

ST. JOHN'S

RON
MVOUIKA

CHRIS
MULLIN

DURAND
JOHNSON

2015-16 MEN'S BASKETBALL

MEDIA GUIDE

1-888-GO-STORM • REDSTORMSPORTS.COM

🐦 📷 @StJohnsBBall • #SJUBB

2015-16 BASKETBALL SCHEDULE

Day	Date	Opponent	Location (Venue)	Time	TV
Sat.	Oct. 31	RED WHITE SCRIMMAGE	Queens, N.Y. (Carnesecca Arena)	12:30 p.m.	ESPN3
Wed.	Nov. 4	ST. THOMAS AQUINAS (Exh.)	Queens, N.Y. (Carnesecca Arena)	7 p.m.	ESPN3
Sat.	Nov. 7	SONOMA STATE (Exh.)	Queens, N.Y. (Carnesecca Arena)	4 p.m.	ESPN3

Fri.	Nov. 13	WAGNER	Queens, N.Y. (Carnesecca Arena)	6 p.m.	FS1
------	---------	--------	---------------------------------	--------	-----

Maui Invitational (Campus Site)

Mon.	Nov. 16	UMBC	Queens, N.Y. (Carnesecca Arena)	7 p.m.	FS1
------	---------	------	---------------------------------	--------	-----

Gavitt Tipoff Games

Thurs.	Nov. 19	RUTGERS	Queens, N.Y. (Carnesecca Arena)	7 p.m.	FS1
--------	---------	---------	---------------------------------	--------	-----

Maui Invitational

Mon.	Nov. 23	vs. Vanderbilt	Maui, Hawaii (Lahaina Civic Center)	2:30 p.m.	ESPN2
Tues.	Nov. 24	vs. Indiana/Wake Forest	Maui, Hawaii (Lahaina Civic Center)	2/7:30 p.m.	ESPN/ESPN2
Wed.	Nov. 25	TBD	Maui, Hawaii (Lahaina Civic Center)	TBD	TBD

Wed.	Dec. 2	at Fordham	Bronx, N.Y. (Rose Hill Gymnasium)	7 p.m.	TBD
------	--------	------------	-----------------------------------	--------	-----

Madison Square Garden Holiday Festival

Sun.	Dec. 6	ST. FRANCIS BROOKLYN	New York, N.Y. (Madison Square Garden)	11 a.m.	FS1
------	--------	----------------------	----------------------------------------	---------	-----

Wed.	Dec. 9	NIAGARA	Queens, N.Y. (Carnesecca Arena)	5 p.m.	FS1
------	--------	---------	---------------------------------	--------	-----

Sun.	Dec. 13	SYRACUSE	New York, N.Y. (Madison Square Garden)	Noon	FS1
------	---------	----------	----------------------------------------	------	-----

Fri.	Dec. 18	INCARNATE WORD	Queens, N.Y. (Carnesecca Arena)	7 p.m.	FS1
------	---------	----------------	---------------------------------	--------	-----

Sun.	Dec. 20	NJIT	Queens, N.Y. (Carnesecca Arena)	Noon	FS1
------	---------	------	---------------------------------	------	-----

Mohegan Sun Hall of Fame Shootout

Tues.	Dec. 22	vs. South Carolina	Uncasville, Conn. (Mohegan Sun Arena)	9 p.m.	CBS SN
-------	---------	--------------------	---------------------------------------	--------	--------

Thurs.	Dec. 31	• CREIGHTON	Queens, N.Y. (Carnesecca Arena)	2 p.m.	FS1
--------	---------	-------------	---------------------------------	--------	-----

Sat.	Jan. 2	• at Providence	Providence, R.I. (Dunkin' Donuts Center)	3:30 p.m.	FS1
------	--------	-----------------	------------------------------------------	-----------	-----

Wed.	Jan. 6	• XAVIER	Queens, N.Y. (Carnesecca Arena)	9 p.m.	FS1
------	--------	----------	---------------------------------	--------	-----

Sat.	Jan. 9	• at Marquette	Milwaukee, Wis. (BMO Harris Bradley Center)	2 p.m.	FSN
------	--------	----------------	---------------------------------------------	--------	-----

Wed.	Jan. 13	• GEORGETOWN	New York, N.Y. (Madison Square Garden)	6:30 p.m.	FS1
------	---------	--------------	----------------------------------------	-----------	-----

Sat.	Jan. 16	• at Butler	Indianapolis, Ind. (Hinkle Fieldhouse)	Noon	FS1
------	---------	-------------	----------------------------------------	------	-----

Sat.	Jan. 23	• MARQUETTE	New York, N.Y. (Madison Square Garden)	8 p.m.	CBS SN
------	---------	-------------	----------------------------------------	--------	--------

Wed.	Jan. 27	• at Seton Hall	Newark, N.J. (Prudential Center)	7 p.m.	FS1
------	---------	-----------------	----------------------------------	--------	-----

Sun.	Jan. 31	• VILLANOVA	New York, N.Y. (Madison Square Garden)	Noon	FOX
------	---------	-------------	----------------------------------------	------	-----

Wed.	Feb. 3	• at Xavier	Cincinnati, Ohio (Cintas Center)	6:30 p.m.	FS1
------	--------	-------------	----------------------------------	-----------	-----

Sat.	Feb. 6	• BUTLER	Queens, N.Y. (Carnesecca Arena)	4:30 p.m.	FSN
------	--------	----------	---------------------------------	-----------	-----

Mon.	Feb. 8	• at Georgetown	Washington, D.C. (Verizon Center)	7 p.m.	FS1
------	--------	-----------------	-----------------------------------	--------	-----

Sat.	Feb. 13	• at Villanova	Philadelphia, Pa. (Wells Fargo Center)	8 p.m.	CBS SN
------	---------	----------------	----------------------------------------	--------	--------

Wed.	Feb. 17	• DePAUL	Queens, N.Y. (Carnesecca Arena)	8 p.m.	CBS SN
------	---------	----------	---------------------------------	--------	--------

Sun.	Feb. 21	• SETON HALL	New York, N.Y. (Madison Square Garden)	Noon	FS1
------	---------	--------------	----------------------------------------	------	-----

Thurs.	Feb. 25	• at DePaul	Rosemont, Ill. (Allstate Arena)	9 p.m.	FS1
--------	---------	-------------	---------------------------------	--------	-----

Sun.	Feb. 28	• at Creighton	Omaha, Neb. (CenturyLink Center Omaha)	2:30 p.m.	FS1
------	---------	----------------	----------------------------------------	-----------	-----

Sat.	Mar. 5	• PROVIDENCE	New York, N.Y. (Madison Square Garden)	12:30 p.m.	FS1
------	--------	--------------	----------------------------------------	------------	-----

Home games are denoted in **BOLD CAPS**

• Denotes BIG EAST Conference games

All times are subject to change; all times Eastern unless otherwise noted

2015-16 ROSTER

NUMERICAL

No.	Name	Cl.	Pos.	Ht.	Wt.	Hometown/Previous School
0	Malik Ellison	Fr.	G	6-6	205	Voorhees, N.J./Life Center Academy (N.J.)
1	Amar Alibegovic	So.	F	6-9	235	Rome, Italy/Istituto Tecnico Minerva
2	Christian Jones	R-Jr.	F	6-7	230	Arlington, Texas/IMG Academy (Fla.)
3	Marcus LoVett	Fr.	G	6-0	180	Fort Wayne, Ind./Morgan Park (Ill.)
4	Federico Mussini	Fr.	G	6-1	160	Reggio Emilia, Italy/Liceo Scientifico Aldo Moro
5	Durand Johnson	Gr.	G/F	6-6	210	Baltimore, Md./Pittsburgh
10	Felix Balamou	Sr.	G	6-4	205	Conakry, Guinea/Our Savior New American (N.Y.)
11	Tariq Owens*	So.	F	6-10	190	Odenton, Md./Tennessee
12	Elijah Holifield	Fr.	G	6-2	180	Atlanta, Ga./Pace Academy
14	Kassoum Yakwe	Fr.	F	6-7	205	Bamako, Mali/Our Savior New American (N.Y.)
24	Ron Mvouika	Gr.	G/F	6-6	210	Paris, France/Missouri State
35	Yankuba Sima	Fr.	C	6-11	215	Girona, Spain/Elev8 Institute
45	Darien Williams	Jr.	F	6-8	225	San Francisco, Calif./City College of San Francisco

ALPHABETICAL

No.	Name	Cl.	Pos.	Ht.	Wt.	Hometown/Previous School
1	Amar Alibegovic	So.	F	6-9	235	Rome, Italy/Istituto Tecnico Minerva
10	Felix Balamou	Sr.	G	6-4	205	Conakry, Guinea/Our Savior New American (N.Y.)
0	Malik Ellison	Fr.	G	6-6	205	Voorhees, N.J./Life Center Academy (N.J.)
12	Elijah Holifield	Fr.	G	6-2	180	Atlanta, Ga./Pace Academy
5	Durand Johnson	Gr.	G/F	6-6	210	Baltimore, Md./Pittsburgh
2	Christian Jones	R-Jr.	F	6-7	235	Arlington, Texas/IMG Academy (Fla.)
3	Marcus LoVett	Fr.	G	6-0	180	Fort Wayne, Ind./Morgan Park (Ill.)
4	Federico Mussini	Fr.	G	6-1	160	Reggio Emilia, Italy/Liceo Scientifico Aldo Moro
24	Ron Mvouika	Gr.	G/F	6-6	210	Paris, France/Missouri State
11	Tariq Owens*	So.	F	6-10	190	Odenton, Md./Tennessee
35	Yankuba Sima	Fr.	C	6-11	215	Girona, Spain/Elev8 Institute
45	Darien Williams	Jr.	F	6-8	225	San Francisco, Calif./City College of San Francisco
14	Kassoum Yakwe	Fr.	F	6-7	205	Bamako, Mali/Our Savior New American (N.Y.)

*Will redshirt 2015-16 season per NCAA transfer requirements

HEAD COACH

Chris Mullin, First Season at St. John's

ASSOCIATE HEAD COACH

Barry Rohrssen, First Season at St. John's

ASSISTANT COACHES

Matt Abdelmassih, First Season at St. John's

Greg St. Jean, First Season at St. John's

SPECIAL ASSISTANT

Mitch Richmond, First Season at St. John's

DIRECTOR OF BASKETBALL OPERATIONS

Dan Matic, First Season at St. John's

GRADUATE ASSISTANTS

Luca Virgilio, Second Season at St. John's

Dru Anthrop, First Season at St. John's

ATHLETIC TRAINER

Ron Linfonte, A.T.C., 35th Season at St. John's



**WE ARE
NEW YORK'S TEAM**

ST. JOHN'S BASKETBALL MEDIA INFORMATION

Table of Contents	1
St. John's Basketball Quick Facts	3
Media Guidelines	4
Media Directory	6
St. John's University	8
Conrado "Bobby" Gempesaw, Ph.D., President, St. John's University10	
Joseph Oliva, Esq., Interim Director of Athletics	11
Senior Administration	12
Staff Directory	14

MEET THE TEAM

2015-16 Red Storm Team Photo	16
Roster & Squad Breakdown	17

ST. JOHN'S COACHING STAFF

Head Coach Chris Mullin	20
Associate Head Coach Barry Rohrsen	28
Assistant Coach Matt Abdelmassih	30
Assistant Coach Greg St. Jean	32
Special Assistant Mitch Richmond	34
Director of Basketball Operations Dan Matic	36
Graduate Assistant Luca Virgilio	38
Graduate Assistant Dru Anthrop	39
Men's Basketball Support Staff	40

ST. JOHN'S PLAYERS

Durand Johnson	44
Ron Mvouika	46
Felix Balamou	48
Christian Jones	52
Darien Williams	56
Amar Alibegovic	58
Tariq Owens	60
Malik Ellison	62
Marcus LoVett	63
Federico Mussini	64
Elijah Holifield	65
Kassoum Yakwe	66
Yankuba Sima	67

2014-15 SEASON IN REVIEW

Season Results	70
Season Statistics	71
Game-by-Game Statistics	72
Team Superlatives	73
Individual Superlatives	74
BIG EAST Review	75
Game Recaps	77

ALL-TIME RESULTS

Year-by-Year Finishes	96
Coaching History	98
1,000 Point Scorers	100
Individual Leaders	103
Team Records	108
Annual Leaders	110
Overtime Games	112
All-Time Winning Streaks	113
All-Time Results	114
Series Records	127
Series Results	128
Regular Season Tournament History	140
Postseason History	143
Carnesecca Arena Records	146
Madison Square Garden Records	148
St. John's In The AP Poll	149

HISTORY & HONORS

Teams of Tradition	152
Award Winners, Hall of Fame	162
St. John's Basketball History	164
St. John's Basketball Legacy Honors	167
Great Names In St. John's Basketball	171
All-Time Roster	182
St. John's In The NBA Draft	184
All-Time St. John's Players In The NBA	186
TV/Radio Chart	188

**MEDIA GUIDE CREDITS**

The 2015-16 St. John's Men's Basketball Media Guide was published by the St. John's Athletic Communications office with the intent to serve all media and followers of Red Storm basketball. Additional copies may be purchased for \$25. Mail orders should include \$3 for postage and handling.

The guide was written and edited by Stephen Dombroski, Associate Athletics Director for Communications, with design and layout by Mekale Jackson, Associate Director of Athletic Communications/Creative Director. Editorial assistance provided by Tim Brown, Andrew O'Connell, Michael Garabedian, Taylor McKillop, William Jones, Jim O'Connell and Paul Montella.

Photography by Vincent Dusovic, Errol Anderson, NBAE, Getty Images and Naismith Memorial Basketball Hall of Fame.

The St. John's Athletic Communications staff extends its thanks to all BIG EAST and opponent sports information offices and all members of past sports information staffs that have assisted in compiling information that is an integral part of this guide. Any corrections or additions to the media guide are welcome and should be directed, via e-mail, to Stephen Dombroski at dombross@stjohns.edu.



MADISON SQUARE GARDEN

CHASE

MADISON SQUARE GARDEN

ST. JOHN'S

PLAYER	PTS	REB	AST	STL	BLK
COOK	1	1	0	0	0
JONES	0	3	3	1	0
THOMAS	1	1	3	3	0
WELSH	1	1	3	3	0
GEORGE	1	2	0	0	0

51 16:45 43

STJ

UnitedHealthcare
Oxford

ST. JOHN'S

PLAYER	PTS	REB	AST	STL	BLK
GEORGE IV	2	0	1	1	0
WELSH	2	0	1	1	0
COOK	2	0	3	2	0
POWELL	1	0	4	2	0
ACRIAN	1	0	4	0	0
GEORGE	2	2	4	0	0

51 16:45 43

GENERAL INFORMATION

Location:	Queens, N.Y. 11439
Founded:	1870
Enrollment:	20,881
Nickname:	Red Storm
Colors:	Red and White
Arena (Capacity):	Carnesecca Arena (5,602)
	Madison Square Garden (19,786)
Affiliation:	NCAA Division I
Conference:	BIG EAST
President:	Conrado "Bobby" Gempesaw, Ph.D.
Interim Director of Athletics:	Joe Oliva, Esq. '91 CBA, '94L
Athletic Department Phone:	718-990-6217
Basketball Office Phone:	718-990-6002
Press Row Phone:	718-990-5713 (CA)
	212-631-8890 (MSG)

COACHING STAFF

Head Coach:	Chris Mullin
Seasons at St. John's:	First Season
Record at St. John's (Yrs.):	0-0
Career Coaching Record (Yrs.):	0-0
Basketball Office Phone:	718-990-6002
Best Way to Contact:	Contact SID Office
Associate Head Coach:	Barry Rohrsen
Assistant Coach:	Matt Abdelmassih
Assistant Coach:	Greg St. Jean
Special Assistant:	Mitch Richmond
Director of Operations:	Dan Matic
Graduate Assistant:	Luca Virgilio
Graduate Assistant:	Dru Anthrop

BASKETBALL HISTORY

First Year of Men's Basketball:	1907-08
Overall All-Time Record:	1,795-956 (.652)
NCAA Tournament Appearances/Last:	28/2015
NCAA Final Fours:	2 (1952, 1985)
NCAA Elite Eights:	6 (1951, 1952, 1979, 1985, 1991, 1999)
NCAA Sweet Sixteens:	9 (1951, 1952, 1967, 1969, 1979, 1983, 1985, 1991, 1999)
Postseason NIT Appearances/Last:	29/2014
Postseason NIT Championships:	5 (1943, 1944, 1959, 1965, 1989)
BIG EAST Tournament Championships:	3 (1983, 1986, 2000)
BIG EAST Regular Season Championships:	5 (1980, 1983, 1985, 1986, 1992)

ATHLETIC COMMUNICATIONS

Associate Athletics Director for Communications:	Stephen Dombroski
Phone:	718-990-6897
Office Fax:	718-969-8468
E-mail:	dombross@stjohns.edu
Secondary Contact:	Timothy Brown
Phone:	718-990-1521
E-mail:	brown1t@stjohns.edu
Website:	www.RedStormSports.com
Twitter:	@StJohnsBBall
Twitter Hashtag:	#SJUBB
Mailing Address:	Carnesecca Arena, Room 157
	8000 Utopia Parkway, Queens, NY 11439

TEAM INFORMATION

2014-15 Record:	21-12
Home:	16-5
Away:	4-6
Neutral:	1-1
Conference Record:	10-8
Regular Season Conference Finish:	5th
2014-15 Postseason:	NCAA Second Round
	L, 76-64 vs. No. 8 San Diego St. (3/20/15)
2014-15 NCAA Final RPI:	52
2014-15 Final Top 25 (AP/ESPN-USA Today):	NR/NR
Starters Returning/Lost:	0/5
Letterwinners Returning/Lost:	3/10
Newcomers:	10

KEY RETURNERS

AMAR ALIBEGOVIĆ • Sophomore • Forward • 6-9

Appeared in 24 games with two starts ... averaged 1.5 points in 8.4 minutes per contest ... totaled 37 rebounds, four steals, three assists and three blocks ... sank six 3-pointers.

KEY ADDITIONS

DURAND JOHNSON • Graduate Student • Guard/Forward • 6-6

Graduate transfer from Pittsburgh ... appeared in 47 games and averaged 5.8 points per contest ... shot 41 percent from the field, 77.6 percent from the free-throw line and made 47 career 3-pointers.

TRANSFERS

DARIEN WILLIAMS (JR/F)
RON MVOUKIA (GR/G-F)

FRESHMEN

FEDERICO MUSSINI (G)
YANKUBA SIMA (C)
KASSOUM YAKWE (F)
MALIK ELLISON (G)
MARCUS LOVETT (G)

KEY LOSES

D'ANGELO HARRISON • GUARD • 6-4

Two-time First Team All-BIG EAST selection ... finished second in the conference averaging 17.5 points per contest ... 2013-14 Haggerty Award recipient, presented to New York City's collegiate player of the year ... finished career third overall on the St. John's scoring list with 2,178 points ... also program's all-time career-leader with 198 3-pointers made.

SIR/DOMINIC POINTER • GUARD/FORWARD • 6-5

2014-15 BIG EAST Co-Defensive Player of the Year, BIG EAST Most Improved Player and Second Team All-BIG EAST selection ... drafted by the Cleveland Cavaliers in the 2015 NBA Draft ... ranked 10th in the league in scoring (13.7), fourth in rebounding (7.7), third in steals (1.9) and third in blocks (2.4) ... second in the BIG EAST in double-doubles ... 50th player in St. John's history to record 1,000-points ... finished his career at St. John's third in career blocks (172) and fifth in steals (200).

PHIL GREENE IV • GUARD • 6-2

Started all 33 games, averaging a team-high 34.8 mpg ... second on the team in made three-pointers (63) ... averaged 13.0 points per contest ... totaled 53 assists and 30 steals ... shot 72.2 percent from the charity stripe.

RYSHÉED JORDAN • GUARD • SOPHOMORE • 6-4

Ranked second on the team in points per game (14.1) and assists (95) ... recorded 114 rebounds, 54 steals and 10 blocks ... drilled 43 3-pointers.

CHRIS OBEKPA • FORWARD/CENTER • 6-9

Holds St. John's all-time career (227), single-season (133) and single-game (11) block records ... led nation in blocked shots per game (4.03) as a freshman ... led BIG EAST in blocks the past three years.



Stephen Dombroski

*Associate Athletics Director
for Communications*

Men's Basketball Contact

Mailing and Shipping Address

Carnesecca Arena Room 157
8000 Utopia Parkway
Queens, NY 11439

Important Telephone Numbers

718-990-6897 – Dombroski's Office Phone
518-928-6103 – Dombroski's Mobile Phone
718-990-1520 – Athletic Communications Office
718-969-8468 – Athletic Communications Fax
718-990-5713 – Carnesecca Arena Press Row
212-631-8890 – Madison Square Garden Press Row

CREDENTIALS

Credentials and working space for media members are issued at the exclusive discretion of the St. John's University Athletic Communications Office. Issuance of credentials may be based on the following priorities and guidelines:

1. Originating radio and television personnel involved in a live broadcast.
2. Daily newspapers regularly covering St. John's University, the current-game opponent or another BIG EAST Conference school. Wire services, regional and national publications are also afforded this priority.
3. Non-originating radio and television personnel producing reports on the game. Only local radio stations with a full-time sports director conducting a regular sports show receive consideration for credentials.
4. Officially recognized St. John's University daily student publications or student electronic media outlets with daily sports reports.
5. Non-daily newspapers or publications reporting on the game.
6. All digital-only media outlets will be evaluated based on: a) purpose (e.g. newsgathering), b) news process/operation and c) traffic.

OTHER GUIDELINES

Season media credentials are issued to those outlets which cover St. John's Athletics on a regular basis. They do not guarantee working space in the media work area.

With the exception of Red Storm beat reporters covering the team on a regular basis and producing regular reports, all credentials are approved and issued on a game-by-game basis.

Credentials are non-transferable and are subject to immediate revocation if transferred to anyone but working members of a media outlet.

St. John's University and the NCAA prohibit the issuance of credentials to representatives of an organization that regularly publishes gambling information, such as "tout sheets" or "tip sheets."

Web sites that sponsor message boards or chat rooms where visitors are allowed to post anonymous information or rumors are limited for credentials and access to media functions. If a news-gathering medium has an online site that sponsors these anonymous forums, they may continue to request credentials under their traditional medium, but may not be granted additional passes or access.

CREDENTIAL REQUESTS

Credential requests must be made by sports editors or sports directors no later than five days prior to an event via www.sportssystem.com/StJohns. Requests on official letterhead or by email should be sent to the Athletic Communications Office, Room 157 Carnesecca Arena, St. John's University, 8000 Utopia Parkway, Queens, NY 11439. They also may be faxed to 718-969-8468 or e-mailed to Stephen Dombroski at dombross@stjohns.edu.

MADISON SQUARE GARDEN INFORMATION

Credentials for Red Storm home men's basketball games at Madison Square Garden should be sent to the Madison Square Garden Public Relations Department. Contact Larry Torres of the MSG Public Relations Department by phone at 212-631-5178 or fax at 212-465-6789.

Radio phone line access and scouting credentials for games played at Madison Square Garden can be obtained by calling the Director of Production, Josephine Traina, at 212-465-6731.

GAME DAY MEDIA PARKING

No parking passes will be issued, but media may make arrangements to use Parking Lot B on game nights for Carnesecca Arena games.

Reserved parking can be secured upon request through the Athletic Communications office as far in advance as possible. No parking passes will be issued at Madison Square Garden, where parking garages are located in close proximity to the arena. The media must pay to park in these garages.

TELEPHONES

Telephones and working media spaces are available on a first-come, first-served basis. There are a limited number of telephones available in the media room and at courtside. Phone lines can be secured by calling the Athletic Communications office as far in advance as possible.

PHOTOGRAPHY REGULATIONS

All photographers and camera operators must remain seated in baseline photo areas, as per NCAA regulations. Locations will be assigned for more crowded games.

Priority shall be given, in all instances, to photographers and videographers on assignment. Only game photographers (no runners, assistants or producers) shall have access to courtside photo areas. No flash units, strobes or tripods of any kind are permitted. Freelance photographers will be granted credentials upon availability of space and at the discretion of the Athletic Communications office.

MEDIA SEATING AND WORK ROOM

Media seating on press row will cater to working press on deadline. All other priority seating will be made at the discretion of the Athletic Communications office.

The media work room area is limited in numbers for working media. Requests must be made in advance with the St. John's University Athletic Communications office. Wireless Internet, working facility electrical outlets and limited phones are available.

GAME DAY/HOME INTERVIEW POLICIES:

- The St. John's locker room is closed to the media following the game. The team is allowed the customary 10-minute cooling off period and time with the coaching staff to meet with the team after each game. Players requested for interviews will be brought to the interview room or will be held in designated areas at Madison Square Garden/Carnesecca Arena.
- The visiting coach and player(s) will be escorted to the interview room after their cooling-off period. Student-athletes chosen for post-game interviews are at the discretion of the visiting Sports Information Director.
- The St. John's Athletic Communications staff will secure coach and student-athletes for the interview room. Coach Mullin will enter with student-athletes, unless detained by radio/television interviews. Coach Mullin and Red Storm student-athletes will complete interviews and be available for one-on-ones.
- St. John's press areas at Carnesecca Arena and Madison Square Garden will be run by the same rules and regulations. A time limit for coach/student-athlete interviews will be enforced, a 15-20 minute limit for coaches and a 10-15 minute limit for student-athletes.
- Interviews will take place in designated areas of Carnesecca Arena or Madison Square Garden in addition to the interview room.
- The only pregame interviews allowed on game days will be for St. John's radio, and local or national television productions. All requests for one-on-one interviews during game week will be facilitated by the Athletic Communications office. No game day interviews will be allowed unless specifically requested for televised games.

ROAD GAMES

- Coach Mullin/student-athletes will be available during the week of games for visiting print/radio by phone. No day of game interviews will be granted unless specific requests are approved for televised games.
- Conference calls can be arranged in specific instances, if requested at least one week prior to the game.
- Practices will be closed on the road unless otherwise specified by the St. John's Athletic Communications Office.
- Postgame and interview room policies will follow the guidelines and policies of the home sports information office.
- No interviews will be conducted at hotels on the road, unless previously approved for televised games.
- St. John's radio and television interviews with Coach Mullin and student-athletes will be granted first at all away games.

COVERING PRACTICE

St. John's basketball practices are closed to the public and the media. Should a practice be open, the Athletic Communications staff will notify reporters in advance.

RADIO POLICY

St. John's has permanent phone lines available to visiting radio stations at \$100 per line. Arrangements for phone lines must be made through the Athletic Communications office. All radio stations will be limited to three working credentials on press row. The fee for phone lines must be paid in advance of the game. Make the check payable to St. John's University.

HOTEL AND RESTAURANT DIRECTORY**Hotels**

Affinia Manhattan	212-563-1800
DoubleTree	212-719-1600
Holiday Inn – JFK Airport	718-659-0200
Holiday Inn Crowne Plaza–Laguardia	718-457-6300
Holiday Inn Crowne Plaza–Times Square	212-977-4000
The Hudson	212-554-6000
LaGuardia Airport Marriott	718-565-8900
Loews Regency	212-759-4100
New York Hilton & Towers	212-586-7000
Pan American Hotel	718-446-7676
Sheraton New York Hotel & Towers	212-581-1000
The Waldorf-Astoria	212-355-3000
The Westin New York at Times Square	212-201-2700
Wyndham Garden Hotel	718-426-1500

Restaurants

Acquista Trattoria	718-969-1411
Ben Benson's Steak House	212-581-8888
Carmine's Restaurant	212-221-3800
Gallager's Steak House	212-245-5336
Gino's Pizzeria	718-225-1475
Il Vagabondo Restaurant	212-832-9221
Manhattan Ocean Club	212-371-7777
Peter Luger Steakhouse	718-387-7400
The Sea Grill	212-332-7610
Smith & Wollensky's Steakhouse	212-753-1530
Villa Mosconi Ristorante	212-673-0390

ATHLETIC COMMUNICATIONS STAFF

Stephen Dombroski
Associate Athletics Director
for Communications
Office: 718-990-6897
Mobile: 518-928-6103
dombross1@stjohns.edu



Mekale Jackson
Associate Director of
Athletic Communications/
Creative Director
Office: 718-990-6367
Mobile: 718-640-8275
jacksonm@stjohns.edu



Tim Brown
Assistant Director of
Athletic Communications
Office: 718-990-1521
Mobile: 413-519-5255
brownwt1@stjohns.edu



Andrew O'Connell
Assistant Director of
Athletic Communications
Office: 718-990-1522
Mobile: 516-581-3229
oconnela@stjohns.edu



Ryan Gilbert
Director of
Multimedia Services
Office: 718-990-3256
Mobile: 212-203-2965
Ryan.Gilbert07@stjohns.edu



Derek Coleman
Graduate Assistant/
Athletic Communications
Office: 718-990-3256
Mobile: 410-274-9679
Derek.Coleman15@stjohns.edu



Mike Garabedian
Graduate Assistant/
Athletic Communications
Office: 718-990-5341
Mobile: 305-926-8420
Michael.Garabedian15@stjohns.edu



Will Jones
Graduate Assistant/
Athletic Communications
Office: 718-990-1520
Mobile: 414-484-1758
William.Jones14@stjohns.edu



Taylor McKillop
Graduate Assistant/
Athletic Communications
Office: 718-990-1523
Mobile: 631-905-7631
Adam.McKillop15@stjohns.edu



PRINT

ASSOCIATED PRESS

450 West 33rd Street
New York, NY 10001
Phone: 212-621-1630
Fax: 212-621-1639

JOURNAL NEWS

One Gannett Drive
White Plains, NY 10604
Phone: 914-694-5061
Fax: 914-696-8118

NEWSDAY

235 Pinelawn Road
Melville, NY 11747
Phone (Sports Desk): 631-843-2810
Phone (Scores): 631-843-2820
Fax: 631-454-6892

NEW YORK DAILY NEWS

450 West 33rd Street
New York, NY 10001
Phone: 212-210-1670
Fax: 212-643-7845

NEW YORK POST

1211 Avenue of the Americas
New York, NY 10036
Phone: 212-930-8700
Fax: 212-930-8727

NEW YORK TIMES

620 Eighth Avenue
New York, NY 10036
Phone: 212-556-7371
Fax: 646-428-6147

QUEENS LEDGER

Newspaper Group
69-60 Grand Avenue
Maspeth, NY 11378
Phone: 718-639-7000
Fax: 718-429-1234

QUEENS TIMES

4808 111th St.
Carona, NY 11368
Phone: 718-592-2196
Fax: 718-592-2174

STATEN ISLAND ADVANCE

950 Fingerboard Road
Staten Island, NY 10305
Phone: 718-816-2803
Fax: 718-981-5679

TIMES LEDGER

41-02 Bell Boulevard
Bayside, NY 11361
Phone: 718-229-0300, Ext. 143
Fax: 718-224-2934

THE TORCH

Official Student Newspaper
8000 Utopia Parkway
Phone: 718-990-6756
Fax: 718-591-8810

USA TODAY

1000 Wilson Boulevard
Arlington, VA 22229
Phone: 800-872-8632
Fax: 703-558-3988

TELEVISION STATIONS

MADISON SQUARE GARDEN NETWORK

11 Penn Plaza
New York, N.Y. 10001
Phone: 212-465-5949
Fax: 212-465-5944

NEW YORK ONE NEWS

75 Ninth Avenue
New York, NY 10011
Phone: 212-379-3480
Fax: 212-379-3581

SPORTSNET NEW YORK

75 Rockefeller Plaza
New York, NY 10019
Phone: 212-485-4800
Fax: 212-485-4910

WABC-TV (CHANNEL 7)

77 West 66th Street
New York, NY 10023
Phone: 212-456-7777

WCBS-TV (CHANNEL 2)

524 West 57th Street
New York, NY 10019
Phone: 212-975-4321/5230
Fax: 212-975-9387

WLNY-TV 55

270 South Service Road
Melville, NY 11747
Phone: 631-622-9445
Fax: 631-420-4822

WNBC-TV (CHANNEL 4)

30 Rockefeller Plaza
New York, NY 10112
Phone: 212-664-2014
Fax: 212-664-5835

WNYW-TV (FOX 5)

205 East 67th Street
New York, NY 10021
Phone: 212-452-3786
Fax: 212-452-5517

WPIX 11

220 East 42nd Street
New York, NY 10017
Phone: 212-210-2514
Fax: 212-210-2591

WRED-STUDENT STATION

8000 Utopia Parkway
Queens, NY 11439
Phone: 718-990-1938

YES NETWORK

405 Lexington Ave., 36th Floor
New York, N.Y. 10174
Phone: 646-487-3600
Fax: 646-487-3612

RADIO STATIONS

ESPN RADIO (98.7 FM)

Two Penn Plaza
17th Floor
New York, NY 10121
Phone: 212-615-3200
Fax: 212-615-3246

WCBS (880 AM)

51 West 52nd Street
New York, NY 10019
Phone: 212-975-2127
Fax: 212-975-1907

WFAN (660 AM/101.9)

345 Hudson Street
New York, NY 10014
Phone: 212-314-9200

WINS (1010 AM)

888 Seventh Avenue
New York, NY 10106
Phone: 212-397-1010
Fax: 212-489-7034

WSJU RADIO

Marillac Hall — Room 424
8000 Utopia Parkway
Queens, NY 11439
Phone: 718-990-6563
Fax: 718-990-1625





MISSION:

St. John's is a Catholic, Vincentian, metropolitan and global University that embraces the Judeo-Christian ideals of respect for the rights and dignity of every person, as well as each individual's responsibility for the world in which we live.

PRESIDENT

Conrado "Bobby" Gempesaw, Ph.D.

ENROLLMENT

Total enrollment in 2014 was 23,700 full- and part-time undergraduate and graduate students at campuses in Queens, Staten Island, and Manhattan, NYC; in Oakdale, N.Y. and Rome, Italy. St. John's student body comprises 15,765 undergraduate and 4,683 graduate students from 47 states, Puerto Rico, the District of Columbia, Guam, the U.S. Virgin Island and 115 countries. There are 1,339 non-resident (international) students representing seven percent of the total student population. Forty-five percent of enrolled students are African-American, Hispanic, Asian, Native Hawaiian/Pacific Islander, American Indian, Alaska Native or of two or more races. During the 2013-14 academic year, 96 percent of undergraduates received \$474 million in financial assistance through scholarships, work-student programs, loans and grants.

FACULTY

More than 90 percent of full-time faculty members hold a doctorate or other terminal degree in their field. The University offers more than 100 undergraduate and graduate programs, including 10 doctoral programs. With our low 17:1 student-faculty ratio, St. John's offers personal attention to every student.



ST. JOHN'S LOCATIONS

The University has three residential campuses, in Queens and Staten Island, N.Y., and in Rome, Italy. St. John's also has a Manhattan (N.Y.) campus along with academic centers in Oakdale, N.Y., Paris, France, and Seville, Spain.

Queens, N.Y.

Our wireless, 96.5-acre Queens, N.Y., campus features contemporary residence halls with state-of-the-art amenities such as cyber lounges, study rooms, and fitness facilities. Options include three-story, townhouse-style residences and modern, centrally-located apartment-style housing for graduate, law, and select upper-class students. The 127,000-square-foot, five-story D'Angelo Center features banquet space, classrooms, club space, a food court, game rooms, lecture halls, a Starbucks café, and a first-floor lounge with a fireplace. High-tech classroom and laboratory buildings — as well as the newly-renovated, 1.7-million volume library — are all designed to help ensure student success.

Staten Island, N.Y.

Nestled in the residential Grymes Hill section of New York City's most rural borough, the 16.5-acre Staten Island, N.Y., campus blends traditional college buildings with strikingly modern facilities. The DaSilva Academic Center offers state-of-the-art computer and media labs. Students also benefit from such resources as the Loretto Memorial Library, a Fitness Center, and a campus center with a full-court gymnasium. Modern apartment-style student housing is adjacent to campus.

New York, N.Y.

The new campus is located in the dynamic Lower East Side, near leading cultural, academic and business institutions, the Midtown South business district, the emerging technology corridor, and subway transportation to and from all five boroughs.

Oakdale, N.Y.

The scenic, 175-acre Oakdale, N.Y., location, situated on a magnificent former estate, is a center of graduate education on Long Island.

Rome, Italy

St. John's residential campus in Rome, Italy, is a modern facility situated in the historic Prati section of the Eternal City. The four-story, 75,000-square-foot facility includes classrooms, a student and faculty lounge, space for 200 resident students, a chapel, library, courtyard, Campus Ministry and administrative offices.

Paris, France

St. John's location in Paris, France, is at the Maison-Mère, a six-story facility with roughly 20,000 square feet of space including residences, classrooms, offices, and support offices. Students enjoy convenient access to the wealth of cultural and artistic treasures available in the historic City of Lights.

COLLEGES AND MAJORS

Students choose from more than 100 bachelor's, master's, and doctoral degree programs – as well as courses of study leading to professional certificates – in six schools and colleges:

- St. John's Colleges of Liberal Arts and Sciences
- The School of Education
- The Peter J. Tobin College of Business
- College of Professional Studies
- College of Pharmacy and Health Sciences
- School of Law

STUDENT RESOURCES

All St. John's students have access to state-of-the-art digital resources. All new freshmen receive laptop computers and have full access to the University's award-winning wireless network and sophisticated computer labs.

EXCELLENCE, ETHICS, SUCCESS

The Princeton Review includes St. John's in its 2014 guide to "The Best 378 Colleges." This was the tenth-consecutive year that St. John's earned a place in the rankings – an honor accorded only 15 percent of America's four-year colleges and universities. In addition, five University

faculty members were featured in The Princeton Review's "Best 300 Professors."

St. John's combines classroom instruction with innovative approaches to pedagogy, including Online Learning. Students gain real-world experience through extensive Study Abroad opportunities and the University's focus on Academic Service-Learning. With a 17:1 student-faculty ratio, all students enjoy personal attention in the classroom.

This past year, six St. John's students received prestigious Fulbright Grants to conduct research and teach overseas. Since 2012, 27 St. John's students have won Fulbright student Grants.

St. John's also earned high marks as an outstanding "return on investment" in the Bloomberg Business Week's "Pay Scale Survey" of 554 colleges and universities whose graduates are top earners in 2013.

GLOBAL STUDIES

Discover the World: Europe allows all students to live and learn in three international cities for a single semester, immersing them in the cultural, artistic, and economic life of each city and providing them with insights and perspectives that will serve them well in their careers.

Students also experience life and

learning in locations throughout Europe, Asia, and Latin America thanks to the University's extensive study abroad programs. Recent opportunities included a pilot program in France and North Africa that added several days in historic Morocco to St. John's popular Discover France semester.

ACADEMIC SERVICE-LEARNING

Course-related community service activities provide St. John's student the opportunity to make a positive difference and gain professional experience. These activities meet course objectives and, through reflection, students are able to examine issues pertaining to social justice and responsibility. Areas include hunger and homelessness, health care, education/ youth services, and civic engagement.

ST. JOHN'S CENTRAL

Reflecting the University's focus on technology, St. John's Central is a virtual campus community providing immediate, 24-hour access to numerous online resources, including e-mail, instant messaging, calendars, message boards, and library resources, all through a single portal. Constantly evolving, St. John's Central has added Web CT functionality, giving professors and students even more access and freedom to teach and learn in an online environment.



CONRADO “BOBBY” GEMPESAW , Ph.D.

President, St. John’s University



Conrado “Bobby” Gempesaw became the 17th President of St. John’s University on July 1, 2014. Dr. Gempesaw is an accomplished scholar, teacher and administrator who comes to St. John’s with three decades of academic and administrative experience. Prior to his appointment at St. John’s,

he served as Provost and Executive Vice President for Academic Affairs at Miami University in Oxford, Ohio.

Dr. Gempesaw also served as Dean of the University of Delaware (UD) Alfred Lerner College of Business and Economics, Vice-Provost for Academic and International Programs, Interim Dean of UD’s College of Arts and Sciences, and Chair of the Department of Food and Resource Economics. He joined UD as an assistant professor in 1985, was awarded tenure and promoted to associate

professor in 1989, and promoted to full professor in 1993.

Dr. Gempesaw obtained his B.A. in Economics from Ateneo de Davao University in the Philippines, M.S. in Agricultural Economics from West Virginia University, and Ph.D. in Agricultural Economics from Pennsylvania State University.

He is married to Clavel Albay Gempesaw who earned her M.A. and Ph.D. in Urban Affairs and Public Policy from the University of Delaware, and they have two sons. Daniel completed a double degree with honors (magna cum laude) in Mathematics and Mechanical Engineering and a minor in Physics from the University of Delaware and an M.S. in Mechanical Engineering from Georgia Tech. David completed a double major with honors (summa cum laude) in Accounting and Finance and a double minor in Economics and Jazz Studies from the University of Delaware. He is a certified public accountant and completed his M.A. in Economics from Miami University.



JOSEPH OLIVA, ESQ. '91CBA, '94L

General Counsel/Interim Athletics Director



St. John's University President Conrado "Bobby" Gempesaw, Ph.D. appointed Joseph Oliva, Esq. '91CBA, '94L as interim Athletics Director effective July 1, 2015.

Oliva has been a member of the St. John's community for more than two decades. A double alumnus of the University, Oliva currently serves as St. John's general counsel, a position he was promoted to in 2005 after spending the previous five years as associate general counsel. Oliva is the University's chief legal officer providing counsel to the President, the Board of Trustees, and other administrative offices of the University.

For the past two years, Oliva has held oversight responsibilities for the Department of Athletics. During his tenure overseeing Athletics, St. John's was involved in

significant strategic moves, including the transition to the new BIG EAST Conference, the BIG EAST's partnership with FOX Sports and St. John's Athletics department-wide partnership with Under Armour. He also played a key role in the hiring of Chris Mullin as the head coach of the men's basketball program. Oliva is experienced in all facets of NCAA compliance.

Prior to his position at St. John's, Oliva worked as a litigation associate at the firms Willkie, Farr & Gallagher LLP and Garfunkel, Wild & Travis, P.C.

Oliva graduated summa cum laude from St. John's College of Business Administration, earning a bachelor's degree in finance in 1991, and magna cum laude from St. John's School of Law in 1994. He was ordained to the Diaconate in May 2013 and serves as a deacon for Roman Catholic Diocese of Rockville Centre. Oliva resides on Long Island with his wife and their three children.





KATHY MEEHAN

Associate Vice President for Athletics

Kathy Meehan was promoted to Associate Vice President for Athletics in June 2001. Meehan is in her 40th year of service at the University, dating back to her days as a women's basketball student-athlete in the early 1970s.

As Associate Vice President for Athletics and Senior Woman Administrator (SWA), Meehan oversees Internal Relations, Title IX compliance, human resources, strategic planning and enforcement of the student-athlete Code of Conduct. She is the sports administrator for the Red Storm women's basketball, men's tennis, women's tennis, softball and volleyball teams. Meehan was the driving force behind the development of the Community Service Program and the LifeSkills program (now Student Development) at the University for all student-athletes.

Meehan has represented St. John's on numerous NCAA and BIG EAST committees during her tenure. She is the former chair of the conference's Senior Woman Administrator Committee, a member of the BIG EAST Championships Committee and BIG EAST Women's Basketball Task Force. Meehan previously served on the NCAA Division I Women's Basketball Committee (2010-15), the NCAA Division I Women's Volleyball Committee (2005-09) and the NCAA Division I Recruiting and Athletics Personnel Cabinet. She was also the University's representative for the Metropolitan Intercollegiate Basketball Association from 2001-05.

Meehan graduated from St. John's in 1975 with a bachelor's degree in education, and earned a master's degree in counselor education from St. John's in 1979. As an undergraduate, she was a member of the first women's basketball team at the University (1974-75) and won the first Outstanding Female Student-Athlete Award that same year.

Upon graduation, she was hired as an Assistant Athletics Director for Women's Athletics, Women's Intramural Director and assistant basketball coach. She held those positions until 1980, when she was named Women's Athletics Director. Meehan was promoted to Associate Athletics Director in 1985 and was appointed Senior Associate Athletics Director in 1993.

Meehan was inducted into the St. John's University Hall of Fame in 1991. Her dedication and desire, plus long-tenured years of service did not go unnoticed, and in 1995 Meehan received the prestigious Vincentian Mission Award, which is presented to an employee who embodies "the mission of the University through purposeful and sustained service to others," while "manifesting her social consciousness with the University, as well as to the community and beyond." In 2001, she was honored for her 25 years of service to St. John's when she received one of the highest honors the University gives to its employees - the Pietas Media for her life's work at the University. During the 2000-01 academic year, she was also honored with the "Women of Distinction" Award.

Meehan was the recipient of the Woodruff Award in April 2003, presented annually by Adelphi University for excellence in coaching, teaching and educating young adults, while stressing that the athletics experience enhances the educational experiences and quality of life. In addition, she was inducted into the Phi Eta Sigma Society as an Honorary Member. In 2005, in honor of women's history month, she was given the "Legacy Award" for her advocacy work with women's issues. Meehan also received the "Honored Educator" award from Kappa Eta Chapter of St. John's University in April 2014 for her service to education and youth.

A member of the inaugural class of the Vincentian Mission Certificate Program, Meehan completed the 18-month program that reflects dedication to the Vincentian Mission and commitment to education that exemplifies the values of St. Vincent de Paul and partnership of St. John's ongoing service to the poor. She is also a member of the St. John's Chapter of the Ladies of Charity. Then in September of 2011 she was selected to participate in the Vincentian Mission Institute (a two-year program) which is a collaboration between the three Vincentian universities in the United States designed to enhance mission-related leadership capacity so that senior leaders are better able to serve the distinctive Catholic, Vincentian mission of their respective institutions.

She presently serves on the Board of Directors for Our Lady of Mercy Academy High School in Syosset, NY.

Meehan and her husband, Lou, live in Jackson Heights, N.Y., and have two sons, Brian and Timothy, and five grandchildren.



JOHN DIFFLEY

Senior Associate Athletics Director for Administration

John Diffley is in his 12th year as Senior Associate Athletic Director for Administration at St. John's University where he serves as a member of the senior staff and manages operations for the Red Storm's 17 varsity sport programs. Diffley oversees facilities, sports medicine, strength and conditioning, equipment operations, and student conduct, and is a key liaison for all head coaches. In his time at St. John's, Diffley has been involved in significant facility upgrades including the multi-phase Carnesecca Initiative and expansion of both sports medicine and strength and conditioning areas. He is the sports administrator for lacrosse, men's soccer, women's soccer, fencing, golf, cross country, and track and field.

Diffley has represented St. John's on numerous committees during his tenure in Queens. He chaired the NCAA Division I Men's Soccer Committee for two years, and has also served as the Chair of the BIG EAST Men's Soccer Committee, NSCAA Board of Governance Task Force, St. John's Campus Climate Committee, CSIRT Committee, Vice President's Round Table, and the Leadership Series Cohort. He was the Tournament Director of the 2012 NCAA Women's Basketball First & Second Rounds at Carnesecca Arena and the Assistant Tournament Director of the 2014 NCAA Men's Basketball Regional at Madison Square Garden. Diffley has been honored for his dedicated service with the Founders Recognition Award and the Outstanding Achievement Award at St. John's University.

Prior to becoming an administrator, Diffley was head coach at Dominican College for two years and was a key member of Dr. David Masur's nationally-recognized men's soccer program as an assistant coach for four years. In that span, the Red Storm reached the NCAA Tournament Round of 16 for four consecutive seasons, and won two BIG EAST titles.

After earning his master's of business administration at St. John's University, he spent three years working in the financial services sector for State Street Capital, a company that leads the industry in providing hedge fund infrastructure.

Diffley played professional soccer both in Europe and the United States and was the 27th player chosen in the inaugural Major League Soccer draft. Diffley also competed for the United States National Team, and was an alternate member of the 1988 United States Olympic Team. For his on-field achievements, Diffley has been inducted into the Albertus Magnus Hall of Fame, American University Hall of Fame, and the Rockland County Sports Hall of Fame.

Diffley resides in Floral Park, N.Y., with his wife, Marcia, and four daughters, Jacqueline, Nicole, Kate and Jessica.



DR. NANCY KAPLAN

Associate Vice President for Academic Support Services

Dr. Nancy Kaplan serves as the Associate Vice President for Academic Support Services. In this role she is responsible for overseeing the Student Development program for athletics, which encompasses academic support, leadership development, career preparation, personal support, sports psychology and community service activities.

Dr. Kaplan also serves as an adjunct assistant professor in the College of Professional Studies. Her academic credentials from St. John's include a Doctor of Education degree, Professional Diploma in Educational Administration, Master of Business Administration and Bachelor of Science.

She was a member of the St. John's women's basketball BIG EAST Championship team in 1988.

Dr. Kaplan and her husband Lenny, the Director of Athletics at NJIT, are the proud parents of two children, Michael and Joshua.



MICHAEL BARRY

Senior Associate Athletics Director for Business Affairs

Michael Barry, a Long Island native and eight-year veteran in various athletics administration positions at Iona College, was named Associate Athletics Director for Business Affairs at St. John's in August 2006. Barry was promoted to Senior Associate Athletics Director in January 2013 and currently oversees all

business activities for the St. John's Department of Athletics. He also serves as the day-to-day administrative contact for the Red Storm baseball and men's basketball programs.

Barry, a former scholarship distance runner at Iona, came to St. John's after serving as the Associate Athletics Director for Internal Affairs at his alma mater, a position he held since 2004. In this role, he managed the day-to-day internal operations for Gael Athletics, which included supervising varsity sports such as men's soccer, baseball and women's lacrosse, and overseeing the department's strength and conditioning, facilities and operations and campus recreation units. He also contributed to the planning and construction of Iona's Hynes Athletics Center, oversaw the department's human resources efforts and assisted with development and marketing.

Prior to his elevation to Associate Athletics Director, Barry served as Iona's Assistant Athletics Director for Business from September 2003 to 2004. During the three years prior, Barry was Iona's Assistant Athletics Director for Operations, managing the Gaels' athletic facilities and coordinating competition and practice schedules for all home venues.

Barry received a bachelor's degree from Iona in 2000, and went on to earn an M.B.A. from Iona's Hagen School of Business in 2003. He competed for the Gaels as a cross country and track performer as an undergraduate.

Barry currently resides in Wantagh, N.Y., with his wife, Vanessa, daughter, Caitlin, and son, Brendan.



DR. DAVID MASUR

Associate Athletics Director for Internal Operations; Men's Soccer Head Coach

St. John's University named Dr. Dave Masur Associate Athletics Director for Internal Operations in September 2004. In this role, Masur serves as a key representative of the head coaches and oversees numerous special projects related to the Athletic Department.

Masur earned his doctorate in education administration and instructional leadership from St. John's in May 2003. Masur also earned a master's degree in physical education, with a concentration in administration, from Montclair State in 1991 and graduated from Rutgers in 1984 with a bachelor's degree in sport management.

The sixth-winningest active Division I head men's soccer coach by victories (382) and the eighth-winningest by percentage (.700) entering the 2015-16 academic year, Masur has also been the head coach of the St. John's men's soccer team since 1991. In his tenure, St. John's has won a national championship (1996), made four appearances in the NCAA College Cup (1996, 2001, 2003 and 2008) and reached 20 NCAA Tournaments, including 15-straight from 1992-2006. A testament to the program's consistent success, the Red Storm was the only program in the nation to reach 10-consecutive NCAA Tournament Rounds of 16 from 1996-2005.

A two-time national coach of the year, six-time Northeast Region Coach of the Year and three-time BIG EAST Coach of the Year, Masur has also led the Red Storm to a conference-record nine BIG EAST Tournament titles as well as six BIG EAST regular season crowns.

Prior to his St. John's tenure, Masur served as head coach at Montclair State from 1987-1990 and posted a 53-21-6 record in four seasons. Masur began his coaching career with two seasons as an assistant at Rutgers, his alma mater.

A two-time All-American as a soccer player at Rutgers, Masur was also a three-time team captain and a two-time team MVP. Masur helped lead the Scarlet Knights to a 35-14-6 record in his three seasons in Piscataway and graduated ranked eighth all-time in assists and 13th in points. Drafted by the New York Cosmos after graduation, Masur went on to play professionally with the Chicago Sting, Toledo Pride, New Jersey Eagles, Penn Jersey Spirit and New Jersey Imperials.

Masur, who had his soccer jersey retired by Rutgers, has been inducted into the St. John's University, Rutgers University, Columbia High School, New Jersey Soccer and Columbia Soccer halls of fame. Masur was a Parade All-American and earned New Jersey Player of the Year accolades in high school.

Masur, and his wife, Shannon, have three daughters, Samantha, Jessica and Sidney, and a son, Christopher David. They reside in Montclair, N.J.



STEPHEN DOMBROSKI

Associate Athletics Director for Communications

Stephen Dombroski was named Associate Athletics Director for Communications at St. John's University in October 2014. Dombroski oversees the media relations and publicity for the department's 17 varsity athletic teams and serves as the primary contact for the men's basketball program.

Dombroski joined the St. John's staff after serving as Assistant Athletic Director for Digital Media & Communications at Seton Hall University. In this role, Dombroski directed media relations for the Pirates' 14 athletic programs. His primary responsibilities included managing publicity for Seton Hall's men's basketball program, while also serving as a communications and marketing liaison for partnerships with the media rights holder FOX Sports and exclusive outfitter Under Armour.

Prior to Seton Hall, Dombroski spent five years heading the Manhattan College Athletic Communications Office. Promoted to Assistant Athletic Director for Communications & Marketing at Manhattan in 2010, Dombroski oversaw the external relations operation for the Jaspers' 19 NCAA Division I athletic teams.

Dombroski held senior administrative responsibilities in Riverdale, including serving as the primary athletics constituent on the Presidential Committee for Manhattan's institutional branding campaign with SME consultants. Furthermore, he held a lead role in the management of a major facility enhancement to Draddy Gymnasium in 2011, the largest improvement project since its construction in 1978. Dombroski also managed athletic marketing, sponsorships and directed all multimedia initiatives.

A native of Latham, N.Y., Dombroski came to Manhattan from Siena College, where he served as Assistant Sports Information Director. In this role, he aided in the public relations and marketing efforts for Siena's 18 NCAA Division I athletic programs. Dombroski helped supervise operations for home athletic events on campus and at the Times Union Center, a 13,000-seat off campus facility in downtown Albany that is the home court for Siena basketball.

Dombroski, a 2004 graduate of Siena College, holds a bachelor's degree of science in marketing and management with a minor in psychology. He earned a master's degree in business administration from Wagner College in 2006. Dombroski was a four-year member of the Siena men's lacrosse team. In 2003, he attended the NCAA Student-Athlete Leadership Conference on behalf of Siena and the NCAA, a prestigious honor awarded to select student-athletes across the country. Additionally, Dombroski was a member of the MAAC Student-Athlete Advisory Council (SAAC), while also serving on Siena's Student-Athlete Advisory Council.

Dombroski is an active member of the College Sports Information Directors of America (CoSIDA) and the National Association of Collegiate Marketing Administrators (NACMA).

Dombroski and his wife, Kara, reside in Queens.



DOUG TRANI

Associate Athletics Director for Compliance

Doug Trani enters his sixth year as Associate Athletics Director for Compliance at St. John's University. In this capacity, he oversees all matters pertaining to compliance with National Collegiate Athletics Association (NCAA) rules and regulations. Trani came to St. John's University from Columbia University, where he served in a similar capacity from August 2006 to July 2007. Among his responsibilities were coordination and implementation of all aspects of compliance systems, and the development and implementation of rules education for staff members and outside constituents regarding Ivy League and NCAA legislation.

Trani spent three years (2003-06) as the Assistant Director for Compliance and four years (2007-11) as the Associate Director for Compliance at St. John's University before his current role.

Trani completed his master's of science from St. John's University School of Education in December 2003, while serving as the graduate assistant for the compliance office.

As an undergraduate, Trani was a basketball student-athlete at New York University where he was a co-captain in 1999 and appeared in the Division III NCAA Tournament in 1996, 1997 and 1998.

Trani and his wife, Michele, and their sons, Mason and Miles, reside in Northport, New York.



ATHLETICS ADMINISTRATION

Name	Title	Extension	E-mail Prefix
Joseph Oliva, Esq.	General Counsel/Interim Director of Athletics	6138	olivaj
Kathleen Meehan	Associate Vice President for Athletics	6173	meehank
Dr. Nancy S. Kaplan	Associate Vice President for Academic Support Services	1672	kaplann
John Diffley	Senior Associate Athletics Director for Administration	6836	diffleyj
Michael Barry	Senior Associate Athletics Director for Business Affairs	6221	barrym
Stephen Dombroski	Associate Athletics Director for Communications	6897	dombross
Dr. David Masur	Associate Athletics Director/Head Coach, Men's Soccer	6197	masurd
Doug Trani	Associate Athletics Director for Compliance	6803	trandid
John W. Kaiser	Athletics Director Emeritus	2135	kaiserj1
Dr. Sharon See	Faculty Athletics Representative	2474	sees
Julie Jurkovic	Office Manager/Executive Secretary to the A.D.	6138	jurkovicj
Mallory Jones	Graduate Assistant, Athletics Administration	6858	Mallory.Jones11

ATHLETIC COMMUNICATIONS

Name	Title	Extension	E-mail Prefix
Stephen Dombroski	Associate Athletics Director for Communications (Men's Basketball)	6897	dombross
Mekale Jackson	Associate Director of Athletic Communications/Creative Director	6367	jacksonm
Tim Brown	Assistant Director of Athletic Communications (Men's Soccer/Baseball)	1521	brownt1
Andrew O'Connell	Assistant Director of Athletic Communications (Women's Basketball/Women's Soccer)	1522	oconnella
Ryan Gilbert	Director of Multimedia Services	3256	Ryan.Gilbert07
Derek Coleman	Graduate Assistant, Athletic Communications (Multimedia/Operations)	3009	Derek.Coleman15
Mike Garabedian	Graduate Assistant, Athletic Communications (Softball/Golf)	5341	Michael.Garabedian15
William Jones	Graduate Assistant, Athletic Communications (Volleyball/Fencing/Office Operations)	1520	William.Jones14
Taylor McKillop	Graduate Assistant, Athletic Communications (Lacrosse/Track & Field/Cross Country/Tennis)	1523	Adam.McKillop15

ATHLETIC DEVELOPMENT

Name	Title	Extension	E-mail Prefix
Edward Kull	Acting Chief Advancement Officer	3300	kulle
Kevin Barry	Director of Athletic Development	6147	barryk1
Paul Sciafani	Assistant Director of Athletic Development	5539	sciafanp
Annemarie Carey	Assistant Director of Athletic Development	6153	careya
Mary Pat Beirne	Athletics Alumni Relations	1873	beirnem
Jordan Bowles	Graduate Assistant, Athletic Development	2547	Jordan.Bowles14
Matthew Montesano	Graduate Assistant, Athletic Development	6061	Matthew.Montesano14

ATHLETIC EVENTS AND PROGRAMMING

Name	Title	Extension	E-mail Prefix
Danny Hagenlocher	Assistant Athletics Director for Events and Programming	6091	hagenlod
Shannon Skeggs	Athletics Event Manager	3419	skeggss
Junior Salazar	Graduate Assistant, Athletic Facilities and Operations – Events	5839	Junior.Salazar11
Daniel Jimenez	Graduate Assistant, Athletic Facilities and Operations – Events	5839	Daniel.Jimenez11
James Jordan	Graduate Assistant, Athletic Facilities and Operations – Events	5951	James.Jordan14
Dane Holt	Graduate Assistant, Athletic Facilities and Operations – Events	1663	Dane.Holt13

BUSINESS AFFAIRS

Name	Title	Extension	E-mail Prefix
Michael Barry	Senior Associate Athletics Director for Business Affairs	6221	barrym
Gregory Casey	Business Manager	6175	caseyg
Rosemarie Bendel	Administrative Assistant	6222	bendelr
Michael Piri	Graduate Assistant, Business Affairs	6872	Michael.Piri12
Stephen Japra	Graduate Assistant, Business Affairs	5582	Stephen.Japra11

COMPLIANCE

Name	Title	Extension	E-mail Prefix
Doug Trani	Associate Athletic Director for Compliance	6803	trandid
Ann Gulino	Associate Director for Compliance	2571	gulinoa
Scott Eichner	Assistant Director for Compliance	2536	eichners
Lizz Mancini	Senior Secretary for Compliance	2138	mancinie
Chris Sacco	Graduate Assistant, Compliance	6638	athcompliance

EQUIPMENT OPERATIONS

Name	Title	Extension	E-mail Prefix
Thomas Lally	Director of Equipment Operations	1317	lallyt
Praben Lewis	Equipment Operations	6154	lewisp
Anthony Caputo	Graduate Assistant, Equipment Operations	6154	Anthony.Caputo09
Antonio Owens	Graduate Assistant, Equipment Operations	6154	Antonio.Owens15


SPORTS MARKETING

Name	Title	Extension	E-mail Prefix
Karli Hausman	Assistant Athletics Director for Marketing & Promotions	1382	hausmank
TBA	Assistant Athletics Director for Marketing & Ticketing	2142	TBD
Joseph Scribani	Graduate Assistant, Sports Marketing	6502	Joseph.Scribani08
Jeffrey Donley	Graduate Assistant, Sports Marketing	1427	Jeffrey.Donley14

TICKET OPERATIONS

Name	Title	Extension	E-mail Prefix
Melissa Manno	Assistant Athletics Director/Director of Ticket Operations	6080	byrnm
Dylan McElroy	Graduate Assistant, Ticket Operations	6081	Dylan.McElroy10
Kathleen Kilduff	Graduate Assistant, Ticket Operations	6874	Kathleen.Kilduff14

**MEET
THE
TEAM**



Front Row (Left to Right)

Marcus Lovett, Federico Mussini, Durand Johnson, Head Coach Chris Mullin, Ron Mvouika, Felix Balamou, Malik Ellison

Back Row (Left to Right)

Elijah Holifield, Darien Williams, Tariq Owens, Yankuba Sina, Amar Alibegovic, Christian Jones, Kassoum Yakove

NUMERICAL

No.	Name	Cl.	Pos.	Ht.	Wt.	Hometown/Previous School
0	Malik Ellison	Fr.	G	6-6	205	Voorhees, N.J./Life Center Academy (N.J.)
1	Amar Alibegovic	So.	F	6-9	235	Rome, Italy/Istituto Tecnico Minerva
2	Christian Jones	R-Jr.	F	6-7	230	Arlington, Texas/IMG Academy (Fla.)
3	Marcus LoVett	Fr.	G	6-0	180	Fort Wayne, Ind./Morgan Park (Ill.)
4	Federico Mussini	Fr.	G	6-1	160	Reggio Emilia, Italy/Liceo Scientifico Aldo Moro
5	Durand Johnson	Gr.	G/F	6-6	210	Baltimore, Md./Pittsburgh
10	Felix Balamou	Sr.	G	6-4	205	Conakry, Guinea/Our Savior New American (N.Y.)
11	Tariq Owens*	So.	F	6-10	190	Odenton, Md./Tennessee
12	Elijah Holifield	Fr.	G	6-2	180	Atlanta, Ga./Pace Academy
14	Kassoum Yakwe	Fr.	F	6-7	205	Bamako, Mali/Our Savior New American (N.Y.)
24	Ron Mvouika	Gr.	G/F	6-6	210	Paris, France/Missouri State
35	Yankuba Sima	Fr.	C	6-11	215	Girona, Spain/Elev8 Institute
45	Darien Williams	Jr.	F	6-8	225	San Francisco, Calif./City College of San Francisco

ALPHABETICAL

No.	Name	Cl.	Pos.	Ht.	Wt.	Hometown/Previous School
1	Amar Alibegovic	So.	F	6-9	235	Rome, Italy/Istituto Tecnico Minerva
10	Felix Balamou	Sr.	G	6-4	205	Conakry, Guinea/Our Savior New American (N.Y.)
0	Malik Ellison	Fr.	G	6-6	205	Voorhees, N.J./Life Center Academy (N.J.)
12	Elijah Holifield	Fr.	G	6-2	180	Atlanta, Ga./Pace Academy
5	Durand Johnson	Gr.	G/F	6-6	210	Baltimore, Md./Pittsburgh
2	Christian Jones	R-Jr.	F	6-7	235	Arlington, Texas/IMG Academy (Fla.)
3	Marcus LoVett	Fr.	G	6-0	180	Fort Wayne, Ind./Morgan Park (Ill.)
4	Federico Mussini	Fr.	G	6-1	160	Reggio Emilia, Italy/Liceo Scientifico Aldo Moro
24	Ron Mvouika	Gr.	G/F	6-6	210	Paris, France/Missouri State
11	Tariq Owens*	So.	F	6-10	190	Odenton, Md./Tennessee
35	Yankuba Sima	Fr.	C	6-11	215	Girona, Spain/Elev8 Institute
45	Darien Williams	Jr.	F	6-8	225	San Francisco, Calif./City College of San Francisco
14	Kassoum Yakwe	Fr.	F	6-7	205	Bamako, Mali/Our Savior New American (N.Y.)

*Will redshirt 2015-16 season per NCAA transfer requirements

HEAD COACH

Chris Mullin, First Season at St. John's

ASSOCIATE HEAD COACH

Barry Rohrsen, First Season at St. John's

ASSISTANT COACHES

Matt Abdelmassih, First Season at St. John's

Greg St. Jean, First Season at St. John's

SPECIAL ASSISTANT

Mitch Richmond, First Season at St. John's

DIRECTOR OF BASKETBALL OPERATIONS

Dan Matic, First Season at St. John's

GRADUATE ASSISTANTS

Luca Virgilio, Second Season at St. John's

Dru Anthrop, First Season at St. John's

ATHLETIC TRAINER

Ron Linfante, A.T.C., 35th Season at St. John's

PRONUNCIATION GUIDE

Matt Abdelmassih	Matt Abdel-massey
Amar Alibegovic	Ah-MAR Ah-lee-BEG-oh-vich
Felix Balamou	Felix BAH-lah-moo
Durand Johnson	Dur-Ron Johnson
Marcus LoVett	Marcus Luh-vet
Federico Mussini	Federico Moose-see-knee
Ron Mvouika	Ron Muh-VWEEK-uh
Barry Rohrsen	Barry ROAR-sun
Yankuba Sima	Yon-coo-buh See-muh
Luca Virgilio	Luca Vir-jil-leo
Kassoum Yakwe	Kah-soom Yock-why

PLAYERS RETURNING (3)

No.	Name	Cl.	Pos.	Ht.	Wt.
1	Amar Alibegovic	So.	F	6-9	235
10	Felix Balamou	Sr.	G	6-4	205
2	Christian Jones	R-Jr.	F	6-7	230

PLAYERS LOST (14)

No.	Name	Cl.	Pos.	Ht.	Wt.
0	Jamal Branch	Sr.	G	6-3	170
31	Adonis De La Rosa	Fr.	C	7-0	320
34	Joey De La Rosa	Sr.	C	6-11	250
1	Phil Greene IV	Sr.	G	6-2	190
25	Samuel Harris IV	Fr.	G	6-0	175
11	D'Angelo Harrison	Sr.	G	6-4	200
22	Jay Henderson	Fr.	G	6-5	180
23	Rysheed Jordan	So.	G	6-4	195
5	David Lipscomb	R-So.	G	6-2	180
35	Khadim Ndiaye	Sr.	F	6-6	200
33	Olisa Nwachie	Fr.	F	6-7	225
12	Chris Obekpa	Jr.	F/C	6-10	235
15	Sir'Dominic Pointer	Sr.	G/F	6-6	190
2	Myles Stewart	Fr.	G	6-5	180

NEWCOMERS (10)

No.	Name	Cl.	Pos.	Ht.	Wt.
0	Malik Ellison	Fr.	G	6-6	205
12	Elijah Holifield	Fr.	G	6-2	180
5	Durand Johnson	Gr.	G/F	6-6	210
3	Marcus LoVett	Fr.	G	6-0	180
4	Federico Mussini	Fr.	G	6-1	160
24	Ron Mvouika	Gr.	G/F	6-6	210
11	Tariq Owens*	So.	F	6-10	190
35	Yankuba Sima	Fr.	C	6-11	215
45	Darien Williams	Jr.	F	6-8	225
14	Kassoum Yakwe	Fr.	F	6-7	205

RED STORM BY CLASS

FRESHMEN (6)

No.	Name	Cl.	Pos.	Ht.	Wt.
0	Malik Ellison	Fr.	G	6-6	205
12	Elijah Holifield	Fr.	G	6-2	180
3	Marcus LoVett	Fr.	G	6-0	180
4	Federico Mussini	Fr.	G	6-1	160
35	Yankuba Sima	Fr.	C	6-11	215
14	Kassoum Yakwe	Fr.	F	6-7	205

SOPHOMORES (2)

No.	Name	Cl.	Pos.	Ht.	Wt.
1	Amar Alibegovic	So.	F	6-9	235
11	Tariq Owens*	So.	F	6-10	190

JUNIORS (2)

No.	Name	Cl.	Pos.	Ht.	Wt.
2	Christian Jones	R-Jr.	F	6-7	230
45	Darien Williams	Jr.	F	6-8	225

SENIORS (1)

No.	Name	Cl.	Pos.	Ht.	Wt.
10	Felix Balamou	Sr.	G	6-4	205

GRADUATE STUDENTS (2)

No.	Name	Cl.	Pos.	Ht.	Wt.
5	Durand Johnson	Gr.	G/F	6-6	210
24	Ron Mvouika	Gr.	G/F	6-6	210

RED STORM BY STATE/COUNTRY

California

45	Darien Williams	Jr.	San Francisco, Calif.
----	-----------------	-----	-----------------------

France

24	Ron Mvouika	Gr.	Paris, France
----	-------------	-----	---------------

Georgia

12	Elijah Holifield	Fr.	Atlanta, Ga.
----	------------------	-----	--------------

Guinea

10	Felix Balamou	Sr.	Conakry, Guinea
----	---------------	-----	-----------------

Indiana

3	Marcus LoVett	Fr.	Fort Wayne, Ind.
---	---------------	-----	------------------

Italy

1	Amar Alibegovic	So.	Rome, Italy
4	Federico Mussini	Fr.	Reggio Emilia, Italy

Mali

14	Kassoum Yakwe	Fr.	Bamako, Mali
----	---------------	-----	--------------

Maryland

5	Durand Johnson	Gr.	Baltimore, Md.
11	Tariq Owens*	So.	Odenton, Md.

New Jersey

0	Malik Ellison	Fr.	Voorhees, N.J.
---	---------------	-----	----------------

Spain

35	Yankuba Sima	Fr.	Girona, Spain
----	--------------	-----	---------------

Texas

2	Christian Jones	R-Jr.	Arlington, Texas
---	-----------------	-------	------------------

*Will redshirt 2015-16 season per NCAA transfer requirements

ST. JOHN'S COACHING STAFF



Chris Mullin

Head Coach
First Season at St. John's

Thirty years after leading St. John's to the highest point in program history with an appearance in the 1985 Final Four, Naismith Memorial Basketball Hall of Famer Chris Mullin

enters his first season as head men's basketball coach at his alma mater. A longtime NBA star and front office executive, Mullin is the 20th head coach in the University's storied 107-year men's basketball history.

With nearly a decade of NBA front office experience, Mullin spent the last two seasons working for the Sacramento Kings organization as a senior advisor, providing guidance to the owner and general manager regarding player transactions and supervising the organization's college and overseas scouting program. Mullin previously served five years as the Executive Vice President of Basketball Operations for the Golden State Warriors.

One of the great collegiate and NBA players of all time, Mullin was inducted into both the Naismith Memorial Basketball Hall of Fame and National Collegiate Basketball Hall of Fame in 2011. A two-time gold medalist who ranks seventh all-time on the USA Basketball Olympic scoring list, Mullin was first enshrined in Springfield in 2010 as a member of the 1992 United States Olympic team, also known as the original "Dream Team." He was the ninth individual affiliated with St. John's basketball program to be inducted into the national hall.

The most-decorated player in program history, Mullin is St. John's all-time scoring leader with 2,440 career points,

starting at the University from 1981-85 under Hall of Fame Head Coach Lou Carnesecca. Mullin gave New York a four-year period to rival any other, leading St. John's to four-straight NCAA Tournaments.

He was a two-time All American who also garnered consensus First Team All-America honors as a senior.

Mullin is the only player in conference history to be named BIG EAST Player of the Year three times (1983-85). He is also just one of three players to win the Haggerty Award three times, an honor bestowed upon the best collegiate player in New York City. A member of the 1984 United States Olympic team, Mullin took home his first gold at the 1984 Games in Los Angeles.

In his final season at St. John's, Mullin averaged 19.8 points to lead the program to its second Final Four and its first No. 1 ranking since 1951. Mullin received the John R. Wooden Award at the conclusion of the 1984-85 campaign as the nation's top player. He was also named the Player of the Year by both United Press International and the U.S. Basketball Writers Association.

Mullin not only was the first St. John's player to reach 2,000 points, but he set career records for steals, field goals, and was top five in assists. He still holds St. John's career free-throw percentage and free-throws made records (84.7 pct, 682-of-805), and

ranks in the top 10 in program history for 17 different statistical categories.

St. John's conferred Legacy Honors upon Mullin in 2005, permanently enshrining his No. 20 above Carnesecca Arena and at Madison Square Garden during St. John's home games. Mullin was inducted into the St. John's Athletics Hall of Fame as a member of the Class of 2015.





THE CHRIS MULLIN FILE

Collegiate Career

1981-1985 St. John's University

NBA Career as a Player

1985-1997 Golden State Warriors

1997-2000 Indiana Pacers

2000-2001 Golden State Warriors

NBA Career as an Executive

2002-2004 Golden State Warriors, Special Assistant for Basketball Operations

2004-2009 Golden State Warriors, Executive Vice

President of Basketball Operations

2013-2015 Sacramento Kings, Advisor

Broadcasting Career

2010-2013 ESPN, NBA Analyst

Personal

Education: St. John's University (1998), B.S. in management from College of Business Administration

Date of Birth: July 30, 1963 in Brooklyn, N.Y.

Family: Wife – Liz Mullin, Children – Sean, Christopher, Liam, Kiera

Selected by the Golden State Warriors with the seventh-overall pick in the 1985 NBA Draft, Mullin spent 13 years of his 16-season NBA career with the organization. He became the sixth player in franchise history to have his jersey number retired with his No. 17 hoisted to the rafters of Golden State's Oracle Arena on March 19, 2012.

Mullin scored 17,911 points over his career playing for the Golden State

Warriors (1985-97, 2000-01) and Indiana Pacers (1997-2000). Mullin guided Golden State to five playoff appearances, and is joined by fellow Hall of Famer Wilt Chamberlain as the only two Warriors to average 25.0 points per game in five-straight seasons (1988-93).

Mullin was a five-time NBA All-Star for the Warriors (1989-93) and garnered All-NBA honors four times,

including a selection to the All-NBA First Team in 1992. He averaged 18.2 points per game throughout his career while shooting 50.9 percent from the field and 86.5 percent from the free-throw line. Mullin still holds several Warriors franchise records including games played (807) and steals (1,360), and is fourth on the team's career scoring list.

WHAT THEY ARE SAYING



Conrado "Bobby" Gempesaw, Ph.D., *President, St. John's University*

"We are very pleased to welcome back Chris Mullin to St. John's. I know that Chris will be an inspiring coach for our basketball players and a great ambassador for St. John's University. His passion for the game and love for the University is a winning combination that will strengthen our basketball program, and support our efforts to ensure student success in academics and athletics."




Mitch Richmond, *2014 Naismith Hall of Fame Inductee*

"I know Chris will be a great head coach because he was always a coach on the floor when he was a player. Mully was a quiet leader who always led by example and made his teammates better. His work ethic is contagious and his basketball IQ is off the charts. Chris has great passion and enthusiasm for the game and has been a positive influence to so many people throughout his career. He will be a tremendous mentor to his players here at St. John's."



Larry Bird, *1998 Naismith Hall of Fame Inductee*

"Chris is a basketball lifer. Players will respect him because he's honest, hard-working and there are no hidden agendas. Mully has every tool to be a great coach and I fully expect him to be just that."



Mike Krzyzewski, *2001 Naismith Hall of Fame Inductee*

"Chris is a natural. When I saw him in high school, he had an amazing feel for the game. He's the one player that we missed out at Duke that I would have loved to have coached. Thank goodness I got an opportunity with The Dream Team in '92 to be on his team. [He is] one of the really good basketball minds and good people in the game. He'll be so good for St. John's, but even more importantly, he'll be so good for the collegiate game. You're talking about one of the greatest players in the history of college basketball and obviously a Hall of Fame basketball player, but also a hall of fame guy."



Tim Hardaway, *Five-Time NBA All-Star & Olympic Gold Medalist*

"Chris brings vast basketball knowledge, a high IQ of the game, and of course his work ethic. As a player, he had unbelievable skills but he worked to get better each and every day. He will help his players understand what it takes to be a good basketball player and how to win. Chris is a winner. He knows how to prepare for games and how to win big games. It is going to be terrific seeing him coach at St. John's."



Pete D'Alessandro, *Senior Vice President of Business and Team Operations of the Denver Nuggets*

"Having scouted basketball gyms throughout the world with Chris Mullin, I personally witnessed his far-reaching influence on the international basketball community. Yet, through it all, Chris has remained steadfastly loyal to his New York roots. There is simply no better person to lead New York's team back to the proud tradition created by Joe Lapchick and continued by Lou Carnesecca. Chris Mullin, New York's own, is now Coach Mullin."



Bill Wennington, *Mullin's teammate from 1981-85 and a three-time NBA Champion*

"Chris is a mega-figure in the New York area, especially at St. John's. For him, it's a great opportunity. It's a chance for him to go back home where he's very familiar with the landscape and understands the vibe of New York City. To have Chris, the player that he was, come back is definitely going to pump up the atmosphere of the program. I'm really excited for him and St. John's."



Jack Kaiser, *St. John's Athletic Director Emeritus*

"I am delighted with the hiring of Chris as our men's basketball coach. As an individual, he embodies all that we admire and love. We have great faith in his basketball coaching abilities and we welcome him back home to St. John's."

Following his NBA playing career, Mullin worked in the Warriors' front office from 2002-09 and was named Executive Vice President of Basketball Operations on April 22, 2004. In this role, Mullin oversaw day-to-day operations, including college and international scouting, salary cap management and preparations for the NBA Draft. Mullin served as an NBA analyst for ESPN and ESPN radio for three years before joining

the Sacramento Kings' front office on September 5, 2013 as Advisor to the Chairman.

One of New York City's greatest players, Mullin is among the most recognizable figures in the history of Big Apple basketball. The lefty from Brooklyn began his high school career at Power Memorial before starring at Xavierian for his final two years. Mullin led Xavierian on a run to a New York State Championship in 1981 and

was named New York State's "Mr. Basketball" and a McDonald's All American that same year.

Born and raised in the Flatlands section of Brooklyn, Mullin and his wife, Liz, who is an alumna of St. John's, have four children, Sean, Christopher, Liam and Kiera.

ABOUT CHRIS MULLIN



Lou Carnesecca, 1992 Naismith Hall of Fame Inductee

"It's great to have Chris back at St. John's! The entire St. John's family is rejuvenated as well as the New York basketball community. We wish Chris BUONA FORTUNA."



Nate "Tiny" Archibald, 1991 Naismith Hall of Fame Inductee

"He went to St. John's to play for [Lou Carnesecca], and from there he became one of the greatest people, not just a player, one of the greatest people I've ever met."



Donnie Walsh, Former President of Basketball Operations for the Indiana Pacers & New York Knicks

"St. John's University and Chris Mullin is the perfect marriage. There can't be anyone who symbolizes St. John's University better than Chris Mullin and there can be no better place for him to start his coaching career. This is a great match, a once-in-a-lifetime happening."



Gregg Popovich, Head Coach/President of San Antonio Spurs Basketball

"Chris Mullin has always been one of my favorite players both on and off the court. His love and understanding of the game is unequalled."



Bill Raftery, FOX Sports Lead College Basketball Analyst & Former BIG EAST Head Coach

"Chris is as comfortable in his coaching gear as he was in his playing gear and just as competent. This is no surprise to me given his exposure to so many of the great coaches. From Looie to Chuck Daly, there have been so many influences on his coaching system. He is perfectly at home in the gym and New Yorkers love having him back at home."



Gary St. Jean, Former General Manager/Head Coach of the Golden State Warriors & Head Coach of the Sacramento Kings

"In the 38 years I have been involved with the NBA, Chris is one of the greatest guys I have been around in the game. Obviously, he is a Hall of Famer, a fabulous player and one of the best shooters I was ever with."

"It's the person, it's Mully, he made it special and made our team a family because he welcomed everyone with open arms. That's what he is all about. I can feel it already with his players at St. John's, watching him interact with them and teach. It's great to see him out there doing something that he is going to be great at and something he loves."



Felipe Lopez, Fourth-leading scorer in school history (1,927) and 1998 Haggerty Award Winner

"We're all excited because we know what Chris is going to bring. He helped me get where I am today just by the example that he set. [Chris] laid a platform for so many St. John's players to make it to the top."



Ron Rutledge, Assistant Coach to Lou Carnesecca

"You always can come back home and to have one of the favorite sons come back, it gives us that good old feeling that one of ours is here to lead us, take us forward. Chris has a Ph.D. in basketball. You're not going to outwork him and he's got the love for the game, the love for this University and the love for this city, and he's going to make us all proud."

IN THE COMMUNITY

Mullin is involved in extensive charity, fundraising and public speaking events throughout the year, particularly in the offseason. Since Mullin's return to the greater New York City area, the local legend has participated in numerous charitable and community initiatives, including the Inner-City Scholarship Fund for the Archdiocese of New York, BTIG's Commissions For Charity Day benefiting St. John's Bread and Life Soup Kitchen, "True Blue" Charity Softball Game benefitting the Silver Shield Foundation and NYC PBA Widows' and Children's Fund, and the Steve Nash Foundation's Showdown NY dedicated to assisting underserved children in their health, personal development, education and enjoyment of life. Mullin along with members

of the men's and women's basketball teams were part of the annual University Service Day "Dribble for the Cure" event, which set a record raising over \$100,000 for the Pediatric Cancer Research Foundation (PCRF). Mullin also received the John V. Mara Sportsman of the Year Award at the Catholic Youth Organization (CYO) Club of Champions Tribute, an honor presented to an individual who has exhibited exceptional sportsmanship throughout their career. He joined the likes of Arthur Ashe, Jr., Joe Torre, Tom Seaver, Julius Erving, Yogi Berra, Eli Manning and fellow St. John's alumnus John Franco to receive the prestigious award.



Mullin and Larry Johnson were joined by Dr. Mitchell Cairo and several pediatric cancer survivors for St. John's record-setting Dribble For The Cure

Mullin joined two-time NBA MVP Steve Nash for Showdown NY in support of the Steve Nash Foundation benefiting underserved children.



Mullin accepts the John V. Mara Sportsman of the Year Award from John K. Mara, President and Chief Executive Officer of the New York Football Giants at the 79th annual Catholic Youth Organization (CYO) Club of Champions Tribute.



Mullin took his talents to Yankee Stadium for the "True Blue" Charity Softball Game benefitting the Silver Shield Foundation, NYC PBA Widows' and Children's Fund, and families of fallen NYPD officers.



Mullin joins His Eminence, Timothy Cardinal Dolan to support the Inner-City Scholarship Fund for the Archdiocese of New York.



Mullin, Barry Rohrsten and His Eminence, Timothy Cardinal Dolan at the Catholic Youth Organization (CYO) Club of Champions Tribute



Mullin participated in Commissions for Charity Day hosted by BTIG raising money to support St. John's Bread and Life Soup Kitchen in Bedford-Stuyvesant section of Brooklyn.

CHRIS MULLIN

An Abridged History

- 20th Head Coach in St. John's Basketball history
- Twice inducted into the Naismith Memorial Basketball Hall of Fame (2011- Individual; 2010- Member of the 1992 "Dream Team")
- The first head coach in program history to have played under Lou Carnesecca
- One of just seven Hall of Famers actively coaching at the NCAA Men's Division I level
(Jim Boeheim, Larry Brown, John Calipari, Mike Krzyzewski, Rick Pitino and Roy Williams)
- The only current Hall of Fame Division I coach to be inducted as a player

NBA CAREER

Player

Golden State Warriors (1985-1997, 2000-2001)

Indiana Pacers (1997-2000)

- Five-time NBA All-Star (1989-93) and four-time All-NBA selection (1992 First Team, 1989 and 1991 Second Team, 1990 Third Team)
- Ranks 71st on all-time NBA scoring list (17,911) and had a career .509 field goal percentage
- Finished in the top-five in the league in points on three occasions (1988-89: 4th; 1990-91: 4th; 1991-92: 3rd)
- Ranked in the top-three in three-point field goal percentage three times (1992-93: 2nd; 1997-98: 3rd; 1998-99: 2nd)
- Averaged 25-plus points per game for five-consecutive seasons from 1988-1993, one of just two players in Golden State history to accomplish the feat, joining Wilt Chamberlain

Executive

Golden State Warriors (2002-09)

Sacramento Kings (2013-2015)



- Guided the Warriors to their first winning season in over a decade as the Executive Vice President of Basketball Operations in 2006-07, the first of two-straight.
- Orchestrated a Warriors squad that became only the third eighth seed in NBA history to upset a one seed, as Golden State downed Dallas in the First Round of the 2007 NBA Playoffs

OLYMPIC CAREER

- One of only 15 American players to have won two gold medals in Olympic competition (1984, 1992)
- Ranks seventh all-time on the USA Basketball Olympic Scoring list (196).

CAREER AT ST. JOHN'S

- 1985 College Basketball Player of the Year (John R. Wooden Award, UPI Award, U.S. Basketball Writer's Award)
- Three-time Big East Conference Player of the Year (only player in BIG EAST history)
- Two-time Associated Press All-American (1984-85: First Team; 1983-84: Second Team)
- Leading scorer in 1985 NCAA Tournament
- One of only three players in New York City basketball history to win the Haggerty Award three times

HIGH SCHOOL CAREER

- 1981 McDonald's High School All-American and New York's 'Mr. Basketball'
- Won New York State Championship as a senior (Xaverian 1981)
- Started his high school career at the legendary Power Memorial



CHRIS MULLIN'S YEAR-BY-YEAR ST. JOHN'S RECORD AS A PLAYER

Year	Overall Record	BIG EAST Record	Finish	BIG EAST Tournament	Postseason
1981-82	21-9	10-5	3rd	Semifinals	NCAA Second Round
1982-83	28-5	12-4	1st	Champions	NCAA Regional Semifinals
1983-84	18-12	8-8	T-4th	Semifinals	NCAA First Round
1984-85	31-4	15-1	1st	Runner-up	NCAA Final Four
Totals	98-30	45-18			



Barry Rohrssen

Associate Head Coach
First Season at St. John's



Veteran Division I coach Barry Rohrssen is in his first season as associate head coach of the St. John's men's basketball team. Rohrssen brings more than 20 years of coaching experience to the program, including five seasons as a head coach at Manhattan College from 2006-2011.

The Brooklyn native is coming off a historic run in the 2014-15 season at the University of Kentucky. Rohrssen served as an assistant on Hall of Fame Coach John Calipari's staff, and helped lead the Wildcats to a 38-1 record and the program's second-straight Final Four appearance.

Prior to his time at Kentucky, Rohrssen served his second stint as an assistant coach at the University of Pittsburgh for the 2013-14 season when he helped lead the Panthers to a 26-10 record and NCAA Tournament berth. Before returning to Pitt, Rohrssen worked for the Portland Trail Blazers organization in 2012-13 assisting their NBA Development League team.

On April 25, 2006, Rohrssen was named the 22nd head men's basketball coach at Manhattan College. He arrived back in his native New York after spending seven seasons as an assistant at Pittsburgh. Rohrssen mentored seven all-conference players and seven 1,000-point scorers at Manhattan, including two of the top-eight scorers in program history.

Three of his recruits led Manhattan to the 2014 Metro Atlantic Athletic Conference championship. The senior trio accounted for more than 50 percent of the team's scoring en route to the program's first NCAA Tournament berth in a decade. Rohrssen also improved academic progress ratings at Manhattan as he graduated every player that stayed for four years and dramatically elevated the school's basketball NCAA Academic Progress Rate.

Rohrssen played a vital role in Pittsburgh's rise to prominence from 1999-2006 as an original member of Ben Howland's staff. During a five-year period, he helped guide Pitt to a 133-33 overall record (.801 winning percentage), a 59-21 BIG EAST regular season record (.738 winning percentage), four BIG EAST Championships (three regular season), three NCAA Sweet 16 berths and five-consecutive NCAA Tournament appearances. In addition, Pitt won its first-ever BIG EAST Tournament title in 2003. At Pitt, he served in three different capacities including the associate head coach under Jamie Dixon from 2004-06, assistant coach (2001-04) and director of operations (1999-2001).

Prior to his first stint at Pitt, Rohrssen served as the director of operations at the University of Nevada-Las Vegas from 1995-99 under head coach Bill Bayno. During Rohrssen's time at UNLV, the program experienced a resurgence as the Runnin' Rebels captured the 1998 Western Athletic Conference Tournament championship and advanced to postseason play in three of his four years. Rohrssen's duties included serving as a liaison to the athletic administration and other school officials, coordinating student-athletes' games, practice and daily schedules as well as serving as UNLV's director of summer basketball camps.

He also worked as an assistant coach at his alma mater, St. Francis Brooklyn from 1993-95 under head coach Ron Ganulin. He was responsible for organizing the film exchange program to scout upcoming opponents, overseeing the strength and conditioning program and monitoring the student-athletes' academic performance. Rohrssen played for the Terriers from 1981-83 and graduated with a Bachelor of Science degree in business management in 1983.

Rohrssen also has extensive international coaching experience. In both 1991 and 1992, Rohrssen represented the United States at the World International Championships in both Poland and England, respectively. He also co-coached an American All-Star team in 1998 that finished 5-0 in Tahiti. In 2000, he served as an assistant coach with a USA Junior Team that competed at an international tournament in Leon, Spain. Later that summer, Rohrssen helped lead a New York City squad to a gold medal title at the 2000 Empire State Games.

Rohrssen has supported a variety of charitable efforts, including the V Foundation for cancer research. During the summer of 2008, he traveled to Iraq and Kuwait with a select group of NCAA basketball coaches to visit American troops as part of a goodwill program "Operation Hardwood V," sponsored by the USO and Armed Forces Entertainment. In 2009, Rohrssen was asked to take part in "Operation Hoop Talk" in Afghanistan. Both tours began with visits in the nation's capital to meet with wounded soldiers.

Rohrssen played in the Catholic High School Athletic Association at Xaverian High School in Brooklyn and is a member of the school's Distinguished Alumni Hall of Fame.

THE BARRY ROHRSSSEN FILE

Coaching Experience

1993-1995	St. Francis Brooklyn, Assistant Coach
1995-1999	University of Nevada-Las Vegas, Director of Operations
1999-2001	University of Pittsburgh, Director of Operations
2001-2004	University of Pittsburgh, Assistant Coach
2004-2006	University of Pittsburgh, Associate Head Coach
2006-2011	Manhattan College, Head Coach
2012-2013	Portland Trail Blazers, NBA Development League Assistant Coach
2013-2014	University of Pittsburgh, Assistant Coach
2014-2015	University of Kentucky, Assistant Coach
2015-present	St. John's University, Associate Head Coach

Playing Experience

St. Francis Brooklyn (1981-83)

Personal

Education: St. Francis Brooklyn (1983), B.S. in business management

Date of Birth: June 24, 1960 in Brooklyn, N.Y.

Family: Fiancé – Kerry Parker





Matt Abdelmassih

Assistant Coach
First Season at St. John's



One of the top young recruiters in the country, St. John's alumnus and former Red Storm men's basketball student manager Matt Abdelmassih is in his first season as an assistant coach at his alma mater.

Abdelmassih returns to St. John's after five seasons with Iowa State, where he spent the past four seasons as an assistant to head coach Fred Hoiberg and helped guide the Cyclones to four-straight NCAA Tournament appearances.

An assistant director of operations for Iowa State in 2010-11, Abdelmassih was promoted to assistant coach in April of 2011. In his four seasons as an assistant coach, Iowa State amassed a 99-40 (.712) record, won back-to-back Big 12 Tournament titles (2014-15), made four-straight trips to the "Big Dance" (2012-15) and reached one NCAA Tournament Sweet 16 (2014).

Abdelmassih was instrumental in making Iowa State one of the primary destinations for some of the top transfers in the country, including DeAndre Kane and Royce White.

Recruited by Abdelmassih, Kane helped lead a 2013-14 squad that advanced to just the fourth Sweet 16 in program history and finished with a 28-8 mark that included a school-record nine wins against ranked teams. Kane earned All-America, first team All-Big 12 and Big 12 Newcomer of the Year accolades. He was also named the Most Outstanding Player at the Big 12 Tournament.

Another Abdelmassih recruit, White was the only Division I player to lead his team in scoring, rebounding, assists, blocks and steals in 2011-12. White earned All-America honors, was a unanimous first team All-Big 12 choice and was the 16th overall selection in the 2012 NBA Draft.

Iowa State made the NCAA Tournament for the first time since 2005 during Abdelmassih's first season as an assistant. The Cyclones also appeared in the Associated Press' top-25 poll for the first time since 2005 and defeated two top-10 teams (Kansas and Baylor).

Prior to his time at Iowa State, Abdelmassih worked for the Minnesota Timberwolves. Abdelmassih joined the Timberwolves staff in 2008 as a basketball operations intern and worked directly with the coaching staff. Abdelmassih then moved to the front office in 2009-10 with a promotion to basketball operations assistant, a role in which he handled salary cap issues, draft preparation, scouting and free agent analysis.

Abdelmassih was a student manager for the St. John's men's basketball team from 2004-07. During his tenure with the Red Storm, Abdelmassih assisted the director of basketball operations with travel, video and camp responsibilities.

A 2007 graduate of St. John's, Abdelmassih earned a bachelor's degree in sports management.

THE MATT ABDELMASSIH FILE

Coaching Experience

2010-2011	Iowa State University, Assistant Director of Operations
2011-2015	Iowa State University, Assistant Coach
2015-present	St. John's University, Assistant Coach

NBA Experience

2008-2009	Minnesota Timberwolves, Basketball Operations Intern
2009-2010	Minnesota Timberwolves, Basketball Operations Assistant

Personal

Education: St. John's University (2007), B.S. in sports management

Date of Birth: February 19, 1985 in Brooklyn, N.Y.

Family: Wife – Kelly Abdelmassih





Greg St. Jean

Assistant Coach
First Season at St. John's



Greg St. Jean is in his first season as an assistant coach on the St. John's men's basketball staff. He brings a dynamic player development skill set combined with an NBA background to the program.

St. Jean spent the last two years working for the Sacramento Kings, most recently serving as the assistant player development coach during the 2014-2015 season. In this role, he helped manage the on-court training of Kings players, which included working with 2015 All-NBA Second Team selection and NBA All-Star DeMarcus Cousins, through implementing video and skill development sessions. St. Jean also generated extensive personnel reports and statistical analysis that were instrumental in the scouting process.

A member of the 2014 Sacramento Kings Summer League coaching staff, St. Jean helped guide the team to a 6-1 record en route to a league championship, and mentored NBA lottery picks Ben McLemore and Nik Stauskas. He was elevated to an analytics and player development position prior to the 2014-15 season and worked with Rudy Gay, a former All-BIG EAST First Team honoree and Second Team All-American, as well as current Boston Celtics point guard Isaiah Thomas.

The San Francisco Bay Area native joined the Kings organization prior to the 2013-14 campaign as a member of the video operations department. St. Jean was responsible for film break down of the team's individual workouts, practices, games, and upcoming opponents. He assisted with all on-court activities and managed intercollegiate and international video analysis for the NBA Draft and free agency.

St. Jean spent two summers with the Brooklyn Nets where he assisted with the NBA Draft combine, free agent minicamp, summer league practices, and player development workouts. He was a member of the Nets coaching staff for the NBA Summer League in Orlando. He was responsible for managing in-game statistics, film preparation, scouting, and all on-court activities.

A three-year team captain at Wesleyan University, St. Jean ranked in the top-10 of NCAA Division III in free-throw shooting percentage (89.3) as a freshman. He helped lead the Cardinals to the program's single-season wins record in 2011-12 and was a member of Wesleyan's Student Athlete Advisory Committee (SAAC). His father, Garry St. Jean, coached 17 years in the NBA and was the Golden State Warriors general manager from 1998-2004.

THE GREG ST. JEAN FILE

Collegiate Coaching Experience

2015-present St. John's University, Assistant Coach

NBA Experience

2012 & 2013 Brooklyn Nets, Basketball Operations
Summer Intern/Summer League Coach
2013-2014 Sacramento Kings, Video Operations Assistant
2014-2015 Sacramento Kings, Assistant Player Development Coach

Personal

Education: Wesleyan University (2013), B.S. in economics
Date of Birth: December 31, 1989 in Alameda, Calif.
Family: Parents – Garry and M.J. St. Jean, Sister – Emily





Mitch Richmond

**Special Assistant
First Season at St. John's**

Naismith Memorial Basketball Hall of Famer, six-time NBA All-Star and five-time All-NBA selection Mitch Richmond is in his first season as a special assistant with the St. John's men's basketball program.

One of the premier shooting guards in NBA history, Richmond will immediately enhance the program by assisting the staff with team activities, planning practice and analyzing film. He will also be involved in developing strategy as well as serving as an ambassador for the program at University functions and community events.

Richmond was enshrined in the Naismith Memorial Basketball Hall of Fame in 2014 after playing 14 years in the NBA with the Golden State Warriors, Sacramento Kings, Washington Wizards and Los Angeles Lakers. He was a member of the Lakers 2002 NBA Championship team. Richmond scored 20,497 points in his NBA career and had his No. 2 jersey retired by the Kings after playing seven seasons with the organization.

A two-time Olympian, Richmond won a gold medal with the United States Olympic Team (Dream Team III) at the 1996 Summer Games in Atlanta and a bronze medal in the 1988 Olympics in Seoul.

Following his Hall of Fame playing career, Richmond spent six years working in the Golden State Warriors front office. He rejoined the organization in 2004 as a Special Assistant, serving in the role for three seasons before being promoted to the Director of Player Personnel from 2007-2009. For the past two years (2013-2015), Richmond worked with the Sacramento Kings organization as Special Assistant to the General Manager.

The Kansas State alumnus was selected with the fifth overall pick in the 1988 NBA Draft by the Warriors. He joined forces with Mullin and Tim Hardaway to form "Run TMC", the highest scoring trio in the NBA. Richmond was named the NBA's Rookie of the Year after averaging 22.0 points per game his first season in the league.

Richmond went on to average 21.0 or more points in each of his first 10 professional seasons becoming one of just 10 players in NBA history to do so, joining the likes of Kareem Abdul-Jabbar, Michael Jordan, Shaquille O'Neal and Oscar Robertson.

Over his NBA career, Richmond appeared in 976 games and averaged 21.0 points on 45.5 percent shooting, including 39.0 percent from 3-point range. He also recorded 3,801 rebounds, 3,398 assists and 1,211 steals in the league. Richmond was named to the NBA All-Star team each season from 1993-98 and garnered All-Star Game Most Valuable Player honors in 1995 in Phoenix.

Richmond's No. 23 was retired by Kansas State honoring a remarkable two-year career under head coach Lon Kruger. The Wildcats' back-to-back trips to the NCAA Tournament were fueled by Richmond's program-record 1,327 points over a two-year career. He garnered consensus All-America honors after leading the Wildcats to the 1988 NCAA Tournament Midwest Regional Final.

As a senior, Richmond led Kansas State's run to the Elite Eight and broke the single-season scoring record with 786 points. The Wildcats matched that team program-record with 25 victories, while also finishing second in the Big Eight Conference. He averaged 22.6 points and shot 51.4 percent to go with 6.3 rebounds and 3.7 assists during the historic 1987-88 campaign.

The Fort Lauderdale, Fla., native made an immediate impact at Kansas State in 1986-87 after transferring from Moberly Community College (Mo.) where he played for head coach Dana Altman. Richmond helped guide the Wildcats to their first NCAA Tournament appearance in five years, averaging 18.6 points, 5.7 rebounds and 2.7 assists.

Richmond still ranks in the top-10 for 21 single-game, season and career records at Kansas State. He was inducted into the Kansas State Sports Hall of Fame in 1998, and was honored in 2003 as a member of the Kansas State All-Century Basketball Team.

THE MITCH RICHMOND FILE

Collegiate Career

1984-1986 Moberly Community College (Mo.)
1986-1988 Kansas State University

NBA Career as a Player

1988-1991 Golden State Warriors
1991-1998 Sacramento Kings
1998-2002 Washington Wizards
2001-2002 Los Angeles Lakers (NBA Champion)

NBA Career as an Executive

2004-2007 Golden State Warriors,
Special Assistant for Basketball Operations
2007-2009 Golden State Warriors, Director of Player Personnel
2013-2015 Sacramento Kings,
Special Assistant to the General Manager

NBA Career Honors

- Inducted into the Naismith Memorial Basketball Hall of Fame in 2014
- Two-time Olympian, winning gold medal with United States Olympic Team (Dream Team III) in 1996 and bronze medal in 1988
- 1989 NBA Rookie of the Year
- 1989 NBA All-Rookie First Team
- Six-time NBA All-Star (1993-1998)
- 1995 NBA All-Star Game Most Valuable Player
- Three-time All-NBA Second Team (1994, 1995, 1997)
- Two-time All-NBA Third Team (1996, 1998)
- 2002 NBA Champion
- No. 2 retired by Sacramento Kings on Dec. 5, 2003

Collegiate Career Honors

- Inducted into the Kansas State Sports Hall of Fame in 1998
- Member of Kansas State's All-Century Basketball Team announced on March 1, 2003
- No. 23 retired by Kansas State on Feb. 28, 2009
- 1988 Consensus Second Team All-American
- 1988 All-Big Eight First Team
- 1988 National Association of Basketball Coaches (NABC) First Team All-District
- 1987 All-Big Eight Second Team
- 1987 United Press International (UPI) All-Junior College Team
- Inducted into the National Junior College Athletic Association (NJCAA) Hall of Fame in 1994
- 1986 National Junior College Athletic Association (NJCAA) First Team All-American

Personal

Education: Kansas State (1988), B.S. in social science

Date of Birth: June 30, 1965 in Fort Lauderdale, Fla.

Family: Wife – Juli Richmond, Children – Phillip, Jerin, Shane, Tearra





Dan Matic

Director of Basketball Operations
First Season at St. John's



In his first season as director of basketball operations for the St. John's men's basketball program, Dan Matic brings a variety of experience from the NCAA Division I, Amateur Athletic Union (AAU), junior college and international levels.

Matic provides day-to-day administrative support within the men's basketball program. His responsibilities include coordinating travel, managing game day operations, maintaining the team's calendar, and serving as the program liaison for athletic administrative areas along with community service. Matic will also assist in coordinating on-campus recruiting activities.

The Brooklyn native spent the last two years as an assistant coach and recruiting coordinator at the University of South Alabama on Matthew Graves' staff. In each of his two seasons (2013-14 and 2014-15), Matic helped assemble a recruiting class that was the highest rated in the Sun Belt Conference and ranked in the top-80 nationally. The Jaguars signed 15 players during his two seasons in Mobile, Ala.

Prior to South Alabama, Matic was an assistant coach and the recruiting coordinator at Eastern Illinois for the 2012-13 campaign. The Panthers qualified for the Ohio Valley Conference Tournament for the first time in three years, while one of his recruits, Alex Austin, led all OVC freshmen in scoring.

Matic began his collegiate coaching career in 2011-12 as an assistant at Olney Central College in Olney, Ill. In his one season at OCC, the Blue Knights won 27 games and captured the Great Rivers Athletic Conference championship for the first time in 14 years. Olney earned a second place

finish in the NJCAA Region 24 Tournament, the school's best finish since 1994. Matic also mentored GRAC Player of the Year Trivante Bloodman during his time at Olney.

As a video coordinator for USA Basketball in 2009, Matic accompanied the team to the World University Games in Serbia. Team USA, led by Wisconsin head coach Bo Ryan, took home the bronze medal. Matic moved on to Wisconsin-Milwaukee for two seasons, serving as a graduate assistant and academic mentor under head coach Rob Jeter. The Panthers won the Horizon League regular-season championship and participated in the National Invitation Tournament (NIT).

Matic launched his coaching career in 2001 with the AAU program Team Takeover in New York City. He spent six years as the head coach, leading the team to a sixth place finish at AAU nationals in 2005. The program produced 16 NCAA Division I players during his tenure, including future NBA players Devin Ebanks and Ed Davis.

Matic lettered four years at Trinity International University and pursued a professional playing career in Spain and Cyprus.

THE DAN MATIC FILE

Coaching Experience

2008-2009	Trinity International University (Ill.), Assistant Coach
2009-2010	Wisconsin-Milwaukee, Graduate Assistant
2010-2011	Wisconsin-Milwaukee, Academics/Operations Coordinator
2011-2012	Olney Central College (Ill.), Assistant Coach
2012-2013	Eastern Illinois, Assistant Coach
2013-2015	South Alabama, Assistant Coach
2015-present	St. John's University, Director of Operations

Playing Experience

Trinity International University (2002-2007)

Personal

Education: Trinity International University (2007), B.S. in business administration, international business

Date of Birth: August 29, 1983 in Brooklyn, N.Y.

Family: Wife - Alysha Matic, Children - Enzo





Luca Virgilio

**Graduate Assistant
Second Season at St. John's**

Luca Virgilio is in his second season serving as a graduate assistant with the St. John's men's basketball program.

Virgilio is pursuing a master's degree in sport management with a concentration in international dimension of sport.

Hailing from Italy, Virgilio earned a bachelor's degree in economics at Università degli Studi di Roma Tre in 2009 and a master's of science in business administration at Tor Vergata School of Economics in 2014.

Virgilio oversees the group of team managers and assists with the preparation of statistical analysis and scouting reports. Virgilio also helps manage the team's schedule, organizes travel, provides administrative support and assists in the coordination of on-campus recruiting activities.

In his first season with the program, Virgilio was part of St. John's run to the 2015 NCAA Tournament. He aided both the assistant to the head coach and director of basketball operations with administrative responsibilities and team operations.

THE LUCA VIRGILIO FILE


Operations Experience

2014-present St. John's University, Graduate Assistant

Personal

Education: Università degli Studi di Roma Tre (2009), B.S. in economics; School of Economics of Tor Vergata (2014), M.B.A.; St. John's University (in progress), M.S. sport management.

Date of Birth: July 31, 1990 in Rome, Italy





Dru Anthrop

**Graduate Assistant
First Season at St. John's**



Following a two-year stint as a film coordinator with the Indiana Pacers organization, Dru Anthrop is in his first season as a graduate assistant with the St. John's men's basketball program.

In his role with the Pacers, Anthrop provided opponent game film breakdown to head coach Frank Vogel and his staff, and researched statistics for scouting reports and team analysis. Anthrop was responsible for creating video edits on NBA Draft prospects and helped manage a database of scouting video for NBA, NCAA and international competition.

On the court, Anthrop assisted in the training and development of the Pacers players and pre-draft workouts. He worked as an assistant coach for the Pacers during the 2015 NBA Summer League in Orlando.

Anthrop, a four-year letterwinner and team captain at Purdue under head coach Matt Painter, was part of three NCAA Tournament teams (2010, 2011, 2012) and won a Big Ten Championship in 2010. The Lafayette, Ind., native graduated with the winningest class in Boilermaker men's basketball history.

A three-time Academic All-Big Ten honoree, Anthrop was one of only six Big Ten players to be named to the National Association of Basketball Coaches (NABC) Honors Court in 2011-12. He also received the Big Ten Sportsmanship Award in 2013, an honor presented to individuals who distinguish themselves through sportsmanship and ethical behavior.

THE DRU ANTHROP FILE

Operations Experience

2015-present St. John's University, Graduate Assistant

NBA Experience

2013-2015 Indiana Pacers, Video Coordinating Intern
2015 Indiana Pacers, Summer League Coach

Playing Experience

Purdue University (2009-2013)

Personal

Education: Purdue University (2013), B.S. in management
Date of Birth: April 14, 1990 in Lafayette, Ind.



Ron Linfonte, A.T.C.

**Assistant Athletics Director for Sports Medicine
35th Season At St. John's**

A constant fixture on the St. John's sidelines since the days of Mullin, Berry and Carnesecca, Ron Linfonte is in his 35th year as the Director of Sports Medicine for St. John's University. Widely recognized as one of the foremost men's basketball trainers in college athletics, he is one of only a handful of trainers nationally to have established such an extensive and successful tenure with any one program.

Linfonte has been a part of the legacy of St. John's basketball extending to the 1981 season. His first men's basketball assignments were with teams coached by legendary mentor Lou Carnesecca, and included in his 21 postseason appearances with St. John's is a trip to the 1985 NCAA Final Four and a pair of NIT Championships. Linfonte was the head trainer for many of the most notable players in St. John's basketball history: David Russell, Chris Mullin, Walter Berry, Mark Jackson, Bill Wennington, Malik Sealy, Felipe Lopez, Lavor Postell and Ron Artest. During his tenure at St. John's, 22 players have been drafted into the NBA and many more have gone on to long careers in first division basketball leagues overseas.

Linfonte is responsible for the medical care for all 17 varsity teams at St. John's, as well as directing the University's NCAA Drug and Education program for its athletes. For 17 years, he was also the athletic trainer for the nationally-ranked baseball team that captured numerous regular season and BIG EAST championships and made four NCAA appearances.

Since 1986, Linfonte has been actively involved with the United States Olympic Committee, serving both as an athletic trainer and administrator. He was selected to the 1992 Barcelona Olympics, the 1991 World University Games in Sheffield, England, and several U.S. Olympic Festivals. In 1993, Linfonte served as a U.S.O.C. site coordinator for the Olympic Festival in San Antonio, Texas. He also

covered the 1998 Goodwill Games as a medical staff evaluator at its New York City and Long Island sites.

Linfonte has worked extensively for USA Basketball since 1990, serving as athletic trainer for the 1990 and 1991 World and Pan Am basketball trials in Colorado Springs, Colo. He traveled with the 1993 U.S. Select Team during its tour of Europe, and was on the sidelines with the 1992 squad that scrimmaged against the famed U.S. "Dream Team."

Linfonte is presently the chairperson of the championship games committee to the BIG EAST Conference Sports Medicine Society. He has served on various NATA, BIG EAST Sports Medicine, College Athletic Trainers Society and New York State Licensure committees during his long career.

He and his wife Suzette, reside in Nesconset, N.Y., and have three children, Erin (30), Ronnie (26) and Kyle (24). Erin is a St. John's graduate from the Class of 2009, while Kyle also graduated from the University in the Class of 2013. Ronnie is a 2011 graduate of Seton Hall University, his father's alma mater.



Michael Compton, C.S.C.S., U.S.A.W.

**Strength & Conditioning Coach
Second Season At St. John's**

Michael Compton is in his second year working with the St. John's University men's basketball program. Compton implemented the strength and conditioning program for the Red Storm's 2014-15 campaign, contributing to the team's on-court successes which featured a trip to the NCAA Tournament.

The Arlington Heights, Ill. native is currently working toward his master's degree in sports management and has previously held internships in strength and conditioning offices at DePaul University and Stanford University. Compton holds a C.S.C.S. from the National Strength & Conditioning Association and a U.S.A.W. Level 1 Weightlifting Certification.

Compton is a graduate of Eastern Illinois University where he earned a bachelor's of science degree in kinesiology with a concentration in exercise science in 2012.





Eric Rienecker

Director of Academic Support Services for Student-Athletes 13th Season At St. John's

Eric Rienecker is in his 13th season with the Red Storm, and his eighth as the Director of Academic Support Services for Student-Athletes. Rienecker is responsible for the overall coordination of St. John's Student Development for Athletes and serves as the primary academic advisor for men's basketball student-athletes.

Along with Associate Vice President for Academic Support Services Dr. Nancy S. Kaplan, Rienecker has been instrumental in the growth of the Student Development program at St. John's, seeing a staff of three advisors blossom into a unit of seven full-time administrators and four graduate assistants. Rienecker and his staff operate out of the state-of-the-art Student-Athlete Center for Excellence (opened August 2007), which features a 54-seat study center, private tutoring areas, a conference room and new office space, all housed in Carnesecca Arena.

With Rienecker's leadership, the Student Development for Athletes program has received national recognition as a best practice from three different organizations. First in 2005, St. John's University was one of five institutions nationally to receive the National Basketball Association's Player Development Service Award. The award sponsored by the NBA recognized programs and individuals who provided innovative educational programming and support services with special focus on assisting men's basketball student-athletes. In 2008, the Student Development for Athletes program was recognized by the National Academic Advising Association (NACADA) as an exemplary practice for its holistic approach to meeting the needs of the student-athlete population. NACADA showcased the Student Development for Athletes program in a Best Practice Monograph entitled Advising Student-Athletes: A collaborative Approach to Success, published in

2008. Finally in 2012, the National Association of Academic Advisors for Athletics (N4A) recognized the Student Development for Athletes Program by presenting Rienecker with the N4A Model Practice Award. The N4A Model Practice Award is given annually to the university or college that displays best practices in academic programming for student-athletes. Programs are judged upon innovativeness and use of creativity, recognition, effectiveness, measurability as well as applicability of the best practice. St. John's received commendation for its Faculty Engagement Program creating ways for faculty members to become more familiar with the student-athlete experience at the University.

Prior to St. John's, Rienecker served as Senior Athletic Academic Advisor at Rutgers University for seven years. During his stint at Rutgers, Rienecker was the primary advisor for football, field hockey, men's basketball, women's soccer, softball and women's lacrosse. As Senior Athletic Academic Advisor, he was also responsible for the development and supervision of the tutoring program, individual learning assistance program, study skills workshops and the supplemental instruction program for over 800 student-athletes.

Rienecker received his master's degree in athletic counseling from Springfield College, and is a 1995 graduate of the State University of New York at Plattsburgh, where he earned all-conference and all-New York regional honors as a member of the men's soccer team.

Rienecker currently resides in Bloomfield, N.J., with his wife Tara, who is the Director of Student Development for Athletes at Montclair State University. The couple have three children, Zachary (13), Brooke (11), and Avery (4).



Thomas Lally

Director of Equipment Operations Sixth Season At St. John's

A familiar face joined the St. John's Department of Athletics during the summer of 2010, when double-alumnus Thomas Lally was named Director of Equipment Operations. Lally supervises the ordering, organization and distribution of team apparel for all 17 varsity sports at St. John's, and serves as a key athletics department liaison to Under Armour, Rawlings, and Asics.

Lally served as the Director of Equipment Operations for Dowling College during the 2009-10 athletic and academic year. While at the Oakdale, N.Y. school, Lally coordinated all of the athletic equipment needs for the school's 16 teams on three separate campuses.

Lally worked in the Red Storm equipment room as a Graduate Assistant from 2007-09. He received his master's degree in Sport Management from St. John's in 2009 and earned his undergraduate degree in Communication Arts in 2006.

In the fall of 2007, Lally interned with the Major League Baseball public relations department. He served as a St. John's men's basketball team manager as an undergraduate from 2002-06.

ATHLETICS ADMINISTRATION



Daniel Hagenlocher

Assistant Athletics Director for
Events & Programming



Karli Hausman

Assistant Athletics Director for
Marketing & Promotions



Melissa Manno

Assistant Athletics Director for
Ticket Operations



Fr. Richard Rock

Campus Minister
for Athletics



Shannon Skeggs

Athletics Events Manager

BASKETBALL MANAGERS



Nick LoPinto

Head Manager



Kris Quintana

Head Manager



Sean Smith

Head Manager



Justin Talavera

Head Manager



Matt Callahan

Student Manager



Darien Charlemagne

Student Manager



Nicholas Coughlin

Student Manager



James McQuade

Student Manager



Austin Ruiz

Student Manager



John Walsh

Student Manager



ST. JOHN'S PLAYERS



Durand Johnson

Baltimore, Md./Pittsburgh

Graduate Student • Guard/Forward • 6-6 • 210

2014-2015 (PITTSBURGH)

Sat out the 2014-15 season.

2013-2014 (PITTSBURGH)

Made 16 appearances, averaging 19.8 minutes per contest before suffering a season-ending injury on Jan. 11 ... finished fourth on the team in scoring with 8.8 points after shooting 40.5 percent from the field and a career-best 85.3 percent at the free-throw line ... second on the team with 1.4 3-pointers per contest ... averaged 3.0 rebounds, 1.4 assists and nearly one steal per game ... scored in double-figures eight times ... hit at least one 3-pointer in 11-of-16 games and in eight consecutive contests from Nov. 17 to Dec. 14 ... set a career-high with 17 points on 6-of-8 shooting, including 3-of-4 shooting from 3-point range at Maryland (Jan. 6) ... finished with 11 points setting career-highs for free-throws made and attempts (8-of-9) versus Wake Forest (Jan. 11) ... scored 12 points, hitting two 3-pointers versus Cal Poly (Dec. 21) ... recorded 12 points on 4-of-7 shooting against Loyola Marymount (Dec. 6) ... registered 11 points and four rebounds versus Duquesne (Nov. 30) ... had 14 points, including a four-point play versus Stanford (Nov. 26) ... knocked down a career-high five 3-pointers in the first half against Lehigh (Nov. 20), finishing with 15 points ... scored 12 points and hit three 3-pointers to go with six rebounds versus Savannah State (Nov. 8).

2012-2013 (PITTSBURGH)

Saw action in 31 games off the bench, averaging 11.9 minutes per game ... recorded 4.3 points, shooting 41.4 percent from the field and 37.9 percent from 3-point territory ... registered two double-figure scoring performances ... set a season-high with 13 points, shooting 3-of-6 from 3-point range at Villanova (Jan. 16) ... scored 10 points against Marquette (Jan. 12) ... hit three clutch 3-pointers in the second half to finish with nine points versus Villanova (March 3) ... posted nine points to go with a career-high seven rebounds versus Lehigh (Nov. 13) ... scored eight points in collegiate debut against Fordham (Nov. 12).



DURAND JOHNSON PROFILE

Favorite athlete: Kevin Durant

Favorite ice cream: Vanilla

Favorite TV show: "Martin"

Favorite music: Hip-Hop

Favorite actress: Halle Berry

CAREER HIGHS

Category	No.	Opponent (Date)
Points	17	vs. Maryland (1/6/14)
FG	6	vs. Maryland (1/6/14)
FGA	13	vs. Lehigh (11/20/13)
3FG	5	vs. Lehigh (11/20/13)
3FGA	8	vs. Lehigh (11/20/13)
FTM	8	vs. Wake Forest (1/11/14)
FTA	9	vs. Wake Forest (1/11/14)
Rebounds	7	vs. Lehigh (11/20/13)
Assists	4	vs. Youngstown State (12/14/13)
Blocks	1	6x, last vs. Maryland (1/6/14)
Steals	2	5x, last vs. Maryland (1/6/14)
Minutes	26	vs. Texas Tech (11/25/13)

2011-2012 (PITTSBURGH)

Redshirted the 2011-2012 season.

BEFORE COLLEGE

Played the 2010-11 season at Brewster Academy in Wolfeboro, N.H., for head coach Jason Smith ... helped guide Brewster to a 31-3 overall record, the No. 1 national ranking for the majority of the season and a berth in the National Prep Championship Semifinals ... competed in the 2011 Elite Showcase Basketball Classic in Washington, D.C. ... played senior season at Baltimore's Lake Clifton High School for head coach Herman Harried ... averaged 15 points per game to help lead the Lakers to a 15-6 overall record and No. 10 state ranking ... graduated from Lake Clifton High School ... transferred to Lake Clifton prior to senior season ... played sophomore and junior seasons at Parkville High School ... averaged 19 points per game as a junior at Parkville ... played freshman year at St. Francis High School ... competed for AAU Team Cecil Kirk coached by Anthony Lewis ... rated No. 88 recruit in the nation and No. 19 at his position by CBS 247 Sports.

PERSONAL

Durand Antoine Johnson (pronounced "Dur-Ron") ... born in Baltimore, Md. ... son of Derrell and Tonia Johnson ... has a brother, Derrell, and a sister, Deja ... brother, Derrell, played football (defensive end) at East Carolina (2010-2014) and plays professionally in the Canadian Football League (CFL) for the Winnipeg Blue Bombers ... cousin of 2011 BIG EAST Rookie of the Year, Cleveland Melvin, who scored over 1,500 career points at DePaul (2010-2014) ... teammate of former St. John's standout JaKarr Sampson at Brewster Academy ... earned a bachelor's of arts degree in social sciences from Pittsburgh in 2015 ... working toward a master's degree in sociology.

Johnson Career Statistics

Year	G-GS	Min-Avg	FG-A	Pct.	3FG-A	Pct.	FT-A	Pct.	Off-Def	Reb-Avg	PF-O	Ast	TO	Blk	Stl	Pts-Avg
2011-12	DNP															
2012-13	31-0	369-11.9	46-111	.414	25-66	.379	16-24	.667	9-31	40-1.3	44-0	16	18	3	8	133-4.3
2013-14	16-0	317-19.8	45-111	.405	22-65	.338	29-34	.853	17-31	48-3.0	24-0	23	14	5	14	141-8.8
2014-15	DNP															
Totals	47-0	686-14.6	91-222	.410	47-131	.359	45-58	.776	26-62	88-1.9	68-0	39	32	8	22	274-5.8



2013-14 Game-By-Game Statistics (Pittsburgh)

Date	Opponent	G-GS	Min	FG-A	Pct	3FG-A	Pct	FT-A	Pct	Off-Def	Reb	PF	Ast	TO	Blk	Stl	Pts
N8	SAVANNAH STATE	1-0	19	3-8	.375	3-6	.500	3-4	.750	0-6	6	2	0	2	1	1	12
N12	FRESNO STATE	1-0	23	3-9	.333	0-4	.000	0-0	.000	1-3	4	1	3	2	0	2	6
N17	HOWARD	1-0	22	3-5	.600	1-3	.333	1-2	.500	1-2	3	0	2	1	0	0	8
N20	LEHIGH	1-0	23	5-13	.385	5-8	.625	0-0	.000	2-3	5	1	1	0	0	1	15
N25	vs. Texas Tech	1-0	26	2-6	.333	2-6	.333	0-0	.000	1-3	4	2	1	1	0	1	6
N26	vs. Stanford	1-0	20	4-10	.400	2-5	.400	4-4	1.000	2-0	2	2	0	1	0	2	14
N30	vs. Duquesne	1-0	17	4-6	.667	1-3	.333	2-2	1.000	1-3	4	3	2	0	0	0	11
D3	PENN STATE	1-0	25	2-7	.286	1-4	.250	1-1	1.000	1-3	4	1	0	0	1	1	6
D6	LOYOLA MARYMOUNT	1-0	20	4-7	.571	1-3	.333	3-3	1.000	0-2	2	0	2	1	1	2	12
D14	YOUNGSTOWN STATE	1-0	17	1-7	.143	0-4	.000	4-4	1.000	3-0	3	2	4	3	0	0	6
D17	vs. CINCINNATI	1-0	14	1-5	.200	0-4	.000	1-2	.500	0-1	1	1	0	0	1	0	3
D21	CAL POLY	1-0	24	5-10	.500	2-5	.400	0-0	.000	1-0	1	2	2	1	0	1	12
D31	ALBANY	1-0	18	1-7	.143	0-4	.000	0-0	.000	1-1	2	1	3	1	0	0	2
J4	at NC State	1-0	8	0-0	.000	0-0	.000	0-0	.000	0-1	1	2	0	0	0	1	0
J6	MARYLAND	1-0	23	6-8	.750	3-4	.750	2-3	.667	0-3	3	2	3	1	1	2	17
J11	WAKE FOREST	1-0	18	1-3	.333	1-2	.500	8-9	.889	3-0	3	2	0	0	0	0	11

2012-13 Game-By-Game Statistics (Pittsburgh)

Date	Opponent	G-GS	Min	FG-A	Pct	3FG-A	Pct	FT-A	Pct	Off-Def	Reb	PF	Ast	TO	Blk	Stl	Pts
N12	FORDHAM	1-0	10	3-5	.600	1-1	1.000	1-2	.500	0-0	0	2	1	1	0	1	8
N13	LEHIGH	1-0	17	3-5	.600	1-2	.500	2-2	1.000	3-4	7	2	2	0	0	1	9
N17	OAKLAND	1-0	11	1-4	.250	1-3	.333	2-2	1.000	0-0	0	2	1	0	0	1	5
N21	vs. Michigan	1-0	10	1-3	.333	1-3	.333	0-0	.000	0-0	0	0	0	1	0	0	3
N23	vs. Delaware	1-0	14	2-2	1.000	0-0	.000	0-0	.000	0-1	1	1	2	0	0	1	4
N27	HOWARD	1-0	4	0-2	.000	0-1	.000	0-0	.000	1-0	1	1	0	0	0	0	0
D1	DETROIT	1-0	9	2-4	.500	2-3	.667	0-0	.000	0-0	0	2	1	2	0	0	6
D5	vs. Duquesne	1-0	8	0-2	.000	0-1	.000	0-0	.000	0-0	0	1	0	1	0	0	0
D8	NORTH FLORIDA	1-0	15	0-2	.000	0-2	.000	0-0	.000	0-3	3	1	1	0	0	0	0
D15	BETHUNE-COOKMAN	1-0	13	2-3	.667	0-1	.000	0-1	.000	1-1	2	4	3	0	0	0	4
D19	DELAWARE STATE	1-0	8	0-0	.000	0-0	.000	0-0	.000	0-1	1	0	0	0	0	1	0
D23	KENNESAW STATE	1-0	12	2-7	.286	0-2	.000	0-0	.000	1-1	2	1	1	0	0	0	4
D31	CINCINNATI	1-0	3	0-1	.000	0-1	.000	0-0	.000	0-0	0	2	0	0	0	0	0
J5	at Rutgers	1-0	15	2-6	.333	2-4	.500	2-2	1.000	1-2	3	3	1	0	0	0	8
J8	at Georgetown	1-0	17	2-4	.500	2-3	.667	0-0	.000	0-4	4	2	0	2	0	0	6
J12	MARQUETTE	1-0	25	3-10	.300	1-5	.200	3-5	.600	0-2	2	3	0	0	0	0	10
J16	at Villanova	1-0	23	4-8	.500	3-6	.500	2-2	1.000	0-0	0	2	0	1	1	0	13
J19	CONNECTICUT	1-0	10	0-3	.000	0-1	.000	0-0	.000	0-1	1	0	0	0	0	0	0
J22	at Providence	1-0	9	1-1	1.000	1-1	1.000	1-2	.500	0-1	1	0	0	0	0	0	4
J26	DEPAUL	1-0	18	3-7	.429	1-4	.250	0-0	.000	0-3	3	2	1	6	0	1	7
J28	at Louisville	1-0	2	0-0	.000	0-0	.000	0-0	.000	0-0	0	0	0	0	0	0	0
F2	SYRACUSE	1-0	8	1-2	.500	1-2	.500	1-2	.500	0-0	0	0	0	1	0	1	4
F4	SETON HALL	1-0	10	1-2	.500	1-2	.500	1-3	.333	1-0	1	1	0	1	0	0	4
F9	at Cincinnati	1-0	5	0-0	.000	0-0	.000	0-0	.000	0-0	0	2	0	0	0	0	0
F16	at Marquette	1-0	10	3-6	.500	0-3	.000	0-0	.000	1-0	1	2	0	0	0	1	6
F24	at St. John's	1-0	9	1-3	.333	0-2	.000	0-0	.000	0-1	1	0	0	0	0	0	2
F27	USF	1-0	15	1-2	.500	1-2	.500	0-0	.000	0-1	1	0	1	1	1	1	3
M3	VILLANOVA	1-0	16	3-3	1.000	3-3	1.000	0-0	.000	0-3	3	3	0	0	0	0	9
M9	at DePaul	1-0	11	2-3	.667	1-2	.500	1-1	1.000	0-1	1	0	1	1	0	0	6
M14	vs. SYRACUSE	1-0	13	2-6	.333	1-3	.333	0-0	.000	0-0	0	1	0	0	0	0	5
M21	vs. Wichita State	1-0	19	1-5	.200	1-3	.333	0-0	.000	0-1	1	4	0	0	1	0	3



Ron Mvouika

Paris, France/Missouri State

Graduate Student • Guard/Forward • 6-6 • 210

2014-2015 (MISSOURI STATE)

Made two appearances, averaging 5.5 points per game before suffering an injury that sidelined him for the rest of the season ... recorded 11 points on 4-of-6 shooting with two steals in 24 minutes versus Avila (Nov. 19) ... logged 10 minutes at Texas Tech (Nov. 22).

2013-2014 (MISSOURI STATE)

Appeared in 31 games, starting nine times ... finished fourth on the team in scoring (6.8) and rebounding (3.6), while dishing out 54 assists, the second most on the team ... shot 39.7 percent from 3-point territory, hitting 25 threes ... started eight of 17 Missouri Valley Conference (MVC) appearances, averaging 7.2 points and shooting 44.4 percent from 3-point range to go with 3.9 rebounds and 1.9 assists per game ... scored a season-high 28 points in first-career start at Northern Iowa (Jan. 18) shooting 10-of-13 from the field, including a school record 6-of-6 from 3-point territory ... made NCAA Division I debut versus Grambling (Nov. 20), collecting a team-high six rebounds ... recorded 18 points on 6-of-10 shooting with three 3-pointers against Cameron (Dec. 4) ... matched career-high with six rebounds against Indiana State (Jan. 15) ... recorded double-double at Evansville (Feb. 5), finishing with 14 points and 10 rebounds ... matched career-high with 10 rebounds at Southern Illinois (Feb. 8) ... registered a game-high seven rebounds against Wichita State (March 8) in MVC Tournament semifinals ... started against Murray State (March 19) in the Collegelinsider.com Tournament (CIT), posting seven points, five assists and one block.



RON MVOUIKA PROFILE

Favorite athlete: Carmelo Anthony
Favorite junk food: Donuts
Favorite movie: "American Gangster"
Favorite actress: Sanaa Lathan
Favorite professional team: New York Knicks

CAREER HIGHS

Category	No.	Opponent (Date)
Points	28	at Northern Iowa (1/18/14)
FG	10	at Northern Iowa (1/18/14)
FGA	13	at Northern Iowa (1/18/14)
3FG	6	at Northern Iowa (1/18/14)
3FGA	6	at Northern Iowa (1/18/14)
FTM	5	vs. Virginia (11/30/13)
FTA	8	vs. Virginia (11/30/13)
Rebounds	10	2x, last at Southern Illinois (2/8/14)
Assists	5	3x, last vs. Murray State (3/19/14)
Blocks	1	2x, last vs. Murray State (3/19/14)
Steals	2	4x, last vs. Avila (11/19/14)
Minutes	35	2x, last at Evansville (2/5/14)

2012-2013 (SHERIDAN COLLEGE – WYO.)

Earned National Junior College Athletic Association (NJCAA) All-Region IX First Team honors playing for head coach Steve Smiley ... averaged 19.3 points, 8.2 rebounds, 2.6 assists leading Sheridan to a share of the Region IX North title ... led the region in scoring and ranked second regionally in rebounding ... recorded a 48.2 field goal shooting percentage, including 38.6 percent (54-of-140) from 3-point range, and 72.0 percent at the free-throw line.

2011-2012 (SHERIDAN COLLEGE – WYO.)

Made 31 appearances and started 12 games ... averaged 9.4 points, 4.9 rebounds and 1.8 assists helping Sheridan to a 25-7 overall record ... converted 32 3-pointers and had 26 steals ... shot 52.0 percent from the field and 44.0 percent from 3-point territory ... recorded 17 points, seven rebounds and three assists in Region IX Tournament.

BEFORE COLLEGE

Attended Huntington Prep (W. Va.) where he played for head coach Rob Fulford ... prior to arriving in the United States, averaged 25 points, five rebounds and six assists at the Canarias Basketball Academy in Spain.

PERSONAL

Ron Mvouika (pronounced muh-VWEEK-uh) ... born in Versailles, France ... son of Jeanne Bokungu and Jules Masua ... has four brothers, Floris, Madila, Rolly and Jean Jeremie ... earned bachelor's degree in communication studies from Missouri State in 2015 ... working towards a master's degree in liberal studies.

Mvouika Career Statistics

Year	G-GS	Min-Avg	FG-A	Pct.	3FG-A	Pct.	FT-A	Pct.	Off-Def	Reb-Avg	PF-O	Ast	TO	Blk	Stl	Pts-Avg
2013-14	31-9	563-18.2	71-168	.423	25-63	.397	45-76	.592	37-76	113-3.65	50-2	54	46	3	13	212-6.8
2014-15	2-0	20-10.0	4-9	.444	1-3	.333	2-4	.500	0-4	4-2.00	0-0	1	3	0	2	11-5.5
Totals	33-9	583-17.7	75-177	.424	26-66	.394	47-80	.588	37-80	117-3.55	50-2	55	49	3	15	223-6.8



2014-15 Game-By-Game Statistics (Missouri State)

Date	Opponent	G-GS	Min	FG-A	Pct	3FG-A	Pct	FT-A	Pct	Off-Def	Reb	PF	Asst	TO	Blk	Stl	Pts
N19	Avila	1-0	10	4-6	.667	1-2	.500	2-3	.667	0-3	3	0	0	1	0	2	11
N22	at Texas Tech	1-0	10	0-3	.000	0-1	.000	0-1	.000	0-1	1	0	1	2	0	0	0

2013-14 Game-By-Game Statistics (Missouri State)

Date	Opponent	G-GS	Min	FG-A	Pct	3FG-A	Pct	FT-A	Pct	Off-Def	Reb	PF	Asst	TO	Blk	Stl	Pts
N8	at Old Dominion	1-0	6	2-4	.500	0-0	.000	0-0	.000	1-1	2	1	1	0	0	0	4
N16	TULSA	1-0	8	0-1	.000	0-0	.000	4-7	.571	1-1	2	2	0	1	0	0	4
N20	GRAMBLING ST.	1-0	17	3-5	.600	1-3	.333	1-5	.200	1-5	6	1	3	1	0	2	8
N24	HAMPTON	1-0	22	2-3	.667	1-2	.500	3-4	.750	2-2	4	2	5	1	0	0	8
N26	LIBERTY	1-0	15	2-5	.400	0-2	.000	2-2	1.000	1-2	3	2	0	2	0	0	6
N29	vs. Texas A&M	1-0	8	1-3	.333	1-2	.500	0-0	.000	0-2	2	0	0	2	0	0	3
N30	vs. Virginia	1-0	21	1-5	.200	1-3	.333	5-8	.625	0-2	2	0	2	3	0	1	8
D4	CAMERON	1-0	18	6-10	.600	3-5	.600	3-6	.500	1-1	2	3	1	0	0	1	18
D13	at Oral Roberts	1-0	7	1-3	.333	0-0	.000	0-0	.000	0-3	3	0	1	0	0	0	2
D17	at Louisville	1-0	12	2-4	.500	0-0	.000	0-3	.000	2-1	3	5	2	2	0	1	4
D21	ALABAMA A&M	DNP	-	-	-	-	-	-	-	-	-	-	-	-	-	-	-
D29	SE MISSOURI ST	1-0	9	4-6	.667	1-2	.500	0-0	.000	1-2	3	0	0	2	0	0	9
J2	ILLINOIS ST.	1-0	7	1-3	.333	0-1	.000	0-1	.000	1-2	3	0	1	1	0	1	2
J5	at Loyola	1-0	17	2-6	.333	0-2	.000	0-0	.000	1-1	2	3	0	0	0	0	4
J8	at Bradley	DNP	-	-	-	-	-	-	-	-	-	-	-	-	-	-	-
J11	WICHITA ST.	1-0	4	0-1	.000	0-0	.000	0-2	.000	0-0	0	0	1	0	0	0	0
J15	at Indiana St.	1-0	19	2-5	.400	0-2	.000	3-4	.750	2-4	6	1	1	2	0	1	7
J18	at UNI	1-1	35	10-13	.769	6-6	1.000	2-4	.500	1-2	3	5	4	1	0	0	28
J21	EVANSVILLE	1-1	28	2-8	.250	0-3	.000	2-3	.667	3-2	5	3	1	2	0	1	6
J25	SOUTHERN ILL	1-1	18	1-3	.333	1-2	.500	0-0	.000	1-0	1	2	2	2	0	0	3
J29	at Drake	1-1	30	4-6	.667	3-3	1.000	2-2	1.000	0-1	1	4	2	0	0	0	13
F1	BRADLEY	1-1	21	4-6	.667	2-4	.500	0-0	.000	1-1	2	1	4	2	1	0	10
F5	at Evansville	1-1	35	4-8	.500	2-3	.667	4-5	.800	4-6	10	2	5	3	0	2	14
F8	at Southern Ill.	1-1	25	2-4	.500	0-1	.000	3-4	.750	2-8	10	2	0	3	0	1	7
F12	DRAKE	1-0	20	1-7	.143	0-3	.000	2-4	.500	2-5	7	0	3	2	1	0	4
F15	UNI	1-0	22	1-2	.500	0-0	.000	0-0	.000	0-6	6	1	3	2	0	0	3
F18	at Illinois St.	1-1	17	1-3	.333	0-1	.000	0-0	.000	1-4	5	2	0	3	0	0	2
F22	INDIANA ST.	1-0	23	4-9	.444	2-3	.667	2-2	1.000	1-1	2	2	2	1	0	2	12
F25	LOYOLA	1-0	8	0-3	.000	0-0	.000	0-0	.000	0-1	1	1	4	0	0	0	0
M1	at Wichita St.	1-0	27	3-8	.375	0-2	.000	2-2	1.000	1-1	2	2	0	2	0	0	8
M7	vs. Illinois St.	1-0	14	1-6	.167	1-2	.500	0-0	.000	3-2	5	0	0	2	0	0	3
M8	vs. Wichita St.	1-0	19	2-9	.222	0-3	.000	1-2	.500	3-4	7	1	1	3	0	0	5
M19	MURRAY ST.	1-1	31	2-9	.222	0-3	.000	3-3	1.000	0-3	3	2	5	1	1	0	7



Felix Balamou

Conakry, Guinea/Our Savior New American (N.Y.)
Senior • Guard • 6-4 • 205

2014-2015

Made 22 appearances and averaged 9.2 minutes per game ... recorded 1.3 points and 1.3 rebounds ... saw action in 12 BIG EAST contests, making three starts ... elevated scoring (1.7) and rebounding (1.5) averages in conference games ... scored a season-high six points on 3-for-3 shooting at Butler (Feb. 3) ... registered five points and matched a season-high four rebounds in a start against Creighton (Feb. 7) ... played a career-high 33 minutes versus DePaul (Feb. 11) ... received third start of the season at Xavier (Feb. 14).

2013-2014

Appeared in four games, including two starts ... averaged 1.0 point and 0.8 boards in 8.8 minutes per contest ... scored two points, grabbed two boards, dished out one assist and added one steal in a season-high 17 minutes in a start at Georgetown (Jan. 4) ... started and finished with two points and one rebound in 10 minutes of action in season-debut against Youngstown State (Dec. 21).

2012-2013

Saw action in 28 games, including five starts ... averaged 2.0 points and 1.0 rebound in 9.1 minutes of action ... shot 88.9 percent (8-of-9) from the charity stripe ... scored four points and grabbed two boards at Providence (March 2) ... blocked two shots in just three minutes against UNC Asheville (Dec. 21) ... matched a career-high with eight points in a start at San Francisco (Dec. 4) ... equaled a career-high with eight points and added three rebounds, three assists, three blocks and two steals against South Carolina (Nov. 29) ... made first-career start and finished with a career-high eight points to go with three rebounds and two assists against Florida Gulf Coast (Nov. 24) ... came off the bench and grabbed one rebound in collegiate-debut at College of Charleston (Nov. 15).

FELIX BALAMOU PROFILE

Favorite athlete: Kobe Bryant
Favorite food: Rice
Favorite hobby: Watching soccer
Favorite professional team: Los Angeles Lakers
Favorite actor: Jean-Claude Van Damme

CAREER HIGHS

Category	No.	Opponent (Date)
Points	8	3x, last at San Francisco (12/4/12)
FG	4	2x, last at San Francisco (12/4/12)
FGA	10	vs. Creighton (2/7/15)
3FG	-	-
3FGA	1	2x, last at Notre Dame (3/5/13)
FTM	3	vs. NJIT (12/1/12)
FTA	4	vs. NJIT (12/1/12)
Rebounds	4	3x, last vs. Creighton (2/7/15)
Assists	3	vs. South Carolina (11/29/12)
Blocks	3	2x, last vs. S. Carolina (11/29/12)
Steals	2	vs. South Carolina (11/29/12)
Minutes	23	2x, last vs. Creighton (2/7/15)

BEFORE ST. JOHN'S

Arrived in the U.S. in 2010 and played two seasons at Our Savior New American School in Centereach, Long Island, N.Y. ... scored 16.0 points per game as a senior to lead a team with eight NCAA Division I prospects ... also averaged 5.0 rebounds, 2.0 assists and 2.0 steals ... helped OSNA post a 25-5 record in 2011-12 ... named a Top 20 all-star at Hoop Group Elite camp in 2011 ... following in the footsteps of 2010 predecessor Maurice Harkless, he captured the MVP award at the Port Chester CYP in Port Chester, Pa., in March of 2011 ... earned second team All-ISB honors after leading Our Savior New American to the Jamaica, Queens, tournament's semifinals in the fall of 2011 ... selected the game MVP for the PrimeTime Shootout in Roselle, N.J., in February of 2012 ... coached at OSNA by Ron Stelzer ... also a standout on the soccer pitch for the Pioneers, scoring 31 goals with 13 assists as a senior in 2011.

PERSONAL

Felix Roland Balamou ... born in Conakry, the national capital and largest city in the country of Guinea on the West Coast of Africa ... son of Anna Marie Kolie and the late Richard Balamou ... has one sister, Marguerite, and three brothers, Williams, August and Georges ... majoring in management.

Balamou Career Statistics

Year	G-GS	Min-Avg	FG-A	Pct.	3FG-A	Pct.	FT-A	Pct.	Off-Def	Reb-Avg	PF-O	Ast	TO	Blk	Stl	Pts-Avg
2012-13	28-5	256-9.1	24-59	.407	0-2	.000	8-9	.889	12-17	29-1.0	34-0	12	7	11	5	56-2.0
2013-14	4-2	35-8.8	1-7	.143	0-0	.000	2-2	1.000	2-1	3-0.8	2-0	2	1	0	1	4-1.0
2014-15	22-3	203-9.2	11-36	.306	0-0	.000	7-11	.636	14-15	29-1.3	28-0	4	14	1	6	29-1.3
Totals	54-10	494-9.1	36-102	.353	0-2	.000	17-22	.773	28-33	61-1.1	64-0	18	22	12	12	89-1.6

Balamou BIG EAST Career Statistics

Year	GP-GS	Min-Avg	FG-A	Pct.	3FG-A	Pct.	FT-A	Pct.	Off-Def	Reb-Avg	PF-FO	Ast	TO	Blk	Stl	Pts-Avg
2012-13	16-0	131-8.2	8-27	.296	0-2	.000	1-1	1.000	3-8	11-0.7	17-0	6	5	2	0	17-1.1
2013-14	2-1	22-11.0	1-6	.167	0-0	.000	0-0	.000	1-1	2-1.0	2-0	2	1	0	1	2-1.0
2014-15	12-3	137-11.4	8-27	.296	0-0	.000	4-6	.667	8-10	18-1.5	21-0	3	7	1	3	20-1.7
Totals	30-4	290-9.7	17-60	.283	0-2	.000	5-7	.714	12-19	31-1.0	40-0	11	13	3	4	39-1.3





2014-15 Game-By-Game Statistics

Date	Opponent	G-GS	Min	FG-A	Pct	3FG-A	Pct	FT-A	Pct	Off-Def	Reb	PF	Ast	TO	Blk	Stl	Pts
N14	NIJT	1-0	6	0-0	.000	0-0	.000	2-2	1.000	0-0	0	1	0	0	0	0	2
N17	FRANKLIN PIERCE	1-0	2	0-0	.000	0-0	.000	0-0	.000	0-0	0	0	0	0	0	0	0
N19	LIU BROOKLYN	1-0	9	1-3	.333	0-0	.000	0-1	.000	0-1	1	0	0	2	0	1	2
N26	MINNESOTA	1-0	3	0-0	.000	0-0	.000	0-0	.000	0-1	1	0	0	0	0	0	0
N28	No. 10/8 GONZAGA	DNP	-	-	-	-	-	-	-	-	-	-	-	-	-	-	-
D2	NIAGARA	1-0	6	0-0	.000	0-0	.000	0-0	.000	0-0	0	1	0	1	0	0	0
D6	at Syracuse	DNP	-	-	-	-	-	-	-	-	-	-	-	-	-	-	-
D10	FAIRLEIGH DICKINSON	1-0	9	0-0	.000	0-0	.000	0-0	.000	1-1	2	3	0	2	0	0	0
D14	FORDHAM	1-0	9	0-2	.000	0-0	.000	1-2	.500	3-1	4	1	0	2	0	1	1
D19	SAINT MARY'S	DNP	-	-	-	-	-	-	-	-	-	-	-	-	-	-	-
D22	LONG BEACH STATE	1-0	9	0-1	.000	0-0	.000	0-0	.000	1-0	1	0	0	0	0	0	0
D28	vs. Tulane	1-0	12	2-3	.667	0-0	.000	0-0	.000	1-1	2	1	1	0	0	1	4
D31	at Seton Hall	1-0	3	0-0	.000	0-0	.000	0-0	.000	0-0	0	2	0	0	0	0	0
J3	BUTLER	DNP	-	-	-	-	-	-	-	-	-	-	-	-	-	-	-
J6	No. 8/8 VILLANOVA	DNP	-	-	-	-	-	-	-	-	-	-	-	-	-	-	-
J14	at Providence	1-0	7	1-2	.500	0-0	.000	0-0	.000	0-1	1	0	0	0	0	1	2
J18	at DePaul	1-0	3	0-0	.000	0-0	.000	0-0	.000	0-0	0	1	1	0	0	0	0
J21	MARQUETTE	DNP	-	-	-	-	-	-	-	-	-	-	-	-	-	-	-
J25	No. 5/6 DUKE	DNP	-	-	-	-	-	-	-	-	-	-	-	-	-	-	-
J28	at Creighton	1-0	0+	0-0	.000	0-0	.000	0-0	.000	0-0	0	1	0	0	0	0	0
J31	PROVIDENCE	DNP	-	-	-	-	-	-	-	-	-	-	-	-	-	-	-
F3	at No. 22/22 Butler	1-0	17	3-3	1.000	0-0	.000	0-0	.000	0-1	1	1	0	1	0	1	6
F7	CREIGHTON	1-1	23	2-10	.200	0-0	.000	1-2	.500	1-3	4	4	1	1	0	1	5
F11	DEPAUL	1-1	33	0-3	.000	0-0	.000	3-4	.750	1-2	3	3	0	1	0	0	3
F14	at Xavier	1-1	10	0-1	.000	0-0	.000	0-0	.000	0-0	0	2	0	1	0	0	0
F17	at Georgetown	1-0	7	0-1	.000	0-0	.000	0-0	.000	1-1	2	2	0	0	0	0	0
F21	SETON HALL	1-0	5	0-2	.000	0-0	.000	0-0	.000	2-0	2	0	0	0	0	0	0
F23	XAVIER	DNP	-	-	-	-	-	-	-	-	-	-	-	-	-	-	-
F28	GEORGETOWN	1-0	13	0-3	.000	0-0	.000	0-0	.000	1-2	3	4	0	0	1	0	0
M4	at Marquette	DNP	-	-	-	-	-	-	-	-	-	-	-	-	-	-	-
M7	at No. 4/4 Villanova	1-0	16	2-2	1.000	0-0	.000	0-0	.000	2-0	2	1	1	3	0	0	4
M12	PROVIDENCE	DNP	-	-	-	-	-	-	-	-	-	-	-	-	-	-	-
M20	vs. San Diego State	1-0	1	0-0	.000	0-0	.000	0-0	.000	0-0	0	0	0	0	0	0	0

2013-14 Game-By-Game Statistics

Date	Opponent	G-GS	Min	FG-A	Pct	3FG-A	Pct	FT-A	Pct	Off-Def	Reb	PF	Ast	TO	Blk	Stl	Pts
N8	vs. Wisconsin	DNP	-	-	-	-	-	-	-	-	-	-	-	-	-	-	-
N15	WAGNER	DNP	-	-	-	-	-	-	-	-	-	-	-	-	-	-	-
N19	BUCKNELL	DNP	-	-	-	-	-	-	-	-	-	-	-	-	-	-	-
N22	MONMOUTH	DNP	-	-	-	-	-	-	-	-	-	-	-	-	-	-	-
N26	LONGWOOD	DNP	-	-	-	-	-	-	-	-	-	-	-	-	-	-	-
N29	vs. Penn State	DNP	-	-	-	-	-	-	-	-	-	-	-	-	-	-	-
N30	vs. Georgia Tech	DNP	-	-	-	-	-	-	-	-	-	-	-	-	-	-	-
D7	FORDHAM	DNP	-	-	-	-	-	-	-	-	-	-	-	-	-	-	-
D15	SYRACUSE	DNP	-	-	-	-	-	-	-	-	-	-	-	-	-	-	-
D18	SAN FRANCISCO	DNP	-	-	-	-	-	-	-	-	-	-	-	-	-	-	-
D21	YOUNGSTOWN STATE	1-1	10	0-1	.000	0-0	.000	2-2	1.000	1-0	1	0	0	0	0	0	2
D28	vs. Columbia	1-0	3	0-0	.000	0-0	.000	0-0	.000	0-0	0	0	0	0	0	0	0
D31	at Xavier	1-0	5	0-2	.000	0-0	.000	0-0	.000	0-0	0	0	1	0	0	0	0
J4	at Georgetown	1-1	17	1-4	.250	0-0	.000	0-0	.000	1-1	2	2	1	1	0	1	2
J11	VILLANOVA	DNP	-	-	-	-	-	-	-	-	-	-	-	-	-	-	-
J14	at DePaul	DNP	-	-	-	-	-	-	-	-	-	-	-	-	-	-	-
J16	PROVIDENCE	DNP	-	-	-	-	-	-	-	-	-	-	-	-	-	-	-
J18	DARTMOUTH	DNP	-	-	-	-	-	-	-	-	-	-	-	-	-	-	-
J23	SETON HALL	DNP	-	-	-	-	-	-	-	-	-	-	-	-	-	-	-
J25	at Butler	DNP	-	-	-	-	-	-	-	-	-	-	-	-	-	-	-
J28	at Creighton	DNP	-	-	-	-	-	-	-	-	-	-	-	-	-	-	-
F1	MARQUETTE	DNP	-	-	-	-	-	-	-	-	-	-	-	-	-	-	-
F4	at Providence	DNP	-	-	-	-	-	-	-	-	-	-	-	-	-	-	-
F9	CREIGHTON	DNP	-	-	-	-	-	-	-	-	-	-	-	-	-	-	-
F13	at Seton Hall	DNP	-	-	-	-	-	-	-	-	-	-	-	-	-	-	-
F16	GEORGETOWN	DNP	-	-	-	-	-	-	-	-	-	-	-	-	-	-	-
F18	BUTLER	DNP	-	-	-	-	-	-	-	-	-	-	-	-	-	-	-
F22	at Villanova	DNP	-	-	-	-	-	-	-	-	-	-	-	-	-	-	-
F25	XAVIER	DNP	-	-	-	-	-	-	-	-	-	-	-	-	-	-	-
M2	DEPAUL	DNP	-	-	-	-	-	-	-	-	-	-	-	-	-	-	-
M8	at Marquette	DNP	-	-	-	-	-	-	-	-	-	-	-	-	-	-	-
M13	vs. Providence	DNP	-	-	-	-	-	-	-	-	-	-	-	-	-	-	-
M18	vs. Robert Morris	DNP	-	-	-	-	-	-	-	-	-	-	-	-	-	-	-

2012-13 Game-By-Game Statistics

Date	Opponent	G-GS	Min	FG-A	Pct	3FG-A	Pct	FT-A	Pct	Off-Def	Reb	PF	Ast	TO	Blk	Stl	Pts
N13	DETROIT	DNP	-	-	-	-	-	-	-	-	-	-	-	-	-	-	-
N15	at Charleston	1-0	2	0-0	.000	0-0	.000	0-0	.000	1-0	1	0	0	0	0	0	0
N16	vs. Murray State	1-0	7	2-2	1.000	0-0	.000	2-2	1.000	0-1	1	0	0	0	0	0	6
N18	vs. Baylor	1-0	5	1-1	1.000	0-0	.000	0-0	.000	0-0	0	1	0	0	0	0	2
N21	HOLY CROSS	1-0	22	1-3	.333	0-0	.000	0-0	.000	4-0	4	2	1	0	3	0	2
N24	FLORIDA GULF COAST	1-1	17	4-5	.800	0-0	.000	0-0	.000	0-3	3	4	2	0	1	1	8
N29	SOUTH CAROLINA	1-1	23	3-4	.750	0-0	.000	2-2	1.000	0-3	3	1	3	1	3	2	8
D1	NIJT	1-1	19	1-7	.143	0-0	.000	3-4	.750	1-0	1	3	0	0	0	0	5
D4	at San Francisco	1-1	14	4-7	.571	0-0	.000	0-0	.000	3-0	3	4	0	1	0	0	8
D8	FORDHAM	1-1	6	0-2	.000	0-0	.000	0-0	.000	0-1	1	0	0	0	0	1	0
D15	ST. FRANCIS (N.Y.)	1-0	6	0-0	.000	0-0	.000	0-0	.000	0-1	1	1	0	0	0	0	0
D21	UNC ASHEVILLE	1-0	3	0-1	.000	0-0	.000	0-0	.000	0-0	0	0	0	0	2	0	0
J2	at Villanova	1-0	10	0-0	.000	0-0	.000	0-0	.000	0-0	0	3	2	0	0	0	0
J5	at Cincinnati	1-0	12	1-2	.500	0-0	.000	0-0	.000	1-2	3	1	1	2	0	0	2
J9	RUTGERS	1-0	3	0-0	.000	0-0	.000	0-0	.000	0-0	0	1	0	0	0	0	0
J12	GEORGETOWN	1-0	16	1-4	.250	0-1	.000	0-0	.000	0-0	0	4	0	0	0	0	2
J15	NOTRE DAME	1-0	7	0-0	.000	0-0	.000	0-0	.000	0-0	0	0	0	0	0	0	0
J19	at DePaul	1-0	2	0-0	.000	0-0	.000	0-0	.000	0-1	1	0	0	0	0	0	0
J23	at Rutgers	1-0	3	1-4	.250	0-0	.000	1-1	1.000	0-0	0	1	0	0	0	0	3
J27	SETON HALL	1-0	5	0-1	.000	0-0	.000	0-0	.000	1-0	1	1	0	0	0	0	0
J30	DE PAUL	1-0	1	0-0	.000	0-0	.000	0-0	.000	0-0	0	0	0	0	0	0	0
F2	at Georgetown	1-0	1	0-0	.000	0-0	.000	0-0	.000	0-0	0	0	0	0	0	0	0
F6	CONNECTICUT	1-0	11	1-1	1.000	0-0	.000	0-0	.000	0-3	3	0	1	0	0	0	2
F10	at Syracuse	1-0	2	0-1	.000	0-0	.000	0-0	.000	0-0	0	0	0	0	0	0	0
F14	at Louisville	DNP	-	-	-	-	-	-	-	-	-	-	-	-	-	-	-
F20	USF	1-0	1	0-0	.000	0-0	.000	0-0	.000	0-0	0	0	0	0	0	0	0
F24	PITT	DNP	-	-	-	-	-	-	-	-	-	-	-	-	-	-	-
M2	at Providence	1-0	22	2-4	.500	0-0	.000	0-0	.000	0-2	2	4	1	0	1	0	4
M5	at Notre Dame	1-0	15	1-4	.250	0-1	.000	0-0	.000	0-0	0	0	1	2	0	0	2
M9	MARQUETTE	1-0	20	1-6	.167	0-0	.000	0-0	.000	1-0	1	2	0	1	1	0	2
M13	vs. Villanova	1-0	1	0-0	.000	0-0	.000	0-0	.000	0-0	0	0	0	0	0	1	0
M19	at Saint Joseph's	DNP	-	-	-	-	-	-	-	-	-	-	-	-	-	-	-
M24	at Virginia	DNP	-	-	-	-	-	-	-	-	-	-	-	-	-	-	-



Christian Jones

Arlington, Texas/IMG Academy (Fla.)
Redshirt Junior • Forward • 6-7 • 230

2014-2015

Made 20 appearances off the bench ... averaged 1.2 points on 52.6 percent shooting from the field ... recorded 1.2 rebounds per game ... scored a season-high eight points hitting 4-of-6 field goal attempts and grabbed four rebounds against Franklin Pierce (Nov. 17) ... matched a career-high with six rebounds in 17 minutes of action against Fordham (Dec. 14) ... appeared in seven BIG EAST contests.

2013-2014

Redshirted the 2013-14 season.

2012-2013

Appeared in 24 games, including seven starts ... averaged 2.5 points and 1.2 boards in 9.4 minutes per game ... shot 45.2 percent (28-for-62) from the floor ... totaled two points, two rebounds and two blocks in a start against Saint Joseph's (March 19) in the NIT First Round ... scored a career-high 10 points on 5-of-9 shooting and grabbed a career-high six rebounds against then-No. 15/17 Marquette (March 9) ... contributed two points, two rebounds, one assist and one steal in a win against then-No. 20/20 Notre Dame (Jan. 15) ... scored six points and added three rebounds against Holy Cross (Nov. 21) ... totaled eight points and five rebounds at College of Charleston (Nov. 15) ... started and finished with eight points, three assists, one rebound, one block and one steal against Detroit (Nov. 13) in collegiate-debut.

BEFORE ST. JOHN'S

Played one postgraduate season for IMG Academy in Bradenton, Fla. ... averaged 12.0 points and 5.0 rebounds ... helped IMG squad post a 28-2 record in 2011-12 ... one of eight IMG student-athletes to receive scholarships at NCAA Division I programs ... 2012 BIG EAST Rookie of the Year Maurice Harkless trained at IMG before being selected at No. 15 in the 2012 NBA Draft ... coached at IMG Academy by Loren Jackson ... a four-year standout at James Bowie High School in Arlington, Texas ... earned team MVP honors as a senior in 2010-11 ... averaged 15.0 points and 6.0 rebounds per contest that season ... local legend grew after throwing down four dunks in a game against high school rival, Sam Houston ... played summer basketball for Team Texas with former St. John's teammate Jamal Branch.

PERSONAL

Christian Dion Jones ... born in Dallas, Texas ... son of Phyllis Austin and Craig Jones ... has two sisters, Chelsi and Cali, and one brother, Cooper ... majoring in sports management.

CHRISTIAN JONES PROFILE

Favorite pro team: New York Knicks
 Favorite food: Pizza
 Favorite athlete: Carmelo Anthony
 Favorite book: Harry Potter
 Favorite ice cream: Chocolate

CAREER HIGHS

Category	No.	Opponent (Date)
Points	10	vs. Marquette (3/9/13)
FG	5	vs. Marquette (3/9/13)
FGA	9	vs. Marquette (3/9/13)
3FG	-	-
3FGA	1	vs. Butler (1/3/15)
FTM	2	4x, last at Villanova (3/7/15)
FTA	4	2x, last vs. Fordham (12/14/14)
Rebounds	6	2x, last vs. Fordham (12/14/14)
Assists	3	vs. Detroit (11/13/12)
Blocks	2	at Saint Joseph's (3/19/13)
Steals	1	5x, last vs. NJIT (11/14/14)
Minutes	29	vs. Detroit (11/13/12)



Jones Career Statistics

Year	G-GS	Min-Avg	FG-A	Pct.	3FG-A	Pct.	FT-A	Pct.	Off-Def	Reb-Avg	PF-O	Ast	TO	Blk	Stl	Pts-Avg
2012-13	24-7	225-9.4	28-62	.452	0-0	.000	5-14	.357	6-23	29-1.2	22-0	8	11	6	4	61-2.5
2013-14	DNP	-	-	-	-	-	-	-	-	-	-	-	-	-	-	-
2014-15	20-0	124-6.2	10-19	.526	0-1	.000	4-6	.667	8-16	24-1.2	11-0	0	4	1	1	24-1.2
Totals	44-7	349-7.9	38-81	.469	0-1	.000	9-20	.450	14-39	53-1.2	33-0	8	15	7	5	85-1.9

Jones BIG EAST Career Statistics

Year	GP-GS	Min-Avg	FG-A	Pct	3FG-A	Pct	FT-A	Pct	Off-Def	Reb-Avg	PF-FO	Ast	TO	Blk	Stl	Pts-Avg
2012-13	10-0	53-5.3	9-15	.600	0-0	.000	1-4	.250	3-6	9-0.9	9-0	1	2	1	2	19-1.9
2013-14	DNP	-	-	-	-	-	-	-	-	-	-	-	-	-	-	-
2014-15	7-0	37-5.3	1-3	.333	0-1	.000	2-2	1.000	2-2	4-0.6	5-0	0	2	0	0	4-0.6
Totals	17-0	90-5.3	10-18	.556	0-1	.000	3-6	.500	5-8	13-0.8	14-0	1	4	1	2	23-1.4





2014-15 Game-By-Game Statistics

Date	Opponent	G-GS	Min	FG-A	Pct	3FG-A	Pct	FT-A	Pct	Off-Def	Reb	PF	Ast	TO	Blk	Stl	Pts
N14	NIJT	1-0	11	2-2	1.000	0-0	.000	0-0	.000	0-2	2	1	0	0	0	1	4
N17	FRANKLIN PIERCE	1-0	11	4-6	.667	0-0	.000	0-0	.000	0-4	4	2	0	1	1	0	8
N19	LIU BROOKLYN	1-0	2	0-0	.000	0-0	.000	0-0	.000	0-0	0	0	0	0	0	0	0
N26	MINNESOTA	1-0	9	1-2	.500	0-0	.000	0-0	.000	0-1	1	1	0	1	0	0	2
N28	No. 10/8 GONZAGA	1-0	8	0-1	.000	0-0	.000	0-0	.000	0-0	0	0	0	0	0	0	0
D2	NIAGARA	1-0	3	1-1	1.000	0-0	.000	0-0	.000	1-1	2	1	0	0	0	0	2
D6	at Syracuse	DNP	-	-	-	-	-	-	-	-	-	-	-	-	-	-	-
D10	FAIRLEIGH DICKINSON	1-0	2	0-0	.000	0-0	.000	0-0	.000	0-0	0	0	0	0	0	0	0
D14	FORDHAM	1-0	17	0-1	.000	0-0	.000	2-4	.500	2-4	6	1	0	0	0	0	2
D19	SAINT MARY'S	1-0	3	0-0	.000	0-0	.000	0-0	.000	0-0	0	0	0	0	0	0	0
D22	LONG BEACH STATE	1-0	1	1-1	1.000	0-0	.000	0-0	.000	0-0	0	0	0	0	0	0	2
D28	vs. Tulane	1-0	9	0-0	.000	0-0	.000	0-0	.000	2-2	4	0	0	0	0	0	0
D31	at Seton Hall	DNP	-	-	-	-	-	-	-	-	-	-	-	-	-	-	-
J3	BUTLER	1-0	9	0-1	.000	0-1	.000	0-0	.000	0-1	1	0	0	0	0	0	0
J6	No. 8/8 VILLANOVA	1-0	6	0-1	.000	0-0	.000	0-0	.000	0-0	0	1	0	1	0	0	0
J14	at Providence	DNP	-	-	-	-	-	-	-	-	-	-	-	-	-	-	-
J18	at DePaul	DNP	-	-	-	-	-	-	-	-	-	-	-	-	-	-	-
J21	MARQUETTE	DNP	-	-	-	-	-	-	-	-	-	-	-	-	-	-	-
J25	No. 5/6 DUKE	DNP	-	-	-	-	-	-	-	-	-	-	-	-	-	-	-
J28	at Creighton	DNP	-	-	-	-	-	-	-	-	-	-	-	-	-	-	-
J31	PROVIDENCE	DNP	-	-	-	-	-	-	-	-	-	-	-	-	-	-	-
F3	at No. 22/22 Butler	1-0	4	1-1	1.000	0-0	.000	0-0	.000	1-0	1	0	0	0	0	0	2
F7	CREIGHTON	1-0	1	0-0	.000	0-0	.000	0-0	.000	0-0	0	1	0	0	0	0	0
F11	DEPAUL	DNP	-	-	-	-	-	-	-	-	-	-	-	-	-	-	-
F14	at Xavier	DNP	-	-	-	-	-	-	-	-	-	-	-	-	-	-	-
F17	at Georgetown	1-0	2	0-0	.000	0-0	.000	0-0	.000	0-0	0	0	0	0	0	0	0
F21	SETON HALL	1-0	0+	0-0	.000	0-0	.000	0-0	.000	0-0	0	0	0	0	0	0	0
F23	XAVIER	DNP	-	-	-	-	-	-	-	-	-	-	-	-	-	-	-
F28	GEORGETOWN	DNP	-	-	-	-	-	-	-	-	-	-	-	-	-	-	-
M4	at Marquette	DNP	-	-	-	-	-	-	-	-	-	-	-	-	-	-	-
M7	at No. 4/4 Villanova	1-0	15	0-0	.000	0-0	.000	2-2	1.000	1-1	2	3	0	1	0	0	2
M12	PROVIDENCE	1-0	1	0-1	.000	0-0	.000	0-0	.000	1-0	1	0	0	0	0	0	0
M20	vs. San Diego State	1-0	10	0-1	.000	0-0	.000	0-0	.000	0-0	0	0	0	0	0	0	0

2013-14 Game-By-Game Statistics

Date	Opponent	G-GS	Min	FG-A	Pct	3FG-A	Pct	FT-A	Pct	Off-Def	Reb	PF	Ast	TO	Blk	Stl	Pts
N8	vs. Wisconsin	DNP	-	-	-	-	-	-	-	-	-	-	-	-	-	-	-
N15	WAGNER	DNP	-	-	-	-	-	-	-	-	-	-	-	-	-	-	-
N19	BUCKNELL	DNP	-	-	-	-	-	-	-	-	-	-	-	-	-	-	-
N22	MONMOUTH	DNP	-	-	-	-	-	-	-	-	-	-	-	-	-	-	-
N26	LONGWOOD	DNP	-	-	-	-	-	-	-	-	-	-	-	-	-	-	-
N29	vs. Penn State	DNP	-	-	-	-	-	-	-	-	-	-	-	-	-	-	-
N30	vs. Georgia Tech	DNP	-	-	-	-	-	-	-	-	-	-	-	-	-	-	-
D7	FORDHAM	DNP	-	-	-	-	-	-	-	-	-	-	-	-	-	-	-
D15	SYRACUSE	DNP	-	-	-	-	-	-	-	-	-	-	-	-	-	-	-
D18	SAN FRANCISCO	DNP	-	-	-	-	-	-	-	-	-	-	-	-	-	-	-
D21	YOUNGSTOWN STATE	DNP	-	-	-	-	-	-	-	-	-	-	-	-	-	-	-
D28	vs. Columbia	DNP	-	-	-	-	-	-	-	-	-	-	-	-	-	-	-
D31	at Xavier	DNP	-	-	-	-	-	-	-	-	-	-	-	-	-	-	-
J4	at Georgetown	DNP	-	-	-	-	-	-	-	-	-	-	-	-	-	-	-
J11	VILLANOVA	DNP	-	-	-	-	-	-	-	-	-	-	-	-	-	-	-
J14	at DePaul	DNP	-	-	-	-	-	-	-	-	-	-	-	-	-	-	-
J16	PROVIDENCE	DNP	-	-	-	-	-	-	-	-	-	-	-	-	-	-	-
J18	DARTMOUTH	DNP	-	-	-	-	-	-	-	-	-	-	-	-	-	-	-
J23	SETON HALL	DNP	-	-	-	-	-	-	-	-	-	-	-	-	-	-	-
J25	at Butler	DNP	-	-	-	-	-	-	-	-	-	-	-	-	-	-	-
J28	at Creighton	DNP	-	-	-	-	-	-	-	-	-	-	-	-	-	-	-
F1	MARQUETTE	DNP	-	-	-	-	-	-	-	-	-	-	-	-	-	-	-
F4	at Providence	DNP	-	-	-	-	-	-	-	-	-	-	-	-	-	-	-
F9	CREIGHTON	DNP	-	-	-	-	-	-	-	-	-	-	-	-	-	-	-
F13	at Seton Hall	DNP	-	-	-	-	-	-	-	-	-	-	-	-	-	-	-
F16	GEORGETOWN	DNP	-	-	-	-	-	-	-	-	-	-	-	-	-	-	-
F18	BUTLER	DNP	-	-	-	-	-	-	-	-	-	-	-	-	-	-	-
F22	at Villanova	DNP	-	-	-	-	-	-	-	-	-	-	-	-	-	-	-
F25	XAVIER	DNP	-	-	-	-	-	-	-	-	-	-	-	-	-	-	-
M2	DEPAUL	DNP	-	-	-	-	-	-	-	-	-	-	-	-	-	-	-
M8	at Marquette	DNP	-	-	-	-	-	-	-	-	-	-	-	-	-	-	-
M13	vs. Providence	DNP	-	-	-	-	-	-	-	-	-	-	-	-	-	-	-
M18	vs. Robert Morris	DNP	-	-	-	-	-	-	-	-	-	-	-	-	-	-	-

2012-13 Game-By-Game Statistics

Date	Opponent	G-GS	Min	FG-A	Pct	3FG-A	Pct	FT-A	Pct	Off-Def	Reb	PF	Ast	TO	Blk	Stl	Pts
N13	DETROIT	1-1	29	3-6	.500	0-0	.000	2-4	.500	0-1	1	2	3	0	1	1	8
N15	at Charleston	1-1	17	3-7	.429	0-0	.000	2-3	.667	0-5	5	1	1	0	1	0	8
N16	vs. Murray State	1-1	21	2-5	.400	0-0	.000	0-0	.000	2-2	4	1	1	3	0	0	4
N18	vs. Baylor	1-1	13	1-2	.500	0-0	.000	0-0	.000	0-2	2	1	1	1	0	0	2
N21	HOLY CROSS	1-1	14	3-4	.500	0-0	.000	0-1	.000	0-3	3	1	1	2	0	0	6
N24	FLORIDA GULF COAST	1-1	12	2-3	.667	0-0	.000	0-1	.000	0-0	0	0	0	1	0	0	4
N29	SOUTH CAROLINA	1-0	7	0-3	.000	0-0	.000	0-0	.000	0-0	0	1	0	0	1	1	0
D1	NIJT	DNP	-	-	-	-	-	-	-	-	-	-	-	-	-	-	-
D4	at San Francisco	1-0	5	0-1	.000	0-0	.000	0-0	.000	0-1	1	0	0	0	0	0	0
D8	FORDHAM	1-0	11	1-4	.000	0-0	.000	0-0	.000	0-0	0	1	0	0	0	0	2
D15	ST. FRANCIS (N.Y.)	1-0	8	1-3	.333	0-0	.000	0-0	.000	0-0	0	4	0	0	0	0	2
D21	UNC ASHEVILLE	1-0	2	0-0	.000	0-0	.000	0-0	.000	0-0	0	0	0	0	0	0	0
J2	at Villanova	DNP	-	-	-	-	-	-	-	-	-	-	-	-	-	-	-
J5	at Cincinnati	DNP	-	-	-	-	-	-	-	-	-	-	-	-	-	-	-
J9	RUTGERS	DNP	-	-	-	-	-	-	-	-	-	-	-	-	-	-	-
J12	GEORGETOWN	DNP	-	-	-	-	-	-	-	-	-	-	-	-	-	-	-
J15	NOTRE DAME	1-0	8	1-1	1.000	0-0	.000	0-0	.000	1-1	2	1	1	1	0	1	2
J19	at DePaul	1-0	3	1-1	1.000	0-0	.000	0-0	.000	0-0	0	0	0	0	0	0	2
J23	at Rutgers	1-0	3	0-1	.000	0-0	.000	0-0	.000	0-0	0	0	0	0	0	0	0
J27	SETON HALL	DNP	-	-	-	-	-	-	-	-	-	-	-	-	-	-	-
J30	DE PAUL	1-0	3	1-1	1.000	0-0	.000	0-0	.000	0-0	0	1	0	0	1	0	2
F2	at Georgetown	1-0	4	0-1	.000	0-0	.000	1-2	.500	0-1	1	1	0	0	0	0	1
F6	CONNECTICUT	1-0	5	1-1	1.000	0-0	.000	0-0	.000	0-0	0	1	0	0	0	0	2
F10	at Syracuse	1-0	1	0-0	.000	0-0	.000	0-0	.000	0-0	0	0	0	0	0	0	0
F14	at Louisville	DNP	-	-	-	-	-	-	-	-	-	-	-	-	-	-	-
F20	USF	DNP	-	-	-	-	-	-	-	-	-	-	-	-	-	-	-
F24	PITT	DNP	-	-	-	-	-	-	-	-	-	-	-	-	-	-	-
M2	at Providence	1-0	2	0-0	.000	0-0	.000	0-0	.000	0-0	0	0	0	0	0	0	0
M5	at Notre Dame	1-0	4	0-0	.000	0-0	.000	0-0	.000	0-0	0	1	0	0	0	0	0
M9	MARQUETTE	1-0	20	5-9	.556	0-0	.000	0-2	.000	2-4	6	4	0	1	0	1	10
M13	vs. Villanova	1-0	8	2-2	1.000	0-0	.000	0-1	.000	1-1	2	1	0	0	0	0	4
M19	at Saint Joseph's	1-1	19	1-5	.200	0-0	.000	0-0	.000	0-2	2	0	0	2	2	0	2
M24	at Virginia	1-0	6	0-2	.000	0-0	.000	0-0	.000	0-0	0	0	0	0	0	0	0



Darien Williams

San Francisco, Calif./City College of San Francisco
Junior • Forward • 6-8 • 225

2014-2015 (CITY COLLEGE OF SAN FRANCISCO)

Attended the City College of San Francisco ... sat out 2014-2015 season recovering from an injury.

2013-2014 (IOWA WESTERN COMMUNITY COLLEGE)

Lettered at Iowa Western Community College in Council Bluffs, Iowa, playing for head coach Jim Morris ... averaged team-high 16.1 points and 6.7 rebounds per game ... earned All-Region XI honors and ICCAC Academic All-Region XI honors after helping team post a 23-8 overall record and earn a No. 3 national ranking during the season ... scored double-figures in 21 games shooting 51.2 percent from the field and 41.1 percent from 3-point range ... recorded a season-high 37 points on 15-of-28 shooting at State Fair (Dec. 3) ... registered 10 20+ point performances ... scored 26 points shooting 8-of-12 from the floor and 10-of-14 at the free-throw line versus Dakota (Nov. 9) ... posted 21 points against Missouri State-West

DARIEN WILLIAMS PROFILE

Favorite book: Harry Potter
 Favorite meal: Anything vegan
 Favorite song: "Imperial March"
 Favorite color: Magenta
 Nickname: D-Will

Plains (Nov. 16) ... posted 20 points on 7-of-9 shooting versus Colby (Dec. 6) ... had 20 points, converting 4-of-4 attempts from 3-point territory versus Bluffs City Arkansas (Jan. 3) ... recorded four straight 20+ point games from Jan. 11 to Jan. 29 ... registered 26 points on 10-of-19 shooting against State Fair (Feb. 4).

BEFORE COLLEGE


Attended St. John Bosco in Bellflower, Calif., where he played for head coach Derrick Taylor ... helped lead his high school team to the 2013 California Interscholastic Federation Southern Section (CIFSS) Championship as a senior ... earned All-Area honors at St. John Bosco.

PERSONAL

Darien Ishmael Williams ... born in San Francisco, Calif. ... son of Lorna Wise ... has four brothers, D'Lorien, Jaleun, Christian, Kellen majoring in communication arts.







Amar Alibegovic

Rome, Italy/Istituto Tecnico Minerva
Sophomore • Forward • 6-9 • 235

2014-2015

Appeared in 24 games, making two starts ... averaged 1.5 points and 1.5 rebounds per game ... saw action in 15 BIG EAST contests, averaging 11.1 minutes in conference games ...

scored a career-high seven points, hitting 3-of-4 field goal attempts against Creighton (Feb. 7) ... grabbed a season-best five rebounds at DePaul (Jan. 18) and at Xavier (Feb. 14) ... made back-to-back starts against Seton Hall (Feb. 21) and Xavier (Feb. 23).

AMAR ALIBEGOVIC PROFILE

Favorite meal: Lasagna
 Favorite music: Hip-Hop/Blues
 Favorite pro team: New York Knicks
 Favorite movie: "Inception"
 Favorite actor: Leonardo DiCaprio

BEFORE ST. JOHN'S

Ranked as the No. 41 prospect in the 1995 age group in Europe ... named to the preliminary 23-man roster for the Bosnia and Herzegovina Senior National Team in advance of the EuroBasket 2015 Second Qualifying Round ... helped Bosnia and Herzegovina finish 8-0 and win the 2014 U20 European Championship Division B ... posted three double-figure games and averaged 5.1 points on 54.8 percent shooting to go with 2.8 rebounds as part of championship run for U20 squad ... averaged 6.0 points on 56.3 percent shooting and grabbed 3.3 boards in stint with Stella Azzurra junior squad in Italy.

PERSONAL

Amar Alibegovic ... born in Corvallis, Ore. ... son of Teoman and Lejla Alibegovic ... has two siblings, Mirza and Denis ... father, Teoman, played with Gary Payton at Oregon State and helped guide Beavers to consecutive NCAA Tournament appearances in 1988-89 and 1989-90 ... maternal grandfather Refik Muftic was a world-class goalkeeper from Bosnia-Herzegovina, played eight years with FK Sarajevo, and made both Champions League and Europa League appearances ... majoring in English.



CAREER HIGHS

Category	No.	Opponent (Date)
Points	7	vs. Creighton (2/7/15)
FG	3	vs. Creighton (2/7/15)
FGA	5	2x, last at Georgetown (2/17/15)
3FG	1	6x, last vs. Providence (3/12/15)
3FGA	3	2x, last at Georgetown (2/17/15)
FTM	1	vs. Long Beach State (12/22/14)
FTA	2	3x, last at Georgetown (2/17/15)
Rebounds	5	2x, last at Xavier (2/14/15)
Assists	1	3x, last at Xavier (2/14/15)
Blocks	1	3x, last at Villanova (3/7/15)
Steals	2	at Xavier (2/14/15)
Minutes	18	at Georgetown (2/17/15)

Alibegovic Career Statistics

Year	G-GS	Min-Avg	FG-A	Pct.	3FG-A	Pct.	FT-A	Pct.	Off-Def	Reb-Avg	PF-O	Ast	TO	Blk	Stl	Pts-Avg
2014-15	24-2	201-8.4	15-43	.349	6-26	.231	1-7	.143	13-24	37-1.5	42-0	3	9	3	4	37-1.5
Totals	24-2	201-8.4	15-43	.349	6-26	.231	1-7	.143	13-24	37-1.5	42-0	3	9	3	4	37-1.5

Alibegovic BIG EAST Career Statistics

Year	GP-GS	Min-Avg	FG-A	Pct	3FG-A	Pct	FT-A	Pct	Off-Def	Reb-Avg	PF-FO	Ast	TO	Blk	Stl	Pts-Avg
2014-15	15-2	167-11.1	12-33	.364	3-16	.188	0-5	.000	12-20	32-2.1	33-0	2	5	2	4	27-1.8
Totals	15-2	167-11.1	12-33	.364	3-16	.188	0-5	.000	12-20	32-2.1	33-0	2	5	2	4	27-1.8



2014-15 Game-By-Game Statistics

Date	Opponent	G-GS	Min	FG-A	Pct	3FG-A	Pct	FT-A	Pct	Off-Def	Reb	PF	Ast	TO	Blk	Stl	Pts
N14	NIJT	1-0	4	0-0	.000	0-0	.000	0-0	.000	0-0	0-0	2	0	2	0	0	0
N17	FRANKLIN PIERCE	DNP	-	-	-	-	-	-	-	-	-	-	-	-	-	-	-
N19	LIU BROOKLYN	DNP	-	-	-	-	-	-	-	-	-	-	-	-	-	-	-
N26	MINNESOTA	DNP	-	-	-	-	-	-	-	-	-	-	-	-	-	-	-
N28	No. 10/8 GONZAGA	DNP	-	-	-	-	-	-	-	-	-	-	-	-	-	-	-
D2	NIAGARA	1-0	4	1-2	.500	1-2	.500	0-0	.000	0-0	0	2	0	1	1	0	3
D6	at Syracuse	1-0	4	0-0	.000	0-0	.000	0-0	.000	0-0	0	1	0	0	0	0	0
D10	FAIRLEIGH DICKINSON	DNP	-	-	-	-	-	-	-	-	-	-	-	-	-	-	-
D14	FORDHAM	1-0	5	0-1	.000	0-1	.000	0-0	.000	0-1	1	1	0	1	0	0	0
D19	SAINT MARY'S	DNP	-	-	-	-	-	-	-	-	-	-	-	-	-	-	-
D22	LONG BEACH STATE	1-0	1	0-0	.000	0-0	.000	1-2	.500	0-0	0	1	1	0	0	0	1
D28	vs. Tulane	1-0	6	1-3	.333	1-3	.333	0-0	.000	0-2	2	0	0	0	0	0	3
D31	at Seton Hall	DNP	-	-	-	-	-	-	-	-	-	-	-	-	-	-	-
J3	BUTLER	DNP	-	-	-	-	-	-	-	-	-	-	-	-	-	-	-
J6	No. 8/8 VILLANOVA	1-0	1	0-0	.000	0-0	.000	0-0	.000	0-0	0	0	0	0	0	0	0
J14	at Providence	1-0	14	2-2	1.000	0-0	.000	0-0	.000	0-2	2	3	1	0	1	0	4
J18	at DePaul	1-0	16	1-5	.200	0-2	.000	0-0	.000	2-3	5	3	0	0	0	1	2
J21	MARQUETTE	1-0	8	0-1	.000	0-1	.000	0-0	.000	0-3	3	4	0	1	0	0	0
J25	No. 5/6 DUKE	1-0	1	0-0	.000	0-0	.000	0-0	.000	0-0	0	0	0	0	0	0	0
J28	at Creighton	1-0	17	2-3	.667	1-1	1.000	0-2	.000	2-1	3	1	0	0	0	1	5
J31	PROVIDENCE	1-0	9	0-2	.000	0-0	.000	0-0	.000	0-1	1	0	0	0	0	0	0
F3	at No. 22/22 Butler	1-0	8	0-2	.000	0-1	.000	0-0	.000	1-1	2	2	0	1	0	0	0
F7	CREIGHTON	1-0	15	3-4	.750	1-2	.500	0-0	.000	1-0	1	3	0	1	0	0	7
F11	DEPAUL	1-0	10	1-2	.500	0-1	.000	0-1	.000	3-1	4	2	0	1	0	0	2
F14	at Xavier	1-0	13	1-3	.333	0-2	.000	0-0	.000	1-4	5	3	1	0	0	2	2
F17	at Georgetown	1-0	18	2-5	.400	1-3	.333	0-2	.000	0-1	1	3	0	0	0	0	5
F21	SETON HALL	1-1	9	0-1	.000	0-1	.000	0-0	.000	1-0	1	1	0	0	0	0	0
F23	XAVIER	1-1	6	0-2	.000	0-1	.000	0-0	.000	0-1	1	2	0	0	0	0	0
F28	GEORGETOWN	DNP	-	-	-	-	-	-	-	-	-	-	-	-	-	-	-
M4	at Marquette	1-0	8	0-0	.000	0-0	.000	0-0	.000	1-1	2	4	0	0	0	0	0
M7	at No. 4/4 Villanova	1-0	15	0-1	.000	0-1	.000	0-0	.000	0-1	1	2	0	1	1	0	0
M12	PROVIDENCE	1-0	3	1-2	.500	1-2	.500	0-0	.000	0-1	1	0	0	0	0	0	3
M20	vs. San Diego State	1-0	6	0-2	.000	0-2	.000	0-0	.000	1-0	1	2	0	0	0	0	0



Tariq Owens

Odenton, Md./Tennessee

Sophomore • Forward • 6-10 • 190

2015-2016

Will redshirt the 2015-2016 season per NCAA transfer requirements.

2014-2015 (TENNESSEE)

Appeared in 28

games ... started five contests and was first off the bench six times ... averaged 7.6 minutes per game and tied for third on the team in blocks (13), including eight in SEC contests ... averaged 1.2 points and 1.1 rebounds for the season ... led team in blocks five times ... started four of 17 SEC appearances, averaging 1.3 points and 1.2 rebounds in conference games ... scored a season-high seven points and had three rebounds in the SEC Tournament quarterfinals against Arkansas (March 13) ... recorded six points, three rebounds and one block in a start at LSU (March 4) ... had five points, three rebounds and one block against top-ranked Kentucky (Feb. 17) ... recorded four points, two rebounds and one block in first SEC start against Mississippi State (Feb. 3) ... made first-career start against Kansas State in the SEC/Big 12 Challenge (Dec. 6) ... college debut came against VCU (Nov. 14) at the Veterans Classic.

BEFORE COLLEGE

A four-star, top-100 prospect ... spent post-graduate year at Mt. Zion Prep School in Baltimore, where he was coached by Rodrick Harrison ... rated the eighth-best prospect in the state of Maryland ... attended St. Vincent Pallotti High School in Laurel, Md., before enrolling at Mt. Zion ... played AAU ball for the Baltimore's Finest program.

PERSONAL

Tariq Amir Owens ... born in Utica, N.Y. ... son of Renard and Cassandra Owens ... has two sisters, Napheissa and Sadiyyah ... majoring in sport management.

TARIQ OWENS PROFILE

Favorite athlete: Michael Jordan

Favorite dessert: Strawberry Caramel Cheesecake


Favorite TV show: "Chappelle's Show"

Favorite actor: Denzel Washington

Favorite candy: Rolo

CAREER HIGHS

Category	No.	Opponent (Date)
Points	7	vs. Arkansas (3/13/15)
FG	3	at LSU (3/4/15)
FGA	6	at LSU (3/4/15)
3FG	-	-
3FGA	-	-
FTM	3	2x, last vs. Arkansas (3/13/15)
FTA	4	2x, last vs. Arkansas (3/13/15)
Rebounds	3	5x, last vs. Arkansas (3/13/15)
Assists	1	3x, last vs. Mississippi State (1/7/15)
Blocks	1	13x, last at LSU (3/4/15)
Steals	2	at Florida (2/28/15)
Minutes	15	at LSU (3/4/15)



Owens Career Statistics

Year	G-GS	Min-Avg	FG-A	Pct.	3FG-A	Pct.	FT-A	Pct.	Off-Def	Reb-Avg	PF-O	Ast	TO	Blk	Stl	Pts-Avg
2014-15	28-5	214-7.6	12-34	.353	0-0	.000	10-19	.526	14-17	31-1.1	40-0	3	11	13	5	34-1.2
Totals	28-5	214-7.6	12-34	.353	0-0	.000	10-19	.526	14-17	31-1.1	40-0	3	11	13	5	34-1.2



2014-15 Game-By-Game Statistics (Tennessee)

Date	Opponent	G-GS	Min	FG-A	Pct	3FG-A	Pct	FT-A	Pct	Off-Def	Reb	PF	Asst	TO	Blk	Stl	Pts
N14	vs. VCU	1-0	1	0-0	.000	0-0	.000	0-0	.000	0-0	0	0	0	0	0	1	0
N20	TEXAS SOUTHERN	1-0	6	0-2	.000	0-0	.000	1-2	.500	1-0	1	1	0	0	1	0	1
N28	vs Kansas	1-0	9	0-0	.000	0-0	.000	0-0	.000	0-1	1	2	0	1	0	0	0
D6	KANSAS STATE	1-0	11	0-3	.000	0-0	.000	0-0	.000	0-1	1	2	1	0	1	1	0
D14	BUTLER	1-0	4	1-1	1.000	0-0	.000	0-0	.000	0-0	0	0	0	0	1	0	2
D17	at NC State	1-0	7	0-1	.000	0-0	.000	0-2	.000	1-2	3	2	0	0	1	0	0
D19	TENNESSEE TECH	1-0	13	0-0	.000	0-0	.000	0-0	.000	1-1	2	0	1	0	1	0	0
D22	MERCER	1-0	6	0-0	.000	0-0	.000	0-0	.000	0-0	0	0	0	0	0	0	0
D27	TENNESSEE STATE	1-0	6	1-1	1.000	0-0	.000	0-0	.000	0-1	1	1	0	1	0	0	2
J7	at Mississippi State	1-0	13	0-0	.000	0-0	.000	3-4	.750	1-2	3	4	1	1	1	0	3
J10	ALABAMA	1-0	6	0-0	.000	0-0	.000	0-0	.000	0-0	0	1	0	1	0	0	0
J13	ARKANSAS	1-0	4	0-1	.000	0-0	.000	0-0	.000	0-0	0	2	0	1	1	0	0
J17	at Mizzou	1-0	0	0-0	.000	0-0	.000	0-0	.000	0-0	0	0	0	0	1	0	0
J20	at South Carolina	1-0	2	0-1	.000	0-0	.000	0-0	.000	0-0	0	0	0	1	0	0	0
J27	at Arkansas	1-0	11	0-0	.000	0-0	.000	0-0	.000	0-3	3	3	0	2	0	0	0
J31	AUBURN	1-0	11	0-1	.000	0-0	.000	2-2	1.000	0-1	1	3	0	0	0	0	2
F3	MISSISSIPPI STATE	1-1	10	2-2	1.000	0-0	.000	0-1	.000	1-1	2	4	0	0	1	0	4
F7	at Georgia	1-1	14	0-0	.000	0-0	.000	0-0	.000	0-0	0	1	0	0	1	1	0
F11	at Vanderbilt	1-0	7	0-0	.000	0-0	.000	0-0	.000	0-0	0	2	0	0	0	0	0
F14	LSU	1-0	7	0-2	.000	0-0	.000	0-0	.000	1-0	1	1	0	0	1	0	0
F17	KENTUCKY	1-0	8	2-3	.667	0-0	.000	1-1	1.000	2-1	3	0	0	1	1	0	5
F21	at Ole Miss	1-0	3	0-0	.000	0-0	.000	0-0	.000	0-0	0	0	0	0	0	0	0
F26	VANDERBILT	1-0	2	0-0	.000	0-0	.000	0-0	.000	1-1	2	1	0	0	0	0	0
F28	at Florida	1-0	11	1-2	.500	0-0	.000	0-0	.000	0-1	1	3	0	0	0	2	2
M4	at LSU	1-1	15	3-6	.500	0-0	.000	0-1	.000	2-1	3	3	0	1	1	0	6
M7	SOUTH CAROLINA	1-1	12	0-2	.000	0-0	.000	0-2	.000	0-1	1	0	0	0	0	0	0
M12	vs Vanderbilt	1-0	4	0-1	.000	0-0	.000	0-0	.000	0-0	0	2	0	0	0	0	0
M13	vs Arkansas	1-0	11	2-5	.400	0-0	.000	3-4	.750	3-0	3	2	0	1	0	0	7



Malik Ellison

Voorhees, N.J./Life Center Academy (N.J.)

Freshman • Guard • 6-6 • 205

BEFORE ST. JOHN'S

A 2015 graduate of Life Center Academy in Burlington, N.J., where he played three years for his father Pervis Ellison ... rated No. 45 for his position and No. 10 prospect out of New Jersey by national recruiting services for the Class of 2015 ... a two-year team captain at Life Center Academy (N.J.) ... averaged 20 points, seven rebounds and four assists as a senior to draw attention from high major programs ... had a breakout performance at the Spalding Hoophall Classic in Springfield, Mass., scoring a game-high 28 points and four steals to lead Life Center to a 60-54 victory over Orangeville Prep ... member of AAU team We-R1 whose alumni also include current BIG EAST players Ben Bental (Providence), Traci Carter (Marquette) and Tim Delaney (Villanova).

MALIK ELLISON PROFILE

Favorite dessert: Apple pie
Favorite athlete: Russell Westbrook
Favorite hobby: Making music
Favorite TV show: Everybody Hates Chris
Favorite team: Philadelphia 76ers

PERSONAL

Malik Ellison ... born in Washington, D.C. ... son of Pervis and Timi Ellison ... has two sisters, Seattle and Aja ... father, Pervis, was the No. 1 overall pick in the 1989 NBA Draft by the Sacramento Kings and played for Washington Bullets, Boston Celtics and Seattle SuperSonics during his NBA career (1989-2000) ... he lettered four years at Louisville and led the Cardinals a National Championship in 1986 and was named the Most Outstanding Player of the Final Four ... mother, Timi, ran track at Maryland ... sister, Aja, is currently a member of the women's basketball team at Maryland and was part of the Terrapins run to the 2015 Final Four ... sister, Seattle, attends Howard where she competes on the University's track & field program ... majoring in liberal studies.





Marcus LoVett

Fort Wayne, Ind./Morgan Park (Ill.)
Freshman • Guard • 6-0 • 180

BEFORE ST. JOHN'S

A four-star, consensus top-25 point guard who attended Morgan Park High School in Chicago ... projected No. 23 on SI.com's college basketball freshmen scorers list ...

earned First Team All-State honors from the Chicago Tribune as a senior ... finished fourth in the statewide vote for Mr. Basketball in 2015 after averaging approximately 25 points, eight rebounds and seven assists ... led Morgan Park to a third place finish at the state tournament in 2015 and set an Illinois Class 3A playoff record by scoring 45 points on 20-of-27 shooting in the semifinals ... attended high school in California during his three years

MARCUS LOVETT PROFILE

Favorite meal: Fettuccine Chicken Alfredo
 Favorite athlete: Allen Iverson
 Favorite movie: "He Got Game"
 Favorite ice cream: Cookies and Cream
 Favorite actor: Will Smith

prior to Morgan Park ... lettered two seasons at Providence High School in Burbank, Calif., where he averaged over 30 points per game ... spent junior season at San Gabriel Academy in San Gabriel, Calif. ... received the 2014 Wooden High School Player of the Year Award for CIFSS Division V after averaging approximately 22 points and six assists ... member of AAU team Dream Vision playing for head coach Clayton Williams.

PERSONAL

Marcus LoVett, Jr. ... born in Fort Wayne, Ind. ... son of Marcus and Siria LoVett ... has a brother, Zekiah, and three sisters, Jyah, Nephesh and Xhanea ... majoring in liberal studies.





Federico Mussini

Reggio Emilia, Italy/Liceo Scientifico Aldo Moro
Freshman • Guard • 6-1 • 160

BEFORE ST. JOHN'S

Rated the No. 13 prospect in the 1996 age group in Europe ... competed for Pallacanestro Reggiana of the Italian League's first division ... averaged 8.2 points in 10 appearances at the 2015 EuroCup ... member of Pallacanestro Reggiana's 2013-14 EuroChallenge Championship team ... a 2015 graduate of Liceo Scientifico Aldo Moro in Reggio Emilia, Italy ... competed for the World Select Team at the 2015 Nike Hoops Summit in Portland, Ore., recording nine points and three assists in a victory over Team USA ... participated in Basketball without Borders Europe in 2013 for top youth players 19 and under ... won the 3-point shooting contest and was named the Most Valuable Player of

FEDERICO MUSSINI PROFILE

Favorite athlete: Stephen Curry
 Favorite movie: "Jurassic Park"
 Favorite cartoon: Tom and Jerry
 Favorite ice cream: Chocolate
 Favorite professional team: Golden State Warriors

the four-day Basketball without Borders Europe camp ... competed in 2012 Jordan Brand Classic recording a game-high 21 points, four rebounds, four assists and two steals ... a pillar of the Italian youth national program ... helped lead the Under-18 Italian team to a sixth place finish at the European Championships in 2014 ... named to the 2014 European Championships All-Tournament Team after recording a tournament-high 22.6 scoring average and shooting 42.9 percent from long distance to go with 4.0 rebounds, 2.1 assists and 1.4 steals per game ... averaged 14.6 points, 3.8 rebounds and 2.1 assists for the Under-16 team at the 2012 European Championships ... led the 2012 tournament converting 52.2 percent from 3-point range ... consensus No. 19 ranking for his position by CBS 247Sports.com.

PERSONAL

Federico Mussini ... born in Reggio Emilia, Italy ... son of Carlo Mussini and Paola Pifferetti ... has a brother, Francesco ... majoring in sport management.





Elijah Holifield

Atlanta, Ga./Pace Academy

Freshman • Guard • 6-2 • 1810

BEFORE ST. JOHN'S

A 2015 graduate of Pace Academy in Atlanta, Ga., where he played for head coach Demetrius Smith ... two-time captain ... earned team's Most Valuable Player award in 2014 and 2015 ... led Pace Academy to a 27-3 overall record, including a 17-1 conference mark, en route to the Region 6AA Championship and state tournament quarterfinals as a senior ... averaged 18.5 points and 6.0 rebounds per game ... sank the game winning jumper with 2.7 seconds to defeat rival Holy Innocents Episcopal on Jan. 27, 2015 ... played AAU ball for Southern Stampede.

ELIJAH HOLIFIELD PROFILE

Favorite athlete: Tracy McGrady
Favorite dessert: Strawberry shortcake
Favorite professional team: New York Knicks
Favorite movie: "He Got Game"
Favorite cartoon: "SpongeBob SquarePants"

PERSONAL

Elijah Imanuelle Holifield ... born in Norwalk, Conn. ... son of Rick Holifield and Carla Johnson ... has two brothers, Antoine and Caleb ... father, Rick, was selected in the 1988 Major League Baseball draft by the Toronto Blue Jays, and also played for the Philadelphia Phillies, Boston Red Sox, Pittsburgh Pirates and Atlanta Braves organizations ... majoring in adolescent education with a concentration in English.





Kassoum Yakwe

Bamako, Mali/Our Savior New American (N.Y.)
Freshman • Forward • 6-7 • 205

BEFORE ST. JOHN'S

A four-star, top-100 prospect who graduated in 2015 from Our Savior New American in Centereach, N.Y. ... averaged approximately 10 points and five rebounds per game as a senior ... played alongside NCAA

Division I prospects at OSNA, including Cheick Diallo (Kansas), Damon Wilson (Pittsburgh), and Davon Dillard (Oklahoma State) ... member of AAU team PSA Cardinals for head coach Terrance Williams ... named the 2015 Nike Elite Youth Basketball League (EYBL) Regular Season Defensive Player of the Year after averaging 3.1 blocks and 6.3 rebounds

KASSOUM YAKWE PROFILE

Favorite athlete: LeBron James

Favorite ice cream: Vanilla

Favorite professional team: Cleveland Cavaliers

Favorite actor: Jet Li

Favorite candy: Snickers

over 15 games ... received All-Tournament Second Team honors at the EYBL Peach Jam ... averaged 9.2 points shooting 67.9 percent, 11.4 rebounds and 5.0 blocks in five games at the Peach Jam ... selected to the five-member 2015 SLAM Summer All-American Team.

PERSONAL

Kassoum Yakwe ... born in Bandiagara, a small town in the Mopti region of Mali ... son of Yousseouff Yakwe and Eveline Arama ... has two sisters, Aichata and Bintou, and two brothers, Paul and Laya.





Yankuba Sima

Girona, Spain/Elev8 Institute

Freshman • Center • 6-11 • 215

BEFORE ST. JOHN'S

Rated No. 14 in the Class of 2015 for his position by CBS 247 Sports ... projected No. 43 on SI.com's college basketball freshmen scorers list ... represented Spain at the 2015 FIBA Under 19 World Championships in Heraklion, Greece, averaging 9.7 points, 7.3 rebounds and 2.0 blocks over seven games at the tournament ... recorded 10 points and eight rebounds in a win over China (June 27, 2015) ... registered consecutive double-digit rebound performances against Turkey (June 28, 2015) and Argentina (June 30, 2015) with 10 and 11 boards, respectively ... recorded 22 points, eight rebounds and four blocks against Greece (July 3, 2015) in the quarterfinals ... competed for Spain

YANKUBA SIMA PROFILE

Favorite athlete: LeBron James

Favorite musical group: The Black Eyed Peas

Favorite professional team: FC Barcelona

Favorite actress: Megan Fox

Favorite ice cream: Chocolate

at the 2014 Under 18 European Championships in Konya, Turkey ... recorded the highest rebounding average (12.1) of the tournament helping Spain to a fifth place finish ... ranked second in blocks per game (2.1) and double-doubles (6) to go with a 10.9 scoring average through nine games ... posted 17 points, 19 rebounds and blocked a tournament-best six shots against Russia (July 25, 2014) ... turned in a tournament-high 21 rebounds against Greece (July 28, 2014) ... attended Elev8 Institute in Delray Beach, Fla. for his senior year of high school, where he earned All-State Third Team honors from the Florida Association Basketball Coaches/Source Hoops Independent Schools ... previously attended Arlington Country Day High School in Jacksonville, Fla., and the Canarias Basketball Academy in the Canary Islands, Spain.

PERSONAL

Yankuba Sima Fatty ... born in Girona, a city in Spain's northeastern Catalonia region ... son of Abdoulie Sima and Sajo Fatty ... has four brothers, Lamin, Aliu, Ebrima and Ousman, and two sisters, Aya and Hawa.



2014-15 SEASON IN REVIEW



Overall: 21-12 • BIG EAST: 10-8 • Home: 16-5 • Away: 4-6 • Neutral: 1-1

DATE	OPPONENT	RANK	W/L	SCORE	ATTEND	HIGH POINTS	HIGH REBOUNDS	HIGH ASSISTS
Nov. 14	NJIT	- / -	W	77-58	4,703	Jordan (18)	Obekpa (13)	Jordan (5)
Nov. 17	FRANKLIN PIERCE	- / -	W	94-81	3,553	Harrison (31)	Harrison (17)	Branch (6)
								Jordan (6)
Nov. 19	LIU BROOKLYN	- / -	W	66-53	3,733	Pointer (18)	Obekpa (10)	Harrison (2)
								Jordan (2)
								Pointer (2)
Nov. 26	MINNESOTA	RV / RV	W	70-61	5,128	Harrison (19)	Pointer (11)	Jordan (3)
								Pointer (3)
Nov. 28	GONZAGA	10 / 8	L	66-73	5,548	Greene IV (20)	Pointer (9)	Pointer (5)
Dec. 2	NIAGARA	- / -	W	70-57	4,475	Harrison (16)	Harrison (9)	Branch (6)
								Pointer (9)
Dec. 6	at Syracuse	RV / RV	W	69-57	24,884	Harrison (24)	Obekpa (16)	Pointer (5)
Dec. 10	FAIRLEIGH DICKINSON	- / -	W	74-52	4,528	Harrison (26)	Obekpa (12)	Jordan (5)
Dec. 14	FORDHAM	- / -	W	74-53	8,074	Jordan (24)	Jones (6)	Branch (7)
Dec. 19	SAINT MARY'S	- / RV	W	53-47	4,645	Harrison (21)	Pointer (11)	Pointer (5)
Dec. 22	LONG BEACH STATE	- / -	W	66-49	5,014	Greene IV (16)	Harrison (10)	Pointer (7)
						Obekpa (16)		
Dec. 28	vs. Tulane	- / -	W	82-57	6,032	Pointer (24)	Obekpa (8)	Pointer (4)
Dec. 31	• at Seton Hall	- / RV	L	67-78	9,183	Harrison (25)	Branch (7)	Branch (4)
								Pointer (7)
Jan. 3	• BUTLER	- / -	L	69-73	5,602	Harrison (31)	Pointer (8)	Pointer (4)
Jan. 6	• VILLANOVA	8 / 8	L	72-90	8,565	Harrison (25)	Obekpa (5)	Branch (3)
Jan. 14	• at Providence	RV / RV	W	83-70	8,176	Greene IV (20)	Pointer (8)	Harrison (4)
						Harrison (20)		
Jan. 18	• at DePaul	- / -	L	67-71 (OT)	6,243	Greene IV (17)	Alibegovic (5)	Jordan (4)
						Jordan (17)	Greene IV (5)	
								Harrison (5)
Jan. 21	• MARQUETTE	- / -	W	60-57	7,532	Jordan (15)	Pointer (12)	Pointer (6)
						Pointer (15)		
Jan. 25	DUKE	5 / 6	L	68-77	19,812	Pointer (21)	Pointer (10)	Pointer (4)
Jan. 28	• at Creighton	- / -	L	74-77	16,544	Harrison (18)	Pointer (10)	Pointer (6)
Jan. 31	• PROVIDENCE	RV / RV	W	75-66	8,973	Pointer (20)	Obekpa (10)	Pointer (5)
Feb. 3	• at Butler	22 / 22	L	62-85	7,132	Pointer (19)	Pointer (6)	Jordan (4)
Feb. 7	• CREIGHTON	- / -	W	84-66	10,759	Jordan (25)	Harrison (10)	Harrison (6)
Feb. 11	• DE PAUL	- / -	W	86-78	5,040	Harrison (33)	Pointer (11)	Greene (4)
								Jordan (4)
Feb. 14	• at Xavier	RV / -	W	78-70	10,250	Pointer (24)	Alibegovic (5)	Harrison (3)
								Harrison (5)
								Obekpa (5)
								Pointer (5)
Feb. 17	• at Georgetown	RV / RV	L	57-79	8,685	Greene IV (18)	Pointer (8)	Branch (5)
Feb. 21	• SETON HALL	- / -	W	85-72	5,602	Pointer (22)	Pointer (10)	Jordan (6)
Feb. 23	• XAVIER	- / -	W	58-57	6,634	Harrison (20)	Pointer (9)	Jordan (6)
Feb. 28	• GEORGETOWN	RV / RV	W	81-70	13,615	Greene IV (26)	Greene IV (7)	Harrison (3)
								Pointer (7)
March 4	• at Marquette	- / -	W	67-51	14,201	Jordan (23)	Pointer (13)	Pointer (7)
March 7	• at Villanova	4 / 4	L	68-105	19,161	Jordan (21)	Harrison (4)	Jordan (8)
								Pointer (4)
March 12	PROVIDENCE	RV / RV	L	57-74	15,197	Jordan (18)	Obekpa (9)	Branch (2)
March 20	vs. San Diego State	- / RV	L	64-76	16,945	Pointer (21)	Pointer (10)	Harrison (2)
								Pointer (2)

OVERALL RECORD:	OVERALL	HOME	AWAY	NEUTRAL
ALL GAMES	21-12	16-5	4-6	1-1
CONFERENCE	10-8	7-2	3-6	0-0
NON-CONFERENCE	11-4	9-3	1-0	1-1

/---TOTAL---/---3-PTS---/															/---REBOUNDS---/														
##	Player	GP	GS	Min	Avg	FG	FGA	Pct	3FG	FGA	Pct	FT	FTA	Pct	Off	Def	Tot	Avg	PF	FO	A	TO	Blk	Stl	Pts	Avg			
11	HARRISON, D'Angelo	33	33	1150	34.8	178	429	.415	66	179	.369	155	194	.799	38	143	181	5.5	114	8	64	55	14	37	577	17.5			
23	JORDAN, Rysheed	31	21	952	30.7	143	329	.435	43	118	.364	109	166	.657	37	77	114	3.7	82	1	95	93	10	54	438	14.1			
15	POINTER, Sir'Dominic	33	32	1143	34.6	175	334	.524	2	25	.080	100	138	.725	64	189	253	7.7	99	6	98	66	80	63	452	13.7			
01	GREENE IV, Phil	33	33	1150	34.8	164	385	.426	63	161	.391	39	54	.722	16	90	106	3.2	31	0	53	36	1	30	430	13.0			
12	OBEKPA, Chris	30	24	819	27.3	66	143	.462	0	1	.000	42	81	.519	72	137	209	7.0	97	7	16	34	94	30	174	5.8			
00	BRANCH, Jamal	30	14	673	22.4	59	127	.465	10	31	.323	17	23	.739	16	58	74	2.5	51	1	71	29	0	18	145	4.8			
14	ALIBEGOVIC, Amar	24	2	201	8.4	15	43	.349	6	26	.231	1	7	.143	13	24	37	1.5	42	0	3	9	3	4	37	1.5			
02	STEWART, Myles	20	1	96	4.8	10	33	.303	8	27	.296	0	0	.000	1	7	8	0.4	10	0	2	3	3	2	28	1.4			
10	BALAMOU, Felix	22	3	203	9.2	11	36	.306	0	0	.000	7	11	.636	14	15	29	1.3	28	0	4	14	1	6	29	1.3			
04	JONES, Christian	20	0	124	6.2	10	19	.526	0	1	.000	4	6	.667	8	16	24	1.2	11	0	0	4	1	1	24	1.2			
34	DE LA ROSA, Joey	18	2	85	4.7	4	10	.400	0	0	.000	1	7	.143	6	10	16	0.9	20	0	0	3	3	1	9	0.5			
35	NDIAYE, Khadim	11	0	14	1.3	0	1	.000	0	0	.000	0	0	.000	0	0	0	0.0	1	0	0	0	0	0	0	0.0			
05	LIPSCOMB, David	13	0	15	1.2	0	1	.000	0	0	.000	0	0	.000	0	4	4	0.3	1	0	2	1	0	0	0	0.0			
TM	TEAM														51	58	109	3.3	0			5				0			
	Total	33				835	1890	.442	198	569	.348	475	687	.691	336	828	1164	35.3	587	23	408	352	210	246	2343	71.0			
	Opponents	33				793	1948	.407	230	697	.330	424	649	.653	444	849	1293	39.2	612	-	445	436	112	170	2240	67.9			

SCORE BY PERIODS:

	1st	2nd	OT	OT2	Total
St. John's	1147	1190	6		2343
Opponents	1043	1187	10		2240

DEADBALL REBOUNDS:

DEADBALL REBOUNDS:	OFF	DEF	TOTAL
St. John's	79	6	85
Opponents	102	3	105

BIG EAST RECORD:	OVERALL	HOME	AWAY	NEUTRAL
	10-8	7-2	3-6	0-0

/---TOTAL---/---3-PTS---/															/---REBOUNDS---/														
##	Player	GP	GS	Min	Avg	FG	FGA	Pct	3FG	FGA	Pct	FT	FTA	Pct	Off	Def	Tot	Avg	PF	FO	A	TO	Blk	Stl	Pts	Avg			
11	HARRISON, D'Angelo	18	18	634	35.2	94	228	.412	39	100	.390	85	108	.787	13	74	87	4.8	64	5	37	33	9	19	312	17.3			
01	GREENE IV, Phil	18	18	661	36.7	99	215	.460	44	96	.458	23	33	.697	13	48	61	3.4	14	0	34	22	0	14	265	14.7			
15	POINTER, Sir'Dominic	18	18	642	35.7	101	200	.505	2	14	.143	61	86	.709	42	93	135	7.5	56	3	51	37	52	27	265	14.7			
23	JORDAN, Rysheed	17	14	540	31.8	76	176	.432	27	69	.391	56	80	.700	13	47	60	3.5	39	0	56	44	5	26	235	13.8			
00	BRANCH, Jamal	15	5	314	20.9	30	67	.448	7	18	.389	7	8	.875	7	29	36	2.4	23	1	35	12	0	8	74	4.9			
12	OBEKPA, Chris	16	10	405	25.3	31	63	.492	0	1	.000	15	30	.500	35	52	87	5.4	49	2	9	20	48	17	77	4.8			
14	ALIBEGOVIC, Amar	15	2	167	11.1	12	33	.364	3	16	.188	0	5	.000	12	20	32	2.1	33	0	2	5	2	4	27	1.8			
10	BALAMOU, Felix	12	3	137	11.4	8	27	.296	0	0	.000	4	6	.667	8	10	18	1.5	21	0	3	7	1	3	20	1.7			
02	STEWART, Myles	8	0	21	2.6	4	11	.364	2	8	.250	0	0	.000	0	1	1	0.1	1	0	0	1	0	1	10	1.3			
04	JONES, Christian	7	0	37	5.3	1	3	.333	0	1	.000	2	2	1.000	2	4	6	0.6	5	0	0	2	0	0	4	0.6			
34	DE LA ROSA, Joey	12	2	47	3.9	2	5	.400	0	0	.000	0	1	.000	1	4	5	0.4	12	0	0	1	0	0	4	0.3			
35	NDIAYE, Khadim	5	0	11	2.2	0	1	.000	0	0	.000	0	0	.000	0	0	0	0.0	0	0	0	0	0	0	0	0.0			
05	LIPSCOMB, David	5	0	9	1.8	0	1	.000	0	0	.000	0	0	.000	0	2	2	0.4	0	0	1	0	0	0	0	0.0			
TM TEAM															34 31 65 3.6 0 3 0														
Total		18					458	1030	.445	124	323	.384	253	359	.705	180	413	593	32.9	317	11	228	187	117	119	1293	71.8		
Opponents		18					461	1076	.428	139	397	.350	254	367	.692	253	458	711	39.5	328	-	256	213	64	89	1315	73.1		

SCORE BY PERIODS:

	1st	2nd	OT	OT2	Total
St. John's	639	648	6		1293
Opponents	576	729	10		1315

DEADBALL REBOUNDS:

DEADBALL REBOUNDS:	OFF	DEF	TOTAL
St. John's	38	6	44
Opponents	56	2	58



Game-By-Game Statistics

TEAMS	FG-FGA	Pct	3PM-3PA	Pct	FTM-FTA	Pct	O-D	REB	PF	AST	TO	BLK	STL	1H	2H	OT	=	PTS
at St. John's NJIT	24-58 17-60	.414 .283	2-16 7-25	.125 .280	27-36 17-24	.750 .708	7-39 8-32	46 40	23 25	13 9	7 13	4 4	6 4	37 19	40 39		=	77 58
at St. John's Franklin Pierce	31-65 27-60	.477 .450	6-13 11-26	.462 .423	26-36 16-20	.722 .800	20-29 7-19	49 26	22 23	19 12	13 14	4 5	7 5	43 50	51 31		=	94 81
at St. John's LIU Brooklyn	26-54 21-71	.481 .296	2-11 6-21	.182 .286	12-17 5-9	.706 .556	8-31 21-23	39 44	14 18	7 10	10 10	14 0	6 4	32 26	34 27		=	66 53
at St. John's Minnesota	23-58 23-64	.397 .359	2-13 6-19	.154 .316	22-37 9-16	.595 .563	18-33 13-26	51 27	17 14	9 12	18 20	6 7	16 7	31 40	31 29		=	70 61
at St. John's Gonzaga	22-60 27-51	.367 .529	8-24 4-14	.333 .286	14-23 15-25	.609 .600	16-20 11-27	36 38	22 21	10 14	14 17	3 2	11 5	28 33	38 40		=	66 73
at St. John's Niagara	26-53 21-70	.491 .300	8-20 8-25	.400 .320	10-16 7-11	.625 .636	4-37 14-27	41 41	19 16	17 12	14 11	11 2	5 5	35 24	35 33		=	70 57
St. John's at Syracuse	20-53 22-56	.377 .393	9-16 3-22	.563 .136	10-20 20-25	.800 .500	12-26 15-25	38 40	16 17	12 17	10 12	7 6	7 7	32 28	37 39		=	69 57
at St. John's Fairleigh Dickinson	29-51 19-51	.569 .373	5-15 4-14	.333 .286	11-14 10-21	.786 .476	6-29 7-17	35 24	17 18	15 10	13 11	11 0	6 6	39 25	35 27		=	74 52
at St. John's Fordham	27-56 19-49	.482 .388	6-19 5-22	.316 .227	14-20 10-17	.700 .588	10-22 11-23	32 34	16 21	10 11	8 20	4 4	10 8	39 28	35 25		=	74 53
at St. John's Saint Mary's	19-53 18-51	.358 .353	4-14 2-12	.286 .167	11-19 9-17	.579 .529	8-21 15-32	29 47	17 20	11 15	8 17	6 3	7 4	18 33	35 14		=	53 47
at St. John's Long Beach State	27-60 20-62	.450 .323	3-15 7-22	.200 .318	9-16 2-6	.563 .333	10-29 15-27	39 42	9 17	14 13	7 7	9 4	12 4	24 20	42 29		=	66 49
St. John's vs. Tulane	31-61 22-58	.508 .379	6-17 6-25	.353 .240	14-19 7-15	.737 .467	8-31 8-26	39 34	16 16	17 10	11 17	7 3	14 3	47 22	35 35		=	82 57
St. John's at Seton Hall	26-60 23-50	.433 .460	5-20 10-23	.250 .435	10-16 22-31	.625 .710	13-19 13-24	32 37	25 16	7 18	8 9	6 2	5 4	35 40	32 38		=	67 78
at St. John's Butler	25-54 26-54	.463 .481	4-14 7-12	.286 .583	15-21 14-20	.789 .700	6-20 10-24	26 34	15 16	10 8	7 9	9 4	7 3	30 26	39 47		=	69 73
at St. John's Villanova	28-58 34-61	.483 .557	5-13 10-23	.385 .435	11-14 12-16	.786 .750	5-16 14-27	21 41	19 16	8 22	10 13	7 7	8 3	35 34	37 56		=	72 90
St. John's at Providence	27-53 25-63	.509 .397	10-17 6-21	.588 .286	19-25 14-25	.760 .560	6-23 19-25	29 44	20 22	13 13	10 10	2 3	6 5	42 30	41 40		=	83 70
St. John's at DePaul	20-53 18-51	.377 .353	2-12 10-30	.167 .333	25-32 23-29	.781 .862	9-21 13-30	30 43	23 26	11 9	13 22	4 4	13 6	29 19	32 42	6 10	=	67 71
at St. John's Marquette	22-60 19-60	.367 .317	6-23 8-26	.263 .308	10-13 11-15	.769 .733	16-23 20-23	39 43	16 13	16 13	12 15	13 3	11 6	26 24	34 33		=	60 57
at St. John's Duke	27-61 26-54	.443 .481	4-15 7-19	.267 .368	10-16 18-27	.625 .667	9-20 15-29	29 44	20 17	13 14	9 16	4 1	10 5	43 39	25 38		=	68 77
St. John's at Creighton	27-65 23-55	.415 .418	10-18 13-30	.556 .433	10-17 18-21	.588 .857	12-28 4-30	40 34	19 17	9 17	8 10	6 5	6 2	27 37	47 40		=	74 77
at St. John's Providence	27-57 26-63	.474 .413	5-13 3-16	.385 .188	16-24 11-16	.667 .688	12-25 13-21	37 34	11 20	13 8	10 9	9 6	6 4	44 32	31 34		=	75 66
St. John's at Butler	22-59 31-55	.373 .564	3-18 4-11	.167 .364	15-23 19-25	.652 .760	11-17 9-31	28 40	17 19	5 13	13 14	4 1	3 5	28 36	34 49		=	62 85
at St. John's Creighton	31-55 25-70	.564 .357	11-19 5-22	.579 .227	11-13 11-19	.846 .579	7-26 24-19	33 43	18 17	18 12	8 7	8 0	3 3	52 30	32 36		=	84 66
at St. John's DePaul	27-52 28-62	.519 .452	8-14 9-25	.571 .360	24-32 13-17	.750 .765	13-30 8-19	43 27	15 25	10 11	12 10	7 2	6 5	36 33	50 45		=	86 78
St. John's at Xavier	29-56 27-64	.518 .422	7-20 7-22	.350 .318	13-16 9-13	.813 .692	6-23 15-22	29 37	18 18	11 19	10 13	6 3	11 4	40 33	38 37		=	78 70
St. John's at Georgetown	19-58 28-58	.328 .483	7-22 7-19	.318 .368	12-19 16-27	.632 .593	12-21 12-31	33 43	23 18	11 15	15 9	3 7	0 7	23 33	34 46		=	57 79
at St. John's Seton Hall	30-62 28-70	.484 .400	11-26 7-24	.423 .292	14-19 9-13	.737 .692	12-27 17-23	39 40	14 19	20 16	11 13	6 5	5 6	41 40	44 32		=	85 72
at St. John's Xavier	24-55 19-53	.436 .358	4-12 6-13	.333 .462	6-15 13-17	.400 .765	6-21 16-31	27 16	14 14	14 20	8 1	10 2	13 2	28 20	30 37		=	58 57
at St. John's Georgetown	26-57 25-66	.456 .379	8-16 10-27	.500 .370	21-32 10-19	.656 .526	13-26 20-26	39 46	27 27	11 14	7 13	8 7	7 3	43 32	38 38		=	81 70
St. John's at Marquette	23-59 19-55	.390 .345	12-24 6-21	.500 .286	9-17 7-18	.529 .389	13-29 13-28	42 41	14 13	15 12	13 14	7 5	8 8	34 27	33 24		=	67 51
St. John's at Villanova	25-57 37-66	.439 .561	6-22 11-32	.273 .344	12-13 20-26	.923 .769	8-18 13-24	26 37	17 12	16 22	12 3	2 6	1 8	46 50	22 55		=	68 105
at St. John's Providence	18-58 25-62	.310 .403	6-21 6-12	.286 .500	15-23 6-24	.652 .750	13-23 18-31	36 49	19 19	7 15	13 15	4 4	3 9	27 40	30 34		=	57 74
St. John's vs. San Diego St.	27-59 25-53	.458 .472	3-17 9-22	.176 .409	7-11 17-30	.636 .567	7-25 13-27	32 40	21 12	6 12	10 13	2 3	7 5	33 40	31 36		=	64 76

ST. JOHN'S - TEAM GAME HIGHS

POINTS	94	FRANKLIN PIERCE (11/17/14)
	86	DEPAUL (2/11/15)
	85	SETON HALL (2/21/15)
	84	CREIGHTON (02/07/15)
	83	at Providence (1/14/15)
FIELD GOALS MADE	31	CREIGHTON (02/07/15)
	31	vs Tulane (12/28/14)
	31	FRANKLIN PIERCE (11/17/14)
FIELD GOAL ATTEMPTS	65	at Creighton (01/28/15)
	65	FRANKLIN PIERCE (11/17/14)
FIELD GOAL PERCENTAGE	.569 (29-51)	FAIRLEIGH DICKINSON (12/10/14)
	.564 (31-55)	CREIGHTON (02/07/15)
3 PT FIELD GOALS MADE	12	at Marquette (3/4/15)
	11	SETON HALL (2/21/15)
	11	CREIGHTON (02/07/15)
3 PT FG ATTEMPTS	26	SETON HALL (2/21/15)
	24	at Marquette (3/4/15)
	24	GONZAGA (11/28/14)
3 PT FG PERCENTAGE	.588 (10-17)	at Providence (1/14/15)
	.579 (11-19)	CREIGHTON (02/07/15)
FREE THROWS MADE	27	NIJT (1/14/14)
	26	FRANKLIN PIERCE (11/17/14)
FREE THROW ATTEMPTS	37	MINNESOTA (11/26/14)
	36	FRANKLIN PIERCE (11/17/14)
	36	NIJT (1/14/14)
FREE THROW PERCENTAGE	.923 (12-13)	at Villanova (03/07/15)
	.846 (11-13)	CREIGHTON (02/07/15)
REBOUNDS	51	MINNESOTA (11/26/14)
	49	FRANKLIN PIERCE (11/17/14)
ASSISTS	20	SETON HALL (2/21/15)
	19	at Creighton (01/28/15)
	19	FRANKLIN PIERCE (11/17/14)
STEALS	14	MINNESOTA (11/26/14)
	14	vs Tulane (12/28/14)
BLOCKED SHOTS	14	LIU BROOKLYN (11/19/14)
	13	MARQUETTE (1/21/15)
TURNOVERS	18	MINNESOTA (11/26/14)
	15	at Georgetown (2/17/15)
FOULS	25	at Seton Hall (12/31/14)
	23	at Georgetown (2/17/15)
	23	at DePaul (01/18/15)
	23	NIJT (1/14/14)

OPPONENT - GAME HIGHS

POINTS	105	at Villanova (03/07/15)
	90	VILLANOVA (1/6/15)
	85	at Butler (02/03/15)
	81	FRANKLIN PIERCE (11/17/14)
	79	at Georgetown (2/17/15)
FIELD GOALS MADE	37	at Villanova (03/07/15)
	34	VILLANOVA (1/6/15)
FIELD GOAL ATTEMPTS	71	LIU BROOKLYN (11/19/14)
	70	SETON HALL (2/21/15)
	70	CREIGHTON (02/07/15)
	70	NIAGARA (12/2/14)
FIELD GOAL PERCENTAGE	.564 (31-55)	at Butler (02/03/15)
	.561 (37-66)	at Villanova (03/07/15)
3 PT FIELD GOALS MADE	13	at Creighton (01/28/15)
	11	at Villanova (03/07/15)
	11	FRANKLIN PIERCE (11/17/14)
3 PT FG ATTEMPTS	32	at Villanova (03/07/15)
	30	at Creighton (01/28/15)
	30	at DePaul (01/18/15)
3 PT FG PERCENTAGE	.583 (7-12)	BUTLER (1/3/15)
	.500 (6-12)	PROVIDENCE (3/12/15)
FREE THROWS MADE	25	at DePaul (01/18/15)
	22	at Seton Hall (12/31/14)
FREE THROW ATTEMPTS	31	at Seton Hall (12/31/14)
	30	vs San Diego State (3/20/15)
FREE THROW PERCENTAGE	.862 (25-29)	at DePaul (01/18/15)
	.857 (18-21)	at Creighton (01/28/15)
REBOUNDS	49	PROVIDENCE (3/12/15)
	47	XAVIER (2/23/15)
	47	SAINT MARY'S (12/19/14)
ASSISTS	22	at Villanova (03/07/15)
	22	VILLANOVA (1/6/15)
STEALS	9	PROVIDENCE (3/12/15)
	8	at Villanova (03/07/15)
	8	at Marquette (3/4/15)
	8	FORDHAM (12/14/14)
BLOCKED SHOTS	7	GEORGETOWN (2/28/15)
	7	at Georgetown (2/17/15)
	7	MINNESOTA (11/26/14)
TURNOVERS	22	at DePaul (01/18/15)
FOULS	27	GEORGETOWN (2/28/15)
	26	at DePaul (01/18/15)

ST. JOHN'S - GAME LOWS

POINTS	53	SAINT MARY'S (12/19/14)
	57	at Georgetown (2/17/15)
	57	PROVIDENCE (3/12/15)
	58	XAVIER (2/23/15)
	60	MARQUETTE (1/21/15)
FIELD GOALS MADE	18	PROVIDENCE (3/12/15)
	19	SAINT MARY'S (12/19/14)
	19	at Georgetown (2/17/15)
FIELD GOAL ATTEMPTS	51	FAIRLEIGH DICKINSON (12/10/14)
	52	DEPAUL (2/11/15)
FIELD GOAL PERCENTAGE	.310 (18-58)	PROVIDENCE (3/12/15)
	.328 (19-58)	at Georgetown (2/17/15)
3 PT FIELD GOALS MADE	2	NIJT (1/14/14)
	2	LIU BROOKLYN (11/19/14)
	2	MINNESOTA (11/26/14)
	2	at DePaul (01/18/15)
3 PT FG ATTEMPTS	11	LIU BROOKLYN (11/19/14)
	12	at DePaul (01/18/15)
	12	XAVIER (2/23/15)
3 PT FG PERCENTAGE	.125 (2-16)	NIJT (1/14/14)
	.154 (2-13)	MINNESOTA (11/26/14)
FREE THROWS MADE	6	XAVIER (2/23/15)
	7	vs San Diego State (3/20/15)
FREE THROW ATTEMPTS	11	vs San Diego State (3/20/15)
	13	MARQUETTE (1/21/15)
	13	CREIGHTON (02/07/15)
	13	at Villanova (03/07/15)
FREE THROW PERCENTAGE	.400 (6-15)	XAVIER (2/23/15)
	.529 (9-17)	at Marquette (3/4/15)
REBOUNDS	21	VILLANOVA (1/6/15)
	26	BUTLER (1/3/15)
	26	at Villanova (03/07/15)
ASSISTS	5	at Butler (02/03/15)
	6	vs San Diego State (3/20/15)
STEALS	0	at Georgetown (2/17/15)
	1	at Villanova (03/07/15)
BLOCKED SHOTS	1	FORDHAM (12/14/14)
	2	at Providence (1/14/15)
	2	at Villanova (03/07/15)
	2	vs San Diego State (3/20/15)
TURNOVERS	7	NIJT (1/14/14)
	7	LONG BEACH STATE (12/22/14)
	7	BUTLER (1/3/15)
	7	GEORGETOWN (2/28/15)
FOULS	9	LONG BEACH STATE (12/22/14)
	11	PROVIDENCE (1/31/15)

OPPONENT - GAME LOWS

POINTS	47	SAINT MARY'S (12/19/14)
	49	LONG BEACH STATE (12/22/14)
	51	at Marquette (3/4/15)
	52	FAIRLEIGH DICKINSON (12/10/14)
	53	LIU BROOKLYN (11/19/14)
	53	FORDHAM (12/14/14)
FIELD GOALS MADE	17	NIJT (1/14/14)
	18	SAINT MARY'S (12/19/14)
	18	at DePaul (01/18/15)
FIELD GOAL ATTEMPTS	49	FORDHAM (12/14/14)
	50	at Seton Hall (12/31/14)
FIELD GOAL PERCENTAGE	.283 (17-60)	NIJT (1/14/14)
	.296 (21-71)	LIU BROOKLYN (11/19/14)
3 PT FIELD GOALS MADE	2	SAINT MARY'S (12/19/14)
	3	at Syracuse (12/6/14)
	3	PROVIDENCE (1/31/15)
3 PT FG ATTEMPTS	11	at Butler (02/03/15)
	12	SAINT MARY'S (12/19/14)
	12	BUTLER (1/3/15)
	12	PROVIDENCE (3/12/15)
3 PT FG PERCENTAGE	.136 (3-22)	at Syracuse (12/6/14)
	.167 (2-12)	SAINT MARY'S (12/19/14)
FREE THROWS MADE	2	LONG BEACH STATE (12/22/14)
	5	LIU BROOKLYN (11/19/14)
FREE THROW ATTEMPTS	6	LONG BEACH STATE (12/22/14)
	9	LIU BROOKLYN (11/19/14)
FREE THROW PERCENTAGE	.333 (2-6)	LONG BEACH STATE (12/22/14)
	.389 (7-18)	at Marquette (3/4/15)
REBOUNDS	24	FAIRLEIGH DICKINSON (12/10/14)
	26	FRANKLIN PIERCE (11/17/14)
ASSISTS	8	BUTLER (1/3/15)
	8	PROVIDENCE (1/31/15)
STEALS	2	at Creighton (01/28/15)
	2	XAVIER (2/23/15)
BLOCKED SHOTS	0	LIU BROOKLYN (11/19/14)
	0	FAIRLEIGH DICKINSON (12/10/14)
	0	CREIGHTON (02/07/15)
TURNOVERS	3	at Villanova (03/07/15)
	7	CREIGHTON (02/07/15)
FOULS	12	at Villanova (03/07/15)
	12	vs San Diego State (3/20/15)

ST. JOHN'S RECORD WHEN:

Leading at halftime:	18-4
Trailing at halftime:	3-8
Tied at the half:	0-0

Shooting better than opponent:	20-1
Shooting worse than opponent:	1-11
Shooting same as opponent:	0-0
Shooting 50% or better from the field:	6-0
Shooting below 50% from the field:	15-12
Opponent shoots 50% or better from the field:	0-4
Opponent shoots below 50% from the field:	21-8

Shooting more free throws than opponent:	15-1
Opponent shoots more free throws:	5-11
Shooting as many free throws:	1-0
STJ makes at least 70% of its free throws:	13-3

Outbounding its opponent:	8-1
Outbounded by its opponent:	12-11
Rebounding is equal:	1-0

Bench outcores its opponent:	7-1
Bench is outscored by opponent:	13-10
Bench scoring is equal:	1-1

Committing fewer turnovers than opponent:	14-10
Committing more turnovers than opponent:	5-2
Committing as many turnovers opponent:	2-0

3 players in double figures:	6-6
4 players in double figures:	11-3
5 players in double figures:	1-0

Monday:	3-0
Tuesday:	1-3
Wednesday:	7-2
Thursday:	0-1
Friday:	2-2
Saturday:	6-2
Sunday:	2-2

Night Games:	14-6
Day Games:	7-6

Home games:	16-5
At Carnesecca Arena:	9-1
At Madison Square Garden:	7-4
Away Games:	4-6
Neutral Games:	1-1

Overtime Games:	0-1
1-5 point games:	2-3
6-10 point games:	5-2
11-20 point games:	11-4
21-30 point games:	3-2
30 or more:	0-1

LEADS AND DEFICITS

Biggest Halftime Lead: 25 (47-22) vs. Tulane (12/28/14)
Biggest Halftime Lead Blown:

10 (29-19) at DePaul (1/18/15)

Biggest Halftime Deficit:
15 (18-33) vs. Saint Mary's (12/19/14)

Biggest Halftime Deficit Overcome:
15 (18-33) vs. Saint Mary's (12/19/14)

AGAINST OTHER CONFERENCES:

American Athletic	1-0
Atlantic 10	1-0
Atlantic Coast	1-1
BIG EAST	10-9
Big Ten	1-0
Big West	1-0
Independent	1-0
Metro Atlantic	1-0
Mountain West	0-1
Northeast	2-0
Northeast-10	1-0
Southeastern	0-0
West Coast	1-1



D'Angelo Harrison, Sir'Dominic Pointer, Phil Greene IV

MISCELLANEOUS STATS

DOUBLE FIGURE SCORING GAMES

D'Angelo Harrison	29
Rysheed Jordan	24
Phil Greene IV	22
Sir'Dominic Pointer	22
Jamal Branch	6
Chris Obekpa	5

30+ POINT GAMES

D'Angelo Harrison	3
-------------------	---

20+ POINT GAMES

D'Angelo Harrison	13
Sir'Dominic Pointer	7
Phil Greene IV	4
Rysheed Jordan	4

DOUBLE-DOUBLES

Sir'Dominic Pointer	9
D'Angelo Harrison	3
Chris Obekpa	2

GAMES LEADING STJ IN SCORING

D'Angelo Harrison	13
Sir'Dominic Pointer	9
Rysheed Jordan	8
Phil Greene IV	6
Chris Obekpa	1

GAMES LEADING STJ IN REBOUNDING

Sir'Dominic Pointer	20
Chris Obekpa	9
D'Angelo Harrison	7
Amar Alibegovic	2
Phil Greene IV	2
Jamal Branch	1
Christian Jones	1

GAMES LEADING STJ IN ASSISTS

Sir'Dominic Pointer	14
Rysheed Jordan	12
Jamal Branch	6
D'Angelo Harrison	5
Phil Greene IV	1

FINAL STANDINGS

TEAM	W	L	Pct	PF	PA	W	L	Pct	PF	PA
Villanova	16	2	.889	76.7	63.9	33	3	.917	76.5	60.9
Butler	12	6	.667	68.8	64.5	23	11	.676	69.0	61.0
Georgetown	12	6	.667	69.1	64.6	22	11	.667	70.9	65.2
Providence	11	7	.611	70.2	68.8	22	12	.647	69.7	65.5
St. John's	10	8	.556	71.8	73.1	21	12	.636	71.0	67.9
Xavier	9	9	.500	70.9	68.8	23	14	.622	73.3	67.4
Seton Hall	6	12	.333	66.8	72.6	16	15	.516	68.4	68.0
DePaul	6	12	.333	65.8	71.9	12	20	.375	69.4	73.6
Creighton	4	14	.222	63.9	69.2	14	19	.424	67.3	66.9
Marquette	4	14	.222	61.6	68.3	13	19	.406	65.1	67.0

BIG EAST INDIVIDUAL LEADERS

SCORING

##	Player-Team	Cl	G	FG	3FG	FT	Pts	Avg/G
1.	HENTON, LaDontae-PC	SR	34	230	64	145	669	19.7
2.	HARRISON, D'Angelo-SJU	SR	33	178	66	155	577	17.5
3.	DUNHAM, Kellen-BU	JR	34	171	77	142	561	16.5
4.	SMITH-RIVERA, D.-GU	JR	32	157	72	136	522	16.3
5.	GIBBS, Sterling-SHU	JR	29	151	75	96	473	16.3
6.	DUNN, Kris-PC	SO	33	185	27	118	515	15.6
7.	CARLINO, Matt-MU	SR	28	129	83	78	419	15.0
8.	HILLIARD, Darrun-VU	SR	35	170	79	82	501	14.3
9.	JORDAN, Rysheed-SJU	SO	31	143	43	109	438	14.1
10.	POINTER, Sir'Dominic-SJU	SR	33	175	2	100	452	13.7

REBOUNDING

##	Player-Team	Cl	G	OFF	DEF	TOT	Avg/G
1.	WOODS, Kameron-BU	SR	34	101	236	337	9.9
2.	DELGADO, Angel-SHU	FR	31	112	193	305	9.8
3.	O'CHEFU, Daniel-VU	JR	36	95	210	305	8.5
4.	POINTER, Sir'Dominic-SJU	SR	33	64	189	253	7.7
5.	OBEKPA, Chris-SJU	JR	30	72	137	209	7.0
6.	STAINBROOK, Matt-XU	SR	37	73	184	257	6.9
7.	HENTON, LaDontae-PC	SR	34	60	162	222	6.5
8.	REYNOLDS, Jalen-XU	SO	37	69	155	224	6.1
9.	HOPKINS, Mikael-GU	SR	33	75	116	191	5.8
10.	SMITH, Joshua-GU	SR	33	84	106	190	5.8

FIELD GOAL PCT (MIN. 3.0 MADE PER GAME)

##	Player-Team	Cl	G	FG	FGA	Pct
1.	O'CHEFU, Daniel-VU	JR	36	130	202	.644
2.	SMITH, Joshua-GU	SR	33	131	211	.621
3.	REYNOLDS, Jalen-XU	SO	37	152	246	.618
4.	STAINBROOK, Matt-XU	SR	37	173	282	.613
5.	FISCHER, Luke-MU	SO	24	106	174	.609
6.	DELGADO, Angel-SHU	FR	31	121	218	.555
7.	POINTER, Sir'Dominic-SJU	SR	33	175	334	.524
8.	HART, Josh-VU	SO	36	124	241	.515
9.	HAMILTON, Tommy-DPU	SO	30	103	201	.512
10.	ANDERSON, Juan-MU	SR	31	97	198	.490

3-POINT FG PCT (MIN. 1.0 MADE PER GAME)

##	Player-Team	Cl	G	3FG	FGA	Pct
1.	HART, Josh-VU	SO	36	52	112	.464
2.	GIBBS, Sterling-SHU	JR	29	75	172	.436
3.	CARLINO, Matt-MU	SR	28	83	198	.419
4.	ABELL, Remy-XU	JR	37	39	95	.411
5.	DUNHAM, Kellen-BU	JR	34	77	188	.410
6.	TRAWICK, Jabril-GU	SR	33	33	81	.407
7.	GREENE IV, Phil-SJU	SR	33	63	161	.391
8.	HILLIARD, Darrun-VU	SR	35	79	204	.387
9.	SMITH-RIVERA, D.-GU	JR	32	72	186	.387
10.	MILLIKEN, James-CU	JR	31	45	117	.385

FREE THROW PCT (MIN. 2.0 MADE PER GAME)

##	Player-Team	Cl	G	FTM	FTA	Pct
1.	DAVIS, Myles-XU	SO	36	102	117	.872
2.	SMITH-RIVERA, D.-GU	JR	32	136	158	.861
3.	DUNHAM, Kellen-BU	JR	34	142	167	.850
4.	GARRETT, Billy-DPU	SO	32	158	190	.832
5.	CARLINO, Matt-MU	SR	28	78	95	.821
6.	ARCIDIACONO, Ryan-VU	JR	36	91	112	.813
7.	CHATMAN, Austin-CU	SR	33	102	126	.810
8.	HARRISON, D'Angelo-SJU	SR	33	155	194	.799
9.	HILLIARD, Darrun-VU	SR	35	82	103	.796
10.	MILLIKEN, James-CU	JR	31	62	79	.785

ASSISTS

##	Player-Team	Cl	G	Assists	Avg/G
1.	DUNN, Kris-PC	SO	33	247	7.48
2.	DAVIS, Dee-XU	SR	37	221	5.97
3.	WILSON, Derrick-MU	SR	32	150	4.69
4.	GARRETT, Billy-DPU	SO	32	126	3.94
5.	GIBBS, Sterling-SHU	JR	29	110	3.79
6.	JONES, Roosevelt-BU	JR	34	125	3.68
7.	CHATMAN, Austin-CU	SR	33	121	3.67
8.	ARCIDIACONO, Ryan-VU	JR	36	129	3.58
9.	ENNIS, Dylan-VU	JR	36	126	3.50
10.	SMITH-RIVERA, D.-GU	JR	32	101	3.16

STEALS

##	Player-Team	Cl	G	Steals	Avg/G
1.	DUNN, Kris-PC	SO	33	90	2.73
2.	BARLOW, Alex-BU	SR	34	74	2.18
3.	POINTER, Sir'Dominic-SJU	SR	33	63	1.91
4.	HILLIARD, Darrun-VU	SR	35	63	1.80
5.	JORDAN, Rysheed-SJU	SO	31	54	1.74
6.	SMITH-RIVERA, D.-GU	JR	32	51	1.59
7.	CARLINO, Matt-MU	SR	28	40	1.43
8.	CROCKETT, Jamee-DPU	SR	32	45	1.41
9.	HENTON, LaDontae-PC	SR	34	46	1.35
10.	McDONALD, Durrell-DPU	JR	32	43	1.34

BLOCKED SHOTS

##	Player-Team	Cl	G	Blocks	Avg/G
1.	OBEKPA, Chris-SJU	JR	30	94	3.13
2.	DESROSIERS, Carson-PC	SR	32	79	2.47
3.	POINTER, Sir'Dominic-SJU	SR	33	80	2.42
4.	FISCHER, Luke-MU	SO	24	53	2.21
5.	HOPKINS, Mikael-GU	SR	33	52	1.58
6.	O'CHEFU, Daniel-VU	JR	36	50	1.39
7.	DELGADO, Angel-SHU	FR	31	39	1.26
8.	MOBLEY, Brandon-SHU	SR	30	33	1.10
9.	REYNOLDS, Jalen-XU	SO	37	36	0.97
10.	WOODS, Kameron-BU	SR	34	32	0.94

ASSIST/TURNOVER RATIO (MIN. 3.0 ASSISTS/GAME)

##	Player-Team	Cl	G	Asst	Turn	Avg	Ratio
1.	WILSON, Derrick-MU	SR	32	150	4.7	51	1.6
2.	ARCIDIACONO, Ryan-VU	JR	36	129	3.6	48	1.3
3.	DAVIS, Dee-XU	SR	37	221	6.0	89	2.4
4.	ENNIS, Dylan-VU	JR	36	126	3.5	64	1.8
5.	SMITH-RIVERA, D.-GU	JR	32	101	3.2	52	1.6
6.	GIBBS, Sterling-SHU	JR	29	110	3.8	58	2.0
7.	CHATMAN, Austin-CU	SR	33	121	3.7	67	2.0
8.	DUNN, Kris-PC	SO	33	247	7.5	138	4.2
9.	GARRETT, Billy-DPU	SO	32	126	3.9	74	2.3
10.	JONES, Roosevelt-BU	JR	34	125	3.7	89	2.6



BIG EAST TEAM LEADERS

SCORING OFFENSE

##	Team	G	Pts	Avg/G
1.	Villanova	36	2754	76.5
2.	Xavier	37	2712	73.3
3.	St. John's	33	2343	71.0
4.	Georgetown	33	2340	70.9
5.	Providence	34	2370	69.7
6.	DePaul	32	2220	69.4
7.	Butler	34	2346	69.0
8.	Seton Hall	31	2119	68.4
9.	Creighton	33	2221	67.3
10.	Marquette	32	2083	65.1

SCORING DEFENSE

##	Team	G	Pts	Avg/G
1.	Villanova	36	2193	60.9
2.	Butler	34	2073	61.0
3.	Georgetown	33	2153	65.2
4.	Providence	34	2227	65.5
5.	Creighton	33	2207	66.9
6.	Marquette	32	2145	67.0
7.	Xavier	37	2492	67.4
8.	St. John's	33	2240	67.9
9.	Seton Hall	31	2107	68.0
10.	DePaul	32	2354	73.6

SCORING MARGIN

##	Team	G	OFF	DEF	Margin
1.	Villanova	36	76.5	60.9	+15.6
2.	Butler	34	69.0	61.0	+8.0
3.	Xavier	37	73.3	67.4	+5.9
4.	Georgetown	33	70.9	65.2	+5.7
5.	Providence	34	69.7	65.5	+4.2
6.	St. John's	33	71.0	67.9	+3.1
7.	Creighton	33	67.3	66.9	+0.4
8.	Seton Hall	31	68.4	68.0	+0.4
9.	Marquette	32	65.1	67.0	-1.9
10.	DePaul	32	69.4	73.6	-4.2

FREE THROW PCT

##	Team	G	FTM	FTA	Pct
1.	Villanova	36	596	815	.731
2.	Xavier	37	566	775	.730
3.	Creighton	33	467	644	.725
4.	DePaul	32	458	635	.721
5.	Providence	34	543	768	.707
6.	Georgetown	33	541	769	.704
7.	St. John's	33	475	687	.691
8.	Butler	34	526	767	.686
9.	Seton Hall	31	436	664	.657
10.	Marquette	32	392	608	.645

FIELD GOAL PCT

##	Team	G	FG	FGA	Pct
1.	Xavier	37	956	2011	.475
2.	Villanova	36	916	1951	.470
3.	Georgetown	33	799	1753	.456
4.	St. John's	33	835	1890	.442
5.	Providence	34	828	1889	.438
6.	Marquette	32	742	1699	.437
7.	DePaul	32	757	1739	.435
8.	Butler	34	814	1882	.433
9.	Seton Hall	31	735	1745	.421
10.	Creighton	33	746	1776	.420

FIELD GOAL PCT DEFENSE

##	Team	G	FG	FGA	Pct
1.	Villanova	36	797	1964	.406
2.	Georgetown	33	698	1716	.407
3.	St. John's	33	793	1948	.407
4.	Butler	34	740	1785	.415
5.	Providence	34	760	1804	.421
6.	Marquette	32	762	1787	.426
7.	Seton Hall	31	751	1748	.430
8.	Xavier	37	886	2035	.435
9.	Creighton	33	779	1781	.437
10.	DePaul	32	789	1715	.460

3-POINT FG PCT

##	Team	G	FG	FGA	Pct
1.	Villanova	36	326	837	.389
2.	Butler	34	192	540	.356
3.	Georgetown	33	201	569	.353
4.	DePaul	32	248	705	.352
5.	Xavier	37	234	666	.351
6.	Seton Hall	31	213	609	.350
7.	St. John's	33	198	569	.348
8.	Creighton	33	262	759	.345
9.	Marquette	32	207	602	.344
10.	Providence	34	171	546	.313

3-POINT FG PCT DEFENSE

##	Team	G	FG	FGA	Pct
1.	Seton Hall	31	167	557	.300
2.	Villanova	36	193	632	.305
3.	Butler	34	187	610	.307
4.	DePaul	32	166	532	.312
5.	St. John's	33	230	697	.330
6.	Providence	34	218	654	.333
7.	Xavier	37	261	756	.345
8.	Marquette	32	234	650	.360
9.	Georgetown	33	220	608	.362
10.	Creighton	33	242	636	.381

REBOUNDING OFFENSE

##	Team	G	Reb	Avg/G
1.	Butler	34	1239	36.4
2.	Seton Hall	31	1123	36.2
3.	Providence	34	1228	36.1
4.	St. John's	33	1164	35.3
5.	Georgetown	33	1152	34.9
6.	Xavier	37	1282	34.6
7.	Creighton	33	1138	34.5
8.	Villanova	36	1235	34.3
9.	Marquette	32	1000	31.3
10.	DePaul	32	969	30.3

REBOUNDING MARGIN

##	Team	G	TEAM	Avg	OPP	Avg	Margin
1.	Butler	34	1239	36.4	1049	30.9	+5.6
2.	Providence	34	1228	36.1	1093	32.1	+4.0
3.	Xavier	37	1282	34.6	1144	30.9	+3.7
4.	Georgetown	33	1152	34.9	1056	32.0	+2.9
5.	Villanova	36	1235	34.3	1163	32.3	+2.0
6.	Creighton	33	1138	34.5	1073	32.5	+2.0
7.	Seton Hall	31	1123	36.2	1100	35.5	+0.7
8.	St. John's	33	1164	35.3	1293	39.2	-3.9
9.	Marquette	32	1000	31.3	1147	35.8	-4.6
10.	DePaul	32	969	30.3	1144	35.8	-5.5

BLOCKED SHOTS

##	Team	G	Blocks	Avg/G
1.	St. John's	33	210	6.36
2.	Georgetown	33	156	4.73
3.	Providence	34	155	4.56
4.	Seton Hall	31	127	4.10
5.	Villanova	36	146	4.06
6.	DePaul	32	122	3.81
7.	Marquette	32	111	3.47
8.	Butler	34	103	3.03
9.	Xavier	37	106	2.86
10.	Creighton	33	77	2.33

ASSISTS

##	Team	G	Assists	Avg/G
1.	Xavier	37	596	16.11
2.	Villanova	36	570	15.83
3.	Marquette	32	479	14.97
4.	Providence	34	474	13.94
5.	Creighton	33	449	13.61
6.	Georgetown	33	427	12.94
7.	Seton Hall	31	384	12.39
8.	St. John's	33	408	12.36
9.	DePaul	32	395	12.34
10.	Butler	34	387	11.38

STEALS

##	Team	G	Steals	Avg/G
1.	Villanova	36	278	7.72
2.	Georgetown	33	251	7.61
3.	Marquette	32	241	7.53
4.	St. John's	33	246	7.45
5.	Providence	34	242	7.12
6.	DePaul	32	210	6.56
7.	Butler	34	217	6.38
8.	Xavier	37	223	6.03
9.	Seton Hall	31	185	5.97
10.	Creighton	33	147	4.45

ASSIST/TURNOVER RATIO

##	Team	G	Asst	Avg	Turn	Avg	Ratio
1.	Villanova	36	570	15.8	382	10.6	1.49
2.	Xavier	37	596	16.1	447	12.1	1.33
3.	Marquette	32	479	15.0	402	12.6	1.19
4.	Providence	34	474	13.9	407	12.0	1.16
5.	St. John's	33	408	12.4	352	10.7	1.16
6.	Creighton	33	449	13.6	391	11.8	1.15
7.	Butler	34	387	11.4	376	11.1	1.03
8.	Georgetown	33	427	12.9	415	12.6	1.03
9.	Seton Hall	31	384	12.4	385	12.4	1.00
10.	DePaul	32	395	12.3	428	13.4	0.92

Game #1

Nov. 14, 2014 • Carnesecca Arena

	1	2	TOTAL
ST. JOHN'S	37	40	77
NJIT	19	39	58

QUEENS, N.Y. - Chris Obekpa and Sir'Dominic Pointer each finished with double-doubles and five Red Storm players reached double-figures to lead St. John's to a season-opening 77-58 victory against NJIT at Carnesecca Arena.

Obekpa scored 13 points and added 13 rebounds as part of his first-career double-double effort, while Pointer totaled 13 points and 10 rebounds to give St. John's (1-0) two double-doubles in a game for the first time since Dec. 1, 2011 against then-No. 1 Kentucky.

VISITORS: NJIT 0-1

##	Player	tot-fg			3-pt			rebounds			tp	a	to	blk	s	min
		fg	fga	fg	fga	ft	fta	of	de	tot						
02	Tim Coleman	f	3	4	1	1	2	2	0	5	5	4	9	0	1	10
10	Daquan Holiday	f	2	6	0	0	6	8	2	3	5	2	10	0	1	10
05	Damon Lynn	g	3	16	3	10	6	9	2	0	2	1	15	2	4	0
11	Winfield Willis	g	3	9	2	7	0	0	1	2	3	4	8	1	2	0
24	Emmanuel Tselentakis	g	0	5	0	2	0	0	0	4	4	0	0	0	0	18
00	Ky Howard	g	4	8	1	2	2	2	1	6	7	4	11	1	2	0
04	Montana Mayfield	g	2	3	0	1	0	1	0	3	3	1	4	4	3	1
22	Odera Nwike	g	0	1	0	0	1	2	0	2	5	1	0	0	1	11
23	Osa Izevbua	g	0	0	0	0	0	0	0	0	0	0	0	0	0	1
25	Rob Ukawuba	g	0	7	2	0	0	0	0	4	1	0	1	0	0	18
33	Vlad Shustov	g	0	1	0	0	0	0	1	1	3	0	0	0	0	9
TEAM		2 2 4														
Totals		17	60	7	25	17	24	8	32	40	25	58	9	13	4	4200

TOTAL FG%	1st Half: 5-27 18.5%	2nd Half: 12-33 36.4%	Game: 28.3%	DEADBALL
3-Pt. FG%	1st Half: 3-10 30.0%	2nd Half: 4-15 26.7%	Game: 28.0%	REBOUNDS
F Throw %	1st Half: 6-11 54.5%	2nd Half: 11-13 84.6%	Game: 70.8%	3

HOME TEAM: ST. JOHN'S 1-0

##	Player	tot-fg			3-pt			rebounds			tp	a	to	blk	s	min
		fg	fga	fg	fga	ft	fta	of	de	tot						
12	OBEKPA, Chris	f	5	9	0	0	3	5	3	10	13	3	13	0	2	4
15	POINTER, Sir'Dominic	f	3	8	0	2	7	8	1	9	10	2	13	1	0	2
01	GREENE IV, Phil	g	2	9	0	4	2	2	0	3	3	2	6	0	1	0
11	HARRISON, D'Angelo	g	3	8	1	3	3	5	2	5	7	5	10	4	0	20
23	JORDAN, Rysheed	g	6	13	1	3	5	8	1	3	4	2	18	5	1	0
00	BRANCH, Jamal	g	3	6	0	1	5	6	0	3	3	4	11	3	1	0
04	STEWART, Myles	g	0	3	0	3	0	0	0	0	1	0	0	0	0	11
02	JONES, Christian	g	2	2	0	0	0	0	0	2	2	1	4	0	0	1
10	LIPSCOMB, David	g	0	0	0	0	0	0	0	0	0	0	0	0	0	1
05	BALAMOU, Felix	g	0	0	0	0	2	2	0	0	0	1	2	0	0	6
14	ALIBEGOVIC, Amar	g	0	0	0	0	0	0	0	0	2	0	2	0	0	4
TEAM		4 4														
Totals		24	58	2	16	27	36	7	39	46	23	77	13	7	4	6200

TOTAL FG%	1st Half: 12-31 38.7%	2nd Half: 12-27 44.4%	Game: 41.4%	DEADBALL
3-Pt. FG%	1st Half: 0-8 0.0%	2nd Half: 2-8 25.0%	Game: 12.5%	REBOUNDS
F Throw %	1st Half: 13-16 81.3%	2nd Half: 14-20 70.0%	Game: 75.0%	4

Officials: Ed Corbett, Clarence Armstrong, Nathan Farrell
 Technical fouls: NJIT-None. St. John's-None.
 Attendance: 4703

Game #2

Nov. 17, 2014 • Carnesecca Arena

	1	2	TOTAL
ST. JOHN'S	43	51	94
FRANKLIN PIERCE	50	31	81

QUEENS, N.Y. - A 21-0 run to open the second half propelled St. John's to a 94-81 victory over Franklin Pierce at Carnesecca Arena in the NIT Season Tip-Off. D'Angelo Harrison scored 31 points and added 17 rebounds to lead the Red Storm.

Harrison finished 5-of-8 from long range as part of his second-career 30-point game and fourth-career double-double. Rysheed Jordan added 19 points, eight rebounds and six assists, while Phil Greene IV contributed 18 points. Chris Obekpa chipped in with eight points and eight rebounds as St. John's (2-0) posted a +23 (49-26) margin on the glass to go with a 21-0 advantage in fast break points.

VISITORS: FRANKLIN PIERCE 2-1

##	Player	tot-fg			3-pt			rebounds			tp	a	to	blk	s	min
		fg	fga	fg	fga	ft	fta	of	de	tot						
32	Ryen Vilmont	f	10	16	6	10	3	4	3	7	10	3	29	1	3	2
35	Mike McDevitt	c	0	0	0	0	0	0	0	0	0	4	0	0	1	0
03	Donte Gittens	g	4	12	0	2	4	1	3	4	0	10	2	2	3	1
04	Tyler Iacune	g	2	9	1	8	2	2	1	1	2	5	7	2	1	0
05	Paul Becklens	g	4	6	1	1	7	8	0	1	2	16	5	4	0	2
02	Jaleel Bell	g	1	5	0	2	0	0	0	1	1	2	0	0	0	15
10	Asante Sandiford	g	0	0	0	0	0	0	0	0	0	0	0	0	0	1
11	Lolami Lola-Charles	g	0	1	0	0	0	0	1	2	0	0	0	0	0	6
12	Dustin Cole	g	0	2	0	1	0	0	0	0	2	0	1	1	0	9
15	Jacob Jacquo	g	1	2	1	1	0	0	0	0	1	3	1	0	0	5
23	Taj Owens	g	0	0	0	0	0	0	0	0	0	0	0	0	0	0
24	Aboubacar Casse	g	3	3	1	1	0	0	0	0	1	7	0	0	0	8
50	Jordan Lackey	g	2	4	1	2	2	2	1	2	3	4	7	0	2	0
TEAM		3 3														
Totals		27	60	11	26	16	20	7	19	26	23	81	12	14	5	5200

TOTAL FG%	1st Half: 18-33 54.5%	2nd Half: 9-27 33.3%	Game: 45.0%	DEADBALL
3-Pt. FG%	1st Half: 8-14 57.1%	2nd Half: 3-12 25.0%	Game: 42.3%	REBOUNDS
F Throw %	1st Half: 6-7 85.7%	2nd Half: 10-13 76.9%	Game: 80.0%	1

HOME TEAM: ST. JOHN'S 2-0

##	Player	tot-fg			3-pt			rebounds			tp	a	to	blk	s	min
		fg	fga	fg	fga	ft	fta	of	de	tot						
12	OBEKPA, Chris	f	2	7	0	0	4	6	3	5	8	4	8	1	2	1
15	POINTER, Sir'Dominic	f	4	10	0	0	0	3	2	5	4	8	2	1	0	3
01	GREENE IV, Phil	g	6	11	0	1	6	7	0	1	1	2	18	2	2	0
11	HARRISON, D'Angelo	g	7	13	5	8	12	16	6	11	17	3	31	2	2	1
23	JORDAN, Rysheed	g	7	15	1	3	4	7	5	3	8	3	19	6	4	0
00	BRANCH, Jamal	g	1	3	0	1	0	0	1	3	4	2	6	1	0	0
02	STEWART, Myles	g	0	0	0	0	0	0	0	0	0	0	0	0	0	0
04	JONES, Christian	g	4	6	0	0	0	0	4	4	2	8	0	1	1	0
10	LIPSCOMB, David	g	0	0	0	0	0	0	0	0	0	0	0	0	0	0
05	BALAMOU, Felix	g	0	0	0	0	0	0	0	0	0	0	0	0	0	0
35	NDIAYE, Khadim	g	0	0	0	0	0	0	0	0	0	0	0	0	0	0
TEAM		2 2														
Totals		31	65	6	13	26	36	20	29	49	22	94	19	13	4	7200

TOTAL FG%	1st Half: 15-34 44.1%	2nd Half: 16-31 51.6%	Game: 47.7%	DEADBALL
3-Pt. FG%	1st Half: 3-6 50.0%	2nd Half: 3-7 42.9%	Game: 46.2%	REBOUNDS
F Throw %	1st Half: 10-13 76.9%	2nd Half: 16-23 69.6%	Game: 72.2%	5

Officials: Jim Burr, Jeff Clark, Nathan Farrell
 Technical fouls: Franklin Pierce-None. St. John's-None.
 Attendance: 3553



Game #3

Nov. 19, 2014 • Carnesecca Arena

	1	2	TOTAL
ST. JOHN'S	32	34	66
LIU BROOKLYN	26	27	53

QUEENS, N.Y. - Sir'Dominic Pointer scored 18 points as St. John's defeated LIU Brooklyn, 66-53, thanks to a stifling defensive effort that totaled 14 blocks and held the Blackbirds to just 29.6 percent (21-of-71) shooting.

Pointer finished 8-of-10 from the floor, grabbed eight rebounds and swatted six shots. Chris Obekpa contributed five points, 10 rebounds and eight blocks to help St. John's open the season 3-0 for the second time in the last four years. Rysheed Jordan added 15 points and D'Angelo Harrison chipped in with 14 points and seven boards as the Red Storm shot 48.1 percent.

VISITORS: LIU BROOKLYN 0-1

##	Player	tot-fg		3-pt		rebounds		fta	de	tot	pf	tp	a	to	blk	s	min
		fg	fga	fg	fga	ft	fta										
01	ATTERBERRY, Landon	f	5	17	0	1	2	4	7	4	11	3	12	1	1	0	25
15	ZANNA, Nura	f	5	12	0	0	1	2	4	6	2	10	0	2	0	0	28
04	MARTIN, Gerrell	g	5	16	4	8	0	0	3	3	6	1	14	0	1	0	29
10	FRIDRIKSSON, Elvar	g	2	7	1	5	1	2	0	2	2	1	6	5	1	0	29
24	HERMANNSSON, M	g	1	6	0	2	2	2	0	2	2	4	5	4	0	1	32
00	WOODS, Trevin	g	1	3	1	2	0	0	0	2	2	0	3	1	0	0	11
03	FLEMING, Werson	g	1	3	0	1	0	1	0	1	3	2	0	0	0	0	19
11	HERNANDEZ, Joel	g	1	6	0	2	0	0	2	1	3	2	2	1	1	0	17
12	HOOD, Jamil	g	0	1	0	0	0	0	0	3	3	2	0	0	0	0	10
TEAM						6		2									
Totals		21	71	6	21	5	9	21	23	44	18	53	13	10	0	4	200

TOTAL FG%	1st Half: 10-33 30.3%	2nd Half: 11-38 28.9%	Game: 29.6%	DEADBALL
3-Pt. FG%	1st Half: 3-11 27.3%	2nd Half: 3-10 30.0%	Game: 28.6%	REBOUNDS
F Throw %	1st Half: 3-4 75.0%	2nd Half: 2-5 40.0%	Game: 55.6%	2

HOME TEAM: ST. JOHN'S 0-0

##	Player	tot-fg		3-pt		rebounds		fta	de	tot	pf	tp	a	to	blk	s	min
		fg	fga	fg	fga	ft	fta										
12	OBEKPA, Chris	f	1	7	0	0	3	5	3	7	10	2	5	0	0	8	34
15	POINTER, Sir'Dominic	f	8	10	0	0	2	2	2	6	8	2	18	2	2	6	36
01	GREENE IV, Phil	g	2	7	0	2	0	0	0	4	4	0	4	1	2	0	17
11	HARRISON, D'Angelo	g	5	14	1	6	3	3	2	5	7	4	14	2	0	0	37
23	JORDAN, Rysheed	g	6	9	0	1	3	4	0	4	4	3	15	2	2	0	24
00	BRANCH, Jamal	g	2	2	0	0	1	2	1	2	3	2	5	0	0	0	25
02	STEWART, Myles	g	1	2	1	2	0	0	0	0	1	3	0	0	0	0	6
04	JONES, Christian	g	0	0	0	0	0	0	0	0	0	0	0	0	0	0	2
10	BALAMOU, Felix	g	1	3	0	0	0	1	0	1	1	0	2	0	2	0	19
TEAM						2											
Totals		26	54	2	11	12	17	8	31	39	14	66	7	10	14	6	200

TOTAL FG%	1st Half: 13-27 48.1%	2nd Half: 13-27 48.1%	Game: 48.1%	DEADBALL
3-Pt. FG%	1st Half: 2-7 28.6%	2nd Half: 0-4 0.0%	Game: 18.2%	REBOUNDS
F Throw %	1st Half: 4-4 100%	2nd Half: 8-13 61.5%	Game: 70.6%	2

Officials: Ed Corbett, Gary Prager, Anthony Franklin
Technical fouls: LIU Brooklyn-None. St. John's-None.
Attendance: 3733

Game #4

Nov. 26, 2014 • Madison Square Garden

	1	2	TOTAL
ST. JOHN'S	31	39	70
MINNESOTA	40	21	61

NEW YORK - St. John's went on a 21-6 game-closing run that lifted the Red Storm to a 70-61 victory over Minnesota in the NIT Season Tip-Off semifinals at Madison Square Garden. The win moved the Red Storm into the championship game of the 30-year old tournament for the second time in program-history and first time since 1989.

D'Angelo Harrison scored a game-high 19 points, including 13 in the second half, and pulled down nine boards to lead St. John's (4-0). Rysheed Jordan added 18 points and seven boards, and Chris Obekpa contributed 10 points and nine boards. Sir'Dominic Pointer scored eight points and added 11 rebounds as the Red Storm owned a 51-39 advantage on the glass.

VISITORS: ST. JOHN'S 4-0

##	Player	tot-fg		3-pt		rebounds		fta	de	tot	pf	tp	a	to	blk	s	min
		fg	fga	fg	fga	ft	fta										
11	HARRISON, D'Angelo	f	5	17	2	6	7	9	3	6	9	4	19	2	1	1	40
15	POINTER, Sir'Dominic	f	4	6	0	1	0	1	3	8	11	3	8	3	2	1	32
12	OBEKPA, Chris	c	2	7	0	0	6	11	4	5	9	4	10	0	5	3	34
01	GREENE IV, Phil	g	4	9	0	1	1	2	0	5	2	9	0	2	0	0	34
23	JORDAN, Rysheed	g	5	14	0	4	8	14	4	3	7	1	18	3	6	1	36
00	BRANCH, Jamal	g	2	3	0	1	0	0	1	3	4	2	4	1	1	0	12
04	JONES, Christian	g	1	2	0	0	0	0	0	1	1	2	0	1	0	0	9
10	BALAMOU, Felix	g	0	0	0	0	0	0	0	1	1	0	0	0	0	0	3
TEAM						3		4									
Totals		23	58	2	13	22	37	18	33	51	17	70	9	18	6	16	200

TOTAL FG%	1st Half: 12-36 33.3%	2nd Half: 11-22 50.0%	Game: 39.7%	DEADBALL
3-Pt. FG%	1st Half: 0-9 0.0%	2nd Half: 2-4 50.0%	Game: 15.4%	REBOUNDS
F Throw %	1st Half: 7-9 77.8%	2nd Half: 15-28 53.6%	Game: 59.5%	6

HOME TEAM: MINNESOTA 3-2

##	Player	tot-fg		3-pt		rebounds		fta	de	tot	pf	tp	a	to	blk	s	min
		fg	fga	fg	fga	ft	fta										
11	MORRIS, CARLOS	f	5	13	1	2	0	2	0	3	3	11	3	3	0	1	29
24	KING, JOEY	f	3	12	2	7	0	0	2	7	9	4	8	2	2	2	34
15	WALKER, MAURICE	c	3	9	0	0	0	0	1	5	6	2	6	0	2	1	24
01	HOLLINS, ANDRE	g	3	12	1	6	2	2	2	2	4	3	9	3	7	0	33
04	MATHIEU, DEANDRE	g	2	4	0	0	1	2	1	2	3	4	5	2	2	0	23
02	MASON, NATE	g	4	7	2	5	5	1	3	4	3	15	2	1	0	2	26
13	MARTIN, JOSH	g	0	1	0	0	0	0	0	0	0	0	0	0	1	2	3
23	BUGGS, CHARLES	g	1	4	0	2	1	3	1	0	1	1	3	0	0	0	12
55	ELIASON, ELLIOTT	g	2	2	0	0	0	2	2	4	6	4	4	0	2	2	16
TEAM						3		3									
Totals		23	64	6	19	9	16	13	26	39	24	61	12	20	7	7	200

TOTAL FG%	1st Half: 15-32 46.9%	2nd Half: 8-32 25.0%	Game: 35.9%	DEADBALL
3-Pt. FG%	1st Half: 6-11 54.5%	2nd Half: 0-8 0.0%	Game: 31.6%	REBOUNDS
F Throw %	1st Half: 4-6 66.7%	2nd Half: 5-10 50.0%	Game: 56.3%	2

Officials: Doug Shows, John Gaffney, Lamar Simpson
Technical fouls: St. John's-None. Minnesota-ELIASON, ELLIOTT.
Attendance: 5128

Game #5

Nov. 28, 2014 • Carnesecca Arena

	1	2	TOTAL
ST. JOHN'S	28	38	66
NO. 10/8 GONZAGA	33	40	73

NEW YORK - St. John's held No. 10/8 Gonzaga 20 points below its season average and trailed by just three with one minute left in regulation, but the Bulldogs managed to escape with a 73-66 victory in the NIT Season Tip-Off Championship at Madison Square Garden.

Phil Greene IV drained four 3-pointers and scored a game-high 20 points in St. John's first setback of the season. Rysheed Jordan added 19 points and D'Angelo Harrison finished with 15 points and six rebounds. Sir'Dominic Pointer contributed nine points and nine rebounds as the Red Storm finished -2 (36-38) on the glass, despite being outmatched by a Gonzaga frontline that featured three players 6-foot-10 and taller.

VISITORS: ST. JOHN'S 4-1

##	Player	tot-fg		3-pt		rebounds		fta	of	de	tot	pf	tp	a	to	blk	s	min
		fg	fga	fg	fga	ft	fta											
15	POINTER, Sir'Dominic	f	3	6	0	0	3	6	4	5	9	5	9	5	0	0	4	29
12	OBEKPA, Chris	c	0	2	0	0	1	2	2	4	5	1	0	1	3	2	22	
01	GREENE IV, Phil	g	8	16	4	9	0	0	1	3	4	2	20	1	1	0	1	31
11	HARRISON, D'Angelo	g	4	16	2	9	5	6	2	3	5	4	15	1	3	0	0	38
23	JORDAN, Rysheed	g	6	16	1	4	5	9	3	0	3	5	18	1	9	0	4	38
00	BRANCH, Jamal	0	1	0	0	0	0	1	4	5	0	0	2	0	0	0	0	21
02	STEWART, Myles	1	2	1	2	0	0	1	1	2	1	3	0	0	0	0	0	13
04	JONES, Christian	0	1	0	0	0	0	0	0	0	0	0	0	0	0	0	0	8
35	NDIAVE, Khadim	0	0	0	0	0	0	0	0	0	0	0	0	0	0	0	0	+
	TEAM							2	2	4								
	Totals		22	60	8	24	14	23	16	20	36	22	66	10	14	3	112	00

TOTAL FG%	1st Half: 10-29 34.5%	2nd Half: 12-31 38.7%	Game: 36.7%	DEADBALL
3-Pt. FG%	1st Half: 4-12 33.3%	2nd Half: 4-12 33.3%	Game: 33.3%	REBOUNDS
F Throw %	1st Half: 4-5 80.0%	2nd Half: 10-18 55.6%	Game: 60.9%	4

HOME TEAM: GONZAGA 6-0

##	Player	tot-fg		3-pt		rebounds		fta	of	de	tot	pf	tp	a	to	blk	s	min
		fg	fga	fg	fga	ft	fta											
24	KARNOWSKI, PRZEMEK	f	5	8	0	0	0	2	2	5	7	4	10	0	3	0	1	27
33	WILTJER, KYLE	f	3	9	0	2	2	5	1	4	5	2	8	0	2	0	1	20
04	PANGOS, KEVIN	g	3	8	1	5	4	4	3	1	4	1	11	9	3	0	2	40
05	BELL JR., GARY	g	4	7	2	4	3	5	1	6	7	4	13	1	2	0	0	33
22	WESLEY, BYRON	g	4	9	0	0	4	6	0	4	4	2	12	1	3	0	1	31
00	MELSON, SILAS	2	4	1	3	0	0	0	1	1	2	5	0	1	0	0	1	11
02	NUNEZ, ANGEL	0	0	0	0	0	0	0	0	0	0	0	0	0	1	0	0	3
03	DRANGINIS, KYLE	0	0	0	0	0	0	0	0	0	0	3	0	1	0	2	0	9
11	SABONIS, DOMANTAS	6	6	0	0	2	3	4	5	9	3	14	2	2	0	0	0	26
	TEAM							1	1									
	Totals		27	51	4	14	15	25	11	27	38	21	73	14	17	2	5	200

TOTAL FG%	1st Half: 14-28 50.0%	2nd Half: 13-23 56.5%	Game: 52.9%	DEADBALL
3-Pt. FG%	1st Half: 1-7 14.3%	2nd Half: 3-7 42.9%	Game: 28.6%	REBOUNDS
F Throw %	1st Half: 4-5 80.0%	2nd Half: 11-20 55.0%	Game: 60.0%	3

Officials: Pat Driscoll, Mike Stephens, Paul Szelc
Technical fouls: St. John's-None. Gonzaga-KARNOWSKI, PRZEMEK.
Attendance: 5548

Game #6

Dec. 2, 2014 • Carnesecca Arena

	1	2	TOTAL
ST. JOHN'S	35	35	70
NIAGARA	24	33	57

QUEEN'S, N.Y. - Nine different St. John's players made their way into the scoring column as the Red Storm led wire-to-wire and notched a 70-57 victory against Niagara at Carnesecca Arena. Boosted by an overall 11-block effort, the defense held the Purple Eagles to just 30.0 percent (21-of-70) shooting from the floor.

D'Angelo Harrison finished with 16 points and nine boards, while Jamal Branch added 12 points and six assists to lead St. John's (5-1). Sir'Dominic Pointer had eight points and nine rebounds, and Myles Stewart made three 3-pointers as part of a nine-point effort.

The Red Storm shot 49.1 percent (26-of-53) from the floor and added a 40.0 percent effort (8-of-20) from long range, while finishing even (41-41) with the Purple Eagles on the glass. Stewart and Chris Obekpa (five points, seven rebounds) each had three blocks in the contest.

VISITORS: NIAGARA 1-4

##	Player	tot-fg		3-pt		rebounds		fta	of	de	tot	pf	tp	a	to	blk	s	min
		fg	fga	fg	fga	ft	fta											
04	Harris, Rayvon	f	1	4	0	1	2	2	3	4	7	0	4	3	3	0	0	29
11	Snowden, Ramone	f	4	11	2	3	3	7	3	9	12	2	13	3	1	1	2	31
02	Blackman, Emile	g	9	21	2	7	1	1	1	3	4	2	21	0	0	0	0	37
10	Myers, Wesley	g	2	6	2	4	0	0	0	0	2	6	1	1	0	0	0	22
12	Davis, Karonn	g	2	10	1	5	1	1	0	3	3	4	6	5	1	1	2	35
05	Dickson, Daylar	0	1	0	0	0	0	0	0	0	0	0	0	0	1	0	0	4
13	Scott, Matt	0	5	0	2	0	0	1	3	4	1	0	0	2	0	0	1	18
14	Suber, James	0	0	0	0	0	0	0	0	0	0	0	0	0	0	0	0	1
15	Richardson, Julian	0	2	0	2	0	0	0	2	2	1	0	0	1	0	0	0	5
21	Skou Hansen, Anders	0	0	0	0	0	0	0	0	0	0	0	0	0	0	0	0	2
22	Reid, Dominique	3	10	1	1	0	0	2	3	5	4	7	0	1	0	0	0	16
	TEAM							4	4									
	Totals		21	70	8	25	7	11	14	27	41	16	57	12	11	2	5	200

TOTAL FG%	1st Half: 9-35 25.7%	2nd Half: 12-35 34.3%	Game: 30.0%	DEADBALL
3-Pt. FG%	1st Half: 1-12 8.3%	2nd Half: 7-13 53.8%	Game: 32.0%	REBOUNDS
F Throw %	1st Half: 5-6 83.3%	2nd Half: 2-5 40.0%	Game: 63.6%	2

HOME TEAM: ST. JOHN'S 5-1

##	Player	tot-fg		3-pt		rebounds		fta	of	de	tot	pf	tp	a	to	blk	s	min
		fg	fga	fg	fga	ft	fta											
02	STEWART, Myles	f	3	7	3	6	0	0	0	1	1	2	9	1	1	3	0	19
12	OBEKPA, Chris	c	2	5	0	0	1	3	1	6	7	4	5	1	2	3	1	26
00	BRANCH, Jamal	g	5	6	1	2	1	2	0	3	3	2	12	6	4	0	1	30
01	GREENE IV, Phil	g	3	8	1	3	0	0	1	4	5	0	7	0	1	0	0	24
11	HARRISON, D'Angelo	g	6	13	1	5	3	4	0	9	9	3	16	1	1	0	0	32
04	JONES, Christian	1	1	0	0	0	0	1	1	2	1	2	0	0	0	0	0	3
10	BALAMOU, Felix	0	0	0	0	0	0	0	0	0	0	1	0	0	1	0	0	6
14	ALIBEGOVIC, Amar	1	2	1	2	0	0	0	0	0	2	3	0	1	1	0	4	
15	POINTER, Sir'Dominic	4	8	0	0	0	0	0	0	9	9	1	8	4	1	3	1	30
23	JORDAN, Rysheed	1	3	1	2	5	7	0	2	2	3	8	4	2	1	2	2	26
	TEAM							1	2	3								
	Totals		26	53	8	20	10	16	4	37	41	19	70	17	14	11	5	200

TOTAL FG%	1st Half: 13-31 41.9%	2nd Half: 13-22 59.1%	Game: 49.1%	DEADBALL
3-Pt. FG%	1st Half: 6-15 40.0%	2nd Half: 2-5 40.0%	Game: 40.0%	REBOUNDS
F Throw %	1st Half: 3-4 75.0%	2nd Half: 7-12 58.3%	Game: 62.5%	2

Officials: Pat Driscoll, John Gaffney, Nathan Farrell
Technical fouls: Niagara-None. St. John's-None.
Attendance: 4475



Game #7

Dec. 6, 2014 • Carrier Dome

	1	2	TOTAL
ST. JOHN'S	32	37	69
SYRACUSE	28	29	57

SYRACUSE, N.Y. - St. John's men's basketball team rallied for a 69-57 victory over Syracuse before 24,884 fans at the Carrier Dome. Phil Greene IV scored 11-straight points to power a 17-2 run over the final 4:06 sending St. John's (6-1) to its first win at Syracuse in more than 15 years. The victory also snapped the Orange's 55-game non-conference home win streak, which was the second-longest active streak in the nation.

D'Angelo Harrison scored a game-high 24 points, shooting 4-for-8 from downtown and a perfect 8-for-8 at the free-throw line. Harrison's 3-pointer at 12:42 in the second half elevated the senior to eighth place on St. John's career scoring chart with 1,730 career points, surpassing Glen Williams (1973-77, 1,727 points).

The Red Storm buried 5-of-6 (83.3 percent) 3-pointers in the second half and shot 56.3 percent (9-of-16) from downtown in the contest.

VISITORS: ST. JOHN'S (6-1)

#	Player	tot-fg		3-pt		rebounds		fta	of	de	tot	pf	tp	a	to	blk	s	min
		fg	fga	fg	fga	fta	of											
12	OBEPKA, Chris	f	1	6	0	0	3	4	6	10	16	2	5	1	0	4	0	39
15	POINTER, Sir'Dominic	f	2	5	0	0	5	6	2	6	8	3	9	5	4	3	2	36
00	BRANCH, Jamal	g	1	3	0	0	0	1	1	1	2	1	2	1	1	0	0	15
01	GREENE IV, Phil	g	6	16	4	8	2	2	0	2	2	3	18	2	0	0	2	32
11	HARRISON, D'Angelo	g	6	12	4	6	8	0	3	3	2	24	1	1	0	2	38	
02	STEWART, Myles	0	0	0	0	0	0	0	0	0	1	0	0	0	0	0	0	3
14	ALIBEGOVIC, Amar	0	0	0	0	0	0	0	0	0	1	0	0	0	0	0	0	4
23	JORDAN, Rysheed	4	11	1	2	2	4	3	3	6	3	11	2	4	0	1	33	
TEAM		1																
Totals		20	53	9	16	20	25	12	26	38	16	69	12	10	7	7	200	

TOTAL FG%	1st Half: 11-29 37.9%	2nd Half: 9-24 37.5%	Game: 37.7%	DEADBALL
3-Pt. FG%	1st Half: 4-10 40.0%	2nd Half: 5-6 83.3%	Game: 56.3%	REBOUNDS
F Throw %	1st Half: 6-7 85.7%	2nd Half: 14-18 77.8%	Game: 80.0%	1

HOME TEAM: SYRACUSE (5-3)

##	Player	tot-fg		3-pt		rebounds		fta	of	de	tot	pf	tp	a	to	blk	s	min
		fg	fga	fg	fga	fta	of											
00	Michael Gbinije	f	6	10	1	3	0	2	0	5	5	13	5	3	0	1	37	
05	Chris McCullough	f	5	12	0	0	3	10	1	7	8	3	13	1	4	3	3	40
25	Rakeem Christmas	c	5	8	0	0	5	6	6	9	15	2	15	3	2	3	1	40
10	Trevor Cooney	g	1	6	0	4	0	2	2	4	3	2	3	0	0	2	40	
14	Kaleb Joseph	g	1	5	1	5	0	0	2	2	4	3	2	2	0	0	19	
02	B.J. Johnson	2	6	0	3	2	2	1	0	1	0	6	0	0	0	0	7	
04	Ron Patterson	2	9	1	7	0	0	0	0	0	2	5	3	1	0	0	17	
TEAM		3																
Totals		22	56	3	22	10	20	15	25	40	17	57	17	12	6	7	200	

TOTAL FG%	1st Half: 11-30 36.7%	2nd Half: 11-26 42.3%	Game: 39.3%	DEADBALL
3-Pt. FG%	1st Half: 1-13 7.7%	2nd Half: 2-9 22.2%	Game: 13.6%	REBOUNDS
F Throw %	1st Half: 5-9 55.6%	2nd Half: 5-11 45.5%	Game: 50.0%	3

Officials: Karl Hess, Mike Stephens, Jeff Anderson

Technical fouls: St. John's-None. Syracuse-None.

Attendance: 24884

Game #8

Dec. 10, 2014 • Carnesecca Arena

	1	2	TOTAL
NO. 24 ST. JOHN'S	39	35	74
FAIRLEIGH DICKINSON	25	27	52

QUEEN'S, N.Y. - D'Angelo Harrison scored a game-high 26 points and Chris Obekpa added a 10-point, 12-rebound double-double as No. 24/RV St. John's earned a 74-52 victory over Fairleigh Dickinson at Carnesecca Arena. The Red Storm had four players score double-figures, including a 16-point effort from Phil Greene IV and a 12-point game from Sir'Dominic Pointer.

Harrison shot 8-of-14 from the floor and made 8-of-8 free throws, while moving into sole possession of seventh place on the St. John's all-time scoring chart with 1,756 points. Pointer shot 6-for-6 from the field and Greene scored 12 of his 16 points in the first half to lift St. John's (7-1) to its fifth-straight win in Queens this season.

St. John's shot 56.9 percent (29-of-51) from the floor and posted a +11 (35-24) edge on the glass. The Red Storm also added 11 blocks, including six swats from Obekpa.

VISITORS: FAIRLEIGH DICKINSON 3-5

##	Player	tot-fg		3-pt		rebounds		fta	of	de	tot	pf	tp	a	to	blk	s	min
		fg	fga	fg	fga	fta	of											
20	HARRIS, Xavier	f	6	12	0	0	1	4	4	8	5	13	1	2	0	1	33	
35	STOKES, Darius	f	1	4	0	0	0	0	0	0	3	2	1	0	0	0	15	
03	MacDONALD, Matt	g	1	4	1	3	2	2	1	5	6	1	5	1	1	0	0	32
22	ANDERSON, Darian	g	1	7	0	2	0	0	0	1	1	4	2	2	2	0	1	30
24	JONES, Mustafaa	g	7	12	2	5	2	2	2	0	18	4	3	0	3	3	37	
02	NIX, Malachi	1	1	1	1	0	2	0	0	0	2	3	0	2	0	0	11	
05	POTTS Jr, Earl	0	4	0	1	2	2	0	1	1	2	0	0	0	0	0	12	
13	KINGSLEY, Scott	0	1	0	1	1	2	0	0	0	1	0	0	0	0	0	5	
15	TOWNES, Marques	1	5	0	1	2	6	4	4	2	4	1	1	0	0	0	21	
21	MANN, Myles	0	0	0	0	0	0	0	0	0	0	0	0	0	0	0	2	
33	SCHROBACK, Mike	1	1	0	0	0	1	0	0	0	2	0	0	0	0	0	2	
TEAM		2																
Totals		19	51	4	14	10	21	7	17	24	18	52	10	11	0	6	200	

TOTAL FG%	1st Half: 10-25 40.0%	2nd Half: 9-26 34.6%	Game: 37.3%	DEADBALL
3-Pt. FG%	1st Half: 2-7 28.6%	2nd Half: 2-7 28.6%	Game: 28.6%	REBOUNDS
F Throw %	1st Half: 3-8 37.5%	2nd Half: 7-13 53.8%	Game: 47.6%	7

HOME TEAM: ST. JOHN'S 7-1

##	Player	tot-fg		3-pt		rebounds		fta	of	de	tot	pf	tp	a	to	blk	s	min
		fg	fga	fg	fga	fta	of											
15	POINTER, Sir'Dominic	f	6	6	0	0	0	0	6	6	5	12	2	3	2	1	23	
12	OBEPKA, Chris	c	4	6	0	0	2	4	3	9	12	2	10	1	1	6	1	37
00	BRANCH, Jamal	g	1	2	0	0	0	0	1	1	2	2	0	2	0	0	28	
01	GREENE IV, Phil	g	7	15	2	4	0	0	3	3	0	16	4	2	1	2	36	
11	HARRISON, D'Angelo	g	8	14	2	7	8	1	5	6	2	26	3	1	2	1	36	
02	STEWART, Myles	0	0	0	0	0	0	0	1	1	0	0	0	0	0	0	3	
04	JONES, Christian	0	0	0	0	0	0	0	0	0	0	0	0	0	0	0	2	
05	LIPSCOMB, David	0	0	0	0	0	0	0	0	0	0	0	0	0	0	0	1	
10	BALAMOU, Felix	0	0	0	0	0	0	0	1	1	2	3	0	2	0	0	9	
23	JORDAN, Rysheed	3	8	1	4	1	2	1	1	2	8	5	2	0	1	2	24	
35	NDIAYE, Khadim	0	0	0	0	0	0	0	0	0	1	0	0	0	0	0	1	
TEAM		2																
Totals		29	51	5	15	11	14	6	29	35	17	74	15	13	11	6	200	

TOTAL FG%	1st Half: 16-27 59.3%	2nd Half: 13-24 54.2%	Game: 56.9%	DEADBALL
3-Pt. FG%	1st Half: 4-9 44.4%	2nd Half: 1-6 16.7%	Game: 33.3%	REBOUNDS
F Throw %	1st Half: 3-6 50.0%	2nd Half: 8-8 100%	Game: 78.6%	2

Officials: Wally Rutecki, Gary Prager, Matt Potter

Technical fouls: Fairleigh Dickinson-HARRIS, Xavier. St. John's-POINTER, Sir'Dominic.

Attendance: 4528

Game #9

Dec. 14, 2014 • Madison Square Garden

	1	2	TOTAL
NO. 24 ST. JOHN'S	39	35	74
FORDHAM	28	25	53

NEW YORK - Rysheed Jordan scored a game-high 24 points and D'Angelo Harrison added 22 as No. 24/RV St. John's cruised to a 74-53 victory against Fordham at the MSG Holiday Festival. The Red Storm extended its win streak to four games as it ran away with its seventh double-digit triumph of the season.

Jordan finished 9-of-12 from the floor, drained three 3-pointers and added a team-high four steals to lead St. John's (8-1). Harrison shot 8-of-12 and moved into sole possession of sixth place on St. John's career scoring list with 1,778 points.

Jamal Branch dished out seven assists without a turnover as St. John's committed only 10 in the entire contest. The Red Storm's defense converted 20 Ram miscues into 28 points.

VISITORS: FORDHAM 3-5

#	Player	tot-fg		3-pt		rebounds												
		fg	fga	fg	fga	ft	of	de	tot	pf	tp	a	to	blk	s	min		
30	RHOMES, RYAN	f	0	2	0	0	0	2	3	5	4	0	0	0	0	22		
43	SENGELDER, CHRIS	f	4	9	2	7	1	1	2	1	3	2	11	0	1	0	36	
04	PASCHALL, ERIC	c	6	12	2	6	0	1	7	8	1	14	0	4	0	32		
00	ANDERSON,ANTHONY	g	3	5	1	2	2	2	0	3	3	5	9	4	7	0	26	
01	THOMAS, MANDELL	g	4	11	0	3	3	9	3	0	3	3	11	5	2	0	7	37
03	ZARKOVIC, NEMANIA	g	2	0	2	0	1	0	0	0	0	1	0	0	2	0	4	
05	THOMPSON, ZAIRE	g	0	0	0	0	0	0	0	1	1	0	0	1	0	0	1	
13	MASSIMINO, MATT	g	0	0	0	0	0	0	0	0	0	0	0	0	1	0	1	
15	MUSOVIC, NIHAOD	g	0	0	0	0	0	0	0	0	0	0	0	0	0	0	2	
24	SMITH, BRYAN	g	2	5	0	2	4	0	1	1	0	8	1	1	0	0	20	
33	HALLAJ, ERANDO	g	0	0	0	0	0	0	0	0	0	0	0	0	0	0	1	
44	SUAREZ, MANNY	g	2	0	1	0	0	0	3	3	0	0	0	1	2	0	10	
55	BATTEE-ASTON, D	g	0	1	0	0	1	0	0	2	0	0	1	1	0	1	8	
TEAM		3 4 7																
Totals		19	49	5	22	10	17	11	23	34	21	53	11	20	4	8	200	

TOTAL FG%	1st Half: 10-25 40.0%	2nd Half: 9-24 37.5%	Game: 38.8%	DEADBALL
3-Pt. FG%	1st Half: 3-8 37.5%	2nd Half: 2-14 14.3%	Game: 22.7%	REBOUNDS
F Throw %	1st Half: 5-8 62.5%	2nd Half: 5-9 55.6%	Game: 58.8%	4

HOME TEAM: ST. JOHN'S 8-1

#	Player	tot-fg		3-pt		rebounds		fta	of	de	tot	pf	tp	a	to	blk	s	min	
		fg	fga	fg	fga	ft	fta												
15	POINTER, Sir'Dominic	f	3	5	0	1	3	0	3	3	7	0	1	0	1	0	1	23	
12	OBEKPA, Chris	c	3	5	0	0	2	1	3	3	6	0	0	0	0	0	1	16	
00	BRANCH, Jamal	g	0	2	0	1	2	2	1	1	2	2	7	0	0	0	0	25	
01	GREENE IV, Phil	g	3	12	0	3	1	2	0	2	2	0	7	0	0	0	0	2	32
11	HARRISON, D'Angelo	g	8	12	2	5	4	0	2	2	1	22	1	0	1	1	1	35	
02	STEWART, Myles	1	4	1	3	0	0	0	2	2	0	3	0	1	0	0	0	6	
04	JONES, Christian	0	1	0	0	2	4	2	4	6	1	2	0	0	0	0	0	17	
05	LIPSCOMB, David	0	0	0	0	0	0	0	0	0	0	1	0	0	1	0	0	2	
10	BALAMOU, Felix	0	2	0	0	1	2	3	1	4	1	1	0	2	0	1	0	9	
14	ALIBEGOVIĆ, Amar	0	1	0	1	0	0	0	1	1	0	0	1	0	0	0	0	5	
23	JORDAN, Rysheed	9	12	3	5	3	3	0	3	3	24	2	0	4	2	0	0	29	
35	NDIAVE, Khadim	0	0	0	0	0	0	0	0	0	0	0	0	0	0	0	0	1	
TEAM		2 2 4																	
Totals		27	56	6	19	14	20	10	22	32	16	74	10	8	1	10	200		

TOTAL FG%	1st Half: 13-28 46.4%	2nd Half: 14-28 50.0%	Game: 48.2%	DEADBALL
3-Pt. FG%	1st Half: 3-11 27.3%	2nd Half: 3-8 37.5%	Game: 31.6%	REBOUNDS
F Throw %	1st Half: 10-11 90.9%	2nd Half: 4-9 44.4%	Game: 70.0%	2

Officials: Pat Driscoll, Brian O'Connell, Tony Chiazza
Technical fouls: Fordham-ANDERSON, ANTWOINE. St. John's-OBEKPA, Chris 2.
Attendance: 8074

Game #10

Dec. 19, 2014 • Carnesecca Arena

	1	2	TOTAL
NO. 20/23 ST. JOHN'S	18	35	53
SAINT MARY'S	33	14	47

QUEENS, N.Y. - D'Angelo Harrison scored a team-high 21 points and Sir'Dominic Pointer registered an 11-point, 11-rebound double-double as No. 20/23 St. John's overcame a 15-point halftime deficit and won its fifth-straight game with a 53-47 triumph against Saint Mary's in front of 4,645 fans at Carnesecca Arena.

Harrison reached the 20-point mark for the fourth-straight game to lead St. John's (9-1), which has won 9-of-10 games to open the season for the first time since 2009-10. Pointer scored all 11 of his points in the second half and the Red Storm shot 46.4 percent (13-of-28) after the break to help fuel the comeback.

Chris Obekpa contributed eight points, seven rebounds and two blocks, while Joey De La Rosa added two blocks and one rebound in his Red Storm debut.

VISITORS: SAINT MARY'S 6-3

#	Player	tot-fg		3-pt		rebounds					tp	a	to	blk	s	min	
		fg	fga	fg	fga	fta	of	de	pf								
00	Waldow,Brad	f	12	24	0	0	2	3	5	6	11	1	26	0	7	0	36
11	Pineau,Dane	f	2	5	0	1	2	3	3	8	11	3	6	3	1	0	32
03	Carter,Kerry	g	1	6	1	3	1	2	1	3	4	2	4	0	0	0	23
25	Duffy,Treaven	g	1	2	0	0	0	2	1	1	2	4	2	0	0	0	10
41	Naar,Emmett	g	0	4	0	2	0	0	3	3	0	5	4	0	1	0	25
20	Bright,Aaron	1	7	1	4	2	2	0	1	1	2	5	1	2	0	1	26
22	Jackson, Garrett	0	0	0	0	0	2	0	1	1	0	0	0	0	0	0	7
30	Simmons, Desmond	1	3	0	2	2	3	2	7	9	4	4	2	1	2	0	27
TEAM		3 2 5															2
Totals		18	51	2	12	9	17	15	32	47	20	47	15	17	3	4	200
TOTAL FG%		1st Half:	12-28	42.9%	2nd Half:	6-23	26.1%	Game:		35.3%	DEADBALL						
3-Pt. FG%		1st Half:	2-6	33.3%	2nd Half:	0-6	0.0%	Game:		16.7%	REBOUNDS						
FThrow %		1st Half:	7-12	58.3%	2nd Half:	2-5	40.0%	Game:		52.9%	5						

TOTAL FG%	1st Half: 12-28 42.9%	2nd Half: 6-23 26.1%	Game: 35.3%	DEADBALL
3-Pt. FG%	1st Half: 2-6 33.3%	2nd Half: 0-6 0.0%	Game: 16.7%	REBOUNDS
F Throw %	1st Half: 7-12 58.3%	2nd Half: 2-5 40.0%	Game: 52.9%	5

HOME TEAM: ST. JOHN'S 9-1

01	GREENE IV, Phil	g	1	9	1	4	2	2	1	3	4	1	5	2	0	0	0	35
11	HARRISON, D'Angelo	g	7	16	2	5	5	8	0	1	1	3	21	1	3	0	3	37
02	STEWART, Myles		0	0	0	0	0	0	0	0	0	0	0	0	0	0	0	2
04	JONES, Christian		0	0	0	0	0	0	0	0	0	0	0	0	0	0	0	3
23	JORDAN, Rysheed		2	11	1	5	1	4	2	0	2	4	6	1	3	0	1	28
34	DE LA ROSA, Joey		0	1	0	0	0	0	0	1	1	2	0	0	0	0	2	12
TEAM			1 1 2															
Totals			19	53	4	14	11	19	8	21	29	17	53	11	8	6	7	200
TOTAL FG%			1st Half: 6-25	24.0%	2nd Half: 13-28		46.4%	Game: 35.8%		DEADBALL								
3-Pt. FG%			1st Half: 2-7	28.6%	2nd Half: 2-7		28.6%	Game: 28.6%		REBOUNDS								
F-Throw %			1st Half: 4-9	44.4%	2nd Half: 7-10		70.0%	Game: 59.9%		2								
Officials: Gary Prager, Clarence Armstrong, Brent Hampton																		
Technical fouls: Saint Mary's-None. St. John's-None.																		
Attendance: 4645																		

TOTAL FG%	1st Half: 6-25 24.0%	2nd Half: 13-28 46.4%	Game: 35.8%	DEADBALL
3-Pt. FG%	1st Half: 2-7 28.6%	2nd Half: 2-7 28.6%	Game: 28.6%	REBOUNDS
F Throw %	1st Half: 4-9 44.4%	2nd Half: 7-10 70.0%	Game: 57.9%	2

Officials: Gary Prager, Clarence Armstrong, Brent Hampton
Technical fouls: Saint Mary's-None. St. John's-None.
Attendance: 4645



Game #11

Dec. 22, 2014 • Carnesecca Arena

	1	2	TOTAL
NO. 17/19 ST. JOHN'S	24	42	66
LONG BEACH STATE	20	29	49

QUEENS, N.Y. - Chris Obekpa scored 16 points to lead four players in double-figures as No. 17/19 St. John's recorded its sixth-straight win with a 66-49 victory against Long Beach State in front of 5,014 fans at Carnesecca Arena.

Obekpa made 7-of-8 shots from the floor, while adding eight rebounds and six blocks to lead St. John's (10-1), while Phil Greene IV also scored 16 points. Jamal Branch added 11 points and Sir'Dominic Pointer contributed 11 points, seven rebounds, seven assists, three blocks and two steals.

VISITORS: LONG BEACH STATE 5-8

##	Player	tot-fg		3-pt		rebounds		fta	of	de	tot	pf	tp	a	to	blk	s	min
		fg	fga	fg	fga	ft	fta											
04	Yussuf, Temidayo	f	0	7	0	0	0	2	3	5	0	0	0	2	1	0	19	
35	Williams, Jack	f	1	8	1	2	1	2	0	5	5	2	4	0	1	0	19	
01	Lamb, Tyler	g	4	10	2	7	0	0	1	5	6	4	10	2	2	0	1	25
05	Caffey, Mike	g	6	11	1	3	0	1	1	0	1	0	13	3	2	1	2	36
14	Jones, Branford	g	2	7	1	3	0	0	2	4	6	3	5	2	4	0	0	28
03	Moye, Anson	1	1	1	1	0	0	0	0	0	0	1	3	0	1	0	0	1
11	Samuels, David	1	5	0	0	1	1	3	2	5	4	3	1	2	0	1	19	
12	McKnight, Eric	3	3	0	0	0	0	1	3	4	0	6	0	0	0	2	0	14
13	North, Deontae	0	3	0	2	0	0	0	1	1	0	0	1	1	0	0	10	10
21	Bibbins, Justin	0	0	0	0	0	0	0	1	1	0	0	2	0	0	0	0	9
24	Hammonds, Travis	1	2	0	0	0	2	1	1	2	1	2	1	2	0	0	0	7
31	LaSalle, McKay	1	5	1	4	0	0	0	0	0	2	3	1	0	0	0	12	
34	Lockett, Charles	0	0	0	0	0	0	0	0	0	0	0	0	0	0	0	0	1
TEAM																		
Totals		20	62	7	22	2	6	15	27	42	17	49	13	17	4	4	200	

TOTAL FG%	1st Half: 9-37 24.3%	2nd Half: 11-25 44.0%	Game: 32.3%	DEADBALL
3-Pt. FG%	1st Half: 1-13 7.7%	2nd Half: 6-9 66.7%	Game: 31.8%	REBOUNDS
F Throw %	1st Half: 1-2 50.0%	2nd Half: 1-4 25.0%	Game: 33.3%	2

HOME TEAM: ST. JOHN'S 10-1

##	Player	tot-fg		3-pt		rebounds		fta	of	de	tot	pf	tp	a	to	blk	s	min
		fg	fga	fg	fga	ft	fta											
15	POINTER, Sir'Dominic	f	4	13	0	1	3	4	1	6	7	1	11	7	2	3	2	39
12	OBEKPA, Chris	c	7	8	0	0	2	4	2	6	8	2	16	0	1	6	2	37
00	BRANCH, Jamal	g	5	9	0	1	1	2	1	2	1	11	3	2	0	4	37	
01	GREENE IV, Phil	g	7	18	2	8	0	0	0	2	2	0	16	2	1	0	4	37
11	HARRISON, D'Angelo	g	3	8	1	3	2	2	2	8	10	2	9	1	1	0	0	32
02	STEWART, Myles	0	2	0	2	0	0	0	0	0	1	0	0	0	0	0	0	4
04	JONES, Christian	1	1	0	0	0	0	0	0	0	2	0	0	0	0	0	0	1
05	LIPSCOMB, David	0	0	0	0	0	0	0	0	0	0	0	0	0	0	0	0	0+
10	BALAMOU, Felix	0	1	0	0	0	1	0	1	0	1	0	0	0	0	0	0	9
14	ALIBEGOVIC, Amar	0	0	0	0	1	2	0	0	0	1	1	1	0	0	0	0	1
34	DE LA ROSA, Joey	0	0	0	0	0	2	1	1	2	1	0	0	0	0	0	0	3
TEAM																		
Totals		27	60	3	15	9	16	10	29	39	9	66	14	7	9	12	200	

TOTAL FG%	1st Half: 11-27 40.7%	2nd Half: 16-33 48.5%	Game: 45.0%	DEADBALL
3-Pt. FG%	1st Half: 1-6 16.7%	2nd Half: 2-9 22.2%	Game: 20.0%	REBOUNDS
F Throw %	1st Half: 1-6 16.7%	2nd Half: 8-10 80.0%	Game: 56.3%	3

Officials: Jim Burr, Earl Walton, Ray Natili

Technical fouls: Long Beach State-None. St. John's-None.

Attendance: 5014

Game #12

Dec. 28, 2014 • Barclays Center

	1	2	TOTAL
NO. 17/19 ST. JOHN'S	47	35	82
TULANE	22	35	57

BROOKLYN, N.Y. - Sir'Dominic Pointer registered his first-career 20-point game and finished with 24 points as No. 17/19 St. John's won its seventh-straight game with an 82-57 victory against Tulane as part of the BROOKLYN HOOPS Winter Festival at Barclays Center.

Pointer shot 9-of-13 from the floor and added seven steals to go with four rebounds, four assists and two blocks for St. John's (11-1), which is off to an 11-1 start for the first time since 1985-86. D'Angelo Harrison added 21 points to move into fourth on the St. John's all-time scoring list with 1,829 points. Rysheed Jordan chipped in with 12 points to give the Red Storm three players in double-figures.

St. John's shot 50.8 percent (31-of-61) from the floor and added a 73.7 percent (14-of-19) effort at the charity stripe.

VISITORS: TULANE 9-3

##	Player	tot-fg		3-pt		rebounds		fta	of	de	tot	pf	tp	a	to	blk	s	min
		fg	fga	fg	fga	ft	fta											
00	DABNEY, Louis	*	5	11	2	7	0	0	2	1	3	2	12	1	2	0	0	28
02	STARKE, Jonathan	*	6	15	1	6	2	2	0	1	1	1	15	3	4	0	0	33
15	SMITH, Ryan	*	1	2	0	0	0	1	2	3	3	2	0	2	0	0	14	
24	HOOK, Jay	*	3	10	2	7	0	3	1	4	5	3	8	1	1	0	1	30
34	DRIVE, Tre	*	0	0	0	0	1	2	0	4	4	1	1	0	1	0	1	19
01	PINCKNEY, Keith	2	4	0	0	0	0	0	0	0	0	4	3	2	0	0	10	
03	MACK, Kajon	1	4	0	2	0	0	0	4	4	2	2	0	1	1	0	20	
11	HEARLUV, Josh	1	2	0	1	1	2	0	1	1	1	3	1	1	0	0	11	
21	OSETKOWSKI, Dylan	2	7	1	1	3	6	3	4	7	3	8	0	2	0	1	23	
23	LIBERMAN, Aaron	0	0	0	0	0	0	0	0	0	0	0	0	0	0	1	0	3
25	HENSON, Payton	1	3	0	1	0	0	1	2	3	0	2	1	1	1	0	9	
TEAM																		
Totals		22	58	6	25	7	15	8	26	34	16	57	10	17	3	3	200	

TOTAL FG%	1st Half: 9-25 36.0%	2nd Half: 13-33 39.4%	Game: 37.9%	DEADBALL
3-Pt. FG%	1st Half: 2-11 18.2%	2nd Half: 4-14 28.6%	Game: 24.0%	REBOUNDS
F Throw %	1st Half: 2-4 50.0%	2nd Half: 5-11 45.5%	Game: 46.7%	5

HOME TEAM: ST. JOHN'S 11-1

##	Player	tot-fg		3-pt		rebounds		fta	of	de	tot	pf	tp	a	to	blk	s	min
		fg	fga	fg	fga	ft	fta											
00	BRANCH, Jamal	*	2	3	1	1	0	0	1	2	3	2	5	2	1	0	1	27
01	GREENE IV, Phil	*	3	8	1	2	1	2	0	2	2	0	8	3	1	0	1	28
11	HARRISON, D'Angelo	* 7	13	1	4	6	6	0	2	2	3	21	3	0	0	1	27	
12	OBEKPA, Chris	*	1	3	0	0	0	1	7	8	2	2	0	4	0	0	22	
15	POINTER, Sir'Dominic	*	9	13	0	1	6	7	0	4	1	4	24	4	3	2	7	34
02	STEWART, Myles	0	2	0	1	0	0	0	1	1	1	0	0	0	0	0	0	7
04	JONES, Christian	0	0	0	0	0	0	0	2	2	4	0	0	0	0	0	0	9
05	LIPSCOMB, David	0	0	0	0	0	0	0	1	1	0	0	1	0	0	0	0	0+
10	BALAMOU, Felix	2	3	0	0	0	0	1	1	2	1	4	1	0	0	0	1	12
14	ALIBEGOVIC, Amar	1	3	1	3	0	0	0	2	2	0	3	0	0	0	0	0	6
23	JORDAN, Rysheed	5	11	2	5	0	0	0	2	2	4	12	3	3	1	2	22	
34	DE LA ROSA, Joey	1	2	0	0	1	4	2	2	4	2	3	0	2	0	1	6	
35	NDIAVE, Khadim	0	0	0	0	0	0	0	0	0	0	0	0	0	0	0	0	0+
TEAM																		
Totals		31	61	6	17	14	19	8	31	39	16	82	17	11	7	14	200	

TOTAL FG%	1st Half: 18-32 56.3%	2nd Half: 13-29 44.8%	Game: 50.8%	DEADBALL
3-Pt. FG%	1st Half: 3-8 37.5%	2nd Half: 3-9 33.3%	Game: 35.3%	REBOUNDS
F Throw %	1st Half: 8-10 80.0%	2nd Half: 6-9 66.7%	Game: 73.7%	1

Officials: Ed Corbett, Clarence Armstrong, Matt Potter

Technical fouls: Tulane-None. St. John's-HARRISON, D'Angelo.

Attendance: 6032

Game #13

Dec. 31, 2014 • Prudential Center

	1	2	TOTAL
NO. 15/17 ST. JOHN'S	35	32	67
SETON HALL	40	38	78

NEWARK, N.J. - No. 15/17 St. John's led by as many as six in the first half and trailed by just two with less than six minutes to play in the game, but local rival Seton Hall took advantage of 31 trips to the free throw line to defeat the Red Storm, 78-67, in the BIG EAST opener. The setback ended the Red Storm's seven-game win streak and marks the nationally-ranked team's first loss since being edged by then-No. 10/8 Gonzaga in the NIT Season Tip Off Championship Game.

D'Angelo Harrison reached the 20-point mark for the sixth time in the past seven games with a 25-point effort to lead St. John's (11-2, 0-1) and match Sterling Gibbs as the game's high scorer. Phil Greene IV added 15 points, while Rysheed Jordan contributed 11 points. The Red Storm shot 43.3 percent (26-of-60) from the floor, but went 10-of-16 (62.5 percent) from the charity stripe.

VISITORS: ST. JOHN'S 11-2, 0-1

##	Player	tot-fg		3-pt		rebounds		fta	of	de	tot	pf	tp	a	to	blk	s	min
		fg	fga	fg	fga	ft	fta											
12	OBEKPA, Chris	f	3	5	0	0	1	2	4	1	5	4	7	0	3	5	0	33
15	POINTER, Sir'Dominic	f	2	6	0	1	0	0	4	3	7	5	4	1	1	1	0	34
00	BRANCH, Jamal	g	2	6	0	2	1	1	2	5	7	2	5	4	0	0	0	32
01	GREENE IV, Phil	g	6	16	3	7	0	0	1	1	15	0	1	0	1	0	1	34
11	HARRISON, D'Angelo	g	9	17	2	8	5	7	1	3	4	5	25	1	1	0	1	38
10	BALAMOU, Felix	g	0	0	0	0	0	0	0	2	0	0	0	0	0	0	0	3
23	JORDAN, Rysheed	4	10	0	2	3	6	2	2	4	11	1	2	0	0	0	0	23
34	DE LA ROSA, Joey	0	0	0	0	0	0	0	1	1	2	0	0	0	0	0	0	3
TEAM		3 3																
Totals		26	60	5	20	10	16	13	19	32	25	67	7	8	6	5	200	

TOTAL FG%	1st Half: 14-27 51.9%	2nd Half: 12-33 36.4%	Game: 43.3%	DEADBALL
3-Pt. FG%	1st Half: 3-9 33.3%	2nd Half: 2-11 18.2%	Game: 25.0%	REBOUNDS
F Throw %	1st Half: 4-6 66.7%	2nd Half: 6-10 60.0%	Game: 62.5%	3,1

HOME TEAM: SETON HALL 11-2, 1-0

#	Player	tot-fg		3-pt		rebounds		fta	of	de	tot	pf	tp	a	to	blk	s	min
		fg	fga	fg	fga	ft	fta											
02	MOBLEY, Brandon	f	4	9	1	4	4	4	3	7	10	1	13	2	1	0	0	31
31	DELGADO, Angel	f	5	8	0	0	3	9	3	9	12	3	13	2	0	1	0	31
45	MANGA, Stephane	f	0	2	0	1	0	0	1	1	2	0	0	0	0	0	0	15
04	GIBBS, Sterling	g	7	13	5	7	6	8	0	2	2	25	8	0	0	0	0	38
30	SINA, Jaren	g	5	9	4	8	0	3	1	4	2	14	3	2	0	0	0	37
00	CARRINGTON, Khadeen	2	7	0	3	7	8	0	2	2	3	11	3	3	0	2	29	
13	KARLIS, Haralds	0	0	0	0	0	0	0	0	0	0	0	0	0	0	0	0	1
14	SANOGO, Ismael	0	0	0	0	0	0	0	0	0	0	0	0	0	0	0	0	+
20	RODRIGUEZ, Desi	0	2	0	0	2	2	0	2	2	1	2	0	1	0	2	11	
25	ANTHONY, Rashed	0	0	0	0	0	0	0	0	0	2	0	0	0	0	1	1	7
TEAM		4 4 2																
Totals		23	50	10	23	22	31	13	24	37	16	78	18	9	2	5	200	

TOTAL FG%	1st Half: 13-26 50.0%	2nd Half: 10-24 41.7%	Game: 46.0%	DEADBALL
3-Pt. FG%	1st Half: 4-11 36.4%	2nd Half: 6-12 50.0%	Game: 43.5%	REBOUNDS
F Throw %	1st Half: 10-15 66.7%	2nd Half: 12-16 75.0%	Game: 71.0%	3

Officials: Michael Stephens, James Breeding and Jim Burr
Technical fouls: St. John's-JORDAN, Rysheed. Seton Hall-CARRINGTON, Khadeen.
Attendance: 9183

Game #14

Jan. 3, 2015 • Carnesecca Arena

	1	2	TOTAL
NO. 15/17 ST. JOHN'S	30	39	69
BUTLER	26	47	73

QUEENS, N.Y. - D'Angelo Harrison scored 31 points, but No. 15/17 St. John's came up short in a 73-69 setback against Butler before a sellout crowd of 5,602 at Carnesecca Arena. The Bulldogs shot 61.5 percent (16-of-26) in the second half to snap the Red Storm's seven-game win streak in Queens.

Harrison finished 10-of-21 from the floor and made 9-of-11 free throws en route to his third-career 30-point game for St. John's (11-3, 0-2). Phil Greene IV added 14 points and Chris Obekepa totaled 11 points, seven rebounds and five blocks. Sir'Dominic Pointer contributed nine points, eight rebounds, four assists, three blocks and three steals as part of an all-around effort.

VISITORS: BUTLER 11-4, 1-1 BE

##	Player	tot-fg		3-pt		rebounds		fta	of	de	tot	pf	tp	a	to	blk	s	min
		fg	fga	fg	fga	ft	fta											
21	JONES, Roosevelt	f	7	12	0	0	0	2	0	4	4	3	14	3	2	0	0	39
31	WOODS, Kameron	f	2	6	0	0	4	4	2	8	10	3	8	0	0	1	0	32
45	CHIRABASZCZ, Andrew	f	3	8	0	2	2	4	1	2	3	4	8	2	3	1	1	32
03	BARLOW, Alex	g	6	9	1	2	2	2	2	4	6	1	15	2	1	0	2	38
24	DUNHAM, Kellen	g	8	16	6	7	6	8	1	3	4	1	28	0	2	0	0	35
00	ETHERINGTON, Austin	0	1	0	0	0	0	1	0	1	2	0	1	0	0	0	0	12
04	WIDEMAN, Tyler	0	0	0	0	0	0	0	2	2	0	0	0	0	0	0	0	4
11	ALDRIDGE, Jackson	0	0	0	0	0	0	0	0	1	0	0	0	0	0	0	0	1
30	MARTIN, Kelan	0	2	0	1	0	0	0	0	0	1	0	0	0	0	0	0	7
TEAM		3 1 4																
Totals		26	54	7	12	14	20	10	24	34	16	73	8	9	4	3	200	

TOTAL FG%	1st Half: 10-28 35.7%	2nd Half: 16-26 61.5%	Game: 48.1%	DEADBALL
3-Pt. FG%	1st Half: 4-8 50.0%	2nd Half: 3-4 75.0%	Game: 58.3%	REBOUNDS
F Throw %	1st Half: 2-6 33.3%	2nd Half: 12-14 85.7%	Game: 70.0%	4

HOME TEAM: ST. JOHN'S 11-3, 0-2 BE

#	Player	tot-fg		3-pt		rebounds		fta	of	de	tot	pf	tp	a	to	blk	s	min
		fg	fga	fg	fga	ft	fta											
15	POINTER, Sir'Dominic	f	4	13	0	3	1	2	0	8	8	2	9	4	0	3	3	40
12	OBEKPA, Chris	c	4	6	0	0	3	4	4	3	7	4	11	0	0	5	0	35
00	BRANCH, Jamal	g	1	2	0	0	2	2	0	2	2	2	4	2	3	0	1	34
01	GREENE IV, Phil	g	6	10	2	5	0	0	0	0	0	2	14	2	3	0	0	37
11	HARRISON, D'Angelo	g	10	21	2	5	9	11	4	5	5	31	2	1	1	3	40-	
02	STEWART, Myles	0	0	0	0	0	0	0	0	0	0	0	0	0	0	0	0	+
04	JONES, Christian	0	1	0	1	0	0	0	1	1	0	0	0	0	0	0	0	9
34	DE LA ROSA, Joey	0	1	0	0	0	0	0	0	0	0	0	0	0	0	0	0	5
TEAM		1 2 3																
Totals		25	54	4	14	15	19	6	20	26	15	69	10	7	9	7	200	

TOTAL FG%	1st Half: 12-27 44.4%	2nd Half: 13-27 48.1%	Game: 46.3%	DEADBALL
3-Pt. FG%	1st Half: 2-8 25.0%	2nd Half: 2-6 33.3%	Game: 28.6%	REBOUNDS
F Throw %	1st Half: 4-4 100%	2nd Half: 11-15 73.3%	Game: 78.9%	3

Officials: John Gaffney, Joe Lindsay, Earl Walton
Technical fouls: Butler-None. St. John's-None.
Attendance: 5602



Game #15

Jan. 6, 2015 • Madison Square Garden

	1	2	TOTAL
NO. 24/24 ST. JOHN'S	35	37	72
NO. 8/8 VILLANOVA	34	56	90

NEW YORK - No. 24/24 St. John's led by two with 11:52 left in regulation, but No. 8/8 Villanova closed the game on a 38-18 run and defeated the Red Storm, 90-72, in front of 8,565 fans at Madison Square Garden.

D'Angelo Harrison scored a game-high 25 points, reaching the 20-point plateau for the eighth time in the past nine games to pace St. John's (11-4, 0-3). Phil Greene IV added 14 points, climbing to 990 for his career, while Jamal Branch contributed nine points, four boards, three assists and three steals. The Red Storm shot 48.3 percent (28-of-58) from the floor, including a 53.6 percent effort (15-of-28) in the first half.

VISITORS: VILLANOVA 14-1, 2-1

##	Player	fg	fta	3-pt	fta	rebounds	ft	of	de	to	pf	tp	a	to	blk	s	min
22	PINKSTON, Jay/Vaughn	f	3	6	0	1	1	5	6	4	7	1	1	2	0	20	
23	OCHEFU, Daniel	f	6	7	0	1	2	7	6	13	2	13	4	2	1	0	22
04	HILLIARD, Darrun	g	7	14	3	7	4	2	1	3	1	21	1	1	0	1	29
15	ARCIDIACONO, Ryan	g	1	3	1	2	6	0	0	1	9	10	0	0	2	34	
31	ENNIS, Dylan	g	7	13	1	4	0	0	2	7	9	1	15	4	2	0	31
02	JENKINS, Kris	g	2	2	2	2	0	0	0	0	4	6	0	0	0	9	
03	HART, Josh	g	4	9	2	5	0	2	2	1	10	0	4	0	4	1	29
05	BOOTH, Phil	g	4	7	1	3	0	0	3	3	2	9	2	3	0	0	24
14	REYNOLDS, Darryl	g	0	0	0	0	0	0	0	0	0	0	0	0	0	0	2
TEAM		23 5															
Totals		34	61	10	23	12	16	14	27	41	16	90	22	13	3	7	200

TOTAL FG%	1st Half: 14-32 43.8%	2nd Half: 20-29 69.0%	Game: 55.7%	DEADBALL
3-Pt. FG%	1st Half: 3-11 27.3%	2nd Half: 7-12 58.3%	Game: 43.5%	REBOUNDS
F Throw %	1st Half: 3-4 75.0%	2nd Half: 9-12 75.0%	Game: 75.0%	1

HOME TEAM: ST. JOHN'S 11-4, 0-3

##	Player	tot-fg		3-pt		rebounds		ft	of	de	to	pf	tp	a	to	blk	s	min
		fg	fga	fg	fga	ft	fta											
00	BRANCH, Jamal	f	4	9	0	1	1	1	3	4	4	9	3	1	0	3	35	
12	OBEKPA, Chris	f	4	5	0	0	0	0	2	3	5	4	8	0	0	3	1	25
15	POINTER, Sir/Dominic	f	4	6	0	0	1	3	0	2	2	5	9	1	1	4	0	23
01	GREENE IV, Phil	g	6	14	2	7	0	0	0	0	3	1	14	2	3	0	1	37
11	HARRISON, D'Angelo	g	8	15	2	3	7	8	1	3	4	3	25	2	0	0	1	38
02	STEWART, Myles	g	2	2	1	1	0	0	0	0	0	0	5	0	0	0	1	5
04	JONES, Christian	g	0	1	0	0	0	0	0	0	0	1	0	0	1	0	0	6
05	LIPSCOMB, David	g	0	0	0	0	0	0	0	0	0	0	0	0	0	0	0	1
14	ALIBEGOVIC, Amar	g	0	0	0	0	0	0	0	0	0	0	0	0	0	0	0	1
23	JORDAN, Rysheed	g	0	6	0	1	2	2	0	1	1	1	2	0	3	0	1	26
34	DE LA ROSA, Joey	g	0	0	0	0	0	0	0	0	0	0	0	0	0	0	0	3
TEAM																		
Totals		28	58	5	13	11	14	5	16	21	19	72	8	10	7	8	200	

TOTAL FG%	1st Half: 15-28 53.6%	2nd Half: 13-30 43.3%	Game: 48.3%	DEADBALL
3-Pt. FG%	1st Half: 3-7 42.9%	2nd Half: 2-6 33.3%	Game: 38.5%	REBOUNDS
F Throw %	1st Half: 2-3 66.7%	2nd Half: 9-11 81.8%	Game: 78.6%	1

Officials: Ed Corbett, Roger Ayers, Tony Chiazza
Technical fouls: Villanova-None. St. John's-None.
Attendance: 8565

Game #16

Jan. 14, 2015 • Dunkin' Donuts Center

	1	2	TOTAL
ST. JOHN'S	42	41	83
PROVIDENCE	30	40	70

PROVIDENCE, R.I. - Phil Greene IV and D'Angelo Harrison each reached career milestones on a night that St. John's (12-4, 1-3) rallied to a hard fought 83-70 road victory over Providence (13-5, 1-3). The Red Storm shot 50.9 (27-of-53) from the field and 58.8 percent (10-of-17) from downtown en route to a double-digit victory at the Dunkin' Donuts Center.

Greene matched Harrison with a team-high 20 points and became the 49th player in program history to reach the 1,000-point plateau. Harrison's 20 points sent the four-year senior into third place on St. John's career scoring list (1,930) surpassing Felipe Lopez (1994-98, 1,927)..

VISITORS: ST. JOHN'S 12-4, 1-3 BE

##	Player	tot-fg		3-pt		rebounds		ft	of	de	to	pf	tp	a	to	blk	s	min
		fg	fga	fg	fga	ft	fta											
12	OBEKPA, Chris	f	1	3	0	0	0	0	2	3	5	5	2	1	1	0	0	23
15	POINTER, Sir/Dominic	f	3	8	0	1	12	14	0	8	8	4	18	3	3	1	2	37
01	GREENE IV, Phil	g	7	13	5	8	1	2	1	3	4	1	20	2	0	0	1	38
11	HARRISON, D'Angelo	g	7	14	4	6	2	3	0	4	4	3	20	4	3	0	1	39
23	JORDAN, Rysheed	g	6	11	1	2	4	6	2	1	3	3	17	2	3	0	1	36
10	BALAMOU, Felix	g	1	2	0	0	0	0	0	1	1	0	2	0	0	0	1	7
14	ALIBEGOVIC, Amar	g	2	2	0	0	0	0	0	2	2	3	4	1	0	1	0	14
34	DE LA ROSA, Joey	g	0	0	0	0	0	0	0	0	0	1	0	0	0	0	0	6
TEAM																		
Totals		27	53	10	17	19	25	6	23	29	20	83	13	10	2	6	200	

TOTAL FG%	1st Half: 16-29 55.2%	2nd Half: 11-24 45.8%	Game: 50.9%	DEADBALL
3-Pt. FG%	1st Half: 8-13 61.5%	2nd Half: 2-4 50.0%	Game: 58.8%	REBOUNDS
F Throw %	1st Half: 2-2 100%	2nd Half: 17-23 73.9%	Game: 76.0%	1,1

HOME TEAM: PROVIDENCE 13-5, 3-2 BE

##	Player	tot-fg		3-pt		rebounds		ft	of	de	to	pf	tp	a	to	blk	s	min
		fg	fga	fg	fga	ft	fta											
00	BENTIL, Ben	f	3	9	0	2	2	5	4	6	10	4	8	0	0	1	1	28
23	HENTON, LaDontae	f	9	17	3	7	1	5	3	1	4	3	22	2	3	0	2	39
33	DESROSIERES, Carson	c	2	7	0	0	2	2	4	1	5	4	6	0	1	2	0	16
03	DUNN, Kris	g	6	13	0	3	5	7	0	7	7	3	17	10	5	0	2	38
21	LINDSEY, Jalen	g	1	5	1	4	0	0	1	4	5	3	3	0	1	0	0	22
13	CHUKWU, Paschal	g	0	0	0	0	0	0	1	3	4	2	0	1	0	0	0	9
22	BANCROFT, Ted	g	0	0	0	0	0	0	0	0	0	1	0	0	0	0	0	2
24	CARTWRIGHT, Kyron	g	0	1	0	0	1	2	0	0	0	0	1	0	0	0	0	4
25	HARRIS, Tyler	g	4	8	2	4	2	2	3	2	5	2	12	0	0	0	0	23
32	LOMOMBA, Junior	g	0	3	0	1	1	2	0	0	0	0	1	0	0	0	0	19
TEAM																		
Totals		25	63	6	21	14	25	19	25	44	22	70	13	10	3	5	200	

TOTAL FG%	1st Half: 11-33 33.3%	2nd Half: 14-30 46.7%	Game: 39.7%	DEADBALL
3-Pt. FG%	1st Half: 4-10 40.0%	2nd Half: 2-11 18.2%	Game: 28.6%	REBOUNDS
F Throw %	1st Half: 4-8 50.0%	2nd Half: 10-17 58.8%	Game: 56.0%	6

Officials: Pat Driscoll, Gary Prager, Jeff Clark
Technical fouls: St. John's-None. Providence-None.
Attendance: 8176

Game #17

Jan. 18, 2015 • Allstate Arena

	1	2	OT	TOTAL
ST. JOHN'S	29	32	6	67
DEPAUL	19	42	10	71

ROSEMONT, Ill. – St. John's came up short in overtime as DePaul rallied for a 71-67 victory at Allstate Arena. Phil Greene IV and Rysheed Jordan went for 17 points each to lead four Red Storm players who scored in double-figures. Billy Garrett, Jr. finished with a game-high 20 points and anchored DePaul's 86.2 percent (25-of-29) free-throw shooting performance by making all 13 of his attempts at the line.

After holding DePaul (10-9, 4-2) to a 3-of-17 (17.6 percent) mark from downtown in the opening stanza, St. John's (12-5, 1-4) led by as many as 11 points early in the second half. The Blue Demons, however, shot 6-of-10 from distance in the second half to erase the double-digit deficit.

VISITORS: ST. JOHN'S 12-5, 1-4

##	Player	tot-fg		3-pt		rebounds		fta	of	de	tot	pf	tp	a	to	blk	s	min
		fg	fga	fg	fga	fta	ft											
12	OBEKPA, Chris	f	2	5	0	3	4	1	2	3	4	7	0	2	2	3	35	
15	POINTER, Sir'Dominic	f	4	5	0	2	4	1	0	1	5	10	2	2	1	0	29	
01	GREENE IV, Phil	g	5	13	1	4	6	1	4	5	0	17	1	3	0	3	43	
11	HARRISON, D'Angelo	g	2	10	0	3	7	9	0	5	5	11	1	2	1	2	44	
23	JORDAN, Rysheed	g	5	11	0	2	7	9	0	2	3	17	4	4	0	4	39	
00	BRANCH, Jamal		1	4	1	1	0	0	0	3	3	2	3	2	0	0	16	
02	STEWART, Myles		0	0	0	0	0	0	0	0	0	0	0	0	0	0	0+	
10	BALAMOU, Felix		0	0	0	0	0	0	0	0	1	0	1	0	0	0	3	
14	ALIBEGOVIC, Amar		1	5	0	2	0	2	3	5	3	2	0	0	0	1	16	
TEAM						4		6										
Totals		20	53	2	12	25	32	9	21	30	23	67	11	13	4	132	25	

TOTAL FG%	1st Half: 11-29 37.9%	2nd Half: 7-17 41.2%	Game: 37.7%	DEADBALL
3-Pt. FG%	1st Half: 2-7 28.6%	2nd Half: 0-4 0.0%	Game: 16.7%	REBOUNDS
F Throw %	1st Half: 5-7 71.4%	2nd Half: 18-22 81.8%	Game: 78.1%	1

HOME TEAM: DEPAUL 10-9, 4-2

##	Player	tot-fg		3-pt		rebounds		fta	of	de	tot	pf	tp	a	to	blk	s	min
		fg	fga	fg	fga	fta	ft											
04	HENRY, Myke	f	7	12	3	5	2	2	2	10	12	4	19	2	3	0	0	32
11	ROBINSON, Forrest	f	1	8	1	7	4	4	3	3	6	5	7	2	2	0	1	31
21	CROCKETT, Jamee	f	0	5	0	4	2	2	3	5	8	2	2	1	1	1	0	37
05	GARRETT, Billy	g	3	9	1	2	13	13	1	1	2	4	20	2	5	1	2	35
25	McDONALD, Durrell	g	1	4	1	4	2	2	0	2	2	2	5	2	1	0	1	16
00	CURINGTON, R.J.		0	1	0	0	0	1	0	1	1	0	0	1	0	0	4	
01	WOOD, Darrick		1	2	1	2	0	0	1	2	3	1	3	0	4	0	0	12
02	HAMILTON, Tommy		0	1	0	0	0	2	1	2	3	0	0	0	2	0	1	13
03	STIMAGE, Rashaun		1	1	0	0	0	0	3	3	5	2	0	0	2	0	1	14
15	SIMPSON, Aaron		4	8	3	6	2	4	1	0	1	2	13	0	2	0	0	31
TEAM						2		2		1								
Totals		18	51	10	30	25	29	13	30	43	26	71	9	22	4	6	226	

TOTAL FG%	1st Half: 6-27 22.2%	2nd Half: 10-20 50.0%	Game: 35.3%	DEADBALL
3-Pt. FG%	1st Half: 3-17 17.6%	2nd Half: 6-10 60.0%	Game: 33.3%	REBOUNDS
F Throw %	1st Half: 4-4 100%	2nd Half: 16-19 84.2%	Game: 86.2%	3

Officials: Roger Ayers, Bryan Kersey, Terry Oglesby
Technical fouls: St. John's-None. DePaul-None.
Attendance: 6243

Game #18

Jan. 21, 2015 • Madison Square Garden

	1	2	TOTAL
ST. JOHN'S	26	34	60
MARQUETTE	24	33	57

NEW YORK - St. John's erased an eight-point deficit using a 9-0 run midway through the second half and hung on to defeat Marquette, 60-57, in front of 7,532 fans at Madison Square Garden.

Sir'Dominic Pointer had 15 points and added 12 rebounds for his third double-double of the season to lead St. John's (13-5, 2-4). Pointer also dishd out six assists and finished with six blocks. Rysheed Jordan contributed 15 points, while Phil Greene IV and D'Angelo Harrison had 11 apiece. The Red Storm was held to 36.7 percent shooting (22-of-60), but had 13 blocks.

VISITORS: MARQUETTE 10-8, 2-4

##	Player	tot-fg		3-pt		rebounds		fta	of	de	tot	pf	tp	a	to	blk	s	min
		fg	fga	fg	fga	fta	ft											
10	ANDERSON, JUAN	f	0	6	0	2	0	0	2	2	4	2	0	2	1	0	1	21
40	FISCHER, LUKE	c	2	9	0	0	4	5	3	1	4	1	8	0	1	0	0	29
01	WILSON, DUANE	g	3	9	1	3	0	0	0	1	1	2	7	2	1	2	0	22
12	WILSON, DERRICK	g	0	1	0	1	0	0	1	6	7	4	0	6	3	0	1	31
13	CARLINI, MATT	g	6	14	5	11	4	4	1	1	2	0	21	2	4	0	4	33
05	COHEN III, SANDY		2	7	1	5	1	2	0	3	3	1	6	0	1	1	0	27
23	JOHNSON, JAVUAN		1	5	0	1	0	0	2	3	5	1	2	1	2	0	0	12
25	TAYLOR JR., STEVE		5	9	1	3	2	4	4	5	9	2	13	0	0	0	0	25
TEAM						7		1		8								
Totals		19	60	8	26	11	15	20	23	43	13	57	13	15	3	6	200	

TOTAL FG%	1st Half: 8-26 30.8%	2nd Half: 11-34 32.4%	Game: 31.7%	DEADBALL
3-Pt. FG%	1st Half: 3-9 33.3%	2nd Half: 5-17 29.4%	Game: 30.8%	REBOUNDS
F Throw %	1st Half: 5-6 83.3%	2nd Half: 6-9 66.7%	Game: 73.3%	2

HOME TEAM: ST. JOHN'S 13-5, 2-4

##	Player	tot-fg		3-pt		rebounds		fta	of	de	tot	pf	tp	a	to	blk	s	min
		fg	fga	fg	fga	fta	ft											
12	OBEKPA, Chris	f	2	6	0	1	2	4	6	4	10	4	6	1	2	5	2	31
15	POINTER, Sir'Dominic	f	7	13	0	1	1	2	5	7	12	4	15	6	2	6	2	39
01	GREENE IV, Phil	g	5	11	1	5	0	0	0	2	2	1	11	1	2	0	2	35
11	HARRISON, D'Angelo	g	3	18	3	11	2	2	1	2	3	2	11	1	2	2	2	35
23	JORDAN, Rysheed	g	5	11	2	4	3	3	1	3	4	1	15	3	3	0	2	38
00	BRANCH, Jamal		0	0	0	0	2	2	0	2	2	0	2	4	0	0	1	13
14	ALIBEGOVIC, Amar		0	1	0	1	0	0	0	3	4	0	0	1	0	0	0	8
34	DE LA ROSA, Joey		0	0	0	0	0	0	0	0	0	0	0	0	0	0	0	1
TEAM						3		3										
Totals		22	60	6	23	10	13	16	23	39	16	60	16	12	13	11	200	

TOTAL FG%	1st Half: 9-32 28.1%	2nd Half: 13-28 46.4%	Game: 36.7%	DEADBALL
3-Pt. FG%	1st Half: 2-15 13.3%	2nd Half: 4-8 50.0%	Game: 26.1%	REBOUNDS
F Throw %	1st Half: 6-8 75.0%	2nd Half: 4-5 80.0%	Game: 76.9%	2

Officials: Gary Prager, James Breeding, Wally Rutecki
Technical fouls: Marquette-None. St. John's-None.
Attendance: 7532



Game Recaps

Game #19

Jan. 25, 2015 • Madison Square Garden

	1	2	TOTAL
ST. JOHN'S	43	25	68
NO. 5/6 DUKE	39	38	77

NEW YORK - St. John's led No. 5 Duke by 10 points with 8:35 to play, but could not hold on as the Blue Devils posted a 77-68 victory at Madison Square Garden. It was the 1,000th career-win for Mike Krzyzewski, making him the first NCAA Division I men's coach to reach the milestone.

SirDominic Pointer had 21 points, 10 rebounds, four assists, three steals and three blocks for the Red Storm (13-6), which was looking for a huge win to put on their NCAA Tournament resume. Rysheed Jordan scored 18 points, and Phil Greene IV added 13. Leading scorer D'Angelo Harrison was held to 12 points on 5-of-14 shooting.

VISITORS: DUKE 17-2

#	Player	tot-fg		3-pt		rebounds												
		fg	fga	fg	fga	ft	fta	of	de	tot	pf	tp	a	to	blk	s	min	
12	WINSLOW,JUSTICE	f	0	1	0	1	0	0	1	1	1	0	0	1	0	0	10	
21	JEFFERSON,AMILE	f	5	8	0	1	3	2	1	3	3	11	1	0	0	0	21	
15	OKAFOR,JAHLIL	c	7	10	0	3	7	6	4	10	2	17	2	5	1	0	37	
02	COOK,QUINN	g	5	13	4	8	3	1	3	4	2	17	2	3	0	2	38	
05	JONES,TYUS	g	5	11	2	5	10	10	0	4	4	0	22	6	4	0	39	
03	ALLEN,GRAYSON	g	0	1	0	0	0	0	0	0	0	0	1	0	1	3		
13	JONES,MATT	g	2	6	0	2	0	2	4	6	3	4	2	2	0	1	24	
14	SULAIMON,RASHEED	g	1	3	1	3	1	4	1	3	4	4	1	0	0	0	16	
40	PLUMLEE,MARSHALL	g	1	1	0	0	0	1	4	5	2	2	0	0	0	0	12	
TEAM		2 5 7																
Totals		26	54	7	19	18	27	15	29	44	17	77	14	16	1	5	200	

TOTAL FG%	1st Half: 16-34 47.1%	2nd Half: 10-20 50.0%	Game: 48.1%	DEADBALL
3-Pt. FG%	1st Half: 4-12 33.3%	2nd Half: 3-7 42.9%	Game: 36.8%	REBOUNDS
F Throw %	1st Half: 3-6 50.0%	2nd Half: 15-21 71.4%	Game: 66.7%	2

HOME TEAM: ST. JOHN'S 13-6

##	Player	fg	fga	3-pt	3-pt	fta	of	de	tot	pf	tp	a	to	blk	s	min
15	POINTER, Sir'Dominic	f	9	17	0	2	3	3	7	10	2	21	4	2	3	40
12	OBEKPA, Chris	c	1	3	0	0	2	6	2	6	8	5	4	3	0	36
01	GREENE IV, Phil	g	6	12	1	5	0	0	2	2	2	13	0	0	0	36
11	HARRISON, D'Angelo	g	5	14	1	3	1	2	2	4	5	12	2	2	0	35
23	JORDAN, Rysheed	g	6	14	2	4	4	5	2	2	4	18	3	4	1	38
00	BRANCH, Jamal	g	0	1	0	1	0	0	0	0	0	0	1	1	0	11
14	ALIBEGOVIC, Amar	g	0	0	0	0	0	0	0	0	0	0	0	0	0	1
34	DE LA ROSA, Joey	g	0	0	0	0	0	0	1	1	2	0	0	0	0	3
TEAM																
Totals		27	61	4	15	10	16	9	20	29	20	68	13	9	4	10200

TOTAL FG%	1st Half: 17-31 54.8%	2nd Half: 10-30 33.3%	Game: 44.3%	DEADBALL
3-Pt. FG%	1st Half: 4-8 50.0%	2nd Half: 0-7 0.0%	Game: 26.7%	REBOUNDS
F Throw %	1st Half: 5-8 62.5%	2nd Half: 5-8 62.5%	Game: 62.5%	2

Officials: Michael Stephens, Mike Roberts, Roger Ayers

Technical fouls: Duke-None. St. John's-None.

Attendance: 19812

Game #20

Jan. 28, 2015 • CenturyLink Center Omaha

	1	2	TOTAL
ST. JOHN'S	27	47	74
CREIGHTON	37	40	77

OMAHA, Neb. - D'Angelo Harrison back rimmed a 3-pointer at the buzzer as St. John's came up on the short end of a 77-74 decision against Creighton (10-12, 1-8) at CenturyLink Center Omaha. Harrison finished with a team-high 18 points and Jamal Branch had a season-best 17 points for the Red Storm.

St. John's (13-7, 2-5) trailed by as many as 11 points late in the first half and faced a 10-point halftime deficit before opening the second half on a 15-2 run. Sir'Dominic Pointer finished with 13 points and 10 rebounds to record his third-straight double-double and fifth of the season, while also adding game-highs with six assists, three blocks and three steals.

VISITORS: ST. JOHN'S 13-7, 2-5 BE

##	Player	tot-fg		3-pt		rebounds		fta	of	de	tot	pf	tp	a	to	blk	s	min
		fg	fga	fg	fga	ft	fta											
15	POINTER, Sir'Dominic	f	5	16	0	0	3	4	3	7	10	4	13	6	1	3	3	37
12	OBEKPA, Chris	c	3	5	0	0	1	2	3	5	8	3	7	2	3	2	0	33
01	GREENE IV, Phil	g	4	10	2	3	0	2	1	5	6	1	10	5	1	0	0	38
11	HARRISON, D'Angelo	g	4	15	4	9	6	7	0	6	6	3	18	1	1	0	1	40
23	JORDAN, Rysheed	g	2	4	0	1	0	0	0	1	1	4	1	1	1	1	0	7
00	BRANCH, Jamal	g	7	12	3	4	0	0	1	3	4	5	17	4	1	0	1	28
02	STEWART, Myles	g	0	0	0	0	0	0	0	0	0	0	0	0	0	0	0	+
10	BALAMOU, Felix	g	0	0	0	0	0	0	0	0	0	0	0	0	0	0	0	+
14	ALIBEGOVIC, Amar	g	2	3	1	1	0	2	2	1	3	1	5	0	0	0	1	17
TEAM																		
Totals		27	65	10	18	10	17	12	28	40	19	74	19	8	6	6	200	

TOTAL FG%	1st Half: 10-29 34.5%	2nd Half: 17-36 47.2%	Game: 41.5%	DEADBALL
3-Pt. FG%	1st Half: 3-7 42.9%	2nd Half: 7-11 63.6%	Game: 55.6%	REBOUNDS
F Throw %	1st Half: 4-8 50.0%	2nd Half: 6-9 66.7%	Game: 58.8%	3,1

HOME TEAM: CREIGHTON 10-12, 1-8 BE

#	Player	tot-fg		3-pt		rebounds		fta	of	de	tot	pf	tp	a	to	blk	s	min
		fg	fga	fg	fga	ft	fta											
15	KREKLOW, Rick	f	3	8	2	7	2	3	0	4	4	10	2	1	1	1	0	31
31	ARTING, Will	c	0	1	0	0	0	0	0	0	3	3	0	0	0	0	1	9
01	CHATMAN, Austin	g	4	8	1	3	4	5	0	3	3	13	2	3	1	0	31	
05	BROOKS, Devin	g	0	6	0	1	2	2	0	5	1	2	4	2	0	2	23	
22	DINGMAN, Avery	g	3	9	2	6	0	1	5	6	1	8	2	0	0	0	25	
11	CLEMENT, Tyler	g	0	1	0	1	0	0	0	0	1	0	1	0	1	0	6	
23	MILLIKEN, James	g	5	10	3	6	4	5	0	4	3	17	3	1	0	0	34	
32	HEGNER, Toby	g	6	7	5	6	4	1	4	5	2	21	3	1	0	27		
40	HANSON, Zach	g	2	4	0	0	2	2	2	4	2	6	0	1	1	0	11	
41	GROSELLE, Geoffrey	g	0	1	0	0	0	0	0	0	0	0	0	0	0	0	3	
Team																		
Totals.....		23	55	13	30	18	21	4	30	34	17	77	17	10	5	2	200	

TOTAL FG%	1st Half: 13-30 43.3%	2nd Half: 10-25 40.0%	Game: 41.8%	DEADBALL
3-Pt. FG%	1st Half: 9-18 50.0%	2nd Half: 4-12 33.3%	Game: 43.3%	REBOUNDS
F Throw %	1st Half: 2-3 66.7%	2nd Half: 16-18 88.9%	Game: 85.7%	2

Officials: Ed Corbett, Tony Chiazza, Don Daily

Technical fouls: St. John's-None. Creighton-None.

Attendance: 16544

Game #21
Jan. 31, 2015 • Madison Square Garden

	1	2	TOTAL
ST. JOHN'S	44	31	75
PROVIDENCE	32	34	66

NEW YORK - Sir'Dominic Pointer scored a team-high 20 points to lift St. John's (14-7, 3-5) to a 75-66 victory over Providence (16-6, 6-3) at Madison Square Garden. Phil Greene IV added 16 points and D'Angelo Harrison had 15 points as the Red Storm completed a regular-season sweep of the Friars.

Rysheed Jordan led the Red Storm's bench with 14 points on 5-of-6 shooting, while Chris Obekpa anchored the Red Storm's rebounding efforts with a game-high 10 boards to go with eight points and six blocks.

Pointer put an exclamation point on a 54.5 percent (18-of-33) Red Storm shooting effort in the first half. He drained his first 3-point shot of the season at the buzzer to send St. John's into the locker room with a 12-point advantage. The Red Storm led the entire second half, and when the Friars pulled within two points at the 6:54 mark St. John's answered with the next 10 points.

VISITORS: PROVIDENCE 16-6, 6-3

#	Player		fg	fga	3-pt	fta	of	de	tot	pf	tp	a	to	blk	s	min	
00	BENTIL, Ben	f	2	5	0	0	0	1	3	4	4	1	1	1	0	16	
23	HENTON, LaDontae	f	2	14	0	5	9	12	2	4	6	3	13	0	1	28	
33	DESROSIER, Carson	c	5	9	0	1	0	0	1	2	0	10	0	0	3	30	
03	DUNN, Kris	g	10	16	1	4	2	4	1	3	4	4	23	1	4	0	37
32	LOMOMBA, Junior	g	1	2	1	0	0	1	2	3	1	3	2	0	0	1	13
13	CHUKWU, Paschal	l	2	0	0	0	0	0	0	0	0	2	0	2	1	8	
21	LINSEY, Jalen	l	4	1	4	0	0	2	0	2	2	3	0	0	0	0	13
22	BANCROFT, Ted	0	0	0	0	0	0	0	0	0	2	0	0	0	0	0	3
24	CARTWRIGHT, Kyron	l	4	0	1	0	0	2	2	4	2	2	4	0	0	0	22
25	HARRIS, Tyler	3	7	0	0	0	1	2	3	2	6	0	3	0	0	0	20
TEAM					2		4										
Totals			26	63	3	16	11	16	13	21	34	20	66	8	9	6	420

TOTAL FG%	1st Half: 13-32 40.6%	2nd Half: 13-31 41.9%	Game: 41.3%	DEADBALL
3-Pt. FG%	1st Half: 2-10 20.0%	2nd Half: 1-6 16.7%	Game: 18.8%	REBOUNDS
F Throw %	1st Half: 4-6 66.7%	2nd Half: 7-10 70.0%	Game: 68.8%	4

HOME TEAM: ST. JOHN'S 14-7, 3-5

#	Player		fg	fg	3-pt	ft	fta	of	de	tp	tp	a	to	blk	s	min		
15	POINTER, Sir'Dominic	c	6	10	1	7	8	2	5	7	4	20	5	5	1	35		
12	OBOKPA, Chris	c	4	9	0	0	0	3	7	10	2	8	0	1	6	35		
00	BRANCH, Jamal	g	0	3	0	1	0	0	3	3	0	0	1	0	0	16		
01	GREENE IV, Phil	g	6	13	1	4	3	4	0	5	5	1	16	3	0	2	37	
11	HARRISON, D'Angelo	g	5	12	2	6	3	7	3	0	3	2	15	0	3	1	35	
14	ALIBEGOVIC, Amar	0	2	0	0	0	0	1	1	0	0	0	0	0	0	0	9	
23	JORDAN, Rysheed	5	6	1	1	3	4	2	2	4	2	14	4	1	2	1	32	
34	DE LA ROSA, Joey	1	2	0	0	1	0	0	0	0	0	2	0	0	0	0	1	
TEAM								2	2	4								
Totals			27	57	5	13	16	24	12	25	37	11	75	13	10	9	6	200

TOTAL FG%	1st Half: 18-33 54.5%	2nd Half: 9-24 37.5%	Game: 47.4%	DEADBALL
3-Pt. FG%	1st Half: 3-7 42.9%	2nd Half: 2-6 33.3%	Game: 38.5%	REBOUNDS
F Throw %	1st Half: 5-7 71.4%	2nd Half: 11-17 64.7%	Game: 66.7%	5

Officials: John Gaffney, Jim Burr, Clarence Armstrong
Technical fouls: Providence-None. St. John's-None.
Attendance: 8973

Game #22
Feb. 3, 2015 • Hinkle Fieldhouse

	1	2	TOTAL
ST. JOHN'S	28	34	62
NO. 22/22 BUTLER	36	49	85

INDIANAPOLIS - St. John's fell, 85-62, to No. 22 Butler at Hinkle Fieldhouse, where the Bulldogs improved to 11-1 on the season. Sir'Dominic Pointer scored in double-figures for the seventh-straight game and led the Red Storm with 19 points to go with six rebounds. Butler (17-6, 7-3) had four players post double-digits, including Kellen Dunham's game-high 21 points.

D'Angelo Harrison finished with 10 points marking the 99th time in 114 career appearances that the senior guard delivered a double-digit scoring performance. With a free throw at 3:51 in the first half, Harrison also joined Chris Mullin (2,440 - 1981-85) and Malik Sealy (2,402 - 1988-92) as just the third player in St. John's history to reach the 2,000-point milestone.

VISITORS: ST. JOHN'S 14-8 (3-6 BE)

#	Player	tot-fg		3-pt		rebounds		fta	of	de	tot	pf	tp	a	to	blk	s	min
		fg	fga	fg	fga	ft	fta											
12	OBOKPA, Chris	f	0	1	0	0	0	2	1	2	1	0	0	1	1	1	1	9
15	POINTER, Sir'Dominic	f	7	15	0	2	5	6	4	2	6	4	19	0	0	2	1	35
01	GREENE IV, Phil	g	2	6	2	3	0	0	1	3	4	2	6	0	1	0	0	34
11	HARRISON, D'Angelo	g	2	6	0	2	6	8	1	3	4	5	10	1	3	0	0	28
23	JORDAN, Rysheed	g	6	21	1	7	4	7	1	3	4	1	17	4	3	1	0	38
00	BRANCH, Jamal	l	4	0	3	0	0	0	1	1	2	0	2	0	0	0	0	19
02	STEWART, Myles	0	0	0	0	0	0	0	0	0	0	0	0	0	0	0	0	3
04	JONES, Christian	1	1	0	0	0	0	1	0	1	0	2	0	0	0	0	0	4
10	BALAMOU, Felix	3	3	0	0	0	0	0	1	1	1	6	0	1	0	1	1	17
14	ALIBEGOVIC, Amar	0	2	0	1	0	0	1	1	2	2	0	0	1	0	0	0	8
34	DE LA ROSA, Joey	0	0	0	0	0	0	0	1	1	0	0	0	0	0	0	0	5
TEAM						1		2										
Totals		22	59	3	18	15	23	11	17	28	17	62	5	13	4	3	200	

TOTAL FG%	1st Half: 11-33 33.3%	2nd Half: 11-26 42.3%	Game: 37.3%	DEADBALL
3-Pt. FG%	1st Half: 2-9 22.2%	2nd Half: 1-9 11.1%	Game: 16.7%	REBOUNDS
F Throw %	1st Half: 4-8 50.0%	2nd Half: 11-15 73.3%	Game: 65.2%	3,1

HOME TEAM: BUTLER 17-6 (7-3 BE)

#	Player	f	tot-fg		3-pt		rebounds		fta	of	de	tot	pf	tp	a	to	blk	s	min
			fg	fga	fg	fga	ft	fta											
31	WOODS, Kameron	f	3	5	0	0	3	4	2	10	12	4	9	3	1	0	2	31	
45	CHRABASCZ, Andrew	f	5	9	0	1	4	5	3	4	7	4	14	1	2	0	1	30	
03	BARLOW, Alex	g	5	5	2	2	3	5	0	5	5	1	15	3	1	0	2	35	
21	JONES, Roosevelt	g	6	12	0	0	1	2	0	2	2	13	4	6	0	0	0	36	
24	DUNHAM, Kellen	g	6	12	2	6	7	7	2	5	7	2	21	0	1	0	0	35	
00	ETHERINGTON, Austin	1	5	0	2	0	0	1	0	1	2	2	1	1	1	0	1	13	
04	WIDEMAN, Tyler	1	1	0	0	0	0	0	0	0	2	2	0	1	0	0	4		
11	ALDRIDGE, Jackson	0	0	0	0	0	0	0	1	1	0	0	0	0	0	0	0	1	
13	DAVIS, Jackson	1	1	0	0	0	0	0	0	1	2	0	0	0	0	0	0	3	
25	BENNETT, Steven	0	0	0	0	0	0	0	0	0	0	0	0	0	0	0	0	1	
30	MARTIN, Kelan	3	5	0	0	1	2	0	0	0	1	7	1	1	0	0	1	11	
TEAM																			
Totals			31	55	4	11	19	25	9	31	40	19	85	13	14	1	5	200	

TOTAL FG%	1st Half: 15-29 51.7%	2nd Half: 16-26 61.5%	Game: 56.4%	DEADBALL
3-Pt. FG%	1st Half: 1-5 20.0%	2nd Half: 3-6 50.0%	Game: 36.4%	REBOUNDS
F Throw %	1st Half: 5-6 83.3%	2nd Half: 14-19 73.7%	Game: 76.0%	3

Officials: Michael Stephens, James Breeding, Paul Szlec
Technical fouls: St. John's-POINTER, Sir'Dominic. Butler-ETHERINGTON, Austin.
Attendance: 7132



Game #23

Feb. 7, 2015 • Madison Square Garden

	1	2	TOTAL
ST. JOHN'S	52	32	84
CREIGHTON	30	36	66

NEW YORK - Rysheed Jordan scored 25 points and D'Angelo Harrison finished with a 21-point, 10-rebound double-double lifting St. John's (15-8, 4-6) to an 84-66 victory over Creighton. The Red Storm shot 66.7 percent (22-of-33) in the first half and led by double-digits for more than 35 minutes en route to its third-straight BIG EAST victory at Madison Square Garden.

Jordan drained 6-of-8 3-pointers, including a 5-of-6 effort in the first half alone. Harrison reached double-figures for the 100th time in his career and had his 50th 20-point game. The senior guard added six assists and did not commit a turnover. The Red Storm finished the game with a 56.4 field goal percentage (31-of-55), including a 57.9 percent (11-of-19) effort from 3-point territory.

Sir Dominick Pointer delivered 10 points, seven rebounds and eight blocks, while Phil Greene IV added 13 points on a 6-of-10 shooting performance.

VISITORS: CREIGHTON 11-14 (2-10)

##	Player	tot-fg		3-pt		rebounds		tp	a	to	blk	s	min			
		f	fga	f	fga	fta	of	de	tot	pf	tp	a	to	blk	s	min
15	KREKLOW, Rick	f	4	9	2	6	0	6	4	10	3	10	6	1	0	32
22	DINGMAN, Avery	f	0	4	0	3	0	0	1	2	3	1	0	0	0	16
40	HANSON, Zach	f	0	3	0	0	0	0	1	1	2	2	0	0	1	0
01	CHATMAN, Austin	g	1	7	0	4	0	1	0	2	2	2	2	1	2	0
05	BROOKS, Devin	g	3	12	0	1	3	4	2	4	3	9	1	1	0	1
02	CONNELLY, Gabriel	0	2	0	1	2	2	2	0	2	0	2	0	0	0	2
11	CLEMENT, Tyler	0	1	0	1	0	0	0	1	1	0	0	0	0	0	5
23	MILLIKEN, James	4	10	1	3	1	2	0	1	1	3	10	3	0	0	30
31	ARTINO, Will	6	6	0	0	0	2	2	3	5	1	12	0	0	0	15
32	HEGNER, Toby	2	6	2	3	1	2	1	1	2	2	7	1	0	0	17
41	GROSELLE, Geoffrey	5	9	0	0	3	4	3	1	4	0	10	1	0	0	15
50	OGINNI, Mogboluwaga	0	1	0	0	1	2	1	2	0	1	0	0	0	0	2
Team				5		5		1								
Totals		25	70	5	22	11	19	24	19	43	17	66	12	7	0	320

TOTAL FG%	1st Half: 11-37 29.7%	2nd Half: 14-33 42.4%	Game: 35.7%	DEADBALL
3-Pt. FG%	1st Half: 4-14 28.6%	2nd Half: 1-8 12.5%	Game: 22.7%	REBOUNDS
F Throw %	1st Half: 4-5 80.0%	2nd Half: 7-14 50.0%	Game: 57.9%	3

HOME TEAM: ST. JOHN'S 15-8 (4-6)

##	Player	fg	fga	3-pt	fta	ft	of	de	tot	pf	tp	a	to	blk	s	min
15	POINTER, Sir'Dominic f	5	9	0	1	0	0	2	5	7	4	10	1	3	8	0 34
01	GREENE IV, Phil g	6	10	1	2	0	0	2	2	0	13	3	0	0	1	37
10	BALAMOU, Felix g	2	10	0	0	1	2	1	3	4	4	5	1	1	0	1 23
11	HARRISON, D'Angelo g	5	8	2	4	9	9	2	8	10	3	21	6	0	0	0 35
23	JORDAN, Rysheed g	9	12	6	8	1	2	0	6	6	2	25	4	3	0	1 36
00	BRANCH, Jamal	0	0	0	0	0	0	0	0	0	0	0	2	0	0	0 14
02	STEWART, Myles	1	2	1	2	0	0	0	0	0	3	0	0	0	0	2
04	JONES, Christian	0	0	0	0	0	0	0	0	0	1	0	0	0	0	1
05	LIPSCOMB, David	0	0	0	0	0	0	0	0	0	0	0	1	0	0	1
12	OBEKPA, Chris	0	0	0	0	0	0	0	0	0	1	1	0	0	0	0+
14	ALIBEGOVIC, Amar	3	4	1	2	0	0	1	0	1	3	7	0	1	0	0 15
34	DE LA ROSA, Joey	0	0	0	0	0	0	0	0	0	1	0	0	0	0	0 1
35	NDIAVE, Khadim	0	0	0	0	0	0	0	0	0	0	0	0	0	0	0 1
TEAM		1 2														
Totals		31	55	11	19	11	13	7	26	33	18	84	18	8	8	3 200

TOTAL FG%	1st Half: 22-33 66.7%	2nd Half: 9-22 40.9%	Game: 56.4%	DEADBALL
3-Pt. FG%	1st Half: 7-12 58.3%	2nd Half: 4-7 57.1%	Game: 57.9%	REBOUNDS
F Throw %	1st Half: 1-1 100%	2nd Half: 10-12 83.3%	Game: 84.6%	0

Officials: Pat Driscoll, Wally Rutecki, Tim Clougherty

Technical fouls: Creighton-None. St. John's-None.

Attendance: 10759

Game #24

Feb. 11, 2015 • Carnesecca Arena

	1	2	TOTAL
ST. JOHN'S	36	50	86
DEPAUL	33	45	78

QUEENS, N.Y. - D'Angelo Harrison scored 33 points and grabbed 10 boards to record his second-straight double-double as St. John's defeated DePaul, 86-78, at Carnesecca Arena. Sir Dominick Pointer added a 15-point, 11-rebound double-double to help lead the Red Storm to its third win in the last four games.

Harrison finished 10-of-14 from the floor, including a 6-of-8 mark from downtown, en route to his fourth-career 30-point performance. Pointer tacked on five blocks to his sixth double-double of the season, lifting St. John's (16-8, 5-6) to its fourth-straight BIG EAST home win.

Phil Greene IV contributed 18 points shooting 7-of-12 from the field, while Rysheed Jordan added 15 points and dished out four assists. The Red Storm shot 51.9 percent (27-of-52) from the floor and outrebounded the Blue Demons, 43-27.

VISITORS: DEPAUL 12-14, 6-7 BE

##	Player	tot-fg		3-pt		rebounds		tp	a	to	blk	s	min				
		f	fga	fg	fga	fta	of	de	tp	a	to	blk	s	min			
04	HENRY, Myke	f	5	13	1	3	2	2	1	6	7	5	13	2	1	0	34
11	ROBINSON, Forrest	f	0	1	0	1	0	0	0	0	0	3	0	0	0	0	12
21	CROCKETT, Jamee	f	7	13	3	6	0	0	0	1	1	2	17	2	1	1	35
05	GARRETT, Billy	g	4	9	2	6	8	10	0	0	0	2	18	1	3	0	32
15	SIMPSON, Aaron	g	1	5	1	4	2	2	0	2	2	4	5	3	0	0	19
01	WOOD, Darrick	0	2	1	0	0	0	2	2	1	0	0	0	1	0	0	5
02	HAMILTON, Tommy	8	12	2	0	0	2	4	5	9	3	18	0	4	1	0	28
03	STIMAGE, Rashana	2	3	0	0	0	1	2	3	0	4	0	0	0	0	0	13
25	MCDONALD, Durrell	1	4	0	2	1	0	1	1	5	3	3	0	0	0	0	22
TEAM				2		2											
Totals		28	62	9	25	13	17	8	19	27	25	78	11	10	2	5	200

TOTAL FG%	1st Half: 12-28 42.9%	2nd Half: 16-34 47.1%	Game: 45.2%	DEADBALL
3-Pt. FG%	1st Half: 3-10 30.0%	2nd Half: 6-15 40.0%	Game: 36.0%	REBOUNDS
F Throw %	1st Half: 6-9 66.7%	2nd Half: 7-8 87.5%	Game: 76.5%	0

HOME TEAM: ST. JOHN'S 16-8, 5-6 BE

#	Player	tot-fg		3-pt		rebounds										a	to	blk	s	min
		fg	fga	fg	fga	fta	of	de	tot	pf	tp	a	to	blk	s					
15	POINTER, Sir'Dominic f	7	12	0	0	1	2	3	8	11	1	15	1	2	5	1	39			
01	GREENE IV, Phil g	7	12	1	2	3	4	3	2	5	0	18	4	1	0	1	38			
10	BALAMOU, Felix g	0	3	0	0	3	0	4	1	2	3	3	0	1	0	0	33			
11	HARRISON, D'Angelo g	10	14	6	8	7	7	0	10	10	4	33	1	3	1	1	40			
23	JORDAN, Rysheed g	2	9	1	3	10	14	2	5	7	4	15	3	1	3	1	32			
00	BRANCH, Jamal	0	0	0	0	0	0	0	0	0	0	1	0	0	1	0	8			
14	ALIBEGOVIC, Amar	1	2	0	1	0	1	3	1	4	2	2	0	1	0	0	10			
TEAM						1		2												
Totals		27	52	8	14	24	32	13	30	43	15	86	10	12	7	6	200			

TOTAL FG%	1st Half: 14-27 51.9%	2nd Half: 13-25 52.0%	Game: 51.9%	DEADBALL
3-Pt. FG%	1st Half: 4-8 50.0%	2nd Half: 4-6 66.7%	Game: 57.1%	REBOUNDS
F Throw %	1st Half: 4-7 57.1%	2nd Half: 20-25 80.0%	Game: 75.0%	1

Officials: James Breeding, Don Daily, Jamie Luckie

Technical fouls: DePaul-None. St. John's-HARRISON, D'Angelo; BALAMOU, Felix.

Attendance: 5040

Game #25

Feb. 14, 2015 • Cintas Center

	1	2	TOTAL
ST. JOHN'S	40	38	78
XAVIER	33	37	70

CINCINNATI - St. John's rallied for a 78-70 victory at Xavier to improve to 17-8 overall, its best mark through 25 games since 1999-2000. Sir'Dominic Pointer totaled 24 points to help lift the Red Storm to its third-straight win and fourth victory in the last five games.

St. John's (17-8, 6-6) shot 51.8 percent (29-of-56) to surpass the 50.0 percent for the third-straight contest. D'Angelo Harrison finished with 18 points and grabbed five rebounds. Fellow seniors Phil Greene IV (15) and Jamal Branch (11) also contributed double-figures in the scoring column.

VISITORS: ST. JOHN'S 17-8, 6-6 BE

##	Player	tot-fg		3-pt		rebounds		fta	of	de	tot	pf	tp	a	to	blk	s	min
		fg	fga	fg	fga	ft	fta											
15	POINTER, Sir'Dominic	f	9	10	0	6	6	2	3	5	2	24	1	3	2	4	40	
01	GREENE IV, Phil	g	6	14	3	8	0	0	0	0	2	15	1	0	0	0	39	
10	BALAMOU, Felix	g	0	1	0	0	0	0	0	0	2	0	0	1	0	0	10	
11	HARRISON, D'Angelo	g	5	12	1	4	7	9	0	5	5	2	18	3	2	1	37	
23	JORDAN, Rysheed	g	3	8	2	5	0	0	0	1	1	3	8	2	3	0	20	
00	BRANCH, Jamal	g	5	7	1	1	0	0	2	2	1	11	2	0	0	1	18	
12	OBEKPA, Chris	0	1	0	0	0	1	1	4	5	1	0	1	0	1	0	1	
14	ALIBEGOVIC, Amar	1	3	0	2	0	0	1	4	5	3	2	0	1	0	0	2	
34	DE LA ROSA, Joey	0	0	0	0	0	0	0	0	0	2	0	0	1	0	0	1	
TEAM																		
Totals																		11200

TOTAL FG%	1st Half: 15-28 53.6%	2nd Half: 14-28 50.0%	Game: 51.8%	DEADBALL
3-Pt. FG%	1st Half: 3-10 30.0%	2nd Half: 4-10 40.0%	Game: 35.0%	REBOUNDS
F Throw %	1st Half: 7-8 87.5%	2nd Half: 6-8 75.0%	Game: 81.3%	1, 1

HOME TEAM: XAVIER 16-10, 7-7 BE

##	Player	tot-fg		3-pt		rebounds		fta	of	de	tot	pf	tp	a	to	blk	s	min
		fg	fga	fg	fga	ft	fta											
05	BLUIETT, Trevon	f	5	14	3	6	3	3	0	3	3	16	2	1	0	1	33	
40	STAINBROOK, Matt	c	7	9	0	0	3	3	3	6	9	1	17	4	1	0	28	
10	ABELL, Remy	g	2	7	1	3	1	2	0	0	0	6	0	2	0	0	25	
11	DAVIS, Dee	g	2	9	1	6	0	1	0	3	3	5	9	2	0	0	34	
15	DAVIS, Myles	g	3	8	1	3	0	0	2	1	3	3	7	3	1	0	34	
00	AUSTIN JR., Larry	1	1	0	0	0	0	0	0	0	0	2	0	1	0	0	2	
01	REYNOLDS, Jalen	5	9	0	0	2	3	3	4	7	5	12	0	2	2	0	19	
02	FARR, James	0	1	0	1	0	0	0	4	4	1	0	0	1	1	0	7	
54	O'MARA, Sean	0	1	0	0	0	0	0	0	0	0	0	0	1	0	0	2	
55	MACURA, J.P.	2	5	1	3	0	1	1	3	4	2	5	1	1	0	0	16	
TEAM																		
Totals																		4200

TOTAL FG%	1st Half: 13-32 40.6%	2nd Half: 14-32 43.8%	Game: 42.2%	DEADBALL
3-Pt. FG%	1st Half: 4-12 33.3%	2nd Half: 3-10 30.0%	Game: 31.8%	REBOUNDS
F Throw %	1st Half: 3-5 60.0%	2nd Half: 6-8 75.0%	Game: 69.2%	2, 1

Officials: Pat Driscoll, Gary Prager and Earl Walton
 Technical fouls: St. John's-None. Xavier-None.
 Attendance: 10250

Game #26

Feb. 17, 2015 • Verizon Center

	1	2	TOTAL
ST. JOHN'S	23	34	57
GEORGETOWN	33	46	79

WASHINGTON - St. John's had its three-game win streak come to an end with a 79-57 loss to Georgetown at the Verizon Center. Phil Greene IV had a team-high 18 points. Sir'Dominic Pointer added 16 points to go with eight rebounds in the Red Storm's first loss in two weeks. Georgetown (17-8, 9-5) had six players in double-figures, including a 12-point, 10-rebound effort from D'Vaunes Smith-Rivera.

St. John's (17-9, 6-7) entered the contest with the highest scoring average and team shooting percentage in BIG EAST play, but could not find its offensive rhythm. After averaging 82.7 points and shooting a combined 53.4 percent in its previous three wins, the Red Storm shot a season-low 32.8 percent.

VISITORS: ST. JOHN'S 17-9, 6-7

##	Player	tot-fg		3-pt		rebounds		fta	of	de	tot	pf	tp	a	to	blk	s	min
		fg	fga	fg	fga	ft	fta											
15	POINTER, Sir'Dominic	f	6	14	0	4	5	5	3	8	3	16	0	4	1	0	37	
34	DE LA ROSA, Joey	c	1	2	0	0	0	0	1	2	3	2	0	0	0	0	9	
01	GREENE IV, Phil	g	6	14	4	8	2	3	0	2	2	1	18	1	1	0	31	
11	HARRISON, D'Angelo	g	0	9	0	5	5	6	0	4	4	3	5	3	1	0	29	
23	JORDAN, Rysheed	g	1	6	1	3	0	1	0	2	2	3	3	2	5	0	26	
00	BRANCH, Jamal	1	2	1	1	1	2	0	2	2	1	4	5	2	0	0	21	
02	STEWART, Myles	0	2	0	2	0	0	0	1	1	1	0	0	0	0	0	5	
04	JONES, Christian	0	0	0	0	0	0	0	0	0	0	0	0	0	0	0	2	
05	LIPSCOMB, David	0	1	0	0	0	0	0	0	0	0	0	0	0	0	0	1	
10	BALAMOU, Felix	0	1	0	0	0	0	1	1	2	2	0	0	0	0	0	7	
12	OBEKPA, Chris	2	2	0	0	0	0	1	1	2	3	4	0	1	2	0	13	
14	ALIBEGOVIC, Amar	2	5	1	3	0	2	0	1	1	3	5	0	0	0	0	18	
35	NDIAYE, Khadim	0	0	0	0	0	0	0	0	0	0	0	0	0	0	0	1	
TEAM																		
Totals																		0200

TOTAL FG%	1st Half: 8-27 29.6%	2nd Half: 11-31 35.5%	Game: 32.8%	DEADBALL
3-Pt. FG%	1st Half: 3-10 30.0%	2nd Half: 4-12 33.3%	Game: 31.8%	REBOUNDS
F Throw %	1st Half: 4-7 57.1%	2nd Half: 8-12 66.7%	Game: 63.2%	2

HOME TEAM: GEORGETOWN 17-8, 9-5

##	Player	tot-fg		3-pt		rebounds		fta	of	de	tot	pf	tp	a	to	blk	s	min
		fg	fga	fg	fga	ft	fta											
00	PEAK, L.J.	f	4	9	1	3	3	4	1	2	3	2	12	0	1	0	2	29
11	COPELAND, Isaac	f	4	9	1	2	3	4	4	5	9	1	12	2	0	3	0	33
24	SMITH, Joshua	c	5	9	0	0	2	7	1	2	3	2	12	1	1	1	1	19
04	SMITH-RIVERA, D.	g	3	11	1	6	5	6	0	10	10	2	12	6	1	1	0	37
55	TRAWICK, Jabril	g	4	8	3	5	0	0	0	3	3	4	11	2	1	0	1	31
01	CAMPBELL, Tre	0	1	0	0	0	0	0	0	0	0	0	0	0	0	0	0	3
03	HOPKINS, Mikael	5	5	0	0	2	4	3	5	8	4	12	1	2	1	3	20	
05	CAMERON, Reggie	0	0	0	0	0	0	0	0	0	0	0	0	0	0	0	0	1
12	ALLEN, David	0	0	0	0	0	0	0	1	1	0	0	0	0	0	0	1	
13	WHITE, Paul	2	2	1	1	1	2	2	2	4	3	6	2	1	0	0	15	
23	BOWEN, Aaron	1	3	0	1	0	0	0	0	0	0	2	0	2	1	0	9	
33	MOURNING, Trey	0	1	0	1	0	0	0	1	1	0	0	0	0	0	0	1	
42	HAYES, Bradley	0	0	0	0	0	0	0	0	0	0	0	0	0	0	0	1	
TEAM																		
Totals																		7200

TOTAL FG%	1st Half: 13-36 36.1%	2nd Half: 15-22 68.2%	Game: 48.3%	DEADBALL
3-Pt. FG%	1st Half: 0-9 0.0%	2nd Half: 7-10 70.0%	Game: 36.8%	REBOUNDS
F Throw %	1st Half: 7-12 58.3%	2nd Half: 9-15 60.0%	Game: 59.3%	8, 1

Officials: Mike Stephens, Ed Corbett, Tony Chiazza
 Technical fouls: St. John's-JORDAN, Rysheed. Georgetown-None.
 Attendance: 8685



Game #27

Feb. 21, 2015 • Carnesecca Arena

	1	2	TOTAL
ST. JOHN'S	41	44	85
SETON HALL	40	32	72

QUEENS, N.Y. - St. John's surged to its fourth win in five games, rallying for an 85-72 victory over Seton Hall (15-12, 5-10) in front of a sellout crowd at Carnesecca Arena. Sir'Dominic Pointer recorded his seventh double-double of the season, posting a game-high 22 points and 10 rebounds to lift St. John's (18-9, 7-7) to its fifth-straight BIG EAST home victory.

Phil Greene IV drained four 3-pointers as part of a 20-point effort, while D'Angelo Harrison totaled 12 points and added three 3s as the Red Storm made 11 3-pointers.

St. John's dished out 20 assists on 30 made field goals. Rysheed Jordan finished with 18 points, six rebounds and six assists with only one turnover in 37 minutes. Chris Obekpa gave the Red Storm a boost off the bench with six points and nine rebounds, and matched Pointer with a game-high three blocks.

VISITORS: SETON HALL 15-12, 5-10 BE

##	Player	tot-fg		3-pt		rebounds		fta	of	de	tp	pf	tp	a	to	blk	s	min
		fg	fga	fg	fga	ft	fta											
02	MOBLEY, Brandon	f	2	6	1	2	2	3	1	4	4	7	3	1	0	0	23	
31	DELGADO, Angel	f	4	8	0	0	1	2	4	9	13	1	9	0	3	1	0	32
45	MANGA, Stephane	f	3	5	1	2	2	4	1	1	2	2	9	1	2	0	1	20
00	CARRINGTON, Khadren	g	6	13	2	6	2	2	4	6	2	16	4	2	0	2	38	
15	WHITEHEAD, Isaiah	g	8	24	2	12	1	1	2	0	2	3	19	3	4	0	1	36
13	KARLIS, Haralds	f	5	1	2	1	2	0	1	1	2	6	4	0	0	0	1	26
20	RODRIGUEZ, Desi	g	3	9	0	0	0	0	3	2	5	3	6	1	1	1	1	17
25	ANTHONY, Rashed	g	0	0	0	0	0	0	0	0	2	0	0	0	0	0	8	
TEAM				2		5												
Totals		28	70	7	24	9	13	17	23	40	19	72	16	13	2	6	200	

TOTAL FG%	1st Half: 16-36 44.4%	2nd Half: 12-34 35.3%	Game: 40.0%	DEADBALL
3-Pt. FG%	1st Half: 4-15 26.7%	2nd Half: 3-9 33.3%	Game: 29.2%	REBOUNDS
F Throw %	1st Half: 4-6 66.7%	2nd Half: 5-7 71.4%	Game: 69.2%	2

HOME TEAM: ST. JOHN'S 18-9, 7-7 BE

##	Player	tot-fg		3-pt		rebounds		fta	of	de	tp	pf	tp	a	to	blk	s	min
		fg	fga	fg	fga	ft	fta											
14	AUBEGOVIC, Amar	f	0	1	0	1	0	0	1	0	1	1	0	0	0	0	0	9
15	POINTER, Sir'Dominic	f	8	12	1	2	5	7	2	8	10	3	22	3	1	3	2	35
01	GREENE IV, Phil	g	7	13	4	8	2	3	0	1	1	0	20	4	2	0	1	36
11	HARRISON, D'Angelo	g	4	9	3	6	1	2	0	6	6	4	12	3	3	0	1	31
23	JORDAN, Rysheed	g	6	15	2	6	4	1	5	6	2	18	6	1	0	1	37	
00	BRANCH, Jamal	g	3	6	1	3	0	0	1	0	1	2	7	3	1	0	0	16
04	JONES, Christian	g	0	0	0	0	0	0	0	0	0	0	0	0	0	0	0	+
05	LIPSCOMB, David	g	0	0	0	0	0	0	0	0	0	0	0	0	0	0	0	+
10	BALAMOU, Felix	g	0	2	0	0	0	0	2	0	2	0	0	0	0	0	0	5
12	OBEKPA, Chris	g	2	4	0	0	2	3	3	6	9	1	6	1	3	3	0	27
34	DE LA ROSA, Joey	g	0	0	0	0	0	0	0	0	0	1	0	0	0	0	0	3
35	NDIAYE, Khadim	g	0	0	0	0	0	0	0	0	0	0	0	0	0	0	0	1
TEAM				2		1												
Totals		30	62	11	26	14	19	12	27	39	14	85	20	11	6	5	200	

TOTAL FG%	1st Half: 16-33 48.5%	2nd Half: 14-29 48.3%	Game: 48.4%	DEADBALL
3-Pt. FG%	1st Half: 4-12 33.3%	2nd Half: 7-14 50.0%	Game: 42.3%	REBOUNDS
F Throw %	1st Half: 5-6 83.3%	2nd Half: 9-13 69.2%	Game: 73.7%	2

Officials: Mike Roberts, Jeffrey Anderson, Paul Szelc
Technical fouls: Seton Hall-None. St. John's-None.
Attendance: 5602

Game #28

Feb. 23, 2015 • Madison Square Garden

	1	2	TOTAL
ST. JOHN'S	28	30	58
XAVIER	20	37	57

NEW YORK - St. John's grinded out its fifth win in six games with a 58-57 victory over Xavier at Madison Square Garden. Sir'Dominic Pointer totaled 19 points, nine rebounds, six blocks and four steals to lift the Red Storm. D'Angelo Harrison posted a game-high 20 points and Rysheed Jordan chipped in 10 points with six assists as St. John's (19-9, 8-7) completed the regular-season sweep of Xavier (18-11, 8-8).

Entering the contest 11 points shy of the 1,000-point plateau, Pointer quickly reached the career milestone by hitting five of his first six shot attempts. His tip-in at the 6:34 mark in the first half was the bucket that engraved his name in the St. John's record book as the 50th player to record 1,000 points.

VISITORS: XAVIER 18-11, 8-8

##	Player	tot-fg		3-pt		rebounds		fta	of	de	tp	pf	tp	a	to	blk	s	min
		fg	fga	fg	fga	ft	fta											
40	STAINBROOK, Matt	c	1	6	0	0	4	5	3	7	10	0	6	3	3	0	0	22
05	BLUIETT, Trevon	g	4	11	1	2	8	10	3	4	7	2	17	3	3	0	0	34
10	ABELL, Remy	g	4	5	3	3	0	0	1	6	7	2	11	3	2	0	2	27
11	DAVIS, Dee	g	1	6	1	3	0	1	2	1	3	3	3	4	5	0	0	36
15	DAVIS, Myles	g	2	11	1	5	0	0	0	3	3	2	5	1	1	0	0	37
00	AUSTIN JR., Larry	g	1	1	0	0	0	0	0	2	2	1	2	0	0	0	0	5
01	REYNOLDS, Jalen	g	4	8	0	0	1	1	4	3	7	4	9	0	3	1	0	21
02	FARR, James	g	2	5	0	0	0	0	1	3	4	0	4	0	2	0	0	9
55	MACURA, J.P.	g	0	0	0	0	0	0	0	1	1	0	0	0	1	0	0	9
TEAM						2		1										
Totals		19	53	6	13	13	17	16	31	47	14	57	14	20	1	2	200	

TOTAL FG%	1st Half: 8-24 33.3%	2nd Half: 11-29 37.9%	Game: 35.8%	DEADBALL
3-Pt. FG%	1st Half: 4-7 57.1%	2nd Half: 2-6 33.3%	Game: 46.2%	REBOUNDS
F Throw %	1st Half: 0-0 0.0%	2nd Half: 13-17 76.5%	Game: 76.5%	1

HOME TEAM: ST. JOHN'S 19-9, 8-7

##	Player	tot-fg		3-pt		rebounds		fta	of	de	tp	pf	tp	a	to	blk	s	min
		fg	fga	fg	fga	ft	fta											
14	AUBEGOVIC, Amar	f	0	2	0	1	0	0	0	1	1	2	0	0	0	0	0	6
15	POINTER, Sir'Dominic	f	8	15	0	1	3	7	3	6	9	2	19	3	6	4	4	40
01	GREENE IV, Phil	g	2	8	1	4	0	0	2	2	4	0	5	0	0	0	0	36
11	HARRISON, D'Angelo	g	7	14	3	5	3	4	0	1	1	4	20	1	3	0	1	31
23	JORDAN, Rysheed	g	5	9	0	1	0	3	0	5	5	3	10	6	0	0	2	38
00	BRANCH, Jamal	g	0	1	0	0	0	0	0	0	1	0	3	0	0	0	1	16
12	OBEKPA, Chris	g	2	6	0	0	0	1	0	6	6	4	4	1	2	4	5	33
TEAM						1		1										
Totals		24	55	4	12	6	15	6	21	27	16	58	14	8	10	13	200	

TOTAL FG%	1st Half: 13-32 40.6%	2nd Half: 11-23 47.8%	Game: 43.6%	DEADBALL
3-Pt. FG%	1st Half: 1-7 14.3%	2nd Half: 3-5 60.0%	Game: 33.3%	REBOUNDS
F Throw %	1st Half: 1-2 50.0%	2nd Half: 5-13 38.5%	Game: 40.0%	3

Officials: Doug Shows, Roger Ayers, Joe Lindsay
Technical fouls: Xavier-None. St. John's-None.
Attendance: 6634

Game #29

Feb. 28, 2015 • Madison Square Garden

	1	2	TOTAL
ST. JOHN'S	43	38	81
GEORGETOWN	32	38	70

NEW YORK - St. John's rolled to its sixth victory in seven games and reached the 20-win plateau for the second-straight season with an 81-70 win over Georgetown (18-9, 10-6) at Madison Square Garden. The Red Storm led for nearly 38 minutes in an impressive Senior Day performance as seniors Phil Greene IV (26) and Sir'Dominic Pointer (24) combined for 50 points. Rysheed Jordan added 15 points and Jamal Branch had 10 points for St. John's (20-9, 9-7).

The emotional pregame senior ceremony set the tone for a spirited effort in front of 13,615 fans at "The World's Most Famous Arena" as the Red Storm blew past the Hoyas in the 103rd edition of the old-school BIG EAST rivalry. The Johnnies used a 16-3 run to open a double-digit advantage by the 14:37 mark in the first half and never looked back.

VISITORS: GEORGETOWN 18-9, 10-6

#	Player	tot-fg		3-pt		rebounds						tp	a	to	blk	s	min
		fg	fga	fg	fga	ft	fta	of	de	tot	pf						
00	PEAK, L.J.	f	1	9	0	2	2	1	3	4	4	1	0	0	0	0	30
11	COPELAND, Isaac	f	1	5	0	1	2	4	0	8	8	1	4	1	3	2	22
24	SMITH, Joshua	c	2	3	0	0	1	1	2	1	3	5	5	1	1	0	8
04	SMITH-RIVERA, D.	g	10	21	7	14	2	2	4	3	7	3	29	2	2	0	137
55	TRAWICK, Jabril	g	2	6	0	3	1	2	0	2	2	2	5	4	3	2	028
01	CAMPBELL, Ire	0	1	0	1	0	0	0	1	1	2	0	2	1	0	0	6
03	HOPKINS, Mikael	4	8	0	0	2	6	12	2	14	5	10	2	1	3	0	32
05	CAMERON, Reggie	0	1	0	0	0	0	0	0	0	0	0	0	0	0	0	2
13	WHITE, Paul	2	7	1	3	0	0	1	3	4	4	5	0	0	0	0	018
23	BOWEN, Aaron	3	5	2	3	0	2	0	1	1	8	1	2	0	0	0	17
TEAM		2 2															
Totals		25	66	10	27	10	19	20	26	46	27	70	14	13	7	3	200

TOTAL FG%	1st Half: 10-30 33.3%	2nd Half: 15-36 41.7%	Game: 37.9%	DEADBALL
3-Pt. FG%	1st Half: 4-10 40.0%	2nd Half: 6-17 35.3%	Game: 37.0%	REBOUNDS
F Throw %	1st Half: 8-14 57.1%	2nd Half: 2-5 40.0%	Game: 52.6%	4

HOME TEAM: ST. JOHN'S 20-9, 9-7

#	Player	tot-fg		3-pt		rebounds				tp	a	to	blk	s	min			
		fg	fga	fg	fga	ft	fta	of	de									
15	POINTER, Sir'Dominic	f	8	13	0	0	8	13	1	6	7	0	24	2	1	2	1	40
00	BRANCH, Jamal	g	5	11	0	1	0	0	2	3	5	1	10	0	1	0	0	28
01	GREENE IV, Phil	g	9	15	6	7	2	4	1	6	7	1	26	2	1	0	1	40
11	HARRISON, D'Angelo	g	0	4	0	2	1	2	1	2	3	4	1	3	1	2	0	20
23	JORDAN, Rysheed	g	3	9	2	6	7	8	1	3	4	2	15	3	2	0	3	39
10	BALAMOU, Felix	0	3	0	0	0	0	1	2	3	4	0	0	0	0	1	0	13
12	OBEKPA, Chris	1	2	0	0	3	5	2	2	4	5	5	1	1	3	2	19	
35	NDIAVE, Khadim	0	0	0	0	0	0	0	0	0	0	0	0	0	0	0	0	1
TEAM										4	2	6						
Totals			26	57	8	16	21	32	13	26	39	17	81	11	7	8	7	200

TOTAL FG%	1st Half: 16-36 44.4%	2nd Half: 10-21 47.6%	Game: 45.6%	DEADBALL
3-Pt. FG%	1st Half: 4-8 50.0%	2nd Half: 4-8 50.0%	Game: 50.0%	REBOUNDS
F Throw %	1st Half: 7-13 53.8%	2nd Half: 14-19 73.7%	Game: 65.6%	3

Officials: James Breeding, Brian O'Connell, Lamar Simpson
Technical fouls: Georgetown-TRAWICK, Jabril; TEAM: St. John's-OBEKPA, Chris;
TEAM.
Attendance: 13615

Game #30

March 4, 2015 • Bradley Center

	1	2	TOTAL
ST. JOHN'S	34	33	67
MARQUETTE	27	24	51

MILWAUKEE - St. John's picked up its seventh win in eight games, rolling past Marquette (11-18, 3-14), 67-51, at the Bradley Center. The Red Storm used an 8-for-11 (72.7 pct) 3-point shooting effort in the second half en route to its fourth-straight victory and 21st of the season, matching the program's highest win total in 15 years.

Rysheed Jordan led St. John's (21-9, 10-8) with 23 points, hitting five 3-pointers. D'Angelo Harrison poured in 16 of his 21 points in the second half. Sir'Dominic Pointer went for his eighth double-double (10 points, 13 rebounds) and had seven assists. The fourth Johnnie to score double-digits, Phil Greene IV scored 11 points.

VISITORS: ST. JOHN'S 21-9, 10-7 BE

#	Player	tot-fg		3-pt		rebounds								tp	a	to	blk	s	min
		fg	fga	fg	fga	ft	fta	of	de	tot	pf								
12	OBEKPA, Chris	f	1	3	0	0	2	2	3	5	4	2	1	0	4	1	32		
01	GREENE IV, Phil	g	4	13	3	7	0	1	2	6	8	0	11	2	2	0	40		
11	HARRISON, D'Angelo	g	7	16	4	8	3	4	2	4	6	2	21	3	3	1	40		
15	POINTER, Sir'Dominic	g	5	16	0	0	0	1	4	9	13	2	10	7	5	2	3	40	
23	JORDAN, Rysheed	g	6	11	5	9	6	9	1	2	3	2	23	2	3	0	2	40	
14	ALIBEGOVIC, Amar	0	0	0	0	0	0	1	1	2	4	0	0	0	0	0	8		
TEAM										1	4	5							
Totals			23	59	12	24	9	17	13	29	42	14	67	15	13	7	8	200	

TOTAL FG%	1st Half: 12-34 35.3%	2nd Half: 11-25 44.0%	Game: 39.0%	DEADBALL
3-Pt. FG%	1st Half: 4-13 30.8%	2nd Half: 8-11 72.7%	Game: 50.0%	REBOUNDS
F Throw %	1st Half: 6-11 54.5%	2nd Half: 3-6 50.0%	Game: 52.9%	3

HOME TEAM: MARQUETTE 11-18, 3-14 BE

#	Player		tot-fg		3-pt		rebounds						tp	a	to	blk	s	min
			fg	fga	fg	fga	ft	fta	of	de	tot	pf						
40	FISCHER, LUKE	c	5	9	0	0	3	10	3	2	5	2	13	0	2	3	0	28
01	WILSON, DUANE	g	3	10	0	6	2	4	0	4	1	8	3	2	0	3	2	39
05	COHEN III, SANDY	g	0	1	0	1	0	0	0	0	0	1	0	2	1	0	0	11
12	WILSON, DERRICK	g	1	5	0	0	0	1	4	5	2	2	6	1	1	1	1	37
13	CARLINO, MATT	g	6	15	5	9	0	1	3	4	3	17	1	3	0	2	3	34
10	ANDERSON, JUAN	0	2	0	1	0	0	0	0	0	0	0	0	0	0	1	0	11
23	JOHNSON, JAIJUAN	3	8	1	3	0	0	1	4	5	0	7	0	0	0	1	1	19
25	TAYLOR JR., STEVE	1	5	0	1	2	4	6	11	17	3	4	0	4	0	1	31	
TEAM											1	1						
Totals			19	55	6	21	7	18	13	28	41	13	51	12	14	5	8	200

TOTAL FG%	1st Half: 11-30 36.7%	2nd Half: 8-25 32.0%	Game: 34.5%	DEADBALL
3-Pt. FG%	1st Half: 3-11 27.3%	2nd Half: 3-10 30.0%	Game: 28.6%	REBOUNDS
F Throw %	1st Half: 2-6 33.3%	2nd Half: 5-12 41.7%	Game: 38.9%	5

Officials: Ed Corbett, Paul Szelc, Terry Oglesby
Technical fouls: St. John's-None, Marquette-CARLINO, MATT; TEAM.
Attendance: 14201



Game #31

March 8, 2015 • Wells Fargo Center

	1	2	TOTAL
ST. JOHN'S	46	22	68
NO. 4/4 VILLANOVA	50	55	105

PHILADELPHIA - St. John's had its four-game win streak snapped as the short-handed Red Storm fell, 105-68, to No. 4/4 Villanova (29-2, 16-2) at the Wells Fargo Center in Philadelphia. Rysheed Jordan led St. John's (21-10, 10-8) in scoring for the second-straight game with 21 points. The Wildcats had five players post double-digits, including 21 from Daniel Ochefu.

Phil Greene IV finished with 16 points and D'Angelo Harrison added 15 for a St. John's squad that was without Chris Obekpa and Jamal Branch, who both missed the contest due to injuries. St. John's hit its first five shots and rushed out to a double-digit lead less than four minutes into the game. Greene IV fueled the Johnnies quick start as part of a 14-point first half.

VISITORS: ST. JOHN'S (21-10, 10-8 BE)

#	Player	tot-fg		3-pt		rebounds		ft	a	of	de	tot	pf	tp	a	to	blk	s	min
		fg	fga	fg	fga	ft	fta												
15	POINTER, Sir'Dominic	f	3	7	0	1	2	2	1	3	4	2	8	5	0	1	0	28	
34	DE LA ROSA, Joey	c	0	0	0	0	0	0	1	1	2	0	0	0	0	0	0	9	
01	GREENE IV, Phil	g	5	10	2	4	4	1	1	2	0	16	1	1	0	0	31		
11	HARRISON, D'Angelo	g	6	14	1	5	2	3	0	4	4	5	15	1	1	0	1	34	
23	JORDAN, Rysheed	g	8	17	3	8	2	0	3	3	2	21	8	4	0	0	33		
02	STEWART, Myles	g	1	5	0	3	0	0	0	0	0	2	0	1	0	0	6		
04	JONES, Christian	g	0	0	0	2	2	1	1	2	3	2	0	1	0	0	15		
05	LIPSCOMB, David	g	0	0	0	0	0	0	2	2	0	0	0	0	0	0	6		
10	BALAMOU, Felix	g	2	2	0	0	0	2	0	2	1	4	1	3	0	16			
14	ALIBEGOVIC, Amar	g	0	1	0	1	0	0	1	1	2	0	0	1	1	0	15		
35	NDIAVE, Khadim	g	0	1	0	0	0	0	0	0	0	0	0	0	0	0	7		
TEAM																			
Totals		25	57	6	22	12	13	8	18	26	17	68	16	12	2	1	200		

TOTAL FG%	1st Half: 15-28 53.6%	2nd Half: 10-29 34.5%	Game: 43.9%	DEADBALL
3-Pt. FG%	1st Half: 5-14 35.7%	2nd Half: 1-8 12.5%	Game: 27.3%	REBOUNDS
F Throw %	1st Half: 11-11 100%	2nd Half: 1-2 50.0%	Game: 92.3%	1, 1

HOME TEAM: VILLANOVA (29-2, 16-2 BE)

##	Player	tot-fg		3-pt		rebounds		ft	a	of	de	tot	pf	tp	a	to	blk	s	min
		fg	fga	fg	fga	ft	fta												
22	PINKSTON, JayVaughn	f	7	9	0	4	5	3	3	6	1	18	0	0	0	1	22		
23	OCHEFU, Daniel	f	8	9	0	0	5	5	6	3	9	0	21	1	1	5	0	23	
04	HILLIARD, Darrun	g	5	13	2	7	2	3	0	6	6	1	14	2	0	1	2	27	
15	ARCIDIACONO, Ryan	g	2	6	1	5	2	2	0	1	1	2	7	4	0	0	2	31	
31	ENNIS, Dylan	g	5	8	2	4	5	6	0	2	2	2	17	6	0	0	0	26	
00	LOWE, Henry	g	1	3	1	2	0	0	0	0	0	1	3	0	0	0	1	4	
02	JENKINS, Kris	g	1	4	1	4	0	0	1	1	2	3	1	0	0	0	11		
03	HART, Josh	g	4	7	3	6	2	2	1	4	5	2	13	0	0	0	0	24	
05	BOOTH, Phil	g	3	6	1	4	0	1	2	2	1	7	8	2	0	1	20		
14	REYNOLDS, Darryl	g	1	1	0	0	0	1	1	2	0	2	0	0	0	0	5		
20	FARRELL, Patrick	g	0	0	0	0	0	0	0	0	0	0	0	0	0	0	1	3	
52	RAFFERTY, Kevin	g	0	0	0	0	0	0	0	1	1	0	0	0	0	0	0	4	
TEAM																			
Totals		37	66	11	32	20	26	13	24	37	12	105	22	3	6	8	200		

TOTAL FG%	1st Half: 17-30 56.7%	2nd Half: 20-36 55.6%	Game: 56.1%	DEADBALL
3-Pt. FG%	1st Half: 6-19 31.6%	2nd Half: 5-13 38.5%	Game: 34.4%	REBOUNDS
F Throw %	1st Half: 10-12 83.3%	2nd Half: 10-14 71.4%	Game: 76.9%	3

Officials: Pat Driscoll, Mike Roberts, Matt Potter
Technical fouls: St. John's-None. Villanova-None.
Attendance: 19161

Game #32

March 12, 2015 • Madison Square Garden

	1	2	TOTAL
ST. JOHN'S	27	30	57
PROVIDENCE	40	34	74

NEW YORK - St. John's swept the regular season series against Providence, but could not make it three-straight as the Friars defeated the Red Storm, 74-57, in the BIG EAST Quarterfinals at Madison Square Garden.

Rysheed Jordan scored a team-high 18 points to lead St. John's (21-11), which was held to 31.0 percent (18-of-58) from the floor and 28.6 percent (6-of-21) from long range. Phil Greene IV added nine points, while Jamal Branch, D'Angelo Harrison and Sir'Dominic Pointer finished with seven each.

VISITORS: ST. JOHN'S 21-11

##	Player	tot-fg		3-pt		rebounds		ft	a	of	de	tot	pf	tp	a	to	blk	s	min
		fg	fga	fg	fga	ft	fta												
15	POINTER, Sir'Dominic	f	2	6	0	1	3	4	1	6	7	5	7	1	2	1	0	34	
12	OBEKPA, Chris	c	2	5	0	0	0	0	2	7	9	5	4	0	0	1	0	29	
00	BRANCH, Jamal	g	3	9	1	3	0	0	2	2	2	7	2	2	0	0	24		
01	GREENE IV, Phil	g	3	9	2	7	1	2	0	2	2	0	9	1	0	0	0	37	
11	HARRISON, D'Angelo	g	3	15	1	3	0	1	1	2	3	4	7	1	3	0	2	32	
02	STEWART, Myles	g	0	0	0	0	0	0	0	0	0	1	0	1	0	0	1		
04	JONES, Christian	g	0	1	0	0	0	0	1	0	1	0	0	0	0	0	1		
05	LIPSCOMB, David	g	0	0	0	0	0	0	0	0	0	0	0	0	0	0	1		
14	ALIBEGOVIC, Amar	g	1	2	1	2	0	0	0	1	1	0	3	0	0	0	3		
23	JORDAN, Rysheed	g	3	9	1	5	11	16	3	1	4	3	18	1	5	1	1	28	
34	DE LA ROSA, Joey	g	1	2	0	0	0	0	2	1	3	1	2	0	1	0	1	10	
TEAM																			
Totals		18	58	6	21	15	23	13	23	36	21	57	7	13	4	3	200		

TOTAL FG%	1st Half: 8-30 26.7%	2nd Half: 10-28 35.7%	Game: 31.0%	DEADBALL
3-Pt. FG%	1st Half: 1-9 11.1%	2nd Half: 5-12 41.7%	Game: 28.6%	REBOUNDS
F Throw %	1st Half: 10-11 90.9%	2nd Half: 5-12 41.7%	Game: 65.2%	4

HOME TEAM: PROVIDENCE 22-10

##	Player	tot-fg		3-pt		rebounds		ft	a	of	de	tot	pf	tp	a	to	blk	s	min
		fg	fga	fg	fga	ft	fta												
00	BENTIL, Ben	f	7	13	0	0	0	2	8	5	13	3	14	0	3	1	1	31	
23	HENTON, LaDontae	f	7	14	3	6	3	3	2	10	12	1	20	2	2	0	2	39	
33	DESROSIER, Carson	c	1	7	1	2	2	2	1	3	4	5	1	0	2	1	27		
32	LOMOMBA, Junior	g	0	0	0	0	0	0	0	0	0	1	0	0	1	0	0	5	
12	WOODRING, Casey	g	0	1	0	0	0	0	0	0	0	0	0	0	0	0	0	2	
13	CHUKWU, Paschal	g	0	2	0	1	2	0	3	3	4	1	0	0	0	1	10		
21	LINDSEY, Jalen	g	0	0	0	0	0	0	0	0	0	0	0	0	0	0	0	3	
24	CARTWRIGHT, Kyron	g	0	2	0	0	2	2	0	0	0	0	2	1	1	0	0	13	
25	HARRIS, Tyler	g	4	11	1	3	6	8	3	2	5	1	15	0	3	2	36		
34	PLANKEK, Tom	g	0	0	0	0	0	0	1	1	0	0	0	0	0	0	0	1	
TEAM																			
Totals		25	62	6	12	18	24	18	31	49	19	74	15	15	4	9	200		

TOTAL FG%	1st Half: 14-30 46.7%	2nd Half: 11-32 34.4%	Game: 40.3%	DEADBALL
3-Pt. FG%	1st Half: 4-7 57.1%	2nd Half: 2-5 40.0%	Game: 50.0%	REBOUNDS
F Throw %	1st Half: 8-9 88.9%	2nd Half: 10-15 66.7%	Game: 75.0%	2

Officials: Pat Driscoll, Ed Corbett, Wally Rutecki
Technical fouls: St. John's-None. Providence-None.
Attendance: 15197

Game #33
March 20, 2015 • Time Warner Cable Arena

	1	2	TOT
ST. JOHN'S	33	31	64
SAN DIEGO STATE	40	36	76

CHARLOTTE, N.C. - Appearing in the NCAA Tournament for the second time in the past five seasons, ninth-seeded St. John's saw its second-straight 20-win campaign come to a close with a 76-64 loss to eighth-seeded San Diego State. St. John's finished 21-12, matching the program's most wins in 15 years, and also marking the third 20-win campaign in the last five years.

Sir Dominic Pointer recorded game-highs with 21 points and 10 rebounds to secure his ninth double-double of the season for the Red Storm. D'Angelo Harrison finished with 18 points, while Rysheed Jordan added 10 points. Phil Greene IV chipped in with nine points and Jamal Branch added six.

VISITORS: ST. JOHN'S 21-12

#	Player	tot-fg		3-pt		rebounds		ft	of	de	tot	pf	tp	a	to	blk	s	min
		fg	fga	fg	fga	ft	fta											
15	POINTER, Sir'Dominic	f	9	16	0	2	3	4	1	9	10	4	21	2	4	2	2	39
00	BRANCH, Jamal	g	3	6	0	1	0	0	1	2	3	4	6	0	1	0	0	39
01	GREENE IV, Phil	g	4	11	1	4	0	0	0	4	4	3	9	1	1	0	1	39
11	HARRISON, D'Angelo	g	7	16	1	6	3	4	4	5	9	5	18	2	2	0	1	39
23	JORDAN, Rysheed	g	4	7	1	2	1	3	0	3	3	3	10	1	2	0	3	21
04	JONES, Christian		0	1	0	0	0	0	0	0	0	0	0	0	0	0	0	10
05	LIPSCOMB, David		0	0	0	0	0	0	0	1	1	0	0	0	0	0	0	1
10	BALAMOU, Felix		0	0	0	0	0	0	0	0	0	0	0	0	0	0	0	1
14	AUBEGOVIC, Armar		0	2	0	2	0	0	1	0	1	2	0	0	0	0	0	6
34	DE LA ROSA, Joey		0	0	0	0	0	0	0	0	0	0	0	0	0	0	0	4
35	NDIAVE, Khadim		0	0	0	0	0	0	0	0	0	0	0	0	0	0	0	1
TEAM											1							
Totals			27	59	3	17	7	11	7	25	32	21	64	6	10	2	7	200

TOTAL FG%	1st Half: 15-30 50.0%	2nd Half: 12-29 41.4%	Game: 45.8%	DEADBALL
3-Pt. FG%	1st Half: 2-9 22.2%	2nd Half: 1-8 12.5%	Game: 17.6%	REBOUNDS
F Throw %	1st Half: 1-1 100%	2nd Half: 6-10 60.0%	Game: 63.6%	1

HOME TEAM: SAN DIEGO STATE 27-12

#	Player	tot-fg		3-pt		rebounds		ft	of	de	tot	pf	tp	a	to	blk	s	min
		fg	fga	fg	fga	ft	fta											
00	SPENCER, Skylar	f	4	6	0	0	2	4	3	4	7	1	10	0	0	2	1	22
05	POLEE II, Dwayne	f	5	7	5	7	0	1	0	3	3	1	15	0	1	0	3	19
13	SHEPARD, Winston	f	1	8	0	3	5	6	2	3	5	4	7	1	4	0	1	26
20	O'BRIEN, JJ	f	8	12	0	0	2	2	4	0	4	1	18	2	4	0	0	34
10	QUINN, Aqeel	g	1	6	0	3	0	1	0	2	2	2	2	5	1	0	0	19
03	CHOI, Angelo		0	1	0	0	0	0	2	3	5	1	0	1	0	0	0	9
04	ALLEN, Dakarai		0	0	0	0	0	0	0	0	0	0	0	0	0	0	0	+
12	KELL, Trey		0	4	0	3	6	12	0	3	3	2	6	1	1	0	0	21
21	POPE, Malik		2	4	0	1	2	4	1	6	7	0	6	1	1	1	0	24
40	SHRIGLEY, Matt		4	5	4	5	0	0	2	2	0	12	1	0	0	0	0	26
TEAM											1		2					
Totals			25	53	9	22	17	30	13	27	40	12	76	12	13	3	5	200

TOTAL FG%	1st Half: 15-32 46.9%	2nd Half: 10-21 47.6%	Game: 47.2%	DEADBALL
3-Pt. FG%	1st Half: 7-16 43.8%	2nd Half: 2-6 33.3%	Game: 40.9%	REBOUNDS
F Throw %	1st Half: 3-7 42.9%	2nd Half: 14-23 60.9%	Game: 56.7%	3,1

Officials: Bryan Kersey, Lamont Simpson, Thomas O'Neill
Technical fouls: St. John's-None. San Diego State-None.
Attendance: 16945



ALL-TIME RESULTS

Season	Head Coach	Captain(s)	Won	Lost	Pct.	Postseason
1907-08	Rev. J. Chestnut, C.M.	Theodore Jollon, Bernard Reilly	4	8	.333	
1908-09	P. Joseph Kersey	David Yates	9	6	.600	
1909-10	Harry Fisher	John Kennan	15	5	.750	
1910-11	Claude Allen	Thomas Tracey	14	0	1.000	
1911-12	Joseph O'Shea	Joseph Burshill	15	5	.750	
1912-13	Claude Allen	Joseph Driscoll	12	8	.600	
1913-14	Claude Allen	John Mahoney	7	11	.389	
1914-15	Joseph O'Shea	Edward Clark	12	4	.750	
1915-16	Joseph O'Shea	Felix Nicklas	5	10	.333	
1916-17	Joseph O'Shea	Joseph Murphy	11	8	.579	
1917-18	John Crenny	Herman Goette	8	8	.500	
1918-19	John Crenny	William O'Brien	0	7	.000	
1919-20	John Crenny	Paul Murphy	9	14	.391	
1920-21	John Crenny	Harold Froelich	10	9	.526	
1921-22	Edward Kelleher	George Kennan	10	11	.476	
1922-23	John Crenny	Joseph Kennan	11	10	.524	
1923-24	John Crenny	Joseph Todd	16	15	.516	
1924-25	John Crenny	Jeff Kubat	18	6	.750	
1925-26	John Crenny	James Freeman	18	7	.720	
1926-27	John Crenny	John Gallagher	15	10	.600	
1927-28	James Freeman	Tom Feeny	18	4	.818	
1928-29	James Freeman	James Collins	23	2	.920	
1929-30	James Freeman	Max Posnack	23	1	.958	
1930-31	James Freeman	Max Posnack	21	1	.955	
1931-32	James Freeman	Tom Neary	22	4	.846	
1932-33	James Freeman	John Hill	23	4	.852	
1933-34	James Freeman	John McGuinness	16	3	.842	
1934-35	James Freeman	Joe Marchese	13	8	.619	
1935-36	James Freeman	Reuben Kaplinsky	18	4	.818	
1936-37	Joseph Lapchick	John Shanley	12	7	.632	
1937-38	Joseph Lapchick	Gerry Bush	15	4	.789	
1938-39	Joseph Lapchick	Howie Vocke	18	4	.818	NIT Semifinals (Fourth)
1939-40	Joseph Lapchick	Frank Haggerty, Bill McKeever	15	5	.750	NIT Quarterfinals
1940-41	Joseph Lapchick	Jack Garfinkel	11	6	.647	
1941-42	Joseph Lapchick	Jim White	16	5	.762	
1942-43	Joseph Lapchick	Andy Levane	21	3	.875	NIT CHAMPIONS
1943-44	Joseph Lapchick	Hy Gotkin	18	5	.783	NIT CHAMPIONS
1944-45	Joseph Lapchick	Hy Gotkin	21	3	.875	NIT Semifinals (Third)
1945-46	Joseph Lapchick	Ray Wertis	17	6	.739	NIT Quarterfinals
1946-47	Joseph Lapchick	Harry Boykoff	16	7	.696	NIT Quarterfinals
1947-48	Frank McGuire	Dick McGuire	12	11	.522	
1948-49	Frank McGuire	Dick McGuire	15	9	.625	NIT First Round
1949-50	Frank McGuire	Gerry Calabrese	24	5	.828	NIT Semifinals (Third)
1950-51	Frank McGuire	Al McGuire, Frank Mulzoff	26	5	.839	NCAA Regionals, NIT Semifinals (Third)
1951-52	Frank McGuire	Jack McMahon	25	6	.806	NCAA Finals, NIT Quarterfinals
1952-53	Al DeStefano	Frank Giancontieri	17	6	.738	NIT Finals
1953-54	Al DeStefano	Game Captains	9	11	.450	
1954-55	Al DeStefano	Marty Satalino	11	9	.550	
1955-56	Al DeStefano	Dick Duckett	12	12	.500	
1956-57	Joseph Lapchick	Dick Duckett	14	9	.609	
1957-58	Joseph Lapchick	Al Seiden, Bernie Pascal	18	8	.692	NIT Semifinals
1958-59	Joseph Lapchick	Alan Seiden	20	6	.769	NIT CHAMPIONS
1959-60	Joseph Lapchick	Tony Jackson	17	8	.680	NIT Quarterfinals
1960-61	Joseph Lapchick	Tony Jackson	20	5	.800	NCAA First Round
1961-62	Joseph Lapchick	Kevin Loughery	21	5	.808	NIT Finals
1962-63	Joseph Lapchick	Donald Burks	9	15	.375	
1963-64	Joseph Lapchick	Dan Waddleton	14	11	.560	

Season	Head Coach	Captain(s)	Won	Lost	Pct.	Postseason
1964-65	Joseph Lapchick	Ken McIntyre, Jerry Houston	21	8	.724	NIT CHAMPIONS
1965-66	Lou Carnesecca	Bob McIntyre	18	8	.692	NIT First Round
1966-67	Lou Carnesecca	Lloyd Dove	23	5	.821	NCAA Regionals
1967-68	Lou Carnesecca	Rudy Bogad	19	8	.704	NCAA First Round
1968-69	Lou Carnesecca	John Warren, Carmine Calzonetti	23	6	.793	NCAA Regionals
1969-70	Lou Carnesecca	Joe DePre	21	8	.724	NIT Finals
1970-71	Frank Mulzoff	John DeVasto, Pete LaMantia	18	9	.667	NIT First Round
1971-72	Frank Mulzoff	Greg Cluess	19	11	.633	NIT Semifinals (Fourth)
1972-73	Frank Mulzoff	Bill Schaeffer	19	7	.731	NCAA First Round
1973-74	Lou Carnesecca	Ed Searcy	20	7	.740	NIT First Round
1974-75	Lou Carnesecca	Mel Utley, Kevin Cluess	21	10	.667	NIT Semifinals (Fourth)
1975-76	Lou Carnesecca	Frank Alagia, William Smith	23	6	.793	NCAA First Round
1976-77	Lou Carnesecca	Glen Williams	22	9	.710	NCAA First Round
1977-78	Lou Carnesecca	George Johnson	21	7	.750	NCAA First Round
1978-79	Lou Carnesecca	Tom Calabrese	21	11	.656	NCAA Regional Finals
1979-80	Lou Carnesecca	Reggie Carter, Bernard Rencher	24	5	.838	NCAA Second Round
1980-81	Lou Carnesecca	Wayne McKoy, Frank Gilroy	17	11	.607	NIT First Round
1981-82	Lou Carnesecca	Trevor Jackson, David Russell	21	9	.700	NCAA Second Round
1982-83	Lou Carnesecca	Trevor Jackson, David Russell	28	5	.848	NCAA Regional Semifinals
1983-84	Lou Carnesecca	Jeff Allen	18	12	.600	NCAA First Round
1984-85	Lou Carnesecca	Chris Mullin, Bill Wennington, Ron Stewart	31	4	.886	NCAA Semifinals
1985-86	Lou Carnesecca	Walter Berry, Mark Jackson,				
		Willie Glass	31	5	.861	NCAA Second Round
1986-87	Lou Carnesecca	Mark Jackson, Willie Glass	21	9	.700	NCAA Second Round
1987-88	Lou Carnesecca	Shelton Jones, Terry Bros,				
		Steve Shurina	17	12	.590	NCAA First Round
1988-89	Lou Carnesecca	Matt Brust, Kevin Fitzpatrick	20	13	.606	NIT CHAMPIONS
1989-90	Lou Carnesecca	Jayson Williams, Greg Harvey	24	10	.705	NCAA Second Round
1990-91	Lou Carnesecca	Malik Sealy, Billy Singleton	23	9	.719	NCAA Regional Finals
1991-92	Lou Carnesecca	Malik Sealy, Jason Buchanan,				
		Robert Werdann	19	11	.633	NCAA First Round
1992-93	Brian Mahoney	Lamont Middleton, David Cain	19	11	.633	NCAA Second Round
1993-94	Brian Mahoney	Shawnelle Scott, Carl Beckett	12	17	.414	
1994-95	Brian Mahoney	Derek Brown, Charles Minlend	14	14	.500	NIT First Round
1995-96	Brian Mahoney	Derek Brown, Rowan Barrett,				
		Maurice Brown	11	16	.407	
1996-97	Fran Fraschilla	Charles Minlend	13	14	.481	
1997-98	Fran Fraschilla	Felipe Lopez, Zendon Hamilton,				
		Tarik Turner	22	10	.688	NCAA First Round
1998-99	Mike Jarvis	Tyrone Grant	28	9	.757	NCAA Regional Finals
1999-00	Mike Jarvis	Lavor Postell, Bootsyt Thornton	25	8	.758	NCAA Second Round
2000-01	Mike Jarvis	Anthony Glover, Reggie Jessie	5 (14)*	15	.250 (.483)*	
2001-02	Mike Jarvis	Anthony Glover, Donald Emanuel,				
		Sharif Fordham	7 (20)*	11 (12)*	.389 (.625)*	NCAA First Round*
2002-03	Mike Jarvis	Anthony Glover, Marcus Hatten	1 (21)*	13	.071 (.618)*	NIT CHAMPIONS*
2003-04	Mike Jarvis	Kyle Cuffe	0 (2)*	4	.000 (.333)*	
	Kevin Clark		2 (4)*	17	.105 (.190)*	
2004-05	Norm Roberts	Darryll Hill, Lamont Hamilton	9	18	.333	
2005-06	Norm Roberts	Darryll Hill, Lamont Hamilton	12	15	.444	
2006-07	Norm Roberts	Eugene Lawrence	16	15	.516	
2007-08	Norm Roberts	Eugene Lawrence, Anthony Mason Jr.,				
		Tomas Jasiulionis	11	19	.367	
2008-09	Norm Roberts	No captain named	16	18	.471	CBI First Round
2009-10	Norm Roberts	No captain named	17	16	.515	NIT First Round
2010-11	Steve Lavin	No captain named	21	12	.636	NCAA First Round
2011-12	Steve Lavin	No captain named	13	19	.406	
2012-13	Steve Lavin	No captain named	17	16	.515	NIT Second Round
2013-14	Steve Lavin	No captain named	20	13	.606	NIT First Round
2014-15	Steve Lavin	No captain named	21	12	.636	NCAA First Round

* 47 games during the 2000-01, 2001-02, 2003-03 and 2003-04 seasons have been vacated by the NCAA.



**Rev. J.
Chestnut, C.M.**
1907-08
1 Season
Overall: 4-8



**P. Joseph
Kersey**
1908-09
1 Season
Overall: 9-6



**Harry
Fisher**
1909-10
1 Season
Overall: 15-5



**Claude
Allen**
1910-11
1912-13 to 1913-14
3 Seasons
Overall: 33-19



**Joseph
O'Shea**
1911-12
1914-15 to 1916-1917
4 Seasons
Overall: 43-27



**John
Crenny**
1917-18 to 1920-21
1922-23 to 1926-27
9 Seasons
Overall: 105-86



**Edward
Kelleher**
1921-22
1 Season
Overall: 10-11



**James
Freeman**
1927-28 to 1935-36
9 Seasons
Overall: 177-31



**Joseph
Lapchick**
1936-37 to 1946-47
1956-57 to 1964-65
20 Seasons
Overall: 334-130



**Frank
McGuire**
1947-48 to 1951-52
5 Seasons
Overall: 102-36



**Al
DeStefano**
1952-53 to 1955-56
4 Seasons
Overall: 49-39



**Lou
Carnesecca**
1965-66 to 1969-70
1973-74 to 1991-92
24 Seasons
Overall: 526-200



**Frank
Mulzoff**
1970-71 to 1972-73
3 Seasons
Overall: 56-27



**Brian
Mahoney**
1992-93 to 1995-96
4 Seasons
Overall: 56-58



**Fran
Fraschilla**
1996-97 to 1997-98
2 Seasons
Overall: 35-24



**Mike
Jarvis**
1998-99 to 2003-04
6 Seasons
Overall:
66 (110)*-60 (61)*



**Kevin
Clark**
2003-04
1 Season
Overall: 2 (4)*-17



**Norm
Roberts**
2004-05 to 2009-10
5 Seasons
Overall: 81-101



**Steve
Lavin**
2010-11 to 2015
5 seasons
Overall: 92-72



**Chris
Mullin**
2015-present
First season





1 • CHRIS MULLIN 2,440

Year	G	FGM	FGA	Pct.	FTM	FTA	Pct.	TP	AVG.
1981-82	30	175	328	.533	148	187	.791	498	16.6
1982-83	33	228	395	.577	173	196	.883	629	19.1
1983-84	27	225	394	.571	169	187	.904	619	22.9
1984-85	35	251	481	.522	192	235	.817	694	19.8
Totals	125	879	1598	.550	682	805	.847	2,440	19.5



2 • MALIK SEALY 2,402

Year	G	FGM	FGA	Pct.	FTM	FTA	Pct.	TP	AVG.
1988-89	31	163	333	.489	67	120	.558	400	12.9
1989-90	34	227	432	.525	159	213	.746	616	18.1
1990-91	32	263	535	.492	165	222	.743	707	22.1
1991-92	30	247	523	.472	169	213	.793	679	22.6
Totals	127	900	1823	.494	560	768	.729	2,402	18.9



3 • D'ANGELO HARRISON 2,178

Year	G	FGM	FGA	Pct.	FTM	FTA	Pct.	TP	AVG.
2011-12	32	158	421	.375	152	189	.804	544	17.0
2012-13	27	155	393	.394	113	147	.769	481	17.8
2013-14	33	169	443	.381	174	202	.861	576	17.5
2014-15	33	178	429	.415	155	194	.799	577	17.5
Totals	125	660	1686	.391	594	732	.811	2,178	17.4



4 • FELIPE LOPEZ 1,927

Year	G	FGM	FGA	Pct.	FTM	FTA	Pct.	TP	AVG.
1994-95	28	166	404	.411	131	174	.753	498	17.8
1995-96	27	156	384	.406	99	145	.683	437	16.2
1996-97	27	142	349	.407	119	192	.620	430	15.9
1997-98	32	206	478	.431	90	157	.573	562	17.6
Totals	114	670	1615	.415	439	667	.658	1,927	16.9



5 • BOB ZAWOLUK 1,826

Year	G	FGM	FGA	Pct.	FTM	FTA	Pct.	TP	AVG.
1949-50	29	222	516	.430	144	211	.682	588	20.3
1950-51	31	223	516	.432	208	280	.743	654	21.1
1951-52	31	204	456	.447	176	231	.762	584	18.9
Totals	91	649	1488	.436	528	722	.731	1,826	20.1



6 • ZENDON HAMILTON 1,810

Year	G	FGM	FGA	Pct.	FTM	FTA	Pct.	TP	AVG.
1994-95	28	112	214	.523	95	154	.617	319	11.4
1995-96	27	179	368	.486	204	256	.797	562	20.8
1996-97	27	132	306	.431	173	242	.715	437	16.2
1997-98	32	161	341	.472	170	260	.654	492	15.4
Totals	114	584	1229	.475	642	912	.704	1,810	15.9



7 • GEORGE JOHNSON 1,763

Year	G	FGM	FGA	Pct.	FTM	FTA	Pct.	TP	AVG.
1974-75	31	139	263	.529	35	54	.648	313	10.1
1975-76	28	164	348	.471	57	77	.740	385	13.8
1976-77	31	228	451	.506	84	114	.737	540	17.4
1977-78	27	213	425	.501	99	128	.773	525	19.4
Totals	117	744	1487	.500	275	373	.737	1,763	15.1



8 • DAVID RUSSELL 1,753

Year	G	FGM	FGA	Pct.	FTM	FTA	Pct.	TP	AVG.
1979-80	29	123	197	.624	66	97	.680	312	10.7
1980-81	28	157	303	.518	99	128	.773	413	14.8
1981-82	30	177	331	.539	167	217	.769	521	17.4
1982-83	33	192	358	.536	123	164	.750	507	15.4
Totals	120	649	1189	.546	455	606	.751	1,753	14.6



9 • GLEN WILLIAMS 1,727

Year	G	FGM	FGA	Pct.	FTM	FTA	Pct.	TP	AVG.
1973-74	27	116	221	.525	47	72	.653	279	10.3
1974-75	30	158	313	.505	52	72	.722	368	12.3
1975-76	28	182	336	.542	51	72	.708	415	14.8
1976-77	31	256	501	.510	153	192	.797	665	21.5
Totals	116	712	1371	.519	303	408	.743	1,727	14.9



10 • TONY JACKSON 1,603

Year	G	FGM	FGA	Pct.	FTM	FTA	Pct.	TP	AVG.
1958-59	26	215	470	.457	91	130	.700	521	20.0
1959-60	25	187	463	.403	157	.805	.531	531	21.2
1960-61	25	203	*	*	145	.806	.551	521	22.0
Totals	76	605	*	*	393	505	.782	1,603	21.1

*Stats incomplete



11 • LLOYD 'SONNY' DOVE 1,576

Year	G	FGM	FGA	Pct.	FTM	FTA	Pct.	TP	AVG.
1964-65	29	160	331	.483	79	123	.642	399	13.8
1965-66	26	216	452	.478	119	170	.700	551	21.2
1966-67	28	242	513	.472	142	211	.673	626	22.4
Totals	83	618	1296	.477	304	504	.675	1,576	19.0



12 • WAYNE MCKOY 1,536

Year	G	FGM	FGA	Pct.	FTM	FTA	Pct.	TP	AVG.
1977-78	28	110	221	.498	46	74	.621	266	9.5
1978-79	32	211	372	.567	55	91	.604	477	14.9
1979-80	29	171	324	.527	62	117	.530	404	13.9
1980-81	28	159	310	.513	71	101	.703	389	13.9
Totals	117	651	1227	.531	234	383	.611	1,536	13.1




13 • D. J. KENNEDY 1,504

Year	G	FGM	FGA	Pct.	FTM	FTA	Pct.	TP	AVG.
2007-08	30	79	177	.446	60	85	.706	233	7.8
2008-09	34	134	444	.402	137	187	.733	441	13.0
2009-10	33	158	351	.450	130	172	.756	497	15.1
2010-11	32	104	228	.456	105	135	.778	333	10.4
Totals	129	475	1089	.432	436	579	.746	1,504	11.7



14 • BILL SCHAEFFER 1,484

Year	G	FGM	FGA	Pct.	FTM	FTA	Pct.	TP	AVG.
1970-71	25	143	294	.486	75	115	.652	361	14.4
1971-72	28	186	320	.581	108	143	.755	480	17.1
1972-73	26	265	446	.594	113	150	.753	643	24.7
Totals	79	594	1060	.560	296	408	.725	1,484	18.8



15 • ANTHONY GLOVER 1,434

Year	G	FGM	FGA	Pct.	FTM	FTA	Pct.	TP	AVG.
1999-2000	33	129	237	.544	79	128	.617	337	10.2
2000-01	29	156	316	.494	83	147	.565	396	13.7
2001-02	32	111	292	.380	121	180	.672	350	10.9
2002-03	34	127	278	.457	93	134	.694	351	10.3
Totals	128	523	1123	.466	376	589	.638	1,434	11.2



16 • LAVAR POSTELL 1,427

Year	G	FGM	FGA	Pct.	FTM	FTA	Pct.	TP	AVG.
1996-97	27	51	140	.364	41	62	.661	152	5.6
1997-98	32	100	221	.452	100	121	.826	317	9.9
1998-99	37	172	387	.444	100	126	.794	485	13.1
1999-00	33	171	400	.428	106	131	.809	473	14.3
Totals	129	494	1148	.430	347	440	.789	1,427	11.0



17 • WALTER BERRY 1,424

Year	G	FGM	FGA	Pct.	FTM	FTA	Pct.	TP	AVG.
1984-85	35	231	406	.568	134	187	.717	596	17.0
1985-86	36	327	547	.598	174	248	.702	828	23.0
Totals	71	558	953	.568	308	435	.708	1,424	20.1



18 • WILLIE GLASS 1,419

Year	G	FGM	FGA	Pct.	FTM	FTA	Pct.	TP	AVG.
1983-84	29	78	172	.453	40	58	.688	196	6.8
1984-85	35	94	167	.563	82	95	.851	246	7.0
1985-86	36	188	369	.509	102	141	.723	478	13.3
1986-87	30	203	394	.515	91	151	.603	499	16.6
Totals	130	563	1102	.510	291	469	.620	1,419	10.9



19 • MARCUS HATTEN 1,400

Year	G	FGM	FGA	Pct.	FTM	FTA	Pct.	TP	AVG.
2001-02	32	212	554	.383	163	225	.724	644	20.1
2002-03	34	277	653	.424	146	200	.730	756	22.2
Totals	66	489	1207	.405	309	425	.727	1,400	21.2

**T20 • SHELTON JONES 1,374**

Year	G	FGM	FGA	Pct.	FTM	FTA	Pct.	TP	AVG.
1984-85	32	32	50	.542	26	42	.619	90	2.8
1985-86	36	114	217	.525	79	97	.81	307	8.5
1986-87	30	165	354	.466	108	149	.725	438	14.6
1987-88	29	202	399	.506	134	177	.757	539	18.6
Totals	127	513	1020	.503	347	465	.746	1,374	10.8

**22 • BOB MCINTYRE 1,349**

Year	G	FGM	FGA	Pct.	FTM	FTA	Pct.	TP	AVG.
1963-64	24	124	297	.418	109	170	.641	357	14.9
1964-65	28	161	330	.588	134	188	.713	456	16.3
1965-66	26	205	446	.460	126	172	.733	536	20.6
Totals	78	490	1073	.457	369	530	.696	1,349	17.3

**23 • CHARLES MINLEND 1,349**

Year	G	FGM	FGA	Pct.	FTM	FTA	Pct.	TP	AVG.
1992-93	30	77	143	.538	76	106	.717	233	7.8
1993-94	29	136	272	.500	121	158	.766	393	13.6
1994-95	27	122	236	.517	97	131	.740	342	12.7
1996-97	27	122	278	.439	106	137	.774	381	14.1
Totals	113	457	929	.492	400	533	.750	1,349	11.9

**24 • MARK JACKSON 1,328**

Year	G	FGM	FGA	Pct.	FTM	FTA	Pct.	TP	AVG.
1983-84	30	61	106	.575	53	77	.688	175	5.8
1984-85	35	57	101	.564	66	91	.725	180	5.1
1985-86	36	151	316	.478	105	142	.739	407	11.3
1986-87	30	196	387	.506	125	155	.806	566	18.9
Totals	131	465	971	.511	349	465	.751	1,328	10.1

**25 • JOHN WARREN 1,306**

Year	G	FGM	FGA	Pct.	FTM	FTA	Pct.	TP	AVG.
1966-67	28	120	230	.522	71	93	.763	311	11.1
1967-68	27	162	317	.511	102	120	.850	426	15.8
1968-69	29	226	447	.506	117	146	.801	569	19.6
Totals	84	508	994	.511	290	359	.808	1,306	15.5

**26 • LEROY ELLIS 1,289**

Year	G	FGM	FGA	Pct.	FTM	FTA	Pct.	TP	AVG.
1959-60	25	103	227	.454	60	101	.594	266	10.6
1960-61	25	167	*	*	79	114	.693	413	16.5
1961-62	26	234	466	.502	142	191	.743	610	23.5
Totals	76	504	*	*	281	406	.692	1,289	17.0

*Stats incomplete

**27 • JOE DEPRE 1,275**

Year	G	FGM	FGA	Pct.	FTM	FTA	Pct.	TP	AVG.
1967-68	27	127	259	.490	76	105	.724	330	12.2
1968-69	29	195	395	.494	77	101	.762	467	16.1
1969-70	29	187	388	.482	104	129	.806	478	16.5
Totals	85	509	1042	.488	257	335	.767	1,275	15.0

**28 • DARYLL HILL 1,257**

Year	G	FGM	FGA	Pct.	FTM	FTA	Pct.	TP	AVG.
2003-04	27	152	399	.381	65	87	.747	400	14.8
2004-05	27	201	480	.419	107	140	.764	560	20.7
2005-06	16	67	184	.364	59	81	.728	196	12.3
2006-07	16	36	84	.429	27	39	.692	101	6.3
Totals	86	456	1147	.398	258	347	.744	1,257	14.6

**T29 • MEL UTLEY 1,243**

Year	G	FGM	FGA	Pct.	FTM	FTA	Pct.	TP	AVG.
1972-73	26	119	250	.476	48	68	.706	286	11.0
1973-74	27	207	419	.494	61	87	.701	475	17.6
1974-75	31	203	441	.460	76	103	.738	482	15.5
Totals	84	529	1110	.447	185	258	.717	1,243	14.8

**T29 • PHIL GREENE IV 1,243**

Year	G	FGM	FGA	Pct.	FTM	FTA	Pct.	TP	AVG.
2011-12	32	98	276	.355	26	36	.722	242	7.6
2012-13	33	139	374	.372	30	42	.714	333	10.1
2013-14	32	90	226	.398	28	43	.651	238	7.4
2014-15	33	164	385	.426	39	54	.722	430	13.0
Totals	130	491	1261	.389	123	175	.703	1,243	9.6

**31 • LAMONT HAMILTON 1,216**

Year	G	FGM	FGA	Pct.	FTM	FTA	Pct.	TP	AVG.
2003-04	19	41	92	.446	29	42	.690	113	5.9
2004-05	27	140	278	.504	76	129	.589	359	13.3
2005-06	27	123	267	.461	80	133	.602	341	12.6
2006-07	30	180	381	.473	130	175	.743	403	13.4
Totals	103	434	918	.473	315	479	.658	1,216	11.8

**32 • PARIS HORNE 1,199**

Year	G	FGM	FGA	Pct.	FTM	FTA	Pct.	TP	AVG.
2007-08	30	56	125	.448	23	34	.676	152	5.1
2008-09	33	181	416	.435	59	87	.678	482	14.6
2009-10	33	115	279	.412	54	54	.537	303	9.2
2010-11	33	92	203	.453	29	64	.619	262	7.9
Totals	129	444	1023	.434	163	259	.629	1,199	9.3

**33 • JASON BUCHANAN 1,196**

Year	G	FGM	FGA	Pct.	FTM	FTA	Pct.	TP	AVG.
1988-89	33	109	215	.507	77	99	.778	304	9.2
1989-90	34	68	195	.349	58	77	.753	222	6.5
1990-91	32	115	279	.412	115	146	.788	384	12.0
1991-92	30	80	241	.332	79	113	.699	286	9.5
Totals	129	372	930	.400	329	435	.756	1,196	9.3

**34 • SHAWNELLE SCOTT 1,183**

Year	G	FGM	FGA	Pct.	FTM	FTA	Pct.	TP	AVG.
1990-91	32	69	138	.500	27	51	.529	165	5.2
1991-92	30	110	218	.505	49	81	.605	269	9.0
1992-93	29	169	289	.585	60	116	.517	398	13.7
1993-94	22	141	266	.530	69	117	.590	351	16.0
Totals	113	489	911	.536	205	365	.561	1,183	10.5

**35 • KEN MCINTYRE 1,174**

Year	G	FGM	FGA	Pct.	FTM	FTA	Pct.	TP	AVG.
1962-63	24	119	326	.365	73	104	.702	311	13.0
1963-64	24	145	387	.430	91	108	.843	381	15.9
1964-65	27	169	403	.420	144	164	.878	482	17.9
Totals	75	433	1066	.406	308	376	.819	1,174	15.7

**36 • JACK MCMAHON 1,162**

Year	G	FGM	FGA	Pct.	FTM	FTA	Pct.	TP	AVG.
1949-50	29	135	401	.337	74	117	.632	344	11.9
1950-51	31	168	498	.337	65	103	.631	401	12.9
1951-52	31	161	476	.338	95	167	.568	417	13.5
Totals	91	464	1375	.337	234	387	.605	1,162	12.8

**37 • BILLY GOODWIN 1,156**

Year	G	FGM	FGA	Pct.	FTM	FTA	Pct.	TP	AVG.
1980-81	28	89	169	.527	77	107	.720	255	9.1
1981-82	30	167	325	.514	107	147	.728	441	14.7
1982-83	33	165	356	.463	130	171	.760	460	13.9
Totals	91	421	850	.495	314	425	.739	1,156	12.7

**38 • MEL DAVIS 1,130**

Year	G	FGM	FGA	Pct.	FTM	FTA	Pct.	TP	AVG.
1970-71	27	219	469	.467	123	161	.764	561	20.8
1971-72	27	222	464	.478	125	163	.767	569	21.1
Totals	54	441	933	.473	248	324	.765	1,130	20.9

**39 • HARRY BOYKOFF 1,129**

Year	G	FGM	FGA	Pct.	FTM	FTA	Pct.	TP	AVG.
1942-43	24	153	*	*	93	147	.633	399	16.6
1945-46	21	137	*	*	72	110	.655	346	16.5
1946-47	23	150	*	*	84	123	.683	384	16.7
Totals	68	440	*	*	249	380	.655	1,129	16.6

**40 • MIKE PARENTI 1,098**

Year	G	FGM	FGA	Pct.	FTM	FTA	Pct.	TP	AVG.
1954-55	20	107	251	.426	105	155	.677	319	16.0
1955-56	24	186	403	.462	159	238	.668	531	22.1
1956-58	23	98	273	.359	52	80	.650	248	10.8
Totals	67	391	927	.422	316	473	.668	1,098	16.4



41 • SIR'DOMINIC POINTER 1,078

Year	G	FGM	FGA	Pct.	FTM	FTA	Pct.	TP	AVG.
2011-12	32	84	208	.404	36	65	.554	211	6.6
2012-13	32	80	157	.510	52	79	.658	221	6.9
2013-14	33	67	153	.438	57	78	.731	194	5.9
2014-15	33	175	334	.524	100	138	.725	452	13.7
Totals	130	406	852	.477	245	360	.681	1,078	8.3



42 • JAYSON WILLIAMS 1,072

Year	G	FGM	FGA	Pct.	FTM	FTA	Pct.	TP	AVG.
1987-88	28	102	199	.513	75	120	.625	276	9.9
1988-89	31	236	412	.573	134	191	.702	606	19.5
1989-90	13	70	131	.534	49	80	.613	190	14.6
Totals	72	408	742	.550	258	391	.660	1,072	14.9



43 • REGGIE CARTER 1,061

Year	G	FGM	FGA	Pct.	FTM	FTA	Pct.	TP	AVG.
1977-78	14	65	151	.430	47	58	.810	177	12.6
1978-79	32	175	372	.470	130	165	.788	480	15.0
1979-80	27	160	316	.506	84	104	.808	404	15.0
Totals	73	400	839	.477	261	327	.798	1,061	14.5



44 • ANTHONY MASON JR. 1,059

Year	G	FGM	FGA	Pct.	FTM	FTA	Pct.	TP	AVG.
2005-06	24	79	190	.416	16	24	.667	202	8.4
2006-07	31	133	323	.412	63	80	.788	370	11.9
2007-08	22	117	278	.421	36	54	.667	307	14.0
2008-09	3	14	38	.368	11	15	.733	42	14.0
2009-10	19	50	131	.382	27	37	.730	138	7.3
Totals	99	393	960	.409	153	210	.729	1,059	10.7



45 • "BOOTSIE" THORNTON 1,054

Year	G	FGM	FGA	Pct.	FTM	FTA	Pct.	TP	AVG.
1998-99	37	223	446	.500	51	79	.646	550	14.9
1999-00	33	201	414	.486	47	82	.573	504	15.3
Totals	70	424	860	.493	98	161	.609	1,054	15.1



46 • WILLIAM "BEAVER" SMITH 1,047

Year	G	FGM	FGA	Pct.	FTM	FTA	Pct.	TP	AVG.
1972-73	10	25	42	.595	8	15	.533	58	5.8
1973-74	27	117	234	.500	60	82	.732	294	10.9
1974-75	30	140	299	.468	56	89	.629	336	11.2
1975-76	26	147	327	.450	65	93	.699	359	11.3
Totals	93	429	902	.476	189	279	.677	1,047	11.3



47 • ROBERT WERDANN 1,035

Year	G	FGM	FGA	Pct.	FTM	FTA	Pct.	TP	AVG.
1988-89	29	94	190	.495	40	60	.667	228	7.9
1989-90	34	124	246	.504	82	123	.667	330	9.7
1990-91	32	128	259	.494	105	145	.724	362	11.3
1991-92	12	40	87	.460	35	52	.673	115	9.6
Totals	107	386	782	.494	262	380	.689	1,035	9.7



48 • DICK DUCKETT 1,027

Year	G	FGM	FGA	Pct.	FTM	FTA	Pct.	TP	AVG.
1951-52	28	43	129	.333	28	46	.609	114	4.1
1952-53	22	109	326	.334	85	116	.733	303	13.8
1955-56	24	134	346	.387	76	106	.717	344	14.3
1956-57	23	105	250	.420	56	82	.683	266	11.6
Totals	97	391	1051	.372	245	350	.700	1,027	10.6



49 • BILL WENNINGTON 1,021

Year	G	FGM	FGA	Pct.	FTM	FTA	Pct.	TP	AVG.
1981-82	30	37	85	.435	23	44	.523	97	3.2
1982-83	33	69	114	.605	44	63	.698	182	5.5
1983-84	26	124	209	.593	56	83	.675	304	11.7
1984-85	35	168	279	.602	102	125	.816	438	12.5
Totals	124	398	687	.579	225	315	.714	1,021	8.2



50 • JUSTIN BURRELL 1,006

Year	G	FGM	FGA	Pct.	FTM	FTA	Pct.	TP	AVG.
2007-08	30	126	294	.429	72	98	.735	324	10.8
2008-09	32	102	231	.442	76	117	.650	288	9.0
2009-10	28	70	153	.458	41	55	.745	186	6.6
2010-11	32	75	149	.503	58	95	.611	208	6.5
Totals	122	373	827	.451	247	365	.677	1,006	8.2

POINTS, SEASON

1.	Walter Berry	1986	828
2.	Marcus Hatten	2003	756
3.	Malik Sealy	1991	707
4.	Chris Mullin	1985	694
5.	Malik Sealy	1992	679
6.	Glen Williams	1977	665
7.	Bob Zawoluk	1951	654
8.	Marcus Hatten	2002	644
9.	Bill Schaeffer	1973	643
10.	Chris Mullin	1983	629

POINTS, GAME

1.	Bob Zawoluk vs. St. Peter's, 3-3-50	65
2.	Harry Boykoff vs. St. Francis, 3-11-47	54
3.	Harry Boykoff vs. St. Joseph's, 2-8-43	45
4.	Marcus Hatten vs. Rutgers, 3-6-03	44
5.	Malik Sealy vs. Central Conn. St., 11-24-90	43
6.	Ken McIntyre vs. Boston College, 3-11-65	42
7.	Bootsy Thornton vs. Duke, 1-24-99	40
	Bill Schaeffer vs. Grambling, 12-26-7240	
	Greg "Boo" Harvey vs. Seton Hall, 2-14-90	40
T10.	Lloyd "Sonny" Dove vs. Canisius, 1-28-67	39
	Reggie Carter vs. Brigham Young, 12-16-78	39

SCORING AVERAGE, CAREER

1.	Marcus Hatten	2000-02	21.2
2.	Tony Jackson	1958-61	21.1
3.	Mel Davis	1970-71	20.9
T4.	Bob Zawoluk	1949-52	20.1
	Walter Berry	1984-86	20.1
6.	Chris Mullin	1981-85	19.5
7.	Lloyd "Sonny" Dove	1964-67	19.0
8.	Malik Sealy	1989-92	18.9
9.	Bill Schaeffer	1970-73	18.8
10.	Alan Seiden	1956-59	18.3

SCORING AVERAGE, SEASON

1.	Bill Schaeffer	1973	24.7
2.	LeRoy Ellis	1962	23.5
3.	Walter Berry	1986	23.0
4.	Chris Mullin	1984	22.9
5.	Malik Sealy	1992	22.6
6.	Lloyd "Sonny" Dove	1967	22.4
7.	Marcus Hatten	2003	22.2
8.	Mike Parenti	1956	22.13
9.	Malik Sealy	1991	22.09
10.	Tony Jackson	1961	22.0

FIELD GOALS, CAREER

1.	Malik Sealy	1989-92	900
2.	Chris Mullin	1981-85	879
3.	George Johnson	1974-78	744
4.	Glen Williams	1973-77	712
5.	Felipe Lopez	1994-98	670
6.	D'Angelo Harrison	2011-15	660
7.	Wayne McKay	1977-81	651
T8.	Bob Zawoluk	1949-52	649
	David Russell	1979-83	649
10.	Lloyd "Sonny" Dove	1964-67	618

FIELD GOALS, SEASON

1.	Walter Berry	1986	327
2.	Marcus Hatten	2003	277
3.	Bill Schaeffer	1973	265
4.	Malik Sealy	1991	263
5.	Glen Williams	1977	256
6.	Chris Mullin	1985	251
7.	Malik Sealy	1992	247
8.	Lloyd "Sonny" Dove	1967	242
9.	Jayson Williams	1989	236
10.	LeRoy Ellis	1962	234

FIELD GOALS, GAME

1.	Bob Zawoluk vs. St. Peter's, 3-3-50	25
2.	Harry Boykoff vs. St. Francis, 3-11-47	21
3.	Malik Sealy vs. Central Conn. St., 11-24-90	19
4.	Harry Boykoff vs. St. Joseph's, 2-8-43	18
T5.	Bob Zawoluk vs. John Marshall, 11-25-49	16
	Mike Parenti vs. St. Francis, 1-21-56	16
	LeRoy Ellis vs. Fordham, 2-25-61	16
	Lloyd "Sonny" Dove vs. St. Francis, 1-14-67	16
	Joe DePre vs. St. Francis, 1-17-70	16
	Bill Schaeffer vs. Grambling, 12-26-72	16
	Marcus Hatten vs. Rutgers, 3-6-03	16

FIELD GOAL ATTEMPTS, CAREER

1.	Malik Sealy	1989-92	1,823
2.	D'Angelo Harrison	2011-15	1,686
3.	Felipe Lopez	1994-98	1,615
4.	Chris Mullin	1981-85	1,598
5.	Bob Zawoluk	1950-52	1,488
6.	George Johnson	1975-78	1,487
7.	Jack McMahon	1950-52	1,375
8.	Glen Williams	1974-77	1,371
9.	Lloyd "Sonny" Dove	1964-67	1,296
10.	Tony Jackson	1959-61	1,271

FIELD GOAL ATTEMPTS, SEASON

1.	Marcus Hatten	2003	653
2.	Marcus Hatten	2002	554
3.	Walter Berry	1986	547
4.	Malik Sealy	1991	535
5.	Malik Sealy	1992	523
T6.	Bob Zawoluk	1950	516
	Bob Zawoluk	1951	516
8.	Lloyd "Sonny" Dove	1967	513
9.	Glen Williams	1977	501
10.	Jack McMahon	1951	498

FIELD GOAL ATTEMPTS, GAME

1.	Harry Boykoff vs. St. Francis, 3-11-47	46
2.	Bob Zawoluk vs. St. Peter's, 3-3-50	38
T3.	Harry Boykoff vs. CCNY, 1-7-47	33
	Mike Parenti vs. St. Francis, 1-21-56	33
T5.	Alan Seiden vs. Loyola (Ill.), 1-31-59	30
	Marcus Hatten vs. Providence, 2-15-0330	
T7.	Harry Boykoff vs. Utah, 12-12-49	29
	Tony Jackson vs. Marquette, 1-28-60	29
	Tony Jackson vs. Temple, 2-27-60	29
	Mel Davis vs. Harvard, 12-29-71	29

**CHRIS MULLIN****MALIK SEALY****BILL SCHAEFFER**



WALTER BERRY



DAVID RUSSELL



MARCUS HATTEN

FIELD GOAL PERCENTAGE, CAREER

1.	Walter Berry	1984-86	.581
2.	Bill Wennington	1981-85	.579
3.	Rudy Wright	1976-80	.567
4.	Bill Schaeffer	1970-73	.560
5.	Jeff Allen	1981-84	.551
6.	Chris Mullin	1981-85	.550
7.	Jayson Williams	1988-90	.549
8.	David Russell	1979-83	.546
9.	God'sgift Achiuwa	2011-14	.541
10.	Michael Porter	1987-88	.538

FIELD GOAL PERCENTAGE, SEASON

1.	David Russell	1980	.624
2.	Rudy Wright	1979	.615
3.	Bill Wennington	1983	.605
4.	Bill Wennington	1985	.602
5.	Walter Berry	1986	.598
6.	Bill Schaeffer	1973	.595
7.	Bill Wennington	1984	.593
8.	Tyrone Grant	1999	.591
9.	Shawnelle Scott	1993	.585
10.	Jeff Allen	1984	.583

3-POINT FIELD GOALS MADE, CAREER

1.	D'Angelo Harrison	2011-15	264
2.	Willie Shaw	2000-03	151
T3.	Felipe Lopez	1994-98	148
	Paris Horne	2007-11	148
5.	Phil Greene IV	2011-15	138
6.	Jason Buchanan	1989-92	123
T7.	Eugene Lawrence	2004-08	122
	D.J. Kennedy	2007-11	122
9.	Anthony Mason Jr.	2005-10	120
10.	Dwight Hardy	2009-11	116

3-POINT FIELD GOALS MADE, SEASON

1.	D'Angelo Harrison	2011	76
2.	Avery Patterson	2007	72
3.	Willie Shaw	2001	71
4.	Elijah Ingram	2003	70
5.	Omar Cook	2001	68
6.	D'Angelo Harrison	2014	66
7.	D'Angelo Harrison	2013	64
8.	Phil Greene IV	2014	63
9.	Dwight Hardy	2011	62
10.	Paris Horne	2009	61

3-POINT FIELD GOALS MADE, GAME

1.	Avery Patterson vs. North Florida, 11-10-06	8
T2.	D.J. Kennedy vs. DePaul, 3-5-10	7
	Anthony Mason Jr., 1-26-08	7
	Darryl Hill at Syracuse, 2-23-05	7
	Bootsy Thornton vs. Duke, 1-24-99	7
T6.	Paris Horne, 2-14-09	6
	Marcus Hatten vs. St. Francis, 12-11-02	6
	Willie Shaw at Connecticut, 1-6-01	6
	Omar Cook vs. Virginia Tech, 1-3-01	6
	Omar Cook at Notre Dame, 2-5-01	6
	Bootsy Thornton vs. Ohio State, 1-22-00	6
	D'Angelo Harrison at Villanova, 1-2-13	6
	D'Angelo Harrison vs. Baylor, 11-18-12	6
	D'Angelo Harrison vs. Marquette, 2-1-14	6
	Max Hooper vs. Robert Morris, 3-18-14	6
	D'Angelo Harrison vs. DePaul, 2-11-15	6
	Phil Greene IV vs. Georgetown, 2-28-15	6

3-POINT FIELD GOAL ATTEMPTS, CAREER

1.	D'Angelo Harrison	2011-15	743
2.	Felipe Lopez	1994-98	500
3.	Willie Shaw	2000-03	444
4.	Phil Greene IV	2011-15	423
5.	Paris Horne	2007-11	416
6.	Eugene Lawrence	2004-08	408
7.	Marcus Hatten	2000-02	388
8.	Anthony Mason Jr.	2005-10	369
9.	Jason Buchanan	1989-92	360
10.	D.J. Kennedy	2007-11	341

3-POINT FIELD GOAL ATTEMPTS, SEASON

T1.	Omar Cook	2001	220
	Avery Patterson	2007	220
3.	D'Angelo Harrison	2011	207
4.	Marcus Hatten	2002	203
5.	Elijah Ingram	2003	194
6.	Willie Shaw	2001	189
7.	Marcus Hatten	2003	185
8.	D'Angelo Harrison	2012	184
9.	Paris Horne	2009	182
10.	D'Angelo Harrison	2014	179

3-POINT FIELD GOAL ATTEMPTS, GAME

1.	Elijah Ingram vs. Syracuse, 2-18-03	20
2.	Omar Cook vs. Kansas, 11-10-00	16
T3.	Marcus Hatten vs. Gonzaga, 11-22-01	15
	Omar Cook vs. Connecticut, 1-30-01	15
T5.	Erick Barkley vs. Gonzaga, 3-18-00	14
	Darryl Hill at Providence, 3-1-05	14
	Avery Patterson vs. North Florida, 11-10-06	14
T8.	Darryl Hill at Syracuse, 2-23-05	13
	Marcus Hatten vs. Virginia Tech, 2-8-03	13
	Marcus Hatten vs. Wisconsin, 3-15-02	13
	Willie Shaw vs. Syracuse, 3-4-01	13
	Omar Cook vs. George Washington, 12-2-00	13
	Avery Patterson at Niagara, 12-9-06	13
	Avery Patterson vs. Georgetown, 2-1-07	13

**3-POINT FIELD GOAL PCT.,
CAREER (60 ATT.)**

1.	Mark Jackson	1987	.430
2.	Max Hooper	2013	.403
3.	Larry Wright	2006-08	.399
4.	Maurice Brown	1993-96	.391
5.	Greg "Boo" Harvey	1988, 90	.389
6.	Fred Lyson	1993-94, 96	.374
17.	Tarik Turner	1994-98	.371
	Sergio Luyk	1991-95	.371
19.	Bootsy Thornton	1998-2000	.367
	Dwight Hardy	2009-11	.367

**3-POINT FIELD GOAL PCT.,
SEASON (30 ATT.)**

1.	Rowan Barrett	1995	.488
2.	Lamont Hamilton	2006	.484
3.	Larry Wright	2007	.431
4.	Mark Jackson	1987	.430
5.	Lavor Postell	1999	.414
6.	Chucky Sproling	1991	.410
7.	Max Hooper	2013	.403
8.	Larry Wright	2008	.402
9.	Phil Greene IV	2013	.400
10.	Maurice Brown	1995	.396

FREE THROWS MADE, CAREER

1.	Chris Mullin	1981-85	682
2.	Zendon Hamilton	1994-98	642
3.	D'Angelo Harrison	2011-15	594
4.	Malik Sealy	1989-92	560
5.	Bob Zawoluk	1949-52	528
6.	Alan Seiden	1956-59	464
7.	David Russell	1979-83	455
8.	Felipe Lopez	1994-98	439
9.	D.J. Kennedy	2007-11	432
10.	Charles Minlend	1992-95, 96-97400	

FREE THROWS MADE, SEASON

1.	Bob Zawoluk	1951	208
2.	Zendon Hamilton	1996	204
3.	Alan Seiden	1959	194
4.	Chris Mullin	1985	192
5.	Alan Seiden	1958	183
6.	Bob Zawoluk	1952	176
17.	Walter Berry	1986	174
	D'Angelo Harrison	2013	174
9.	Chris Mullin	1983	173
10.	Zendon Hamilton	1997	173

FREE THROWS MADE, GAME

1.	Marcus Hatten vs. Connecticut, 2-9-02	21
T2.	Alan Seiden vs. Fordham, 2-14-59	17
	Reggie Carter vs. Brigham Young, 12-16-78	17
T4.	Bob Zawoluk vs. St. Joseph's, 1-27-51	16
	Ken McIntyre vs. Boston College, 3-11-65	16
	Lamont Middleton vs. Providence, 1-5-93	16
	Zendon Hamilton vs. Syracuse, 2-26-96	16
T8.	Bob Zawoluk vs. St. Peter's, 3-3-50	15
	Vincent O'Brien vs. Fordham, 1-12-22	15
	Alan Seiden vs. St. Bonaventure, 3-14-59	15
	Glen Williams vs. Fairfield, 11-27-76	15
	Malik Sealy vs. Connecticut, 3-13-92	15
	James Scott vs. Georgetown, 3-5-95	15

**FREE THROW ATTEMPTS,
CAREER**

1.	Zendon Hamilton	1994-98	912
2.	Chris Mullin	1981-85	805
3.	Malik Sealy	1989-92	771
4.	D'Angelo Harrison	2011-15	732
5.	Bob Zawoluk	1950-52	722
6.	Felipe Lopez	1994-98	667
7.	Alan Seiden	1957-59	615
8.	David Russell	1979-83	608
9.	Anthony Glover	2000-02	589
10.	D.J. Kennedy	2007-11	579

**FREE THROW ATTEMPTS,
SEASON**




1.	Bob Zawoluk	1951	280
2.	Zendon Hamilton	1998	260
3.	Zendon Hamilton	1996	256
4.	Alan Seiden	1959	252
5.	Walter Berry	1986	248
6.	Zendon Hamilton	1997	242
7.	Mike Parenti	1956	238
8.	Chris Mullin	1985	235
9.	Bob Zawoluk	1952	231
10.	Alan Seiden	1958	226

FREE THROW ATTEMPTS, GAME

1.	Marcus Hatten vs. Connecticut, 2-9-02	25
2.	Felipe Lopez vs. Georgetown, 3-5-95	22
3.	Alan Seiden vs. Fordham, 2-14-59	21
T4.	Louis Damico vs. Catholic, 12-22-19	20
	James Scott vs. Georgetown, 3-5-95	20
	Zendon Hamilton vs. Connecticut, 1-8-97	20
T7.	Bob Zawoluk vs. St. Peter's, 3-3-50	19
	Zendon Hamilton vs. Syracuse, 2-26-96	19
	Zendon Hamilton vs. DePaul, 12-20-97	19
T10.	Bob Zawoluk vs. St. Joseph's, 1-7-50	18
	Bob Zawoluk vs. Rider, 3-2-51	18
	Tony Jackson vs. Manhattan, 2-25-60	18
	Reggie Carter vs. Brigham Young, 12-16-78	18
	Lamont Middleton vs. Providence, 1-5-93	18

**FREE THROW PERCENTAGE,
CAREER**

1.	Chris Mullin	1981-85	.847
2.	Greg "Boo" Harvey	1988 & 90	.823
3.	Ken McIntyre	1962-65	.819
4.	D'Angelo Harrison	2011-15	.811
5.	Dwight Hardy	2009-11	.810
6.	John Warren	1966-69	.808
7.	Reggie Carter	1977-80	.798
8.	Carmin Calzonetti	1966-69	.793
9.	Matt Brust	1986-89	.790
10.	Lavor Postell	1996-2000	.789

**ZENDON HAMILTON****MEL DAVIS****MARK JACKSON**



ERICK BARKLEY



WAYNE MCCOY



WILLIE SHAW

FREE THROW PERCENTAGE, SEASON

1.	Chris Mullin	1984	.904
2.	Chris Mullin	1983	.883
3.	Ken McIntyre	1964	.878
4.	Ron Rowan	1986	.871
5.	D'Angelo Harrison	2013	.861
6.	John Warren	1968	.850
17.	Ken McIntyre	1964	.843
	Dwight Hardy	2010	.843
9.	Matt Brust	1989	.831
10.	Lavor Postell	1998	.826

REBOUNDS, CAREER (MIN. 500)

1.	George Johnson	1974-78	1,240
2.	Lloyd "Sonny" Dove	1964-67	1,036
3.	Tony Jackson	1958-61	991
4.	Zendon Hamilton	1994-98	949
5.	LeRoy Ellis	1959-62	927
6.	Malik Sealy	1988-92	880
7.	Mel Davis	1970-72	845
8.	David Russell	1979-83	832
9.	Wayne McCoy	1977-81	824
10.	Charles Minlend	1992-95	96-97784
11.	D.J. Kennedy	2007-11	781
12.	Bill Chrystal	1954-57	760
13.	Anthony Glover	1999-2003	751
14.	Tyrone Grant	1995-99	750
15.	Shelton Jones	1984-88	749
16.	Mike Parenti	1954-57	747
17.	Robert Werdann	1988-92	746
18.	William "Beaver" Smith	1972-76	717
19.	Lavor Postell	1996-2000	716
20.	Shawnelle Scott	1990-94	710
21.	Walter Berry	1984-86	703
22.	Ed Searcy	1972-75	701
23.	Lamont Hamilton	2003-07	682
24.	Sir'Dominic Pointer	2011-15	681
25.	Bob McIntyre	1963-66	665
26.	Felipe Lopez	1994-98	663
27.	Rudy Bogad	1965-68	653
28.	Bill Wennington	1981-85	646
29.	Bill Schaeffer	1970-73	622
30.	Willie Glass	1983-87	618
31.	Justin Burrell	2007-11	609
32.	John Warren	1966-69	597
33.	Sean Evans	2007-11	596
34.	D'Angelo Harrison	2011-15	582
35.	Kyle Cuffe	2000-04	581
36.	Willie Hall	1959-62	577
37.	Bill Paultz	1968-70	574
38.	Glen Williams	1973-77	567
	Chris Obegka	2012-15	567
40.	Louis Roethal	1956-59	559
41.	Ed Cunningham	1952-55	533
42.	Ralph Abraham	1967-70	524
43.	Anthony Mason Jr.	2005-10	512
44.	Chris Mullin	1981-85	509
45.	Billy Singleton	1988-91	500

REBOUNDS, SEASON

1.	Mel Davis	1971	436
2.	LeRoy Ellis	1962	430
3.	Mel Davis	1972	409
4.	Tony Jackson	1961	401
5.	Walter Berry	1986	399
6.	Bob Zawoluk	1952	397
7.	Billy Paultz	1970	389
8.	Lloyd "Sonny" Dove	1966	369
9.	Lloyd "Sonny" Dove	1965	338
10.	George Johnson	1977	335

REBOUNDS, GAME

1.	LeRoy Ellis vs. NYU, 12-30-61	30
2.	Tony Jackson vs. Bradley, 3-21-59	27
3.	Mel Davis vs. Seton Hall, 12-11-71	26
T4.	Tony Jackson vs. Virginia, 12-20-58	25
	LeRoy Ellis vs. Fordham, 2-25-61	25
	LeRoy Ellis vs. Syracuse, 1-6-62	25
	LeRoy Ellis vs. Fordham, 2-24-62	25
	Billy Paultz vs. NYU, 2-25-70	25
	Mel Davis vs. Temple, 2-20-71	25
	Mel Davis vs. Marshall, 12-18-71	25

ASSISTS, CAREER

1.	Mark Jackson	1983-87	738
2.	Jason Buchanan	1989-92	665
3.	Eugene Lawrence	2004-08	520
4.	Frank Alagia	1972-76	478
5.	Chris Mullin	1981-85	449
6.	Malik Booth	2007-11	370
7.	Bernard Rencher	1977-80	352
8.	Mel Utley	1972-75	345
9.	Kevin Cluess	1972-75	319
10.	David Cain	1990-92	312

ASSISTS, SEASON

1.	Mark Jackson	1986	328
2.	Omar Cook	2001	252
3.	David Cain	1993	213
4.	Mark Jackson	1987	193
5.	Jason Buchanan	1991	188
6.	Jason Buchanan	1992	187
7.	Frank Alagia	1976	182
8.	Greg "Boo" Harvey	1990	180
9.	Erick Barkley	1999	175
10.	Eugene Lawrence	2007	173

ASSISTS, GAME

1.	Omar Cook vs. Stony Brook, 11-18-00	17
2.	Mark Jackson vs. Providence, 2-3-86	16
3.	Omar Cook at Connecticut, 1-6-01	15
T4.	Larry Jenkins vs. Dartmouth, 1-27-73	14
	Mark Jackson vs. Villanova, 3-7-86	14
	Greg "Boo" Harvey vs. Providence, 3-5-88	14
	David Cain vs. Connecticut, 1-30-93	14
	David Cain vs. Seton Hall, 3-6-93	14
T9.	Mark Jackson vs. James Madison, 12-26-85	13
	Mark Jackson vs. Villanova, 1-29-86	13
	Omar Cook vs. Hofstra, 12-16-00	13
	Omar Cook vs. Boston College, 1-10-01	13

STEALS, CAREER

1. Malik Sealy	1989-92	238
2. Jason Buchanan	1989-92	220
3. Chris Mullin	1981-85	213
4. Marcus Hatten	2000-02	205
5. Sir'Dominic Pointer	2011-15	200
6. Eugene Lawrence	2004-08	196
7. D.J. Kennedy	2007-11	183
8. Mark Jackson	1983-87	174
9. Erick Barkley	1998-2000	167
10. D'Angelo Harrison	2011-15	158

STEALS, SEASON

1. Marcus Hatten	2002	105
2. Marcus Hatten	2003	100
3. Erick Barkley	2000	84
4. Erick Barkley	1999	83
5. Ron Artest	1999	76
6. Malik Sealy	1990	75
17. Chris Mullin	1985	72
David Cain	1993	72
T9. Bernard Rencher	1980	70
Jason Buchanan	1991	70

STEALS, GAME

1. Marcus Hatten vs. Syracuse, 2-18-03	10
T2. Marcus Hatten vs. Tennessee, 11-24-01	8
Marcus Hatten at Fordham, 12-1-01	8
Bernard Rencher vs. Connecticut, 1-5-80	8
T5. Marcus Hatten vs. Virginia, 3-24-03	7
Marcus Hatten at Providence, 1-12-02	7
Marcus Hatten at Villanova, 3-3-02	7
Erick Barkley vs. Villanova, 2-12-00	7
Erick Barkley vs. Coppin State, 12-1-99	7
Erick Barkley vs. Columbia, 11-23-98	7
Bernard Rencher vs. Centenary, 12-23-79	7
Bob Kelly vs. Providence, 1-18-83	7
Bob Kelly vs. Connecticut, 2-17-83	7
Chris Mullin vs. Providence, 3-7-85	7
Mark Jackson vs. FDU, 2-16-87	7
Omar Cook vs. Seton Hall, 3-7-01	7
Sir'Dominic Pointer vs. Tulane, 12-28-14	7

BLOCKS, CAREER

1. Chris Obekpa	2012-15	321
2. Robert Werdann	1989-92	188
3. Sir'Dominic Pointer	2011-15	173
4. Wayne McKoy	1977-81	164
5. Bill Wennington	1981-85	152
6. George Johnson	1974-78	130
7. Walter Berry	1984-86	121
8. Lamont Hamilton	2003-07	118
9. Malik Sealy	1989-92	114
10. Shelton Jones	1985-88	111

BLOCKS, SEASON

1. Chris Obekpa	2012	133
2. Chris Obekpa	2013	94
Chris Obekpa	2014	94
4. Sir'Dominic Pointer	2014	80
5. Walter Berry	1986	76
6. Robert Werdann	1991	69
7. Robert Werdann	1990	66
8. Bill Wennington	1985	51
9. Wayne McKoy	1980	50
10. Wayne McKoy	1979	49

BLOCKS, GAME

1. Chris Obekpa vs. Fordham, 12-8-12	11
T2. Chris Obekpa vs. St. Francis (N.Y.), 12-15-12	9
Chris Obekpa vs. Monmouth, 11-22-13	9
T4. Chris Obekpa vs. Detroit, 11-13-12	8
Chris Obekpa vs. LIU Brooklyn, 11-19-14	8
Sir'Dominic Pointer vs. Creighton, 2-7-15	8
T7. Chris Obekpa vs. Marquette, 3-9-13	7
Robert Werdann vs. Hofstra, 12-9-89	7
Chris Obekpa vs. Marquette, 2-1-14	7
Chris Obekpa vs. Penn State, 11-29-13	7
Chris Obekpa vs. Bucknell, 11-19-13	7

GAMES PLAYED, CAREER

1. Mark Jackson	1983-87	131
T2. Willie Glass	1983-87	130
Phil Greene IV	2011-15	130
Sir'Dominic Pointer	2011-15	130
T5. Jason Buchanan	1989-92	129
Lavor Postell	1996-2000	129
D.J. Kennedy	2007-11	129
Paris Horne	2007-11	129
T9. Anthony Glover	1999-2002	128
Sean Evans	2007-11	128

**LAVOR POSTELL****EUGENE LAWRENCE****JASON BUCHANAN**

TEAM RECORDS • SEASON

Most Games – 37	1998-99
Most Home Games – 21	2014-15
Most Victories – 31	1984-85, 1985-86
Fewest Victories – 0	1918-19
Most Losses – 21	2003-04
Longest Winning Streak – 19	1985-86
(Two Seasons) – 24	1929-30 (11), 1930-31 (13)
Longest Winning Streak vs. One Team – 17	St. Peters
Most Victories vs. One Team – 72	Niagara
Most Losses vs. One Team – 51	Syracuse
Longest Series vs. One Team – 111	Villanova
Longest Series without a Victory – 0-4	Wisconsin
Longest Losing Streak – 7	1918-19, 2003-04
Highest Winning Percentage – 1.000 (14-0)	1910-11
Lowest Winning Percentage – .000 (0-7)	1918-19
Most Points – 2,775	1985-86
Fewest Points – 100	1918-19
Highest Scoring Average – 86.19	1972-73
Lowest Scoring Average – 14.29	1918-19
Most Field Goals – 1,082	1985-86
Most Field Goals Attempted – 2,193	1949-50
Highest Field Goal Average – 35.8	1972-73
Highest Field Goal Attempt Average – 76.2	1952-53
Highest Field Goal Percentage – .542	1984-85
Most 3-Point Field Goals – 226	1998-99
Most 3-Point Field Goal Attempted – 633	1998-99
Highest 3-Point Field Goal Average – 6.9	2006-07
Highest 3-Point Field Goal Attempt Average – 20.3	2006-07
Highest 3-Point Field Goal Percentage – .394	1986-87
Most Free Throws – 693	1984-85
Most Free Throws Attempted – 937	1984-85
Highest Free Throw Average – 21.9	1955-56
Highest Free Throw Attempt Average – 32.3	1953-54
Highest Free Throw Percentage – .770	1982-83
Most Rebounds – 1,678	1951-52
Highest Rebound Average – 77.0	1982-83
Most Assists – 661	1985-86
Highest Assist Average – 19.9	1985-86
Most Steals – 365	1990-91
Highest Steal Average – 10.66	1999-2000
Most Blocks – 248	2013-14
Highest Block Average – 7.5	2013-14

OPPONENT RECORDS • SEASON

Most Points Allowed – 2,338	2002-03
Fewest Points Allowed – 266	1918-19
Highest Scoring Average – 78.26	1995-96
Lowest Scoring Average – 19.0	1909-10
Longest Losing Streak, One Team – 9	Connecticut



Helms Foundation national champions in 1910-11, the Redmen went 14-0 for a record 1.000 winning percentage.



The 1972-73 squad averaged an all-time best 86.2 points per game.



The 1985-86 BIG EAST champions set numerous records, including the program's longest winning streak at 19 games.



The 2006-07 squad averaged an all-time high 6.9 3-pointers made per game.

TEAM RECORDS • GAME

Most Points – 135	Defeated Central Connecticut State 135-92 Lapchick Tournament, Nov. 24, 1990
Most Points, Two Teams – 227	Defeated Central Connecticut State 135-92 Lapchick Tournament, Nov. 24, 1990
Most Points Allowed in a Victory – 93	Defeated Brooklyn 100-93, Jan. 14, 1956
Most Points in a Defeat – 107	Lost to Marshall 107-110 (OT), Dec. 18, 1971
Most Points, Opponent's Court – 108	Defeated Holy Cross 108-90, Feb. 27, 1973 Defeated Bridgeport 108-84, Jan. 8, 1962
Most Points, Neutral Court – 115	Defeated Rhode Island at MSG 115-70, Dec. 15, 1956
Longest Game – 3OTs – 55 minutes	Defeated DePaul 90-82, Mar. 5, 2010 Defeated Manhattan 61-59, Feb. 28, 1957
Largest Margin of Victory – 91	Defeated St. Stephen's 96-5, Dec. 9, 1909
Fewest Points in a Victory – 14	Defeated Brooklyn Tech 14-12, Feb. 2, 1915
Fewest Points Against – 5	Defeated St. Peter's 32-5, Dec. 11, 1913 Defeated St. Stephen's 96-5, Dec. 3, 1909
Fewest Points Both Teams – 22	Defeated Manhattan 16-6, Dec. 31, 1931 Lost to Princeton 14-8, Dec. 12, 1914
Most Field Goals – 56	Defeated Central Connecticut State 135-92 Lapchick Tournament, Nov. 24, 1990
Most Field Goal Attempts – 98	Defeated Bridgeport 90-66, Dec. 1, 1959
Highest Field Goal Percentage – .762 (16-21)	Defeated Fordham 56-52, Dec. 27, 1983 ECAC Holiday Festival
Most 3-Point Field Goals – 16	Lost to Robert Morris, 78-89, March 18, 2014 NIT First Round

Most 3-Point Field Goal Attempts – 41	Lost to Syracuse 60-66, Feb. 18, 2003
Highest 3-Point Field Goal Percentage (Minimum 5 Attempts) – .800 (4-5)	Defeated Miami 78-74, Jan. 16, 1993
Most Free Throws – 43	Defeated Holy Cross, Dec. 11, 1954
Most Free Throw Attempts – 59	Defeated Georgetown 85-77, Mar. 5, 1995
Highest Free Throw Percentage (Minimum 10 Attempts) – 1.000 (18-18)	Defeated UCLA 72-64, Dec. 12, 1987
Most Rebounds – 105	Defeated Bridgeport 90-66, Dec. 1, 1959
Most Assists – 35	Defeated Dartmouth 106-66, Jan. 7, 1973
Most Steals – 22	Defeated St. Francis 101-68, Dec. 1, 1993
Most Blocks – 15	3x, last Defeated Longwood, 65-47, Nov. 26, 2013

OPPONENT RECORDS • SEASON

Most Points – 113	Defeated by Syracuse 113-97, Dec. 8, 1965
Most Field Goals – 50	Defeated by Syracuse 113-97, Dec. 8, 1965
Most Free Throws – 35	Lost to Niagara, 86-63, Dec. 26, 1997
Most Rebounds – 71	Defeated by Holy Cross 75-74 (OT), Dec. 26, 1970 ECAC Holiday Festival
Largest Defeat Margin – 41	Defeated by Kentucky 81-40, Dec. 17, 1951

MOST POINTS BY CLASS

FRESHMAN



544

D'ANGELO
HARRISON
2011-12

SOPHOMORE



629

CHRIS
MULLIN
1982-83

JUNIOR



828

WALTER
BERRY
1985-86

SENIOR



756

MARCUS
HATTEN
2002-03

Year	Player	FG	FT	Pts	Avg
1907-08	Theodore Jollon	40	27	107	8.9
1908-09	Theodore Jollon	50	39	139	10.7
1909-10	George Norman	86	36	208	11.6
1910-11	Thomas Tracey	57	46	160	11.4
1911-12	John Keenan	50	-	-	-
	Thomas Tracey	-	58	148	-
	Mr. Schmelt	-	-	-	9.4
1912-13	Thomas Tracey	50	94	194	12.1
1913-14	Felix Nicklas	46	-	-	-
	John Mahoney	-	90	136	7.6
1914-15	Felix Nicklas	35	-	-	-
	Joseph Yates	-	54	114	8.1
1915-16	Edward Clarke	59	-	129	-
	Felix Nicklas	-	38	-	13.0
1916-17	James Mahoney	68	-	-	-
	Joseph Murphy	-	87	171	10.1
1917-18	James Mahoney	51t	68	170	10.6
	Joseph Farrell	51t	-	-	-
1918-19	John Butler	8	19	35	5.8
1919-20	Louis Damico	88	115	297	12.7
1920-21	Louis Damico	67	107	241	12.7
1921-22	Vincent O'Brien	43	-	-	15.8
	Joseph Todd	-	62	140	-
1922-23	Joseph Todd	36	-	-	-
	Charles Germain	-	71	141	9.4
1923-24	Lawrence McCready	101	-	230	8.2
	James Freeman	-	47	-	8.2
1924-25	Carl Reiher	106	100	312	13.0
1925-26	Dick Paige	74	53	201	8.0
1926-27	James Freeman	60	36	156	6.8
1927-28	James Collins	96	46	238	11.3
1928-29	James Collins	92	61	245	10.2
1929-30	Al Schuckman	78	-	189	7.9
	Max Posnack	-	46	-	-
1930-31	Al Schuckman	59	-	-	7.0t
	Matt Begovich	-	44	154	7.0t
1931-32	George Slott	77	-	-	-
	Nat Lazar	-	40	190	7.3
1932-33	George Slott	77	-	192	-
	John McGuinness	-	43	-	-
	Nat Lazar	-	-	-	7.2
1933-34	John McGuinness	54	-	132	6.9
	Reuben Kaplinsky	-	29	-	-
1934-35	Joseph Marchese	66	-	153	7.3
	Reuben Kaplinsky	-	47	-	-
1935-36	David Gotkin	64	-	154t	-
	Reuben Kaplinsky	-	-	154t	7.3
	Frank McGuire	-	46	154t	-
1936-37	Jack Shanley	57	-	-	-
	Gerard Bush	-	33	135	7.1
1937-38	Gerard Bush	68	32	168	8.8
1938-39	Ralph Dolgoff	71	-	171	8.6
	William Lloyd	-	39	-	-
1939-40	James White	71	31	173	8.7
1940-41	James White	73	28	174	10.2
1941-42	James White	83	34	200	9.5
1942-43	Harry Boykoff	153	93	399	16.6
1943-44	Hy Gotkin	91	-	205	8.9
	William Kotsos	-	28	-	-
1944-45	Ray Wertis	149	54	352	14.7
1945-46	Harry Boykoff	137	72	346	16.5
1946-47	Harry Boykoff	150	84	384	16.7
1947-48	Dick McGuire	78	73	229	10.4
1948-49	Dick McGuire	119	69	307	12.8
1949-50	Robert Zawoluk	222	144	588	20.3
1950-51	Robert Zawoluk	223	208	654	21.1

Year	Player	FG	FT	Reb	Pts	Avg
1951-52	Robert Zawoluk	204	176	397	584	18.9
1952-53	Dick Duckett	-	85	-	303	13.8
	Jim Davis	110	-	231	-	-
1953-54	Solly Walker	103	74t	243	280	14.0
	Marty Satalino	-	74t	-	-	-
1954-55	Mike Parenti	-	105	-	319	16.0
	Bill Chrystal	116	-	226	-	-
1955-56	Mike Parenti	186	159	330	531	22.1
1956-57	Bernie Pascal	-	102	-	286	12.4
	Dick Duckett	105	-	-	-	-
	Bill Chrystal	-	-	224	-	-
1957-58	Alan Seiden	174	183	-	531	20.4
	Louis Roethal	-	-	236	-	-
1958-59	Alan Seiden	-	194	-	570	21.9
	Tony Jackson	215	-	401	-	-
1959-60	Tony Jackson	187	157	322	531	21.2
1960-61	Tony Jackson	203	145	268	551	22.0
1961-62	LeRoy Ellis	234	142	430	610	23.5
1962-63	Ken McIntyre	119	-	-	311	13.0
	Don Burks	-	79	-	-	-
	Fred Edelman	-	-	242	-	-
1963-64	Ken McIntyre	145	-	-	381	15.9
	Robert McIntyre	-	109	225	-	-
1964-65	Ken McIntyre	169	144	-	482	17.9
	Lloyd "Sonny" Dove	-	-	338	-	-
1965-66	Lloyd "Sonny" Dove	216	-	369	551	21.2
	Robert McIntyre	-	126	-	-	-
1966-67	Lloyd "Sonny" Dove	242	142	329	626	22.4
1967-68	John Warren	162	102	-	426	15.8
	Rudy Bogad	-	-	239	-	-
1968-69	John Warren	226	117	-	569	19.6
	Ralph Abraham	-	-	251	-	-
1969-70	Joe DePre	187	104	-	478	16.5
	Billy Paultz	-	-	389	-	-

Year	Player	FG	FT	Reb	Ast	Pts	Avg
1970-71	Mel Davis	219	123	436	-	561	20.8
	Rich Lyons	-	-	-	48	-	-
1971-72	Mel Davis	222	125	409	-	569	21.1
	Rich Lyons	-	-	-	128	-	-
1972-73	Bill Schaeffer	265	113	290	-	643	24.7
	Mel Utley	-	-	-	126	-	-
1973-74	Mel Utley	207	-	-	-	475	17.6
	Frank Alagia	-	70	-	-	-	-
	Ed Searcy	-	-	308	-	-	-
	Kevin Cluess	-	-	-	125	-	-



KEVIN CLUSS

Year	Player	FG	FT	Reb	Ast	Stl	Blk	Pts	Avg
1974-75	Mel Utley	203	-	-	133	21	-	482	15.5
	Frank Alagia	-	77	-	-	-	-	-	-
	William Smith	-	-	-	-	22	-	-	-
	George Johnson	-	-	285	-	-	-	-	-
1975-76	Glen Williams	182	-	-	-	-	-	415	14.8
	Frank Alagia	-	112	-	182	46	-	-	-
	William Smith	-	-	-	-	43	-	-	-
	George Johnson	-	-	296	-	-	-	-	-
1976-77	Glen Williams	256	153	-	-	-	-	665	21.5
	George Johnson	-	-	335	-	48	47	-	-
	Tom Calabrese	-	-	-	125	-	-	-	-
1977-78	George Johnson	213	99	324	-	49	31	525	19.4
	Bernard Rencher	-	-	-	83	-	-	-	-
1978-79	Wayne McCoy	211	-	248	-	-	56	-	-
	Reggie Carter	-	130	-	-	-	-	480	15.0
	Bernard Rencher	-	-	-	126	46	-	-	-
1979-80	Wayne McCoy	171	-	205	-	-	50	404	-
	Reggie Carter	-	84	-	-	-	-	404	15.0
	Bernard Rencher	-	-	-	143	70	-	-	-
1980-81	Wayne McCoy	159	-	-	-	-	33	-	-
	David Russell	-	99	218	-	-	-	413	14.8
	Bill Goodwin	-	-	-	59	31	-	-	-
1981-82	David Russell	177	167	209	-	-	-	521	17.4
	Chris Mullin	-	-	-	-	46	-	-	-
	Bob Kelly	-	-	-	139	-	-	-	-
	Bill Wennington	-	-	-	-	35	-	-	-
1982-83	Chris Mullin	228	173	-	-	39	-	629	19.1
	David Russell	-	-	245	-	-	-	-	-
	Bob Kelly	-	-	-	141	39	-	-	-
	Bill Wennington	-	-	-	-	32	-	-	-
1983-84	Chris Mullin	225	169	-	-	56	-	619	22.9
	Jeff Allen	-	-	198	-	-	-	-	-
	Mike Moses	-	-	-	124	-	-	-	-
	Bill Wennington	-	-	-	-	34	-	-	-
1984-85	Chris Mullin	251	192	-	151	72	-	694	19.8
	Walter Berry	-	-	304	-	-	-	-	-
	Bill Wennington	-	-	-	-	51	-	-	-
1985-86	Walter Berry	327	174	399	-	-	-	76	828 23.0
	Mark Jackson	-	-	-	328	68	-	-	-
1986-87	Willie Glass	203	-	-	-	-	28	-	-
	Mark Jackson	-	49	125	-	193	63	-	566 18.9
	Shelton Jones	-	-	234	-	-	-	-	-
1987-88	Shelton Jones	202	-	134	256	-	-	45	539 18.6
	Greg Harvey	-	15	-	-	131	-	-	-
	Michael Porter	-	-	-	-	47	-	-	-
1988-89	Jayson Williams	236	-	134	246	-	-	311	606 19.5
	Matt Brust	-	41	-	-	-	-	-	-
	Jason Buchanan	-	-	-	-	167	56	-	-
	Robert Werdann	-	-	-	-	-	311	-	-
1989-90	Malik Sealy	227	-	159	-	-	75	-	615 18.1
	Greg Harvey	-	46	-	-	180	-	-	-
	Robert Werdann	-	-	-	260	-	-	66	-
1990-91	Malik Sealy	263	-	165	247	-	-	-	707 22.1
	Jason Buchanan	-	39	-	-	188	70	-	-
	Robert Werdann	-	-	-	-	-	69	-	-
1991-92	Malik Sealy	247	-	169	203	-	61	-	679 22.6
	Jason Buchanan	-	47	-	-	187	-	-	-
	Mitchell Foster	-	-	-	-	-	28	-	-
1992-93	Shawnelle Scott	169	-	-	225	-	-	15	398 13.7
	Derek Brown	-	27	-	-	-	-	-	-
	Lamont Middleton	-	-	115	-	-	-	-	-
	David Cain	-	-	-	213	72	-	-	-
1993-94	Shawnelle Scott	141	-	-	-	-	27	-	16.0
	Maurice Brown	-	25	-	-	92	-	-	-
	Charles Minlend	-	-	121	225	-	-	393	-
	James Scott	-	-	-	-	52	-	-	-
1994-95	Felipe Lopez	166	35	131	-	-	41	-	498 17.8
	Charles Minlend	-	-	-	230	-	-	-	-
	Maurice Brown	-	-	-	86	-	-	-	-
	Roshown McLeod	-	-	-	-	-	20	-	-
1995-96	Zendon Hamilton	179	-	204	277	-	-	-	562 20.8
	Fred Lyson	-	34	-	-	-	-	-	-
	Maurice Brown	-	-	-	90	-	-	-	-
	Derek Brown	-	-	-	-	44	-	-	-
	Tyrone Grant	-	-	-	-	-	23	-	-

Year	Player	FG	3FG	FT	Reb	Ast	Stl	Blk	Pts	Avg
1996-97	Zendon Hamilton	-	-	173	254	-	-	19	437	16.2
	Felipe Lopez	142	-	-	-	-	-	-	-	-
	Charles Minlend	-	31	-	-	-	-	-	-	-
	Tarik Turner	-	-	-	84	-	-	-	-	-
	Lavor Postell	-	-	-	-	-	34	-	-	-
1997-98	Felipe Lopez	206	60	-	-	-	-	-	562	17.6
	Zendon Hamilton	-	-	170	277	-	-	-	-	-
	Collin Charles	-	-	-	95	-	-	-	-	-
	Ron Artest	-	-	-	-	-	52	36	-	-
1998-99	Bootsy Thornton	223	-	-	-	-	-	-	550	14.9
	Ron Artest	-	58	-	-	-	-	44	-	-
	Erick Barkley	-	-	129	-	156	83	-	-	-
	Tyrone Grant	-	-	-	248	-	-	-	-	-
1999-00	Bootsy Thornton	201	55	-	-	-	-	-	504	-
	Erick Barkley	-	-	-	127	84	-	-	-	16.0
	Lavor Postell	-	-	106	229	-	-	-	211	-
	Anthony Glover	-	-	-	-	-	-	-	211	-
2000-01	Omar Cook	-	-	95	-	252	66	-	445	15.3
	Anthony Glover	156	-	-	172	-	-	18	-	-
	Willie Shaw	-	71	-	-	-	-	-	-	-
2001-02	Marcus Hatten	212	57	163	-	143	105	-	644	20.1
	Anthony Glover	-	-	-	215	-	-	-	161	-
	Abe Keita	-	-	-	-	-	-	-	161	-
2002-03	Marcus Hatten	277	-	146	-	138	100	-	756	22.2
	Anthony Glover	-	-	-	191	-	-	-	-	-
	Grady Reynolds	-	-	-	-	-	-	31	-	-
	Elijah Ingram	-	70	-	-	-	-	-	-	-
2003-04	Darrell Hill	152	-	65	-	101	-	-	400	14.8
	Kyle Cuffe	-	-	-	194	-	-	-	-	-
	Andre Stanley	-	-	-	-	-	46	-	-	-
	Curtis Johnson	-	-	-	-	-	-	22	-	-
	Elijah Ingram	-	52	-	-	-	-	-	-	-
2004-05	Darrell Hill	201	51	107	-	-	48	-	560	20.7
	Lamont Hamilton	-	-	-	203	-	-	42	-	-
	Cedric Jackson	-	-	-	-	-	48	-	-	-
	Eugene Lawrence	-	-	-	-	105	-	-	-	-
2005-06	Lamont Hamilton	123	-	80	205	-	-	31	341	12.6
	Eugene Lawrence	-	29	-	-	132	44	-	-	-
2006-07	Anthony Mason Jr.	133	-	-	-	-	-	-	-	-
	Avery Patterson	-	72	-	-	-	-	-	-	-
	Lamont Hamilton	-	-	130	194	-	-	24	403	13.4
	Eugene Lawrence	-	-	-	-	173	55	-	-	-
2007-08	Justin Burrell	126	-	-	178	-	-	20	324	-
	Larry Wright	-	53	-	-	-	-	-	-	-
	Eugene Lawrence	-	-	73	-	110	51	-	-	-
	Anthony Mason Jr.	-	-	-	-	-	-	-	-	14.0
2008-09	Paris Horne	181	61	-	-	-	53	-	482	14.6
	D.J. Kennedy	-	-	137	-	-	-	-	-	-
	Sean Evans	-	-	-	240	-	-	-	-	-
	Malik Boothe	-	-	-	-	111	-	-	-	-
	Dele Coker	-	-	-	-	-	32	-	-	-
2009-10	D.J. Kennedy	158	-	130	202	102	38	-	497	15.1
	Dwight Hardy	-	54	-	-	-	-	-	-	-
	Dele Coker	-	-	-	-	-	24	-	-	-
2010-11	Dwight Hardy	194	62	153	-	-	-	-	603	18.3
	D.J. Kennedy	-	-	-	180	-	56	-	-	-
	Malik Boothe	-	-	-	-	93	-	-	-	-
	Justin Brownlee	-	-	-	-	-	28	-	-	-
2011-12	Mo Harkless	193	-	-	276	-	-	45	-	-
	D'Angelo Harrison	-	76	152	-	-	52	-	544	17.0
	Phil Greene	-	-	-	95	-	-	-	-	-
	Phil Greene	-	-	-	95	-	-	-	-	-
2012-13	Jakarr Sampson	202	-	-	218	-	-	-	491	-
	D'Angelo Harrison	-	58	113	-	-	-	-	17.8	-
	Sir'Dominic Pointer	-	-	-	91	46	-	-	-	-
	Chris Obekpa	-	-	-	-	-	133	-	-	-
2013-14	Jakarr Sampson	181	-	-	202	-	-	-	-	-
	D'Angelo Harrison	-	64	174	-	-	-	-	576	17.5
	Ryshed Jordan	-	-	-	88	-	-	-	-	-
	Sir'Dominic Pointer	-	-	-	-	40	-	-	-	-
	Chris Obekpa	-	-	-	-	-	94	-	-	-
2014-15	D'Angelo Harrison	178	66	155	-	-	-	-	577	17.5
	Chris Obekpa	-	-	-	-	-	94	-	-	-
	Sir'Dominic Pointer	-	-	253	98	63	-	-	-	-

All-time in OT: 73 wins, 72 losses


1907-08	St. Peter's Library Association	L, 24-22
1908-09	Tufts	W, 37-31
1912-13	Niagara	W, 29-26
	Washington & Lee	L, 34-29
1913-14	Delaware	W, 20-19
1919-20	Catholic	W, 34-32
	Cathedral	L, 25-24
1924-25	St. Francis	W, 29-27 (2 OT)
1926-27	Crescent A.C.	L, 24-19
1927-28	Crescent A.C.	L, 43-35
1931-32	CCNY	L, 28-18
	Loyola (Md.)	W, 31-29
	Rider	W, 28-22
1932-33	George Washington	W, 36-35
	New York A.C.	W, 36-34
	Loyola (Md.)	W, 34-29
1936-37	St. Joseph's	W, 39-38 (2 OT)
1938-39	Loyola (Ill.)	L, 51-46
1939-40	Bradley	W, 37-35 (2 OT)
1941-42	CCNY	L, 48-46
	Fordham	W, 54-44
1942-43	Camp Upton	W, 47-39
	Wyoming	L, 52-47
1943-44	Brooklyn Army Base	W, 59-50
	Canisius	L, 48-43 (2 OT)
1944-45	Temple	W, 43-41
1945-46	Western Michigan	L, 60-57
	Utah	W, 46-45
	NYU	L, 58-54
1947-48	Georgetown	L, 61-58
	DePaul	L, 69-66 (2 OT)
	Iona	W, 57-55
1948-49	Denver	W, 55-53
	CCNY	L, 58-56
	Temple	L, 81-79
1949-50	Utah	W, 51-50
	Fordham	L, 70-64
	Duquesne	W, 69-67
1950-51	Dayton	L, 69-62
	Seton Hall	W, 70-68 (2 OT)
1952-53	St. Joseph's	W, 64-62
1953-54	Manhattan	L, 87-79 (2 OT)
	CCNY	L, 64-60
1954-55	N.C. State	L, 76-75
1956-57	Manhattan	W, 61-59 (3 OT)
1958-59	Loyola (Ill.)	L, 95-85 (2 OT)
	Fordham	L, 79-77
	Bradley	W, 76-71 (2 OT)

1959-60	Providence	W, 67-64
	Temple	L, 68-63
1961-62	Notre Dame	W, 78-72 (2 OT)
	Niagara	W, 67-66 (2 OT)
1962-62	George Washington	W, 42-41
1964-65	George Washington	W, 72-70
1965-66	Villanova	W, 68-63
1967-68	Boston College	W, 91-90 (2 OT)
	Georgetown	W, 65-61
1968-69	Villanova	L, 83-78
	Notre Dame	L, 71-67
1969-70	Providence	L, 58-57
1970-71	Holy Cross	W, 75-74
	Tennessee	L, 84-83
1971-72	American	W, 83-76
	Marshall	L, 110-107
	Missouri	W, 82-81
1972-73	Boston College	L, 96-95
1973-74	Georgetown	L, 85-82
	St. Joseph's	W, 61-59
1974-75	South Carolina	W, 78-77
	Rutgers	L, 79-77
	Oregon	L, 80-76
1975-76	Hawaii	W, 74-71
	Princeton	L, 58-55
	Army	W, 87-75
	Georgetown	L, 74-73
1976-77	Army	W, 57-55
1977-78	Seton Hall	W, 87-86
1978-79	Wagner	W, 86-82
1979-80	Temple	W, 63-58
1980-81	Villanova	W, 56-54
	Alabama	L, 73-69
1981-82	Connecticut	W, 93-82
	Providence	W, 77-76 (2 OT)
1982-83	North Carolina	W, 78-74
	Villanova	L, 71-70
1983-84	Pittsburgh	L, 63-61
	Syracuse	L, 78-74
	DePaul	L, 59-57
	Seton Hall	W, 61-59
	Syracuse	L, 82-81
	Villanova	L, 73-72
1984-85	Syracuse	W, 82-80
1985-86	Providence	W, 95-90
	Pittsburgh	W, 78-75
	Boston College	L, 79-77
1986-87	Providence	L, 93-81
	Georgetown	W, 67-65

	Seton Hall	W, 60-57
	DePaul	L, 83-75
1987-88	Fordham	W, 76-71 (2 OT)
1988-89	Pittsburgh	L, 85-81
	Boston College	W, 62-59
	Ohio State	W, 83-80
1989-90	Seton Hall	W, 90-81
1990-91	Georgia Tech	W, 73-72
	Syracuse	L, 92-86
	Providence	W, 85-72
1991-92	Providence	W, 72-68
	Connecticut	W, 64-59
1992-93	Connecticut	L, 74-72
	Seton Hall	L, 95-85
1994-95	Seton Hall	L, 91-81
1995-96	Miami	L, 96-91 (2 OT)
1996-97	Connecticut	W, 71-67
	Boston College	L, 81-80
	Miami	L, 76-68
1997-98	DePaul	W, 74-70 (2 OT)
	Pittsburgh	W, 90-83 (2 OT)
	Syracuse	L, 69-67
1998-99	Duke	L, 88-92
1999-2000	Miami	L, 70-74
2000-01	Connecticut	L, 80-82
	Miami	W, 85-79 (2 OT)
	Syracuse	L, 91-93
2001-02	Providence	L, 75-70
	Seton Hall	L, 63-61
	Connecticut	W, 85-83
2002-03	Boston College	L, 75-82
2003-04	Fairfield	L, 59-64
	Pennsylvania	L, 61-63 (2 OT)
2005-06	Seton Hall	L, 61-69
2006-07	Boston University	W, 45-44
2007-08	West Virginia	L, 74-83
2008-09	Georgetown	W, 59-56
2009-10	Marquette	L, 61-63
	DePaul	W, 90-82 (3 OT)
2010-11	Ball State	W, 78-73
2011-12	Villanova	L, 76-79
2012-13	Villanova	L, 86-98
	DePaul	W, 79-74
	Marquette	L, 67-69
2013-14	Penn State	L, 82-89
	Providence	L, 83-84 (2 OT)
	Marquette	W, 91-90 (2 OT)
2014-15	DePaul	L, 71-67



REGGIE CARTER



DAVID RUSSELL



BILL WENNINGTON

No.	Began	Ended
24	Jan. 29, 1930 vs. Crescent A.C., 31-23	Feb. 7, 1931, vs. NYU, 27-23
19	Dec. 22, 1984 vs. UCLA, 88-69	Feb. 27, 1985 vs. Georgetown, 85-69
18	Dec. 21, 1928 vs. St. Stephen's, 37-27	Feb. 20, 1929 vs. Fordham, 24-21
17	Dec. 8, 1979 vs. Army, 84-61	Feb. 3, 1980 vs. Louisville, 76-71
16	Nov. 26, 1910 vs. Cathedral, 65-11	Dec. 8, 1911 vs. Pennsylvania, 40-28
16	Feb. 10, 1931 vs. St. Francis, 22-19	Jan. 9, 1932 vs. CCNY, 28-18 OT
15	Feb. 26, 1929 vs. St. Thomas, 45-21	Jan. 25, 1930 vs. Providence, 31-21
14	Dec. 26, 1972 vs. Grambling, 112-86	Feb. 14, 1973 vs. Syracuse, 80-70
14	Nov. 20, 1982 vs. North Carolina, 78-74 OT	Jan. 15, 1983 vs. Boston College, 68-64
12	Dec. 9, 1932 vs. St. John's (Md.), 34-10	Jan. 27, 1933 vs. Villanova, 38-32
12	Feb. 24, 1938 vs. Providence, 47-37	Jan. 27, 1939 vs. DePaul, 40-26
12	Nov. 23, 1949 vs. Arnold, 56-47	Jan. 3, 1950 vs. CCNY, 54-52
12	Dec. 26, 1950 vs. Temple, 90-68	Feb. 15, 1951 vs. Niagara, 77-75
12	Dec. 1, 1985 vs. Louisville, 86-79	Jan. 7, 1986 vs. Boston College, 79-77 OT

CARNESECCA ARENA (ALUMNI HALL) WINNING STREAKS

ALL GAMES

No.	Began	Ended
30	Nov. 30, 1984 vs. Lafayette, 93-47	Feb. 14, 1987 vs. Providence, 79-78
27	Feb. 22, 1997 vs. Miami (Fla.), 77-73	Feb. 14, 2001 vs. Providence, 64-53
23	Jan. 14, 1975 vs. Rhode Island, 100-75	Jan. 15, 1977 vs. Manhattan, 71-67
22	Nov. 23, 1990 vs. Monmouth, 85-60	Nov. 18, 1993 vs. Towson State, 66-65
16	Jan. 9, 1965 vs. Loyola (La.), 74-54	Mar. 1, 1966 vs. Holy Cross, 63-60
16	Dec. 3, 1966 vs. Georgetown, 70-62	Jan. 6, 1968 vs. Davidson, 70-54
15	Feb. 3, 1979 vs. Niagara, 80-52	Feb. 13, 1980 vs. Louisville, 76-71
15	Feb. 1, 1989 vs. Providence, 87-73	Feb. 17, 1990 vs. Providence, 77-74
14	Dec. 4, 1969 vs. Harvard, 73-62	Dec. 22, 1970 vs. Boston College, 69-66
14	Dec. 6, 1961 vs. George Washington, 79-65	Dec. 21, 1962 vs. Rhode Island, 65-57
12	Feb. 17, 1983 vs. Connecticut, 98-78	Feb. 1, 1984 vs. Villanova, 64-63
11	Feb. 27, 1968 vs. Holy Cross, 83-67	Mar. 1, 1969 vs. Notre Dame, 71-67
10	Jan. 29, 1964 vs. Creighton, 64-60	Dec. 21, 1964 vs. Kansas, 71-56
10	Dec. 13, 1980 vs. Rutgers, 71-70	Mar. 12, 1981 vs. Alabama, 73-69 OT

NON-CONFERENCE GAMES ONLY

62	Nov. 28, 1981 vs. Xavier, 75-55	Nov. 18, 1993 vs. Towson State, 66-65
----	---------------------------------	---------------------------------------


MADISON SQUARE GARDEN WINNING STREAKS

ALL GAMES

No.	Began	Ended
14	Dec. 1, 1985 vs. Louisville, 86-79	Feb. 21, 1987 vs. Kansas, 62-60
9	Jan. 25, 2000 vs. Rutgers, 61-57	Nov. 10, 2000 vs. Kansas, 82-74
8	Mar. 24, 1951 vs. N.C. State, 71-59	Jan. 10, 1952 vs. Loyola (Ill.), 68-64
8	Dec. 28, 1964 vs. La Salle, 78-71	Mar. 12, 1966 vs. Villanova, 63-61
8	Dec. 27, 1982 vs. BYU, 75-64	Dec. 29, 1983 vs. North Carolina, 64-51
7	Dec. 20, 1958 vs. Virginia, 90-71	Feb. 26, 1959 vs. Manhattan, 70-65
7	Nov. 2, 1972 vs. Grambling, 112-86	Dec. 29, 1973 vs. Manhattan, 74-65
6	Dec. 19, 1942 vs. Oklahoma, 51-34	Feb. 15, 1943 vs. Manhattan, 42-38
6	Feb. 22, 1943 vs. Georgetown, 65-43	Apr. 1, 1943 vs. Wyoming, 52-47 OT
6	Dec. 6, 1949 vs. LSU, 80-49	Jan. 3, 1950 vs. CCNY, 54-52
6	Feb. 12, 1953 vs. Westminster, 69-68	Mar. 14, 1953 vs. Seton Hall, 58-46
6	Mar. 5, 1959 vs. NYU, 57-55	Dec. 26, 1959 vs. Iowa, 91-84
6	Dec. 28, 1961 vs. Dartmouth, 71-40	Mar. 24, 1962 vs. Dayton, 75-67



BERNARD RENCHER



RON ROWAN



BILLY GOODWIN



All-Time Results

1907-1908 RECORD: 4-8 COACH: REV. JOHN CHESTNUT, C.M.

Dec. 6	New York University (A)	L 13-34
Dec. 10	Manhattan (A)	L 17-34
Jan. 3	Adelphi (H)	W 18-17
Jan. 10	St. Francis (H)	W 23-12
Jan. 14	Ergasmus Hall H.S. (A)	L 11-25
Jan. 16	Heffley Institute (A)	W 20-18
Jan. 27	Manhattan (H)	L 29-46
Jan. 30	Brooklyn Poly Prep (A)	L 9-75
Feb. 4	DeLaSalle Institute (H)	L 8-14
Feb. 14	St. Peter's Lib. Assoc. (NJ 22-24 (OT))	
Feb. 21	Adelphi (H)	W 42-6
Mar. 10	Heffley Institute (A)	L 21-35

1908-1909 RECORD: 9-6 COACH: P. JOSEPH KERSEY

Nov. 20	N.Y. Training School (H) [1]	W 42-36
Nov. 28	Pratt (A)	W 20-9
Dec. 3	Brooklyn Polytechnic (H)	W 36-27
Dec. 10	Cathedral (H)	W 47-20
Dec. 12	New York University (H)	L 11-47
Dec. 17	St. Lawrence (H)	L 23-27
Dec. 19	Manhattan (A)	L 16-38
Jan. 7	Niagara (H)	W 21-19
Jan. 9	Manhattan (H)	W 28-19
Jan. 13	Seton Hall (H)	W 35-15
Jan. 22	Tufts (H)	W 37-31 (OT)
Jan. 27	Crescent A.C. (H)	W 26-17
Jan. 30	Fordham (H) [2]	L 13-21
Feb. 4	Rensselaer Polytechnic (H)	L 23-30
Feb. 22	Lehigh (A)	L 25-56

- [1] First Game at St. John's Gym
[2] No Box Score available

1909-1910 RECORD: 15-5 COACH: HARRY FISHER

Nov. 17	Cathedral (H)	W 42-6
Nov. 23	N.Y. Training School (H)	W 65-15
Dec. 3	St. Stephen's (H)	W 96-5
Dec. 8	Georgetown (H)	W 41-26
Dec. 11	Yale (H)	W 31-17
Dec. 17	St. Lawrence (H)	W 35-24
Dec. 20	Villanova (H)	W 38-9
Jan. 4	Seton Hall (H)	W 33-13
Jan. 6	Niagara (H)	L 25-29
Jan. 8	Delaware (H)	W 54-13
Jan. 15	Swarthmore (H)	W 24-18
Jan. 18	Brooklyn Polytechnic (H)	W 35-18
Jan. 22	New York University (H)	L 12-21
Jan. 25	St. Peter's (H)	W 45-18
Feb. 2	Rensselaer Polytechnic (H)	L 31-32
Feb. 11	Trinity (H)	W 22-15
Feb. 15	Potsdam (H)	W 56-29
Feb. 18	St. John's (Md.) (A)	W 21-15
Feb. 19	Navy (A)	L 14-31
Feb. 22	Colgate (H)	L 25-26

1910-1911 RECORD: 14-0 COACH: CLAUDE ALLEN

Nov. 26	Cathedral (H)	W 65-11
Dec. 8	Georgetown (H)	W 66-35
Dec. 10	Pennsylvania (A)	W 25-23
Dec. 14	St. Lawrence (H)	W 49-33
Dec. 21	Wesleyan (H)	W 44-31
Jan. 3	Yale (NJ) [1]	W 31-20
Jan. 7	Niagara (H)	W 29-17
Jan. 12	Carlisle (H)	W 44-17
Jan. 21	Alumni (H)	W 44-19
Feb. 2	Tufts (H)	W 48-24
Feb. 4	Rensselaer Polytechnic (H)	W 52-14
Feb. 11	Trinity (H)	W 48-21
Feb. 13	Colgate (H)	W 31-20
Feb. 17	Rochester (H)	W 32-27

- [1] Played at 2nd Ave. Armory, New York, N.Y.

1911-1912 RECORD: 15-5 COACH: JOSEPH O'SHEA

Dec. 2	Cathedral (H)	W 41-14
Dec. 5	Brooklyn Polytechnic (H)	W 29-22
Dec. 8	Pennsylvania (A)	L 28-40
Dec. 15	Pennsylvania State (H)	W 25-17
Dec. 20	St. Lawrence (H)	L 16-44
Dec. 22	Mt. St. Mary (H)	W 47-11
Dec. 23	Wesleyan (H)	L 26-30
Jan. 5	Niagara (H)	W 33-11
Jan. 11	Fordham (H)	W 48-19
Jan. 13	Navy (A)	L 28-32
Jan. 15	Georgetown (A)	W 34-17
Jan. 16	Catholic (A)	W 41-25
Jan. 17	Mt. St. Mary (A)	W 22-15
Jan. 24	Manhattan (H)	W 28-18
Jan. 26	Rensselaer Polytechnic (H)	W 31-19
Feb. 3	St. John's (Md.) (H)	W 35-18
Feb. 8	Syracuse (H)	L 19-25
Feb. 10	Bucknell (H)	W 28-18
Feb. 20	Washington & Lee (H)	W 22-18
Feb. 22	Catholic (H)	W by forfeit

1912-1913 RECORD: 12-8 COACH: CLAUDE ALLEN

Nov. 30	Cathedral (H)	W 50-15
Dec. 10	Seton Hall (H) [1]	W 33-21
Dec. 18	St. Lawrence (H)	L 20-28
Dec. 21	Princeton (H)	W 27-23
Jan. 4	Toronto (H)	W 22-20
Jan. 7	Niagara (H)	W 29-26 (OT)
Jan. 18	Navy (A)	L 30-55
Jan. 20	Georgetown (A)	L 16-29
Jan. 21	Catholic (A)	L 14-46
Jan. 26	Yale (H)	W 26-22
Jan. 29	Fordham (H)	W 38-30
Jan. 32	Clarkson (H)	L 17-21
Feb. 4	St. Lawrence (A)	L 20-30
Feb. 6	Fordham (A) [1]	L 14-42
Feb. 9	Niagara (A) [1]	W 31-30
Feb. 12	Manhattan (A) [2]	W 31-23
Feb. 13	Syracuse (H)	W 31-30
Feb. 19	Washington & Lee (H)	L 29-34 (OT)
Feb. 22	Catholic (H)	W 36-26
Feb. 28	Manhattan (H)	W 33-22

- [1] No Box Score available
[2] Played at Savage Gym, New York, N.Y.

1913-1914 RECORD: 7-11 COACH: CLAUDE ALLEN

Nov. 28	Cathedral (H)	W 31-11
Dec. 6	Seton Hall (H)	L 19-22
Dec. 11	St. Peter's (H)	W 32-5
Dec. 16	St. Lawrence (H)	W 20-14
Dec. 20	Georgetown (H)	W 26-24
Dec. 29	Toronto (H)	L 27-30
Jan. 3	Princeton (H)	L 22-25
Jan. 10	Seton Hall (A)	L 15-27
Jan. 13	Manhattan (A) [1]	L 12-25
Jan. 20	Clarkson (H)	L 23-29
Jan. 31	St. Peter's (A)	W 27-11
Feb. 7	Navy (A)	L 13-59
Feb. 9	Catholic (A)	L 17-18
Feb. 14	Army (A)	L 14-43
Feb. 20	Catholic (H)	L 15-19
Feb. 23	Niagara (H)	L 23-38
Feb. 28	Delaware (H)	W 20-19 (OT)
Mar. 3	Manhattan (H)	W 33-15

- [1] Played at DeLa Salle Academy, New York, N.Y.

1914-1915 RECORD: 12-4* COACH: JOSEPH O'SHEA

Dec. 9	Drexel (H)	W 28-16
Dec. 12	Princeton (H)	L 8-14
Dec. 17	St. Lawrence (H)	W 30-13
Dec. 22	Brooklyn Prep Alumni (H)	W 55-20
Jan. 4	Toronto (H)	W 28-22
Jan. 9	Seton Hall (A) [1]	L 18-20
Jan. 11	Brooklyn Polytechnic (H)	W 26-23
Jan. 19	Alumni (H)	W 27-22
Jan. 27	Brooklyn Prep Alumni (A)	W 60-24
Jan. 29	Manhattan (H) [1]	W 33-21
Feb. 2	Brooklyn Polytechnic (A)	W 14-12
Feb. 4	Rochester (H)	L 11-17
Feb. 9	Manhattan (A)	L 22-26
Feb. 13	CCNY (A)	W 30-22
Feb. 20	Niagara (H)	W 33-23
Feb. 26	Franklin & Marshall (H)	W 43-36

- [1] No Box Score available

*Win over Cathedral, 44-7, only found in St. John's list. No contemporary record found.

1915-1916 RECORD: 5-10 COACH: JOSEPH O'SHEA

Dec. 4	Army (H)	L 21-28
Dec. 8	Princeton (H)	L 22-27
Dec. 14	Niagara (H)	W 37-20
Dec. 17	Brooklyn Prep Alumni (H)	W 49-30
Dec. 22	Georgetown (H)	W 26-16
Jan. 4	Dartmouth (H)	L 21-24
Jan. 12	CCNY (H)	L 21-39
Jan. 17	St. Lawrence (H)	L 19-38
Jan. 21	Brooklyn Prep Alumni (A)	W 33-13
Jan. 29	Albany State (A)	L 27-37
Feb. 1	Manhattan (H)	L 24-26
Feb. 5	Navy (A)	L 36-51
Feb. 8	Brooklyn Polytechnic (H)	W 19-15
Feb. 19	Albany State (H)	L 16-23
Mar. 1	Manhattan (A)	L 21-42

1916-1917 RECORD: 11-8 COACH: JOSEPH O'SHEA

Dec. 2	CCNY (A)	L 10-13
Dec. 9	Army (A)	W 26-15
Dec. 15	Columbia (A)	L 19-34
Dec. 18	St. Lawrence (H)	W 33-23
Dec. 22	Catholic (H)	W 43-31
Jan. 3	Amherst (H)	W 39-32
Jan. 5	Niagara (H)	W 34-25
Jan. 8	Yale (H)	L 25-35
Jan. 16	Manhattan (H)	W 34-27
Jan. 19	Crescent A.C. (A)	W 31-30
Jan. 23	Alumni (H)	W 43-26
Jan. 26	Georgetown (A)	L 26-44
Jan. 27	Navy (A) [1]	L 19-27
Jan. 27	St. John's (Md.) [1]	L 24-31
Feb. 1	Georgetown (H)	W 38-24
Feb. 3	Albany State (A)	L 29-30
Feb. 8	Manhattan (A)	L 23-28
Feb. 16	Albany State (H)	W 34-22
Feb. 20	Gallaudet (H)	W 42-26

- [1] Navy day game; St. John's (Md.) night game

1917-1918 RECORD: 8-8 COACH: JOHN CRENNY

Dec. 1	CCNY (A)	L 11-27
Dec. 12	Cathedral (H)	W 31-15
Dec. 15	Army (A)	L 25-41
Dec. 19	Lafayette (H)	L 32-38
Dec. 22	Yale (H)	L 23-29
Dec. 27	Campt Upton (H)	W 29-23
Jan. 3	Dartmouth (H)	W 32-25
Jan. 11	Crescent A.C. (H)	L 17-39
Jan. 19	Columbia (H)	L 21-29
Jan. 22	Alumni (H)	W 38-30
Jan. 25	Newport Naval Res. (H)	W 37-28
Jan. 29	Manhattan (H)	W 32-28
Feb. 9	Naval Reserve (H)	W 31-27
Feb. 13	Crescent A.C. (A)	L 17-37
Mar. 1	Lafayette (A)	L 43-50
Mar. 6	Cathedral (A)	W 36-30

1918-1919 RECORD: 0-7* COACH: JOHN CRENNY

Dec. 7	CCNY (A) #	L 20-44
Jan. 18	Columbia (A)	L 15-48
Jan. 23	Manhattan (A) [1]	L 13-43
Jan. 29	Cathedral (H)	L 15-22
Feb. 7	Lafayette (A)	L 17-54
Feb. 9	Naval Reserve (H)	L 12-21
Feb. 24	Cathedral (A)	L 8-34

- [1] Played at DeLa Salle Academy, New York, N.Y.

St. John's was organized as a military unit with special programs until 1919. Damiano, Goetz, E. Kelly, J. Kelly and Mahoney played game against CCNY. In January 1919 the team was rebuilt (after St. John's dropped military status), and the other eight players played the remainder of the schedule.

* St. John's lists 23-10 win over Far Rockaway C.C. No contemporary record has been found.

1919-1920 RECORD: 9-14 COACH: JOHN CRENNY

Dec. 3	Cathedral (A)	L 17-24
Dec. 6	Army (A)	L 25-35
Dec. 10	St. Joseph's (H)	W 33-27
Dec. 12	Pratt (A)	L 30-32
Dec. 17	Manhattan (A)	W 28-14
Dec. 19	Yale (H)	L 28-49
Dec. 22	Catholic (H)	W 34-32 (OT)
Jan. 7	Manhattan (H)	W 22-15
Jan. 13	Brooklyn Law (H)	W 26-24
Jan. 16	Fordham (H)	L 34-51
Jan. 21	Cathedral (H)	L 24-25 (OT)
Jan. 24	Fordham (A)	L 26-30
Jan. 31	Pratt (H)	W 36-18
Feb. 5	Loyola (Md.) (H)	W 32-21
Feb. 5	Niagara (H)	L 13-23
Feb. 12	Alumni (H)	L 19-27
Feb. 19	Colgate (H)	L 19-57
Feb. 20	Georgetown (A)	L 23-41
Feb. 21	Catholic (A)	L 30-46
Feb. 23	Gallaudet (A)	W 30-28
Feb. 25	Georgetown (H)	L 23-50
Feb. 27	Rensselaer Polytechnic (A)	L 22-45
Feb. 28	Albany State (A)	W 22-19

1920-1921
RECORD: 10-9
COACH: JOHN CRENNY

Dec. 1	Cathedral (H)	L 34-35
Dec. 4	Army (A)	L 14-51
Dec. 9	Brooklyn Law (H)	W 40-27
Dec. 14	Manhattan (H)	W 45-18
Dec. 23	Catholic (H)	W 35-28
Jan. 3	Toronto (H)	W 46-37
Jan. 7	Niagara (H)	L 18-36
Jan. 17	Fordham (H)	W 42-33
Jan. 19	Cathedral (A) [1]	W 28-17
Jan. 22	Lafayette (A)	L 22-44
Feb. 7	Alumni (H)	W 39-24
Feb. 9	St. Lawrence (H)	L 32-42
Feb. 11	Georgetown (A)	L 15-51
Feb. 14	Catholic (A)	L 18-44
Feb. 18	Cooper Union (H)	W 56-23
Feb. 22	Gallaudet (H)	W 35-27
Feb. 25	Albany Law (A)	L 21-42
Feb. 26	Hobart (A)	W 32-29
Feb. 27	Niagara (A)	L 22-39

[1] Played at 69th Rgt. Armory, New York, N.Y.

1921-1922
RECORD: 10-11
COACH: EDWARD KELLEHER

Dec. 1	Cathedral (H)	W 26-23
Dec. 3	Army (A)	L 18-42
Dec. 12	Brooklyn Law (H)	L 27-34
Dec. 16	Manhattan (H)	W 29-20
Dec. 23	Cooper Union (H)	W 50-8
Jan. 2	St. Bonaventure (H)	L 29-30
Jan. 9	Niagara (H)	L 33-43
Jan. 12	Fordham (H)	L 31-32
Jan. 14	Albany State (H) [1]	W 41-17
Jan. 24	Brooklyn Prep Alumni (A)	W 38-15
Jan. 28	Fordham (A) [2]	L 18-27
Feb. 7	Manhattan (A)	W 16-15
Feb. 13	Alumni (H)	W 36-28
Feb. 17	Utica Knights of Columbus (A)	L 18-28
Feb. 18	Canius (A) [1]	L 17-29
Feb. 19	Niagara (A)	W 25-23
Feb. 20	St. Bonaventure (A)	L 14-16
Feb. 21	Albany Law (A)	L 19-21
Feb. 22	Albany State (A)	W 31-7
Feb. 27	Brooklyn Prep Alumni (H)	W 35-13
Mar. 4	Albany Law (H)	L 26-28

[1] No Box Score available

[2] Played at High Bridge Lyceum, Bronx, N.Y.

1922-1923
RECORD: 11-10*
COACH: JOHN CRENNY

Nov. 29	Cathedral (A) [1]	L 18-25
Dec. 2	Columbia (A)	L 17-44
Dec. 6	Brooklyn Law (H)	W 45-22
Dec. 13	Army (A)	L 5-66
Dec. 15	Dartmouth (N) [2]	L 9-23
Dec. 20	Brooklyn Prep Alumni (N) [3]	W 31-14
Jan. 9	Niagara (H)	W 20-19
Jan. 12	New York University (A)	L 26-31
Jan. 17	Fordham (A)	W 40-21
Jan. 19	Manhattan (A)	L 19-22
Jan. 22	St. Francis (H)	W 24-23
Jan. 27	Villanova (A)	L 23-29
Jan. 31	Cathedral (H)	W 32-19
Feb. 12	Alumni (H)	W 45-28
Feb. 15	Elmira A.A. (A)	W by forfeit
Feb. 16	St. Mary's (N) [4]	W 43-25
Feb. 17	Canius (A)	L 22-36
Feb. 18	Niagara (A)	L 12-16
Feb. 20	St. Bonaventure (H)	W 29-25
Feb. 22	St. Lawrence (H)	W 30-29
Mar. 7	St. Francis (A)	L 22-29

[1] No box score available

[2] Played at Arcadia Hall, Brooklyn, N.Y.

[3] Played at Loyola Hall, Brooklyn, N.Y.

[4] Played in Coming, N.Y.

* Victory 55-25 over NY Aggies in St. John's record. No contemporary record found.

1923-1924
RECORD: 16-15*
COACH: JOHN CRENNY

Dec. 4	Cathedral (H)	W 41-27
Dec. 10	Seton Hall (A)	L 35-36
Dec. 12	Crescent A.C. (A)	L 30-36
Dec. 13	Franklin & Marshall (H)	W 44-20
Dec. 17	University Club (H)	L 43-50
Dec. 20	Cooper Union (H)	W 32-31
Jan. 3	St. Bonaventure (H)	W 37-22
Jan. 5	New York University (A)	L 34-38
Jan. 7	Seton Hall (H)	W 48-30
Jan. 9	Cathedral (A) [1]	W 37-25
Jan. 10	Albany State (A)	W 25-21
Jan. 11	Albany Law (A)	L 20-22
Jan. 12	Springfield YMCA (A) [2]	L 36-41
Jan. 16	Naval Militia (H)	W 43-31
Jan. 19	New York Aggies (H)	W 69-36
Jan. 21	Villanova (H)	L 23-33
Jan. 23	Manhattan (H)	W 26-24
Jan. 25	St. Francis (N) [3]	W 31-20
Feb. 29	Alumni (H)	W 51-35
Feb. 31	Holy Cross (A)	W 43-32
Feb. 1	Lowell Tech (A)	W 46-37
Feb. 2	Springfield (A)	L 31-56
Feb. 5	Manhattan (A) [4]	L 34-37
Feb. 12	Niagara (H)	L 34-38
Feb. 16	Springfield YMCA (H)	W 36-30
Feb. 21	Union (H)	L 21-41
Feb. 23	Canius (A)	L 22-36
Feb. 24	Niagara (A)	L 24-26
Feb. 25	St. Bonaventure (A)	W 31-28
Feb. 26	Villanova (A)	L 39-44
Feb. 29	St. Francis (N) [5]	L 27-30

[1] Played at High Bridge Lyceum, Bronx, N.Y.

[2] No box score available

[3] Played at 13th Rgt. Armory, Brooklyn, N.Y.

[4] Played at Yonkers Knights of Columbus, Yonkers, N.Y.

[5] Played at 2nd Sig. Armory, Brooklyn, N.Y.

* St. John's shows 47-32 loss to Seventh Regiment. No contemporary record found.

1924-1925
RECORD: 18-6
COACH: JOHN CRENNY

Dec. 8	Greenpoint YMHA (N) [1]	W 48-31
Dec. 13	Cooper Union (H)	W 49-31
Dec. 16	Grove City (H)	W 58-31
Dec. 20	New York University (H)	L 17-25
Dec. 22	Middlebury (H)	W 54-41
Jan. 5	Alumni (H)	W 42-29
Jan. 7	Army (A)	W 26-17
Jan. 10	Savage (H)	W 35-24
Jan. 14	Holy Cross (A)	L 26-29
Jan. 15	Boston University (A)	W 29-18
Jan. 16	Chicopee Falls A.C. (A)	W 35-22
Jan. 17	Springfield (A)	L 23-27
Jan. 20	St. Francis (N) [2]	W 29-27 (OT)
Jan. 21	Manhattan (H)	W 42-36
Jan. 24	Savage (A)	L 28-41
Jan. 30	Seventh Regiment (A)	W 32-31
Feb. 6	Villanova (H)	W 46-28
Feb. 9	Villanova (A)	L 20-22
Feb. 11	Seventh Regiment (H)	W 36-33
Feb. 13	Manhattan (H)	W 37-26
Feb. 16	Crescent A.C. (H)	L 36-37
Feb. 20	Naval Militia (H)	W 35-30
Feb. 23	St. Joseph's (H)	W 26-38
Feb. 25	Montclair A.C. (H)	W 43-39

[1] Played at Arcadia Hall, Brooklyn, N.Y.

[2] Played at II Corp Armory, Brooklyn, N.Y.

1925-1926
RECORD: 18-7
COACH: JOHN CRENNY

Dec. 5	Cooper Union Night (H)	W 42-24
Dec. 9	Columbia (A)	L 20-31
Dec. 15	Cathedral (H)	W 36-23
Dec. 17	Naval Militia (H)	W 60-32
Dec. 19	Army (A)	L 18-30
Dec. 22	Union (H)	L 27-33
Jan. 4	Queens (CAN) (H)	W 57-34
Jan. 6	Loyola (Md.) (A)	W 32-22
Jan. 7	Villanova (H)	L 24-25
Jan. 8	St. Joseph's (A)	W 18-13
Jan. 9	St. Peter's Lyceum A.C. (A) [1]	W 48-27
Jan. 12	Crescent A.C. (A)	L 24-34
Jan. 15	Pratt (A)	W 34-21
Jan. 20	St. Joseph's (H)	W 37-26
Jan. 21	Manhattan (H) [2]	W 43-39
Jan. 30	Fordham (A)	L 16-28
Feb. 1	Alumni (H)	W 60-26
Feb. 3	Holy Cross (A)	L 29-35
Feb. 9	N.Y. St. Agriculture (H)	W 50-22
Feb. 12	Villanova (H)	W 27-23
Feb. 15	Niagara (H)	W 26-24
Feb. 20	Holy Cross (H)	W 33-32
Feb. 22	Northeastern (H)	W 27-17
Feb. 26	Delaware (H)	W 38-33
Feb. 27	Catholic All Stars (N) [3]	W 27-17

[1] Played at Columbia Hall, New Brunswick, N.J.

[2] Played at Arcadia Hall, Brooklyn, N.Y.

[3] Played at 23rd Rgt. Armory, Brooklyn, N.Y.

1926-1927
RECORD: 15-10
COACH: JOHN CRENNY

Dec. 4	CCNY (A)	L 20-24
Dec. 7	Cooper Union (H)	W 46-13
Dec. 9	Brooklyn Law (A)	W 36-23
Dec. 11	Columbia (A)	W 35-30
Dec. 15	Union (A)	L 23-30
Dec. 18	Army (A)	L 24-25
Dec. 20	Middlebury (H)	W 27-17
Dec. 22	St. Francis (H)	W 36-19
Dec. 22	Alumni (H) [1]	W by forfeit
Jan. 5	St. Joseph's (A)	L 22-23
Jan. 6	Loyola (Md.) (A)	W 27-17
Jan. 7	Mt. St. Mary (A)	L 15-20
Jan. 8	Villanova (A)	L 19-36
Jan. 14	Villanova (H)	W 30-23
Jan. 15	Pratt (H)	W 30-20
Jan. 21	St. Francis (A)	W 29-25
Jan. 29	Fordham (A)	L 20-33
Feb. 1	Canius (H)	L 33-34
Feb. 6	Holy Cross (A)	W 28-25
Feb. 11	Mt. St. Mary (H)	W 57-46
Feb. 15	St. Joseph's (H)	W 36-30
Feb. 16	Manhattan (A)	W 26-23
Feb. 19	Loyola (Md.) (A)	W 44-38
Feb. 25	Providence (H)	L 33-36
Mar. 4	Crescent A.C. (A)	L 19-24 (OT)

[1] Alumni walked off court after disputed call.

1927-1928
RECORD: 18-4
COACH: JAMES "BUCK" FREEMAN

Dec. 3	CCNY (A)	W 26-21
Dec. 10	Rensselaer Polytechnic (H)	W 40-27
Dec. 13	Columbia (A)	W 43-14
Dec. 17	Cooper Union (H)	W 46-19
Dec. 20	Providence (H)	W 38-26
Dec. 22	N.J. Col. of Pharmacy (H)	W 56-16
Dec. 30	Alumni (H)	W 66-27
Jan. 3	Toronto (H)	W 36-28
Jan. 6	Fordham (A)	L 20-32
Jan. 11	Army (A)	W 31-20
Jan. 13	St. Joseph's (H)	W 34-19
Jan. 17	St. Bonaventure (H)	W 30-23
Jan. 20	Villanova (H)	W 46-28
Jan. 27	Crescent A.C. (H)	L 35-43 (OT)

Jan. 31	Cathedral (H)	W 40-29
Feb. 3	St. Francis (A)	W 37-27
Feb. 10	Mt. St. Mary (H)	W 37-27
Feb. 15	Villanova (N) [1]	W 34-21
Feb. 16	St. Joseph's (A)	L 34-35
Feb. 21	St. Thomas (A)	L 26-30
Feb. 24	St. Francis (H)	W 41-21
Feb. 28	St. Thomas (H)	W 41-40

[1] Played at University of Pennsylvania, Pa.

1928-1929
RECORD: 23-2
COACH: JAMES "BUCK" FREEMAN

Dec. 13	Columbus Council (A)	W 26-18
Dec. 15	CCNY (A)	W 33-24
Dec. 18	Providence (H)	L 30-32
Dec. 21	St. Stephen's (H)	W 37-27
Dec. 27	St. Francis (N) [1]	W 23-13
Jan. 4	Niagara (H)	W 35-18
Jan. 8	Columbia (A)	W 32-25
Jan. 11	St. Bonaventure (H)	W 35-23
Jan. 15	Cathedral (H)	W 36-15
Jan. 18	Albany Law (A)	W 45-18
Jan. 19	Union (H)	W 36-29
Jan. 22	Crescent A.C. (A)	W 25-23
Jan. 25	St. Joseph's (H)	W 45-23
Jan. 31	Savage (H)	W 38-16
Feb. 2	New York University (A) [2]	W 31-30
Feb. 5	St. Francis (H)	W 31-24
Feb. 9	Army (A)	W 25-21
Feb. 12	St. Thomas (A)	W 28-18
Feb. 14	New York A.C. (A)	W 28-24
Feb. 15	Villanova (H)	W 33-15
Feb. 18	Alumni (H)	W 34-29
Feb. 20	Fordham (A)	L 21-24
Feb. 26	St. Thomas (H)	W 45-21
Mar. 1	Villanova (N) [3]	W 35-24
Mar. 5	St. Francis (A)	W 22-15

[1] Played at Elks Club, Brooklyn, N.Y.

[2] Played at 102nd Eng. Rgt. Armory, New York, N.Y.

[3] Played at West Catholic H.S., Philadelphia, Pa.

1929-1930
RECORD: 23-1
COACH: JAMES "BUCK" FREEMAN

Dec. 4	Columbus Council (A) W 32-29 (OT)	
Dec. 11	Cathedral (A)	W 47-23
Dec. 17	Savage (N) [1]	W 41-26
Dec. 20	Providence (H) [2]	W 27-20
Dec. 27	New York A.C. (A)	W 35-22
Jan. 3	St. Francis (H) [2]	W 33-14
Jan. 7	Columbia (A)	W 28-19
Jan. 11	CCNY (A)	W 28-23
Jan. 14	Alumni (H) [3]	W 44-22
Jan. 17	Rider (A)	W 36-32
Jan. 21	St. Bonaventure (H) [2]	W 49-24
Jan. 24	Holy Cross (A)	W 41-32
Jan. 25	Providence (A)	L 21-31
Jan. 29	Crescent A.C. (H) [2]	W 31-23
Feb. 1	New York University (A) [4]	W 23-20
Feb. 5	St. Thomas (A)	W 26-25
Feb. 7	Baltimore (H) [5]	W 46-32
Feb. 12	Lehigh (A)	W 34-25
Feb. 14	St. Thomas (H) [5]	W 43-16
Feb. 17	Catholic (A)	W 36-16
Feb. 18	St. John's (Md.) (A)	W 54-17
Feb. 21	Villanova (N) [6]	W 33-25
Feb. 25	Rider (H) [2]	W 22-21
Mar. 4	St. Francis (A)	W 32-15

[1] Played at Brooklyn Law School, Brooklyn, N.Y.

[2] Played at Arcadia Hall, Brooklyn, N.Y.

[3] Last Game at St. John's Gym

[4] Played at 102nd Eng. Armory, New York, N.Y.

[5] Played at 13th Rgt. Armory, Brooklyn, N.Y.

[6] Played at St. Francis College, Brooklyn, N.Y.



All-Time Results

1930-1931

RECORD: 21-1

COACH: JAMES "BUCK" FREEMAN

Dec. 5	Alumni (H) [1]	W 52-33
Dec. 12	Columbus Council K. of C. (A)	W 32-27
Dec. 16	Savage (H) [1]	W 30-21
Dec. 19	Providence (H) [1]	W 21-16
Dec. 22	Union (H) [2]	W 30-25
Dec. 30	Georgetown (H) [2]	W 26-19
Jan. 5	Niagara (H) [2]	W 44-23
Jan. 10	CCNY (H) [2]	W 26-21
Jan. 13	Long Island (H) [2]	W 38-27
Jan. 17	Syracuse (A)	W 25-16
Jan. 19	CCNY (MSG) [3]	W 17-9
Jan. 28	Crescent A.C. (H) [2]	W 24-18
Feb. 3	St. Thomas (H) [2]	W 39-26
Feb. 7	New York University (A) [4]	L 23-27
Feb. 10	St. Francis (H) [1]	W 22-19
Feb. 13	St. John's (Md.) (H) [1]	W 36-24
Feb. 17	Villanova (H) [2]	W 19-17
Feb. 20	Carnegie Tech. (H) [185]	W 24-18
Feb. 24	Rider (H) [2]	W 25-12
Feb. 26	Catholic (H) [2]	W 42-25
Feb. 28	Temple (A)	W 27-20
Mar. 4	Manhattan (A) [4]	W 30-16

- 1) Played at Arcadia Hall, Brooklyn, N.Y.
- 2) Played at 106th Rgt. Armory, Brooklyn, N.Y.
- 3) Charity game at Madison Square Garden, New York, N.Y.
- 4) Played at 102nd Eng. Armory, New York, N.Y.
- 5) Film game for news (first film game)

1931-1932

RECORD: 22-4

COACH: JAMES "BUCK" FREEMAN

Dec. 4	St. Peter's (H) [1]	W 31-11
Dec. 8	Savage (H) [1]	W 20-12
Dec. 11	Catholic (H) [1]	W 38-15
Dec. 15	Long Island (H) [1]	W 29-12
Dec. 19	Providence (H) [2]	W 33-25
Dec. 21	Union (H) [2]	W 35-20
Dec. 30	West Virginia (MSG) [3]	W 16-6
Jan. 4	Niagara (H) [2]	W 36-26
Jan. 9	CCNY (A)	L 18-28 (OT)
Jan. 12	St. Francis (A)	W 38-8
Jan. 14	Loyola (Md.) (A)	W 41-30
Jan. 15	Georgetown (A)	W 27-26
Jan. 20	Columbus Council K. of C. (AWJ 30-2)	
Jan. 23	Manhattan (A) [4]	L 27-29
Jan. 27	DePaul (H)	W 35-21
Jan. 30	Providence (A)	W 30-26
Feb. 3	Duquesne (H) [1]	W 20-12
Feb. 6	New York University	L 24-29
Feb. 9	Loyola (Md.) (H) [1]	W 31-29 (OT)
Feb. 12	Seventh Regiment (A)	W 47-24
Feb. 13	St. Thomas (H) [5]	W 37-34
Feb. 16	Villanova (H) [1]	W 27-18
Feb. 20	Temple (H) [2]	W 37-22
Feb. 23	Rider (H) [1]	W 28-22 (OT)
Feb. 26	George Washington (H) [5]	W 40-37
Feb. 29	Crescent A.C. (A) [6]	L 26-32

- 1) Played at Arcadia Hall, Brooklyn, N.Y.
- 2) Played at 106th Rgt. Armory, Brooklyn, N.Y.
- 3) Charity game (15 minute half), Madison Square Garden
- 4) Played at 102nd Eng. Armory, New York, N.Y.
- 5) Played at St. John's High School, Brooklyn, N.Y.
- 6) Played at 106th Rgt. Armory as Crescent A.C. home game

1932-1933

RECORD: 23-4

COACH: JAMES "BUCK" FREEMAN

Dec. 9	St. John's (Md.) (H) [1]	W 34-10
Dec. 13	Savage (H)	W 34-21
Dec. 16	John Marshall (H)	W 36-10
Dec. 17	Providence (H)	W 39-25
Dec. 20	Brooklyn (H)	W 39-29
Dec. 31	Niagara (H)	W 26-23

Jan. 7	CCNY (A) [2]	W 31-28
Jan. 11	Crescent A.C. (H)	W 34-25
Jan. 14	St. Francis (H)	W 23-16
Jan. 19	Loyola (Md.) (A)	W 51-26
Jan. 20	Georgetown (A)	W 31-24
Jan. 21	George Washington (AWJ 36-35 (OT))	
Jan. 27	Villanova (A)	L 32-38
Jan. 28	Temple (A)	L 33-42
Feb. 4	New York University (A) [2]	W 26-19
Feb. 7	Long Island (H)	W 34-22
Feb. 9	New York A.C. (A)	W 36-34 (OT)
Feb. 14	Cansius (H)	W 49-26
Feb. 16	St. Peter's (H)	W 43-16
Feb. 18	Providence (A)	L 38-47
Feb. 21	Loyola (Md.) (H)	W 34-29 (OT)
Feb. 22	Fordham (MSG) [3]	W 35-20
Feb. 24	Columbus Council K. of C. (H) W 20-16	
Feb. 28	Rider (H)	W 30-26
Mar. 3	Westminster (H)	L 15-25
Mar. 4	Manhattan (A)	W 37-29
Mar. 11	St. Thomas (H)	W 37-24

- 1) First game in DeGray Gym
- 2) Played at 102nd Eng. Armory, New York, N.Y.
- 3) Benefit game at Madison Square Garden, New York, N.Y.

1933-1934

RECORD: 16-3

COACH: JAMES "BUCK" FREEMAN

Dec. 8	Savage (H)	W 33-16
Dec. 19	Providence (H)	W 43-31
Dec. 22	John Marshall (A)	W 24-19
Dec. 30	Niagara (H)	W 35-21
Jan. 6	CCNY (A)	L 25-30
Jan. 10	George Washington (H)	W 32-30
Jan. 20	St. Francis (H)	L 26-27
Jan. 27	Crescent A.C. (H)	W 33-29
Jan. 30	Manhattan (H)	W 38-23
Jan. 31	St. Peter's (H)	W 43-32
Feb. 3	Villanova (N) [1]	W 31-29
Feb. 9	Georgetown (A)	W 42-39
Feb. 10	Loyola (Md.) (A)	W 32-28
Feb. 14	Long Island (H)	W 33-28
Feb. 17	New York University (A)	L 30-47
Feb. 19	Catholic (H)	W 39-28
Feb. 21	Manhattan (A)	W 19-17
Feb. 24	St. Francis (A) [2]	W 29-15
Feb. 27	Brooklyn (H)	W 40-22

- 1) Played at 102nd Eng. Armory, New York, N.Y.
- 2) Played at Prospect Hall, Brooklyn, N.Y.

1934-1935

RECORD: 13-8

COACH: JAMES "BUCK" FREEMAN

Dec. 5	Alumni (H)	W 59-33
Dec. 7	John Marshall (H)	W 40-26
Dec. 14	Loyola (Md.) (H)	W 49-32
Dec. 18	Providence (H)	W 40-37
Dec. 21	St. Peter's (H)	W 41-29
Dec. 29	Westminster (MSG) [182]	L 33-37
Jan. 5	CCNY (MSG) [2]	L 22-32
Jan. 12	Niagara (H)	W 32-30
Jan. 16	Savage (H)	W 33-27
Jan. 18	Holy Cross (A)	W 38-30
Jan. 19	Providence (A)	L 28-58
Jan. 26	St. Francis (H)	W 37-19
Jan. 30	Long Island (MSG) [2]	L 19-31
Feb. 1	Duquesne (H)	L 30-34
Feb. 9	George Washington (H)	L 26-29
Feb. 13	Crescent-Hamilton A.C. (H) W 46-33	
Feb. 18	New York University (A)	L 28-37
Feb. 20	Manhattan (MSG) [2]	W 38-23
Feb. 22	Holy Cross (H)	W 41-36
Feb. 27	Brooklyn (H)	W 32-28
Mar. 2	St. Francis (A)	L 27-28

- 1) First regularly scheduled doubleheader
- 2) Played at Madison Square Garden, New York, N.Y.

1935-1936

RECORD: 18-4

COACH: JAMES "BUCK" FREEMAN

Nov. 29	Seth Low (H)	W 42-25
Dec. 4	Alumni (H)	W 52-18
Dec. 6	Wagner (H)	W 67-38
Dec. 13	Savage (H)	W 48-12
Dec. 18	Westminster (MSG) [1]	W 35-26
Dec. 20	Seton Hall (H)	W 56-31
Dec. 27	Brooklyn (H)	W 27-18
Jan. 4	CCNY (MSG) [1]	W 25-22
Jan. 9	Georgetown (H)	W 41-27
Jan. 11	Niagara (H)	L 37-40
Jan. 15	Manhattan (MSG) [1]	W 34-27
Jan. 18	Crescent-Hamilton A.C. (H) W 32-24	
Jan. 25	Long Island (MSG) [1]	L 20-36
Jan. 29	La Salle (H)	W 40-26
Feb. 1	St. Francis (H)	W 41-18
Feb. 5	New York University (MSG) [1]	L 23-28
Feb. 12	Villanova (A)	W 33-31
Feb. 15	St. Joseph's (H)	W 30-23
Feb. 20	George Washington (H)	W 29-27
Feb. 21	St. Peter's (A)	W 50-28
Mar. 2	St. Francis (H)	L 22-30
Mar. 6	Providence (H)	W 43-34

- 1) Played at Madison Square Garden, New York, N.Y.

1936-1937

RECORD: 12-7

COACH: JOE LAPCHICK

Nov. 28	Alumni (H)	W 40-32
Dec. 4	Seth Low (H)	W 48-24
Dec. 9	Wagner (H)	W 46-25
Dec. 11	Seton Hall (H)	W 26-20
Dec. 15	St. Peter's (H)	W 34-26
Dec. 18	Clarkson (H)	W 44-24
Dec. 23	Brooklyn (H)	W 29-19
Jan. 2	CCNY (MSG) [1]	L 21-39
Jan. 9	George Washington (A)	L 28-48
Jan. 12	Niagara (H)	W 41-27
Jan. 29	Crescent-Hamilton A.C. (H) W 30-21	
Feb. 3	NYU (MSG) [1]	L 21-29
Feb. 6	West Virginia (N) [2]	W 45-30
Feb. 12	St. Joseph's (N) [3]	W 39-38 (OT)
Feb. 17	Manhattan (H) [1]	L 24-30
Feb. 24	DePaul (MSG) [1]	L 33-35
Feb. 27	Villanova (N) [2]	L 25-31
Mar. 5	Providence (H)	W 44-37
Mar. 10	St. Francis (MSG) [1]	L 22-24

- 1) Played at Madison Square Garden, New York, N.Y.
- 2) Played at Hippodrome, New York, N.Y.
- 3) Played at Philadelphia (Pa.) Convention Hall

1937-1938

RECORD: 15-4

COACH: JOE LAPCHICK

Dec. 3	Alumni (H)	W 50-37
Dec. 7	St. Peter's (H)	W 51-25
Dec. 10	Pratt (H)	W 47-29
Dec. 18	Illinois (MSG) [1]	L 45-60
Dec. 22	Illinois Wesleyan (H)	W 48-24
Dec. 30	Crescent-Hamilton A.C. (H) W 48-37	
Jan. 8	CCNY (MSG) [1]	W 42-35
Jan. 12	Fordham (A)	W 46-33
Jan. 15	Niagara (H)	W 54-29
Jan. 19	Seton Hall (H)	W 58-29
Jan. 29	Brooklyn (A)	W 61-35
Feb. 4	Duke (H)	W 44-28
Feb. 9	NYU (MSG) [1]	L 33-40
Feb. 12	St. Joseph's (N) [2]	W 38-30
Feb. 16	Manhattan (MSG) [1]	L 35-40
Feb. 18	George Washington (H)	L 41-44
Feb. 24	Providence (H)	W 47-37
Mar. 2	St. Francis (MSG) [1]	W 29-20
Mar. 5	Villanova (A)	W 31-28

- 1) Played at Madison Square Garden, New York, N.Y.
- 2) Played at Convention Hall, Philadelphia, Pa.

1938-1939

RECORD: 18-4

COACH: JOE LAPCHICK

Dec. 3	Alumni (H)	W 66-34
Dec. 9	Pratt (A)	W 64-35
Dec. 13	St. Peter's (H)	W 57-23
Dec. 17	Northwestern (MSG) [1]	W 49-41
Dec. 30	Colorado (MSG) [1]	W 39-37
Jan. 7	CCNY (MSG) [1]	W 37-28
Jan. 11	St. Joseph's (MSG) [1]	W 43-31
Jan. 14	Niagara (H)	W 40-26
Jan. 18	Fordham (A)	W 42-31
Jan. 27	DePaul (MSG) [1]	L 26-40
Feb. 1	New York University (MSG) [1]	L 32-40
Feb. 4	West Virginia (H)	W 51-50
Feb. 11	Villanova (N) [2]	W 51-37
Feb. 15	Seton Hall (H)	W 46-29
Feb. 18	Army (A)	W 37-27
Feb. 22	Manhattan (MSG) [1]	W 52-35
Feb. 28	Brooklyn (H)	W 50-39
Mar. 4	George Washington (H)	W 56-34
Mar. 8	St. Joseph's (MSG) [1]	W 48-37
Mar. 15	Roanoke (MSG) +	W 71-47
Mar. 20	Loyola (Ill.) (MSG) +	L 46-51 (OT)
Mar. 22	Bradley (MSG) +	L 35-40

- 1) Played at Madison Square Garden, New York, N.Y.
- 2) Played at Convention Hall, Philadelphia, Pa.
- + National Invitation Tournament, Madison Square Garden, New York, N.Y. (Lloyd MVP)

1939-1940

RECORD: 15-5

COACH: JOE LAPCHICK

Dec. 2	Alumni (H)	W 71-44
Dec. 8	Pratt (H)	W 62-29
Dec. 12	St. Peter's (A)	W 53-39
Dec. 18	Springfield (H)	W 42-39
Dec. 21	Dayton (H)	W 47-24
Dec. 30	Colorado (MSG) [1]	L 39-54
Jan. 6	CCNY (MSG) [1]	W 33-26
Jan. 12	Temple (MSG) [1]	W 43-28
Jan. 15	Niagara (H)	W 44-40
Jan. 17	Fordham (A)	L 22-23
Jan. 31	Manhattan (MSG) [1]	W 43-32
Feb. 3	St. Joseph's (N) [2]	L 30-35
Feb. 8	Hofstra (H)	W 64-30
Feb. 12	Loyola (Ill.) (A)	W 43-27
Feb. 14	Bradley (A)	W 37-35 (OT)
Feb. 21	New York University (MSG) [1]	L 38-40
Feb. 27	Brooklyn (H)	W 42-34
Mar. 2	George Washington (A)	W 47-40
Mar. 5	St. Francis (MSG) [1]	W 38-35
Mar. 11	Duquesne (MSG) +	L 31-38

- 1) Played at Madison Square Garden, New York, N.Y.
- 2) Played at Philadelphia (Pa.) Convention Hall
- + National Invitation Tournament, Madison Square Garden, New York, N.Y.

1940-1941

RECORD: 11-6

COACH: JOE LAPCHICK

Dec. 10	St. Peter's (H)	W 50-28
Dec. 17	Montclair (H)	W 61-42
Dec. 21	Oklahoma (MSG) [1]	W 45-41
Dec. 27	Alumni (H)	W 45-29
Dec. 30	Colorado (MSG) [1]	L 42-47
Jan. 3	Springfield (H)	W 64-49
Jan. 8	CCNY (MSG) [1]	L 38-41
Jan. 11	Brooklyn (A)	L 38-40
Jan. 18	Fordham (A)	W 51-46
Jan. 31	Hofstra (H)	W 59-34
Feb. 5	Manhattan (MSG) [1]	W 37-35
Feb. 10	Providence (H)	W 58-49
Feb. 13	Temple (N) [2]	L 46-55
Feb. 19	St. Joseph's (MSG) [1]	W 45-37
Feb. 26	New York University (MSG) [1]	W 58-41
Mar. 3	George Washington (A) [3]	L 42-59
Mar. 10	St. Francis (MSG) [1]	L 41-55

- 1) Played at Madison Square Garden, New York, N.Y.
- 2) Played at Convention Hall, Philadelphia, Pa.
- 3) Played at Riverside Stadium, Washington, D.C.

1941-1942 RECORD: 16-5 COACH: JOE LAPCHICK

Dec. 5	Alumni (H)	W 65-54
Dec. 9	Montclair State (H)	W 68-38
Dec. 13	Dartmouth (A)	L 55-74
Dec. 16	St. Peter's (A)	W 63-28
Dec. 20	Kentucky (MSG) [1]	W 47-36
Dec. 23	Niagara (H)	W 49-46
Dec. 30	Colorado (MSG) [1]	L 33-39
Jan. 2	Maryland (H)	W 64-48
Jan. 7	CCNY (MSG) [1]	L 46-48 (OT)
Jan. 9	Hampden-Sydney (H)	W 68-51
Jan. 14	Fordham (MSG) [1]	W 54-44 (OT)
Jan. 30	Brooklyn (H)	W 49-39
Feb. 7	Manhattan (MSG) [1]	W 58-38
Feb. 7	Providence (H)	W 78-42
Feb. 10	Georgetown (MSG) [1]	W 51-39
Feb. 14	St. Joseph's (N) [2]	W 36-45
Feb. 18	Temple (MSG) [1]	L 36-45
Feb. 21	Hofstra (A)	W 55-35
Feb. 25	New York University (MSG) [1]	W 54-53
Mar. 7	Camp Upton (H)	W 72-47
Mar. 11	St. Francis (MSG) [1]	L 34-49

[1] Played at Madison Square Garden, New York, N.Y.
[2] Played at Philadelphia (Pa.) Convention Hall

1942-1943 RECORD: 21-3 COACH: JOE LAPCHICK

Dec. 5	Alumni (H)	W 65-33
Dec. 8	Montclair State (H)	W 56-32
Dec. 12	Princeton (A)	W 56-51
Dec. 17	Clarkson (H)	W 68-34
Dec. 19	Oklahoma (MSG) [1]	W 51-34
Dec. 22	Niagara (H)	L 40-46
Dec. 26	Tennessee (MSG) [1]	W 52-41
Jan. 6	CCNY (MSG) [1]	W 50-42
Jan. 9	Canisius (A) [2]	W 55-45
Jan. 13	Fordham (MSG) [1]	W 63-47
Jan. 28	Camp Upton (MSG) [1]	W 47-39 (OT)
Feb. 5	Hofstra (H)	W 47-38
Feb. 8	St. Joseph's (MSG) [1]	W 76-46
Feb. 13	Temple (N) [3]	W 62-40
Feb. 15	Manhattan (MSG) [1]	L 38-42
Feb. 19	Manhattan Beach C.G. (H)	W 52-45
Feb. 22	Georgetown (MSG) [1]	W 65-43
Feb. 27	Rox. Dix (H)	W 88-45
Mar. 3	New York University (MSG) [1]	W 57-53
Mar. 10	St. Francis (MSG) [1]	W 50-34
Mar. 22	Rice (MSG) +	W 51-49
Mar. 27	Fordham (MSG) +	W 69-43
Mar. 29	Toledo (MSG) +	W 48-27
Apr. 1	Wyoming (MSG) *	L 47-52 (OT)

[1] Played at Madison Square Garden, New York, N.Y.
[2] Played at Buffalo (N.Y.) Memorial Auditorium
[3] Played at Convention Hall, Philadelphia, Pa.
+ National Invitation Tournament, Madison Square Garden, New York, N.Y. (Boycott MVP)
* Red Cross Benefit Game vs. NCAA Winner, Madison Square Garden, New York, N.Y.

1943-1944 RECORD: 18-5 COACH: JOE LAPCHICK

Dec. 3	Alumni (H)	W 57-32
Dec. 9	West Point Field Artillery (H)W 69-47	
Dec. 15	Montclair State (H)	W 57-34
Dec. 18	Detroit (MSG) [1]	W 44-31
Dec. 22	Webb Institute (H)	W 80-32
Dec. 30	Kentucky (MSG) [1]	L 38-44
Jan. 5	CCNY (MSG) [1]	W 45-38
Jan. 8	Rhode Island State (MSG) [1]	W 58-48
Jan. 15	Temple (N) [2]	W 36-32
Jan. 19	Army (A)	L 36-49
Jan. 29	Cathedral (H)	W 68-43
Feb. 2	St. Francis (H)	W 60-55

Feb. 5	Brooklyn Army Base (H)	W 59-50 (OT)
Feb. 12	St. Joseph's (N) [2]	W 41-36
Feb. 17	Temple (MSG) [1]	L 44-47
Feb. 19	Canisius (A) [3]	L 43-48 (2OT)
Feb. 23	NYU (MSG) [1]	W 50-40
Mar. 3	Yeshiva (H)	W 61-36
Mar. 8	Brooklyn (MSG) [1]	W 55-42
Mar. 16	Bowling Green (MSG) +	W 44-40
Mar. 22	Kentucky (MSG) +	W 48-45
Mar. 24	DePaul (MSG) +	W 47-39
Mar. 30	Utah (MSG) *	L 36-44

[1] Played at Madison Square Garden, New York, N.Y.
[2] Played at Convention Hall, Philadelphia, Pa.
[3] Played at Buffalo (N.Y.) Memorial Auditorium
+ National Invitation Tournament, Madison Square Garden, New York, N.Y. (Kotsors MVP)
* Red Cross Benefit Game against NCAA champion, Madison Square Garden, New York, N.Y.

1944-1945 RECORD: 21-3 COACH: JOE LAPCHICK

Dec. 2	Alumni (H)	W 47-30
Dec. 5	Montclair State (H)	W 49-23
Dec. 8	Camp Shanks (H)	W 53-36
Dec. 13	Utah (MSG) [1]	W 39-36
Dec. 19	West Point Field Artillery (H)	W 53-45
Dec. 23	Puerto Rico (MSG) [1]	W 41-35
Dec. 30	Dartmouth (MSG) [1]	W 53-38
Jan. 3	CCNY (MSG) [1]	L 41-42
Jan. 6	Rhode Island State (MSG) [1]	W 66-58
Jan. 13	Temple (N) [2]	W 43-41 (OT)
Jan. 16	Akron (MSG) [1]	W 48-42
Jan. 20	Syracuse (N) [3]	W 58-35
Jan. 31	Fordham (H)	W 71-35
Feb. 3	St. Joseph's (N) [2]	W 52-36
Feb. 9	Rider (H)	W 48-39
Feb. 14	Army (A)	L 39-56
Feb. 17	Brooklyn (A)	W 63-27
Feb. 21	NYU (MSG) [1]	W 34-30
Mar. 1	Cathedral (H)	W 58-34
Mar. 3	Ellis Island Coast Guard (H)W 51-46	
Mar. 7	St. Francis (MSG) [1]	W 69-35
Mar. 19	Muhlenberg (MSG) +	W 34-33
Mar. 21	Bowling Green (MSG) +	L 44-57
Mar. 26	Rhode Island State (MSG) +W 64-57	

[1] Played at Madison Square Garden, New York, N.Y.
[2] Played at Convention Hall, Philadelphia, Pa.
[3] Played at Buffalo (N.Y.) Memorial Auditorium
+ National Invitation Tournament, Madison Square Garden, New York, N.Y.

1945-1946 RECORD: 17-6 COACH: JOE LAPCHICK

Dec. 1	Alumni (H)	W 56-35
Dec. 5	W. Michigan (MSG) [1]	L 57-60 (OT)
Dec. 7	Cathedral (H)	W 55-19
Dec. 12	Utah (MSG) [1]	W 46-45 (OT)
Dec. 15	Rhode Island State (MSG) [1]	W 51-37
Dec. 22	Ohio University (MSG) [1]	W 67-33
Dec. 29	Kentucky (MSG) [1]	L 59-73
Jan. 5	St. Joseph's (MSG) [1]	W 59-40
Jan. 9	CCNY (MSG) [1]	W 75-50
Jan. 12	St. Joseph's (N) [2]	W 62-30
Jan. 16	Syracuse (MSG) [1]	L 43-52
Jan. 19	Niagara (N) [3]	W 80-39
Jan. 23	Rider (H)	W 75-39
Jan. 26	Temple (N) [2]	W 57-52
Feb. 2	Wagner (H)	W 63-33
Feb. 7	Boston College (N) [4]	W 69-44
Feb. 11	Temple (MSG) [1]	L 51-55
Feb. 16	Fordham (A)	W 49-29
Feb. 20	NYU (MSG) [1]	L 54-58 (OT)
Feb. 25	Manhattan (MSG) [1]	W 56-30
Mar. 2	Brooklyn (H)	W 54-41
Mar. 7	St. Francis (MSG) [1]	W 48-39
Mar. 14	West Virginia (MSG) +	L 58-70

[1] Played at Madison Square Garden, New York, N.Y.
[2] Played at Convention Hall, Philadelphia, Pa.
[3] Played at Buffalo (N.Y.) Memorial Auditorium
[4] Played at Boston (Mass.) Garden
+ National Invitation Tournament, Madison Square Garden, New York, N.Y.

1946-1947 RECORD: 16-7 COACH: JOE LAPCHICK

Nov. 30	Alumni (H)	W 70-36
Dec. 5	Georgia (MSG) [1]	W 66-43
Dec. 10	Nevada (MSG) [1]	L 49-55
Dec. 14	Loyola (Ill.) (MSG) [1]	W 58-43
Dec. 18	Iona (H)	W 71-49
Dec. 21	Kentucky (MSG) [1]	L 50-70
Dec. 28	Utah (MSG) [1]	L 48-62
Jan. 4	Rhode Island State (MSG) [1]	W 50-54
Jan. 7	CCNY (MSG) [1]	W 56-41
Jan. 11	Manhattan (MSG) [1]	W 55-41
Jan. 16	Temple (MSG) [1]	W 64-50
Jan. 21	Western Kentucky (MSG) [1]	L 54-61
Feb. 1	St. Joseph's (N) [2]	L 48-55
Feb. 5	Rider (H)	W 70-39
Feb. 8	U.S.M.M.A. (H)	W 80-43
Feb. 12	Fordham (H)	W 60-36
Feb. 15	Niagara (N) [3-4]	W 46-36
Feb. 20	Hawaii (MSG) [1]	W 80-37
Feb. 27	Indiana State (MSG) [1]	W 62-58
Mar. 4	NYU (MSG) [1]	W 57-56
Mar. 8	Brooklyn (A)	W 82-52
Mar. 11	St. Francis (MSG) [1]	W 71-52
Mar. 15	N.C. State (MSG) +	L 55-61

[1] Played at Madison Square Garden, New York, N.Y.
[2] Played at Convention Hall, Philadelphia, Pa.
[3] Played at Buffalo (N.Y.) Memorial Auditorium
[4] Boycott breaks 1,000 career points
+ National Invitation Tournament, Madison Square Garden, New York, N.Y.

1947-1948 RECORD: 12-11 COACH: FRANK MCGUIRE

Nov. 28	Alumni (H)	W 72-54
Dec. 4	Denver (MSG) [1]	L 52-54
Dec. 9	Loyola (Ill.) (MSG) [1]	L 43-61
Dec. 13	Georgetown (MSG) [1]	L 58-61 (OT)
Dec. 17	Iona (H)	W 66-46
Dec. 20	N.C. State (MSG) [1]	L 56-76
Dec. 23	Kentucky (MSG) [1]	L 40-52
Dec. 30	Utah (MSG) [1]	W 49-44
Jan. 3	Rhode Island State (MSG) [1]	W 59-63
Jan. 6	CCNY (MSG) [1]	W 38-34
Jan. 10	St. Joseph's (MSG) [1]	W 56-51
Jan. 15	DePaul (MSG) [1]	L 66-69 (2OT)
Jan. 23	U.S.M.M.A. (H)	W 71-46
Jan. 21	Temple (N) [2]	L 50-51
Feb. 3	Brooklyn (N) [3]	W 62-46
Feb. 6	Manhattan (N) [4]	W 49-40
Feb. 12	Fordham (N) [4]	L 44-51
Feb. 14	Canisius (A) [5]	W 41-38
Feb. 19	Niagara (MSG) [1]	W 57-48
Feb. 23	NYU (MSG) [1]	L 54-59
Feb. 27	Rider (H)	W 72-56
Mar. 5	St. Francis (N) [4]	L 50-51
Mar. 6	Iona (N) [6]	W 57-55 (OT)

[1] Played at Madison Square Garden, New York, N.Y.
[2] Played at Convention Hall, Philadelphia, Pa.
[3] Played at 14th Rgt. Army, New York, N.Y.
[4] Played at 69th Rgt. Army, New York, N.Y.
[5] Played at Buffalo (N.Y.) Memorial Auditorium
[6] Catholic War Relief Charity, Fordham Gym, Bronx, N.Y.

1948-1949 RECORD: 15-9 COACH: FRANK MCGUIRE

Nov. 23	Ft. Monmouth (H)	W 93-27
Nov. 26	John Marshall (H)	W 85-53
Dec. 2	Tennessee (MSG) [1]	W 67-45
Dec. 6	Denver (MSG) [1]	W 55-53 (OT)
Dec. 11	Rhode Island State (MSG) [1]	W 67-50
Dec. 19	Kentucky (MSG) [1]	L 30-57
Dec. 21	Iowa State (MSG) [1]	W 71-47
Dec. 28	Utah (MSG) [1]	L 57-66
Jan. 4	CCNY (MSG) [1]	L 56-58 (OT)
Jan. 8	Loyola (Ill.) (MSG) [1]	L 55-58
Jan. 13	Temple (MSG) [1]	L 79-81 (OT)
Jan. 18	DePaul (MSG) [1]	L 58-61
Jan. 22	U.S.M.M.A. (H)	W 91-42
Jan. 29	St. Joseph's (N) [2]	W 62-45
Feb. 5	Georgetown (A) [3]	W 65-54
Feb. 9	Canisius (MSG) [1]	L 48-59
Feb. 12	Niagara (N) [4]	L 55-59
Feb. 15	Manhattan (N) [5]	W 53-46
Feb. 18	Fordham (N) [5]	W 67-48
Feb. 24	NYU (MSG) [1]	W 71-64
Feb. 26	Brooklyn (N) [5]	W 64-55
Mar. 1	Hofstra (A)	W 61-49
Mar. 4	St. Francis (A) [6]	W 57-43
Mar. 12	Bowling Green (MSG) +	L 64-77

[1] Played at Madison Square Garden, New York, N.Y.
[2] Played at Convention Hall, Philadelphia, Pa.
[3] Played at Washington, D.C. National Armory
[4] Played at Buffalo (N.Y.) Memorial Auditorium
[5] Played at 69th Rgt. Army, New York, N.Y.
[6] Played at 14th Rgt. Army, Brooklyn, N.Y.
+ National Invitation Tournament, Madison Square Garden, New York, N.Y.

1949-1950 RECORD: 24-5 COACH: FRANK MCGUIRE

Nov. 23	Arnold (H)	W 56-47
Nov. 25	John Marshall (H)	W 97-71
Nov. 28	Virginia Tech (H)	W 84-52
Nov. 30	Pratt (H)	W 73-46
Dec. 3	Ft. Monmouth (H)	W 96-50
Dec. 6	Louisiana State (MSG) [1]	W 80-49
Dec. 10	Rhode Island State (MSG) [1]	W 75-54
Dec. 15	Kentucky (MSG) [1]	W 69-58
Dec. 19	Washington State (MSG) [1]	W 67-44
Dec. 22	San Francisco (MSG) [1]	W 60-44
Dec. 27	Utah (MSG) [1]	W 51-50 (OT)
Dec. 30	Wagner (H)	W 70-52
Jan. 3	CCNY (MSG) [1]	L 52-54
Jan. 7	St. Joseph's (MSG) [1]	W 76-58
Jan. 13	Georgetown (N) [2]	W 67-66
Jan. 17	DePaul (MSG) [1]	L 68-74
Jan. 20	U.S.M.M.A. (A)	W 85-47
Jan. 26	St. Francis (H)	W 65-46
Jan. 31	Manhattan (N) [2]	W 82-52
Feb. 4	Temple (N) [3]	W 75-61
Feb. 9	Canisius (MSG) [1]	W 62-50
Feb. 11	Niagara (N) [4]	W 72-63
Feb. 17	Fordham (N) [2]	L 64-70 (OT)
Feb. 21	NYU (MSG) [1]	W 66-60
Feb. 24	Brooklyn (N) [2]	L 66-67
Mar. 3	St. Peter's (H)	W 105-61
Mar. 13	Western Kentucky (MSG) +W 69-60	
Mar. 16	Bradley (MSG) +	L 72-83
Mar. 18	Duquesne (MSG) +	W 69-67 (OT)

[1] Played at Madison Square Garden, New York, N.Y.
[2] Played at 69th Rgt. Army, New York, N.Y.
[3] Played at Convention Hall, Philadelphia, Pa.
[4] Played at Buffalo (N.Y.) Memorial Auditorium
+ National Invitation Tournament, Madison Square Garden, New York, N.Y.

1950-1951

RECORD: 26-5

COACH: FRANK MCGUIRE

Nov. 22 Pratt (H)	W 90-39
Nov. 29 Arnold (H)	W 99-60
Dec. 2 William & Mary (MSG) [1]	W 63-47
Dec. 7 Southern Methodist (MSG) [1]	W 76-72
Dec. 12 Kansas (MSG) [1]	L 51-52
Dec. 16 Holy Cross (MSG) [1]	W 51-49
Dec. 19 Utah (MSG) [1]	W 67-66
Dec. 23 Kentucky (MSG) [1]	L 37-43
Dec. 26 Temple (MSG) [1]	W 90-68
Dec. 30 San Francisco (MSG) [1]	W 67-47
Jan. 2 CCNY (MSG) [1]	W 47-44
Jan. 6 Syracuse (MSG) [1]	W 63-53
Jan. 11 Bradley (MSG) [1]	W 68-59
Jan. 20 Brooklyn (N) [2]	W 63-37
Jan. 27 St. Joseph's (N) [3]	W 92-71
Jan. 30 Manhattan (N) [2]	W 46-39
Feb. 2 St. Francis (A) [4]	W 44-38
Feb. 6 U.S.M.M.A. (H)	W 86-52
Feb. 8 John Carroll (A) [5]	W 68-61
Feb. 10 Canisius (A) [6]	W 57-49
Feb. 15 Niagara (MSG) [1]	L 75-77
Feb. 17 St. Peter's (N) [7]	W 69-53
Feb. 20 NYU (MSG) [1]	W 61-52
Feb. 28 Fordham (N) [2] 223	W 73-63
Mar. 2 Rider (H)	W 65-46
Mar. 12 St. Bonaventure (MSG) [+]	W 60-58
Mar. 15 Dayton (MSG) +	L 62-69 (OT)
Mar. 17 Seton Hall (MSG) +	W 70-68 (2OT)
Mar. 20 Connecticut (MSG)	W 62-52
Mar. 22 Kentucky (MSG)	L 43-59
Mar. 24 North Carolina State (MSG) W 71-59	

- [1] Played at Madison Square Garden, New York, N.Y.
- [2] Played at 69th Rgt. Army, New York, N.Y.
- [3] Played at Convention Hall, Philadelphia, Pa.
- [4] Played at 14th Rgt. Army, Brooklyn, N.Y.
- [5] Zawoluk breaks 1,000; Played at Cleveland (Ohio) Arena
- [6] Played at Buffalo, N.Y., Memorial Auditorium
- [7] Played at Dickenson's H.S., Jersey City, N.J.
- + National Invitation Tournament, Madison Square Garden, New York, N.Y.
- * NCAA eastern Regional, Madison Square Garden, New York, N.Y.

1951-1952

RECORD: 25-6

COACH: FRANK MCGUIRE

Nov. 28 Arnold (H)	W 93-33
Dec. 6 Brigham Young (MSG) [1]	W 66-52
Dec. 8 Wash & Jefferson (MSG) [1]	W 69-67
Dec. 12 Niagara (A)	W 63-47
Dec. 15 Rhode Island (MSG) [1]	W 82-62
Dec. 17 Kentucky (A)	L 40-81
Dec. 22 Vanderbilt (MSG) [1]	W 69-54
Dec. 27 Utah (MSG) [1]	W 69-57
Dec. 29 Dayton (MSG) [1]	W 62-60
Jan. 5 St. Joseph's (MSG) [1]	W 59-57
Jan. 10 Loyola (Ill.) (MSG) [1]	L 64-68
Jan. 12 CCNY (N) [2]	W 71-46
Jan. 15 Manhattan (MSG) [1]	W 63-53
Jan. 19 St. Francis (N) [2]	W 54-36
Jan. 26 Temple (N) [3]	W 54-44
Jan. 30 Fordham (N) [2]	W 69-56
Feb. 2 Indiana (A)	W 65-55
Feb. 4 Purdue (A)	W 64-53
Feb. 9 Niagara (N) [4]	W 59-55
Feb. 14 St. Bonaventure (MSG)	W 59-56
Feb. 19 U.S.M.M.A. (A) [5]	W 87-45
Feb. 21 Cincinnati (MSG) [1]	W 76-64
Feb. 25 Holy Cross (N) [6]	L 70-75
Feb. 28 NYU (MSG) [1]	W 78-75
Mar. 4 Brooklyn (H)	W 64-51
Mar. 10 La Salle (MSG) +	L 45-51
Mar. 21 North Carolina State (A) *	W 60-49
Mar. 22 Kentucky (N) *	W 64-57
Mar. 25 Illinois (N) \$	W 61-59
Mar. 26 Kansas (N) \$	L 63-80
Mar. 29 La Salle (MSG) #	L 62-71

- [1] Played at Madison Square Garden, New York, N.Y.
- [2] Played at 69th Rgt. Army, New York, N.Y.
- [3] Played at Philadelphia (Pa.) Convention Hall

- [4] Played at Buffalo (N.Y.) Memorial Auditorium
- [5] McMahon breaks 1,000
- [6] Played at Boston (Mass.) Garden
- + National Invitation Tournament, Madison Square Garden, New York, N.Y.
- * NCAA Eastern Regional, Reynolds Coliseum, Raleigh, N.C.
- \$ NCAA Finals, Edmundson Arena, University of Washington, Seattle, Wash.
- # Olympic Tryouts, Madison Square Garden, New York, N.Y.

1952-1953

RECORD: 17-6

COACH: ALFRED "DUSTY" DESTEFANO

Dec. 5 Roanoke (H)	W 72-55
Dec. 9 Arnold (H)	W 83-70
Dec. 13 Rhode Island (MSG) [1]	L 72-74
Dec. 20 Holy Cross (MSG) [1]	L 62-81
Dec. 23 N.C. State (MSG) [1]	W 67-56
Dec. 27 Miami (Ohio) (MSG) +	L 65-68
Dec. 29 NYU (MSG) +	L 63-77
Jan. 3 Syracuse (MSG) [1]	W 97-84
Jan. 7 St. Francis (A) [2]	W 68-54
Jan. 10 Loyola (Ill.) (MSG) [1]	W 75-56
Jan. 16 Brooklyn (A)	W 76-59
Jan. 29 Fordham (N) [3]	W 62-56
Jan. 31 St. Joseph's (N) [4]	W 64-62 (OT)
Feb. 5 Manhattan (MSG) [1]	L 52-60
Feb. 9 CCNY (H)	W 72-64
Feb. 12 Westminster (MSG) [1]	W 69-68
Feb. 16 Wagner (H)	W 71-59
Feb. 19 Brooklyn (MSG) [1]	W 60-56
Feb. 26 NYU (MSG) [1]	W 66-61
Mar. 7 St. Louis (MSG) *	W 81-66
Mar. 9 La Salle (MSG) *	W 75-74
Mar. 12 Duquesne (MSG) *	W 64-55
Mar. 14 Seton Hall (MSG) *	L 46-58

- [1] Played at Madison Square Garden, New York, N.Y.
- [2] Played at 1st Corp. Army, Brooklyn, N.Y.
- + ECAC Holiday Festival, Madison Square Garden, New York, N.Y.
- [3] Played at 69th Rgt. Army, New York, N.Y.
- [4] Played at Convention Hall, Philadelphia, Pa.
- * National Invitation Tournament, Madison Square Garden, New York, N.Y.

1953-1954

RECORD: 9-11

COACH: ALFRED "DUSTY" DESTEFANO

Dec. 1 Roanoke (H)	W 70-65
Dec. 3 Lafayette (MSG) [1]	W 66-61
Dec. 11 Fairfield (H)	W 75-53
Dec. 17 Rice (MSG) [1]	L 81-85
Dec. 22 Santa Clara (MSG) [1]	L 60-62
Dec. 26 Niagara (MSG) +	L 69-70
Dec. 28 St. Louis (MSG) +	L 47-77
Jan. 5 West Virginia (MSG) [1]	W 87-74
Jan. 9 St. Joseph's (MSG) [1]	W 69-66
Jan. 16 Brooklyn (H)	W 87-75
Jan. 28 St. Francis (H)	L 48-67
Jan. 30 North Carolina State (A)	L 61-84
Feb. 3 Wagner (H)	L 51-59
Feb. 5 Holy Cross (N) [2]	L 58-78
Feb. 11 Richmond (MSG) [1]	W 62-59
Feb. 13 Niagara (N) [3]	L 64-67
Feb. 18 Manhattan (MSG) [1]	L 79-87 (2OT)
Feb. 20 Temple (N)	W 72-67
Feb. 22 CCNY (A)	L 60-64 (OT)
Feb. 25 NYU (MSG) [1]	W 66-62

- [1] Played at Madison Square Garden, New York, N.Y.
- + ECAC Holiday Festival, Madison Square Garden, New York, N.Y.
- [2] Played at Boston (Mass.) Garden
- [3] Played at Buffalo (N.Y.) Memorial Auditorium
- [4] Played at Convention Hall, Philadelphia, Pa.

1954-1955

RECORD: 11-9

COACH: ALFRED "DUSTY" DESTEFANO

Dec. 3 Roanoke (H)	W 76-53
Dec. 7 Fairfield (H)	W 83-56
Dec. 11 Holy Cross (MSG) [1]	W 93-73
Dec. 16 Temple (MSG) [1]	L 69-77
Dec. 21 N.C. State (MSG) [1]	L 75-76 (OT)
Dec. 27 Dayton (MSG) +	L 56-70
Dec. 29 Villanova (MSG) +	W 89-77
Dec. 31 Niagara (MSG) +	L 70-79
Jan. 7 St. Francis (A) [2]	W 80-71
Jan. 15 Brooklyn (A)	W 90-59
Jan. 22 Wagner (A)	W 77-60
Jan. 29 St. Louis (A)	L 70-88
Jan. 31 Ohio State (A)	L 61-67
Feb. 3 Manhattan (MSG) [1]	L 61-88
Feb. 8 Fordham (A)	W 64-56
Feb. 17 Niagara (MSG) [1]	L 62-82
Feb. 19 St. Joseph's (N) [3]	L 63-71
Feb. 22 CCNY (H)	W 83-41
Feb. 24 NYU (MSG) [1]	W 66-50
Feb. 26 Hofstra (A)	W 86-53

- [1] Played at Madison Square Garden, New York, N.Y.
- [2] Played at 1st Corp. Army, Brooklyn, N.Y.
- + ECAC Holiday Festival, Madison Square Garden, New York, N.Y.
- [3] Played at Convention Hall, Philadelphia, Pa.

1955-1956

RECORD: 12-12

COACH: ALFRED "DUSTY" DESTEFANO

Dec. 7 Roanoke (H)	W 89-62
Dec. 10 St. Louis (MSG) [1]	L 80-88
Dec. 17 Alabama (MSG) [1]	W 87-79
Dec. 26 UCLA (MSG) +	L 86-93
Dec. 28 Fordham (MSG) +	W 97-85
Dec. 30 La Salle (MSG) +	L 76-85
Jan. 4 Rhode Island (A)	W 86-81
Jan. 5 Providence (A)	W 79-59
Jan. 14 Brooklyn (H)	W 100-93
Jan. 21 St. Francis (N) [2]	L 73-76
Jan. 28 North Carolina State (A)	L 70-82
Feb. 2 Cincinnati (MSG) [1]	L 78-93
Feb. 4 Siena (A) [3]	W 71-56
Feb. 7 U.S.M.M.A. (A)	W 102-78
Feb. 9 Manhattan (MSG) [1]	L 81-83
Feb. 11 Niagara (A)	L 64-73
Feb. 14 Wagner (H)	L 90-92
Feb. 16 West Virginia (MSG) [1]	L 75-82
Feb. 18 Hofstra (A)	W 64-57
Feb. 23 Pittsburgh (MSG) [1]	W 81-76
Feb. 25 Fordham (N) [2]	L 59-82
Mar. 1 NYU (MSG) [1]	W 75-66
Mar. 3 CCNY (A)	W 77-69
Mar. 7 Temple (N) [4]	L 66-71

- [1] Played at Madison Square Garden, New York, N.Y.
- [2] Played at 69th Rgt. Army, New York, N.Y.
- + ECAC Holiday Festival, Madison Square Garden, New York, N.Y.
- [3] Played at Albany Armory, Albany, N.Y.
- [4] Played at Palestra, University of Pennsylvania, Philadelphia, Pa.

1956-1957

RECORD: 14-9

COACH: JOE LAPCHICK

Dec. 6 U.S.M.M.A. (A)	W 96-48
Dec. 8 Roanoke (H) [1]	W 103-65
Dec. 11 Hofstra (A)	W 59-44
Dec. 15 Rhode Island (MSG) [2]	W 115-70
Dec. 22 Utah (MSG) [2]	L 71-79
Dec. 26 Brigham Young (MSG) +	L 75-89
Dec. 28 Villanova (MSG) +	W 76-64
Dec. 29 Fordham (MSG) +	W 75-72
Jan. 3 Bradley (A)	L 78-97
Jan. 5 St. Louis (A)	L 77-82
Jan. 19 St. Francis (A) [3]	W 68-66
Jan. 26 Wagner (A)	W 55-54
Jan. 31 Pittsburgh (A)	W 78-70
Feb. 1 West Virginia (A) [4]	L 72-105
Feb. 7 Geo. Washington (MSG) [2]	W 63-62
Feb. 9 Brooklyn (A)	W 84-49
Feb. 12 St. Joseph's (N) [5]	L 63-75
Feb. 14 Niagara (MSG) [2]	W 71-67
Feb. 21 Temple (MSG) [2]	L 73-80
Feb. 23 Fordham (A)	L 77-83
Feb. 28 Manhattan (MSG) [2]	W 61-59 (3OT)
Mar. 2 CCNY (H) [6 & 7]	W 88-71
Mar. 7 NYU (MSG) [2]	L 55-67

- [1] Last game at DeGray Gymnasium
- [2] Played at Madison Square Garden, New York, N.Y.
- [3] Played at 1st Corp. Army, Brooklyn, N.Y.
- + ECAC Holiday Festival, Madison Square Garden, New York, N.Y.
- [4] Parent breaks 1,000 points
- [5] Played at Palestra, University of Pennsylvania, Philadelphia, Pa.
- [6] Played at Martin Van Buren HS, Queens, N.Y.
- [7] Duckett breaks 1,000 points

1957-1958

RECORD: 18-8

COACH: JOE LAPCHICK

Dec. 5 Roanoke (H) [1]	W 86-62
Dec. 7 St. Joseph's (MSG) [2]	W 65-58
Dec. 9 Bridgeport (A)	W 78-66
Dec. 12 Washington & Lee (MSG) [2]	W 85-73
Dec. 17 Hunter (A)	W 87-61
Dec. 21 Rice (MSG) [2]	W 80-67
Jan. 4 Geo. Washington (MSG) [2]	W 83-67
Jan. 7 Rhode Island (A)	W 83-64
Jan. 25 St. Francis (N) [3]	W 65-53
Jan. 20 Pittsburgh (A)	L 73-86
Feb. 1 Temple (N) [4]	L 58-81
Feb. 4 Brooklyn (H) [1]	W 91-77
Feb. 6 West Virginia (MSG) [2]	L 78-87
Feb. 8 Niagara (A)	L 66-77
Feb. 11 Hofstra (A)	W 73-56
Feb. 13 Manhattan (MSG) [2]	W 77-66
Feb. 15 Providence (A)	L 50-53
Feb. 20 St. Louis (MSG) [2]	L 92-105
Feb. 22 Fordham (N) [3]	W 82-74
Feb. 25 Richmond (A)	W 73-67
Mar. 1 CCNY (A)	W 69-55
Mar. 6 NYU (MSG) [2]	W 71-58
Mar. 13 Butler (MSG) +	W 76-68
Mar. 15 Utah (MSG) +	W 71-70
Mar. 20 Dayton (MSG) +	L 56-80
Mar. 22 St. Bonaventure (MSG) +	L 69-84

- [1] Played at Martin Van Buren HS, Queens, N.Y.
- [2] Played at Madison Square Garden, New York, N.Y.
- [3] Played at 69th Rgt. Army, New York, N.Y.
- [4] Played at Palestra, University of Pennsylvania, Philadelphia, Pa.
- + National Invitation Tournament, Madison Square Garden, New York, N.Y.

1958-1959
RECORD: 20-6
COACH: JOE LAPCHICK

Dec. 4	Providence (MSG) [1]	W 73-55
Dec. 8	Bridgeport (H) [2]	W 98-56
Dec. 10	Brooklyn (A)	W 93-68
Dec. 13	Bradley (MSG) [1]	L 66-71
Dec. 15	Hunter (H) [2]	W 91-52
Dec. 20	Virginia (MSG) [1]	W 90-71
Dec. 26	Holy Cross (MSG) +	W 77-63
Dec. 27	Dayton (MSG) +	W 76-63
Dec. 29	St. Joseph's (MSG) +	W 90-79
Jan. 3	Temple [1 & 3]	W 81-76
Jan. 10	George Washington (A)	W 86-85
Jan. 17	St. Joseph's (N) [4]	W 97-72
Jan. 24	St. Francis (N) [5]	W 91-44
Jan. 29	St. Louis (A)	L 68-72
Jan. 31	Loyola (Ill.) (N) [6]	L 85-95 (2OT)
Feb. 2	Notre Dame (A)	L 70-72
Feb. 5	Richmond (MSG) [1]	W 85-76
Feb. 14	Fordham (A)	L 77-79 (OT)
Feb. 19	Niagara (MSG) [1]	W 87-78
Feb. 26	Manhattan (MSG) [1]	L 65-70
Feb. 28	CCNY (H) [2]	W 82-64
Mar. 5	NYU (MSG) [1]	W 57-55
Mar. 12	Villanova (MSG) *	W 75-67
Mar. 14	St. Bonaventure (MSG) *	W 82-74
Mar. 19	Providence (MSG) *	W 76-55
Mar. 21	Bradley (MSG) *	W 76-71 (2OT)

- [1] Played at Madison Square Garden, New York, N.Y.
 [2] Played at Martin Van Buren H.S., Queens, N.Y.
 [3] Seiden breaks 1,000
 [4] Played at Palestra, University of Pennsylvania, Philadelphia, Pa.
 + ECAC Holiday Festival, Madison Square Garden, New York, N.Y. (Jackson MVP)
 [5] Played at 69th Rgt. Army, New York, N.Y.
 [6] Played at Chicago (Ill.) Stadium
 * National Invitation Tournament, Madison Square Garden, New York, N.Y.

1959-1960
RECORD: 17-8
COACH: JOE LAPCHICK

Dec. 1	Bridgeport (A)	W 90-66
Dec. 3	St. Louis (MSG) [1]	L 67-76
Dec. 7	Fairleigh Dickinson (H) [2]	W 101-80
Dec. 11	Pittsburgh (A) +	L 73-74
Dec. 12	William & Mary (N) +	W 77-65
Dec. 15	Brooklyn (H)	W 88-49
Dec. 19	Providence (MSG) [1]	W 67-64 (OT)
Dec. 26	Iowa (MSG) *	L 84-91
Dec. 28	Dartmouth (MSG) *	W 73-66
Dec. 30	St. Bonaventure (MSG) *	L 78-95
Jan. 7	St. Joseph's (MSG) [1]	L 77-82
Jan. 15	George Washington (N) [3]	W 87-78
Jan. 23	Army (A)	W 78-64
Jan. 28	Marquette (A)	W 69-63
Jan. 30	Loyola (Ill.) (A)	W 74-59
Feb. 4	Syracuse (MSG) [1]	W 85-68
Feb. 6	Niagara (A)	W 79-71
Feb. 11	West Virginia (MSG) [1]	W 79-73
Feb. 13	Fordham (N) [3]	W 83-64
Feb. 15	CCNY (A)	W 93-67
Feb. 20	St. Francis (N) [3]	W 86-61
Feb. 25	Manhattan (MSG) [1]	W 80-63
Feb. 27	Temple (N) [4-5]	L 63-68 (OT)
Mar. 3	NYU (MSG) [1]	L 67-74
Mar. 15	St. Bonaventure #	L 71-106

- [1] Played in Madison Square Garden, New York, N.Y.
 [2] Played at Martin Van Buren H.S., Queens, N.Y.
 [3] Played at 69th Rgt. Army, New York, N.Y.
 + Steel Bowl Tournament, University of Pittsburgh, Pittsburgh, Pa.
 * ECAC Holiday Festival, Madison Square Garden, New York, N.Y.
 [4] Played at Palestra, Univ. of Pennsylvania, Philadelphia, Pa.
 [5] Jackson breaks 1,000
 # National Invitation Tournament, Madison Square Garden, New York, N.Y.

1960-1961
RECORD: 20-5
COACH: JOE LAPCHICK

Dec. 3	Army (MSG) [1]	W 69-49
Dec. 7	Bridgeport (H) [2]	W 109-59
Dec. 9	Kansas (MSG) [1]	W 66-54
Dec. 16	Ohio University (MSG) [1]	W 78-50
Dec. 20	Pittsburgh (A)	W 87-56
Dec. 22	Gonzaga (N) [3]	W 97-69
Dec. 27	Providence (MSG) +	W 76-54
Dec. 29	Ohio State (MSG) +	L 65-70
Dec. 31	Utah (MSG) +	W 73-65
Jan. 6	Temple (MSG) [1]	W 81-60
Jan. 11	St. Joseph's (N) [4]	L 71-74
Jan. 14	St. Francis (N) [5]	W 67-51
Jan. 27	St. Louis (A)	L 57-60
Jan. 30	Creighton (N) [3]	W 84-75
Feb. 2	Notre Dame (A)	L 63-64
Feb. 7	Loyola (Ill.) (N) [3]	W 98-74
Feb. 11	Syracuse (A)	W 95-60
Feb. 14	George Washington (A)	W 98-80
Feb. 18	Niagara (N) [5]	W 84-64
Feb. 23	Marquette (MSG) [1]	W 85-69
Feb. 25	Fordham (A)	W 80-66
Mar. 2	Rhode Island (A)	W 86-74
Mar. 4	Manhattan (MSG) [1]	W 87-68
Mar. 9	NYU (MSG) [1]	W 76-64
Mar. 14	Wake Forest (MSG) *	L 74-97

- [1] Played at Madison Square Garden, New York, N.Y.
 [2] Played at Martin Van Buren H.S., Queens, N.Y.
 [3] Played at Fordham Univ., Bronx, N.Y.
 [4] Played at Palestra, University of Pennsylvania, Philadelphia, Pa.
 + ECAC Holiday Festival, Madison Square Garden, New York, N.Y.
 [5] Played at Queens College, Queens, N.Y.
 * NCAA Tournament, Madison Square Garden, New York, N.Y.

1961-1962
RECORD: 21-5
COACH: JOE LAPCHICK

Dec. 6	George Washington (H) [1]	W 79-65
Dec. 12	Oklahoma (H)	W 68-49
Dec. 15	Kansas (A) [2]	W 64-59
Dec. 16	Kansas St. (A) [2]	L 50-63
Dec. 20	St. Joseph's (H)	W 92-64
Dec. 26	Cincinnati (MSG) +	L 68-97
Dec. 28	Dartmouth (MSG) +	W 71-40
Dec. 30	NYU (MSG) +	W 77-58
Jan. 4	Temple (N) [3]	L 51-52
Jan. 6	Syracuse (H)	W 84-55
Jan. 8	Bridgeport (A)	W 108-84
Jan. 13	Creighton (H)	W 72-52
Jan. 20	St. Francis (H)	W 92-54
Jan. 23	Canisius (H) [4]	W 81-68
Jan. 27	Loyola (Ill.) (N) [5]	L 82-92
Feb. 3	Army (A)	W 78-72 (2OT)
Feb. 3	Army (A)	W 57-51
Feb. 8	Villanova (MSG) [6]	W 79-66
Feb. 10	Niagara (A)	W 67-66 (2OT)
Feb. 24	Fordham (H)	W 76-60
Mar. 3	Marquette (H)	W 71-69
Mar. 8	Manhattan (MSG) [6]	W 88-64
Mar. 10	New York University (H)	W 70-58
Mar. 20	Holy Cross (MSG) *	W 80-74
Mar. 22	Duquesne (MSG) *	W 75-65
Mar. 24	Dayton (MSG) *	L 67-75

- [1] First game at Alumni Hall
 [2] Sunflower Doubleheader at Kansas & Kansas State
 [3] Played at Palestra, Univ. of Pennsylvania, Philadelphia, Pa.
 + ECAC Holiday Festival, Madison Square Garden, New York, N.Y.
 [4] Ellis breaks 1,000
 [5] Played at Chicago (Ill.) Stadium
 [6] Played at Madison Square Garden, New York, N.Y.
 * National Invitation Tournament, Madison Square Garden, New York, N.Y.

1962-1963
RECORD: 9-15
COACH: JOE LAPCHICK

Dec. 4	Bridgeport (H)	W 75-42
Dec. 7	Creighton (A)	L 34-52
Dec. 8	Oklahoma (A)	L 65-84
Dec. 15	St. Louis (H)	W 54-48
Dec. 18	St. Joseph's (N) [1]	L 56-61
Dec. 21	Rhode Island (H)	L 57-65
Dec. 27	Temple (H)	L 51-64
Jan. 3	Miami (Fla.) (H)	L 59-67
Jan. 5	Canisius (A) [2]	L 49-52
Jan. 19	St. Francis (H)	W 53-52
Jan. 26	Wisconsin (A)	L 52-85
Jan. 28	Marquette (A)	L 47-51
Jan. 31	Bowling Green (MSG) [3]	L 55-63
Feb. 2	Army (H)	W 47-42
Feb. 9	Notre Dame (H)	W 57-52
Feb. 12	George Washington (AW) 42-41 (OT)	
Feb. 13	Villanova (A)	L 32-52
Feb. 16	Niagara (H)	L 49-53
Feb. 18	Loyola (Ill.) (H)	L 47-70
Feb. 23	Fordham (A)	L 42-57
Feb. 26	Massachusetts (H)	W 82-73
Mar. 2	Manhattan (H)	W 76-63
Mar. 7	NYU (MSG) [3]	L 47-56
Mar. 9	Syracuse (A)	W 57-48

- [1] Played at Palestra, University of Pennsylvania, Philadelphia, Pa.
 [2] Played at Buffalo (N.Y.) Memorial Auditorium
 [3] Played at Madison Square Garden, New York, N.Y.

1963-1964
RECORD: 14-11
COACH: JOE LAPCHICK

Dec. 3	George Washington (H)	W 82-64
Dec. 6	West Virginia (A) +	L 72-79
Dec. 7	Ohio State (N) +	L 64-66
Dec. 14	Seton Hall (H)	W 69-65
Dec. 17	Ohio University (H)	L 54-58
Dec. 19	Rhode Island (A)	L 65-74
Dec. 26	Utah (MSG) *	L 66-73
Dec. 27	Dayton (MSG) *	W 88-76
Dec. 30	Providence (MSG) *	L 67-72
Jan. 4	Syracuse (H)	W 84-71
Jan. 8	Temple (N) [1]	L 57-72
Jan. 11	Villanova (H)	L 44-55
Jan. 18	St. Francis (H)	W 62-49
Jan. 25	St. Joseph's (H)	L 60-72
Jan. 29	Creighton (H)	W 64-60
Feb. 1	Niagara (A)	W 83-67
Feb. 8	Loyola (Ill.) (H)	W 71-69
Feb. 12	Canisius (H)	W 73-70
Feb. 15	Army (A)	L 64-67
Feb. 17	Notre Dame (A)	L 83-89
Feb. 22	Fordham (H)	W 59-46
Feb. 25	Massachusetts (H)	W 81-67
Feb. 29	Marquette (H)	W 68-60
Mar. 4	Holy Cross (H)	W 83-78
Mar. 7	New York University (H)	W 71-51

- [1] Played at Palestra, University of Pennsylvania, Philadelphia, Pa.
 + Mountaineer Classic, West Virginia University, Morgantown, W.V.
 * ECAC Holiday Festival, Madison Square Garden, New York, N.Y.

1964-1965
RECORD: 21-8
COACH: JOE LAPCHICK

Dec. 5	Temple (H)	W 60-50
Dec. 8	Holy Cross (A) [1]	W 77-74
Dec. 12	Miami (Fla.) (H)	W 79-77
Dec. 15	St. Joseph's (N) [2]	L 56-71
Dec. 19	Notre Dame (H)	W 76-72
Dec. 21	Kansas (H)	L 56-71
Dec. 28	La Salle (MSG) +	W 78-71
Dec. 30	Cincinnati (MSG) +	W 66-64
Jan. 2	Michigan (MSG) +	W 75-74
Jan. 5	George Washington (AW) 72-70 (OT)	
Jan. 9	Loyola (La.) (H)	W 74-54
Jan. 11	Creighton (H)	W 72-66
Jan. 16	Seton Hall (A)	W 76-69
Jan. 23	St. Francis (H)	W 75-61
Jan. 30	Marquette (A)	L 50-78
Feb. 1	Loyola (Ill.) (A)	W 92-87
Feb. 6	Army (A)	L 56-58
Feb. 9	Villanova (H)	L 43-52
Feb. 13	Niagara (H)	W 82-62
Feb. 15	West Virginia (H)	W 80-61
Feb. 20	Fordham (A)	L 46-60
Feb. 23	Massachusetts (N) [3]	W 76-58
Feb. 26	Syracuse (A)	L 59-68
Feb. 27	Canisius (A)	L 75-85
Mar. 4	NYU (MSG) [4]	W 70-66
Mar. 11	Boston College (MSG) *	W 114-92
Mar. 15	New Mexico (MSG) *	W 61-54
Mar. 18	Army (MSG) *	W 67-60
Mar. 20	Villanova (MSG) *	W 55-51

- [1] Played at Worcester (Mass.) Memorial Auditorium
 [2] Played at Palestra, University of Pennsylvania, Philadelphia, Pa.
 + ECAC Holiday Festival, Madison Square Garden, New York, N.Y.
 [3] Ken McIntyre breaks 1,000
 [4] Played at Madison Square Garden, New York, N.Y.
 * National Invitation Tournament, Played at Madison Square Garden, New York, N.Y. (K. McIntyre MVP)

1965-1966
RECORD: 18-8
COACH: LOU CARNESECCA

Dec. 4	Georgetown (A)	W 64-62 (OT)
Dec. 7	George Washington (H)	W 100-62
Dec. 10	Kansas State (N) [1]	W 72-65
Dec. 13	Kansas (N) [2]	L 55-61
Dec. 15	Canisius (H)	W 85-65
Dec. 18	Seton Hall (H)	W 75-64
Dec. 27	Purdue (N) +	L 75-77
Dec. 29	Louisiana State (N) +	W 102-60
Dec. 30	Syracuse (N) [3] +	L 97-113
Jan. 8	Villanova (H)	W 68-63 (OT)
Jan. 12	Syracuse (H)	W 66-65
Jan. 15	St. Francis (H)	W 92-66
Jan. 19	St. Joseph's (H)	W 82-72
Jan. 29	Pittsburgh (H)	W 74-51
Jan. 31	West Virginia (A)	L 72-73
Feb. 5	Niagara (A)	W 85-69
Feb. 9	Temple (N) [4]	W 75-72
Feb. 12	Army (H)	W 53-51
Feb. 14	Creighton (A)	L 67-86
Feb. 15	Notre Dame (A)	W 77-59
Feb. 19	Fordham (H)	W 74-72
Feb. 22	Massachusetts (A)	W 80-73
Mar. 6	Marquette (H)	W 70-68
Mar. 21	Holy Cross (H)	L 60-63
Mar. 5	New York University (H)	L 58-67
Mar. 12	Villanova (MSG) *	L 61-63

- [1] Sunflower Doubleheader, University of Kansas, Lawrence, Kan.
 [2] Sunflower Doubleheader, Kansas State, Manhattan, Kan.
 [3] McIntyre breaks 1,000
 + L.A. Classic Sports Arena, Los Angeles, Calif.
 [4] Played at Palestra, University of Pennsylvania, Philadelphia, Pa.
 * National Invitation Tournament, Madison Square Garden, New York, N.Y.

1966-1967 RECORD: 23-5 COACH: LOU CARNESECCA

Dec. 3 Georgetown (H)	W 70-62
Dec. 8 Holy Cross (A) [1]	W 77-60
Dec. 14 Seton Hall (A) [2]	W 91-58
Dec. 17 Notre Dame (H)	W 65-62
Dec. 19 Kansas (H)	W 68-44
Dec. 26 Northwestern (MSG) +	L 60-62
Dec. 28 Duquesne (MSG) +	W 91-60
Dec. 30 Brigham Young (MSG) +	W 76-73
Jan. 4 George Washington (A) [3]	W 74-58
Jan. 7 Rhode Island (H)	W 57-55
Jan. 11 St. Joseph's (N) [4]	W 96-75
Jan. 14 St. Francis (H)	W 95-71
Jan. 21 Pittsburgh (H)	W 95-66
Jan. 28 Canisius (A)	L 73-75
Feb. 1 Marquette (A)	L 54-71
Feb. 4 Temple (H)	W 65-63
Feb. 7 Villanova (A)	W 50-52
Feb. 9 West Virginia (H)	W 83-71
Feb. 11 Army (A)	W 61-48
Feb. 16 Niagara (H)	W 55-45
Feb. 18 Fordham (A)	W 54-52
Feb. 21 Syracuse (A)	W 71-64
Feb. 25 Miami (Fla.) (H)	W 97-70
Mar. 4 NYU (MSG) [5]	W 55-51
Mar. 4 Massachusetts (H)	W 76-64
Mar. 11 Temple (N) #	W 57-53
Mar. 17 Boston College (N) *	L 62-63
Mar. 18 Princeton (N) #	L 58-78

[1] Played at Worcester (Mass.) Memorial Auditorium.
[2] Dave breaks 1,000
[3] Played at Fort Myers, Va.
[4] Played at Palestra, University of Pennsylvania, Philadelphia, Pa.
[5] Played at Madison Square Garden, New York, N.Y.
+ ECAC Holiday Festival, Madison Square Garden, New York, N.Y.
NCAA 1st Round, VPI, Blacksburg, Va.
* NCAA East Regional, University of Maryland, College Park, Md.

1967-1968 RECORD: 19-8 COACH: LOU CARNESECCA

Dec. 2 Virginia (H)	W 82-63
Dec. 6 West Virginia (A)	L 63-65
Dec. 9 Southern California (H)	W 63-68
Dec. 12 Rhode Island (A)	W 64-63
Dec. 15 Seton Hall (A)	W 78-49
Dec. 17 Boston College (A)	W 91-90 (OT)
Dec. 21 St. Mary's (H)	W 67-50
Dec. 26 Syracuse (MSG) +	W 60-55
Dec. 28 Boston College (MSG) +	W 60-57
Dec. 30 Columbia (MSG) +	L 59-60
Jan. 4 Syracuse (H)	W 79-58
Jan. 6 Davidson (H)	L 54-70
Jan. 10 Georgetown (A)	W 65-61 (OT)
Jan. 13 St. Francis (H)	W 83-50
Jan. 17 St. Joseph's (H)	W 80-72
Jan. 27 Villanova (H)	L 57-62
Feb. 3 Niagara (A)	W 74-73
Feb. 7 Temple (N) [1]	L 55-62
Feb. 10 Army (H)	L 54-55
Feb. 13 Notre Dame (A)	W 83-81
Feb. 17 Fordham (H)	W 75-71
Feb. 20 Massachusetts (A)	W 58-56
Feb. 21 Providence (A)	L 55-53
Feb. 24 Marquette (H)	L 53-67
Feb. 27 Holy Cross (H)	W 83-67
Mar. 9 NYU (MSG) [2]	W 77-58
Mar. 9 Davidson (N) *	L 70-79

[1] Played at Palestra, University of Pennsylvania, Philadelphia, Pa.
[2] Played at Madison Square Garden, New York, N.Y.
+ ECAC Holiday Festival, Madison Square Garden, New York, N.Y.
* NCAA, Cole Field House, University of Maryland, College Park, Md.

1968-1969 RECORD: 23-6 COACH: LOU CARNESECCA

Dec. 3 Roanoke (H)	W 91-65
Dec. 6 Duquesne (A) +	L 62-72
Dec. 7 Westminster (H) +	W 96-65
Dec. 10 St. Joseph's (N) [1]	W 64-61
Dec. 14 Georgetown (H)	W 74-61
Dec. 18 Providence (H)	W 73-53
Dec. 21 Boston College (H)	W 85-71
Dec. 27 Michigan State (MSG) *	W 61-51
Dec. 28 North Carolina (MSG) *	W 72-70
Dec. 30 UCLA (MSG) *	L 56-74
Jan. 4 Davidson (N) [2]	W 75-74
Jan. 8 Seton Hall (A)	W 66-45
Jan. 13 Virginia (A)	W 77-61
Jan. 18 West Virginia (H) [3]	W 91-62
Jan. 25 St. Francis (H)	W 71-55
Feb. 1 Temple (H)	W 65-48
Feb. 4 Villanova (A)	L 78-83 (OT)
Feb. 6 Rhode Island (H)	W 73-46
Feb. 8 Army (A)	W 64-43
Feb. 13 Niagara (H)	W 97-60
Feb. 15 Fordham (MSG) [4]	W 51-46
Feb. 19 Syracuse (A)	W 71-63
Feb. 22 Colgate (H)	W 77-62
Feb. 25 Holy Cross (A) [5]	W 71-57
Feb. 27 NYU (MSG) [4]	W 75-64
Mar. 11 Notre Dame (H)	L 67-71 (OT)
Mar. 8 Princeton (N) #	W 72-63
Mar. 13 Davidson (N) #	L 69-79
Mar. 15 Duquesne (N) #	L 72-74

[1] Played at Palestra, University of Pennsylvania, Philadelphia, Pa.
[2] Played at Charlotte (N.C.) Coliseum
[3] Warren breaks 1,000
+ Steel Bowl Tournament, Pittsburgh (Pa.) Civic Arena
* ECAC Holiday Festival, Madison Square Garden, New York, N.Y.
[4] Played at Madison Square Garden, New York, N.Y.
[5] Played at Worcester (Mass.) Memorial Auditorium
NCAA 1st Round, Reynolds Coliseum, North Carolina State University, Raleigh, N.C.
* NCAA East Regional, Cole Field House, University of Maryland, College Park, Md.

1969-1970 RECORD: 21-8 COACH: LOU CARNESECCA

Dec. 2 Temple (A)	L 59-60
Dec. 4 Harvard (H)	W 73-62
Dec. 9 West Virginia (A)	W 76-60
Dec. 13 Seton Hall (H)	W 83-64
Dec. 15 Georgetown (A)	W 71-64
Dec. 19 Davidson (H)	W 74-62
Dec. 22 Stanford (A)	L 53-95
Dec. 23 Southern California (A)	W 57-55
Dec. 26 Iowa (N) +	W 57-55
Dec. 29 Louisiana State (N) +	L 70-78
Dec. 30 San Francisco (N) [1] +	L 60-67
Jan. 10 Syracuse (H)	W 86-67
Jan. 17 St. Francis (H)	W 89-65
Jan. 24 Villanova (H)	W 60-57
Jan. 28 Providence (A)	L 57-58 (OT)
Jan. 31 Pittsburgh (H)	W 85-69
Feb. 3 Rhode Island (A) [2]	W 67-58
Feb. 7 Army (H)	W 54-44
Feb. 10 Notre Dame (A)	L 76-90
Feb. 14 Fordham (H)	W 80-53
Feb. 18 St. Joseph's (H)	W 47-46
Feb. 21 Niagara (A)	L 70-72
Feb. 24 Holy Cross (H)	W 64-53
Feb. 28 New York University (H)	W 64-53
Mar. 3 Boston College (A)	W 71-64
Mar. 16 Miami (Ohio) (MSG)	W 70-57
Mar. 16 Georgia Tech (MSG)	W 56-55
Mar. 19 Army (MSG)	W 60-59
Mar. 21 Marquette (MSG)	L 53-65

[1] DePre breaks 1,000
[2] Game delayed by pipe leak; completed Feb. 4
+ Rainbow Classic, Honolulu, Hawaii
* National Invitation Tournament, Madison Square Garden, New York, N.Y.

1970-1971 RECORD: 18-9 COACH: FRANK MULZOFF

Dec. 5 American (N) [1]	W 83-75
Dec. 9 St. Joseph's (N) [2]	W 66-53
Dec. 12 Georgetown (H)	W 80-74
Dec. 15 Rhode Island (H)	W 77-71
Dec. 18 Southern Methodist (N) *	W 95-80
Dec. 19 Vanderbilt (A) *	W 85-81
Dec. 22 Boston College (H)	L 66-69
Dec. 26 Holy Cross (MSG) +	W 75-74 (OT)
Dec. 28 Western Kentucky (MSG) +	L 67-86
Dec. 30 Providence (MSG) +	L 80-94
Jan. 9 Hawaii (H)	W 82-76
Jan. 16 West Virginia (H)	W 110-82
Jan. 20 Seton Hall (H)	W 88-70
Jan. 23 St. Francis (H)	W 98-57
Jan. 26 Davidson (N) [3]	L 54-56
Jan. 30 Dartmouth (H)	W 66-56
Feb. 2 Villanova (A)	L 82-99
Feb. 6 Army (A)	W 63-55
Feb. 11 Niagara (H)	W 82-71
Feb. 13 Fordham (MSG) [4]	L 72-76
Feb. 17 Syracuse (A)	L 73-78
Feb. 20 Temple (H)	W 74-67
Feb. 27 Notre Dame (H)	L 79-92
Mar. 2 Holy Cross (A)	W 89-74
Mar. 6 Providence (H)	W 79-65
Mar. 11 NYU (MSG) [4]	W 85-74
Mar. 20 Tennessee (MSG) #	L 83-84 (OT)

[1] Played at McDonough Gym, Georgetown University, Washington, D.C.
[2] Played at Palestra, University of Pennsylvania, Philadelphia, Pa.
* Vanderbilt Invitational, Nashville, Tenn.
+ ECAC Holiday Festival, Madison Square Garden, New York, N.Y.
[3] Played at Charlotte (N.C.) Coliseum
[4] Played at Madison Square Garden, New York, N.Y.
National Invitation Tournament, Madison Square Garden, New York, N.Y.

1971-1972 RECORD: 19-11 COACH: FRANK MULZOFF

Dec. 4 Vanderbilt (H)	W 98-81
Dec. 7 Georgetown (A)	W 107-67
Dec. 11 Seton Hall (H)	W 103-84
Dec. 14 American (H)	W 83-76 (OT)
Dec. 17 Rhode Island (N) *	W 85-75
Dec. 18 Marshall (A) *	L 107-110 (OT)
Dec. 23 Creighton (H) +	W 94-73
Dec. 23 New Mexico (A) +	W 95-92
Dec. 29 Harvard (N) #	W 94-88
Dec. 30 Maryland (A) #	L 69-90
Jan. 4 Davidson (H)	L 84-88
Jan. 8 Syracuse (H)	L 83-86
Jan. 15 St. Francis (H)	W 112-55
Jan. 20 Temple (N) [1]	L 65-79
Jan. 22 Villanova (H)	W 71-69
Jan. 25 Hofstra (H)	W 72-64
Jan. 29 Dartmouth (A)	W 100-66
Jan. 31 Rhode Island (A)	W 86-73
Feb. 5 Notre Dame (A) [2]	L 70-73
Feb. 8 Notre Dame (H)	W 86-75
Feb. 12 Fordham (H)	W 78-60
Feb. 15 Boston College (A)	L 66-70
Feb. 19 Niagara (A)	W 93-90
Feb. 22 Holy Cross (H)	L 73-76
Feb. 26 St. Joseph's (H)	W 77-70
Mar. 2 Providence (A)	L 65-73
Mar. 18 Missouri (MSG) \$	W 82-81 (OT)
Mar. 18 Oral Roberts (MSG) \$	W 94-78
Mar. 23 Niagara (MSG) \$	L 67-69
Mar. 25 Jacksonville (MSG) \$	L 80-83

* Marshall Invitational, Huntington, W.V.
+ Lobo Classic, University of New Mexico, Albuquerque, N.M. (Davis MVP)
Maryland Invitational, College Park, Md.
[1] Played at Palestra, University of Pennsylvania, Philadelphia, Pa.
[2] Davis breaks 1,000
\$ National Invitation Tournament, Madison Square Garden, New York, N.Y.

1972-1973 RECORD: 19-7 COACH: FRANK MULZOFF

Dec. 2 Hofstra (A)	W 93-78
Dec. 9 Georgetown (H)	W 108-69
Dec. 12 Rhode Island (H)	W 85-75
Dec. 16 American (A)	L 75-79
Dec. 20 Boston College (H)	L 95-96 (OT)
Dec. 26 Grambling (MSG) *	W 112-86
Dec. 27 Tennessee (MSG) * [1]	W 56-55
Dec. 28 Michigan (MSG) *	W 85-83
Dec. 30 South Carolina (MSG) *	W 86-79
Jan. 6 Davidson (N) [2]	W 78-77
Jan. 13 St. Francis (H)	W 93-72
Jan. 17 Clemson (H)	W 87-59
Jan. 20 Temple (H)	W 93-84
Jan. 24 Seton Hall (A)	W 107-77
Jan. 27 Dartmouth (H)	W 106-66
Jan. 30 Villanova (A)	W 87-77
Feb. 3 Army (A)	W 80-70
Feb. 8 Niagara (H)	W 74-69
Feb. 10 Fordham (MSG) [3]	W 98-73
Feb. 14 Syracuse (A)	L 70-80
Feb. 17 Dayton (H)	W 98-83
Feb. 21 St. Joseph's (N) [4]	L 65-76
Feb. 24 Notre Dame (N) [5]	L 71-75
Feb. 27 Holy Cross (A)	W 108-90
Mar. 3 Providence (H)	L 90-93
Mar. 10 Pennsylvania (N) +	L 61-62

[1] Schaeffer breaks 1,000
* ECAC Holiday Festival, Madison Square Garden, New York, N.Y. (Schaeffer MVP)
[2] Played at Charlotte (N.C.) Coliseum
[3] Played at Madison Square Garden, New York, N.Y.
[4] Played at Palestra, University of Pennsylvania, Philadelphia, Pa.
[5] Played at Nassau Coliseum, Uniondale, N.Y.
+ NCAA William & Mary Hall, Williamsburg, Va.

1973-1974 RECORD: 20-7 COACH: LOU CARNESECCA

Nov. 30 Jacksonville (N) +	W 69-64
Dec. 1 Clemson (A) +	L 58-68
Dec. 8 Georgetown (A)	L 82-85 (OT)
Dec. 11 Davidson (H)	W 94-78
Dec. 15 American (H)	W 92-61
Dec. 21 Alabama (N) *	W 72-67
Dec. 22 Jacksonville (N) *	W 68-60
Dec. 26 Illinois (MSG) \$	W 76-60
Dec. 27 Princeton (MSG) \$	W 64-51
Dec. 29 Manhattan (MSG) \$	L 65-74
Jan. 5 Dayton (A)	L 58-84
Jan. 8 Hofstra (H)	W 89-68
Jan. 12 Syracuse (H)	L 71-72
Jan. 19 Villanova (H)	W 92-71
Jan. 23 Temple (N) [1]	W 64-49
Jan. 26 Dartmouth (A)	W 76-62
Jan. 31 Rhode Island (A)	W 77-59
Feb. 2 Army (H)	W 74-50
Feb. 9 Fordham (MSG) [2]	W 65-59
Feb. 13 St. Joseph's (H)	W 61-59 (OT)
Feb. 16 Niagara (A)	W 94-75
Feb. 19 Boston College (A)	W 80-72
Feb. 23 Seton Hall (H)	W 68-53
Feb. 26 Holy Cross (H)	W 98-72
Mar. 2 Providence (A)	L 67-85
Mar. 5 St. Francis (H)	W 82-66
Mar. 17 Connecticut (MSG) & H	L 70-84

+ IPTAY Tournament, Clemson Univ., Clemson, S.C.
* Connecticut Classic, Hartford (Conn.) Civic Center (Alaga MVP)
\$ ECAC Holiday Festival, Madison Square Garden, New York, N.Y.
[1] Played at Palestra, University of Pennsylvania, Philadelphia, Pa.
[2] Played at Madison Square Garden, New York, N.Y.
& National Invitation Tournament, Madison Square Garden, New York, N.Y.

1974-1975
RECORD: 21-10
COACH: LOU CARNESECCA

Nov. 30 Wayne State (H)	W 109-65
Dec. 2 Vanderbilt (A)	L 53-63
Dec. 7 Temple (H)	W 88-63
Dec. 10 Syracuse (A)	L 66-75
Dec. 14 Rutgers (MSG) [1]	L 74-85
Dec. 21 Boston College (H)	W 75-62
Dec. 27 Rhode Island (N) *	W 78-56
Dec. 28 South Carolina (N) *	W 78-77 (OT)
Dec. 30 Providence (A) *	W 91-78
Jan. 4 Georgetown (H)	L 63-67
Jan. 8 Hofstra (A)	W 74-50
Jan. 11 Davidson (N) [2]	L 77-81
Jan. 14 Rhode Island (H)	W 100-75
Jan. 18 St. Francis (H)	W 103-63
Jan. 22 Seton Hall (A)	L 67-72
Jan. 25 American (A) [3]	W 74-68
Jan. 28 Villanova (A)	W 72-63
Feb. 1 Army (A)	W 105-77
Feb. 6 Niagara (H)	W 91-57
Feb. 8 Fordham (MSG) [1]	W 56-46
Feb. 13 Notre Dame (MSG) [1]	L 67-68
Feb. 19 St. Joseph's (N) [4]	W 92-73
Feb. 22 Iona (H)	W 73-47
Feb. 25 Holy Cross (A)	W 72-65
Mar. 1 Providence (H)	W 88-70
Mar. 6 Seton Hall (MSG) +	W 76-64
Mar. 8 Rutgers (MSG) +	L 77-79 (OT)
Mar. 15 Lafayette (MSG) +	W 94-76
Mar. 18 Manhattan (MSG) +	W 57-56
Mar. 22 Providence (MSG) +	L 72-85
Mar. 23 Oregon (MSG) +	L 76-80 (OT)

- [1] Played at Madison Square Garden, New York, N.Y.
 [2] Played at Charlotte (N.C.) Coliseum
 * Ocean St. Classic, Providence (R.I.) Civic Center (Utley MVP)
 [3] Utley breaks 1,000
 [4] Played at Palestra, University of Pennsylvania, Philadelphia, Pa.
 + ECAC Playoff, Madison Square Garden, New York, N.Y.
 & National Invitation Tournament, Madison Square Garden, New York, N.Y.

1975-1976
RECORD: 23-6
COACH: LOU CARNESECCA

Nov. 28 Colgate (H) +	W 74-51
Nov. 29 Manhattan (H) +	W 79-72
Dec. 6 Davidson (H)	W 91-79
Dec. 9 Tennessee (H)	W 79-70
Dec. 12 Tulsa (N) *	W 78-62
Dec. 13 Brigham Young (A) *	W 78-65
Dec. 20 American (H)	W 78-66
Dec. 27 Temple (MSG) #	W 67-59
Dec. 29 South Carolina (MSG) #	W 71-59
Dec. 30 Indiana (MSG) #	L 69-76
Jan. 3 St. Joseph's (H)	W 75-62
Jan. 10 Temple (N) [1]	W 70-63
Jan. 12 Hawaii (H)	W 74-71 (OT)
Jan. 17 Villanova (H)	W 57-53
Jan. 21 Boston College (A)	W 53-51
Jan. 24 Princeton (A)	L 55-58 (OT)
Jan. 26 Manhattan (H)	W 78-72
Feb. 1 Army (H)	W 87-75 (OT)
Feb. 4 Georgetown (A)	L 73-74 (OT)
Feb. 7 Fordham (MSG) [2]	W 77-67
Feb. 10 Rhode Island (A)	W 56-47
Feb. 16 Seton Hall (H)	W 68-63
Feb. 21 Syracuse (H)	W 100-78
Feb. 23 Holy Cross (H)	W 71-60
Feb. 26 Providence (A) [3]	L 53-67
Mar. 1 Niagara (A)	W 65-64
Mar. 2 St. Peter's (N) [4] +	W 75-67
Mar. 6 Rutgers (MSG) \$	L 67-70
Mar. 13 Indiana (N) @	L 70-90

- + Lapchick Tournament, St. John's, Jamaica, N.Y.
 * Cougar Classic, BYU, Provo, Utah
 # ECAC Holiday Festival, Madison Square Garden, New York, N.Y.
 [1] Played at Palestra, University of Pennsylvania, Philadelphia, Pa.
 [2] Played at Madison Square Garden, New York, N.Y.
 [3] Smith breaks 1,000
 [4] Williams breaks 1,000
 & ECAC Playoff, Jadwin Fieldhouse, Princeton University, Princeton, N.J.
 \$ ECAC Championship, Madison Square Garden, New York, N.Y.
 @ NCAA, University of Notre Dame, South Bend, Ind.

1976-1977
RECORD: 22-9
COACH: LOU CARNESECCA

Nov. 26 Brown (H) +	W 79-65
Nov. 27 Fairfield (H) +	W 87-65
Nov. 30 Davidson (N) [1]	W 58-57
Dec. 4 Vanderbilt (H)	W 63-53
Dec. 11 Rutgers (H)	W 86-70
Dec. 17 Southern Methodist (N) *	W 87-71
Dec. 18 Tennessee (A) #	L 81-86
Dec. 28 San Francisco (N) #	L 70-80
Dec. 29 Temple (N) #	W 59-49
Dec. 30 Illinois (N) #	W 56-52
Jan. 8 Rhode Island (H)	W 82-67
Jan. 10 Iona (A)	L 66-68
Jan. 12 St. Joseph's (N) [2]	W 74-57
Jan. 15 Manhattan (H)	L 67-71
Jan. 19 Temple (H)	W 66-50
Jan. 22 Princeton (H)	W 75-50
Jan. 25 Villanova (A)	L 63-65
Jan. 29 Oregon (H)	W 61-51
Feb. 2 Georgetown (H) [3]	W 82-66
Feb. 5 Niagara (H)	W 72-66
Feb. 9 Army (A)	W 57-55 (OT)
Feb. 12 Fordham (H)	W 83-63
Feb. 15 Seton Hall (A)	L 69-75
Feb. 19 Syracuse (A)	L 55-79
Feb. 21 Howard (H)	W 92-69
Feb. 23 Boston College (H)	W 92-69
Feb. 26 Providence (H)	L 66-69
Feb. 28 Holy Cross (A)	W 62-61
Mar. 3 Manhattan (N) @	W 73-64
Mar. 5 Seton Hall (MSG) &	W 83-73
Mar. 12 Utah (N) \$	L 68-72

- + Lapchick Tournament, St. John's, Jamaica, N.Y.
 * Volunteer Classic, University of Tennessee, Knoxville, Tenn.
 # Rainbow Classic, Honolulu, Hawaii
 [1] Played at Charlotte (N.C.) Coliseum
 [2] Played at Palestra, University of Pennsylvania, Philadelphia, Pa.
 [3] Johnson breaks 1,000
 @ ECAC Playoff, Fordham University, Bronx, N.Y.
 & ECAC Championship, Madison Square Garden, New York, N.Y.
 \$ NCAA, University of Arizona, Tucson, Ariz.

1977-1978
RECORD: 21-7
COACH: LOU CARNESECCA

Nov. 25 Lafayette (H) +	W 66-60
Nov. 26 Old Dominion (H) +	W 81-70
Nov. 29 Vanderbilt (A)	W 59-54
Dec. 3 Princeton (A)	W 43-40
Dec. 6 Army (H)	W 73-60
Dec. 10 Rutgers (A)	L 61-72
Dec. 13 Columbia (H)	W 67-56
Dec. 16 Seattle (N) *	W 77-60
Dec. 17 Kentucky (A) *	L 72-102
Dec. 19 Georgia Tech (N) #	L 67-73
Dec. 29 Western Kentucky (N) #	W 80-63
Jan. 4 Seton Hall (H)	W 87-86 (OT)
Jan. 7 Georgetown (A)	L 61-72
Jan. 11 Fordham (H)	W 97-56
Jan. 14 Boston College (A)	W 76-54
Jan. 24 Manhattan (H)	W 69-63
Jan. 28 Villanova (H)	W 65-64
Jan. 30 Davidson (H)	W 79-67
Feb. 2 Cincinnati (MSG) [1]	W 75-66
Feb. 11 Duquesne (MSG) [1]	W 84-69
Feb. 15 Temple (N) [2]	L 65-75
Feb. 18 Syracuse (H)	L 65-77
Feb. 23 St. Joseph's (H)	W 79-57
Feb. 25 Providence (A)	W 60-51
Feb. 27 Niagara (A)	W 69-60
Mar. 2 Iona (N) @	W 83-80
Mar. 4 Army (N) @	W 65-63
Mar. 12 Louisville (N) \$	L 68-76

- + Lapchick Tournament, St. John's, Jamaica, N.Y.
 * Kentucky Invitational, Rupp Arena, Lexington, Ky.
 # Maryland Invitational, Cole Field House, College Park, Md.
 [1] Played at Madison Square Garden, New York, N.Y.
 [2] Played at Palestra, University of Pennsylvania, Philadelphia, Pa.
 @ ECAC Playoff, Nassau Coliseum, Unidone, N.Y.
 \$ NCAA, Mabee Center, Oral Roberts, Tulsa, Okla.

1978-1979
RECORD: 22-11
COACH: LOU CARNESECCA

Nov. 24 American (H) *	W 72-70
Nov. 25 Wagner (H) *	W 108-91
Nov. 28 Wisconsin (H)	L 68-73
Dec. 2 Princeton (H)	W 71-51
Dec. 7 Baylor (H)	W 83-82
Dec. 9 Georgetown (H)	L 71-77
Dec. 12 Columbia (A)	L 77-90
Dec. 16 Brigham Young (H)	W 90-83
Dec. 22 Tennessee Tech (H)	W 100-56
Dec. 29 Rutgers (MSG) +	L 61-72
Dec. 30 Duke (MSG) +	W 69-66
Jan. 4 Seton Hall (A)	L 70-76
Jan. 6 Temple (H)	L 73-74
Jan. 9 Baltimore (H)	W 75-52
Jan. 13 Rutgers (H)	L 66-69
Jan. 16 Villanova (N) [1]	W 74-54
Jan. 20 Rhode Island (H)	L 70-71
Jan. 23 Manhattan (A)	W 80-55
Jan. 28 St. Joseph's (N) [1]	W 47-40
Jan. 31 Army (A)	W 72-65
Feb. 3 Niagara (H)	W 80-52
Feb. 6 Boston College (H)	W 85-76
Feb. 10 Fordham (H)	W 66-48
Feb. 13 Holy Cross (H)	W 82-66
Feb. 17 Syracuse (A)	L 72-79
Feb. 24 Providence (H)	W 70-65
Mar. 1 Wagner (N) &	W 86-82 (OT)
Mar. 3 Iona (N) &	L 57-63
Mar. 9 Temple (N) %	W 75-70
Mar. 11 Duke (N) %	W 80-78
Mar. 16 Rutgers (N) #	W 67-65
Mar. 18 Pennsylvania (N) #	L 62-64

- * Lapchick Tournament, Jamaica, N.Y.
 + ECAC Holiday Festival, Madison Square Garden, New York, N.Y.
 [1] Played at Palestra, University of Pennsylvania, Philadelphia, Pa.
 & ECAC Metro Playoffs, Nassau Coliseum, Unidone, N.Y.
 % NCAA 1st Round, Reynolds Coliseum, North Carolina State, Raleigh, N.C.
 # NCAA East Regional, Greensboro (N.C.) Coliseum



ST. JOHN'S UNIVERSITY 1974-75 VARSITY BASKETBALL TEAM

Back row: Coach Lou Carnesecca, Asst. Coach John Kresse, Ron McGugins, Tom Weadock, George Johnson, John Farmer, Fred McRae, Bill "Beaver" Smith, Asst. Coach Brian Mahoney, Trainer Lou Del Collo.

Front row: Mr. Bob Angeletti, Glen Williams, Bill Clarke, Co-Captain Kevin Gless, Co-Captain Mel Utley, Frank Alagia, Hernel Robertson, Mr. Pete Carnavos.



All-Time Results

1979-1980 RECORD: 24-5

COACH: LOU CARNESECCA

Nov. 30	Oral Roberts (H) +	W 90-78
Dec. 1	Michigan State (H) +	W 88-73
Dec. 4	Tennessee (A)	L 80-97
Dec. 8	Army (H)	W 84-61
Dec. 11	Columbia (H)	W 91-75
Dec. 15	Rutgers (A)	W 75-64
Dec. 23	Centenary (H)	W 92-72
Dec. 26	Lafayette (MSG) *	W 68-58
Dec. 28	Boston College (MSG) *	W 78-70
Jan. 5	Connecticut (H)	W 83-73
Jan. 8	Princeton (A)	W 44-42
Jan. 12	Seton Hall (H)	W 97-64
Jan. 14	St. Joseph's (H)	W 72-55
Jan. 16	Boston College (A)	W 66-63
Jan. 19	Georgetown (A)	W 71-69
Jan. 22	Manhattan (H)	W 88-64
Jan. 24	Davidson (H)	W 67-48
Jan. 26	Villanova (H)	W 81-75
Jan. 28	Niagara (N) [2]	W 87-63
Feb. 1	Rhode Island (A)	W 64-63
Feb. 3	Louisville (H)	L 71-76
Feb. 5	Baltimore (H)	W 89-73
Feb. 9	Fordham (H) [3]	W 78-60
Feb. 16	Syracuse (H)	L 71-72
Feb. 19	Temple (N) [4]	W 63-58 (OT)
Feb. 23	Providence (A)	W 68-62
Feb. 28	Providence (A) #	W 48-44
Feb. 29	Georgetown (N) #	L 66-76
Mar. 8	Purdue (A) @	L 72-87

+ Lapchick Tournament, Jamaica, N.Y.
* ECAC Holiday Festival, Madison Square Garden, New York, N.Y. (Russell MVP)
[1] Mckay breaks 1,000
[2] Played at Buffalo (N.Y.) Memorial Auditorium
[3] Carter hits 1,000
[4] Played at Paletta, University of Pennsylvania, Philadelphia, Pa.
BIG EAST Playoff Providence (R.I.) Civic Center
@ NCAA, Mackley Arena, Purdue, West Lafayette, Ind.

1980-1981 RECORD: 17-11

COACH: LOU CARNESECCA

Nov. 28	James Madison (H) +	W 67-58
Nov. 29	Pennsylvania (H) +	W 63-62
Dec. 3	Manhattan (A)	W 78-58
Dec. 6	Princeton (H)	L 46-47
Dec. 10	Columbia (A)	W 58-42
Dec. 13	Rutgers (H)	W 71-70
Dec. 23	Fairleigh Dickinson (H)	W 82-67
Dec. 26	Pennsylvania (MSG) *	W 66-58
Dec. 27	North Carolina State (MSG) * L 55-64	
Jan. 3	Villanova (A)	W 90-78
Jan. 7	Georgetown (H)	W 68-60
Jan. 10	Providence (H)	W 83-63
Jan. 14	Villanova (H)	W 56-54 (OT)
Jan. 17	Connecticut (N) [1]	L 68-69
Jan. 21	Seton Hall (H)	W 73-62
Jan. 24	Syracuse (A)	L 71-79
Jan. 28	Niagara (H)	W 79-65
Jan. 31	Fordham (A)	W 80-69
Feb. 2	Boston College (H)	W 76-71
Feb. 7	Georgetown (A)	L 68-75
Feb. 11	Connecticut (H)	W 72-65
Feb. 14	Oregon State (N) [2]	L 45-57
Feb. 16	Providence (A)	L 57-73
Feb. 21	Boston College (A)	L 58-59
Feb. 25	Seton Hall (A)	L 63-70
Feb. 28	Syracuse (H)	W 82-83
Mar. 5	Syracuse (A) #	L 66-71
Mar. 12	Alabama (H) %	L 69-73 (OT)

+ Lapchick Tournament, Alumni Hall, Jamaica, N.Y.
* ECAC Holiday Festival, Madison Square Garden, New York, N.Y.
[1] Played at Hartford (Conn.) Civic Center
[2] Played at Nassau Coliseum, Unidale, N.Y.
BIG EAST Tournament, Carrier Dome, Syracuse, N.Y.
% National Invitation Tournament, Alumni Hall, Jamaica, N.Y.

1981-1982 RECORD: 21-9

COACH: LOU CARNESECCA

Nov. 27	Xavier (H) +	W 75-55
Nov. 28	Fordham (H) +	W 91-71
Dec. 5	Princeton (A)	W 42-37
Dec. 9	Rutgers (A)	L 67-74
Dec. 12	Manhattan (H)	W 85-54
Dec. 19	Fordham (H)	W 72-59
Dec. 23	Temple (H)	W 68-61
Dec. 28	Kansas (MSG) *	W 76-75
Dec. 29	Villanova (MSG) *	W 94-89
Jan. 2	Columbia (H)	W 58-51
Jan. 6	Georgetown (MSG) [1]	L 42-72
Jan. 9	Providence (N) [2]	W 76-62
Jan. 11	Villanova (A)	L 62-64
Jan. 16	Connecticut (H)	W 77-71
Jan. 20	Syracuse (H) [3]	W 73-62
Jan. 25	Seton Hall (H)	W 91-85
Jan. 27	Army (N) [4]	W 67-54
Jan. 31	Georgetown (N) [5]	L 46-63
Feb. 3	Boston College (A)	W 71-70
Feb. 7	Louisville (A)	L 60-70
Feb. 10	Connecticut (N) [6]	W 93-82 (OT)
Feb. 13	Villanova (H)	L 68-73
Feb. 15	Providence (A)	W 77-76 (2OT)
Feb. 20	Boston College (H)	L 81-90
Feb. 24	Seton Hall (H)	W 82-65
Feb. 27	Syracuse (A)	W 80-76
Mar. 4	Connecticut (N) #	W 54-52
Mar. 5	Georgetown (N) #	L 42-57
Mar. 12	Pennsylvania (N) &	W 66-56
Mar. 14	Alabama (N) &	L 68-69

+ Lapchick Tournament, St. John's, Jamaica, N.Y.
* ECAC Holiday Festival, Madison Square Garden, New York, N.Y. (Mullin MVP)
[1] Played at Madison Square Garden, New York, N.Y.
[2] Played at Nassau Coliseum, Unidale, N.Y.
[3] Russell breaks 1,000
[4] Played at Meadowlands Arena, East Rutherford, N.J.
[5] Played at Capital Center, Landover, Md.
[6] Played at Hartford (Conn.) Civic Center
BIG EAST Tournament, Hartford (Conn.) Civic Center & NCAA Tournament, Nassau Coliseum, Unidale, N.Y.

1982-1983 RECORD: 28-5

COACH: LOU CARNESECCA

Nov. 20	N. Carolina (N) [1]	W 78-74 (OT)
Nov. 26	Army (H) +	W 81-38
Nov. 27	Ohio University (H) +	W 62-52
Dec. 1	Columbia (A)	W 72-45
Dec. 4	Providence (A)	W 61-60
Dec. 8	Fairleigh Dickinson (H)	W 87-65
Dec. 11	Niagara (A)	W 88-53
Dec. 15	Fordham (A)	W 74-66
Dec. 18	Princeton (H)	W 58-46
Dec. 27	Brigham Young (MSG) *	W 75-64
Dec. 29	Wake Forest (MSG) *	W 72-65
Jan. 3	Seton Hall (A)	W 79-62
Jan. 8	Georgetown (MSG) [2]	W 76-67
Jan. 11	Connecticut (N) [3]	W 85-73
Jan. 15	Boston College (A)	L 64-68
Jan. 18	Providence (H)	W 74-54
Jan. 22	Syracuse (A)	W 68-57
Jan. 24	Villanova (H)	W 80-71
Jan. 29	Manhattan (A)	W 65-58
Feb. 1	Pittsburgh (H) [7]	L 71-72
Feb. 5	Seton Hall (H)	W 82-57
Feb. 9	Georgetown (A) [4]	W 75-69
Feb. 15	Boston College (H) [5]	L 75-92
Feb. 17	Connecticut (H)	W 98-78
Feb. 20	DePaul (MSG) [2]	W 64-52
Feb. 23	Syracuse (H)	W 85-69
Feb. 26	Villanova (N) [6]	L 70-71 (OT)
Mar. 5	Pittsburgh (H) [7]	W 91-73
Mar. 10	Pittsburgh (MSG) &	W 64-53
Mar. 11	Villanova (MSG) &	W 91-80
Mar. 12	Boston College (MSG) &	W 85-77
Mar. 20	Rutgers (N) #	W 66-55
Mar. 25	Georgia (N) @	L 67-70

[1] Played at Springfield (Mass.) Civic Center
+ Lapchick Tournament, St. John's, Jamaica, N.Y.

* ECAC Holiday Festival, Madison Square Garden, New York, N.Y.
[2] Played at Madison Square Garden, New York, N.Y.
[3] Played at Hartford (Conn.) Civic Center
[4] Played at Capital Center, Landover, Md.
[5] Goodwin breaks 1,000
[6] Played at Spectrum, Philadelphia, Pa.
[7] Mullin breaks 1,000
& BIG EAST Tournament, Madison Square Garden, New York, N.Y. (Mullin MVP)
NCAA Tournament, Hartford (Conn.) Civic Center
@ NCAA Regional, Carrier Dome, Syracuse, N.Y.

1983-1984 RECORD: 18-12

COACH: LOU CARNESECCA

Nov. 25	Siena (H) *	W 73-40
Nov. 26	Canisius (H) *	W 71-45
Dec. 3	Columbia (H)	W 78-58
Dec. 11	U.S. International (H)	W 69-55
Dec. 13	Manhattan (H)	W 62-39
Dec. 17	Wagner (H)	W 89-60
Dec. 23	Niagara (H)	W 89-71
Dec. 27	Fordham (MSG) +	W 56-52
Dec. 29	North Carolina (MSG) +	L 51-64
Jan. 5	Rutgers (MSG) [1]	W 71-43
Jan. 7	Providence (H)	W 57-52
Jan. 10	Connecticut (H)	W 68-65
Jan. 14	Boston College (A)	L 67-69
Jan. 16	Pittsburgh (A)	L 61-63 (OT)
Jan. 21	Georgetown (MSG) [1]	L 61-83
Jan. 24	Seton Hall (A)	W 63-62
Jan. 28	Syracuse (A)	L 74-78 (OT)
Feb. 1	Villanova (H)	L 63-64
Feb. 4	DePaul (A)	L 57-59 (OT)
Feb. 7	Providence (A)	L 60-65
Feb. 11	Connecticut (N) [2]	W 84-65
Feb. 13	Boston College (H)	W 68-65
Feb. 18	Pittsburgh (H)	W 65-62
Feb. 21	Georgetown (A)	W 75-71
Feb. 25	Seton Hall (A)	W 61-59 (OT)
Feb. 27	Syracuse (H)	L 81-82 (OT)
Mar. 3	Villanova (N) [3]	L 72-73 (OT)
Mar. 8	Boston College (MSG) @	W 57-56
Mar. 9	Georgetown (MSG) @	L 68-79
Mar. 15	Temple (N) \$	L 63-65

* Lapchick Tournament, St. John's, Jamaica, N.Y. (Mullin MVP)
+ ECAC Holiday Festival, Madison Square Garden, New York, N.Y.
[1] Played at Madison Square Garden, New York, N.Y.
[2] Played at Hartford (Conn.) Civic Center
[3] Played at Paletta, University of Pennsylvania, Philadelphia, Pa.
@ BIG EAST Tournament, Madison Square Garden, New York, N.Y.
\$ NCAA Tournament, Charlotte, N.C.

1984-1985 RECORD: 31-4

COACH: LOU CARNESECCA

Nov. 30	Lafayette (H) *	W 93-47
Dec. 1	St. Bonaventure (H) *	W 58-57
Dec. 5	Fordham (H)	W 47-46
Dec. 9	Rutgers (N) [1]	W 77-61
Dec. 12	Davidson (N) [2]	W 77-51
Dec. 15	Niagara (N) [3]	L 59-62
Dec. 22	UCLA (MSG) [4]	W 88-69
Dec. 27	Old Dominion (MSG) +	W 77-66
Dec. 29	N.C. State (MSG) +	W 66-56
Jan. 2	Connecticut (N) [5]	W 57-51
Jan. 5	Seton Hall (H)	W 73-57
Jan. 7	Villanova (H)	W 76-71
Jan. 14	Pittsburgh (A)	W 87-56
Jan. 19	Boston College (N) [6]	W 66-59
Jan. 23	Syracuse (MSG) [4] & 71W 82-80 (OT)	
Jan. 26	Georgetown (A)	W 66-65
Jan. 30	Providence (A)	W 77-60
Feb. 2	Connecticut (H)	W 97-64
Feb. 4	Seton Hall (A)	W 87-76
Feb. 9	Villanova (N) [8]	W 70-68
Feb. 12	Columbia (A)	W 68-49
Feb. 15	Pittsburgh (H)	W 84-63

Feb. 17	DePaul (H)	W 93-80
Feb. 20	Boston College (H)	W 71-69
Feb. 23	Syracuse (A)	W 88-83
Feb. 27	Georgetown (MSG) [4]	L 68-85
Mar. 2	Providence (H)	W 72-53
Mar. 7	Providence (MSG) %	W 90-62
Mar. 8	Villanova (MSG) %	W 89-74
Mar. 9	Georgetown (MSG) %	L 80-92
Mar. 14	Southern (N) @	W 83-59
Mar. 16	Arkansas (N) @	W 68-65
Mar. 22	Kentucky (N) \$	W 86-70
Mar. 24	N.C. State (N) \$ [9]	W 69-60
Mar. 30	Georgetown (N) 1	L 59-77

* Lapchick Tournament, St. John's, Jamaica, N.Y. (Mullin MVP)
+ ECAC Holiday Festival, Madison Square Garden, New York, N.Y.
[1] Played at Meadowlands Arena, East Rutherford, N.J.
[2] Played at Charlotte (N.C.) Coliseum
[3] Played at Niagara Falls (N.Y.) Convention Center
[4] Played at Madison Square Garden, New York, N.Y.
[5] Played at Hartford (Conn.) Civic Center
[6] Played at Boston (Mass.) Garden
[7] Mullin breaks 2,000
[8] Played at Spectrum, Philadelphia, Pa.
% BIG EAST Tournament, Madison Square Garden, New York, N.Y.
@ NCAA West Sub-Regional, University of Utah, Salt Lake City, Utah
\$ NCAA West Regional, McNichols Arena, Denver, Colo.
[9] Wennington breaks 1,000
1 NCAA Final Four, Rupp Arena, Lexington, Ky.

1985-1986 RECORD: 31-5

COACH: LOU CARNESECCA

Nov. 22	Navy (N) +	W 66-58
Nov. 24	West Virginia (N) +	W 65-58
Nov. 29	Duke (MSG) %	L 70-71
Dec. 1	Louisville (MSG) *	W 86-79
Dec. 3	Wagner (H)	W 85-55
Dec. 6	Columbia (H) #	W 80-58
Dec. 7	Fairleigh Dickinson (H) #	W 88-56
Dec. 11	Marist (H)	W 62-48
Dec. 14	UCLA (A)	W 69-65
Dec. 21	Niagara (H)	W 104-61
Dec. 23	Monmouth (H)	W 98-58
Dec. 26	James Madison (MSG) \$	W 79-57
Dec. 28	St. Bonaventure (MSG) \$	W 85-69
Jan. 2	Providence (A)	W 95-90 (OT)
Jan. 4	Pittsburgh (H)	W 78-75
Jan. 7	Boston College (N) [1]	L 77-79 (OT)
Jan. 11	Georgetown (MSG) [2] & 3	W 79-74
Jan. 15	Seton Hall (N) [4]	W 74-58
Jan. 18	Connecticut (N) [5]	W 61-60
Jan. 22	Fordham (MSG) [2]	W 56-47
Jan. 25	Pittsburgh (A)	W 68-67
Jan. 29	Villanova (H)	W 81-61
Feb. 1	Syracuse (A)	L 64-68
Feb. 3	Providence (H)	W 85-61
Feb. 8	Boston College (H)	W 87-75
Feb. 10	Georgetown (A)	W 60-58
Feb. 15	Connecticut (H)	W 74-54
Feb. 18	Villanova (A)	W 79-76
Feb. 22	DePaul (A)	L 72-81
Feb. 26	Syracuse (MSG) [2]	W 86-79
Mar. 1	Seton Hall (H)	W 82-70
Mar. 6	Seton Hall (MSG) @	W 87-68
Mar. 7	Villanova (MSG) @	W 75-64
Mar. 8	Syracuse (MSG) @	W 70-69
Mar. 14	Montana State (N) %	W 83-74
Mar. 16	Auburn (N) %	L 65-81

+ Big Apple NIT (Hartford (Conn.) Civic Center)
* Big Apple NIT (Madison Square Garden - New York, N.Y.)
Lapchick Tournament - Alumni Hall, Jamaica, N.Y.
\$ ECAC Holiday Festival - Madison Square Garden, New York, N.Y.
[1] Played at Boston (Mass.) Garden
[2] Played at Madison Square Garden, New York, N.Y.
[3] Berry breaks 1,000
[4] Played at Meadowlands Arena, East Rutherford, N.J.
[5] Played at Hartford (Conn.) Civic Center
% NCAA Tournament, Long Beach (Calif.) Arena

1986-1987

RECORD: 21-9

COACH: LOU CARNESECCA

Nov. 28 Southern (H) *	W 126-81
Nov. 29 Youngstown St. (H) *	W 75-65
Dec. 2 Fordham (H)	W 80-61
Dec. 6 Wagner (H) [1]	W 102-69
Dec. 11 Seton Hall (H)	W 72-69
Dec. 13 UCLA (MSG) [2]	W 70-63
Dec. 14 Niagara (N) [3]	W 66-58
Dec. 27 Virginia (MSG) +	W 64-58
Dec. 29 Georgia Tech (MSG) +	W 62-53
Jan. 4 Villanova (A)	L 54-62
Jan. 7 Georgetown (A)	L 46-60
Jan. 10 Boston College (H)	W 62-58
Jan. 14 Brooklyn College (H)	W 70-48
Jan. 17 Connecticut (N) [4]	W 69-54
Jan. 19 Pittsburgh (A) [5]	W 63-62
Jan. 24 Syracuse (A)	L 63-64
Jan. 27 Villanova (H)	W 61-58
Feb. 31 Providence (A)	L 81-93 (OT)
Feb. 7 Georgetown (MSG) [2]	W 67-65 (OT)
Feb. 6 Boston College (N) [6]	W 65-50
Feb. 10 Seton Hall (N) [7]	W 60-57 (OT)
Feb. 14 Providence (H)	L 78-79
Feb. 16 FDU (MSG) [2]	W 63-59
Feb. 18 Connecticut (H)	W 76-55
Feb. 21 Kansas (MSG) [2]	L 60-62
Feb. 25 Syracuse (MSG) [2]	L 80-88
Feb. 28 Pittsburgh (H)	W 76-74
Mar. 6 Providence (MSG) \$	L 51-80
Mar. 13 Wichita State (N) @	W 57-55
Mar. 15 DePaul (A) @	L 75-83 (OT)

* Lapchick Tournament, Jamaica, N.Y. (Glass MVP) + ECAC Holiday Festival, Madison Square Garden, New York, N.Y. (Jackson MVP)

[1] Glass breaks 1,000
[2] Played at Madison Square Garden, New York, N.Y.
[3] Played at Buffalo (N.Y.) Memorial Auditorium
[4] Played at Hartford (Conn.) Civic Center
[5] Jackson breaks 1,000
[6] Played at Boston (Mass.) Garden
[7] Played at Meadowlands Arena, East Rutherford, N.J.
\$ BIG EAST Tournament, Madison Square Garden, New York, N.Y.
@ NCAA Tournament, Rosemont Horizon, Chicago, Ill.

1987-1988

RECORD: 17-12

COACH: LOU CARNESECCA

Nov. 28 Harvard (H) +	W 105-60
Nov. 29 Loyola Marymount (H) +	W 88-85
Dec. 2 Fairleigh Dickinson (H)	W 82-60
Dec. 5 Kansas (A)	L 54-63
Dec. 9 Fordham (A)	W 76-71 (2OT)
Dec. 12 UCLA (A)	W 72-69
Dec. 19 Niagara (H)	W 80-65
Dec. 28 Marist (MSG) *	W 66-59
Dec. 30 Kansas (MSG) *	W 70-56
Jan. 4 Villanova (H) [1]	L 62-69
Jan. 9 Pittsburgh (A)	L 70-81
Jan. 12 Rutgers (MSG) [2]	W 73-55
Jan. 16 Seton Hall (H)	W 71-70
Jan. 20 Georgetown (H)	W 65-58
Jan. 23 Connecticut (H)	W 79-72
Jan. 27 Villanova (A)	W 60-55
Jan. 30 Seton Hall (N) [3]	W 58-55
Feb. 3 Pittsburgh (H)	L 71-88
Feb. 6 Syracuse (MSG) [2]	L 62-79
Feb. 8 Boston College (H)	L 76-80
Feb. 13 Providence (H)	W 88-67
Feb. 17 Syracuse (A)	L 68-82
Feb. 20 DePaul (MSG) [2]	L 51-65
Feb. 23 Georgetown (MSG) [2]	W 69-66
Feb. 27 Boston College (N) [4]	L 65-74
Feb. 29 Connecticut (N) [5]	W 77-62
Mar. 5 Providence (A)	L 81-90
Mar. 11 Villanova (MSG) @	L 68-71
Mar. 17 Florida (N) \$	L 59-62

+ Lapchick Tournament, Alumni Hall, Jamaica, N.Y.
* ECAC Holiday Festival, Madison Square Garden, New York, N.Y.
[1] Jones breaks 1,000

[2] Played at Madison Square Garden, New York, N.Y.
[3] Played at Meadowlands Arena, East Rutherford, N.J.
[4] Played at Boston (Mass.) Garden
[5] Played at Hartford (Conn.) Civic Center
@ BIG EAST Tournament, Madison Square Garden, New York, N.Y.
\$ NCAA Tournament, Univ. of Utah, Salt Lake City, Utah

1988-1989

RECORD: 20-13

COACH: LOU CARNESECCA

Nov. 25 Long Island University (H) +	W 71-55
Nov. 26 Brigham Young (H) +	W 83-77
Nov. 30 Fairleigh Dickinson (H)	W 86-55
Dec. 3 Hawaii (H)	W 65-60
Dec. 7 Fordham (H)	W 67-47
Dec. 10 Seton Hall (H)	L 63-74
Dec. 17 Manhattan (A)	W 71-54
Dec. 23 Niagara (A)	L 63-68
Dec. 27 Fordham (MSG) *	W 84-59
Dec. 29 Ohio St. (MSG) *	L 72-77
Jan. 3 Providence (A)	L 69-98
Jan. 7 Villanova (H)	W 81-62
Jan. 10 Connecticut (H)	W 71-63
Jan. 14 Syracuse (MSG) [1]	W 65-63
Jan. 18 Rutgers (N) [2]	W 62-61
Jan. 21 Boston College (A)	W 74-66
Jan. 23 Georgetown (A)	L 64-75
Jan. 28 Connecticut (A)	L 52-80
Jan. 30 Pittsburgh (H)	L 81-85 (OT)
Feb. 1 Providence (H)	W 87-73
Feb. 11 Syracuse (A)	L 69-92
Feb. 14 DePaul (A)	L 77-87
Feb. 18 DePaul (A)	W 67-64
Feb. 21 Seton Hall (N) [2]	L 60-63
Feb. 25 Georgetown (MSG) [1]	L 55-63
Feb. 27 Boston College (H)	W 62-59 (OT)
Mar. 4 Villanova (A)	L 60-74
Mar. 9 Georgetown (MSG) \$	L 74-81
Mar. 15 Mississippi (H) @	W 70-67
Mar. 21 Oklahoma St. (H) @	W 76-64
Mar. 23 Ohio St. (A) @	W 83-80 (OT)
Mar. 27 Ala-Birmingham (MSG) @	W 76-65
Mar. 29 St. Louis (MSG) @	W 73-65

+ Lapchick Tournament, Alumni Hall, Jamaica, N.Y.
* ECAC Holiday Festival, Madison Square Garden, New York, N.Y.
[1] Played at Madison Square Garden, New York, N.Y.
[2] Played at Meadowlands Arena, East Rutherford, N.J.
\$ BIG EAST Tournament, Madison Square Garden, New York, N.Y.
@ National Invitation Tournament (Williams MVP)

1989-1990

RECORD: 24-10

COACH: LOU CARNESECCA

Nov. 16 North Carolina A&T (H) *	W 64-57
Nov. 18 Houston (H) *	W 76-69
Nov. 20 DePaul (MSG) *	W 53-52
Nov. 24 Kansas (MSG) *	L 57-66
Dec. 2 San Diego (H) +	W 74-59
Dec. 3 Wright State (H) +	W 76-56
Dec. 5 NC State (N) [1]	L 58-67
Dec. 9 Hofstra (H)	W 58-47
Dec. 12 Fordham (A)	W 68-60
Dec. 16 Manhattan (H)	W 68-52
Dec. 23 Niagara (H)	W 83-51
Dec. 27 Howard (H)	W 77-65
Dec. 29 Davidson (H)	W 83-65
Jan. 2 Connecticut (H)	W 93-62
Jan. 6 Boston College (A)	W 77-65
Jan. 10 Pittsburgh (A)	L 72-81
Jan. 13 Syracuse (MSG) [2]	W 71-70
Jan. 16 Villanova (N) [3] & 4	W 64-58
Jan. 20 Boston College (H)	W 65-59
Jan. 24 Providence (A)	W 83-75
Jan. 27 Connecticut (A)	L 58-72
Jan. 29 Syracuse (MSG) [2]	L 65-70
Feb. 3 Georgetown (MSG) [2]	L 67-74
Feb. 6 Rutgers (MSG) [2]	W 89-77
Feb. 10 Villanova (MSG) [2]	W 83-69
Feb. 14 Seton Hall (N) [5]	W 90-81 (OT)
Feb. 17 Providence (H)	W 77-74

Feb. 21 Georgetown (A)	W 63-62
Feb. 24 DePaul (MSG) [2]	W 77-74
Feb. 26 Pittsburgh (N) [6]	W 76-75
Mar. 2 Seton Hall (H)	L 65-71
Mar. 9 Villanova (MSG) %	L 60-70
Mar. 16 Temple (N) #	W 81-65
Mar. 18 Duke (N) # [7]	L 72-76

* Pre-Season NIT
+ Lapchick Tournament, Alumni Hall, Jamaica, N.Y.
[1] ACC-BIG EAST Challenge, Greensboro, N.C.
[2] Played at Madison Square Garden, New York, N.Y.
[3] Played at Spectrum, Philadelphia, Pa.
[4] Williams breaks 1,000
[5] Played at Meadowlands Arena, East Rutherford, N.J.
[6] Played at Pittsburgh (Pa.) Civic Arena
% BIG EAST Tournament, Madison Square Garden, New York, N.Y.
NCAA Tournament, Omni, Atlanta, Ga.
[7] Sealy breaks 1,000

1990-1991

RECORD: 23-9

COACH: LOU CARNESECCA

Nov. 23 Monmouth (H) +	W 85-60
Nov. 24 Central Conn. St. (H) +	W 135-92
Nov. 30 Niagara (N) [1]	W 66-49
Dec. 5 Georgia Tech (N) [2]	W 73-72 (OT)
Dec. 7 George Mason (N) *	W 76-65
Dec. 8 Brigham Young (A) *	W 67-62
Dec. 11 Brockport College (H)	W 57-47
Dec. 15 Howard (H)	W 78-65
Dec. 22 Fordham (H)	W 74-62
Jan. 2 Syracuse (A)	L 86-92 (OT)
Jan. 5 Boston College (H)	W 75-68
Jan. 9 Seton Hall (N) [3]	L 62-74
Jan. 13 Connecticut (A)	W 72-59
Jan. 15 Providence (H)	W 85-72 (OT)
Jan. 19 Pittsburgh (H)	W 73-71
Jan. 22 Connecticut (MSG) [4]	W 65-62
Jan. 26 Villanova (N) [5]	W 58-55
Jan. 30 Georgetown (A)	L 53-59
Feb. 2 Seton Hall (MSG) [4]	W 81-65
Feb. 5 Villanova (MSG) [4]	L 51-61
Feb. 9 Providence (A)	L 64-75
Feb. 13 Boston College (A)	W 66-60
Feb. 16 Georgetown (A)	L 83-94
Feb. 20 Syracuse (MSG) [4]	W 77-72
Feb. 23 Notre Dame (MSG) [4]	W 57-55
Feb. 25 Georgetown (MSG) [4]	W 68-58
Mar. 2 DePaul (A)	L 69-79
Mar. 8 Providence (MSG) %	L 64-72
Mar. 15 No. Illinois (N) \$	W 75-68
Mar. 17 Texas (N) \$	W 84-76
Mar. 22 Ohio State (N) @	W 91-74
Mar. 24 Duke (N) @	L 61-78

+ Lapchick Tournament, Alumni Hall, Jamaica, N.Y.
[1] Played at Niagara Falls (N.Y.) Convention Center
[2] BIG EAST-ACC Challenge - Landover, Md.
* Cougar Classic - BYU, Provo, Utah
[3] Played at Meadowlands Arena, East Rutherford, N.J.
[4] Played at Madison Square Garden, New York, N.Y.
[5] Played at Spectrum, Philadelphia, Pa.
% BIG EAST Tournament, Madison Square Garden, New York, N.Y.
\$ NCAA Tournament, Dayton, Ohio
@ NCAA Midwest Regional, Pontiac Silverdome, Pontiac, Mich.

1991-1992

RECORD: 19-11

COACH: LOU CARNESECCA

Nov. 23 Niagara (H)	W 73-64
Nov. 29 UNC Wilmington (H) *	W 75-57
Nov. 30 Duke (H) *	W 81-61
Dec. 5 Creighton (H) [1]	L 81-91
Dec. 14 Manhattan (N) [2]	W 86-50
Dec. 21 Indiana (MSG) [3]	L 77-82
Dec. 27 Fordham (MSG) + [4]	W 70-53
Dec. 28 Memphis State (MSG) +	W 75-54
Jan. 2 Villanova (A) [5]	W 79-69
Jan. 4 Miami (H)	W 83-69
Jan. 7 Connecticut (A)	L 76-85

Jan. 11 Boston College (H) [6]	W 85-72
Jan. 14 Miami (A)	L 42-45
Jan. 18 Providence (H)	W 85-75
Jan. 20 Seton Hall (N) [7]	L 60-75
Jan. 25 Syracuse (A)	L 56-58
Jan. 29 Georgetown (A)	L 48-61
Feb. 1 Connecticut (MSG) [3]	W 90-57
Feb. 5 Boston College (A)	W 70-60
Feb. 8 Villanova (H)	W 69-53
Feb. 15 Pittsburgh (A)	W 84-74
Feb. 19 Syracuse (MSG) [3]	W 62-62
Feb. 22 Pittsburgh (H)	W 71-65
Feb. 24 Providence (A)	W 72-68 (OT)
Feb. 29 Notre Dame (A)	L 70-79
Mar. 2 Georgetown (MSG) [3]	W 65-49
Mar. 7 Seton Hall (MSG) [3]	L 71-78
Mar. 14 Connecticut (MSG) @	W 64-59 (OT)
Mar. 14 Georgetown (MSG) @	L 64-68
Mar. 20 Tulane (N) \$	L 57-61

* Lapchick Tournament, Alumni Hall, Jamaica, N.Y.
[1] ACC-BIG EAST Challenge, Greensboro, N.C.
[2] Played at Kinderhook Arena, Albany, N.Y.
[3] Played at Madison Square Garden, New York, N.Y.
[4] Werdann breaks 1,000
+ ECAC Holiday Festival, Madison Square Garden, N.Y.
[5] Buchanan breaks 1,000
[6] Sealy breaks 2,000
[7] Played at Meadowlands Arena, East Rutherford, N.J.
@ BIG EAST Tournament, Madison Square Garden, New York, N.Y.
\$ NCAA Tournament, Omni, Atlanta, Ga.

1992-1993

RECORD: 19-11

COACH: BRIAN MAHONEY

Dec. 1 St. Francis (H) +	W 101-68
Dec. 2 Iona (H) +	W 90-74
Dec. 5 Niagara (N) [1]	W 75-71
Dec. 8 Connecticut (A)	L 72-74 (OT)
Dec. 10 Fordham (A)	L 55-60
Dec. 19 Hofstra (H)	W 58-56
Dec. 23 Indiana (A)	L 80-105
Dec. 28 Manhattan (MSG) *	W 74-59
Dec. 30 Kentucky (MSG) *	L 77-86
Jan. 5 Providence (H)	W 86-76
Jan. 9 Pittsburgh (H)	W 85-77
Jan. 13 Villanova (A)	W 76-70
Jan. 16 Miami (H)	W 78-74
Jan. 23 Syracuse (A)	W 78-71
Jan. 26 Boston College (A)	L 61-71
Jan. 30 Connecticut (MSG) [2]	W 72-59
Feb. 1 Georgetown (MSG) [2]	W 79-61
Feb. 6 Pittsburgh (A)	L 69-71
Feb. 9 Providence (A)	W 73-64
Feb. 13 Boston College (H)	W 65-61
Feb. 17 Seton Hall (MSG) [2]	L 85-95 (OT)
Feb. 21 Miami (A)	L 77-82
Feb. 23 Georgetown (A)	W 61-56
Feb. 27 Villanova (MSG) [2]	W 65-62
Mar. 1 Syracuse (MSG) [2]	W 90-70
Mar. 6 Seton Hall (MA) [3]	L 73-92
Mar. 12 Boston College (MSG) @	W 76-56
Mar. 13 Connecticut (MSG) [2]	L 72-84
Mar. 18 Texas Tech (N) \$	W 85-67
Mar. 20 Arkansas (N) \$	L 74-80

+ Lapchick Tournament, Alumni Hall, Jamaica, N.Y.

[1] Played at the Buffalo (N.Y.) Auditorium

* ECAC Holiday Festival, Madison Square Garden, New York, N.Y.

[2] Played at Madison Square Garden, New York, N.Y.

[3] Played at Meadowlands Arena, East Rutherford, N.J.

@ BIG EAST Tournament, Madison Square Garden, New York, N.Y.

\$ NCAA Tournament, Lawrence Joel Arena, Winston-Salem, N.C.



All-Time Results

1993-1994 RECORD: 12-17 COACH: BRIAN MAHONEY

Nov. 18	Towson St. (H) +	L 65-66
Nov. 30	Columbia (H)	W 79-49
Dec. 4	Seton Hall (MSG) [1]	W 62-64
Dec. 7	Pittsburgh (H)	L 78-75
Dec. 11	Colgate (H)*	W 92-79
Dec. 12	Hofstra (H)*	W 70-42
Dec. 18	Fordham (NJ) [2]	W 98-72
Dec. 22	Niagara (H)	W 89-66
Dec. 27	FDU (MSG) % [3]	W 83-59
Dec. 29	Georgetown (MSG) %	L 69-71
Jan. 8	Villanova (H)	L 68-69
Jan. 12	Georgetown (A)	L 49-60
Jan. 15	Connecticut (MSG) [1]	L 81-85
Jan. 18	Syracuse (A)	L 82-92
Jan. 22	Miami (A)	W 75-63
Jan. 26	Boston College (MSG) [1]	L 68-85
Jan. 30	Minnesota (MSG) [1]	L 64-92
Feb. 2	Villanova (A)	L 56-59
Feb. 5	Providence (H)	W 73-69
Feb. 8	Miami (H)	W 78-63
Feb. 12	Pittsburgh (A)	W 68-62
Feb. 14	Seton Hall (A)	L 57-67
Feb. 19	Georgetown (MSG) [1]	L 61-74
Feb. 21	Providence (A)	L 67-75
Feb. 27	Syracuse (MSG) [1]	L 81-82
Mar. 1	Boston College (A)	L 76-95
Mar. 5	Connecticut (NJ) [4]	L 80-95
Mar. 10	Pittsburgh (MSG) %	W 80-72
Mar. 11	Connecticut (MSG) %	L 77-97

+ Pre-Season NIT

[1] Played at Madison Square Garden, New York, N.Y.

* Laphick Tournament, Alumni Hall, Jamaica, N.Y.

[2] Played at Nassau Coliseum, Unidionale, N.Y.

% ECAC Holiday Festival, Madison Square Garden, New York, N.Y.

[3] Shawnee Scott breaks 1,000

[4] Played at Hartford (Conn.) Civic Center

% BIG EAST Tournament, Madison Square Garden, New York, N.Y.

1994-1995 RECORD: 14-14 COACH: BRIAN MAHONEY

Nov. 25	Dartmouth (H)*	W 93-63
Nov. 26	Bowling Green (H)*	W 77-64
Nov. 30	Coppin State (H)	W 78-73
Dec. 3	Niagara (A)	W 89-56
Dec. 5	Pittsburgh (Av)	W 88-83
Dec. 22	Fordham (H) [2]	W 76-65
Dec. 27	Manhattan (MSG) % [1]	W 81-70
Dec. 29	Pennsylvania (MSG) % [1]	L 73-79
Jan. 4	Providence (A)	W 89-74
Jan. 8	Connecticut (A) [3]	L 78-98
Jan. 11	Miami (H)	L 79-82
Jan. 14	Seton Hall (MSG) [1]	L 81-91 (OT)
Jan. 17	Syracuse (A)	L 87-91
Jan. 22	Pittsburgh (MSG) [1]	L 87-94
Jan. 24	Georgetown (A)	L 87-91
Jan. 29	Michigan (A)	W 82-77
Feb. 1	Villanova (MSG) [1]	L 62-78
Feb. 4	Connecticut (MSG) [1]	L 82-99
Feb. 7	Seton Hall (A)	L 87-90
Feb. 11	Boston College (H)	W 81-71
Feb. 13	Miami (A)	L 69-71
Feb. 18	Boston College (A)	W 73-69
Feb. 22	Providence (MSG) [1]	W 79-72
Feb. 25	Villanova (A)	L 70-74
Mar. 1	Syracuse (MSG) [1]	W 82-78
Mar. 5	Georgetown (MSG) [1]	W 86-77
Mar. 9	Pittsburgh (MSG) % [1]	L 71-74
Mar. 16	South Florida (A) &	L 67-74

[1] Played at Madison Square Garden, New York, N.Y.

* Laphick Tournament, Alumni Hall, Jamaica, N.Y.

[2] 1,500th victory in St. John's history

[3] Played at Pittsburgh Civic Arena, Pittsburgh, Pa.

[4] Played at Hartford (Conn.) Civic Center

% ECAC Holiday Festival, Madison Square Garden, New York, N.Y.

% BIG EAST Tournament, Madison Square Garden, New York, N.Y.

& National Invitation Tournament

1995-1996 RECORD: 11-16 COACH: BRIAN MAHONEY

Nov. 24	Niagara (H)*	W 88-72
Nov. 25	Cal-Invine (H)*	L 77-83
Nov. 28	Manhattan (H)	W 71-68
Dec. 2	Villanova (A)	L 68-83
Dec. 5	Syracuse (A)	L 72-97
Dec. 9	San Francisco (A)	W 80-78
Dec. 23	Fordham (A)	W 66-47
Dec. 27	Iona (MSG) [1] %	L 57-70
Dec. 29	Rider (MSG) [1] %	W 79-69
Jan. 6	Providence (H)	L 78-82
Jan. 10	West Virginia (H)	W 89-74
Jan. 13	Louisville (MSG) [1]	W 86-64
Jan. 17	Connecticut (A) [2]	L 73-88
Jan. 20	Boston College (A)	L 78-91
Jan. 22	Seton Hall (A)	L 76-82
Jan. 27	Georgetown (MSG) [1]	W 83-72
Jan. 31	Notre Dame (MSG) [1]	L 83-86
Feb. 3	Connecticut (MSG) [1]	L 63-77
Feb. 7	Boston College (H)	L 73-89
Feb. 11	Notre Dame (A)	W 74-66
Feb. 15	Rutgers (A)	L 70-82
Feb. 24	Seton Hall (MSG) [1]	W 78-73
Feb. 26	Miami (A)	L 91-96 (2OT)
Feb. 24	West Virginia (A)	L 77-92
Feb. 26	Syracuse (MSG) [1]	L 79-92
Mar. 3	Pittsburgh (H)	W 74-68
Mar. 6	Providence (MSG) [1] %	L 72-80

* Laphick Tournament, Alumni Hall, Jamaica, N.Y.

[1] Played at Madison Square Garden, New York, N.Y.

% ECAC Holiday Festival, Madison Square Garden, New York, N.Y.

[2] Played at Hartford (Conn.) Civic Center

% BIG EAST Tournament, Madison Square Garden, New York, N.Y.

1996-1997 RECORD: 13-14 COACH: FRAN FRASCHILLA

Nov. 23	LIU (H)	L 73-76
Nov. 30	Hofstra (H)	W 77-54
Dec. 3	Miami (A)	W 61-57
Dec. 7	Michigan (MSG) [1]	L 70-82
Dec. 11	Villanova (H) [2]	L 61-76
Dec. 15	Minnesota (A)	L 39-77
Dec. 21	Fairleigh Dickinson (H)	W 77-50
Dec. 26	Manhattan (MSG) [1] %	W 68-61
Dec. 28	Georgia Tech (MSG) [1] %	W 67-55
Jan. 2	Providence (A)	L 77-67
Jan. 4	Pittsburgh (MSG) [1]	W 75-64
Jan. 8	Connecticut (A)	W 71-67 (OT)
Jan. 12	West Virginia (H)	L 77-90
Jan. 14	Niagara (A)	W 62-40
Jan. 18	Pittsburgh (A)	W 60-55
Jan. 21	Georgetown (A)	L 57-62
Jan. 25	Providence (MSG) [1]	L 59-72
Jan. 29	Rutgers (MSG) [1]	L 47-49
Feb. 1	Georgetown (MSG) [1]	L 68-71
Feb. 4	Notre Dame (A)	L 70-75
Feb. 9	Boston College (MSG) [1]	L 80-81 (OT)
Feb. 12	Syracuse (MSG) [1]	W 91-87
Feb. 15	Rutgers (A)	W 73-58
Feb. 19	Villanova (A)	L 54-65
Feb. 22	Miami (H)	W 77-73
Feb. 26	Seton Hall (A)	W 66-62
Mar. 5	Miami (MSG) [1] %	L 68-76 (OT)

[1] Played at Madison Square Garden, New York, N.Y.

% ECAC Holiday Festival, Madison Square Garden, New York, N.Y.

[2] First St. John's home game played at Nassau Coliseum, Unidionale, N.Y.

% BIG EAST Tournament, Madison Square Garden, New York, N.Y.

1997-1998 RECORD: 22-10 COACH: FRAN FRASCHILLA

Nov. 15	Lafayette (H)	W 72-49
Nov. 22	St. John's (H)	W 83-73
Nov. 27	vs. American Univ. of PR @	W 93-81
Nov. 28	vs. Georgia Tech @	L 65-77
Nov. 29	vs. Illinois @	W 83-66
Dec. 3	Syracuse (H) [1]	L 73-80
Dec. 6	West Virginia (A)	L 70-82
Dec. 9	Colgate (H)	W 69-53
Dec. 17	Manhattan (A)	W 84-60
Dec. 20	DePaul (H)	W 74-70 (2OT)
Dec. 26	Niagara [1] %	L 63-86
Dec. 27	Drexel [1] %	W 75-46
Dec. 30	Notre Dame (A)	W 79-69
Jan. 3	Seton Hall (H) [1]	L 59-61
Jan. 6	Louisville (A)	L 67-73
Jan. 10	Georgetown (A)	W 66-60
Jan. 13	Miami (H)	W 73-64
Jan. 17	Providence (A)	W 63-56
Jan. 19	Connecticut (H) [1]	W 64-62
Jan. 22	Pittsburgh (A)	W 90-83 (2OT)
Jan. 25	Rutgers (H) [1]	W 82-59
Jan. 28	Villanova (H) [1]	W 76-58
Jan. 31	Notre Dame (H) [1]	L 65-73
Feb. 4	Boston College (A)	W 91-79
Feb. 7	West Virginia (H)	W 77-69
Feb. 15	Seton Hall (H) [1]	W 64-60
Feb. 18	Boston College (H) [1]	W 66-61
Feb. 24	Syracuse (A)	W 67-65
Feb. 28	Connecticut (A)	L 58-87
Mar. 5	vs. Boston College [1] %	W 91-80
Mar. 6	vs. Syracuse [1] %	L 67-69 (OT)
Mar. 13	vs. Detroit Mercy @	L 64-66

[1] Played at Madison Square Garden, New York, N.Y.

@ Puerto Rico Shootout, San Juan, P.R.

% ECAC Holiday Festival, Madison Square Garden, New York, N.Y.

% BIG EAST Tournament, Madison Square Garden, New York, N.Y.

NCAA Tournament, United Center, Chicago, Ill.

1998-1999 RECORD: 28-9 COACH: MIKE JARVIS

Nov. 16	UNC Asheville (H)*	W 105-50
Nov. 18	Massachusetts (H)*	W 73-69
Nov. 23	Columbia (H)	W 71-55
Nov. 25	Stanford (MSG)*	L 53-55
Nov. 27	Purdue (MSG)*	L 69-70
Nov. 30	St. Francis (NY) (H)	W 97-63
Dec. 2	Hofstra (H)	W 70-49
Dec. 5	Boston College (A)	W 74-55
Dec. 9	Pittsburgh (H)	W 73-52
Dec. 12	Virginia (A)	W 95-68
Dec. 19	Fordham (H)	W 88-57
Dec. 22	Fairleigh Dickinson (H)	W 81-54
Jan. 2	Rutgers (A)	W 77-73
Jan. 4	Niagara (H)	W 115-70
Jan. 6	Miami (Fla.) (A)	L 79-84
Jan. 9	Seton Hall (MSG)	W 86-75
Jan. 11	Georgetown (MSG)	W 71-69
Jan. 16	Rutgers (MSG)	W 88-78
Jan. 20	Providence (A)	W 84-57
Jan. 24	Duke (MSG)	L 88-92 (OT)
Jan. 27	Syracuse (H)	W 75-70
Jan. 30	Connecticut (MSG)	L 74-78
Feb. 3	Miami (Fla.) (MSG)	L 70-73
Feb. 6	Pittsburgh (A)	W 88-60
Feb. 9	West Virginia (A)	W 80-68
Feb. 13	Villanova (MSG)	W 82-75
Feb. 15	Providence (H)	W 104-70
Feb. 20	Georgetown (A)	W 74-66
Feb. 24	Notre Dame (MSG)	W 73-53
Feb. 27	Villanova (A)	L 60-66
Mar. 4	vs. Rutgers (MSG) %	W 77-62
Mar. 5	vs. Miami (Fla.) (MSG) %	W 62-59
Mar. 6	vs. Connecticut (MSG) %	L 63-82

Mar. 11 vs. Sanford # W 69-43

Mar. 13 vs. Indiana # W 86-61

Mar. 18 vs. Maryland # W 76-62

Mar. 20 vs. Ohio State # L 74-77

* Chase NIT

% BIG EAST Tournament, Madison Square Garden, New York, N.Y.

NCAA Tournament, First and Second Round, Orlando, Fla.

% NCAA Tournament, South Regional semifinal, Knoxville, Tenn.

! NCAA Tournament, South Regional final, Knoxville, Tenn.

1999-2000 RECORD: 25-8 COACH: MIKE JARVIS

Nov. 19	vs. Sanford*	L 60-68
Nov. 20	vs. New Mexico*	W 70-62
Nov. 23	Stony Brook (A)	W 84-43
Nov. 23	Coppin State (H)	W 75-52
Dec. 4	Virginia (MSG)	W 85-63
Dec. 8	St. Francis (N.Y.) (H)	W 88-66
Dec. 11	Niagara (A)	W 81-66
Dec. 14	DePaul (A)	L 65-71
Dec. 22	Hofstra (H)	W 98-86
Dec. 29	Sacred Heart (H)	W 95-66
Jan. 3	Pittsburgh (H)	W 82-58
Jan. 8	West Virginia (A)	W 86-74
Jan. 10	Georgetown (MSG)	W 75-66
Jan. 16	Connecticut (A)	W 82-77
Jan. 18	Seton Hall (A)	L 70-78
Jan. 22	Ohio State (MSG)	L 64-65
Jan. 25	Rutgers (MSG)	W 61-57
Jan. 29	Notre Dame (A)	L 60-73
Jan. 31	Syracuse (A)	L 57-63
Feb. 5	Boston College (H)	W 59-58
Feb. 8	Providence (A)	W 61-46
Feb. 12	Villanova (MSG)	W 78-75
Feb. 15	Boston College (A)	W 73-69
Feb. 19	Syracuse (MSG)	W 76-75
Feb. 21	Connecticut (MSG)	W 79-64
Feb. 26	Duke (A)	W 83-82
Feb. 29	Seton Hall (MSG)	W 66-60
Mar. 5	Miami (A)	L 70-74 (OT)
Mar. 9	vs. Villanova%	W 75-70
Mar. 10	vs. Miami%	W 58-57
Mar. 11	vs. Connecticut%	W 80-70
Mar. 16	vs. Northern Arizona#	W 61-56
Mar. 18	vs. Gonzaga#	L 76-82

* CoSIDA Classic

% BIG EAST Tournament (Madison Square Garden, New York, N.Y.)

NCAA Tournament (Tucson, Ariz.)

2000-2001 RECORD: 5-15 (14-15) *** COACH: MIKE JARVIS

Nov. 9	vs. Kentucky* ***	W 62-61
Nov. 10	vs. Kansas*	L 74-82
Nov. 18	Stony Brook (H) ***	W 92-62
Nov. 25	Niagara (H) ***	W 92-59
Dec. 2	vs. George Washington+	L 75-85
Dec. 3	vs. Michigan+ ***	W 97-83
Dec. 9	Fordham (A)	L 67-68
Dec. 13	Ohio State (A)	L 58-71
Dec. 16	vs. Hofstra [1]	L 80-86
Dec. 21	Manhattan (H)	W 72-63
Dec. 30	San Francisco (H) ***	W 92-77
Jan. 3	Virginia Tech (H) ***	W 89-64
Jan. 6	Connecticut (A)	L 80-82 (OT)
Jan. 10	Boston College (MSG)	W 73-71
Jan. 14	Rutgers (A) ***	W 80-71
Jan. 20	Villanova (MSG)	W 82-70
Jan. 22	Miami (MSG) ***	W 67-63
Jan. 27	Virginia Tech (A)	L 65-59
Jan. 30	Connecticut (MSG) ***	W 60-55
Feb. 3	Providence (A)	L 75-63
Feb. 5	Notre Dame (A)	L 83-73
Feb. 10	Miami (A)	W 85-79 (2OT)
Feb. 14	Providence (H)	L 64-53
Feb. 18	Duke (MSG)	L 91-59
Feb. 21	Georgetown (MSG)	W 73-70
Feb. 25	Villanova (A)	L 71-55
Feb. 28	Boston College (A)	L 67-62
Mar. 4	Syracuse (MSG)	L 93-91
Mar. 8	vs. Seton Hall!	L 78-66

* Coaches vs. Cancer IKON Classic at Madison Square Garden, New York, N.Y.

+ BB&T Classic at MCI Center, Washington, D.C.

[1] at Nassau Coliseum

! AT&T BIG EAST Championship

2001-2002
RECORD: 7-11 (20-12) ***
COACH: MIKE JARVIS

Nov. 17 Stony Brook (H) ***	W 72-55
Nov. 22 vs. Gonzaga%	L 65-58
Nov. 23 vs. Oregon State% ***	W 66-63
Nov. 24 vs. Tennessee% ***	W 69-55
Dec. 1 Fordham (MSG) ***	W 76-67
Dec. 8 Manhattan (A) (MSG)	L 85-68
Dec. 11 Niagara (A) ***	W 60-52
Dec. 16 Hofstra (H) ***	W 89-75
Dec. 20 St. Francis (N.Y.) (H) ***	W 89-82
Dec. 22 Wake Forest (MSG) ***	W 72-60
Dec. 29 Quinnipiac (H) ***	W 97-60
Jan. 2 Pittsburgh (A)	L 77-54
Jan. 5 West Virginia (MSG) ***	W 72-53
Jan. 8 Miami (H) ***	W 71-60
Jan. 12 Providence (A)	L 78-57
Jan. 17 Boston College (A) ***	W 64-57
Jan. 20 Villanova (MSG) ***	W 65-63
Jan. 23 Connecticut (A)	L 75-70
Jan. 26 Providence (MSG)	L 75-70 (OT)
Jan. 29 Seton Hall (A)	L 63-61 (OT)
Feb. 3 Virginia Tech (A)	W 72-63
Feb. 6 Fairfield (A)	W 95-56
Feb. 9 Connecticut (MSG)	W 85-83 (OT)
Feb. 13 Miami (A)	L 79-56
Feb. 16 Virginia Tech (A)	W 73-63
Feb. 18 Boston College (MSG)	W 71-62
Feb. 24 Duke (A)	L 97-55
Feb. 27 Notre Dame (MSG)	W 84-81
Mar. 3 Villanova (A)	L 77-62
Mar. 6 vs. Seton Hall*	W 64-58
Mar. 7 vs. Notre Dame*	L 83-63
Mar. 15 vs. Wisconsin*	L 80-70

% Great Alaska Shootout
 * BIG EAST Tournament
 ** NCAA Tournament ***

2002-2003
RECORD: 1-13 (21-13) ***
COACH: MIKE JARVIS

Nov. 26 Stony Brook (H) ***	W 68-57
Nov. 30 Fairfield (A) ***	W 81-68
Dec. 7 Fordham (A) ***	W 81-58
Dec. 11 St. Francis (N.Y.) (H) ***	W 80-58
Dec. 14 Hofstra (MSG) ***	W 84-59
Dec. 21 Wake Forest (A)	L 72-84
Dec. 27 Manhattan (MSG) [1]	L 65-72
Dec. 28 North Carolina (MSG) [1]	L 59-63
Jan. 2 Niagara (H) ***	W 78-68
Jan. 4 Seton Hall (MSG) ***	W 74-66
Jan. 8 Providence (A)	L 71-75
Jan. 11 UCLA (A)	W 80-65
Jan. 15 Villanova (MSG)	L 73-82
Jan. 18 Georgetown (A) ***	W 77-72
Jan. 25 Virginia Tech (A) ***	W 62-59
Feb. 27 Connecticut (MSG)	L 68-74
Feb. 7 Miami (MSG) ***	W 77-74
Feb. 5 Boston College (A)	L 82-84
Feb. 8 Virginia Tech (H)	L 54-71
Feb. 11 Villanova (A) ***	W 52-50
Feb. 15 Providence (H)	L 59-69
Feb. 18 Syracuse (A)	L 60-66
Feb. 22 Connecticut (A)	L 69-77
Feb. 26 Boston College (MSG)	L 63-81
Mar. 2 Duke (MSG) ***	W 72-71
Mar. 6 Rutgers (MSG) ***	W 75-59
Mar. 8 Miami (A) ***	W 76-73
Mar. 12 Notre Dame (MSG) ***	W 83-80
Mar. 13 vs. Boston College (MSG)* L75-82 (OT)	
Mar. 19 vs. Boston University (A)***W 62-57	
Mar. 24 vs. Virginia (A)***	W 73-63
Mar. 27 vs. IAB (A)***	W 79-71
Apr. 1 vs. Texas Tech (MSG)% ***W 64-63	
Apr. 4 vs. Georgetown (MSG)% ***W 70-67	

[1] ECAC Holiday Festival at Madison Square Garden, New York, N.Y.
 *BIG EAST Tournament; **NIT Games ***

2003-2004
RECORD: 2-21 (6-21) ***
COACH: MIKE JARVIS/KEVIN CLARK

Nov. 13 vs. Marquette (MSG) [1]	L 45-52
Nov. 24 Fairfield (H)	L 59-64 (OT)
Nov. 29 Stony Brook (A) ***	W 72-61
Dec. 2 Hofstra (H)	L 64-81
Dec. 6 Duke (A)	L 58-79
Dec. 9 St. Francis (N.Y.) (H) ***	W 58-52
Dec. 21 Georgia Tech (A)	L 66-79
Dec. 28 Pennsylvania (MSG) L 61-63 (2OT)	
Dec. 17 Holy Cross# (MSG)	W 64-61
Jan. 3 Niagara (MSG) ***	W 72-65
Jan. 7 Syracuse (A)	L 59-65
Jan. 10 Seton Hall (MSG)	L 54-71
Jan. 14 Miami (H)	L 64-70
Jan. 18 Villanova (A)	L 74-85
Jan. 20 Georgetown (A)	L 69-71
Jan. 24 Rutgers (A)	L 70-78
Jan. 28 West Virginia (A)	L 64-73
Jan. 31 UCLA (MSG) ***	W 71-55
Feb. 4 Pittsburgh (A)	L 55-71
Feb. 8 Boston College (MSG)	L 61-89
Jan. 14 Miami (H)	L 64-70
Feb. 11 West Virginia (A)	L 52-86
Feb. 18 Georgetown (MSG)	W 65-58
Feb. 21 Virginia Tech (A)	L 53-54
Feb. 24 Connecticut (MSG)	L 53-71
Feb. 29 Providence (MSG)	L 78-103
Mar. 3 Boston College (A)	L 54-68
Mar. 5 Notre Dame (MSG)	L 62-89

ECAC Holiday Festival, Madison Square Garden, New York, N.Y.

2004-2005
RECORD: 9-18
COACH: NORM ROBERTS

Nov. 20 Wagner (H)	W 79-68
Nov. 23 St. Francis (N.Y.) (H) [1]	L 52-53
Nov. 27 Niagara (A)	L 81-102
Nov. 30 Stony Brook (H)	W 66-57
Dec. 4 Illinois State (A)	L 69-77
Dec. 8 Virginia Tech (H)	W 65-75
Dec. 11 Hofstra (A)	L 68-78
Dec. 19 Marist (H)	W 74-66
Dec. 28 Canisius# (MSG)	W 71-51
Dec. 30 NC State# (MSG)	W 63-45
Jan. 5 Syracuse (MSG)	L 65-79
Jan. 8 West Virginia (A)	L 60-64
Jan. 15 Notre Dame (A)	L 66-67
Jan. 18 Pittsburgh (MSG)	W 65-62
Jan. 22 Boston College (H)	L 73-79
Jan. 25 Georgetown (A)	L 57-66
Jan. 29 Seton Hall (MSG)	L 55-62
Feb. 2 Rutgers (MSG)	W 53-52
Feb. 5 Connecticut (A)	L 46-68
Feb. 8 Pittsburgh (A)	L 44-55
Feb. 12 Seton Hall (A)	L 55-57
Feb. 16 West Virginia (H)	L 66-67
Feb. 20 Georgetown (MSG)	W 76-67
Feb. 23 Syracuse (A)	L 69-83
Feb. 26 Duke (MSG)	L 47-58
Mar. 1 Providence (A)	L 75-86
Mar. 5 Villanova (MSG)	L 68-70

[1] Alumni Hall renamed Carlesseca Arena
 # Dreyfus Holiday Festival at Madison Square Garden, New York, N.Y.

2005-2006
RECORD: 12-15
COACH: NORM ROBERTS

Nov. 19 UMES (H)	W 77-40
Nov. 22 St. Francis (N.Y.) (H)	W 64-50
Nov. 26 Niagara (H) [1]	W 67-61
Nov. 29 Hofstra (H)	L 51-64
Dec. 1 Charleston Southern (H)	W 64-50
Dec. 7 Stony Brook (H)	W 63-45
Dec. 10 Virginia Tech (A)	L 64-73
Dec. 17 Marist (MSG)	L 53-56
Dec. 21 Duke (A)	L 57-70
Dec. 27 Columbia (MSG) [2]	W 63-39
Dec. 28 Massachusetts (MSG) [2]	W 51-49
Jan. 4 Seton Hall (A)	L 61-69 (OT)
Jan. 8 Georgetown (MSG)	L 65-79
Jan. 14 South Florida (A)	W 68-49
Jan. 17 Louisville (MSG)	W 68-56
Jan. 21 Pittsburgh (MSG)	W 55-50
Jan. 25 Connecticut (A)	L 50-66
Jan. 29 West Virginia (MSG)	L 61-66
Feb. 1 Marquette (A)	L 61-81
Feb. 4 Providence (A)	L 73-81
Feb. 9 Georgetown (A)	L 41-64
Feb. 12 Syracuse (MSG)	L 60-75
Feb. 15 Rutgers (A)	W 54-51
Feb. 18 DePaul (MSG)	L 48-52
Feb. 21 Seton Hall (MSG)	W 58-47
Mar. 1 Villanova (A)	L 52-65
Mar. 5 Rutgers (H)	L 70-82

[1] Hill breaks 1,000
 [2] Panasonic Holiday Festival at Madison Square Garden, New York, N.Y.

2006-2007
RECORD: 16-15
COACH: NORM ROBERTS

Nov. 10 North Florida (H) [1]	W 74-53
Nov. 11 Navy (H) [1]	W 72-49
Nov. 16 Maryland (MSG) [1]	L 60-92
Nov. 17 Texas (MSG) [1]	L 76-77
Nov. 25 Illinois State (H)	L 65-78
Nov. 28 LIU (H)	W 64-46
Dec. 1 UMBEC (H)	W 78-57
Dec. 5 St. Francis (N.Y.) (H)	W 59-42
Dec. 9 at Niagara	W 86-64
Dec. 21 NJIT (H)	W 68-50
Dec. 23 Columbia (H)	W 76-70
Dec. 28 Boston University [2]	W 45-44 (OT)
Dec. 29 Hofstra [2]	L 51-63
Jan. 3 DePaul (MSG) [3]	W 64-53
Jan. 6 West Virginia (A)	L 46-73
Jan. 11 Seton Hall (A)	L 63-79
Jan. 13 Connecticut (MSG)	L 59-68
Jan. 16 DePaul (A)	L 63-71
Jan. 21 Syracuse (MSG)	W 64-60
Jan. 23 Notre Dame (MSG)	W 71-68
Jan. 27 Pittsburgh (A)	L 46-72
Feb. 1 Georgetown (MSG)	L 48-72
Feb. 4 Cincinnati (A)	W 73-64
Feb. 7 South Florida (H)	W 66-62
Feb. 11 Syracuse (A)	L 74-76
Feb. 15 Rutgers (H)	W 60-55
Feb. 17 Providence (A)	L 66-71
Feb. 21 Louisville (A)	L 48-72
Feb. 25 Duke (MSG)	L 50-67
Mar. 4 Providence (MSG)	W 77-64
Mar. 7 Marquette [4]	L 67-76

[1] 2K Sports College Hoops Classic Benefiting Coaches vs. Cancer
 [2] Aeropostale Holiday Festival at Madison Square Garden, New York, N.Y.
 [3] Hamilton breaks 1,000
 [4] BIG EAST Tournament, Madison Square Garden, New York, N.Y.

2007-2008
RECORD: 11-19
COACH: NORM ROBERTS

Nov. 14 St. Francis (N.Y.) (H)	W 72-64
Nov. 20 Sacred Heart (H)	W 76-49
Nov. 25 Fairleigh Dickinson (H)	W 92-67
Nov. 28 LIU (H)	W 68-56
Dec. 2 Miami (A)	L 47-66
Dec. 15 Niagara (H)	L 73-77
Dec. 19 Ohio [1]	L 69-71
Dec. 21 at Hawaii	W 68-62
Dec. 22 vs Tulane [1]	L 71-79
Dec. 28 Marist (MSG) [2]	W 62-59
Dec. 29 Virginia Tech (MSG) [2]	L 48-54
Jan. 2 Syracuse (H)	L 70-76
Jan. 5 Cincinnati (H)	W 70-58
Jan. 8 Connecticut (A)	L 65-81
Jan. 12 DePaul (H)	L 54-60
Jan. 17 West Virginia (A)	L 64-73
Jan. 23 Pittsburgh (MSG)	L 57-81
Jan. 26 Louisville (A)	L 57-67
Jan. 30 Georgetown (MSG)	L 74-42
Feb. 2 South Florida (A)	W 72-58
Feb. 6 Rutgers (A)	W 52-45
Feb. 9 Providence (H)	W 64-62
Feb. 13 Cincinnati (A)	L 43-60
Feb. 16 Villanova (MSG)	L 42-60
Feb. 20 Marquette (MSG)	L 64-73
Feb. 23 Duke (A)	L 56-86
Feb. 27 Georgetown (A)	L 52-64
Mar. 1 Seton Hall (H)	W 65-62
Mar. 5 Notre Dame (A)	L 55-68
Mar. 8 West Virginia (MSG)	L 74-83 (OT)

[1] 14th Outrigger Hotels Rainbow Classic
 [2] Aeropostale Holiday Festival

2008-2009
RECORD: 16-18
COACH: NORM ROBERTS

Nov. 14 LIU (H)	W 73-63
Nov. 17 Cornell [1]	W 86-75
Nov. 18 Boston College [1]	L 70-82
Nov. 22 Howard (H)	W 79-44
Nov. 24 Eastern Michigan (H) [2]	W 73-61
Nov. 25 Loyola (Ill.) [2]	W 73-54
Dec. 1 St. Francis (N.Y.) (H)	W 69-61
Dec. 8 NJIT (H)	W 82-54
Dec. 14 Bethune-Cookman (H)	W 77-59
Dec. 20 Marist (MSG) [3]	W 65-44
Dec. 21 Virginia Tech (MSG) [3]	L 67-81
Dec. 27 Miami (Fla.) (MSG)	L 56-70
Dec. 31 Providence (A)	L 54-75
Jan. 3 Notre Dame (MSG)	W 71-65
Jan. 11 Pittsburgh (A)	L 67-90
Jan. 15 Connecticut (MSG)	L 55-67
Jan. 18 Villanova (A)	L 57-76
Jan. 22 Cincinnati (H)	L 60-71
Jan. 24 Rutgers (MSG)	W 70-59
Jan. 28 West Virginia (A)	L 52-75
Feb. 1 USF (H)	W 65-48
Feb. 5 Seton Hall (A)	L 81-91
Feb. 8 Louisville (MSG)	L 47-60
Feb. 11 Cincinnati (A)	L 61-71
Feb. 14 Marquette (A)	L 59-73
Feb. 19 Duke (MSG)	L 69-76
Feb. 22 Seton Hall (H)	W 70-65
Feb. 24 Syracuse (MSG)	L 58-87
Feb. 28 DePaul (A)	W 84-63
Mar. 3 Georgetown (MSG)	W 59-56 (OT)
Mar. 6 Notre Dame (A)	L 55-74
Mar. 10 Georgetown (MSG) [4]	W 64-59
Mar. 11 Marquette (MSG) [4]	L 45-74
Mar. 18 Richmond (A) [5]	L 69-75

[1] NIT Season Tip-Off Opening Rounds, Conte Forum, Chestnut Hill, Mass.
 [2] NIT Season Tip-Off Consolation Rounds
 [3] Aeropostale Holiday Festival, Madison Square Garden, New York, N.Y.
 [4] BIG EAST Tournament, Madison Square Garden, New York, N.Y.
 [5] College Basketball Invitational, Robins Center, Richmond, Va.



All-Time Results

2009-2010 RECORD: 17-16 COACH: NORM ROBERTS

Nov. 13 Long Island (H)	W 83-70
Nov. 17 St. Bonaventure (A)	W 69-68
Nov. 20 Brown (H) [1]	W 79-76
Nov. 27 Siena (N) [1]	W 77-68
Nov. 28 Temple (N) [1]	W 55-48
Dec. 2 Story Brook (H)	W 63-55
Dec. 5 Duke (A)	L 71-80
Dec. 9 Georgia (MSG) [2]	W 66-56
Dec. 13 Fordham (H)	W 73-56
Dec. 20 Hofstra (MSG) [3]	W 72-60
Dec. 21 Cornell (MSG) [3]	L 66-71
Dec. 23 Bryant (H)	W 80-44
Dec. 31 Georgetown (A)	L 59-66
Jan. 3 Providence (H)	L 59-74
Jan. 9 Louisville (A)	L 68-75
Jan. 13 Cincinnati (MSG)	W 52-50
Jan. 17 DePaul (H)	W 67-47
Jan. 20 Connecticut (A)	L 59-75
Jan. 23 Villanova (MSG)	L 71-81
Jan. 28 Pittsburgh (A)	L 53-63
Feb. 2 Rutgers (A)	L 72-84
Feb. 6 West Virginia (MSG)	L 60-79
Feb. 11 Louisville (MSG)	W 74-55
Feb. 14 Notre Dame (A)	W 69-68
Feb. 17 Seton Hall (H)	L 50-59
Feb. 20 USF (A)	W 74-58
Feb. 24 Marquette (H)	L 61-63 (OT)
Feb. 27 Pittsburgh (MSG)	L 64-71
Mar. 2 Syracuse (A)	L 66-85
Mar. 5 DePaul (A)	W 90-82 (3OT)
Mar. 9 Connecticut (N) [4]	W 73-51
Mar. 10 Marquette (N) [4]	L 55-57
Mar. 17 Memphis (A) [5]	L 71-73

- [1] Philly Hoop Group Classic, The Palestra, Philadelphia, Pa.
 [2] DirecTV SEC BIG EAST Invitational, New York, N.Y.
 [3] Madison Square Garden Holiday Festival, Madison Square Garden, New York, N.Y.
 [4] BIG EAST Tournament, Madison Square Garden, New York, N.Y.
 [5] NIT First Round, FedExForum, Memphis, Tenn.

2010-2011 RECORD: 21-12 COACH: STEVE LAVIN

Nov. 16 Saint Mary's (A)	L 71-76
Nov. 17 Columbia (H)	W 79-66
Nov. 25 Ball State (N) [1]	W 78-73 (OT)
Nov. 26 Drake (N) [1]	W 82-39
Nov. 28 Arizona State (N) [1]	W 69-58
Dec. 7 Wagner (H)	W 69-61
Dec. 7 St. Bonaventure (H)	L 66-67
Dec. 11 Fordham (A)	L 81-84
Dec. 20 Davidson (MSG) [2]	W 62-57
Dec. 21 Northwestern (MSG) [2]	W 85-69
Dec. 29 West Virginia (A)	W 81-71
Jan. 1 Providence (A)	W 67-65
Jan. 3 Georgetown (H)	W 61-58
Jan. 8 Notre Dame (A)	L 61-76
Jan. 12 Syracuse (MSG)	L 59-76
Jan. 16 Notre Dame (MSG)	W 72-54
Jan. 19 Louisville (A)	L 63-88
Jan. 22 Cincinnati (H)	L 51-53
Jan. 26 Georgetown (A)	L 52-77
Jan. 30 Duke (MSG)	W 93-78
Feb. 2 Rutgers (H)	W 58-56
Feb. 5 Ucla (A)	L 59-66
Feb. 10 Connecticut (MSG)	W 89-72
Feb. 13 Cincinnati (A)	W 59-57
Feb. 15 Marquette (A)	W 80-68
Feb. 19 Pittsburgh (MSG)	W 60-59
Feb. 23 DePaul (H)	W 76-51
Feb. 26 Villanova (A)	W 81-68
Mar. 3 Seton Hall (H)	L 70-84
Mar. 5 USF (H)	W 72-56
Mar. 9 Rutgers (N) [3]	W 65-63
Mar. 10 Syracuse (N) [3]	L 73-79
Mar. 17 Gonzaga (N) [4]	L 71-86

- [1] Carri's/Sawfery Great Alaska Shootout, Sullivan Arena, Anchorage, Alaska.
 [2] Madison Square Garden Holiday Festival, Madison Square Garden, New York, N.Y.
 [3] BIG EAST Tournament, Madison Square Garden, New York, N.Y.
 [4] NCAA Tournament First Round, Pepsi Center, Denver, Colo.

2011-12 RECORD: 13-19 COACH: STEVE LAVIN ****

Nov. 7 William & Mary (CA) [1]	W 74-59
Nov. 9 Lehigh (CA) [1] ****	W 78-73
Nov. 13 UMBC (CA) ****	W 82-59
Nov. 17 Arizona (MSG) [1] ****	L 81-72
Nov. 18 Texas A&M (MSG) [1] ****	58-57
Nov. 22 St. Francis (N.Y.) (CA)	W 63-48
Nov. 26 Northeastern (CA)	L 78-64
Dec. 1 Kentucky (A) [2]	L 81-59
Dec. 5 Detroit (A)	L 78-64
Dec. 17 Fordham (MSG) [3]	W 56-50
Dec. 21 Texas-Pan American (CA)	W 66-61
Dec. 27 Providence (CA)	W 91-67
Dec. 31 Connecticut (A)	L 83-69
Jan. 3 Louisville (MSG)	L 73-58
Jan. 7 Cincinnati (A)	W 57-55
Jan. 11 Marquette (A)	L 83-64
Jan. 15 Georgetown (MSG)	L 69-49
Jan. 18 South Florida (A)	L 64-49
Jan. 21 Villanova (MSG)	L 79-76
Jan. 25 West Virginia (MSG)	W 78-62
Jan. 28 Duke (A)	L 83-76
Feb. 1 DePaul (A)	W 87-81
Feb. 4 Syracuse (MSG)	L 95-70
Feb. 8 Cincinnati (MSG)	L 76-54
Feb. 12 Georgetown (A)	L 71-61
Feb. 14 Seton Hall (A)	L 94-64
Feb. 18 UCLA (MSG)	W 66-63
Feb. 20 DePaul (CA)	W 79-72
Feb. 25 Notre Dame (MSG)	W 61-58
Mar. 2 Rutgers (A)	L 89-69
Mar. 3 Pittsburgh (A)	L 61-58
Mar. 6 Rutgers (NJ) [4]	L 73-59

- [1] 2K Sports Classic
 [2] SEC-BIG EAST Challenge
 [3] Madison Square Garden Holiday Festival, New York, N.Y.
 [4] BIG EAST Championship, Madison Square Garden, New York, N.Y.

2012-13 RECORD: 17-16 COACH: STEVE LAVIN

Nov. 13 Detroit (CA)	W 77-74
Nov. 15 Col. of Charleston (A) [1]	W 64-53
Nov. 16 Murray State (N) [1]	L 67-72
Nov. 18 No. 16/17 Baylor (N) [1]	L 97-78
Nov. 21 Holy Cross (CA)	W 65-53
Nov. 24 Florida Gulf Coast (CA)	W 79-68
Nov. 29 South Carolina (CA) [2]	W 89-65
Dec. 1 NJIT (CA)	W 57-49
Dec. 4 San Francisco (A)	L 81-65
Dec. 8 Fordham (MSG)	W 58-47
Dec. 15 St. Francis (N.Y.) (B) [3]	W 77-60
Dec. 21 UNC-Asheville (CA)	L 72-65
Jan. 2 Villanova (A)	L 98-86 (OT)
Jan. 5 No. 14/15 Cincinnati (A)	W 53-52
Jan. 9 Rutgers (MSG)	L 58-56
Jan. 12 No. 19/22 Georgetown (MSG)	L 67-51
Jan. 15 No. 20/20 Notre Dame (MSG)	W 67-63
Jan. 19 DePaul (A)	W 71-62
Jan. 23 Rutgers (A)	W 72-60
Jan. 27 Seton Hall (MSG)	W 71-67
Jan. 30 DePaul (CA)	W 79-74 (OT)
Feb. 2 Georgetown (A)	L 68-56
Feb. 6 Connecticut (MSG)	W 71-65
Feb. 10 No. 9/9 Syracuse (A)	L 77-58
Feb. 14 No. 12/12 Louisville (A)	L 72-58
Feb. 20 USF (CA)	W 69-54
Feb. 24 No. 20/22 Pittsburgh (MSG)	L 63-47
Mar. 2 Providence (A)	L 62-59
Mar. 5 No. 24/24 Notre Dame (A)	L 66-40
Mar. 9 No. 15/17 Marquette (MSG)	L 69-67
Mar. 13 Villanova (N) [4]	L 66-53
Mar. 19 Saint Joseph's (A) [5]	W 63-61
Mar. 24 Virginia (A) [6]	L 68-50

- [1] DirecTV Charleston Classic Pres. By Foster Grant
 [2] SEC-BIG EAST Challenge
 [3] BROOKLYN HOOPS Winter Festival
 [4] BIG EAST Championship, Madison Square Garden, New York, N.Y.
 [5] NIT First Round, Hagan Arena, Philadelphia, Pa.
 [6] NIT Second Round, John Paul Jones Arena, Charlottesville, Va.

2013-14 RECORD: 20-13 COACH: STEVE LAVIN

Nov. 8 No. 20/21 Wisconsin (A)	L 86-75
Nov. 15 Wagner (CA)	W 73-57
Nov. 19 Bucknell (CA)	W 67-63
Nov. 22 Monmouth (CA) [1]	W 64-54
Nov. 26 Longwood (CA) [1]	W 65-47
Nov. 29 Penn State (BC) [1]	L 89-82 (OT)
Nov. 30 Georgia Tech (BC) [1]	W 69-58
Dec. 7 Fordham (MSG) [2]	W 104-58
Dec. 15 No. 2/3 Syracuse (MSG)	L 68-63
Dec. 18 San Francisco (A)	W 81-57
Dec. 21 Youngstown State (CA)	W 96-87
Dec. 28 Columbia (BC) [3]	W 65-59
Dec. 31 Xavier (A)	L 70-60
Jan. 4 Georgetown (A)	L 77-60
Jan. 11 No. 8/10 Villanova (MSG)	L 74-67
Jan. 14 DePaul (A)	L 77-75
Jan. 16 Providence (CA)	L 84-83 (2OT)
Jan. 18 Dartmouth (CA)	W 69-55
Jan. 23 Seton Hall (CA)	W 77-76
Jan. 25 Butler (A)	W 69-52
Jan. 28 No. 20/20 Creighton (A)	L 63-60
Feb. 1 Marquette (MSG)	W 75-59
Feb. 4 Providence (A)	W 86-76
Feb. 9 No. 12/12 Creighton (MSG) [W, 70-65]	
Feb. 13 Seton Hall (A)	W 68-67
Feb. 16 Georgetown (MSG)	W 82-60
Feb. 18 Butler (MSG)	W 57-54
Feb. 22 No. 9/11 Villanova (A)	L 72-52
Feb. 25 Xavier (MSG)	L 65-53
Mar. 2 DePaul (MSG)	W 72-64
Mar. 8 Marquette (A)	W 91-90 (2OT)
Mar. 13 Providence (MSG) [4]	L 79-74
Mar. 18 Robert Morris (CA) [5]	L 89-78

- [1] Barclays Center Classic presented by Continental Tire
 [2] Madison Square Garden Holiday Festival
 [3] BROOKLYN HOOPS Winter Festival presented by Honda
 [4] BIG EAST Conference Tournament
 [5] Postseason NIT

2014-15 RECORD: 21-12 COACH: STEVE LAVIN

Nov. 14 NJIT (CA)	W 77-58
Nov. 17 Franklin Pierce (CA)	W 94-81 [1]
Nov. 19 LIU Brooklyn (CA)	W 66-53 [1]
Nov. 26 Minnesota (MSG)	W 70-61 [1]
Nov. 28 Gonzaga (MSG)	L 73-66 [1]
Dec. 2 Niagara (CA)	W 70-57
Dec. 6 Syracuse (A)	W 69-57
Dec. 10 Fairleigh Dickinson (CA)	W 74-52
Dec. 14 Fordham (MSG)	W 74-53 [2]
Dec. 19 Saint Mary's (CA)	W 53-47
Dec. 22 Long Beach State (CA)	W 66-49
Dec. 28 Tulane (BC)	W 82-57 [3]
Dec. 31 Seton Hall (A)	L 78-67
Jan. 3 Butler (A)	L 73-69
Jan. 6 Villanova (MSG)	L 90-72
Jan. 14 Providence (A)	W 83-70
Jan. 18 DePaul (A)	L 71-67 (OT)
Jan. 21 Marquette (MSG)	W 60-57
Jan. 25 Duke (MSG)	L 77-68
Jan. 28 Creighton (A)	L 77-74
Feb. 31 Providence (MSG)	W 75-66
Feb. 3 Butler (A)	L 85-62
Feb. 7 Creighton (MSG)	W 84-66
Feb. 11 DePaul (CA)	W 86-78
Feb. 14 Xavier (A)	W 78-70
Feb. 17 Georgetown (A)	L 79-57
Feb. 21 Seton Hall (CA)	W 85-72
Feb. 23 Xavier (MSG)	W 58-57
Feb. 28 Georgetown (MSG)	W 81-70
Mar. 4 Marquette (A)	W 67-51
Mar. 7 Villanova (A)	L 105-68
Mar. 12 Providence (MSG)	L 74-57 [4]
Mar. 20 San Diego State (N)	L 76-64 [5]

- [1] NIT Season Tip-Off
 [2] Madison Square Garden Holiday Festival
 [3] BROOKLYN HOOPS Winter Festival presented by Honda
 [4] BIG EAST Conference Tournament
 [5] NCAA Tournament

***47 games played during the 2000-01, 2001-02, 2002-03 and 2003-04 seasons vacated by the NCAA.

**** Head coach Steve Lavin coached four games while recovering from prostate cancer surgery (2-2). Interim coach Mike Dunlap coached the team for the remainder of the season (11-17).

Adelphi	2-1	George Mason	1-0	Monmouth	3-0	San Francisco	5-3
Akron	1-0	Georgetown	55-48	Montana State	1-0	Santa Clara	0-1
Alabama	2-2	George Washington	18-5	Montclair State	5-0	Savage College	9-1
Alabama-Birmingham	2-0	Georgia	2-1	Mount St. Mary's	4-1	Scranton	8-1
Albany Law	1-4	Georgia Tech	5-4	Muhlenberg	1-0	Seattle	1-0
Albany State	5-3	Gonzaga	1-4	Murray State	0-1	Seth Low College	2-0
American	6-1	Grambling State	1-0	Navy	2-6	Seton Hall	58-35
American University		Grove City	1-0	Nevada	0-1	Siena	3-0
of Puerto Rico	1-0	Hampden-Sydney	1-0	N.J. College of Pharmacy	1-0	South Carolina	4-0
Amherst	1-0	Harvard	3-0	N.J. Institute of Technology	4-0	South Florida	6-1
Arizona	0-1	Hawaii	5-0	New Mexico	3-0	Southern	2-0
Arizona St.	1-0	Hobart	1-0	N.Y. Agricultural College	2-0	Southern California	1-1
Arkansas	1-1	Hofstra	22-5	NYU	29-22	Southern Methodist	3-0
Army	27-15	Holy Cross	26-7	Niagara	72-27	Springfield	2-2
Auburn	0-1	Houston	1-0	North Carolina	2-2	Stanford	1-1
Ball St.	1-0	Howard	4-0	North Carolina A&T	1-0	Stony Brook	8-0
Baltimore	3-0	Hunter	2-0	North Carolina Asheville	1-1	Swarthmore	1-0
Bard	2-0	Illinois	3-1	NC State	6-7	Syracuse	38-51
Baylor	1-1	Illinois State	0-2	North Carolina Wilmington	1-0	Temple	32-21
Bethune-Cookman	1-0	Illinois Wesleyan	2-0	Northeastern	2-0	Tennessee	5-3
Boston College	45-28	Indiana	2-4	Northern Arizona	1-0	Tennessee Tech	1-0
Boston University	3-0	Indiana State	1-0	Northern Illinois	1-0	Texas	1-1
Bowling Green	2-3	Iona	6-3	Northwestern	2-1	Texas A&M	0-1
Bradley	3-4	Iowa	1-1	Notre Dame	19-21	Texas-Pan American	1-0
Bridgeport	10-0	Iowa State	1-0	Ohio	3-2	Texas Tech	2-0
Brigham Young	7-1	Jacksonville	2-1	Ohio State	2-7	Toledo	1-0
Brooklyn College	27-2	James Madison	2-0	Oklahoma	4-1	Toronto	4-1
Brooklyn Law	4-1	John Carroll	1-0	Oklahoma State	1-0	Towson State	0-1
Brooklyn Poly Tech	6-0	John Marshall Law	5-0	Old Dominion	2-0	Trinity	2-0
Brown	2-0	Kansas	5-8	Oral Roberts	2-0	Tufts	2-0
Bryant	1-0	Kansas State	1-1	Oregon	1-1	Tulane	1-2
Bucknell	2-0	Kentucky	5-11	Oregon State	1-1	Tulsa	1-0
Butler	3-2	Lafayette	6-4	Pennsylvania	4-5	UCLA	7-3
Cal-Irvine	0-1	La Salle	3-3	Penn State	1-1	Union	3-3
Canisius	10-9	Lehigh	2-1	Pittsburgh	34-24	U.S. International	1-0
Carlisle Institute	1-0	LIU Brooklyn	10-3	Potsdam State	1-0	Utah	8-6
Carnegie Mellon	1-0	Long Beach State	1-0	Pratt	9-1	Vanderbilt	5-1
Cathedral College	20-6	Longwood	1-0	Princeton	10-6	Villanova	60-51
Catholic University	10-5	Louisiana State	2-1	Providence	60-46	Virginia	7-1
Centenary	1-0	Louisville	4-11	Purdue	1-3	Virginia Tech	6-6
Central Connecticut State	1-0	Lowell	1-0	Queens (Canada)	1-0	Wagner	16-2
Charleston	1-0	Loyola (Md.)	10-0	Quinnipiac	1-0	Wake Forest	2-2
Charleston Southern	1-0	Loyola (Ill.)	8-7	Rensselaer Poly	3-3	Washington & Jefferson	1-0
Cincinnati	9-7	Loyola (La.)	1-0	Rhode Island	25-6	Washington & Lee	2-1
CCNY	25-15	Loyola Marymount	1-0	Rice	2-1	Washington State	1-0
Clarkson Tech	2-2	Manhattan	62-25	Richmond	3-1	Wayne State	1-0
Clemson	1-1	Marist	5-1	Rider	11-0	Webb Institute	1-0
Colgate	5-2	Marquette	10-15	Roanoke	8-0	Wesleyan	1-1
Colorado	1-3	Marshall	0-1	Robert Morris	0-1	West Virginia	17-20
Columbia	18-7	Maryland	2-2	Rochester	1-1	Western Kentucky	2-2
Connecticut	35-28	Maryland-Baltimore County	2-0	Rutgers	26-14	Western Michigan	0-1
Cooper Union	7-0	Maryland-Eastern Shore	1-0	Sacred Heart	2-0	Westminster	3-2
Coppin State	2-0	Massachusetts	8-0	St. Bonaventure	12-6	Wichita State	1-0
Cornell	1-1	Memphis	1-1	St. Francis (N.Y.)	65-12	William & Mary	3-0
Creighton	7-4	Merchant Marine	8-0	St. John's (Md.)	5-1	Wisconsin	0-4
Dartmouth	10-3	Miami (Fla.)	16-14	St. Joseph's	44-12	Wright State	1-0
Davidson	11-6	Miami (Ohio)	1-1	St. Lawrence	6-6	Wyoming	0-1
Dayton	5-5	Michigan	4-1	St. Louis	3-8	Xavier (Ohio)	3-2
Delaware	3-0	Michigan State	2-0	St. Mary's	2-1	Yale	3-3
Denver	1-1	Middlebury	2-0	St. Peter's	17-0	Yeshiva	1-0
DePaul	19-16	Minnesota	1-2	Samford	1-1	Youngstown State	2-0
Detroit	2-1	Mississippi	1-0	San Diego	1-0		
Detroit Mercy	0-1	Missouri	1-0	San Diego State	0-1		
Drake	1-0						
Drexel	3-0						
Duke	6-16						
Duquesne	6-4						
Eastern Michigan	1-0						
Fairfield	5-1						
Fairleigh Dickinson	12-0						
Florida	0-1						
Florida Gulf Coast	1-0						
Fordham	65-21						
Franklin & Marshall	2-0						
Franklin Pierce	1-0						
Gallaudet	3-0						

ST. JOHN'S MOST FREQUENTLY PLAYED OPPONENTS

Rank	Opponent	Meetings	STJ Record Vs. Opp.
1.	Villanova	111	60-51
2.	Providence	106	60-46
3.	Georgetown	103	55-48
4.	Niagara	99	72-27
5.	Seton Hall	93	58-35
6.	Syracuse	89	38-51
7.	Manhattan	87	62-25
8.	Fordham	86	65-21
9.	St. Francis (N.Y.)	77	65-12
10.	Boston College	73	45-28



Series Results

ADELPHI UNIVERSITY

Overall: 2-1

H: 1-0 A: 1-1

Jan. 18, 1907	A	L	4-82
Jan. 3, 1908	A	W	18-17
Feb. 21, 1908	H	W	42-6

AKRON, UNIVERSITY OF

Overall: 1-0

N: 1-0

Jan. 16, 1945	N	W	48-42
---------------	---	---	-------

ALABAMA, UNIVERSITY OF

Overall: 2-2

H: 0-1 N: 2-1

Dec. 17, 1955	N	W	87-79
Dec. 21, 1974	N	W	72-67
Mar. 12, 1981	H	L	69-73
Mar. 14, 1982	N	L	68-69

ALABAMA-BIRMINGHAM, UNIVERSITY OF

Overall: 2-0

H: 1-0 N: 1-0

Mar. 27, 1989	N	W	76-65
Mar. 27, 2003	H	W	79-71

ALBANY SCHOOL OF LAW

Overall: 1-4

H: 0-1 A: 1-3

Feb. 25, 1921	A	L	21-42
Feb. 21, 1922	A	L	19-21
Mar. 4, 1922	H	L	26-28
Jan. 11, 1924	A	L	20-22
Jan. 18, 1929	A	W	45-18

ALBANY, STATE UNIVERSITY OF NEW YORK AT

Overall: 5-3

H: 3-1 A: 2-2

Jan. 29, 1916	A	L	27-37
Feb. 19, 1916	H	L	16-23
Feb. 3, 1917	A	L	29-30
Feb. 16, 1917	H	W	34-22
Feb. 28, 1920	A	W	22-19
Jan. 14, 1922	H	W	41-17
Feb. 22, 1922	A	W	31-7
Jan. 10, 1924	H	W	25-21

AMERICAN UNIVERSITY

Overall: 6-1

H: 4-0 A: 1-1 N: 1-0

Dec. 5, 1970	N	W	83-75
Dec. 14, 1971	H	W	83-76
Dec. 16, 1972	A	L	75-79
Dec. 15, 1973	H	W	92-61
Jan. 25, 1975	A	W	74-68
Dec. 20, 1975	H	W	78-66
Nov. 24, 1978	H	W	72-70

AMERICAN UNIVERSITY OF PUERTO RICO

Overall: 1-0

A: 1-0

Nov. 27, 1997	A	W	93-81
---------------	---	---	-------

AMHERST COLLEGE

Overall: 1-0

H: 1-0

Jan. 3, 1917	H	W	39-32
--------------	---	---	-------

ARIZONA, UNIVERSITY OF

Overall: 0-1

N: 0-1

Nov. 17, 2011	N	L	72-81
---------------	---	---	-------

ARIZONA STATE UNIVERSITY

Overall: 1-0

N: 1-0

Nov. 28, 2010	N	W	67-58
---------------	---	---	-------

ARKANSAS, UNIVERSITY OF

Overall: 1-1

N: 1-1

Mar. 16, 1985	N	W	68-65
Mar. 20, 1993	N	L	74-80

ARMY (UNITED STATES MILITARY ACADEMY)

Overall: 27-15

H: 8-3 A: 14-12 N: 5-0

Jan. 14, 1914	A	L	14-43
Dec. 4, 1915	H	L	21-28
Dec. 9, 1916	A	W	26-15
Dec. 15, 1917	A	L	25-41
Dec. 6, 1919	A	L	25-35
Dec. 4, 1920	A	L	14-51
Dec. 13, 1921	A	L	18-42
Dec. 13, 1922	A	L	5-66
Jan. 7, 1925	A	W	26-17
Dec. 19, 1925	A	L	18-30
Dec. 18, 1926	A	L	24-25
Jan. 11, 1928	A	W	31-20
Feb. 9, 1929	A	W	25-21
Feb. 18, 1939	A	W	37-27
Jan. 19, 1944	A	L	36-39
Jan. 14, 1945	A	L	39-56
Jan. 23, 1960	A	W	78-64
Dec. 3, 1960	N	W	69-49
Feb. 3, 1962	A	W	57-51
Feb. 2, 1963	H	W	47-42
Feb. 15, 1964	A	L	64-67
Feb. 6, 1965	A	L	56-58
Mar. 18, 1965	N	W	67-60
Feb. 12, 1966	H	W	53-51
Feb. 11, 1967	A	W	51-45
Feb. 10, 1968	H	L	54-55
Feb. 8, 1969	A	W	64-43
Feb. 7, 1970	H	W	54-44
Mar. 19, 1970	N	W	60-59
Feb. 6, 1971	A	W	63-55
Feb. 5, 1972	H	L	70-73
Feb. 3, 1973	A	W	80-70
Feb. 2, 1974	H	W	74-50
Feb. 1, 1975	A	W	105-77
Feb. 19, 1976	H	W	87-75
Feb. 9, 1977	A	W	57-55
Dec. 6, 1977	H	W	73-60
Mar. 4, 1978	N	W	65-63
Jan. 31, 1979	A	W	72-65
Dec. 8, 1979	H	W	84-61
Jan. 27, 1982	N	W	67-54
Nov. 26, 1983	H	W	81-38

AUBURN UNIVERSITY

Overall: 0-1

N: 0-1

Mar. 16, 1986	N	L	65-81
---------------	---	---	-------

BALL STATE UNIVERSITY

Overall: 1-0

N: 1-0

Nov. 25, 2010	N	W	78-73 (OT)
---------------	---	---	------------

BALTIMORE, UNIVERSITY OF

Overall: 3-0

H: 3-0

Feb. 7, 1930	H	W	46-32
Jan. 9, 1979	H	W	75-52
Feb. 5, 1980	H	W	89-73

BARD COLLEGE

Overall: 2-0

H: 2-0

Dec. 3, 1909	H	W	96-5
Dec. 21, 1928	H	W	37-27

BAYLOR UNIVERSITY

Overall: 1-1

H: 1-0 N: 0-1

Dec. 7, 1978	H	W	83-82
Nov. 18, 2012	N	L	78-97

BETHUNE-COOKMAN UNIVERSITY

Overall: 1-0

H: 1-0

Dec. 14, 2008	H	W	77-59
---------------	---	---	-------

BOSTON COLLEGE

Overall: 45-27 BIG EAST: 32-23

H: 19-11 A: 16-11 N: 10-5

Feb. 7, 1946	N	W	69-44
Mar. 11, 1965	N	W	114-92
Mar. 17, 1967	N	L	62-63
Dec. 17, 1967	A	W	91-90
Dec. 28, 1967	N	W	60-57
Dec. 21, 1968	N	W	85-71
Mar. 2, 1970	A	W	71-64
Dec. 22, 1970	H	L	66-69
Feb. 15, 1972	A	L	66-70
Dec. 20, 1972	H	L	95-96
Feb. 19, 1974	A	W	80-72
Dec. 21, 1974	H	W	75-62
Jan. 21, 1976	A	W	53-51
Feb. 23, 1977	H	W	92-69
Jan. 14, 1978	A	W	76-54
Feb. 6, 1979	H	W	85-76
Dec. 28, 1979	N	W	78-70
Jan. 16, 1980	A	W	66-63
Feb. 2, 1981	H	W	76-71
Feb. 21, 1981	A	L	58-59
Feb. 3, 1982	A	W	71-70
Feb. 20, 1982	H	L	81-90
Jan. 15, 1983	A	L	64-68
Feb. 15, 1983	H	L	75-92
Mar. 12, 1983	N	W	85-77
Jan. 14, 1984	A	L	67-69
Feb. 13, 1984	H	W	68-65
Mar. 8, 1984	N	W	57-56
Jan. 19, 1985	N	W	66-59
Feb. 20, 1985	H	W	71-69
Jan. 7, 1986	N	L	77-79
Feb. 8, 1986	H	W	87-75
Jan. 10, 1987	H	W	62-58
Feb. 6, 1987	N	W	65-50
Feb. 8, 1988	H	L	76-80
Feb. 27, 1988	N	L	65-74
Jan. 21, 1989	A	W	74-66
Feb. 27, 1989	H	W	62-59
Mar. 9, 1989	N	L	74-81
Jan. 6, 1990	A	W	77-65
Jan. 20, 1990	H	W	65-59
Jan. 5, 1991	H	W	75-68
Feb. 13, 1991	A	W	66-60
Jan. 11, 1992	H	W	85-72
Feb. 5, 1992	A	W	70-60
Jan. 26, 1993	A	L	61-71
Feb. 13, 1993	H	W	65-61
Mar. 12, 1993	N	W	76-56
Jan. 26, 1994	H	L	68-85
Mar. 1, 1994	A	L	76-95
Feb. 11, 1995	H	W	81-71
Feb. 18, 1995	A	W	73-69
Jan. 20, 1996	A	L	78-91
Feb. 7, 1996	H	L	73-89
Feb. 9, 1997	H	L	80-81
Feb. 4, 1998	A	W	91-79
Feb. 18, 1998	H	W	66-61
Mar. 5, 1998	N	W	91-80
Dec. 5, 1998	A	W	74-55
Feb. 5, 1999	H	W	59-58
Feb. 15, 1999	A	W	73-69
Jan. 10, 2001	H	W	73-71
Feb. 28, 2001	A	L	62-67
Jan. 17, 2002	A	W	64-57
Feb. 18, 2002	H	W	71-62
Feb. 5, 2003	A	L	82-84
Feb. 26, 2003	H	L	63-81
Mar. 13, 2003	N	L	75-82 (OT)
Feb. 8, 2004	H	L	89-61
Mar. 3, 2004	A	L	68-54
Jan. 22, 2005	H	L	73-79
Nov. 18, 2008	A	L	70-82

BOSTON UNIVERSITY

Overall: 3-0

H: 2-0 A: 1-0

Jan. 15, 1925	A	W	29-18
Mar. 19, 2003	H	W	62-57
Dec. 28, 2006	H	W	45-44 (OT)

BOWLING GREEN STATE UNIVERSITY

Overall: 2-3

H: 1-0 N: 1-3

Mar. 16, 1944	N	W	44-40
Mar. 21, 1945	N	L	44-57
Mar. 13, 1949	N	L	64-77
Jan. 31, 1963	N	L	55-63
Nov. 26, 1994	H	W	77-64

BRADLEY UNIVERSITY

Overall: 3-4

A: 1-1 N: 2-3

Mar. 22, 1939	N	L	35-40
Feb. 14, 1940	A	W	37-35
Mar. 16, 1950	N	L	72-83
Jan. 11, 1951	N	W	68-59
Jan. 3, 1957	A	L	78-97
Dec. 13, 1958	N	L	66-71
Mar. 21, 1959	N	W	76-71

BRIDGEPORT UNIVERSITY

Overall: 10-0

H: 7-0 A: 3-0

Nov. 23, 1949	H	W	56-47
Nov. 29, 1950	H	W	99-60
Nov. 28, 1951	H	W	93-33
Dec. 9, 1952	H	W	83-70
Dec. 9, 1952	A	W	78-66
Dec. 8, 1958	H	W	92-56
Dec. 1, 1959	A	W	90-66
Feb. 7, 1960	H	W	109-59
Jan. 8, 1962	A	W	108-84
Dec. 4, 1962	H	W	75-42

BRIGHAM YOUNG UNIVERSITY

Overall: 7-1

H: 2-0 A: 2-0 N: 3-1

Overall: 7-1			
H: 2-0	A: 2-0	N: 3-1	
Dec. 6, 1951	N	W	66-52
Dec. 26, 1956	N	L	75-89
Dec. 30, 1966	N	W	76-73
Dec. 13, 1975	A	W	78-65
Dec. 16, 1978	H	W	90-83
Dec. 27, 1982	N	W	75-64
Nov. 26, 1988	H	W	83-77
Dec. 8, 1990	A	W	67-62

BROOKLYN LAW SCHOOL**Overall: 4-1****H: 3-1 A: 1-0**

Jan. 13, 1920	H	W	26-24
Dec. 9, 1920	H	W	40-27
Dec. 12, 1921	H	L	27-34
Dec. 6, 1922	H	W	45-22
Dec. 5, 1926	A	W	36-23

BROOKLYN POLYTECHNIC**INSTITUTE****Overall: 6-0****H: 5-0 A: 1-0**

Dec. 3, 1908	H	W	36-27
Jan. 18, 1910	H	W	35-18
Dec. 5, 1911	H	W	29-22
Jan. 11, 1915	H	W	26-23
Feb. 2, 1915	A	W	14-12
Feb. 8, 1916	H	W	19-15

BROWN UNIVERSITY**Overall: 2-0****H: 2-0**

Nov. 26, 1976	H	W	79-65
Nov. 20, 2009	H	W	79-76

BRYANT, UNIVERSITY OF**Overall: 1-0****H: 1-0**

Dec. 23, 2009	H	W	80-44
---------------	---	---	-------

BUCKNELL UNIVERSITY**Overall: 2-0****H: 2-0**

Feb. 10, 1912	H	W	26-18
Nov. 19, 2013	H	W	67-63

BUTLER UNIVERSITY**Overall: 3-2 BIG EAST: 2-2****H: 1-1 A: 1-1 N: 1-0**

Mar. 13, 1958	N	W	78-68
Jan. 25, 2014	A	W	69-52
Feb. 18, 2014	H	W	77-52
Jan. 3, 2015	H	L	69-73
Feb. 3, 2015	A	L	62-85

CALIFORNIA-IRVINE,**UNIVERSITY OF****Overall: 0-1****H: 0-1**

Nov. 25, 1996	H	L	77-83
---------------	---	---	-------

CANISIUS COLLEGE**Overall: 10-9****H: 5-1 A: 3-7 N: 2-1**

Feb. 18, 1922	A	L	17-29
Feb. 17, 1923	A	L	22-36
Feb. 23, 1924	A	L	22-36
Feb. 1, 1927	H	L	33-34
Feb. 14, 1933	H	W	49-26
Jan. 9, 1943	A	W	55-45
Feb. 19, 1944	A	L	43-48
Feb. 14, 1948	A	W	41-38
Feb. 9, 1949	N	L	48-59
Feb. 9, 1950	N	W	62-50
Feb. 10, 1951	A	W	57-49
Jan. 23, 1962	H	W	81-68
Jan. 5, 1963	A	L	49-52
Feb. 12, 1964	H	W	73-70
Feb. 27, 1965	A	L	75-85
Dec. 15, 1965	H	W	85-65
Jan. 28, 1967	A	L	73-75
Nov. 26, 1983	H	W	71-45
Dec. 28, 2004	N	W	71-51

CARLISLE INSTITUTE**Overall: 1-0****H: 1-0**

Jan. 12, 1911	H	W	44-17
---------------	---	---	-------

CARNEGIE MELLON**UNIVERSITY****Overall: 1-0****H: 1-0**

Feb. 20, 1931	H	W	24-18
---------------	---	---	-------

CATHEDRAL COLLEGE**Overall: 20-6****H: 16-3 A: 4-3**

Dec. 10, 1908	H	W	47-20
Nov. 17, 1909	H	W	42-6
Nov. 26, 1910	H	W	65-11
Dec. 2, 1911	H	W	41-14
Nov. 30, 1912	H	W	50-15
Nov. 28, 1913	H	W	31-11
Dec. 12, 1917	H	W	31-15
Mar. 6, 1918	A	W	36-30
Jan. 29, 1919	H	L	15-22
Feb. 24, 1919	A	L	8-34
Dec. 3, 1919	A	L	17-24
Jan. 21, 1920	H	L	24-25
Dec. 1, 1920	H	L	34-35
Jan. 19, 1921	A	W	28-17
Dec. 1, 1921	H	W	26-23
Nov. 19, 1922	A	L	18-25
Jan. 31, 1923	H	W	32-19
Dec. 4, 1923	H	W	41-27
Jan. 9, 1924	A	W	37-25
Dec. 15, 1925	H	W	36-23
Jan. 31, 1928	H	W	40-29
Jan. 29, 1929	H	W	36-15
Dec. 11, 1929	A	W	47-23
Jan. 29, 1944	H	W	68-43
Mar. 1, 1945	H	W	58-34
Dec. 7, 1945	H	W	55-19

CATHOLIC UNIVERSITY**Overall: 10-5****H: 8-1 A: 2-4**

Jan. 16, 1912	A	W	41-25
Feb. 22, 1912	H	W	by forfeit
Jan. 21, 1913	A	L	14-46
Feb. 22, 1913	H	W	36-26
Feb. 9, 1914	A	L	17-18
Feb. 20, 1914	H	L	15-19
Dec. 22, 1916	H	W	43-31
Dec. 22, 1919	H	W	34-32
Feb. 21, 1920	A	L	30-46
Dec. 23, 1920	H	W	35-28
Feb. 14, 1921	A	L	18-44
Feb. 17, 1930	A	W	36-16
Feb. 26, 1931	H	W	42-25
Dec. 11, 1931	H	W	38-15
Feb. 19, 1933	H	W	39-28

CENTENARY COLLEGE**Overall: 1-0****H: 1-0**

Dec. 23, 1979	H	W	92-72
---------------	---	---	-------

CENTRAL CONNECTICUT**STATE UNIVERSITY****Overall: 1-0****H: 1-0**

Nov. 24, 1990	H	W	135-92
---------------	---	---	--------

CHARLESTON, COLLEGE OF**Overall: 1-0****A: 1-0**

Nov. 15, 2012	A	W	64-53
---------------	---	---	-------

CHARLESTON SOUTHERN**UNIVERSITY****Overall: 1-0****H: 1-0**

Dec. 3, 2005	H	W	64-50
--------------	---	---	-------

CINCINNATI, UNIVERSITY OF**Overall: 9-7 BIG EAST: 6-5****H: 2-3 A: 4-2 N: 3-2**

Feb. 21, 1952	N	W	76-64
Feb. 2, 1956	N	L	78-93
Dec. 26, 1961	N	L	68-97
Dec. 30, 1964	N	W	66-64
Feb. 2, 1978	N	W	75-66
Feb. 4, 2007	A	W	73-64
Jan. 5, 2008	H	W	70-58
Feb. 13, 2008	A	L	43-60
Jan. 22, 2009	H	L	60-71
Feb. 11, 2009	A	L	61-71
Jan. 13, 2010	H	W	52-50
Jan. 22, 2011	H	L	51-53
Feb. 13, 2011	A	W	59-57
Jan. 7, 2012	A	W	57-55
Feb. 8, 2012	H	L	54-76
Jan. 5, 2013	A	W	53-52

CITY COLLEGE OF NEW**YORK (CCNY)****Overall: 25-15****H: 4-1 A: 9-7 N: 12-7**

Feb. 13, 1915	A	W	30-22
Jan. 12, 1916	H	L	21-39
Dec. 2, 1916	A	L	10-13
Dec. 1, 1917	A	L	11-27
Dec. 7, 1918	A	L	20-44
Dec. 4, 1926	A	L	20-24
Dec. 3, 1927	A	W	26-21
Dec. 15, 1928	A	W	33-24
Jan. 11, 1930	A	W	28-23
Jan. 10, 1931	A	W	26-21
Jan. 19, 1931	N	W	17-9
Jan. 9, 1932	A	L	18-28
Jan. 7, 1933	A	W	31-28
Jan. 6, 1934	A	L	25-30
Jan. 5, 1935	N	L	22-32
Jan. 4, 1936	N	W	25-22
Jan. 2, 1937	N	L	21-39
Jan. 8, 1938	N	W	42-35
Jan. 7, 1939	N	W	37-28
Jan. 6, 1940	N	W	33-26
Jan. 8, 1941	N	L	38-41
Jan. 7, 1942	N	L	46-48
Jan. 6, 1943	N	W	50-42
Jan. 5, 1944	N	W	45-38
Jan. 3, 1945	N	L	41-42
Jan. 9, 1946	N	W	75-50
Jan. 7, 1947	N	W	46-41
Jan. 6, 1948	N	W	38-34
Jan. 4, 1949	N	L	56-58
Jan. 3, 1950	N	L	52-54
Jan. 2, 1951	N	W	47-44
Jan. 12, 1952	N	W	71-46
Feb. 9, 1953	H	W	83-41
Feb. 22, 1954	A	L	60-64
Feb. 22, 1955	H	W	83-41
Mar. 3, 1956	A	W	77-69
Mar. 2, 1957	H	W	88-71
Mar. 1, 1958	A	W	69-55
Feb. 28, 1959	H	W	82-64
Feb. 15, 1960	A	W	93-67

CLARKSON INSTITUTE OF**TECHNOLOGY****Overall: 2-2****H: 2-1 A: 0-1**

Feb. 3, 1913	A	L	17-21
Dec. 20, 1914	H	L	23-29
Dec. 18, 1936	H	W	44-24
Dec. 17, 1942	H	W	68-34

CLEMSON UNIVERSITY**Overall: 1-1****H: 1-0 A: 0-1**

Jan. 17, 1973	H	W	87-59
Dec. 1, 1973	A	L	58-68

COLGATE UNIVERSITY**Overall: 5-2****H: 5-2**

Feb. 22, 1910	H	L	25-26
Feb. 13, 1911	H	W	31-20
Feb. 19, 1920	H	L	19-57
Feb. 22, 1969	H	W	77-62
Nov. 28, 1975	H	W	74-51
Dec. 11, 1993	H	W	92-79
Dec. 9, 1997	H	W	69-53

COLORADO, UNIVERSITY OF**Overall: 1-3****N: 1-3**

Dec. 30, 1938	N	W	39-37
Dec. 30, 1939	N	L	39-54
Dec. 30, 1940	N	L	42-47
Dec. 30, 1941	N	L	33-39

COLUMBIA UNIVERSITY**Overall: 18-7****H: 10-1 A: 7-5 N: 1-1**

Dec. 15, 1916	A	L	19-34
Jan. 19, 1918	H	L	21-29
Jan. 18, 1919	A	L	15-48
Dec. 2, 1922	A	L	17-44
Dec. 9, 1925	A	L	20-31
Dec. 11, 1926	A	W	35-30
Dec. 13, 1927	A	W	43-14
Jan. 8, 1929	A	W	32-25
Jan. 7, 1930	A	W	28-19
Dec. 30, 1967	N	L	55-60
Dec. 13, 1977	H	W	67-56
Dec. 12, 1978	A	L	77-90
Dec. 11, 1979	H	W	91-75
Dec. 10, 1980	A	W	58-42
Jan. 2, 1982	H	W	58-51
Dec. 1, 1982	A	W	72-45
Dec. 3, 1983	H	W	78-58
Feb. 12, 1985	A	W	68-49
Dec. 6, 1986	H	W	80-58
Nov. 30, 1993	H	W	79-49
Nov. 23, 1998	H	W	71-55
Nov. 27, 2005	H	W	63-39
Dec. 23, 2007	H	W	76-70
Nov. 11, 2010	H	W	79-66
Dec. 28, 2013	N	W	65-59

CONNECTICUT,**UNIVERSITY OF****Overall: 35-28 BIG EAST: 34-27****H: 19-8 A: 3-15 N: 13-5**

Mar. 20, 1951	N	W	63-52
Mar. 17, 1974	N	L	70-84
Jan. 5, 1980	H	W	83-73
Jan. 17, 1981	N	L	68-69
Jan. 16, 1981	H	W	72-65
Jan. 16, 1982	H	W	77-71
Jan. 10, 1982	N	W	93-82
Mar. 4, 1982	N	W	54-52
Jan. 11, 1983	N	W	85-73
Feb. 17, 1983	H	W	98-78
Jan. 10, 1984	H	W	68-65



Series Results

Jan. 8, 1995	A	L	78-98
Feb. 4, 1995	H	L	82-99
Jan. 17, 1996	A	L	73-88
Feb. 3, 1996	H	L	63-77
Jan. 18, 1997	A	W	71-67
Jan. 19, 1998	H	W	64-62
Feb. 28, 1998	A	L	58-87
Jan. 30, 1999	H	L	74-78
Mar. 6, 1999	N	L	63-82
Jan. 16, 2000	A	W	82-77
Feb. 21, 2000	H	W	79-64
Mar. 11, 2000	N	W	80-70
Jan. 6, 2001	A	L	80-82 (OT)
Jan. 30, 2001	H	W	60-55
Jan. 23, 2002	A	L	70-75
Feb. 9, 2002	H	W	85-83 (OT)
Jan. 27, 2003	H	L	68-74
Feb. 22, 2003	A	L	69-77
Feb. 24, 2004	H	L	53-71
Feb. 5, 2005	A	L	46-68
Jan. 25, 2006	A	L	50-66
Jan. 13, 2007	H	L	59-68
Jan. 12, 2008	A	L	65-81
Jan. 15, 2009	H	L	55-67
Jan. 20, 2010	A	L	59-75
Mar. 9, 2010	N	W	73-51
Feb. 10, 2011	H	W	89-72
Dec. 31, 2011	A	L	69-83
Feb. 6, 2013	H	W	71-65

COOPER UNION, THE

Overall: 7-0

H: 7-0

Feb. 18, 1921	H	W	56-23
Dec. 23, 1921	H	W	50-8
Dec. 20, 1923	H	W	32-31
Dec. 13, 1924	H	W	49-31
Dec. 5, 1925	H	W	42-25
Dec. 7, 1926	H	W	46-13
Dec. 17, 1927	H	W	46-19

COPPIN STATE COLLEGE

Overall: 2-0

H: 2-0

Nov. 30, 1994	H	W	78-73
Dec. 1, 1999	H	W	75-52

CORNELL UNIVERSITY

Overall: 1-1

H: 0-1 N: 1-0

Nov. 17, 2008	N	W	86-75
Dec. 21, 2009	H	L	66-71

CREIGHTON UNIVERSITY

Overall: 7-4 BIG EAST: 2-2

H: 4-0 A: 1-4 N: 2-0

Jan. 30, 1961	N	W	84-75
Jan. 13, 1962	H	W	72-52
Dec. 7, 1962	A	L	34-52
Jan. 29, 1964	H	W	64-60
Jan. 11, 1965	A	W	72-66
Feb. 14, 1966	A	L	67-86
Dec. 22, 1971	N	W	94-73
Jan. 28, 2014	A	L	60-63
Feb. 9, 2014	H	W	70-65
Jan. 28, 2015	A	L	74-77
Feb. 7, 2015	H	W	84-66

DARTMOUTH COLLEGE

Overall: 10-3

H: 5-1 A: 2-1 N: 3-1

Jan. 4, 1916	H	L	21-24
Jan. 3, 1918	H	W	32-25
Dec. 15, 1922	N	L	9-23
Dec. 13, 1941	A	L	55-74
Dec. 30, 1944	N	W	53-38
Dec. 28, 1959	N	W	73-66
Dec. 28, 1961	N	W	71-40
Jan. 30, 1971	H	W	66-56
Jan. 29, 1972	A	W	100-66
Jan. 27, 1973	H	W	106-66
Jan. 26, 1974	A	W	76-62

Nov. 25, 1994	H	W	93-63
Jan. 18, 2014	H	W	69-55

DAVIDSON COLLEGE

Overall: 11-6

H: 7-1 N: 4-5

Jan. 6, 1968	H	L	54-70
Mar. 9, 1968	N	L	70-79
Jan. 4, 1969	N	W	75-74
Mar. 13, 1969	N	L	69-79
Dec. 19, 1969	H	W	74-62
Jan. 26, 1971	N	L	54-56
Jan. 4, 1972	N	L	84-88
Jan. 6, 1973	N	W	78-77
Dec. 11, 1973	H	W	94-78
Dec. 11, 1975	N	L	77-81
Dec. 6, 1975	H	W	91-79
Nov. 30, 1976	N	W	58-57
Jan. 30, 1978	H	W	79-67
Dec. 14, 1980	H	W	67-48
Dec. 12, 1984	N	W	77-51
Dec. 29, 1990	H	W	83-65
Dec. 20, 2010	H	W	62-57

DAYTON, UNIVERSITY OF

Overall: 5-5

H: 2-0 A: 0-1 N: 3-4

Dec. 21, 1939	H	W	47-24
Mar. 15, 1951	N	L	62-69
Dec. 29, 1951	N	W	62-60
Dec. 27, 1954	N	L	56-70
Mar. 20, 1958	N	L	56-80
Dec. 27, 1959	N	W	76-63
Feb. 24, 1962	N	L	67-75
Dec. 27, 1963	N	W	88-76
Feb. 17, 1973	H	W	98-83
Jan. 5, 1974	A	L	58-84

DELAWARE, UNIVERSITY OF

Overall: 3-0

H: 3-0

Jan. 8, 1910	H	W	54-13
Feb. 28, 1914	H	W	20-19
Feb. 26, 1926	H	W	38-33

DENVER, UNIVERSITY OF

Overall: 1-1

N: 1-1

Dec. 4, 1947	N	L	52-54
Dec. 6, 1948	N	W	55-53

DEPAUL UNIVERSITY

Overall: 19-16 BIG EAST: 11-5

H: 10-2 A: 5-8 N: 4-6

Jan. 27, 1932	H	W	35-21
Feb. 24, 1937	N	L	33-35
Jan. 27, 1939	N	L	26-40
Mar. 24, 1944	N	W	47-39
Jan. 15, 1948	N	L	66-69
Jan. 18, 1949	N	L	58-61
Jan. 17, 1950	N	L	68-74
Feb. 20, 1983	N	W	64-52
Feb. 4, 1984	A	L	57-59
Feb. 17, 1985	H	W	93-80
Feb. 22, 1986	A	L	72-81
Mar. 15, 1987	A	L	75-83
Feb. 20, 1988	N	L	51-65
Feb. 18, 1989	A	W	67-64
Nov. 22, 1989	N	W	53-52
Feb. 24, 1990	N	W	77-74
Mar. 2, 1991	A	L	69-79
Dec. 20, 1997	H	W	74-70
Dec. 14, 1999	A	L	65-71
Feb. 18, 2006	H	L	48-52
Jan. 3, 2007	H	W	64-53
Jan. 16, 2007	A	L	63-71
Jan. 12, 2008	H	L	54-60
Feb. 28, 2009	A	W	84-63
Feb. 17, 2010	H	W	67-47
Mar. 5, 2010	A	W	90-82 (3OT)
Feb. 23, 2011	H	W	76-51
Feb. 1, 2012	A	W	87-81
Feb. 20, 2012	H	W	79-72
Jan. 19, 2013	A	W	71-62
Jan. 30, 2013	H	W	79-74 (OT)

Jan. 14, 2014	A	L	75-77
Mar. 2, 2014	H	W	72-64
Jan. 18, 2015	A	L	67-71 (OT)
Feb. 11, 2015	H	W	86-78

DETROIT, UNIVERSITY OF

Overall: 2-1

H: 1-0 A: 0-1 N: 1-0

Dec. 18, 1943	N	W	44-31
Dec. 5, 2011	A	L	63-68
Nov. 13, 2012	H	W	77-74

DETROIT MERCY

Overall: 0-1

N: 0-1

Mar. 13, 1998	N	L	64-66
---------------	---	---	-------

DRAKE UNIVERSITY

Overall: 1-0

N: 1-0

Nov. 26, 2010	N	W	82-39
---------------	---	---	-------

DREXEL UNIVERSITY

Overall: 3-0

H: 2-0 N: 1-0

Dec. 9, 1914	H	W	28-16
Nov. 30, 1991	H	W	81-61
Dec. 27, 1997	N	W	75-46

DUKE UNIVERSITY

Overall: 6-16

H: 3-6 A: 1-6 N: 2-4

Feb. 4, 1938	H	W	44-28
Dec. 30, 1978	N	W	69-66
Mar. 11, 1979	N	W	80-78
Nov. 29, 1985	N	L	70-71
Mar. 18, 1990	N	L	72-76
Mar. 24, 1991	N	L	61-78
Dec. 5, 1991	N	L	81-91
Jan. 24, 1999	H	L	88-92 (OT)
Feb. 26, 2000	A	W	83-82
Feb. 18, 2001	H	L	59-91
Feb. 24, 2002	A	L	55-97
Mar. 2, 2003	H	W	72-71
Dec. 6, 2003	A	L	79-58
Feb. 26, 2005	H	L	47-58
Dec. 21, 2005	A	L	57-70
Feb. 25, 2007	H	L	50-67
Feb. 23, 2008	A	L	56-86
Feb. 19, 2009	H	L	69-76
Feb. 9, 2010	A	L	71-80
Jan. 30, 2011	H	W	93-78
Jan. 28, 2012	A	L	76-83
Jan. 25, 2015	H	L	68-77

DUQUESNE UNIVERSITY

Overall: 6-4

H: 1-1 N: 5-3

Feb. 3, 1932	H	W	20-12
Feb. 1, 1935	H	L	30-34
Mar. 11, 1940	N	L	31-38
Mar. 18, 1950	N	W	69-67
Mar. 12, 1953	N	W	64-55
Mar. 22, 1952	N	W	75-65
Feb. 28, 1966	N	W	91-60
Dec. 6, 1968	N	L	62-72
Mar. 15, 1969	N	L	72-74
Feb. 11, 1978	N	W	84-69

EASTERN MICHIGAN UNIVERSITY

Overall: 1-0

H: 1-0

Nov. 24, 2008	H	W	73-61
---------------	---	---	-------

FAIRFIELD UNIVERSITY

Overall: 5-1

H: 4-1 N: 1-0

Dec. 7, 1954	H	W	83-56
--------------	---	---	-------

Dec. 11, 1955	H	W	75-53
Nov. 29, 1976	H	W	87-65
Feb. 6, 2002	H	W	95-56
Nov. 30, 2002	A	W	81-68
Nov. 24, 2003	H	L	64-59 (OT)

FAIRLEIGH DICKINSON UNIVERSITY

Overall: 12-0

H: 10-0 N: 2-0

Dec. 7, 1959	H	W	101-80
Dec. 23, 1980	H	W	82-67
Dec. 8, 1982	H	W	87-65
Dec. 7, 1985	H	W	88-56
Feb. 16, 1987	N	W	63-59
Dec. 2, 1987	H	W	82-60
Nov. 30, 1988	H	W	86-55
Dec. 27, 1993	N	W	83-59
Dec. 21, 1996	H	W	77-50
Dec. 22, 1998	H	W	81-54
Nov. 25, 2007	H	W	92-67
Dec. 10, 2014	H	W	74-52

FLORIDA, UNIVERSITY OF

Overall: 0-1

N: 0-1

Mar. 17, 1988	N	L	59-62
---------------	---	---	-------

FLORIDA GULF COAST UNIVERSITY

Overall: 1-0

H: 0-1

Nov. 24, 2012	H	W	79-68
---------------	---	---	-------

FORDHAM UNIVERSITY

Overall: 65-21

H: 27-3 A: 16-14 N: 22-4

A: 27-3				A: 16-14 N: 22-4			
Jan. 30, 1909	H	L		13-21			
Jan. 11, 1912	H	W		48-19			
Jan. 29, 1913	H	W		38-30			
Jan. 16, 1920	H	L		34-51			
Jan. 24, 1920	A	L		26-30			
Jan. 17, 1921	H	W		42-33			
Jan. 12, 1922	H	W		31-32			
Jan. 28, 1922	A	L		18-21			
Jan. 27, 1923	A	W		40-21			
Jan. 30, 1926	A	L		16-28			
Jan. 29, 1927	A	L		20-33			
Feb. 6, 1928	A	L		20-32			
Feb. 20, 1939	A	L		21-24			
Feb. 22, 1933	N	W		35-30			
Feb. 12, 1938	A	W		46-23			
Jan. 18, 1939	N	W		42-31			
Jan. 17, 1940	A	W		22-23			
Jan. 19, 1941	A	W		51-46			
Jan. 14, 1942	N	W		54-44			
Jan. 13, 1943	N	W		63-47			
Mar. 27, 1943	N	W		69-43			
Jan. 31, 1945	H	W		71-45			
Feb. 16, 1946	A	W		49-29			
Feb. 12, 1947	H	W		60-36			
Feb. 12, 1948	N	L		44-51			
Feb. 18, 1949	N	W		67-48			
Feb. 17, 1950	N	L		64-70			
Feb. 28, 1951	N	W		73-63			
Jan. 30, 1952	N	W		69-56			
Jan. 29, 1953	N	W		62-56			
Feb. 8, 1955	A	W		64-56			
Dec. 28, 1955	N	W		97-85			
Feb. 25, 1956	N	L		59-82			
Dec. 29, 1956	N	W		75-72			
Feb. 23, 1957	A	L		77-83			
Feb. 22, 1958	A	W		82-74			
Feb. 14, 1959	A	L		77-79			
Feb. 23, 1960	N	W		83-64			
Feb. 15, 1961	A	W		80-66			
Feb. 24, 1962	H	W		76-60			
Feb. 23, 1963	A	L		42-57			
Feb. 22, 1964	H	W		59-46			
Feb. 20, 1965	A	L		46-60			
Feb. 19, 1966	H	W		74-72			
Feb. 18, 1967	A	W		54-52			
Feb. 15, 1968	N	W		75-71			
Feb. 16, 1969	N	W		51-46			
Feb. 14, 1970	N	W		80-53			
Feb. 13, 1971	N	L		72-76			

Feb. 12, 1972	H	W	78-60
Feb. 10, 1973	N	W	78-73
Feb. 9, 1974	N	W	65-59
Feb. 8, 1975	N	W	56-46
Feb. 7, 1976	N	W	77-67
Feb. 12, 1977	A	W	83-63
Jan. 11, 1978	H	W	97-56
Feb. 10, 1979	A	W	66-48
Feb. 9, 1980	H	W	78-60
Jan. 31, 1981	A	W	80-69
Nov. 28, 1981	H	W	91-71
Dec. 19, 1982	H	W	72-59
Dec. 15, 1982	A	W	74-66
Dec. 27, 1983	N	W	56-52
Dec. 5, 1984	H	W	47-46
Jan. 22, 1986	N	W	56-47
Dec. 2, 1986	H	W	80-61
Dec. 9, 1987	A	W	76-71
Dec. 9, 1988	H	W	67-47
Dec. 27, 1988	N	W	84-59
Dec. 12, 1989	A	W	68-60
Dec. 22, 1990	H	W	74-62
Dec. 27, 1991	N	W	70-53
Dec. 10, 1992	A	L	55-60
Dec. 18, 1993	N	W	98-72
Dec. 22, 1994	H	W	76-65
Dec. 20, 1995	A	W	66-47
Dec. 19, 1998	H	W	88-57
Dec. 9, 2000	A	L	67-68
Dec. 1, 2001	H	W	76-67
Dec. 7, 2002	A	W	81-58
Dec. 13, 2009	H	W	73-56
Dec. 11, 2010	A	L	81-84
Feb. 17, 2011	H	W	56-50
Dec. 8, 2012	H	W	58-47
Dec. 7, 2013	H	W	104-58
Dec. 14, 2014	H	W	74-53

FRANKLIN & MARSHALL COLLEGE

Overall: 2-0

H: 2-0

Feb. 26, 1915	H	W	43-36
Dec. 13, 1923	H	W	44-20

FRANKLIN PIERCE COLLEGE

Overall: 1-0

H: 1-0

Nov. 17, 2014	H	W	94-81
---------------	---	---	-------

GALLAUDET COLLEGE

Overall: 3-0

H: 2-0 A: 1-0

Feb. 20, 1917	H	W	42-26
Feb. 23, 1920	A	W	30-28
Feb. 22, 1921	H	W	35-27

GEORGE MASON UNIVERSITY

Overall: 1-0

N: 1-0

Dec. 7, 1991	N	W	76-65
--------------	---	---	-------

GEORGETOWN UNIVERSITY

Overall: 55-48 BIG EAST: 30-35 H: 26-10 A: 20-25 N: 9-13

Dec. 8, 1909	H	W	41-26
Dec. 8, 1910	H	W	66-35
Jan. 15, 1912	A	W	34-17
Jan. 20, 1913	A	L	16-29
Dec. 20, 1913	H	W	26-24
Dec. 22, 1915	H	W	26-16
Jan. 26, 1917	A	L	26-44
Feb. 1, 1917	H	W	38-24
Feb. 20, 1920	A	L	33-41
Feb. 25, 1920	H	L	23-50
Feb. 11, 1921	A	L	15-51
Dec. 30, 1930	H	W	26-19
Jan. 15, 1932	A	W	27-26
Jan. 20, 1933	A	W	31-24
Feb. 9, 1934	A	W	42-39
Jan. 9, 1936	H	W	41-27
Feb. 22, 1943	N	W	65-43

Dec. 13, 1947	N	L	58-61
Feb. 5, 1949	A	W	65-54
Jan. 13, 1950	N	W	67-66
Dec. 4, 1965	A	W	64-62
Dec. 3, 1966	H	W	70-62
Jan. 10, 1968	A	W	65-61
Dec. 14, 1968	H	W	74-61
Dec. 15, 1969	A	W	71-64
Dec. 12, 1970	H	W	80-74
Dec. 7, 1971	A	W	107-67
Dec. 9, 1972	H	W	108-69
Dec. 8, 1973	A	L	82-85
Jan. 4, 1975	H	L	63-67
Feb. 4, 1976	A	L	73-74
Feb. 2, 1977	H	W	82-66
Jan. 7, 1978	A	L	61-72
Dec. 9, 1978	H	L	71-77
Jan. 19, 1980	A	W	71-69
Feb. 29, 1980	N	L	66-76
Jan. 7, 1981	H	W	68-60
Feb. 7, 1981	A	L	68-75
Jan. 6, 1982	N	L	42-72
Jan. 31, 1982	H	L	46-63
Mar. 5, 1982	N	L	42-57
Jan. 8, 1983	N	W	76-67
Feb. 9, 1983	A	W	75-69
Jan. 21, 1984	N	L	61-83
Feb. 21, 1984	A	W	75-71
Mar. 9, 1984	N	L	68-79
Jan. 26, 1985	A	W	66-65
Feb. 27, 1985	N	L	69-85
Mar. 9, 1985	N	L	80-92
Mar. 30, 1985	N	L	59-77
Jan. 11, 1986	N	W	79-74
Feb. 10, 1986	A	W	60-58
Jan. 7, 1987	A	L	46-60
Feb. 2, 1987	N	W	65-67
Dec. 20, 1988	A	W	65-58
Feb. 23, 1988	N	W	69-66
Jan. 23, 1989	A	L	64-75
Feb. 25, 1989	N	L	55-63
Feb. 3, 1990	N	L	67-74
Feb. 21, 1990	A	W	63-62
Dec. 30, 1991	A	L	53-59
Feb. 25, 1991	N	W	68-58
Jan. 29, 1992	A	L	48-61
Mar. 2, 1992	H	W	65-49
Mar. 14, 1992	N	L	64-68
Feb. 1, 1993	H	W	79-61
Feb. 23, 1993	A	W	61-56
Jan. 12, 1994	A	L	49-60
Feb. 19, 1994	H	L	61-74
Jan. 24, 1995	A	L	71-88
Mar. 5, 1995	H	W	86-77
Jan. 27, 1996	H	W	83-72
Jan. 21, 1997	A	L	57-62
Feb. 1, 1997	H	L	68-71
Jan. 10, 1998	A	W	64-60
Jan. 11, 1999	H	W	71-69
Feb. 20, 1999	A	W	74-66
Jan. 10, 2000	H	W	75-66
Feb. 21, 2001	H	W	73-70
Jan. 18, 2003	A	W	77-72
Apr. 3, 2003	N	W	70-67
Jan. 20, 2004	A	L	71-69
Feb. 18, 2004	H	W	65-58
Jan. 25, 2005	A	L	57-66
Dec. 20, 2005	H	W	76-67
Jan. 8, 2006	H	L	65-79
Feb. 9, 2006	A	L	41-64
Feb. 1, 2007	H	L	48-72
Jan. 30, 2008	H	L	42-74
Feb. 27, 2008	A	L	52-64
Mar. 3, 2009	H	W	59-56 (OT)
Mar. 10, 2009	N	W	64-59
Dec. 31, 2009	A	L	59-66
Jan. 3, 2011	H	W	61-58
Jan. 26, 2011	A	L	52-77
Jan. 15, 2012	H	L	49-69
Feb. 12, 2012	A	L	61-71
Jan. 12, 2013	H	L	51-67
Dec. 2, 2013	A	L	56-68
Jan. 4, 2014	A	L	60-77
Feb. 16, 2014	H	W	82-60
Feb. 17, 2015	A	L	57-79
Feb. 28, 2015	H	W	81-70

GEORGE WASHINGTON UNIVERSITY

Overall: 18-5

H: 7-2 A: 7-2 N: 4-1

Feb. 26, 1932	H	W	40-37
Jan. 21, 1933	A	W	36-35
Jan. 10, 1934	H	W	32-30
Feb. 9, 1935	H	L	26-29
Feb. 20, 1936	A	W	29-27
Jan. 9, 1937	A	L	28-48
Feb. 18, 1938	H	L	41-44
Mar. 4, 1939	H	W	56-44
Mar. 2, 1940	A	W	47-40
Mar. 3, 1941	A	L	42-59
Feb. 10, 1942	N	W	50-46
Feb. 7, 1957	N	W	63-62
Jan. 4, 1958	N	W	83-67
Jan. 10, 1959	A	W	86-85
Jan. 15, 1960	N	W	87-78
Feb. 14, 1961	A	W	98-80
Dec. 6, 1961	H	W	79-65
Dec. 12, 1963	A	W	42-41
Feb. 3, 1963	H	W	82-64
Jan. 5, 1965	A	W	72-70
Dec. 7, 1965	H	W	100-62
Jan. 4, 1967	A	W	74-58
Dec. 2, 2000	N	L	75-85

GEORGIA, UNIVERSITY OF

Overall: 2-1

H: 1-0 N: 1-1

Dec. 5, 1946	N	W	66-43
Mar. 25, 1983	N	L	67-70
Dec. 9, 2009	H	W	66-56

GEORGIA TECH

Overall: 5-4

A: 0-1 N: 5-3

Mar. 16, 1970	N	W	56-55
Dec. 28, 1977	N	L	67-73
Dec. 29, 1986	N	W	62-53
Dec. 5, 1990	N	W	73-72
Dec. 29, 1993	N	L	69-71
Dec. 28, 1996	N	W	67-55
Nov. 28, 1997	N	L	77-65
Dec. 21, 2003	A	L	79-66
Nov. 30, 2013	N	W	69-58

GONZAGA UNIVERSITY

Overall: 1-4

H: 0-1 N: 1-3

Dec. 22, 1960	N	W	97-69
Mar. 18, 2000	N	L	76-82
Nov. 22, 2001	N	L	58-65
Mar. 17, 2011	N	L	71-86
Nov. 28, 2014	H	L	66-73

GRAMBLING STATE UNIVERSITY

Overall: 1-0

N: 1-0

Dec. 26, 1972	N	W	112-86
---------------	---	---	--------

GROVE CITY COLLEGE

Overall: 1-0

H: 1-0

Dec. 16, 1924	H	W	58-31
---------------	---	---	-------

HAMPDEN-SYDNEY COLLEGE

Overall: 1-0

H: 1-0

Jan. 9, 1942	H	W	68-51
--------------	---	---	-------

HARVARD UNIVERSITY

Overall: 3-0

H: 2-0 N: 1-0

Dec. 4, 1969	H	W	73-62
Dec. 29, 1971	N	W	94-88
Nov. 28, 1987	H	W	105-60

HAWAII, UNIVERSITY OF

Overall: 5-0

H: 3-0 N: 1-0

Feb. 20, 1947	N	W	80-37
Jan. 9, 1971	H	W	82-76
Jan. 12, 1976	H	W	74-71
Dec. 3, 1988	H	W	65-60
Dec. 21, 2007	A	W	68-62

HOBBART COLLEGE

Overall: 1-0

A: 1-0

Feb. 26, 1921	A	W	32-29
---------------	---	---	-------

HOFSTRA UNIVERSITY

Overall: 22-5

H: 14-4 A: 8-1

Feb. 8, 1940	H	W	64-30
Jan. 31, 1941	H	W	59-34
Feb. 21, 1941	A	W	55-35
Feb. 5, 1943	H	W	47-38
Mar. 1, 1949	A	W	61-49
Feb. 26, 1955	A	W	86-53
Feb. 18, 1956	A	W	64-57
Dec. 11, 1956	A	W	59-44
Feb. 11, 1958	A	W	73-56
Jan. 25, 1972	H	W	72-64
Dec. 2, 1972	A	W	93-78
Jan. 8, 1974	H	W	89-68
Jan. 8, 1975	A	W	74-50
Dec. 9, 1989	H	W	58-47
Nov. 19, 1992	H	W	58-56
Dec. 12, 1993	H	W	70-42
Nov. 30, 1996	H	W	77-54
Dec. 2, 1998	H	W	70-49
Dec. 22, 1999	H	W	98-86
Dec. 16, 2000	H	L	80-86
Dec. 16, 2001	H	W	89-75
Dec. 14, 2002	H	W	84-59
Dec. 2, 2003	H	L	81-64
Dec. 11, 2004	A	L	68-78
Nov. 29, 2005	H	L	51-64
Dec. 29, 2006	H	L	51-63
Dec. 20, 2009	H	W	72-60



HOUSTON, UNIVERSITY OF

Overall: 1-0

H: 1-0

Nov. 18, 1989	H	W	76-69
---------------	---	---	-------

HOWARD UNIVERSITY

Overall: 4-0 H: 4-0

Feb. 21, 1977	H	W	92-69
Dec. 27, 1989	H	W	77-65
Dec. 15, 1990	H	W	78-65
Nov. 22, 2008	H	W	79-44

HUNTER COLLEGE

Overall: 2-0 H: 1-0 A: 1-0

Dec. 17, 1957	A	W	87-61
Dec. 15, 1958	H	W	91-52

ILLINOIS, UNIVERSITY OF

N: 3-1

Dec. 18, 1937	N	L	45-60
Mar. 25, 1952	N	W	61-59
Dec. 26, 1973	N	W	76-60
Dec. 30, 1976	N	W	56-52

ILLINOIS STATE

Overall: 0-2

H: 0-1 A: 0-1

Dec. 4, 2004	A	L	69-77
Nov. 25, 2006	H	L	65-78

ILLINOIS WESLEYAN UNIVERSITY

Overall: 2-0

H: 1-0 N: 1-0

Dec. 22, 1937	H	W	48-44
Nov. 29, 1997	N	W	83-66

INDIANA UNIVERSITY

Overall: 2-4

H: 0-1 A: 1-1 N: 1-2

Feb. 2, 1952	A	W	65-55
Dec. 30, 1975	N	L	69-76
Mar. 13, 1976	N	L	70-90
Dec. 21, 1991	H	L	77-82
Dec. 23, 1992	A	L	80-105
Mar. 13, 1999	N	W	86-61

INDIANA STATE UNIVERSITY

Overall: 1-0

N: 1-0

Feb. 27, 1947	N	W	62-58
---------------	---	---	-------

IONA COLLEGE

Overall: 6-3

H: 4-0 A: 0-1 N: 2-2

Dec. 18, 1946	H	W	71-49
Dec. 17, 1947	H	W	66-46
Mar. 6, 1948	N	W	57-55
Feb. 22, 1975	H	W	73-47
Jan. 10, 1977	A	L	66-68
Mar. 2, 1978	N	W	83-80
Mar. 3, 1979	N	L	57-63
Dec. 2, 1992	H	W	90-74
Dec. 27, 1999	N	L	57-70

IOWA, UNIVERSITY OF

Overall: 1-1

N: 1-1

Dec. 26, 1959	N	L	84-91
Dec. 26, 1969	N	W	57-55

IOWA STATE UNIVERSITY

Overall: 1-0

N: 1-0

Dec. 21, 1948	N	W	71-47
---------------	---	---	-------

JACKSONVILLE UNIVERSITY

Overall: 2-1

N: 2-1

Mar. 25, 1972	N	L	80-83
Nov. 30, 1973	N	W	69-64
Dec. 22, 1973	N	W	68-60

JAMES MADISON UNIVERSITY

Overall: 2-0

H: 1-0 N: 1-0

Nov. 28, 1980	H	W	67-58
Dec. 26, 1985	N	W	79-57

JOHN CARROLL UNIVERSITY

Overall: 1-0 A: 1-0

Feb. 8, 1951	A	W	68-61
--------------	---	---	-------

JOHN MARSHALL LAW SCHOOL

Overall: 5-0

H: 4-0 A: 1-0

Dec. 16, 1932	H	W	36-10
Dec. 22, 1933	A	W	24-19
Dec. 7, 1934	H	W	40-26
Nov. 26, 1948	H	W	85-53
Nov. 25, 1949	H	W	97-71

KANSAS, UNIVERSITY OF

Overall: 5-8

H: 1-1 A: 1-1 N: 3-6

Dec. 12, 1950	N	L	51-52
Mar. 26, 1952	N	L	63-80
Dec. 9, 1960	N	W	66-54
Dec. 15, 1961	A	W	64-59
Dec. 21, 1964	H	L	56-61
Dec. 11, 1965	N	L	55-61
Dec. 19, 1966	H	W	68-44
Dec. 23, 1981	N	W	76-75
Feb. 21, 1987	N	L	60-62
Dec. 5, 1987	A	L	54-63
Dec. 30, 1987	N	W	70-56
Nov. 24, 1989	N	L	57-66
Nov. 10, 2000	N	L	74-82

KANSAS STATE UNIVERSITY

Overall: 1-1

A: 0-1 N: 1-0

Dec. 16, 1961	A	L	50-63
Dec. 10, 1965	N	W	72-65

KENTUCKY, UNIVERSITY OF

Overall: 5-11

A: 0-3 N: 5-8

Dec. 30, 1943	N	L	38-44
Mar. 22, 1944	N	W	48-45
Dec. 29, 1945	N	L	59-73
Dec. 21, 1946	N	L	50-70
Dec. 23, 1947	N	L	40-52
Dec. 19, 1948	N	L	30-57
Dec. 15, 1945	N	W	69-58
Dec. 23, 1950	N	L	37-43
Mar. 22, 1951	N	L	43-59
Dec. 17, 1951	A	L	40-81
Mar. 22, 1952	N	W	64-57
Dec. 17, 1977	A	L	72-102
Mar. 22, 1985	N	W	86-70
Dec. 30, 1992	N	L	77-86
Nov. 9, 2000	N	W	62-61
Dec. 1, 2011	A	L	59-81

LAFAYETTE COLLEGE

Overall: 6-4

H: 3-1 A: 0-3 N: 3-0

Dec. 19, 1917	H	L	32-38
Mar. 1, 1918	A	L	43-50
Feb. 7, 1919	A	L	17-54
Jan. 22, 1921	A	L	22-44
Dec. 3, 1953	N	W	66-61
Mar. 15, 1975	N	W	94-76
Nov. 25, 1977	H	W	66-60
Dec. 26, 1979	N	W	68-58
Nov. 30, 1984	H	W	93-47
Nov. 15, 1997	H	W	72-49

LA SALLE UNIVERSITY

Overall: 3-3

H: 1-0 N: 2-3

Jan. 29, 1936	H	W	40-26
Mar. 10, 1952	N	L	45-51
Mar. 29, 1952	N	L	62-71
Mar. 9, 1953	N	W	64-55
Dec. 30, 1955	N	L	76-85
Dec. 28, 1964	N	W	78-71

LEHIGH UNIVERSITY

Overall: 2-1

H: 1-0 A: 1-1

Feb. 22, 1909	A	L	25-56
Feb. 12, 1930	A	W	34-25
Nov. 9, 2011	H	W	78-73

LIU BROOKLYN

Overall: 10-3

H: 10-1 N: 0-2

Jan. 13, 1931	H	W	38-27
Dec. 15, 1931	H	W	29-12
Feb. 7, 1933	H	W	34-22
Feb. 14, 1934	H	W	33-28
Jan. 30, 1935	N	L	19-31
Jan. 25, 1936	N	L	20-36
Nov. 25, 1988	H	W	71-55
Nov. 23, 1996	H	L	73-76
Nov. 28, 2006	H	W	64-46
Nov. 28, 2007	H	W	68-56
Nov. 14, 2008	H	W	73-63
Nov. 13, 2009	H	W	83-70
Nov. 19, 2014	H	W	66-53

LONG BEACH STATE

Overall: 1-0

H: 1-0

Dec. 22, 2014	H	W	66-49
---------------	---	---	-------

LONGWOOD

Overall: 1-0

H: 1-0

Nov. 26, 2013	H	W	65-47
---------------	---	---	-------

LOUISIANA STATE UNIVERSITY

Overall: 2-1

N: 2-1

Dec. 6, 1949	N	W	80-49
Dec. 29, 1965	N	W	102-60
Dec. 29, 1969	N	L	70-78

LOUISVILLE, UNIVERSITY OF

Overall: 4-11 BIG EAST: 2-6

H: 3-3 A: 0-7 N: 1-1

Mar. 12, 1978	N	L	68-76
Feb. 13, 1980	H	L	71-76
Feb. 7, 1982	A	L	60-70
Dec. 1, 1985	N	W	86-79
Jan. 13, 1996	H	W	86-64
Jan. 6, 1998	A	L	67-73
Jan. 17, 2006	H	W	68-56
Feb. 21, 2007	A	L	48-72
Jan. 26, 2008	A	L	57-67
Feb. 8, 2009	H	L	47-60

Jan. 9, 2010	A	L	68-75
Feb. 11, 2010	H	W	74-55
Jan. 19, 2011	A	L	63-88
Jan. 3, 2012	H	L	58-73
Feb. 14, 2013	A	L	58-72

LOWELL UNIVERSITY

Overall: 1-0 A: 1-0

Feb. 1, 1924	A	W	46-37
--------------	---	---	-------

LOYOLA COLLEGE (BALTIMORE, MD.)

Overall: 10-0

H: 5-0 A: 5-0

Feb. 3, 1920	H	W	33-21
Jan. 6, 1926	A	W	32-22
Jan. 6, 1927	A	W	27-17
Feb. 19, 1927	H	W	44-38
Jan. 14, 1932	A	W	41-30
Feb. 9, 1932	H	W	31-29
Jan. 19, 1933	A	W	51-36
Feb. 21, 1933	H	W	34-29
Feb. 10, 1934	A	W	32-28
Dec. 14, 1934	H	W	49-32

LOYOLA UNIVERSITY (CHICAGO, ILL.)

Overall: 8-7

H: 2-1 A: 3-0 N: 3-6

Mar. 20, 1939	N	L	46-51
Feb. 12, 1940	A	W	43-27
Dec. 14, 1946	N	W	58-43
Dec. 9, 1947	N	L	43-61
Jan. 8, 1949	N	L	55-58
Jan. 10, 1952	N	L	64-68
Jan. 10, 1953	N	W	75-56
Jan. 31, 1959	N	L	85-95
Jan. 30, 1960	A	W	74-59
Feb. 7, 1961	N	W	98-74
Jan. 27, 1962	N	L	82-92
Feb. 18, 1963	H	L	47-70
Feb. 8, 1964	H	W	71-69
Feb. 1, 1965	A	W	92-87
Nov. 25, 2008	H	W	73-54

LOYOLA UNIVERSITY (NEW ORLEANS, LA.)

Overall: 1-0

H: 1-0

Jan. 9, 1965	H	W	74-54
--------------	---	---	-------

LOYOLA MARYMOUNT UNIVERSITY

Overall: 1-0

H: 1-0

Nov. 29, 1987	H	W	88-85
---------------	---	---	-------

MANHATTAN COLLEGE

Overall: 62-25

H: 24-4 A: 14-11 N: 24-10

Dec. 10, 1907	A	L	17-34
Jan. 27, 1908	H	L	2

Feb. 5, 1924	A	L	34-37
Jan. 21, 1925	H	W	42-36
Feb. 13, 1925	A	W	37-26
Jan. 21, 1926	H	W	43-39
Feb. 16, 1927	A	W	26-23
Mar. 4, 1931	A	W	30-16
Dec. 31, 1931	N	W	16-6
Jan. 23, 1932	A	L	27-29
Mar. 4, 1933	A	W	37-29
Jan. 30, 1934	H	W	38-23
Jan. 21, 1934	A	W	19-17
Feb. 20, 1935	N	W	38-23
Jan. 15, 1936	N	W	34-27
Feb. 17, 1937	N	L	24-30
Feb. 16, 1938	N	L	35-40
Feb. 22, 1939	N	W	52-35
Jan. 31, 1940	N	W	43-32
Feb. 5, 1941	N	W	37-35
Feb. 4, 1942	N	W	58-38
Feb. 15, 1943	N	L	38-42
Feb. 25, 1946	N	W	56-30
Jan. 11, 1947	N	W	55-41
Feb. 6, 1948	N	W	49-40
Feb. 15, 1949	N	W	53-46
Jan. 31, 1950	N	W	82-52
Jan. 31, 1951	N	W	46-39
Jan. 31, 1952	N	W	63-53
Feb. 5, 1953	N	L	52-60
Feb. 18, 1954	N	L	79-87
Feb. 3, 1955	N	L	61-88
Feb. 9, 1956	N	L	81-83
Feb. 28, 1957	N	W	61-59
Feb. 13, 1958	N	W	77-66
Feb. 26, 1959	N	L	65-70
Feb. 25, 1960	N	W	80-63
Mar. 4, 1961	N	W	87-68
Mar. 8, 1962	N	W	88-64
Mar. 2, 1963	H	W	76-63
Dec. 29, 1973	N	L	65-74
Mar. 18, 1975	N	W	57-56
Nov. 29, 1975	H	W	79-72
Jan. 26, 1976	H	W	78-72
Jan. 15, 1977	H	L	67-71
Mar. 3, 1977	N	W	73-64
Jan. 24, 1978	H	W	69-68
Jan. 23, 1979	A	W	80-55
Jan. 22, 1980	H	W	88-64
Dec. 3, 1980	A	W	78-58
Dec. 12, 1981	H	W	85-54
Jan. 29, 1983	A	W	65-58
Dec. 13, 1983	H	W	62-39
Dec. 17, 1988	A	W	71-54
Dec. 16, 1989	H	W	68-52
Dec. 14, 1991	A	W	86-50
Dec. 28, 1992	N	W	74-59
Dec. 27, 1994	N	W	81-70
Nov. 28, 1995	H	W	71-68
Dec. 26, 1996	N	W	68-61
Dec. 17, 1997	A	W	84-60
Dec. 21, 2000	H	W	72-63
Dec. 8, 2001	A	L	68-85
Dec. 27, 2002	N	L	65-72

MARIST COLLEGE**Overall: 5-1****H: 4-1 N: 1-0**

Dec. 11, 1985	H	W	62-48
Dec. 28, 1987	N	W	66-59
Dec. 19, 2004	H	W	74-66
Dec. 17, 2005	H	L	53-56
Dec. 28, 2007	H	W	62-59
Dec. 20, 2008	H	W	65-44

MARQUETTE UNIVERSITY**Overall: 10-15 BIG EAST: 5-6****H: 5-4 A: 4-6 N: 1-5**

Jan. 28, 1960	A	W	69-63
Feb. 23, 1961	N	W	85-69
Mar. 3, 1962	H	W	71-69

Jan. 28, 1963	A	L	47-51
Feb. 29, 1964	H	W	68-60
Jan. 30, 1965	A	L	50-78
Feb. 26, 1966	H	W	70-68
Feb. 1, 1967	A	L	54-71
Feb. 24, 1968	H	L	56-57
Mar. 21, 1970	N	L	53-65
Nov. 13, 2003	N	L	52-45
Feb. 1, 2006	A	L	61-81
Mar. 7, 2007	N	L	67-76
Feb. 20, 2008	H	L	64-73
Feb. 14, 2009	A	L	59-73
Mar. 11, 2009	N	L	45-74
Feb. 24, 2010	H	L	61-63 (OT)
Mar. 10, 2010	N	L	55-57
Feb. 15, 2011	A	W	80-68
Jan. 11, 2012	A	L	64-83
Mar. 9, 2013	H	L	67-69 (OT)
Feb. 1, 2014	H	W	74-59
Mar. 8, 2014	A	W	91-90 (2OT)
Jan. 21, 2015	H	W	60-57
March 4, 2015	A	W	67-51

MARSHALL UNIVERSITY**Overall: 0-1****A: 0-1**

Dec. 18, 1971	A	L	107-110
---------------	---	---	---------

MARYLAND, UNIVERSITY OF**Overall: 2-2****H: 1-0 A: 0-1 N: 1-1**

Jan. 2, 1941	H	W	64-48
Dec. 30, 1971	A	L	68-90
Mar. 18, 1999	N	W	76-62
Nov. 16, 2006	N	L	60-92

MARYLAND-BALTIMORE COUNTY, UNIVERSITY OF**Overall: 2-0****H: 2-0**

Dec. 1, 2006	H	W	78-57
Nov. 13, 2011	H	W	82-59

MARYLAND-EASTERN SHORE, UNIVERSITY OF**Overall: 1-0****H: 1-0**

Nov. 19, 2005	H	W	77-40
---------------	---	---	-------

MASSACHUSETTS, UNIVERSITY OF**Overall: 8-0****H: 5-0 A: 3-0**

Feb. 26, 1963	H	W	82-73
Feb. 25, 1964	A	W	81-67
Feb. 23, 1965	H	W	76-58
Feb. 22, 1966	A	W	80-73
Mar. 4, 1967	H	W	76-64
Feb. 20, 1968	H	W	55-53
Nov. 18, 1998	H	W	73-69
Dec. 28, 2005	H	W	51-49

MEMPHIS, UNIVERSITY OF**Overall: 1-1****A: 0-1 N: 1-0**

Dec. 28, 1991	N	W	75-54
Mar. 17, 2010	A	L	71-73

UNITED STATES MERCHANT MARINE ACADEMY**Overall: 8-0****H: 3-0 A: 5-0**

Feb. 8, 1947	H	W	80-43
Jan. 23, 1948	A	W	71-46
Jan. 22, 1949	H	W	91-42
Jan. 20, 1950	A	W	85-47
Feb. 6, 1951	H	W	86-52
Feb. 19, 1952	A	W	87-45
Feb. 7, 1956	A	W	102-78
Dec. 6, 1956	A	W	96-48

MIAMI, UNIVERSITY OF (CORAL GABLES, FLA.)**Overall: 16-14****H: 10-5 A: 4-8 N: 2-1**

Jan. 3, 1963	H	L	59-67
Dec. 12, 1964	H	W	79-77
Feb. 25, 1967	H	W	97-70
Jan. 4, 1992	H	W	83-69
Jan. 14, 1992	H	L	42-45
Jan. 16, 1993	H	W	78-74
Feb. 20, 1993	A	L	77-82
Jan. 22, 1994	A	W	75-63
Feb. 8, 1994	H	W	78-63
Jan. 11, 1995	H	L	79-82
Feb. 13, 1995	A	L	69-71
Feb. 20, 1996	A	L	91-96
Dec. 3, 1996	A	W	61-57
Feb. 22, 1997	H	W	77-73
Mar. 5, 1997	N	L	68-76
Jan. 13, 1998	H	W	73-64
Jan. 6, 1999	A	L	79-84
Feb. 3, 1999	H	L	70-73
Mar. 5, 1999	N	W	62-59
Mar. 5, 2000	A	L	70-74 (OT)
Mar. 10, 2000	N	W	58-57
Jan. 22, 2001	H	W	67-63 (OT)
Feb. 10, 2001	A	W	85-79 (OT)
Jan. 8, 2002	H	W	71-60
Feb. 13, 2002	A	L	56-79
Feb. 2, 2003	H	W	77-74
Mar. 8, 2003	A	W	76-73
Jan. 14, 2004	H	L	70-64
Dec. 2, 2007	A	L	47-66
Dec. 27, 2008	H	L	56-70

MIAMI UNIVERSITY (OXFORD, OHIO)**Overall: 1-1****N: 1-1**

Dec. 27, 1952	N	L	65-68
Mar. 13, 1970	N	W	70-57

MICHIGAN, UNIVERSITY OF**Overall: 4-1****H: 0-1 A: 1-0 N: 3-0**

Jan. 2, 1965	N	W	75-74
Dec. 28, 1972	N	W	85-83
Jan. 29, 1995	A	W	82-77
Dec. 11, 1996	H	L	61-76
Dec. 3, 2000	N	W	97-83

MICHIGAN STATE UNIVERSITY**Overall: 2-0****H: 1-0 N: 1-0**

Dec. 27, 1968	N	W	61-51
Dec. 1, 1979	H	W	88-73

MIDDLEBURY COLLEGE**Overall: 2-0**

Dec. 22, 1924	H	W	54-41
Dec. 20, 1926	H	W	27-17

MINNESOTA, UNIVERSITY OF**Overall: 1-2****H: 1-1 A: 0-1**

Jan. 30, 1994	H	L	64-92
Dec. 15, 1996	A	L	39-77
Nov. 26, 2014	H	W	70-61

MISSISSIPPI, UNIVERSITY OF**Overall: 1-0****H: 1-0**

Mar. 15, 1989	H	W	70-67
---------------	---	---	-------

MISSOURI, UNIVERSITY OF**Overall: 1-0****N: 1-0**

Mar. 18, 1972	N	W	82-81
---------------	---	---	-------

MONMOUTH UNIVERSITY**Overall: 3-0****H: 3-0**

Dec. 21, 1985	H	W	98-58
Nov. 23, 1990	H	W	85-60
Nov. 22, 2013	H	W	64-54

MONTANA STATE UNIVERSITY**Overall: 1-0****N: 1-0**

Mar. 14, 1986	N	W	83-74
---------------	---	---	-------

MONTCLAIR STATE COLLEGE**Overall: 5-0****H: 5-0**

Dec. 17, 1940	H	W	61-42
Dec. 9, 1941	H	W	68-38
Dec. 8, 1942	H	W	56-36
Dec. 15, 1943	H	W	57-34
Dec. 5, 1944	H	W	49-23

MOUNT ST. MARY'S COLLEGE**Overall: 4-1****H: 3-0 A: 1-1**

Dec. 22, 1911	H	W	47-11
Jan. 17, 1912	A	W	22-15
Jan. 7, 1927	A	L	15-20
Feb. 11, 1927	H	W	57-46
Feb. 10, 1928	H	W	37-27

MUHLBERG COLLEGE**Overall: 1-0****N: 1-0**

Mar. 19, 1945	N	W	34-33
---------------	---	---	-------

MURRAY STATE**Overall: 0-1****N: 0-1**

Nov. 16, 2012	N	L	67-72
---------------	---	---	-------

NAVY (UNITED STATES NAVAL ACADEMY)**Overall: 2-6****H: 1-0 N: 1-0 A: 0-6**

Feb. 19, 1910	A	L	14-31
Jan. 13, 1912	A	L	28-32
Jan. 18, 1913	A	L	30-55
Feb. 7, 1914	A	L	13-59
Feb. 6, 1916	A	L	36-51
Jan. 27, 1917	A	L	19-27
Nov. 22, 1985	N	W	66-58
Nov. 11, 2006	H	W	72-49

NEVADA, UNIVERSITY OF**Overall: 0-1****N: 0-1**

Dec. 10, 1946	N	L	49-55
---------------	---	---	-------

NEW JERSEY COLLEGE OF PHARMACY**Overall: 1-0****H: 1-0**

Dec. 22, 1927	H	W	56-16
---------------	---	---	-------

NEW JERSEY INSTITUTE OF TECHNOLOGY (NJIT)**Overall: 4-0**



Series Results

NEW MEXICO, UNIVERSITY OF

Overall: 3-0

A: 1-0 N: 2-0

Mar. 15, 1965	N	W	61-54
Dec. 23, 1971	A	W	95-92
Nov. 20, 1999	N	W	70-62

NEW YORK AGRICULTURAL COLLEGE

Overall: 2-0

H: 2-0

Jan. 19, 1924	H	W	69-36
Feb. 9, 1926	H	W	50-22

NEW YORK UNIVERSITY

Overall: 29-22

H: 2-4 A: 3-7 N: 24-11

Dec. 6, 1907	A	L	13-34
Dec. 12, 1908	H	L	11-47
Jan. 22, 1910	H	L	12-2
Jan. 12, 1923	A	L	26-31
Jan. 5, 1924	A	L	34-38
Dec. 20, 1924	H	L	17-25
Feb. 2, 1929	A	W	31-30
Feb. 1, 1930	A	W	23-20
Feb. 7, 1931	A	L	23-37
Feb. 6, 1932	A	L	24-29
Feb. 4, 1933	A	W	26-19
Feb. 17, 1934	A	L	30-47
Feb. 18, 1935	A	L	28-37
Feb. 5, 1936	N	L	23-28
Feb. 3, 1937	N	L	21-29
Feb. 9, 1938	N	L	33-40
Feb. 1, 1939	N	L	32-40
Feb. 21, 1940	N	L	38-40
Feb. 26, 1941	N	W	58-41
Feb. 25, 1942	N	W	53-52
Mar. 3, 1943	N	W	57-53
Feb. 23, 1944	N	W	50-40
Feb. 21, 1945	N	W	34-30
Feb. 20, 1946	N	L	54-58
Mar. 4, 1947	N	W	57-56
Feb. 23, 1948	N	L	54-59
Feb. 24, 1949	N	W	71-64
Feb. 21, 1950	N	W	66-60
Dec. 20, 1951	N	W	61-52
Feb. 28, 1952	N	W	78-75
Dec. 29, 1952	N	L	63-77
Feb. 26, 1953	N	W	66-61
Feb. 25, 1954	N	W	66-62
Feb. 24, 1955	N	W	66-50
Mar. 1, 1956	N	W	75-66
Mar. 7, 1957	N	L	55-67
Mar. 6, 1958	N	W	71-58
Mar. 5, 1959	N	W	57-55
Mar. 3, 1960	N	L	67-74
Mar. 9, 1961	N	W	76-64
Dec. 30, 1961	N	W	77-58
Mar. 10, 1962	N	W	70-58
Mar. 7, 1963	N	L	47-56
Mar. 7, 1964	H	W	71-51
Mar. 4, 1965	N	W	70-66
Mar. 5, 1966	H	L	58-67
Mar. 2, 1967	N	W	55-51
Mar. 2, 1968	N	W	77-58
Feb. 27, 1969	N	W	75-64
Feb. 28, 1970	H	W	64-53
Mar. 11, 1971	N	W	85-74

NIAGARA UNIVERSITY

Overall: 72-27

H: 42-10 A: 19-8 N: 11-9

Jan. 7, 1909	H	W	21-19
Jan. 6, 1910	H	L	25-29
Jan. 11, 1911	H	W	29-17
Jan. 5, 1912	H	W	33-11
Jan. 7, 1913	H	W	29-26
Feb. 9, 1913	A	W	31-30
Feb. 23, 1914	H	L	23-38
Feb. 20, 1915	H	W	33-23
Dec. 14, 1915	H	W	37-20

Jan. 5, 1917	H	W	34-25
Feb. 5, 1920	H	L	13-23
Jan. 7, 1921	H	L	18-36
Feb. 20, 1921	A	L	22-39
Jan. 9, 1922	H	L	33-43
Feb. 19, 1922	A	W	25-23
Jan. 9, 1923	H	W	20-19
Feb. 18, 1923	A	L	12-16
Feb. 12, 1924	H	L	34-38
Feb. 24, 1924	A	L	24-26
Feb. 15, 1926	H	W	26-24
Jan. 4, 1929	H	W	35-18
Jan. 5, 1931	H	W	44-23
Jan. 4, 1932	H	W	36-26
Dec. 31, 1932	H	W	26-23
Dec. 30, 1933	H	W	35-21
Jan. 12, 1935	H	W	32-30
Jan. 11, 1936	H	L	37-40
Jan. 12, 1937	H	W	41-27
Jan. 15, 1938	H	W	54-29
Jan. 14, 1939	H	W	40-26
Jan. 15, 1940	H	W	44-40
Dec. 23, 1941	H	W	49-46
Dec. 22, 1942	H	L	40-46
Jan. 19, 1946	N	W	80-39
Feb. 15, 1947	N	W	46-36
Feb. 19, 1948	N	W	57-48
Feb. 12, 1949	N	L	55-59
Feb. 11, 1950	N	W	72-63
Feb. 15, 1951	N	L	75-77
Feb. 9, 1952	N	W	59-55
Feb. 19, 1953	N	W	60-56
Dec. 26, 1953	N	L	69-70
Dec. 13, 1954	N	L	64-67
Dec. 31, 1954	N	L	70-79
Feb. 17, 1955	N	L	62-82
Feb. 11, 1956	A	L	64-73
Feb. 14, 1957	N	W	71-67
Feb. 8, 1958	A	L	66-77
Feb. 19, 1959	N	W	87-78
Feb. 6, 1960	A	W	79-71
Feb. 18, 1961	N	W	84-64
Feb. 10, 1962	A	W	67-66
Feb. 16, 1963	H	L	49-53
Feb. 1, 1964	A	W	83-67
Feb. 13, 1965	H	W	82-62
Feb. 5, 1966	A	W	85-69
Feb. 16, 1967	H	W	66-48
Feb. 3, 1968	A	W	74-73
Feb. 13, 1969	H	W	97-60
Feb. 21, 1970	A	L	70-72
Feb. 11, 1971	H	W	82-71
Feb. 19, 1972	A	W	93-90
Mar. 23, 1972	N	L	67-69
Feb. 8, 1973	H	W	74-69
Feb. 16, 1974	A	W	94-75
Feb. 6, 1975	H	W	91-57
Mar. 1, 1976	A	W	65-64
Feb. 5, 1977	H	W	72-66
Feb. 27, 1978	A	W	69-60
Feb. 3, 1979	H	W	80-52
Jan. 28, 1980	N	W	87-63
Jan. 28, 1981	H	W	79-65
Dec. 11, 1982	A	W	88-53
Dec. 23, 1983	H	W	89-71
Dec. 15, 1984	N	L	59-62
Dec. 21, 1985	H	W	104-61
Dec. 20, 1986	N	W	66-58
Dec. 19, 1987	H	W	80-65
Dec. 23, 1988	A	L	63-68
Dec. 23, 1989	H	W	83-51
Nov. 30, 1990	A	W	66-49
Nov. 23, 1991	H	W	73-64
Dec. 5, 1992	A	W	75-71
Dec. 22, 1993	H	W	89-66
Dec. 3, 1994	A	W	89-56
Nov. 24, 1995	H	W	88-72
Jan. 14, 1997	A	W	62-40
Dec. 26, 1997	N	L	63-86
Jan. 4, 1999	H	W	115-70
Dec. 11, 1999	A	W	81-66
Nov. 25, 2000	H	W	92-59
Dec. 11, 2001	A	W	60-52
Jan. 2, 2003	H	W	78-68
Jan. 3, 2004	H	W	72-65
Nov. 27, 2004	A	L	102-81

Nov. 26, 2005	H	W	67-61
Dec. 9, 2006	A	W	86-64
Dec. 15, 2007	H	L	73-77
Dec. 2, 2014	H	W	70-57

NORTH CAROLINA, UNIVERSITY OF

Overall: 2-2

N: 2-2

Dec. 28, 1968	N	W	72-70
Nov. 20, 1982	N	W	78-74
Dec. 29, 1983	N	L	51-64
Dec. 28, 2002	N	L	59-63

NORTH CAROLINA ASHEVILLE, OF UNIVERSITY

Overall: 1-1

H: 1-1

Nov. 16, 1998	H	W	105-50
Dec. 21, 2012	H	L	65-72

NORTH CAROLINA A&T STATE UNIVERSITY

Overall: 1-0

H: 1-0

Nov. 16, 1989	H	W	64-57
---------------	---	---	-------

NORTH CAROLINA STATE UNIVERSITY

Overall: 6-7

A: 1-2 N: 5-5

Mar. 15, 1947	N	L	55-61
Dec. 20, 1947	N	L	56-76
Mar. 24, 1951	N	W	71-59
Mar. 21, 1952	A	W	60-49
Dec. 23, 1952	N	W	67-56
Jan. 30, 1954	A	L	61-84
Dec. 21, 1954	N	L	75-76
Jan. 28, 1956	A	L	70-82
Dec. 27, 1980	N	L	55-64
Dec. 29, 1984	N	W	66-56
Mar. 24, 1985	N	W	69-60
Dec. 5, 1989	N	L	58-67
Dec. 30, 2004	N	W	63-45

NORTH CAROLINA-WILMINGTON, UNIVERSITY OF

Overall: 1-0

H: 1-0

Nov. 29, 1991	H	W	75-57
---------------	---	---	-------

NORTH FLORIDA, UNIVERSITY OF

Overall: 1-0

H: 1-0

Nov. 10, 2006	H	W	74-53
---------------	---	---	-------

NORTHEASTERN UNIVERSITY

Overall: 1-1

H: 1-1

Feb. 22, 1926	H	W	27-17
Nov. 26, 2011	H	L	64-78

NORTHERN ARIZONA UNIVERSITY

Overall: 1-0

N: 1-0

Mar. 16, 2000	N	W	61-56
---------------	---	---	-------

NORTHERN ILLINOIS UNIVERSITY

Overall: 1-0

N: 1-0

Mar. 15, 1991	N	W	75-68
---------------	---	---	-------

NORTHWESTERN UNIVERSITY

Overall: 2-1

H: 1-0 N: 1-1

Dec. 17, 1938	N	W	49-41
Dec. 26, 1966	N	L	60-62
Dec. 21, 2010	H	W	85-69

NOTRE DAME, UNIVERSITY OF

Overall: 19-21 BIG EAST: 11-12

H: 10-5 A: 7-13 N: 2-3

Feb. 2, 1959	A	L	70-72
Feb. 2, 1961	A	L	63-64
Jan. 29, 1962	A	W	78-72
Feb. 9, 1963	H	W	57-52
Feb. 17, 1964	A	L	83-89
Dec. 19, 1964	H	W	76-72
Feb. 15, 1966	A	W	77-59
Dec. 17, 1966	H	W	65-62
Feb. 13, 1968	A	W	83-81
Mar. 1, 1969	H	L	67-71
Feb. 10, 1970	A	L	76-90
Feb. 27, 1971	H	L	79-92
Feb. 8, 1972	A	W	86-75
Feb. 24, 1973	N	L	71-75
Feb. 13, 1975	N	L	67-68
Feb. 23, 1991	N	W	57-55
Dec. 29, 1992	A	L	70-79
Jan. 31, 1996	H	L	83-86
Feb. 11, 1996	A	W	74-66
Feb. 4, 1997	A	L	70-75
Dec. 30, 1997	A	W	79-69
Jan. 31, 1998	H	L	65-73
Feb. 24, 1999	H	W	73-53
Jan. 29, 2000	A	L	60-73
Feb. 5, 2001	A	L	73-83
Feb. 27, 2002	H	W	84-81
Mar. 7, 2002	N	L	63-83
Mar. 12, 2003	N	W	83-80
Mar. 6, 2004	H	L	62-89
Jan. 15, 2005	A	L	66-67
Jan. 23, 2007	H	W	71-68
Mar. 5, 2008	A	L	74-83
Jan. 3, 2009	H	W	71-65
Mar. 6, 2009	A	L	55-74
Feb. 14, 2010	A	W	69-68
Jan. 8, 2011	A	L	61-76
Jan. 16, 2011	H	W	72-54
Feb. 25, 2012	H	W	61-58
Jan. 15, 2013	H	W	67-63
Mar. 5, 2013	A	L	40-66

OKLAHOMA STATE**UNIVERSITY****Overall: 1-0****H: 1-0**

Mar. 21, 1989 H W 76-64

OLD DOMINION**UNIVERSITY****Overall: 2-0****H: 1-0 N: 1-0**

Nov. 26, 1977 H W 81-75

Dec. 27, 1984 N W 77-66

ORAL ROBERTS**UNIVERSITY****Overall: 2-0****H: 1-0 N: 1-0**

Mar. 21, 1972 N W 94-78

Nov. 30, 1979 H W 90-78

OREGON, UNIVERSITY OF**Overall: 1-1****H: 1-0 N: 0-1**

Mar. 23, 1975 N L 76-80

Jan. 29, 1977 H W 61-51

OREGON STATE**UNIVERSITY****Overall: 1-1****N: 1-1**

Feb. 14, 1981 N L 45-57

Nov. 23, 2001 N W 66-63

PENNSYLVANIA,**UNIVERSITY OF****Overall: 4-5****H: 1-0 A: 1-1 N: 2-4**

Dec. 10, 1910 A W 25-23

Dec. 8, 1911 A L 28-40

Mar. 10, 1973 N L 61-62

Mar. 18, 1979 N L 62-64

Nov. 29, 1980 H W 68-62

Dec. 26, 1980 N W 66-58

Mar. 12, 1982 N W 66-56

Dec. 29, 1994 N L 73-79

Dec. 28, 2003 N L 63-61 (OT)

PENN STATE UNIVERSITY**Overall: 1-1****H: 1-0 N: 0-1**

Dec. 15, 1911 H W 25-17

Nov. 29, 2013 N L 82-89 (OT)

PITTSBURGH, UNIVERSITY OF**Overall: 34-24 BIG EAST: 28-19****H: 17-7 A: 13-15 N: 4-2**

Feb. 23, 1956 N W 81-76

Jan. 31, 1957 A W 78-70

Jan. 30, 1958 A L 73-86

Dec. 11, 1959 A L 73-74

Dec. 20, 1960 A W 87-56

Jan. 29, 1966 A W 74-51

Jan. 21, 1967 H W 95-66

Jan. 31, 1970 H W 67-58

Feb. 1, 1983 A L 71-72

Mar. 5, 1983 H W 91-73

Mar. 10, 1983 N W 64-53

Jan. 16, 1984 A L 61-63

Feb. 18, 1984 H W 65-62

Jan. 14, 1985 A W 87-56

Feb. 15, 1985 H W 84-63

Jan. 4, 1986 H W 78-75

Jan. 25, 1986 A W 68-67

Jan. 19, 1987 A W 63-62

Feb. 27, 1987 H W 76-74

Jan. 9, 1988 A L 70-81

Feb. 3, 1988 H L 71-88

Jan. 30, 1989 H L 81-85

Feb. 14, 1989 A L 77-87

Jan. 13, 1990 H W 71-70

Feb. 26, 1990 A W 76-75

Jan. 19, 1991 H W 73-71

Jan. 16, 1991 A L 83-94

Feb. 15, 1992 A W 84-74

Feb. 22, 1992 H W 71-65

Jan. 9, 1993 H W 85-77

Feb. 6, 1993 A L 69-71

Dec. 7, 1993 H L 68-75

Feb. 12, 1994 A W 68-62

Mar. 10, 1994 N W 80-72

Dec. 5, 1994 A W 88-83

Jan. 22, 1995 H L 87-94

Mar. 9, 1995 N L 71-74

Mar. 3, 1996 H W 74-68

Jan. 4, 1997 H W 75-64

Jan. 18, 1997 A W 60-55

Jan. 22, 1998 A W 90-83

Dec. 9, 1998 H W 73-52

Feb. 6, 1999 A W 88-60

Jan. 3, 2000 H W 82-58

Jan. 22, 1998 A W 54-77

Feb. 4, 2004 A L 71-51

Jan. 18, 2005 H W 65-62

Feb. 8, 2005 A L 44-55

Jan. 21, 2006 H W 55-50

Jan. 27, 2007 A L 46-72

Jan. 23, 2008 H L 57-81

Jan. 11, 2009 A L 67-90

Jan. 28, 2010 A L 53-63

Feb. 27, 2010 H L 64-71

Feb. 19, 2011 H W 60-59

Feb. 29, 2012 A L 69-89

Mar. 6, 2012 N L 59-73

Feb. 24, 2013 H L 47-63

POTSDAM, STATE**UNIVERSITY OF NEW****YORK AT****Overall: 1-0****H: 1-0**

Feb. 15, 1910 H W 56-29

PRATT INSTITUTE**Overall: 9-1****H: 3-1 A: 6-0**

Nov. 28, 1908 A W 20-9

Dec. 12, 1920 A L 30-32

Jan. 31, 1921 H W 36-18

Jan. 15, 1926 A W 34-21

Jan. 15, 1927 H W 30-20

Dec. 10, 1937 H W 47-29

Dec. 9, 1938 A W 64-35

Dec. 8, 1939 H W 62-29

Nov. 30, 1949 H W 73-46

Nov. 22, 1950 H W 90-39

PRINCETON UNIVERSITY**Overall: 10-6****H: 4-4 A: 4-1 N: 2-1**

Dec. 21, 1912 H W 27-23

Jan. 3, 1914 H L 22-25

Dec. 12, 1914 H L 8-14

Dec. 8, 1915 H L 22-27

Dec. 12, 1942 A W 56-51

Mar. 18, 1967 N L 58-78

Mar. 8, 1969 N W 72-63

Dec. 27, 1973 N W 64-51

Jan. 24, 1976 A L 55-58

Jan. 22, 1977 H W 75-50

Dec. 3, 1977 A W 43-40

Dec. 3, 1978 H W 71-51

Jan. 8, 1980 A W 44-42

Dec. 6, 1980 H L 46-47

Dec. 5, 1981 A W 42-37

Dec. 18, 1982 H W 58-46

PROVIDENCE COLLEGE**Overall: 60-46 BIG EAST: 34-29****H: 33-15 A: 21-24 N: 6-7**

Feb. 25, 1927 H L 33-36

Feb. 20, 1927 H W 38-26

Dec. 18, 1928 H L 30-32

Dec. 20, 1929 H W 27-20

Dec. 25, 1930 A L 21-31

Jan. 19, 1930 H W 21-16

Jan. 19, 1931 H W 33-25

Jan. 30, 1932 A W 30-26

Dec. 17, 1932 H W 39-25

Feb. 18, 1933 A L 38-47

Dec. 19, 1933 H W 43-31

Dec. 18, 1934 H W 40-37

Jan. 19, 1935 A L 28-58

Mar. 6, 1936 H W 43-34

Mar. 5, 1937 H W 44-37

Feb. 24, 1938 H W 47-37

Feb. 10, 1941 H W 58-49

Feb. 7, 1942 H W 78-42

Jan. 5, 1956 A W 79-59

Feb. 15, 1958 A L 50-53

Dec. 4, 1958 N W 73-55

Mar. 19, 1959 N W 76-55

Dec. 19, 1959 N W 67-64

Dec. 27, 1960 N W 76-54

Dec. 30, 1963 N L 67-72

Feb. 21, 1968 A W 58-56

Dec. 18, 1968 H W 73-53

Jan. 28, 1970 A L 57-58

Dec. 30, 1970 N L 80-94

Mar. 6, 1971 H W 79-65

Mar. 2, 1972 A L 65-73

Mar. 3, 1973 H L 90-93

Mar. 2, 1974 A L 67-85

Dec. 30, 1974 A W 91-78

Mar. 1, 1975 H W 88-70

Mar. 22, 1975 N L 72-85

Feb. 28, 1976 A L 53-67

Feb. 26, 1977 H L 66-69

Feb. 25, 1978 A W 60-51

Feb. 24, 1979 H W 70-65

Feb. 23, 1980 A W 68-62

Feb. 28, 1980 A W 48-44

Jan. 10, 1981 H W 83-63

Feb. 16, 1981 A L 57-73

Jan. 9, 1982 N W 76-62

Feb. 15, 1982 A W 77-76

Dec. 4, 1982 A W 61-60

Jan. 18, 1983 H W 74-54

Jan. 7, 1984 H W 57-52

Feb. 7, 1984 A L 60-65

Jan. 30, 1985 A W 77-60

Mar. 2, 1985 H W 72-53

Mar. 7, 1985 N W 90-62

Jan. 2, 1986 A W 95-90

Jan. 3, 1986 H W 85-61

Jan. 31, 1987 A L 81-93

Feb. 14, 1987 H L 78-79

Mar. 6, 1987 N L 51-80

Feb. 13, 1988 H W 88-67

Mar. 5, 1988 A L 81-90

Jan. 3, 1989 A L 69-98

Feb. 1, 1989 H W 87-73

Jan. 24, 1990 A W 83-75

Feb. 17, 1990 H L 74-77

Jan. 15, 1991 H W 85-79

Feb. 9, 1991 A L 64-75

Mar. 8, 1991 N L 64-72

Jan. 18, 1992 H W 85-75

Feb. 24, 1992 A W 72-68

Jan. 5, 1993 H W 86-76

Feb. 9, 1993 A W 73-64

Feb. 5, 1994 H W 73-69

Feb. 21, 1994 A L 67-75

Jan. 4, 1995 A W 89-74

Feb. 22, 1995 H W 79-72

Jan. 6, 1996 H L 78-82

Mar. 6, 1996 N L 72-80

Jan. 2, 1997 A L 67-77

Jan. 25, 1997 H L 59-72

Jan. 17, 1998 A W 63-56

Jan. 20, 1999 A W 84-57

Feb. 15, 1999 H W 104-70

Feb. 8, 2000 A W 61-46

Feb. 3, 2001 A L 63-75

Feb. 14, 2001 H L 53-64

Jan. 12, 2002 A L 57-78

Jan. 26, 2002 H L 70-75 (OT)

Jan. 8, 2003 A L 71-75

Feb. 15, 2003 H L 59-69

Feb. 29, 2004 H L 78-103

Mar. 1, 2005 A L 75-86

Feb. 4, 2006 A L 73-81

Feb. 17, 2007 A L 66-71

Mar. 4, 2007 H W 77-64

Feb. 9, 2008 H W 64-62

Dec. 31, 2008 A L 54-75

Jan. 3, 2010 H L 59-74

Jan. 1, 2011 A W 67-65

Dec. 27, 2011 H W 91-67

Mar. 2, 2013 A L 59-62

Jan. 16, 2014 H L 83-84

Feb. 4, 2014 A W 86-76

Mar. 13, 2014 N L 74-79

Jan. 14, 2015 H W 83-70

Jan. 31, 2015 H W 75-66

Mar. 12, 2015 H L 57-74

PURDUE UNIVERSITY**Overall: 1-3****A: 1-1 H: 0-1 N: 0-1**

Feb. 4, 1952 A W 64-53

Dec. 27, 1965 N L 75-77

Mar. 8, 1980 A L 72-87

Nov. 27, 1998



Series Results

RICHMOND UNIVERSITY

Overall: 3-1

A: 1-1 N: 2-0

Feb. 11, 1954	N	W	62-59
Feb. 25, 1958	A	W	75-67
Feb. 5, 1959	N	W	85-76
Mar. 18, 2009	A	L	69-75

RIDER COLLEGE

Overall: 11-0

H: 9-0 A: 1-0 N: 1-0

Jan. 17, 1930	A	W	36-32
Feb. 25, 1930	H	W	22-21
Feb. 24, 1931	H	W	25-21
Feb. 23, 1932	H	W	28-22
Feb. 28, 1833	H	W	30-26
Feb. 9, 1945	H	W	48-39
Jan. 23, 1946	H	W	75-39
Feb. 5, 1947	H	W	70-39
Feb. 27, 1948	H	W	72-56
Dec. 2, 1951	H	W	65-46
Dec. 29, 1995	N	W	79-69

ROANOKE COLLEGE

Overall: 8-0

H: 7-0 N: 1-0

Mar. 15, 1939	N	W	71-47
Dec. 5, 1952	H	W	72-55
Dec. 1, 1953	H	W	70-56
Dec. 3, 1954	H	W	76-53
Dec. 7, 1955	H	W	89-62
Dec. 8, 1956	H	W	103-65
Dec. 5, 1957	H	W	86-82
Dec. 3, 1968	H	W	91-65

ROBERT MORRIS

Overall: 0-1

H: 0-1

Mar. 18, 2014	H	L	78-89
---------------	---	---	-------

ROCHESTER, UNIVERSITY OF

Overall: 1-1

H: 1-1

Feb. 17, 1911	H	W	32-27
Feb. 4, 1915	H	L	11-17

RUTGERS UNIVERSITY

Overall: 26-14 BIG EAST: 15-7

H: 11-4 A: 7-6 N: 8-4

Dec. 14, 1974	N	L	74-85
Mar. 8, 1975	N	L	77-79
Mar. 6, 1976	N	L	67-70
Dec. 11, 1976	H	W	86-70
Dec. 10, 1977	A	L	61-72
Dec. 29, 1978	N	L	61-72
Jan. 13, 1979	H	L	66-69
Mar. 16, 1979	N	W	67-65
Dec. 15, 1979	A	W	75-64
Dec. 13, 1980	H	W	71-70
Dec. 9, 1981	A	L	67-74
Mar. 20, 1983	N	W	66-55
Jan. 5, 1984	N	W	71-43
Dec. 9, 1985	N	W	77-61
Jan. 12, 1988	N	W	73-55
Jan. 18, 1989	N	W	62-61
Feb. 6, 1990	H	W	89-77
Feb. 15, 1996	A	L	70-82
Jan. 29, 1997	H	L	47-49
Feb. 15, 1997	A	W	73-58
Jan. 28, 1998	H	W	76-58
Jan. 2, 1999	A	W	77-73
Jan. 16, 1999	H	W	88-78
Mar. 4, 1999	N	W	77-62
Jan. 25, 2000	H	W	61-57
Jan. 14, 2001	A	W	80-71
Mar. 6, 2003	H	W	75-59
Jan. 24, 2004	A	L	78-70
Feb. 2, 2005	H	W	53-52
Feb. 15, 2006	A	W	54-51
Mar. 5, 2006	H	L	70-82
Feb. 15, 2007	H	W	60-55
Feb. 6, 2008	A	W	52-45
Jan. 24, 2009	H	W	70-59
Feb. 2, 2010	A	L	72-84
Feb. 2, 2011	H	W	58-56

Mar. 9, 2011	N	W	65-63
Mar. 3, 2012	A	L	58-61
Jan. 9, 2013	H	L	56-58
Jan. 23, 2013	A	W	72-60

SACRED HEART UNIVERSITY

Overall: 2-0

H: 2-0

Dec. 29, 1999	H	W	95-66
Nov. 20, 2007	H	W	76-49

ST. BONAVENTURE UNIVERSITY

Overall: 12-6

H: 5-2 A: 3-1 N: 4-3

Jan. 2, 1922	H	L	29-30
Feb. 20, 1922	A	L	14-16
Feb. 20, 1923	A	W	29-25
Jan. 3, 1924	H	W	37-22
Feb. 25, 1924	A	W	31-28
Jan. 17, 1928	H	W	30-23
Jan. 11, 1929	H	W	35-23
Jan. 21, 1930	H	W	49-24
Mar. 12, 1951	N	W	60-58
Feb. 14, 1952	N	W	59-56
Mar. 22, 1958	N	L	68-84
Mar. 14, 1959	N	W	82-74
Dec. 30, 1959	N	L	78-95
Mar. 15, 1960	N	L	71-105
Dec. 1, 1984	H	W	58-57
Dec. 28, 1985	N	W	85-69
Nov. 17, 2010	A	W	69-68
Dec. 7, 2010	H	L	66-67

ST. FRANCIS COLLEGE (N.Y.)

Overall: 65-12

H: 39-4 A: 11-2 N: 15-6

Jan. 10, 1908	H	W	23-12
Jan. 22, 1923	H	W	24-23
Mar. 7, 1923	A	L	22-29
Jan. 25, 1924	N	W	31-20
Feb. 29, 1924	N	L	27-30
Jan. 20, 1925	H	W	29-27
Dec. 22, 1926	H	W	36-19
Jan. 20, 1927	A	W	29-25
Feb. 3, 1928	A	W	37-27
Feb. 24, 1928	H	W	41-21
Dec. 27, 1928	N	W	23-13
Feb. 5, 1929	H	W	31-24
Mar. 5, 1929	A	W	22-15
Jan. 3, 1930	H	W	33-14
Mar. 4, 1930	A	W	32-15
Feb. 10, 1931	H	W	22-19
Jan. 12, 1932	A	W	38-8
Jan. 14, 1932	H	W	23-16
Jan. 20, 1934	H	L	26-27
Feb. 24, 1934	A	W	29-15
Jan. 26, 1935	H	W	37-19
Mar. 2, 1935	A	L	27-28
Feb. 1, 1936	H	W	41-18
Mar. 2, 1936	H	L	22-30
Mar. 10, 1937	N	L	22-24
Mar. 2, 1938	N	W	29-20
Mar. 8, 1939	N	W	48-37
Mar. 5, 1940	N	W	38-35
Mar. 10, 1941	N	L	41-55
Mar. 11, 1942	N	L	34-49
Mar. 10, 1943	N	W	50-34
Feb. 2, 1944	H	W	60-55
Mar. 7, 1945	N	W	69-35
Mar. 7, 1946	N	W	48-39
Mar. 11, 1947	N	W	71-52
Mar. 5, 1948	N	L	50-51
Mar. 4, 1949	A	W	57-43
Jan. 26, 1950	H	W	65-46
Feb. 2, 1951	A	W	44-38
Jan. 19, 1952	N	W	54-36
Jan. 7, 1953	A	W	68-54
Jan. 28, 1954	H	L	48-67
Jan. 7, 1955	A	W	80-71

Jan. 21, 1956	N	L	73-76
Jan. 19, 1957	A	W	68-66
Jan. 25, 1958	N	W	65-53
Jan. 24, 1959	N	W	91-44
Feb. 20, 1960	N	W	86-61
Jan. 14, 1961	N	W	67-51
Jan. 20, 1962	H	W	92-54
Jan. 19, 1963	H	W	53-52
Jan. 18, 1964	H	W	62-49
Jan. 23, 1965	H	W	75-61
Jan. 15, 1966	H	W	92-66
Jan. 14, 1967	H	W	95-71
Jan. 13, 1968	H	W	83-50
Jan. 25, 1969	H	W	71-55
Jan. 17, 1970	H	W	89-65
Jan. 23, 1971	H	W	98-57
Jan. 15, 1972	H	W	112-55
Jan. 13, 1973	H	W	93-72
Mar. 5, 1974	H	W	82-66
Jan. 18, 1975	H	W	103-63
Dec. 1, 1992	H	W	101-68
Nov. 22, 1997	H	W	83-73
Nov. 30, 1998	H	W	97-63
Dec. 8, 1999	H	W	88-66
Dec. 20, 2001	H	W	89-82
Dec. 11, 2002	H	W	80-58
Dec. 9, 2003	H	W	58-52
Nov. 23, 2004	H	L	53-52
Nov. 22, 2005	H	W	64-50
Dec. 5, 2006	H	W	59-42
Nov. 14, 2007	H	W	72-64
Dec. 1, 2008	H	W	69-61
Nov. 22, 2011	H	W	63-48
Dec. 15, 2012	N	W	77-60

ST. JOHN'S COLLEGE (MD.)

Overall: 5-1

H: 3-0 A: 2-1

Feb. 18, 1910	A	W	21-15
Feb. 3, 1912	H	W	35-18
Jan. 27, 1917	A	L	24-31
Feb. 18, 1930	A	W	54-17
Feb. 13, 1931	H	W	36-24
Dec. 9, 1932	H	W	34-10

ST. JOSEPH'S UNIVERSITY

Overall: 44-12

H: 16-1 A: 2-2 N: 26-9

Dec. 10, 1919	H	W	33-27
Feb. 23, 1925	H	W	46-38
Jan. 8, 1926	A	W	18-13
Jan. 20, 1926	H	W	37-26
Jan. 5, 1927	A	L	22-23
Feb. 15, 1927	H	W	36-30
Jan. 13, 1928	H	W	34-19
Feb. 16, 1928	A	L	34-35
Jan. 25, 1929	H	W	45-23
Feb. 15, 1936	H	W	30-23
Feb. 12, 1937	N	W	39-38
Feb. 12, 1938	N	W	38-30
Jan. 11, 1939	N	W	43-31
Feb. 3, 1940	N	L	30-35
Feb. 19, 1941	N	W	45-37
Feb. 14, 1942	N	W	51-39
Feb. 8, 1943	N	W	76-46
Feb. 12, 1944	N	W	41-36
Feb. 3, 1945	N	W	52-36
Jan. 5, 1946	N	W	59-40
Feb. 12, 1946	N	W	62-30
Feb. 1, 1947	N	L	48-55
Jan. 10, 1948	N	W	56-51
Jan. 29, 1949	N	W	62-45
Jan. 7, 1950	N	W	76-58
Jan. 27, 1951	N	W	92-71
Jan. 5, 1952	N	W	59-57
Jan. 31, 1953	N	W	64-62
Jan. 9, 1954	N	W	69-66
Feb. 19, 1955	N	L	63-71
Feb. 12, 1957	N	L	63-75
Dec. 7, 1957	N	W	65-58
Dec. 29, 1958	N	W	90-79
Jan. 17, 1959	N	W	97-72

Jan. 7, 1960	N	L	77-82
Jan. 11, 1961	N	L	71-74
Dec. 20, 1961	H	W	92-64
Dec. 18, 1962	N	L	56-61
Jan. 25, 1964	H	L	60-72
Dec. 15, 1964	N	L	56-71
Jan. 30, 1966	H	W	82-72
Jan. 11, 1967	N	W	98-85
Jan. 17, 1968	H	W	80-72
Dec. 10, 1968	N	W	64-61
Feb. 18, 1970	H	W	47-46
Dec. 9, 1970	N	W	66-53
Feb. 26, 1972	H	W	77-70
Feb. 12, 1973	N	L	65-76
Feb. 13, 1974	H	W	61-59
Feb. 19, 1975	N	W	92-73
Jan. 3, 1976	H	W	75-62
Jan. 12, 1977	N	W	74-57
Feb. 23, 1978	H	W	79-57
Jan. 28, 1979	N	W	47-40
Jan. 14, 1980	H	W	72-52
Mar. 19, 2013	A	W	63-61

ST. LAWRENCE UNIVERSITY

Overall: 6-6

H: 6-5 A: 0-1

H: 6-5		A: 0-1		
Dec. 17, 1908	H	L		23-27
Dec. 17, 1909	H	W		35-24
Dec. 14, 1910	H	W		49-32
Dec. 20, 1911	H	L		16-44
Dec. 18, 1912	H	L		20-28
Feb. 4, 1913	A	L		20-30
Dec. 16, 1913	H	W		20-14
Dec. 17, 1914	H	W		30-13
Jan. 17, 1916	H	L		19-38
Dec. 18, 1916	H	W		33-23
Feb. 9, 1921	H	L		32-42
Feb. 22, 1923	H	W		30-29

SAMFORD UNIVERSITY**Overall: 1-1****N: 1-1**

Mar. 11, 1999	N	W	69-43
Nov. 19, 1999	N	L	60-68

SAN DIEGO, UNIVERSITY OF**Overall: 1-0****H: 1-0**

Dec. 2, 1989	H	W	74-59
--------------	---	---	-------

SAN DIEGO STATE**Overall: 0-1****N: 0-1**

Mar. 20, 2015	N	L	64-76
---------------	---	---	-------

SAN FRANCISCO, UNIVERSITY OF**Overall: 5-3****H: 2-0 N: 2-2 A: 1-1**

Dec. 22, 1949	N	W	60-44
Dec. 30, 1950	N	W	67-47
Dec. 30, 1969	N	L	60-67
Dec. 28, 1976	N	L	70-80
Dec. 9, 1995	A	W	80-78
Dec. 31, 2000	H	W	92-77
Dec. 4, 2012	A	L	65-81
Dec. 18, 2013	H	W	81-57

SANTA CLARA, UNIVERSITY OF**Overall: 0-1****N: 0-1**

Dec. 22, 1953	N	L	60-62
---------------	---	---	-------

SAVAGE COLLEGE**Overall: 9-1****H: 8-0 A: 0-1 N: 1-0**

Jan. 10, 1925	H	W	35-24
Jan. 24, 1925	A	L	28-41
Jan. 31, 1929	H	W	38-16
Feb. 17, 1929	H	W	41-26
Dec. 16, 1930	H	W	30-21
Dec. 8, 1931	H	W	20-12
Dec. 13, 1932	H	W	34-21
Dec. 8, 1933	H	W	33-16
Dec. 16, 1935	H	W	33-27
Dec. 13, 1935	H	W	48-12

SCRANTON, UNIVERSITY OF**Overall: 8-1****H: 6-0 A: 2-1**

Feb. 21, 1928	A	L	26-30
Feb. 28, 1928	H	W	41-40
Feb. 12, 1929	A	W	28-18
Feb. 26, 1929	H	W	45-21
Feb. 5, 1930	A	W	26-25
Feb. 14, 1930	H	W	43-16
Feb. 3, 1931	H	W	39-26
Feb. 13, 1932	H	W	37-34
Mar. 11, 1933	H	W	37-34

SEATTLE UNIVERSITY**Overall: 1-0****N: 1-0**

Dec. 16, 1977	N	W	77-60
---------------	---	---	-------

SETH LOW COLLEGE**Overall: 2-0****H: 2-0**

Nov. 29, 1935	H	W	42-35
Dec. 4, 1936	H	W	48-24

SETON HALL UNIVERSITY**Overall: 58-35 BIG EAST: 33-26****H: 36-9 A: 12-22 N: 9-3**

Jan. 13, 1909	H	W	35-15
Jan. 4, 1910	H	W	33-13
Dec. 10, 1912	H	W	33-21
Dec. 6, 1913	H	L	19-22
Jan. 10, 1914	A	L	15-27
Jan. 9, 1915	A	L	18-20

Dec. 10, 1923	A	L	35-36
Jan. 7, 1924	H	W	48-30
Dec. 20, 1935	H	W	56-31
Dec. 11, 1936	H	W	26-20
Jan. 19, 1938	H	W	58-39
Feb. 15, 1939	H	W	46-29
Mar. 17, 1951	N	W	70-68
Mar. 14, 1953	N	L	46-58
Dec. 14, 1963	H	W	69-65
Jan. 16, 1965	A	W	76-69
Dec. 18, 1965	H	W	75-64
Dec. 14, 1966	A	W	91-58
Dec. 15, 1967	H	W	78-49
Jan. 8, 1969	A	W	66-45
Dec. 13, 1969	H	W	83-64
Jan. 20, 1971	A	W	88-70
Dec. 11, 1971	H	W	103-84
Jan. 24, 1973	A	W	107-77
Feb. 23, 1974	H	W	68-53
Jan. 22, 1975	A	L	67-72
Mar. 6, 1975	N	W	76-64
Feb. 16, 1976	H	W	68-63
Feb. 15, 1977	A	L	69-75
Mar. 5, 1977	N	W	88-73
Jan. 4, 1978	H	W	87-86
Jan. 8, 1979	A	L	70-76
Feb. 12, 1980	H	W	97-64
Jan. 21, 1981	H	W	73-62
Feb. 25, 1981	A	L	63-70
Jan. 25, 1982	A	W	91-85
Feb. 24, 1982	H	W	82-65
Jan. 3, 1983	A	W	79-62
Feb. 5, 1983	H	W	82-57
Jan. 24, 1984	A	W	63-62
Feb. 25, 1984	H	W	61-59
Jan. 5, 1985	H	W	73-57
Feb. 4, 1985	A	W	87-76
Jan. 15, 1986	N	W	74-58
Mar. 1, 1986	H	W	82-70
Mar. 6, 1986	N	W	87-68
Dec. 11, 1986	H	W	72-69
Feb. 10, 1987	N	W	60-57
Jan. 16, 1988	H	W	71-70
Dec. 30, 1988	N	W	58-55
Dec. 10, 1988	H	L	63-74
Feb. 21, 1989	N	L	60-63
Feb. 14, 1990	A	W	90-81
Mar. 3, 1990	H	L	65-71
Jan. 9, 1991	A	L	62-74
Feb. 2, 1991	N	W	81-65
Dec. 20, 1992	A	L	60-75
Mar. 7, 1992	H	L	71-78
Feb. 17, 1993	H	L	85-95
Mar. 6, 1993	A	L	73-92
Dec. 4, 1993	H	W	72-64
Feb. 14, 1994	A	L	57-67
Jan. 14, 1995	H	L	81-91 (OT)
Feb. 7, 1995	A	L	87-90
Jan. 22, 1996	A	L	76-82
Feb. 17, 1996	H	W	78-73
Feb. 26, 1997	H	W	66-62
Jan. 3, 1998	H	L	59-61
Feb. 15, 1998	A	W	64-60
Jan. 9, 1999	H	W	86-75
Jan. 18, 2000	A	L	70-78
Feb. 29, 2000	H	W	66-60
Mar. 7, 2001	N	L	66-78
Jan. 29, 2002	A	L	61-63 (OT)
Mar. 6, 2002	N	W	64-58
Jan. 4, 2003	H	W	74-66
Jan. 29, 2005	H	L	55-62
Feb. 12, 2005	A	L	55-57
Jan. 4, 2006	A	L	61-69 (OT)
Feb. 21, 2006	H	W	58-47
Jan. 11, 2007	A	L	63-79
Mar. 1, 2008	H	W	65-62
Feb. 5, 2009	A	L	81-91
Feb. 22, 2009	H	W	70-65
Feb. 17, 2010	H	L	50-59
Mar. 3, 2011	A	L	70-84
Feb. 14, 2012	A	L	64-94
Jan. 27, 2013	H	W	71-67
Jan. 23, 2014	H	W	77-76
Dec. 13, 2014	A	W	68-67
Dec. 31, 2014	A	L	67-78
Feb. 21, 2015	H	W	85-72

SIENA COLLEGE**Overall: 3-0****H: 1-0 A: 1-0 N: 1-0**

Feb. 4, 1956	A	W	71-56
Nov. 25, 1983	H	W	73-40
Nov. 27, 2010	N	W	77-68

SOUTH CAROLINA, UNIVERSITY OF**Overall: 4-0****H: 1-0 N: 3-0**

Dec. 30, 1972	N	W	86-71
Dec. 28, 1974	N	W	78-77
Dec. 29, 1975	N	W	71-59
Nov. 29, 2012	H	W	89-65

SOUTH FLORIDA, UNIVERSITY OF**Overall: 7-2 BIG EAST: 7-1****H: 4-0 A: 3-2**

Mar. 16, 1995	A	L	67-74
Jan. 14, 2006	A	W	68-49
Feb. 7, 2007	H	W	66-62
Feb. 2, 2008	A	W	72-58
Feb. 1, 2009	H	W	65-48
Feb. 20, 2010	A	W	74-58
Mar. 5, 2011	H	W	72-56
Jan. 18, 2012	A	L	49-64
Feb. 20, 2013	H	W	69-54

SOUTHERN UNIVERSITY**Overall: 2-0****H: 1-0 N: 1-0**

Mar. 14, 1985	N	W	83-59
Nov. 28, 1986	H	W	126-81

SOUTHERN CALIFORNIA, UNIVERSITY OF**Overall: 1-1****H: 1-0 A: 0-1**

Dec. 9, 1967	H	W	63-58
Dec. 23, 1969	A	L	59-95

SOUTHERN METHODIST UNIVERSITY**Overall: 3-0****N: 3-0**

Dec. 7, 1950	N	W	76-72
Dec. 18, 1970	N	W	95-80
Dec. 17, 1976	N	W	87-71

SPRINGFIELD COLLEGE**Overall: 2-2****H: 2-0 A: 0-2**

Feb. 2, 1924	A	L	31-56
Jan. 17, 1925	A	L	23-27
Dec. 18, 1939	H	W	42-39
Jan. 3, 1941	H	W	64-49

STANFORD UNIVERSITY**Overall: 1-1****H: 0-1 A: 1-0**

Dec. 22, 1969	A	W	63-59
Nov. 25, 1998	H	I	53-55

STONY BROOK**Overall: 8-0****H: 6-0 A: 2-0**

Nov. 23, 1999	A	W	84-43
Nov. 18, 2000	H	W	92-62
Nov. 17, 2001	H	W	72-55
Nov. 26, 2002	H	W	68-57
Nov. 29, 2003	A	W	72-61
Nov. 30, 2004	H	W	66-57
Dec. 7, 2005	H	W	63-45
Dec. 2, 2010	H	W	63-55

SWARTHMORE COLLEGE**Overall: 1-0****H: 1-0**

Jan. 10, 1910	H	W	24-18
---------------	---	---	-------

SYRACUSE UNIVERSITY**Overall: 38-51 BIG EAST: 20-36****H: 16-16 A: 12-27 N: 10-8**

Feb. 8, 1912	H	L	19-25
Feb. 13, 1913	H	W	31-30
Jan. 17, 1931	A	W	25-16
Jan. 20, 1945	N	W	58-35
Jan. 16, 1946	N	L	43-52
Jan. 6, 1951	N	W	63-53
Jan. 3, 1953	N	W	97-84
Feb. 4, 1960	N	W	85-68
Feb. 11, 1961	A	W	95-60
Jan. 6, 1962	H	W	84-55
Mar. 9, 1963	A	W	57-48
Jan. 4, 1964	H	W	84-71
Feb. 26, 1965	A	L	59-68
Dec. 30, 1965	N	L	97-113
Jan. 12, 1966	H	W	66-65
Feb. 21, 1967	A	W	71-64
Dec. 26, 1967	N	W	60-55
Jan. 4, 1968	H	W	79-58
Feb. 19, 1969	A	W	71-63
Jan. 19, 1970	H	W	86-72
Feb. 17, 1971	A	L	73-78
Jan. 8, 1972	H	L	83-86
Jan. 14, 1973	A	L	70-80
Jan. 12, 1974	H	L	71-72
Dec. 10, 1974	A	L	66-75
Feb. 21, 1976	H	W	100-78
Dec. 10, 1977	A	L	55-79
Feb. 18, 1978	H	L	65-77
Feb. 17, 1979	A	L	72-79
Feb. 16, 1980	H	L	71-72
Jan. 24, 1981	A	L	71-79
Feb. 28, 1981	H	W	82-73
Mar. 5, 1981	A	L	66-71
Jan. 20, 1982	H	W	73-62
Feb. 27, 1982	A	W	80-76
Jan. 22, 1983	A	W	68-57
Feb. 23, 1983	H	W	85-69
Jan. 28, 1984	A	L	74-78
Feb. 27, 1984	H	L	81-82
Jan. 23, 1985	N	W	82-80
Feb. 23, 1985	A	W	88-83
Feb. 1, 1986	A	L	64-68
Feb. 28, 1986	N	W	86-79
Mar. 8, 1986	N	W	70-69



Series Results

Jan. 5, 2005	H	L	65-79
Feb. 23, 2005	A	L	69-83
Feb. 12, 2006	A	L	60-75
Jan. 21, 2007	H	W	64-60
Feb. 11, 2007	A	L	74-76
Jan. 2, 2008	A	L	70-76
Feb. 24, 2009	H	L	58-87
Mar. 2, 2010	A	L	66-83
Jan. 12, 2011	H	L	59-76
Mar. 10, 2011	N	L	73-79
Feb. 4, 2012	H	L	70-95
Feb. 10, 2013	A	L	58-77
Dec. 15, 2013	H	L	63-68
Dec. 6, 2014	A	W	69-57

TEMPLE UNIVERSITY

Overall: 32-21

H: 9-2		A: 1-2		N: 22-17	
Feb. 28, 1931	A	W		27-20	
Feb. 20, 1932	H	W		37-22	
Jan. 28, 1933	A	L		33-42	
Jan. 12, 1940	N	W		43-28	
Feb. 13, 1941	N	L		46-55	
Feb. 18, 1942	N	L		36-45	
Feb. 13, 1943	N	W		62-40	
Jan. 15, 1944	N	W		36-32	
Feb. 17, 1944	N	L		44-47	
Jan. 13, 1945	N	W		43-41	
Jan. 26, 1946	N	W		57-52	
Feb. 11, 1946	N	L		51-55	
Jan. 16, 1947	N	W		64-50	
Jan. 31, 1948	N	L		50-51	
Jan. 13, 1949	N	L		79-81	
Feb. 4, 1950	N	W		75-61	
Dec. 26, 1950	N	W		90-68	
Jan. 26, 1952	N	W		54-44	
Feb. 20, 1954	N	W		72-67	
Dec. 16, 1954	N	L		69-77	
Mar. 7, 1956	N	L		66-71	
Feb. 21, 1957	N	L		73-80	
Feb. 1, 1958	N	L		58-81	
Jan. 3, 1959	N	W		81-76	
Feb. 27, 1960	N	L		63-68	
Jan. 6, 1961	N	W		81-60	
Jan. 4, 1962	N	L		51-52	
Dec. 27, 1962	H	L		51-64	
Jan. 8, 1964	N	L		57-62	
Dec. 5, 1964	H	W		60-50	
Feb. 9, 1966	N	W		75-72	
Feb. 4, 1967	H	W		65-63	
Mar. 11, 1967	N	W		57-53	
Feb. 7, 1968	N	L		55-62	
Feb. 1, 1969	H	W		65-48	
Dec. 2, 1969	A	L		59-60	
Feb. 20, 1971	H	W		74-67	
Jan. 30, 1972	N	L		65-79	
Jan. 20, 1973	H	W		93-84	
Jan. 23, 1974	N	W		64-49	
Dec. 7, 1974	H	W		88-68	
Dec. 27, 1975	N	W		67-59	
Jan. 10, 1976	N	W		70-63	
Dec. 29, 1976	N	W		59-49	
Jan. 19, 1977	H	W		66-50	
Feb. 15, 1978	N	L		65-75	
Jan. 6, 1979	H	L		73-74	
Mar. 9, 1979	N	W		75-70	
Feb. 19, 1980	N	W		63-58	
Dec. 23, 1981	H	W		68-61	
Mar. 15, 1984	N	L		63-65	
Mar. 16, 1990	N	W		81-65	
Nov. 28, 2009	N	W		55-48	

TENNESSEE, UNIVERSITY OF

Overall: 5-3

Dec. 26, 1942	N	W	52-41
Dec. 2, 1948	N	W	67-45
Mar. 20, 1971	N	L	83-84
Dec. 27, 1972	N	W	56-55
Dec. 9, 1975	H	W	79-70
Dec. 18, 1976	A	L	81-86
Dec. 4, 1979	A	L	80-97
Nov. 24, 2001	N	W	69-55

TENNESSEE TECHNOLOGICAL UNIVERSITY

Overall: 1-0

H: 1-0			
Dec. 22, 1978	H	W	100-56

TEXAS, UNIVERSITY OF

Overall: 1-1

N: 1-1			
Mar. 17, 1991	N	W	84-76
Nov. 17, 2006	N	L	76-77

TEXAS A&M UNIVERSITY

Overall: 0-1

N: 0-1			
Nov. 18, 2011	N	L	57-58

TEXAS-PAN AMERICAN

Overall: 1-0

H: 1-0			
Dec. 21, 2011	H	W	66-61

TEXAS TECH UNIVERSITY

Overall: 2-0

N: 2-0			
Mar. 18, 1993	N	W	85-67
Apr. 1, 2003	N	W	64-63

TOLEDO, UNIVERSITY OF

Overall: 1-0

Overall: 1-0			
N: 1-0			
Mar. 29, 1943	N	W	48-27

TORONTO, UNIVERSITY OF

Overall: 4-1

Overall: 4-1			
H: 4-1			
Jan. 4, 1913	H	W	22-20
Dec. 29, 1913	H	L	27-30
Jan. 4, 1915	H	W	28-22
Jan. 3, 1921	H	W	46-37
Jan. 3, 1928	H	W	36-28

TOWSON STATE UNIVERSITY

Overall: 0-1

UNIVERSITY
Overall: 0-1
H: 0-1

TRINITY COLLEGE

Overall: 2-0

TRINITY COLLEGE
Overall: 2-0
H: 2-0

TUFTS UNIVERSITY

Overall: 2-0

TUFTS UNIVERSITY			
Overall: 2-0			

TULANE UNIVERSITY

Overall: 1-2

Feb. 2, 1981	N	W	48-24
--------------	---	---	-------

TULANE UNIVERSITY
Box # 12

TULSA, UNIVERSITY OF

Overall: 1-0

Dec. 22, 2007	N	E	71-79
Dec. 28, 2014	N	W	82-57

UCLA (CALIFORNIA) AT LOS ANGELES, UNIVERSITY OF

Overall: 7-3

H: 2-0	A: 3-1	N: 2-2	
Dec. 26, 1955	N	L	86-93
Dec. 30, 1968	N	L	56-74
Dec. 22, 1984	N	W	88-69
Dec. 14, 1985	A	W	69-65
Dec. 13, 1986	N	W	70-63
Dec. 12, 1987	A	W	72-69
Jan. 11, 2003	A	W	80-65
Jan. 31, 2004	H	W	71-55
Feb. 5, 2011	A	L	59-66
Feb. 18, 2012	H	W	66-63

UNION COLLEGE

Overall: 3-3

Overall: 3-3			
H: 2-2		A: 1-1	
Feb. 21, 1924	H	L	22-41
Dec. 22, 1925	H	L	27-35
Dec. 15, 1925	A	L	23-30
Jan. 18, 1929	A	W	36-29
Dec. 22, 1930	H	W	30-25
Dec. 21, 1931	H	W	35-20

U.S. INTERNATIONAL UNIVERSITY

Overall: 1-0

UNIVERSITY
Overall: 1-0
H: 1-0

UTAH, UNIVERSITY OF

Overall: 8-6

UTAH, UNIVERSITY OF				
Overall: 8-6				
N: 8-6				
Mar. 30, 1944	N	L	36-44	
Dec. 13, 1944	N	W	39-36	
Dec. 12, 1945	N	W	46-45	
Dec. 28, 1946	N	L	48-62	
Dec. 30, 1947	N	W	49-44	
Dec. 28, 1948	N	L	57-66	
Dec. 27, 1949	N	W	51-50	
Dec. 19, 1950	N	W	67-66	
Dec. 27, 1951	N	W	69-57	
Dec. 22, 1956	N	L	69-71	
Mar. 15, 1958	N	W	71-70	
Dec. 31, 1960	N	W	73-65	
Dec. 26, 1963	N	L	66-73	
Mar. 12, 1977	N	L	68-72	

VANDERBILT UNIVERSITY

Overall: 5-1

H: 2-0	A: 2-1	N: 1-0	
Dec. 2, 1951	N	W	69-54
Dec. 19, 1970	A	W	85-81
Dec. 4, 1971	H	W	98-81
Dec. 2, 1974	A	L	53-63
Dec. 4, 1976	H	W	63-53
Nov. 29, 1977	A	W	59-54

VILLANOVA UNIVERSITY

Overall: 60-51 BIG EAST: 29-32

H: 28-15 A: 14-28 N: 18-8

Dec. 20, 1909	H	W	38-9
Jan. 27, 1923	A	L	23-29
Jan. 21, 1924	H	L	23-33
Feb. 26, 1924	A	L	39-44
Feb. 6, 1925	H	W	46-28
Feb. 9, 1925	A	L	20-22
Jan. 7, 1926	A	L	24-25
Feb. 12, 1926	H	W	27-23
Jan. 8, 1927	A	L	19-36
Jan. 14, 1927	H	W	30-23
Jan. 20, 1928	H	W	46-28
Feb. 15, 1928	N	W	34-21
Feb. 15, 1929	H	W	33-15
Mar. 1, 1929	N	W	35-24
Feb. 21, 1930	N	W	33-25
Feb. 17, 1931	H	W	19-17
Feb. 16, 1932	H	W	27-18
Jan. 27, 1933	A	L	32-38
Feb. 3, 1934	N	W	31-29
Feb. 12, 1936	A	W	33-31
Feb. 27, 1937	N	L	25-31
Mar. 5, 1938	A	W	31-28

Dec. 11, 1939	N	W	51-37
Dec. 29, 1954	N	W	89-77
Dec. 28, 1956	N	W	76-64
Mar. 12, 1959	N	W	75-67
Feb. 8, 1962	N	W	79-66
Feb. 13, 1963	A	L	32-52
Jan. 11, 1964	H	L	44-55
Feb. 9, 1965	A	L	43-52
Mar. 20, 1965	N	W	55-50
Jan. 8, 1966	H	W	68-63
Mar. 12, 1966	N	L	61-63
Feb. 7, 1967	A	W	59-52
Jan. 27, 1968	H	L	57-62
Feb. 4, 1969	A	L	78-83
Jan. 24, 1970	H	W	60-57
Feb. 2, 1971	A	L	82-99
Jan. 22, 1972	H	W	71-69
Jan. 30, 1973	A	W	87-77
Jan. 24, 1974	H	W	92-71
Jan. 28, 1975	A	W	72-63
Jan. 17, 1976	H	W	57-53
Jan. 25, 1977	A	L	63-65
Jan. 28, 1978	H	W	65-64
Jan. 16, 1979	N	W	74-54
Jan. 26, 1980	H	W	81-75
Jan. 3, 1981	A	W	90-78
Jan. 14, 1981	H	W	56-54
Dec. 29, 1981	N	W	94-89
Jan. 11, 1982	A	L	62-64
Feb. 13, 1982	H	L	68-73
Jan. 24, 1983	H	W	80-71
Feb. 26, 1983	N	L	70-71
Mar. 11, 1983	N	W	91-80
Feb. 1, 1984	H	L	63-64
Mar. 3, 1984	N	L	72-73
Jan. 7, 1985	H	W	76-71
Feb. 9, 1985	N	W	70-68
Mar. 8, 1985	N	W	89-74
Jan. 29, 1986	H	W	81-61
Feb. 18, 1986	A	W	79-76
Mar. 7, 1986	N	W	75-64
Jan. 4, 1987	A	L	54-62
Jan. 27, 1987	H	W	61-58
Jan. 4, 1988	H	L	62-69
Jan. 27, 1988	A	W	60-55
Mar. 11, 1988	N	L	68-71
Jan. 7, 1989	H	W	81-62
Mar. 4, 1989	A	L	60-74
Jan. 16, 1990	A	W	64-58
Feb. 10, 1990	N	W	83-69
Mar. 9, 1990	N	L	60-70
Jan. 26, 1991	A	W	58-55
Feb. 5, 1991	N	L	51-61
Jan. 2, 1992	A	W	79-69
Feb. 8, 1992	H	W	69-53
Jan. 13, 1993	A	W	76-70
Feb. 27, 1993	H	W	65-62
Jan. 8, 1994	H	L	68-69
Feb. 2, 1994	A	L	56-59
Feb. 1, 1995	H	L	62-78
Dec. 25, 1995	A	L	70-74
Dec. 2, 1995	A	L	68-83
Dec. 7, 1996	H	L	70-82
Feb. 19, 1997	A	L	54-65
Jan. 25, 1998	H	W	82-59
Feb. 13, 1999	H	W	82-75
Feb. 27, 1999	L	L	60-66
Feb. 12, 2000	H	W	78-75
Mar. 9, 2000	N	W	75-70
Jan. 20, 2001	H	W	82-70
Feb. 25, 2001	A	L	55-71
Mar. 20, 2002	H	W	65-63
Jan. 3, 2002	A	L	62-77
Jan. 15, 2003	H	L	73-82
Feb. 11, 2003	A	W	52-50
Jan. 18, 2004	A	L	85-74
Mar. 5, 2005	H	L	68-70
Mar. 1, 2006	A	L	52-65
Feb. 26, 2008	H	L	42-60
Jan. 18, 2009	A	L	57-76
Jan. 23, 2010	H	L	71-81
Feb. 26, 2011	A	W	81-68
Jan. 21, 2012	H	L	76-79 OT
Mar. 2, 2013	A	L	86-98 OT
Jan. 13, 2013	N	L	53-66
Jan. 11, 2014	H	L	67-74
Feb. 22, 2014	A	L	54-57
Jan. 6, 2015	H	L	72-90
Mar. 7, 2015	A	L	68-108

VIRGINIA, UNIVERSITY OF**Overall: 7-1****H: 3-0 A: 2-1 N: 2-0**

Dec. 20, 1958	N	W	90-71
Dec. 2, 1967	H	W	82-63
Jan. 13, 1969	A	W	77-61
Dec. 27, 1986	N	W	64-58
Dec. 12, 1998	A	W	95-68
Dec. 4, 1999	H	W	85-63
Mar. 24, 2003	H	W	73-63
Mar. 24, 2013	A	L	50-68

VIRGINIA POLYTECHNIC INSTITUTE**Overall: 6-6 BIG EAST: 4-3****H: 4-3 A: 2-3**

Nov. 28, 1949	H	W	84-52
Jan. 3, 2001	H	W	89-64
Jan. 27, 2001	A	L	59-65
Feb. 3, 2002	A	W	72-63
Feb. 16, 2002	A	W	73-63
Jan. 25, 2003	A	W	62-59
Feb. 8, 2003	H	L	54-71
Feb. 21, 2004	A	L	54-53
Dec. 8, 2004	H	W	75-65
Dec. 10, 2005	A	L	64-73
Dec. 29, 2007	H	L	48-54
Dec. 20, 2008	H	L	67-81

WAGNER COLLEGE**Overall: 16-2****H: 12-2 A: 3-0 N: 1-0**

Dec. 6, 1935	H	W	67-36
Dec. 9, 1936	H	W	46-25
Feb. 2, 1946	H	W	63-33
Dec. 30, 1949	H	W	70-52
Dec. 12, 1951	A	W	63-47
Feb. 16, 1953	H	W	71-59
Jan. 22, 1955	A	W	77-60
Feb. 3, 1954	H	L	51-59
Feb. 2, 1956	H	L	90-92
Jan. 26, 1957	A	W	55-54
Nov. 25, 1978	H	W	108-91
Mar. 1, 1979	N	W	86-82
Dec. 17, 1983	H	W	89-60
Dec. 3, 1985	H	W	85-55
Dec. 6, 1986	H	W	102-69
Nov. 20, 2004	H	W	79-68
Dec. 1, 2010	H	W	69-61
Nov. 15, 2013	H	W	73-57

WAKE FOREST UNIVERSITY**Overall: 2-2****H: 1-0 A: 0-1 N: 1-1**

Mar. 14, 1961	N	L	74-97
Dec. 29, 1982	N	W	72-65
Dec. 22, 2001	H	W	72-60
Dec. 21, 2002	A	L	72-84

WASHINGTON & JEFFERSON COLLEGE**Overall: 1-0****N: 1-0**

Dec. 8, 1951	N	W	69-52
--------------	---	---	-------

WASHINGTON & LEE UNIVERSITY**Overall: 2-1****H: 1-1 N: 1-0**

Feb. 20, 1912	H	W	22-18
Feb. 19, 1913	H	L	29-34
Dec. 12, 1957	N	W	85-73

WASHINGTON STATE UNIVERSITY**Overall: 1-0****N: 1-0**

Dec. 19, 1949	N	W	67-44
---------------	---	---	-------

WAYNE STATE UNIVERSITY**Overall: 1-0****H: 1-0**

Nov. 30, 1974	H	W	109-65
---------------	---	---	--------

WEBB INSTITUTE**H: 1-0**

Dec. 22, 1943	H	W	80-32
---------------	---	---	-------

WESLEYAN UNIVERSITY**Overall: 1-1****H: 1-1**

Dec. 31, 1910	H	W	44-31
Dec. 30, 1911	H	L	26-30

WEST VIRGINIA UNIVERSITY**Overall: 17-20 BIG EAST: 7-13****H: 9-6 A: 4-11 N: 4-3**

Feb. 6, 1937	N	W	45-30
Feb. 4, 1939	H	W	51-50
Mar. 14, 1946	N	L	58-70
Jan. 5, 1954	N	W	87-74
Feb. 16, 1956	N	L	75-82
Feb. 1, 1957	A	L	72-105
Feb. 6, 1958	N	L	78-87
Feb. 11, 1960	N	W	79-73
Dec. 6, 1963	A	L	72-79
Feb. 15, 1965	H	W	80-61
Jan. 31, 1966	A	L	72-73
Feb. 9, 1967	H	W	83-71
Dec. 6, 1967	A	L	63-65
Jan. 18, 1969	H	W	91-62
Dec. 8, 1969	A	W	76-60
Jan. 16, 1971	H	W	100-92
Nov. 24, 1985	N	W	65-58
Jan. 10, 1996	H	W	89-74
Feb. 24, 1996	A	L	77-92
Jan. 12, 1997	H	L	77-90
Dec. 6, 1997	A	L	70-86
Feb. 7, 1998	H	W	77-69
Feb. 9, 1999	A	W	80-68
Jan. 8, 2000	A	W	86-74
Jan. 5, 2002	H	W	72-53
Jan. 28, 2004	H	L	73-64
Feb. 11, 2004	A	L	86-52
Jan. 8, 2005	A	L	60-64
Feb. 16, 2005	H	L	66-67
Jan. 29, 2006	H	L	61-66
Jan. 6, 2007	A	L	46-73
Jan. 17, 2008	A	L	64-73
Mar. 8, 2008	H	L	74-83 (OT)
Jan. 28, 2009	A	L	52-75
Feb. 6, 2010	H	L	60-79
Dec. 29, 2010	A	W	81-71
Jan. 25, 2012	H	W	78-62

WESTERN KENTUCKY UNIVERSITY**Overall: 2-2****N: 2-2**

Jan. 21, 1947	N	L	54-61
Mar. 13, 1950	N	W	69-60
Dec. 28, 1970	N	L	67-86
Dec. 29, 1977	N	W	80-63

WESTERN MICHIGAN UNIVERSITY**Overall: 0-1****N: 0-1**

Dec. 5, 1945	N	L	57-60
--------------	---	---	-------

WESTMINSTER COLLEGE**Overall: 3-2****H: 0-1 N: 3-1**

Mar. 3, 1933	H	L	15-25
Dec. 29, 1933	N	L	22-32
Dec. 18, 1935	N	W	35-26
Feb. 12, 1953	N	W	69-58
Dec. 7, 1968	N	W	96-65

WICHITA STATE UNIVERSITY**N: 1-0**

Mar. 13, 1987	N	W	57-55
---------------	---	---	-------

WILLIAM & MARY, COLLEGE OF**Overall: 3-0****H: 1-0 N: 2-0**

Dec. 2, 1950	N	W	63-47
Dec. 12, 1959	N	W	77-65
Nov. 7, 2011	H	W	74-59

WISCONSIN, UNIVERSITY OF**Overall: 0-4****H: 0-1 A: 0-1 N: 0-2**

Jan. 26, 1963	A	L	52-85
Nov. 28, 1978	H	L	68-73
Mar. 15, 2002	N	L	70-80
Nov. 8, 2013	L	75-86	

WRIGHT STATE UNIVERSITY**Overall: 1-0****H: 1-0**

Dec. 3, 1989	H	W	76-56
--------------	---	---	-------

WYOMING, UNIVERSITY OF**Overall: 0-1****N: 0-1**

Apr. 1, 1943	N	L	47-52
--------------	---	---	-------

XAVIER UNIVERSITY**Overall: 3-2 BIG EAST: 2-2****H: 2-1 A: 2-1**

Nov. 28, 1981	H	W	75-55
Dec. 31, 2013	A	L	60-70
Feb. 25, 2014	H	L	53-65
Feb. 14, 2015	A	W	78-70
Feb. 23, 2015	H	W	58-57

YALE UNIVERSITY**Overall: 3-3****H: 2-3 N: 1-0**

Dec. 11, 1909	H	W	31-17
Jan. 3, 1911	N	W	31-20
Jan. 26, 1913	H	W	26-22
Jan. 8, 1917	H	L	25-35
Dec. 22, 1917	H	L	23-29
Dec. 19, 1919	H	L	28-49

YESHIVA UNIVERSITY**Overall: 1-0****H: 1-0**

Mar. 3, 1944	H	W	61-36
--------------	---	---	-------

YOUNGSTOWN STATE UNIVERSITY**Overall: 2-0****H: 2-0**

Nov. 29, 1986	H	W	75-65
Dec. 21, 2013	H	W	96-87

JOE LAPCHICK MEMORIAL

21 APPEARANCES • RECORD: 41-1

1975

St. John's 74	Colgate 51	
St. John's 79	Manhattan 72	Champions

1976

St. John's 79	Brown 65	
St. John's 87	Fairfield 65	Champions

1977

St. John's 66	Lafayette 60	
St. John's 81	Old Dominion 70	Champions

1978

St. John's 72	American Univ. 70	
St. John's 108	Wagner 91	Champions

1979

St. John's 90	Oral Roberts 78	
St. John's 88	Michigan St. 73	Champions

1980

St. John's 67	James Madison 58	
St. John's 68	Pennsylvania 62	Champions

1981

St. John's 75	Xavier 55	
St. John's 91	Fordham 71	Champions

1982

St. John's 81	Army 38	
St. John's 62	Ohio U. 52	Champions

1983

St. John's 73	Siena 40	
St. John's 71	Canisius 45	Champions

1984

St. John's 93	Lafayette 47	
St. John's 58	St. Bonaventure 57	Champions

1985

St. John's 80	Columbia 58	
St. John's 88	Fairleigh Dickinson 56	Champions

1986

St. John's 126	Southern 81	
St. John's 75	Youngstown St. 65	Champions

1987

St. John's 105	Harvard 60	
St. John's 88	Loyola Marymount 85	Champions

1988

St. John's 71	LIU 55	
St. John's 83	Brigham Young 77	Champions

1989

St. John's 74	San Diego 59	
St. John's 76	Wright State 56	Champions

1990

St. John's 85	Monmouth 60	
St. John's 135	Central Conn. St. 92	Champions

1991

St. John's 75	UNC-Wilmington 57	
St. John's 81	Drexel 61	Champions

1992

St. John's 101	St. Francis 68	
St. John's 90	Iona 74	Champions

1993

St. John's 92	Colgate 79	
St. John's 70	Hofstra 42	Champions

1994

St. John's 93	Dartmouth 63	
St. John's 77	Bowling Green St. 64	Champions

1995

St. John's 88	Niagara 72	
Cal-Irvine 83	St. John's 77	Second Place



TONY JACKSON & JOE LAPCHICK

HOLIDAY FESTIVAL

48 APPEARANCES • RECORD: 72-38

1952

Miami (Ohio) 68	St. John's 65
NYU 77	St. John's 63

1953

Niagara 70	St. John's 69
St. Louis 77	St. John's 47

1954

Dayton 70	St. John's 56
St. John's 89	Villanova 77
Niagara 79	St. John's 70

1955

UCLA 93	St. John's 86
St. John's 97	Fordham 85
La Salle 85	St. John's 76

1956

Brigham Young 89	St. John's 75
St. John's 76	Villanova 64
St. John's 75	Fordham 72

1958

St. John's 77	Holy Cross 63
St. John's 76	Dayton 63
St. John's 90	St. Joseph's 79

1959

Iowa 91	St. John's 84
St. John's 73	Dartmouth 66
St. Bonaventure 95	St. John's 78

1960

St. John's 76	Providence 54
Ohio State 70	St. John's 65
St. John's 73	Utah 65

1961

Cincinnati 97	St. John's 68
St. John's 71	Dartmouth 40
St. John's 77	NYU 58

1963

Utah 73	St. John's 66
St. John's 88	Dayton 76
Providence 72	St. John's 67

1964

St. John's 78	La Salle 71
St. John's 66	Cincinnati 64
St. John's 76	Michigan 74

1966

Northwestern 62	St. John's 60
St. John's 91	Duquesne 60
St. John's 76	Brigham Young 73

1967

St. John's 60	Syracuse 55
St. John's 60	Boston College 57
Columbia 60	St. John's 55

1968

St. John's 61	Michigan St. 51
St. John's 72	North Carolina 70
UCLA 74	St. John's 56

1971

St. John's 75	Holy Cross 74 (OT)
Western Ky. 86	St. John's 67
Providence 94	St. John's 80

1972

St. John's 112	Grambling 86
St. John's 56	Tennessee 55
St. John's 85	Michigan 83
St. John's 86	South Carolina 79

1973

St. John's 76	Illinois 60
St. John's 64	Princeton 51
Manhattan 74	St. John's 65

1975

St. John's 67	Temple 59
St. John's 71	South Carolina 59
Indiana 76	St. John's 69

1978

Rutgers 72	St. John's 61
St. John's 69	Duke 66

1979

St. John's 68	Lafayette 58
St. John's 78	Boston College 70

1980

St. John's 66	Pennsylvania 58
N.C. State 64	St. John's 55

1981

St. John's 76	Kansas 75
St. John's 94	Villanova 89

1982

St. John's 75	Brigham Young 64
St. John's 72	Wake Forest 65

1983

St. John's 56	Fordham 52
North Carolina 64	St. John's 51

1984

St. John's 77	Old Dominion 66
St. John's 66	N.C. State 56

1985

St. John's 79	James Madison 57
St. John's 85	St. Bonaventure 69

1986

St. John's 64	Virginia 58
St. John's 62	Georgia Tech 53

1987

St. John's 66	Marist 59
St. John's 70	Kansas 56

1988

St. John's 84	Fordham 59
Ohio State 77	St. John's 72

1991

St. John's 70	Fordham 53
St. John's 75	Memphis State 54

1992

St. John's 74	Manhattan 59
Kentucky 86	St. John's 77

1993

St. John's 83	Fairleigh Dickinson 59
Georgia Tech 71	St. John's 69

1994

St. John's 81	Manhattan 70
Pennsylvania 79	St. John's 73

1995

Iona 70	St. John's 57
St. John's 79	Rider 69

1996

St. John's 68	Manhattan 61
St. John's 67	Georgia Tech 55

1997

Niagara 86	St. John's 63
St. John's 75	Drexel 46

2002

Manhattan 72	St. John's 65
North Carolina 59	St. John's 63

2003

Pennsylvania 63	St. John's 61 (2OT)
St. John's 64	Holy Cross 61

2004

St. John's 71	Canisius 51
St. John's 63	NC State 45

2005

St. John's 63	Columbia 39
St. John's 51	Massachusetts 49

2006

St. John's 45	Boston University 44 (OT)
Hofstra 63	St. John's 51

2007

St. John's 62	Marist 59
Virginia Tech 54	St. John's 48

2008

St. John's 65	Marist 44
Virginia Tech 81	St. John's 67

2009

St. John's 72	Hofstra 60
Cornell 71	St. John's 66

2010

St. John's 62	Davidson 57
St. John's 85	Northwestern 69

2011

St. John's 56	Fordham 50
---------------	------------

2013

St. John's 104	Fordham 58
----------------	------------

2014

St. John's 74	Fordham 53
---------------	------------



Regular Season Tournaments

RED CROSS BENEFIT

1943	Wyoming 52	St. John's 47 (OT)
1944	Utah 44	St. John's 36

OLYMPIC TRYOUTS

1952	La Salle 71	St. John's 62
------	-------------	---------------

STEEL BOWL

1959	Pittsburgh 74	St. John's 73
	St. John's 77	William & Mary 65
1968	Duquesne 72	St. John's 62
	St. John's 96	Westminster 65

L.A. CLASSIC

1965	Purdue 77	St. John's 75
	St. John's 102	LSU 60
	Syracuse 113	St. John's 97

VANDERBILT INVITATIONAL

1970	St. John's 95	Southern Methodist 80
	St. John's 85	Vanderbilt 81 Champions

MARSHALL INVITATIONAL

1971	St. John's 85	Rhode Island 75
	Marshall 110	St. John's 107 (OT)

LOBO INVITATIONAL

1971	St. John's 94	Creighton 73
	St. John's 95	New Mexico 92 Champions

MARYLAND INVITATIONAL

1971	St. John's 94	Harvard 88
	Maryland 90	St. John's 69
1977	Georgia Tech 73	St. John's 67
	St. John's 80	Western Kentucky 63

COUGAR CLASSIC

1975	St. John's 78	Tulsa 62
	St. John's 78	Brigham Young 65 Champions
1990	St. John's 76	George Mason 65
	St. John's 67	Brigham Young 62 Champions

VOLUNTEER CLASSIC

1976	St. John's 87	Southern Methodist 71
	Tennessee 86	St. John's 81

KENTUCKY INVITATIONAL

1977	St. John's 77	Seattle 60
	Kentucky 102	St. John's 72

RAINBOW CLASSIC

1969	St. John's 57	Iowa 55
	LSU 78	St. John's 70
	San Francisco 67	St. John's 60
1976	San Francisco 80	St. John's 70
	St. John's 59	Temple 42
	St. John's 56	Illinois 52
2007	Ohio 71	St. John's 69
	St. John's 68	Hawaii 62
	Tulane 79	St. John's 71

CLEMSON TIP-OFF TOURNEY

1973	St. John's 69	Jacksonville 64
	Clemson 68	St. John's 58

CONNECTICUT CLASSIC

1973	St. John's 72	Alabama 67
	St. John's 68	Jacksonville 60 Champions

OCEAN STATE CLASSIC

1974	St. John's 78	Rhode Island 56
	St. John's 78	South Carolina 77 (OT)
	St. John's 91	Providence 78 Champions

PUERTO RICO SHOOTOUT

1997	St. John's 93	American U of PR 81
	Georgia Tech 77	St. John's 65
	St. John's 83	Illinois 66 Third Place

NIT SEASON TIP-OFF

Six appearances

Record: 14-7

1985	St. John's 66	Navy 58
	St. John's 65	West Virginia 58
	Duke 71	St. John's 70
	St. John's 86	Louisville 79 Third Place
1989	St. John's 64	North Carolina A&T 57
	St. John's 76	Houston 69
	St. John's 53	DePaul 52
	Kansas 66	St. John's 57 Second Place
1993	Towson State 66	St. John's 65
1998	St. John's 105	UNC-Asheville 50
	St. John's 73	Massachusetts 69
	Stanford 55	St. John's 53
	Purdue 70	St. John's 69 Fourth Place
2008	St. John's 86	Cornell 75
	Boston College 82	St. John's 70
	St. John's 73	Eastern Michigan 61
	St. John's 73	Loyola (Ill.) 54
2014	St. John's 94	Franklin Pierce 81
	St. John's 66	LIU Brooklyn 53
	St. John's 70	Minnesota 61
	Gonzaga 73	St. John's 66 Second Place

COSIDA CLASSIC

1999	Samford 68	St. John's 60
	St. John's 70	New Mexico 62

COACHES VS. CANCER CLASSIC

2000	St. John's 62	Kentucky 61
	Kansas 82	St. John's 74
2006	St. John's 74	North Florida 53
	St. John's 72	Navy 49
	Maryland 92	St. John's 60
	Texas 77	St. John's 76

BB&T CLASSIC

2000	Geo. Washington 85	St. John's 75
	St. John's 97	Michigan 83

GREAT ALASKA SHOOTOUT

2001	Gonzaga 65	St. John's 58
	St. John's 66	Oregon 63
	St. John's 69	Tennessee 55 Fourth Place
2010	St. John's 78	Ball St. 73 (OT)
	St. John's 82	Drake 39
	St. John's 67	Arizona St. 58 Champions

PHILLY HOOP GROUP CLASSIC

2009	St. John's 79	Brown 76
	St. John's 77	Siena 68
	St. John's 55	Temple 48

SEC-BIG EAST CHALLENGE

2009	St. John's 66	Georgia 56
2011	Kentucky 81	St. John's 59
2012	St. John's 89	South Carolina 65

2K SPORTS CLASSIC

2011	St. John's 74	William & Mary 59
	St. John's 78	Lehigh 73
	Arizona 81	St. John's 72
	Texas A&M 58	St. John's 57

DIRECTV CHARLESTON CLASSIC

2012	St. John's 64	College of Charleston 53
	Murray State 72	St. John's 67
	Baylor 97	St. John's 78

BROOKLYN HOOPS WINTER FESTIVAL

2012	St. John's 77	St. Francis (N.Y.) 60
2013	St. John's 65	Columbia 59
2014	St. John's 82	Tulane 57

BARCLAYS CENTER CLASSIC PRESENTED BY CONTINENTAL TIRE

2013	St. John's 64	Monmouth 54
	St. John's 65	Longwood 47
	Penn State 89	St. John's 82
	St. John's 69	Georgia Tech 58



NCAA TOURNAMENT

28 (29) APPEARANCES ***

RECORD: 27-28 (27-29) ***

1951

St. John's 63, Connecticut 52	First Round
Kentucky 59, St. John's 43	Second Round
St. John's 71, N.C. State 59	Regional Third Place

1952

St. John's 60, N.C. State 49	First Round
St. John's 64, Kentucky 57	Second Round
St. John's 61, Illinois 59	National Semifinals
Kansas 80, St. John's 63	National Final

1961

Wake Forest 97, St. John's 74	First Round
-------------------------------	-------------

1967

St. John's 57, Temple 53	First Round
Boston College 63, St. John's 62	Second Round
Princeton 78, St. John's 58	Regional Third Place

1968

Davidson 79, St. John's 70	First Round
----------------------------	-------------

1969

St. John's 72, Princeton 63	First Round
Davidson 79, St. John's 69	Second Round
Duquesne 74, St. John's 72	Regional Third Place

1973

Pennsylvania 62, St. John's 61	First Round
--------------------------------	-------------

1976

Indiana 90, St. John's 70	First Round
---------------------------	-------------

1977

Utah 72, St. John's 68	First Round
------------------------	-------------

1978

Louisville 76, St. John's 68	First Round
------------------------------	-------------

1979

St. John's 75, Temple 70	First Round
St. John's 80, Duke 78	Second Round
St. John's 67, Rutgers 65	Regional Semifinals
Pennsylvania 64, St. John's 62	East Regional Final

1980

Purdue 87, St. John's 72	Second Round*
--------------------------	---------------

1982

St. John's 66, Pennsylvania 56	First Round
Alabama 69, St. John's 68	Second Round

1983

St. John's 66, Rutgers 55	Second Round**
Georgia 70, St. John's 67	Regional Semifinals

1984

Temple 65, St. John's 63	First Round
--------------------------	-------------

1985

St. John's 83, Southern 59	First Round
St. John's 68, Arkansas 65	Second Round
St. John's 86, Kentucky 70	Regional Semifinals
St. John's 69, N.C. State 60	West Regional Final
Georgetown 77, St. John's 59	National Semifinal

1986

St. John's 83, Montana St. 74	First Round
Auburn 81, St. John's 65	Second Round

1987

St. John's 57, Wichita St. 55	First Round
DePaul 83, St. John's 73 (OT)	Second Round

1988

Florida 62, St. John's 59	First Round
---------------------------	-------------

1990

St. John's 81, Temple 65	First Round
Duke 76, St. John's 72	Second Round

1991

St. John's 75, Northern Illinois 68	First Round
St. John's 84, Texas 76	Second Round
St. John's 94, Ohio St. 73	Regional Semifinal
Duke 78, St. John's 61	Midwest Regional Final

1992

Tulane 61, St. John's 57	First Round
--------------------------	-------------

1993

St. John's 85, Texas Tech 67	First Round
Arkansas 80, St. John's 74	Second Round

1998

Detroit Mercy 66, St. John's 64	First Round
---------------------------------	-------------

1999

St. John's 69, Samford 43	First Round
St. John's 86, Indiana 61	Second Round
St. John's 76, Maryland 62	Regional Semifinal
Ohio State 77, St. John's 74	South Regional Final

2000

St. John's 61, Northern Arizona 56	First Round
Gonzaga 82, St. John's 76	Second Round

2002

Wisconsin 80, St. John's 70	First Round ****
-----------------------------	------------------

2011

Gonzaga 86, St. John's 71	First Round
---------------------------	-------------

2015

San Diego St. 76, St. John's 64	Second Round***
---------------------------------	-----------------

* Received bye into second round, Midwest

** Received bye into second round, East

*** Received bye into second round, South

**** 2002 appearance vacated by NCAA in 2006



NATIONAL INVITATION TOURNAMENT

29 (30) APPEARANCES ***

RECORD: 41-28 (46-28) ***

CHAMPIONSHIPS: 1943, 1944, 1959, 1965, 1989 (2003 *)**

ST. JOHN'S NIT RECORDS

Most appearances	29 (30)***
Most victories	41 (46)***
Most Final Fours	15 (16)***
Most Championships	5 (6)***

1939

St. John's 71, Roanoke 47	Quarterfinals
Loyola (Ill.) 51, St. John's 46 (OT)	Semifinals
Bradley 40, St. John's 35	Fourth Place

1940

Duquesne 38, St. John's 31	Quarterfinals
----------------------------	---------------

1943

St. John's 51, Rice 49	Quarterfinals
St. John's 69, Fordham 43	Semifinals
St. John's 48, Toledo 27	Champions

1944

St. John's 44, Bowling Green 40	Quarterfinals
St. John's 48, Kentucky 45	Semifinals
St. John's 47, DePaul 39	Champions

1945

St. John's 34, Muhlenberg 33	Quarterfinals
Bowling Green 57, St. John's 44	Semifinals
St. John's 64, Rhode Island 57	Third Place

1946

West Virginia 70, St. John's 58	Quarterfinals
---------------------------------	---------------

1947

N.C. State 61, St. John's 55	Quarterfinals
------------------------------	---------------

1949

Bowling Green 77, St. John's 64	First Round
---------------------------------	-------------

1950

St. John's 69, Western Kentucky 60	Quarterfinals
Bradley 83, St. John's 72	Semifinals
St. John's 69, Duquesne 67 (OT)	Third Place

1951

St. John's 60, St. Bonaventure 58	Quarterfinals
Dayton 69, St. John's 62 (OT)	Semifinals
St. John's 70, Seton Hall 68 (2 OT)	Third Place

1952

La Salle 51, St. John's 45	Quarterfinals
----------------------------	---------------

1953

St. John's 81, St. Louis 66	First Round
St. John's 75, La Salle 74	Quarterfinals
St. John's 64, Duquesne 55	Semifinals
Seton Hall 58, St. John's 46	Second Place

1958

St. John's 76, Butler 68	First Round
St. John's 71, Utah 70	Quarterfinals
Dayton 80, St. John's 56	Semifinals
St. Bonaventure 84, St. John's 69	Fourth Place

1959

St. John's 75, Villanova 67	First Round
St. John's 82, St. Bonaventure 74	Quarterfinals
St. John's 76, Providence 55	Semifinals
St. John's 76, Bradley 71	Champions

1960

St. Bonaventure 106, St. John's 71	Quarterfinals
------------------------------------	---------------

1962

St. John's 80, Holy Cross 74	Quarterfinals
St. John's 75, Duquesne 65	Semifinals
Dayton 75, St. John's 67	Second Place

1965

St. John's 114, Boston College 92	First Round
St. John's 61, New Mexico 54	Quarterfinals
St. John's 67, Army 60	Semifinals
St. John's 55, Villanova 51	Champions

1966

Villanova 63, St. John's 61	First Round
-----------------------------	-------------

1970

St. John's 70, Miami (Ohio) 57	First Round
St. John's 56, Georgia Tech 55	Quarterfinals
St. John's 60, Army 59	Semifinals
Marquette 65, St. John's 53	Second Place

1971

Tennessee 84, St. John's 83 (OT)	First Round
----------------------------------	-------------

1972

St. John's 82, Missouri 81 (OT)	First Round
St. John's 94, Oral Roberts 78	Quarterfinals
Niagara 69, St. John's 67	Semifinals
Jacksonville 83, St. John's 80	Fourth Place

1974

Connecticut 84, St. John's 70	First Round
-------------------------------	-------------

1975

St. John's 94, Lafayette 76	First Round
St. John's 57, Manhattan 56	Quarterfinals
Providence 85, St. John's 72	Semifinals
Oregon 80, St. John's 76 (OT)	Fourth Place

NATIONAL INVITATION TOURNAMENT

29 (30) APPEARANCES ***

RECORD: 41-28 (46-28) ***

CHAMPIONSHIPS: 1943, 1944, 1959, 1965, 1989 (2003 ***)

1981

Alabama 73, St. John's 69 (OT)	First Round
--------------------------------	-------------

1989

St. John's 70, Mississippi 67	First Round
St. John's 76, Oklahoma State 64	Second Round
St. John's 83, Ohio State 80 (OT)	Quarterfinals
St. John's 76, Ala.-Birmingham 65	Semifinals
St. John's 73, St. Louis 65	Champions

1995

South Florida 74, St. John's 67	First Round
---------------------------------	-------------

2003

St. John's 62, Boston University 57	First Round ***
St. John's 73, Virginia 63	Second Round ***
St. John's 79, Alabama-Birmingham 71	Quarterfinals ***
St. John's 64, Texas Tech 63	Semifinals ***
St. John's 70, Georgetown 67	Champions ***

2010

Memphis 73, St. John's 71	First Round
---------------------------	-------------

2013

St. John's 63, Saint Joseph's 61	First Round
Virginia 68, St. John's 50	Second Round

2014

Robert Morris 89, St. John's 78	First Round
---------------------------------	-------------

*** 2003 appearance vacated by NCAA in 2006

COLLEGE BASKETBALL INVITATIONAL

1 APPEARANCE

RECORD: 0-1

2009

Richmond 75, St. John's 69	First Round
----------------------------	-------------

ECAC NY-NJ REGIONAL PLAYOFFS

5 APPEARANCES

RECORD: 7-3

CHAMPIONSHIPS: 1977, 1978

1975

St. John's 76, Seton Hall 64	
Rutgers 79, St. John's 77 (OT)	

1976

St. John's 75, St. Peter's 67	
Rutgers 70, St. John's 67	

1977

St. John's 73, Manhattan 64	
St. John's 83, Seton Hall 73	Champions

1978

St. John's 83, Iona 80	
St. John's 65, Army 63	Champions

1979

St. John's 86, Wagner 82 (OT)	
Iona 63, St. John's 57	



YEAR-BY-YEAR RECORD AT CARNESECCA ARENA

Year	Wins	Losses	Pct.
1961-62	10	0	1.000
1962-63	7	5	.583
1963-64	11	3	.786
1964-65	8	1	.889
1965-66	10	2	.833
1966-67	11	0	1.000
1967-68	9	4	.692
1968-69	10	1	.909
1969-70	12	0	1.000
1970-71	9	2	.818
1971-72	8	4	.667
1972-73	8	2	.800
1973-74	9	1	.900
1974-75	8	1	.889
1975-76	13	0	1.000
1976-77	12	2	.857
1977-78	10	1	.909
1978-79	11	5	.688
1979-80	13	2	.867
1980-81	12	2	.857
1981-82	9	2	.818
1982-83	10	1	.909
1983-84	11	2	.846
1984-85	10	0	1.000
1985-86	12	0	1.000
1986-87	10	1	.909
1987-88	7	3	.700
1988-89	11	2	.846
1989-90	12	1	.923
1990-91	8	0	1.000
1991-92	8	0	1.000
1992-93	7	0	1.000
1993-94	6	3	.667
1994-95	5	1	.833
1995-96	4	3	.571
1996-97	3	2	.600
1997-98	6	0	1.000
1998-99	11	0	1.000
1999-00	6	0	1.000
2000-01	5	1	.833
2001-02	7	0	1.000
2002-03	6	2	.750
2003-04	1	4	.200
2004-05	4	3	.571
2005-06	5	2	.714
2006-07	9	1	.900
2007-08	7	2	.778
2008-09	9	1	.900
2009-10	6	3	.667
2010-11	5	2	.714
2011-12	7	1	.875
2012-13	7	1	.875
2013-14	8	2	.800
2014-15	9	1	.900
Totals	452	85	.842

ST. JOHN'S VS. OPPONENTS AT CARNESECCA ARENA

Alabama	0-1	Maryland-Baltimore County	2-0
Alabama-Birmingham	1-0	Maryland-Eastern Shore	1-0
American	4-0	Massachusetts	4-0
Army	8-2	Miami (Fla.)	9-2
Baltimore	2-0	Michigan State	1-0
Baylor	1-0	Mississippi	1-0
Bethune-Cookman	1-0	Monmouth	3-0
Boston College	16-7	Navy	1-0
Boston University	1-0	NJIT	4-0
Bowling Green	1-0	Niagara	21-2
Bridgeport	1-0	North Carolina A&T	1-0
Brooklyn	2-0	North Carolina Asheville	1-1
Brown	2-0	North Carolina Wilmington	1-0
Bryant	1-0	North Florida	1-0
Bucknell	1-0	Northeastern	0-1
Butler	0-1	Notre Dame	3-2
BYU	2-0	NYU	3-1
Cal-Irvine	0-1	Ohio University	1-1
Canisius	4-0	Oklahoma State	1-0
Central Connecticut State	1-0	Oklahoma	1-0
Centenary	1-0	Old Dominion	1-0
Charleston Southern	1-0	Oral Roberts	1-0
Cincinnati	1-2	Oregon	1-0
Clemson	1-0	Pennsylvania	1-0
Colgate	4-0	Pittsburgh	13-3
Columbia	9-0	Princeton	3-1
Connecticut	11-0	Providence	19-8
Coppin State	2-0	Quinnipiac	2-0
Creighton	3-0	Rhode Island	6-2
Dartmouth	4-0	Roanoke	1-0
Davidson	6-2	Robert Morris	0-1
Dayton	1-0	Rutgers	4-2
DePaul	6-1	Sacred Heart	2-0
Detroit	1-0	San Diego	1-0
Drexel	1-0	San Francisco	2-0
Eastern Michigan	1-0	Seton Hall	21-3
Fairfield	3-0	Siena	1-0
Fairleigh Dickinson	9-0	South Florida	4-0
Florida Gulf Coast	1-0	South Carolina	1-0
Fordham	17-0	Southern	1-0
Franklin Pierce	1-0	Southern California	1-0
George Washington	3-0	St. Bonaventure	1-1
Georgetown	6-2	St. Francis (N.Y.)	26-1
Harvard	2-0	St. Joseph's	9-1
Hawaii	3-0	St. Louis	1-0
Hofstra	10-1	St. Mary's (Calif.)	2-0
Holy Cross	7-2	Stony Brook	7-0
Houston	1-0	Syracuse	9-5
Howard	4-0	Temple	8-2
Illinois State	0-1	Tennessee Tech	1-0
Iona	2-0	Tennessee	1-0
James Madison	1-0	Texas-Pan American	1-0
Kansas	1-1	Towson State	0-1
Lafayette	3-0	U.S. International	1-0
Lehigh	1-0	Vanderbilt	2-0
LIU Brooklyn	6-1	Villanova	14-6
Long Beach State	1-0	Virginia	2-0
Longwood	1-0	Virginia Tech	4-1
Louisville	0-1	Wagner	7-0
Loyola (Ill.)	2-1	Wayne State	1-0
Loyola (La.)	1-0	West Virginia	6-2
Loyola Marymount	1-0	William & Mary	1-0
Manhattan	10-1	Wisconsin	0-1
Marist	2-0	Wright State	1-0
Marquette	3-2	Xavier	1-0
		Youngstown State	2-0

CARNESECCA ARENA RECORDS – ST. JOHN'S

Most Points – 43	Malik Sealy vs. Central Connecticut St., Nov. 24, 1990
Most Rebounds –26	Mel Davis vs. Seton Hall, Dec. 11, 1971
Most Team Points – 135	Defeated Central Connecticut St., Nov. 24, 1990
Most Points, Both Teams – 227	Defeated Central Connecticut St. 135-92
	Lapchick Tournament, Nov. 24, 1990
Longest Winning Streak – 30	1984-85 (10), 1985-86 (12), 1986-87 (8)
Most Wins vs. One Opponent – 26	vs. St. Francis (N.Y.)
Most Losses vs. One Opponent – 8	Providence

CARNESECCA ARENA RECORDS – OPPONENTS

Most Points, Individual – 41	Ernie DeGregorio, Providence, Mar. 3, 1973
Most Rebounds, Individual – 24	Paul Silas, Creighton, Jan. 13, 1962 (OT)
	Kermit Washington, American Univ., Dec. 16, 1972
Most Points – 96	Boston College, Dec. 20, 1972 (OT)
Most Points (Regulation) – 93	Providence, Mar. 3, 1973

TOP 10 CROWDS AT CARNESECCA ARENA

1.	6,597 vs. DePaul	Feb. 17, 1985
2.	6,569 vs. Boston College	Feb. 29, 1985
3.	6,545 vs. Providence	Mar. 2, 1985
4.	6,511 vs. Pittsburgh	Feb. 15, 1965
5.	6,439 vs. Villanova	Jan. 7, 1985
6.	6,480 vs. Syracuse	Feb. 27, 1984
7.	6,461 vs. Villanova	Jan. 24, 1983
8.	6,446 vs. Boston College	Feb. 15, 1983
9.	6,442 vs. Georgetown	Jan. 7, 1981
10.	6,432 vs. Syracuse	Feb. 16, 1980

TOP 10 ROAD CROWDS

1.	32,485 at Syracuse	Feb. 23, 1985
2.	32,383 at Syracuse	Jan. 22, 1983
3.	32,165 at Syracuse	Feb. 1, 1986
4.	30,529 at Syracuse	Jan. 24, 1987
5.	30,525 vs. Ohio St.	Mar. 22, 1991
	<i>at Pontiac Silverdome (NCAA Tourn.)</i>	
6.	30,460 at Syracuse	Feb. 17, 1988
7.	29,130 at Syracuse	Jan. 23, 1993
8.	29,072 at Syracuse	Jan. 25, 1992
9.	29,001 at Syracuse	Jan. 28, 1984
10.	28,172 at Syracuse	Jan. 2, 1991

BARCLAYS CENTER RECORDS

YEAR-BY-YEAR RECORD AT BARCLAYS CENTER

Year	W	L	Pct.
2012-13	1	0	1.000
2013-14	2	1	.667
2014-15	1	0	1.000
Totals	4	1	.800

ST. JOHN'S VS. OPPONENTS AT BARCLAYS CENTER

Columbia	1-0
Georgia Tech	1-0
Penn State	0-1
St. Francis (N.Y.)	1-0
Tulane	1-0



Madison Square Garden Records

YEAR-BY-YEAR RECORD AT MADISON SQUARE GARDEN

Year	W	L	Pct.	Year	W	L	Pct.
1930-31	1	0	1.000	1974-75	4	5	.444
1931-32	1	0	1.000	1975-76	3	2	.600
1932-33	1	0	1.000	1976-77	1	0	1.000
1933-34	0	0	.000	1977-78	2	0	1.000
1934-35	1	3	.250	1978-79	1	1	.500
1935-36	3	2	.600	1979-80	2	0	1.000
1936-37	0	5	.000	1980-81	1	1	.500
1937-38	2	3	.400	1981-82	2	1	.667
1938-39	7	4	.636	1982-83	7	0	1.000
1939-40	4	3	.571	1983-84	3	3	.500
1940-41	4	3	.571	1984-85	6	2	.750
1941-42	5	4	.556	1985-86	9	1	.900
1942-43	12	2	.857	1986-87	5	3	.625
1943-44	8	3	.727	1987-88	4	3	.571
1944-45	9	2	.818	1988-89	4	3	.571
1945-46	7	6	.538	1989-90	5	4	.556
1946-47	9	6	.600	1990-91	5	2	.714
1947-48	4	8	.333	1991-92	6	3	.667
1948-49	5	8	.385	1992-93	6	3	.667
1949-50	11	3	.786	1993-94	3	7	.300
1950-51	14	5	.737	1994-95	4	6	.400
1951-52	11	3	.786	1995-96	4	5	.444
1952-53	9	6	.600	1996-97	4	6	.400
1953-54	5	5	.500	1997-98	6	5	.583
1954-55	3	6	.333	1998-99	7	6	.539
1955-56	4	6	.400	1999-00	10	1	.909
1956-57	6	4	.600	2000-01	6	4	.600
1957-58	8	4	.667	2001-02	8	3	.800
1958-59	13	2	.867	2002-03	9	6	.600
1959-60	5	6	.500	2003-04	4	7	.364
1960-61	9	2	.778	2004-05	5	4	.556
1961-62	6	2	.750	2005-06	5	5	.500
1962-63	0	2	.000	2006-07	5	6	.455
1963-64	1	2	.333	2007-08	1	6	.143
1964-65	8	0	1.000	2008-09	5	7	.364
1965-66	0	1	.000	2009-10	5	5	.500
1966-67	3	1	.750	2010-11	8	2	.800
1967-68	3	1	.750	2011-12	4	8	.333
1968-69	4	1	.800	2012-13	4	5	.444
1969-70	3	1	.750	2013-14	6	4	.600
1970-71	2	4	.200	2014-15	7	4	.636
1971-72	2	2	.500	Totals	417	282	.597
1972-73	5	0	1.000				
1973-74	3	2	.600				

ST. JOHN'S VS. OPPONENTS AT MADISON SQUARE GARDEN


Akron	1-0	Michigan State	1-0
Alabama	1-0	Michigan	2-0
UAB	1-0	Minnesota	1-1
Arizona	0-1	Missouri	1-0
Army	2-0	Muhlenberg	1-0
Boston College	9-5	North Carolina	1-2
Boston University	1-0	NC State	4-4
Bowling Green	1-3	Nevada	0-1
Bradley	2-3	New Mexico	1-0
Brooklyn	1-0	Niagara	4-6
Butler	2-0	Northwestern	2-1
BYU	3-1	Notre Dame	9-4
Camp Upton	1-0	NYU	23-11
Canisius	2-1	Ohio St.	0-3
CCNY	11-7	Ohio Univ.	2-0
Cincinnati	4-3	Oklahoma	3-0
Colorado	1-3	Old Dominion	1-0
Columbia	1-1	Oral Roberts	1-0
Connecticut	11-10	Oregon	0-1
Cornell	0-1	Pennsylvania	1-1
Creighton	2-0	Pittsburgh	7-6
Dartmouth	3-0	Princeton	1-0
Davidson	1-0	Providence	9-9
Dayton	3-4	Puerto Rico	1-0
Denver	1-1	Purdue	0-1
DePaul	7-7	Rhode Is. St.	6-2
Detroit	1-0	Rhode Island	2-1
Drexel	1-0	Rice	2-1
Duke	3-7	Richmond	2-0
Duquesne	5-1	Rider	1-0
Farleigh Dickinson	2-0	Roanoke	1-0
Fordham	22-1	Rutgers	11-6
George Washington	3-0	South Carolina	2-0
Georgetown	19-16	San Francisco	2-0
Georgia Tech	3-1	Santa Clara	0-1
Georgia	2-0	Seton Hall	13-5
Grambling	1-0	SMU	1-0
Gonzaga	0-1	Stanford	0-1
Hawaii	1-0	St. Louis	2-3
Hofstra	2-1	St. Joseph's	10-1
Holy Cross	4-1	St. Francis (N.Y.)	7-3
Illinois	1-1	St. Bonaventure	4-3
Indiana	0-2	Syracuse	15-15
Indiana State	1-0	Temple	6-6
Iona	0-1	Tennessee	3-1
Iowa	0-1	Texas	0-1
Iowa State	1-0	Texas A&M	0-1
James Madison	1-0	Texas Tech	1-0
Jacksonville	0-1	Toledo	1-0
Kansas	2-3	UCLA	3-2
Kentucky	2-7	Utah	8-5
La Salle	2-3	Vanderbilt	1-0
Lafayette	3-0	Villanova	15-14
Long Island	0-2	Virginia	3-0
Louisville	4-2	Virginia Tech	0-2
Loyola (Ill.)	2-4	West Virginia	4-6
LSU	1-0	Western Michigan	0-1
Manhattan	18-10	Western Kentucky	1-2
Marist	3-1	Wake Forest	2-1
Marquette	3-5	Washington & Jefferson	1-0
Maryland	0-1	Washington State	1-0
Massachusetts	1-0	Washington & Lee	1-0
Memphis	1-0	Westminster	2-1
Miami (Fla.)	3-3	William & Mary	1-0
Miami (Ohio)	1-1	Wyoming	0-1
		Xavier	1-1

ST. JOHN'S AP POLL HISTORY

Season	Preseason Rank in AP Poll	Highest Rank in AP Poll	Rank in Final AP Poll of the Year
2014-2015	-	15	-
2010-2011	-	15	18
2000-2001	-	19	-
1999-2000	18	9	9
1998-1999	-	8	9
1994-1995	-	25	-
1992-1993	-	25	-
1991-1992	10	7	-
1990-1991	25	5	20
1989-1990	25	15	-
1987-1988	-	20	-
1986-1987	-	10	-
1985-1986	-	4	4
1984-1985	7	1	3
1983-1984	-	8	-
1982-1983	19	3	3
1981-1982	-	20	-
1980-1981	17	16	-
1979-1980	16	7	13
1978-1979	-	17	17
1977-1978	20	13	-
1976-1977	-	20	-
1975-1976	-	9	-
1972-1973	-	9	-
1971-1972	17	8	-
1970-1971	-	19	-
1969-1970	14	14	-
1968-1969	-	5	8
1966-1967	-	8	-
1964-1965	10	7	-
1961-1962	9	9	-
1960-1961	-	5	-
1959-1960	-	11	20
1958-1959	-	7	-
1957-1958	-	13	-
1956-1957	-	15	-
1954-1955	-	16	-
1952-1953	-	7	7
1951-1952	-	1	10
1950-1951	-	5	9
1949-1950	-	1	9

ALL-TIME AP POLL RANKINGS & STREAKS

Weeks Ranked in the top 25.....	290
Weeks Ranked in the top 10.....	137
Weeks Ranked in the top 5.....	34
Weeks Ranked No. 1 in Poll.....	8
Most Consecutive Weeks in top 25.....	27 (1990-91 & 1991-92)
Most Consecutive Weeks at No.1	5





1949-1950

1/5.....	(1)
1/10.....	(1)
1/17.....	(2)
1/24.....	(5)
1/31.....	(5)
2/7.....	(4)
2/14.....	(4)
2/21.....	(6)
2/28.....	(10)
Final-(9).....	(3/7)

1950-1951

12/19.....	(13)
12/26.....	(12)
1/3.....	(11)
1/9.....	(11)
1/16.....	(5)
1/23.....	(6)
1/30.....	(9)
2/6.....	(7)
2/13.....	(7)
2/20.....	(8)
2/27.....	(9)
Final.....	(3/7)

1951-1952

12/10.....	(2)
12/17.....	(1)
12/25.....	(7)
1/1.....	(8)
1/8.....	(12)
1/15.....	(NR)
1/22.....	(15)
1/29.....	(15)
2/5.....	(10)
2/12.....	(10)
2/19.....	(8)
2/26.....	(9)
Final-(10).....	(3/4)

1952-1953

3/10.....	(20)
Final.....	(7)

1954-1955

12/14.....	(16)
------------	------

1956-1957

12/18.....	(15)
------------	------

1957-1958

12/24.....	(19)
12/31.....	(17)
1/7.....	(16)
1/14.....	(15)
1/21.....	(13)
1/28.....	(13)

1958-1959

12/9.....	(20)
12/30.....	(13)
1/6.....	(10)
1/13.....	(9)
1/20.....	(7)
1/27.....	(7)
2/3.....	(15)
2/10.....	(19)
2/24.....	(17)
3/2.....	(18)

1959-1960

2/16.....	(15)
2/23.....	(11)
3/1.....	(19)
Final - (20).....	(3/8)

1960-1961

12/13.....	(7)
12/20.....	(6)
12/27.....	(7)
1/3.....	(5)
1/10.....	(5)
1/17.....	(9)
1/24.....	(7)
1/31.....	(7)

1961-1962

Preseason.....	(9)
----------------	-----

1964-1965

Preseason.....	(10)
12/8.....	(10)
12/15.....	(7)
1/5.....	(7)
1/12.....	(7)
1/19.....	(8)
1/26.....	(7)

1966-1967

12/27.....	(8)
------------	-----

1968-1969

12/31.....	(17)
1/7.....	(8)
1/14.....	(6)
1/21.....	(6)
1/28.....	(6)
2/4.....	(5)
2/11.....	(9)
2/18.....	(7)
2/25.....	(7)
Final - (8).....	(3/4)

1969-1970

Preseason.....	(14)
----------------	------

1970-1971

12/22.....	(19)
------------	------

1971-1972

Preseason.....	(17)
12/7.....	(14)
12/14.....	(8)
12/21.....	(10)
12/28.....	(9)
1/4.....	(17)

1972-1973

1/9.....	(18)
1/16.....	(17)
1/23.....	(15)
1/30.....	(14)
2/6.....	(14)
2/13.....	(9)
2/20.....	(11)
2/27.....	(17)
3/6.....	(17)

1975-1976

12/16.....	(18)
12/23.....	(17)
12/30.....	(15)
1/6.....	(14)
1/13.....	(12)
1/20.....	(9)
1/27.....	(14)
2/3.....	(12)
2/10.....	(17)
2/17.....	(16)
2/24.....	(14)
3/2.....	(16)
3/9.....	(17)

1976-1977

12/14.....	(20)
------------	------

1977-1978

Preseason.....	(20)
11/29.....	(16)
12/6.....	(13)

1978-1979

Final - (17).....	(3/13)
-------------------	--------

1979-1980

Preseason.....	(16)
12/4.....	(9)
12/11.....	(15)
12/18.....	(15)
12/26.....	(15)
1/2.....	(17)
1/8.....	(14)
1/15.....	(10)
1/22.....	(9)
1/29.....	(9)
2/5.....	(8)
2/12.....	(7)
2/19.....	(7)
2/26.....	(8)
Final - (13).....	

1980-1981

Preseason.....	(17)
12/2.....	(16)

1981-1982

1/5.....	(20)
----------	------

1982-1983

Preseason.....	(19)
11/30.....	(12)
12/7.....	(12)
12/14.....	(9)
12/21.....	(7)
12/28.....	(7)
1/4.....	(7)
1/11.....	(3)
1/18.....	(8)
1/25.....	(7)
2/1.....	(5)
2/8.....	(7)
2/15.....	(6)
2/22.....	(9)
3/1.....	(10)
3/8.....	(8)
Final.....	(3)

1983-1984

11/29.....	(19)
12/6.....	(16)
12/13.....	(13)
12/20.....	(12)
12/27.....	(8)
1/3.....	(13)
1/10.....	(10)
1/17.....	(14)

1984-1985

Preseason.....	(7)
11/27.....	(3)
12/4.....	(3)
12/11.....	(4)
12/18.....	(8)
12/25.....	(5)
1/1.....	(4)
1/8.....	(3)
1/15.....	(4)
1/22.....	(2)
1/29.....	(1)
2/5.....	(1)
2/12.....	(1)
2/19.....	(1)
2/26.....	(1)
3/5.....	(2)
Final.....	(3)

1985-1986

11/26.....	(18)
12/3.....	(15)
12/10.....	(14)
12/17.....	(11)
12/24.....	(11)
12/31.....	(10)
1/7.....	(10)
1/14.....	(9)
1/21.....	(8)
1/28.....	(7)
2/4.....	(10)
2/11.....	(7)
2/18.....	(6)
2/25.....	(8)
3/4.....	(5)
Final.....	(4)

1986-1987

12/16.....	(15)
12/23.....	(15)
12/30.....	(10)
1/6.....	(10)
1/13.....	(13)
1/20.....	(14)
1/27.....	(15)
2/3.....	(19)
2/10.....	(16)
2/17.....	(20)

1987-1988

1/5.....	(20)
2/2.....	(20)

1989-1990

Preseason.....	(25)
11/27.....	(20)
12/5.....	(15)
12/12.....	(18)
12/19.....	(19)
12/26.....	(17)
1/2.....	(16)
1/9.....	(15)
1/16.....	(15)
1/23.....	(15)
1/30.....	(18)
2/6.....	(24)
2/13.....	(24)

1990-1991

Preseason.....	(25)
11/27.....	(21)
12/4.....	(17)
12/11.....	(14)
12/18.....	(13)
12/25.....	(9)
1/1.....	(9)
1/8.....	(10)
1/15.....	(10)
1/22.....	(10)
1/29.....	(5)
2/5.....	(8)
2/12.....	(13)
2/19.....	(18)
2/26.....	(17)
3/5.....	(20)
Final.....	(20)

1991-1992

Preseason.....	(10)
11/25.....	(8)
12/2.....	(7)
12/9.....	(11)
12/16.....	(10)
12/23.....	(18)
12/30.....	(18)
1/6.....	(17)
1/13.....	(17)
1/20.....	(22)
2/17.....	(24)
2/24.....	(20)
3/9.....	(25)

1992-1993

2/15.....	(25)
3/1.....	(25)

1994-1995

12/26.....	(25)
------------	------

1998-1999

11/24.....	(23)
12/1.....	(25)
12/8.....	(18)
12/15.....	(15)
12/22.....	(14)
12/29.....	(12)
1/5.....	(10)
1/12.....	(11)
1/19.....	(8)
1/26.....	(9)
2/2.....	(9)
2/9.....	(11)
2/16.....	(10)
2/23.....	(8)
3/2.....	(10)
Final.....	(9)

1999-2000

Preseason.....	(18)
11/16.....	(15)
1/18.....	(15)
1/25.....	(25)
2/29.....	(18)
3/7.....	(19)
Final.....	(9)

2000-2001

11/14.....	(24)
11/21.....	(23)
11/28.....	(19)
12/5.....	(24)

2010-2011

2/21.....	(23)
2/28.....	(15)
3/7.....	(17)
Final.....	(18)

2014-2015

12/8.....	(24)
12/15.....	(20)
12/22.....	(17)
12/29.....	(15)
1/5.....	(24)

HISTORY & HONORS


1952 NCAA FINALISTS

Accused by basketball fans and writers alike as undeserving of their surprise NCAA bid after a hasty and unexpected ousting from the NIT by La Salle, St. John's set out for Raleigh, N.C., determined to at least justify its presence in the Eastern Regionals. The justification would have to come at the expense of the host team, NC State, which had won 29 successive tournament games at home.

The Redmen, as they were known, needed to beat Coach Everett Case's team in order get a chance to avenge an 81-40 loss to Adolph Rupp's Kentucky Wildcats, who defeated them earlier in the year. Rupp's squad routed Penn State in its NCAA opening round game, 82-54. After falling behind early, St. John's, led by Dick Duckett's outside shooting, surged back to take a 28-25 halftime lead. In the third period St. John's wrapped things up, outscoring NC State 19-8. In the end it was St. John's 60, NC State 49 with four St. John's players hitting double figures. Bob Zawoluk was the high scorer for St. John's with 12 points, followed by Duckett and Jack McMahon, who each had 11 apiece. Jim Davis added 10, flicking in five set shots.

In the second round the speculation was that it would take a miracle for the Redmen to upend the Wildcats. Frank McGuire's boys took the court hoping to keep it respectable. For a change, St. John's came out relaxed from the start. In their first meeting against the Rupp men down in Lexington, St. John's shot just 16.7 percent going 10-for-60; in Raleigh, SJU shot 24-for-53 (45.2 percent). St. John's took the early lead and never looked back. Zawoluk and McMahon were sensational in their scoring efforts. Zawoluk set a new NCAA scoring record with 32 points in the game. Ronnie MacGilvray won over the crowd with his rebounding and stifling defensive play.

The spark generated by the unbelievable Kentucky triumph carried over to the next game. St. John's had a heart-stopping 61-59 win over favored Illinois in Seattle, Wash. The following night in the championship game, Kansas' Clyde Lovellette personally brought the high-flying Redmen back to earth. The massive center broke the NCAA record for points set days before by Zawoluk with a 33-point performance. The Jayhawks went on to defeat St. John's, 80-63, in the NCAA championship game to capture the crown.



From left to right: Capt. Jack McMahon, Jim Davis, Bob Zawoluk, Ronnie MacGilvray and Solly Walker.

1985 NCAA SEMIFINALISTS

On their way to the second Final Four appearance in school history, the Redmen began the journey slowly in Salt Lake City, easing past Southern University, 83-59, before escaping Arkansas, 68-65. Against Southern, St. John's had three players who scored 20 or more points, led by Walter Berry's 24 with 13 rebounds. Bill Wennington contributed 23 while Chris Mullin added 21 in the game. Mullin keyed the Redmen to the victory over Arkansas with 26. Joe Kleine had 23 for the Razorbacks.

The wins earned St. John's the right to advance to the West Regional in Denver, Colo., and a meeting with Kentucky. Mullin netted 30 and Willie Glass contributed down the stretch to lift the Redmen to an 86-70 win. That game marked the final contest for Kentucky Coach Joe B. Hall.

The Elite Eight matchup between Lou Carnesecca's St. John's squad and Jim Valvano's NC State team was a back-and-forth affair that earned the tongue-in-cheek moniker "Spaghetti Western" from the sportswriters. Mullin scored 15 of his 25 in the second half, finding an answer for every Wolfpack run. NC State hung close until the Redmen managed a 10-point lead with 1:22 to play, and shortly after Carnesecca allowed it to sink in — St. John's was headed to the 1985 Final Four.

"With five seconds left in the game, I looked up at the clock and kept thinking, 'We're going... we're going.' I am very much elated to think I'm finally going after 1,000 games," said Carnesecca at a postgame press conference. "When I'm going to my grave, this I'll remember."

Patrick Ewing and Georgetown stood between St. John's and the title game, which the Redmen had not reached since 1952. The rivalry was intense, as St. John's had defeated the Hoyas earlier that season in Landover, Md., to take the No. 1 national ranking. Georgetown won the next two meetings, once at Madison Square Garden that snapped the Redmen's 14-game conference win streak, and once in the BIG EAST Tournament title game.

The Hoyas would prevail, 77-59, ending the storybook season for St. John's but giving Redmen fans a campaign to remember always.

1943 NIT CHAMPIONS

On the way to its first NIT title, St. John's just got by its opening round matchup against Rice Institute of Houston, Texas. St. John's next edged Rice in the closing seconds, 51-49. Hy Gotkin's one-hander at the buzzer proved to be the game-winner. The team then faced local rival Fordham in the semifinals. St. John's defeated the Rams 69-43 and were led by Harry Boykoff's 22 points. St. John's defeated the University of Toledo, 48-27, to capture its first National Invitation Tournament. Harry Boykoff was named Most Valuable Player of the Tournament, scoring 56 points in the three games.

SEASON HIGHLIGHTS

- Head coach Joe Lapchick led the squad to a 21-3 record.
- Captain Andrew "Fuzzy" Levane was awarded the Lt. Frank C. Haggerty Trophy, being selected the MVP of the Metropolitan area.
- Levane was awarded the C.Y.O. Trophy, donated by the Brooklyn Chapter of the C.Y.O.
- St. John's received bids to both the NCAA and the NIT.
- Harry Boykoff, St. John's 6-9 center, was awarded the most valuable player award of the sixth annual NIT. This marked the second time that a St. John's player received such a distinction. Bill Lloyd of the 1938-39 team received it previously.
- Boykoff was picked on several All-America teams. He received a gold basketball, emblematic of his selection on the All-America basketball team appearing in The Sporting News.
- Levane was also selected on one All-America team.
- St. John's defeat of Fordham settled the dispute as to who was the 1942-43 metropolitan champion.
- Three players were named to the All-Metropolitan team: Boykoff, Larry Baxter and Levane.

CHAMPIONSHIP GAME: ST. JOHN'S 48, TOLEDO 27

SIXTH ANNUAL
NATIONAL INVITATION TOURNAMENT
MARCH 29, 1943,
MADISON SQUARE GARDEN

St. John's

	FG	FTA	FT	PTS
Baxter	3	3	2	8
Levane	3	3	0	6
Boykoff	5	6	3	13
Moschetti	6	1	1	13
Plantamura	1	1	1	3
Gotkin	2	1	1	5
Totals	20	15	8	48

Toledo

	FG	FTA	FT	PTS
Bolyard	2	2	1	5
Turnell	0	0	0	0
Minor	0	3	0	0
Edwards	0	0	0	0
Glass	1	1	0	2
Heiny	0	0	0	0
Harmon	2	2	2	6
Zuber	3	4	3	9
Grove	2	3	1	5
Kucer	0	0	0	0
Totals	10	15	7	27

	1st	2nd	Final
St. John's	22	26	48
Toledo	16	11	27

All Games:

March 18, 1943 (1st Quarterfinals) March 27, 1943 (Semifinals)
 Wash 43, Creighton 42 Toledo 46, Wash 39
 Toledo 54, Manhattan 47 St. John's 69, Fordham 43

March 22, 1943 (2nd Quarterfinals) March 29, 1943 (Consolation)
 St. John's 51, Rice 49 Wash. & Jeff. 39, Fordham 34
 Fordham 60, Western Kentucky 58



1944 NIT CHAMPIONS

In the first victory on the way to back-to-back NIT titles, St. John's defeated Bowling Green in the quarterfinals by a score of 44-40. St. John's was led by Bill Kotsores' 15 points. Kotsores scored 15 more points against Kentucky to help the team to a 48-45 victory. St. John's won its second consecutive title with a 47-39 victory over DePaul in the championship game. Ray Wertis led the team with 12 points. Bill Kotsores was named MVP, scoring 40 points in three games.

CHAMPIONSHIP GAME: ST. JOHN'S 47, DEPAUL 39 SEVENTH ANNUAL NATIONAL INVITATION TOURNAMENT MARCH 26, 1944, MADISON SQUARE GARDEN

St. John's

	FG	FTA	FT	PTS
Kotsores	3	8	4	10
Larkin	0	0	0	0
Wertis	6	0	0	12
Summer	4	4	1	9
Wehr	1	1	1	3
Duym	3	4	3	9
Gotkin	2	0	0	4
Totals	19	17	9	47

DePaul

	FG	FTA	FT	PTS
Dean	4	1	0	8
Allen	1	0	0	2
Condon	0	0	0	0
Stump	1	0	0	2
Comerford	1	0	0	2
Riordan	0	0	0	0
Mikan	4	6	5	13
Phelan	0	0	0	0
Triptow	4	3	2	10
Kachan	1	0	0	2
DiBenedetto	0	0	0	0
Totals	16	10	7	39

	1st	2nd	Final
--	-----	-----	-------

St. John's	26	21	47
DePaul	24	15	39

All Games:

Quarterfinals

Oklahoma A&M 43, Canisius 29

Kentucky 46, Utah 38

St. John's 44, Bowling Green 40

DePaul 68, Muhlenberg 45

Semifinals

St. John's 48, Kentucky 45

DePaul 41, Oklahoma A&M 38

Consolation

Kentucky 45, Oklahoma A&M 29

SEASON HIGHLIGHTS

- During head coach Joe Lapchick's eighth year at St. John's, the varsity played 23 games and won 18.
- Dick McGuire was awarded the Lt. Frank C. Haggerty Trophy, being selected as the most valuable basketball player in the Metropolitan college ranks.
- St. John's accepted a bid to the NIT and it won the seventh-ever NIT title by defeating DePaul in the finals. This marked the second consecutive NIT championship for St. John's.
- Bill Kotsores was named the Most Valuable Player of the NIT. This marked the third time in seven years that a St. John's player received such a distinction.
- Captain Hy Gotkin was awarded the MVP and the Most Outstanding Player Award of the Year by the St. John's Athletic Association. Gotkin became the second recipient of the Lt. Frank C. Haggerty gold medal.
- McGuire and Gotkin were placed on the All-Metropolitan team by the Basketball Writers Association.
- Five of St. John's players were picked by the basketball writers to play on the Brooklyn All-Star team vs. the New York All-Star team, in a game which sponsored the Sale of War Bonds for the Fourth War Loan Drive. Brooklyn won the game, 47-43.



1959 NIT CHAMPIONS

St. John's defeated Villanova in the first round by a score of 75-67. St. John's was led by Alan Seiden with 25 points and Lou Roethel added 21. Tony Jackson exploded for 27 points against third-seeded St. Bonaventure in the quarterfinals, leading the team to an 82-74 victory. Roethel scored 22 and Jackson added 20 in a 76-55 win over the Providence Friars in the semifinals. St. John's took its third NIT title by defeating top-seeded Bradley 76-71 in double overtime. Seiden scored 22 and Jackson had 21 points and 27 rebounds in the game. Jackson, who was named MVP of the tournament, totaled 81 points for the four games.



SEASON HIGHLIGHTS

- Head coach Joe Lapchick led his team to a 20-6 record.
- St. John's captured its first ECAC Holiday Festival title with a 90-79 victory over St. Joseph's in the final. Tony Jackson was named Most Valuable Player.
- Alan Seiden surpassed 1,000 points for his career against Temple on Jan. 3, 1958.
- St. John's captured its third NIT title with a 76-71 double overtime win against Bradley. Tony Jackson became the fourth St. John's player to be named MVP of the NIT.
- Tony Jackson set a school record with 27 rebounds in one game.
- St. John's finished ranked 17th in the nation by UPI.

CHAMPIONSHIP GAME: ST. JOHN'S 76, BRADLEY 71

22ND ANNUAL
NATIONAL INVITATION TOURNAMENT
MARCH 21, 1959,
MADISON SQUARE GARDEN

St. John's

	FG	FTA	FT	PTS
Engert	2	2	0	4
Alfieri	5	5	5	15
Jackson	9	4	3	21
Seiden	7	10	8	22
Roethel	5	2	2	12
Pedone	0	0	0	0
Ryan	1	1	0	2
Durkin	0	0	0	0
Dellecave	0	0	0	0
Genirs	0	0	0	0
Daley	0	0	0	0
Totals	29	24	18	76

Bradley

	FG	FTA	FT	PTS
Morse	6	5	4	16
McDade	6	6	4	16
Owens	4	2	2	10
Mason	7	6	4	18
Smith	4	0	0	8
Saunders	1	2	1	3
Voegele	0	0	0	0
Hewitt	0	0	0	0
Granby	0	0	0	0
Kissel	0	0	0	0
Kissock	0	0	0	0
Totals	28	21	15	71

All Games:

Seeded Teams - Bradley, St. Louis,
St. Bonaventure, Oklahoma City
First Round
Butler 94, Fordham 80
NYU 90, Denver 81
Providence 68, Manhattan 66
St. John's 75, Villanova 67

Quarterfinals
Bradley 83, Butler 77
NYU 63, Oklahoma City 48
Providence 75, St. Louis 72 (2OT)
St. John's 82, St. Bonaventure 74
Semifinals
Bradley 59, NYU 57
St. John's 76, Providence 55
Consolation
NYU 71, Providence 57

1965 NIT CHAMPIONS



St. John's had to play both seeded teams en route to the school's fourth NIT title. In the first round, the team faced Boston College, defeating BC handily by a score of 114-92. Ken McIntyre scored 42 in the game. In the quarterfinals, St. John's played second-seeded New Mexico. McIntyre again led the team to a 61-54 victory scoring 20 points in the game. St. John's took on Army in the semifinals, and won by seven points, 67-60. In the final the team took on top-seeded Villanova, and St. John's shocked the Wildcats, 55-51. The McIntyre brothers (Ken and Rob) and Lloyd "Sonny" Dove accounted for 48 of the team's 55 points. Ken McIntyre was named MVP of the tournament. He totaled 101 points in the four games.

SEASON HIGHLIGHTS

- Head coach Joe Lapchick ended his career with a 55-51 win over Villanova in the Championship game of the NIT. This marked the fourth time that Lapchick led St. John's to the NIT Championship.
- Lapchick's 1964-65 squad ended the season with a 21-8 record. In his 20 years as head coach of St. John's, Lapchick had a career record of 334-130.
- St. John's shocked Michigan, the No. 1 team in the nation according to both the UPI and AP polls. St. John's beat the Wolverines 75-74 in the final of the ECAC Holiday Festival to capture the school's second ECAC title.
- Ken McIntyre surpassed the 1,000 career point mark on Feb. 23, 1965 against UMass.



CHAMPIONSHIP GAME: ST. JOHN'S 55, VILLANOVA 51 28TH ANNUAL NATIONAL INVITATION TOURNAMENT MARCH 20, 1965, MADISON SQUARE GARDEN

St. John's

	FG	FTA	FT	PTS
Houston	1	3	3	5
Dove	7	4	0	14
McIntyre, R.	6	4	4	16
McIntyre, K.	8	3	2	18
Duerr	1	0	0	2
Wirell	0	1	0	0
Swartz	0	0	0	0
Cluess	0	0	0	0
Hill	0	0	0	0
Mascia	0	0	0	0
Menar	0	0	0	0
Jones	0	0	0	0
Totals	23	15	9	55

Villanova

	FG	FTA	FT	PTS
Washington	6	8	6	18
Soens	2	0	0	4
Melchionni	2	1	0	4
Erickson	3	0	0	6
Leftwich	7	1	1	15
Schaffer	2	2	0	4
Turk	0	0	0	0
Traynor	0	0	0	0
Kelleher	0	0	0	0
Kenny	0	0	0	0
McGuire	0	0	0	0
Gaidjunas	0	0	0	0
Totals	22	12	7	51

All Games:

Seeded Teams: Villanova, New Mexico

First Round

St. John's 114, Boston College 92

Manhattan 71, Texas Western 53

Western Kentucky 57, Fordham 53

Army 70, St. Louis 66

NYU 71, Bradley 70

Detroit 93, La Salle 86

Quarterfinals

St. John's 61, New Mexico 54

Villanova 73, Manhattan 71

NYU 87, Detroit 76

Army 58, Western Kentucky 54

Semifinals

Villanova 91, NYU 69

St. John's 67, Army 60

Consolation

Army 75, NYU 74

1989 NIT CHAMPIONS

St. John's received a home game in the first round against Mississippi. The team defeated Mississippi 70-67 with Jayson Williams leading the way with 25 points. St. John's once again received a home bid in the second round against Oklahoma State. The team came back from a 32-30 halftime deficit to win 76-64. Williams led all scorers with 27. The squad was then sent to Ohio State for a third round meeting. That marked the second meeting between the two teams that season. The first meeting was in the final of the ECAC Holiday Festival, when the Buckeyes beat St. John's 77-72. Once again, St. John's came from behind, erasing a 17-point deficit to send the game into overtime. St. John's won the game in overtime without its star Williams (who fouled out late in regulation) by a score of 83-80. In the semifinals, St. John's took on the University of Alabama-Birmingham. St. John's won the game 76-65, as freshman Malik Sealy and Williams each scored 17 in the game. St. John's would then have to face St. Louis University, the last obstacle in its comeback season. St. John's defeated St. Louis 73-65 to capture the school's fifth NIT title and the first for head coach Lou Carnesecca. Jayson Williams was named MVP of the Tournament.

SEASON HIGHLIGHTS

- For the 19th time in the Lou Carnesecca's Era, St. John's finished the season with 20 or more wins.
- St. John's won a record-fifth NIT title with a 73-65 victory over St. Louis.
- Jayson Williams became the sixth St. John's player to be named MVP of the NIT.
- St. John's won the 14th Annual Joe Lapchick Memorial Tournament with wins over LIU, and BYU in the final. Matt Brust was named MVP of the Tournament.



CHAMPIONSHIP GAME: ST. JOHN'S 73, ST. LOUIS 65 52ND ANNUAL NATIONAL INVITATION TOURNAMENT MARCH 29, 1989, MADISON SQUARE GARDEN

St. John's

	M	FG-FGA	FT-FTA	O-R	A	PF	PTS
Sealy	40	4-8	3-6	1-2	0	3	11
Williams	39	12-18	4-8	8-18	1	1	28
Werdann	19	0-1	0-0	0-6	1	5	0
Brust	40	2-11	1-2	1-5	8	3	6
Buchanan	40	7-9	7-12	1-5	5	4	21
Muto	4	1-2	0-0	0-0	0	0	2
Singleton	18	1-1	3-4	1-2	1	0	5

Team				1-3			
Totals	200	27-50	18-32	13-41	16	16	73

Three-point goals: 1-7, 14.3% (Brust 1-6, Sealy 0-1). Blocked Shots: 3 (Williams 2, Sealy). Turnovers: 17 (Sealy 5, Werdann 4, Buchanan 3, Williams 2, Brust 2, Singleton). Steals: 6 (Sealy 2, Brust 2, Buchanan 2). Technical Fouls: Brust.

St. Louis

	M	FG-FGA	FT-FTA	O-R	A	PF	PTS
Bonner	40	5-9	1-6	3-11	5	2	11
Gray	40	8-10	2-6	2-8	4	4	21
Ivestor	20	2-4	0-0	1-1	0	3	4
Newberry	30	3-6	3-4	1-1	3	5	9
Douglass	16	0-4	2-2	1-2	1	5	2
Leuchtfield	33	4-13	1-1	0-5	2	4	13
Tadysak	6	0-1	0-0	0-0	0	2	0
Smith	10	2-6	0-2	0-1	0	1	5
Braun	1	0-0	0-0	0-0	0	0	0
Jones	2	0-0	0-0	0-0	0	2	0
Starks	1	0-0	0-0	0-0	0	0	0
Duff	1	0-0	0-0	0-0	0	0	0

Team				1-1			
------	--	--	--	-----	--	--	--

Totals 200 24-53 9-21 9-30 15 28 65
Three-point goals: 8-19, 41.1% (Leuchtfield 4-10, Gray 3-4, Smith 1-5). Blocked Shots: 2 (Bonner, Gray), Turnovers 18 (Newberry 5, Gray 4, Bonner 3, Douglass 3, Ivestor 2, Tadysak). Steals 6 (Smith 2, Bonner, Gray, Ivestor, Douglass). Technical Fouls: None.

	1st	2nd	Final
St. John's	34	39	73
St. Louis	28	37	65

All Games:

First Round

Villanova 76, St. Peter's 56 @ Villanova
UAB 83, Georgia Southern 74 @ UAB
Richmond 70, Temple 56 @ Richmond
St. John's 70, Mississippi 67 @ St. John's
Wisconsin 63, New Orleans 61 @ Wisconsin
Penn St. 89, Murray St. 73 @ Penn St.
Ohio St. 81, Akron 70 @ Ohio St.
St. Louis 87, S. Illinois 54 @ St. Louis
Connecticut 67, UNC Charlotte 62 @ UConn
California 73, Hawaii 57 @ California
New Mexico 91, Santa Clara 76 @ New Mexico
Michigan St. 83, Kent 69 @ Michigan St.
Wichita St. 70, UC-Santa Barbara 62 @ Wichita St.
Pepperdine 84, N. Mexico St. 69 @ N. Mexico St.
Nebraska 81, Arkansas St. 79 @ Nebraska
Oklahoma St. 69, Boise St. 55 @ Oklahoma St.

Second Round

St. Louis 73, Wisconsin 68 @ Wisconsin
Villanova 76, Penn St. 67 @ Villanova
Connecticut 73, California 72 @ UConn
Ohio St. 85, Nebraska 74 @ Ohio St.
UAB 64, Richmond 61 @ Richmond
Michigan St. 79, Wichita St. 67 @ Michigan St.
St. John's 76, Oklahoma St. 64 @ St. John's
New Mexico 86, Pepperdine 69 @ New Mexico

Third Round

UAB 85, Connecticut 79 @ UConn
Michigan St. 70, Villanova 63 @ Villanova
St. Louis 66, New Mexico 65 @ New Mexico
St. John's 83, Ohio St. 80 (OT) @ Ohio St.

Semifinals

St. Louis 73, Michigan St. 64
St. John's 76, UAB 65

Consolation

UAB 78, Michigan St. 76 (OT)

2003 NIT CHAMPIONS***

It's amazing what one free throw can do.

The St. John's men's basketball team entered its March 2 game with perennial national power Duke with a 12-12 record. Things weren't looking bright for the Red Storm, who had lofty expectations after qualifying for the program's 27th NCAA Tournament appearance in 2001-02.

But on that day, with a sold out Madison Square Garden crowd and a CBS national television audience watching, St. John's pulled off the upset, topping the Blue Devils, 72-71. Senior guard Marcus Hatten sealed the win with a free throw with no time left.

And that free throw carried the Red Storm to one of the most exciting stretches of basketball in the 97-year history of the program, as St. John's won nine of its last 10 games, capping the season off with a 70-67 win over Georgetown in the NIT Championship game.

The Red Storm finished the season 21-13 overall, and made what would be a difficult finish an exciting ride.

After a brilliant 5-0 start to the season, the Red Storm struggled at the start of the New Year, and entered the final weeks of the season with a 12-

12 overall record, and a 5-9 mark in the BIG EAST Conference.

Four-straight losses in February left the team scrambling. The Red Storm used the motivation from the Duke win to win their final two regular season games – at Miami and at home against Rutgers – before upsetting Notre Dame in the first round of the BIG EAST Tournament.

A loss to Boston College in the quarterfinals was diminished by a bid to the NIT, where the team reeled off three-straight wins behind a raucous student cheering section at Alumni Hall – topping Boston University, Virginia and UAB – and advancing to Madison Square Garden for the NIT Final Four.

Hatten scored 24 points and Ingram added 16 as St. John's topped Bobby Knight and Texas Tech in the semifinals, advancing to face league rival Georgetown in the finals. In that game, Hatten had 22 points, Ingram added 19 and junior college transfer Grady Reynolds – a major player down the stretch – scored 13 points and grabbed a career high 14 rebounds as St. John's won its sixth NIT Championship in program history.

*** — St. John's 2003 NIT Championship was vacated by the NCAA in 2006.

1983 BIG EAST CHAMPIONS

The 1982-83 season was for St. John's basketball an achievement of superlative accomplishments. Led by head coach Lou Carnesecca, the Redmen marched to a record-breaking season, including the first-ever BIG EAST Tournament Championship for St. John's.

St. John's played 33 games, the most in school history at that time, won more games than any team prior (28), and entered the postseason for a record 38th time. After tying for first during the regular season in the BIG EAST, the team won three straight games in the league's championship tournament to take home the crown.

The team beat defending NCAA champion North Carolina to open the season, then won 13-straight games, giving them a school-record 14 consecutive season-opening victories. Along the way, they won the ECAC Holiday Festival Tournament for the sixth time, and the third time in four years.

Carnesecca was named Coach of the Year by the National Association of Basketball Coaches, the New York Basketball Writers' Association and several other organizations. Chris Mullin was the unanimous selection for BIG EAST Player of the Year, and the New York Writers' Haggerty Award. In addition, he became the third player to score more than 1,000 points in two seasons, connecting on nearly 60 percent of his shots from the field.

David Russell's rugged inside play gave the St. John's offense a double haymaker and this combination was brought to explosive power by the cool play of swingman Billy Goodwin which matched the fiery competitiveness of Kevin Williams. Floor play was orchestrated by Bobby Kelly and the backbone was supplied by the center couple of Jeff Allen and Bill Wenington, with Ron Stewart and Trevor Jackson in the wings.

In the BIG EAST Tournament, St. John's beat Pittsburgh in the first round, and then topped Villanova in the semifinals. The championship game saw Mullin score 24 points in an 85-77 win over Boston College.



1986 BIG EAST CHAMPIONS

A year after a trip to the program's second-ever Final Four, if anyone was searching for "The Truth," they found it.

In just his second season at St. John's, Walter "The Truth" Berry earned national player of the year honors – the second straight year a St. John's player had done so, as Chris Mullin took the award during the 1984-85 campaign – and led the team to a 31-5 record and the 1986 BIG EAST Tournament Championship.

Berry had, perhaps, the best single season ever in St. John's history in 1985-86, averaging 23.0 points and 11.1 rebounds, while earning award upon award. He was selected as the recipient of the John Wooden Award as the nation's top college player, the Adolph R. Rupp Trophy, the Associated Press' honor, and was the Kodak Player of the Year from the National Association of Basketball Coaches. He scored a still-intact St. John's record 828 points that season and grabbed 399 rebounds, which ranks as the fifth-best single season mark.

The starting five that season – Berry, Ron Rowan, Willie Glass, Mark Jackson and Shelton Jones – ranks among the best in school history. They started every game and accounted for 86 percent of the minutes played, but had outstanding play from reserves like Marco Baldi, Terry Bross, Steve Shurina and John Hempel. Rowan finished the season second on the team in scoring, averaging 14.2 points and 4.4 assists; Glass averaged 13.3 points and 5.6 rebounds; Jackson added 11.3 points and a school record 9.1 assists; and Jones averaged 8.5 points and 5.7 rebounds.

The Redmen had rolled through the regular season, the only blemish a loss to Duke (71-70) in the Big Apple NIT semifinals. They lost only two conference games – to Boston College and Syracuse – by a combined total of six points and finished the regular season tied for first with a 14-2 mark.

And while Berry was the leader of the team, it was Rowan who came through in the Redmen's biggest moment, sinking a 14-foot baseline jumper with eight seconds left and giving St. John's its first lead of the game at 70-69, in a win over Syracuse in the BIG EAST Championship. Berry blocked Dwayne "Pearl" Washington's shot at the buzzer as St. John's won the second of its three BIG EAST Tournament titles.


BIG EAST CHAMPIONSHIP

SYRACUSE (69)									
	m	fg	ft	r	a	pf	pts		
Alexis	38	8-13	0-0	6	1	4	16		
Triche	38	6-8	1-3	1	1	4	13		
Seikaly	31	7-7	2-4	3	0	5	16		
Addison	40	6-9	0-0	3	0	0	12		
Washington	40	8-14	4-5	3	14	0	20		
Monroe	3	0-1	0-0	0	0	0	0		
Walker	10	0-0	0-0	1	0	1	0		
Totals	200	31-52	7-12	21	24	14	69		

ST. JOHN'S (70)									
	m	fg	ft	r	a	pf	pts		
Glass	40	6-13	7-7	8	1	2	19		
Jones	34	3-6	0-0	5	3	2	6		
Berry	38	5-10	6-7	9	1	4	16		
Jackson	40	5-14	0-0	1	9	2	10		
Rowan	39	6-11	1-2	4	5	2	13		
Hempel	1	0-0	0-0	0	0	0	0		
Bross	2	0-0	0-0	1	0	2	0		
Baldi	5	1-2	4-4	1	0	0	6		
Totals	200	36-56	18-20	35	19	12	70		

SYRACUSE									
	30	30	0	60					
ST. JOHN'S									
	28	42	0	70					

Blocked shots: Syracuse 2 (Triche, Seikaly), St. John's 2 (Jones, Berry). Turnovers: Syracuse 4 (Addison 2, Washington, Alexis), St. John's 8 (Glass 4, Rowan 3, Jackson). Steals: Syracuse 5 (Addison 3, Washington 2), St. John's 2 (Glass, Rowan). A: 19,561. Officials: Dick Paparo, Jody Sylvester, Pete Pavia.



2000 BIG EAST CHAMPIONS

For St. John's, Red Storm fans and the "city that never sleeps," the 2000 BIG EAST title was almost as good as winning the national championship.

The nets were cut, and the celebration began. Players and coaches hugged family members, staff and each other. The trophy was carried around the floor and adored by one and all.

The night of March 11, 2000 was not just any night for the St. John's men's basketball team. The Red Storm's 80-70 win over Connecticut at Madison Square Garden gave the team its first BIG EAST Tournament Championship since 1986, but it was also the fitting end to a hectic, and at times, challenging season.

It was fitting because this St. John's team had overcome obstacles time and time again throughout the season. And just when people were counting the Red Storm out, they came back – each time.

The team was tough and resilient. While small in numbers – there were only eight scholarship players and head coach Mike Jarvis used a seven-man rotation for the most part – the team jelled and played without fear.

That never-quit mentality was never more evident than during a stretch in late February when the Red Storm toppled Syracuse, Connecticut and Duke in consecutive games. The wins over the Huskies and Blue Devils marked the first time in recorded history that the national champion (UConn) and national runner-up (Duke) had lost to the same team back-to-back.

The BIG EAST Tournament was equally exciting. St. John's used a late run to beat Villanova in the opener and then came a heated rivalry with Miami. In a tight game, sophomore forward Anthony Glover – who had missed his previous five attempts – hit two free throws with 2.2 seconds left to give St. John's a 58-57 win over the Hurricanes and a spot in the championship game.

In a rematch of the previous year's championship game, Bootsie Thornton – who earned tournament MVP honors – scored 22 points to lead four players in double figures in an 80-70 win over Connecticut.



NATIONAL AWARDS

Associated Press

Player of the Year

Walter Berry.....1986

United Press International

Player of the Year

Chris Mullin.....1985

Walter Berry.....1986

United Press International

Coach of the Year

Lou Carnesecca.....1985

U.S. Basketball Writers Association

Player of the Year

Chris Mullin.....1985

Walter Berry.....1986

U.S. Basketball Writers Association

Coach of the Year

Lou Carnesecca.....1983, '85

John R. Wooden Award

Chris Mullin.....1985

Walter Berry.....1986

Francis Pomeroy-Naismith Award

Frank Alagia.....1976

Greg "Boo" Harvey.....1990

NABC Player of the Year

Walter Berry.....1986

NABC Coach of the Year

Lou Carnesecca.....1983

Eastman Award

Walter Berry.....1986

NCAA Postgraduate Scholarship

Frank Gilroy.....1981

CONSENSUS ALL-AMERICANS

First Team

Harry Boykoff.....1943

Chris Mullin.....1985

Walter Berry.....1986

Second Team

Bob Zawoluk.....1952

Alan Seiden.....1959

Tony Jackson.....1960, '61

Lloyd "Sonny" Dove.....1967


Chris Mullin.....1984

Mark Jackson.....1987

Malik Sealy.....1992

Third Team

Ron Artest.....1999



CONFERENCE AWARDS

ALL-BIG EAST

First Team

Reggie Carter.....1980

David Russell.....1982

Chris Mullin.....1983, '84, '85

Mark Jackson.....1986, '87

Walter Berry.....1986

Greg "Boo" Harvey.....1990

Malik Sealy.....1991, '92

David Cain.....1993

Felipe Lopez.....1998

Ron Artest.....1999

Erick Barkley.....2000

Marcus Hatten.....2002, '03

Lamont Hamilton.....2007

Dwight Hardy.....2011

D'Angelo Harrison.....2014

D'Angelo Harrison.....2015

Second Team

Wayne McKoy.....1980

David Russell.....1980, '81, '83

Chris Mullin.....1982

Bill Wennington.....1985

Walter Berry.....1985

Shelton Jones.....1988

Jayson Williams.....1989

Malik Sealy.....1990

Jason Buchanan.....1991

Shawnelle Scott.....1993

Zendon Hamilton.....1996, '97, '98

Bootsy Thornton.....1999

Lavor Postell.....2000

Sir Dominic Pointer.....2015

Third Team

Wayne McKoy.....1981

Frank Gilroy.....1981

Billy Goodwin.....1982, '83

Bill Wennington.....1984

Mike Moses.....1985

Willie Glass.....1986

Michael Porter.....1988

Robert Werdann.....1991

Lamont Middleton.....1993

Shawnelle Scott.....1994

Felipe Lopez.....1995, '97

Lavor Postell.....1999

Bootsy Thornton.....2000

Omar Cook.....2001

Daryll Hill.....2005

Honorable Mention

Anthony Mason Jr. (HM).....2008

Moe Harkless (HM).....2012

Jakarr Sampson.....2013

All-Rookie

David Russell	1980
Chris Mullin	1982
Mark Jackson	1984
Willie Glass	1984
Malik Sealy	1989
Felipe Lopez	1995
Zendon Hamilton	1995
Ron Artest	1998
Erick Barkley	1999
Anthony Glover	2000
Omar Cook	2001
Justin Burrell	2008
Moe Harkless	2012
D'Angelo Harrison	2012
Chris Obekpa	2013
JaKarr Sampson	2013
Rysheed Jordan	2014

BIG EAST Player of the Year

Chris Mullin	1983, '84, '85
Walter Berry	1986

BIG EAST Rookie of the Year

David Russell	1980
Moe Harkless	2012
JaKarr Sampson	2013

BIG EAST Defensive Player of the Year

Mark Jackson	1987
Sir'Dominic Pointer	2015

BIG EAST Most Improved Player

Dwight Hardy	2011
Sir'Dominic Pointer	2015

BIG EAST Sixth Man Award

Justin Burrell	2011
----------------------	------

LT. FRANK J. HAGGERTY**AWARD****MVP of college basketball in the Metropolitan area**

Jack "Dutch" Garfinkel	1941
Jim White	1942
Andrew "Fuzzy" Levane	1943
Dick McGuire	1944, '49
Bill Kotsos	1945
Ron MacGilvray	1952
Alan Seiden	1959
Tony Jackson	1961
LeRoy Ellis	1962
Lloyd "Sonny" Dove	1967
Bill Schaeffer	1973
George Johnson	1978
Chris Mullin	1983, '84, '85
Walter Berry	1986
Mark Jackson	1987
Greg "Boo" Harvey	1990
Malik Sealy	1991, '92
Felipe Lopez	1998
Ron Artest	1999
Marcus Hatten	2002
D'Angelo Harrison	2014
Sir'Dominic Pointer	2015

ST. JOHN'S HALL OF FAME**Name Year Inducted**

LeRoy Ellis	1984
James "Buck" Freeman	1984
Joe Lapchick	1984
Frank McGuire	1984
Dick McGuire	1984
Harry Boykoff	1985

Tony Jackson	1985
Mac Kinsbrunner	1985
Kevin Loughery	1985
Jack McMahon	1985
Lou Carnesecca	1986
Hy Gotkin	1986
Jack "Dutch" Garfinkel	1986
Andrew "Fuzzy" Levane	1986
Alan Seiden	1986
John Warren	1986
Lloyd "Sonny" Dove	1987
Reggie Carter	1987
Bill Schaeffer	1989
William McKeever	1990
Mel Davis	1990
Gerard Bush	1990
Frank Alagia	1991
John "Taps" Gallagher	1991
Marty Satalino	1991
George Johnson	1992
James White	1992
Bob McIntyre	1993
Solly Walker	1993
Alfred "Dusty" DeStefano	1994
Gerry Calabrese	1994
David Russell	1995
Billy Paultz	1996
Frank Gilroy	1998
Glen Williams	1999
Ron Rutledge	1999
Ken McIntyre	2001
Bill Wennington	2001
Walter Berry	2013
Malik Sealy	2014
Chris Mullin	2015

NAISMITH BASKETBALL HALL OF FAME

JOE LAPCHICK
Inducted 1966



FRANK MCGUIRE
Inducted 1976



AL MCGUIRE
Inducted 1992



LOU CARNESECCA
Inducted 1992



DICK MCGUIRE
Inducted 1993



CHRIS MULLIN
Inducted 2010

DEC. 6, 1907

St. John's plays its first varsity game, a 34-13 loss to NYU.

JAN. 3, 1908

St. John's gains its first varsity victory, 18-17 over Adelphi.

DEC. 10, 1908

Ted Jollon becomes the first St. John's player to score 20 points in a game, totaling 21 in a 47-20 win over Cathedral.

DEC. 3, 1909

St. John's defeats St. Stephen's 96-5, setting a school record for widest margin of victory and fewest points allowed.

FEB. 17, 1911

St. John's concludes 14-0 season with 32-27 win over Rochester. The team was named National Collegiate Basketball Champion by Helms Athletic Foundation.

JAN. 12, 1922

Vince O'Brien scores 29 of St. John's 31 points in a one-point loss to Fordham. (George Keenan had the other two.)

DEC. 3, 1927

Buck Freeman's first game as coach. St. John's beats CCNY 26-21.

DEC. 4, 1929

The "Wonder Five" plays together for the first time, defeating Columbus Council K of C 32-29 in overtime.

JAN. 25, 1930

St. John's suffers its only loss of a 23-1 season, 31-21 at Providence.

JAN. 19, 1931

In a special charity game arranged by Mayor Jimmy Walker, St. John's defeats CCNY 17-9. It is the first college game at Madison Square Garden.

FEB. 7, 1931

NYU tops the Wonder Five 27-23, snapping the longest winning streak in school history, 24 games over two seasons. It was the only loss in a 21-1 season.

FEB. 20, 1931

St. John's beats Carnegie Tech 24-18. The game is filmed for the first time for news purposes.

DEC. 31, 1931

St. John's defeats Manhattan 16-6 at Madison Square Garden as the Jaspers fail to score a field goal.

DEC. 9, 1932

First game in the "new" DeGray Gym. St. John's beats St. John's of Maryland 34-10.

DEC. 29, 1934

First regularly scheduled double-header at Madison Square Garden. St. John's loses to Westminster 37-33 after NYU defeats Notre Dame 25-18 in the opener.

MARCH 6, 1936

Buck Freeman coaches his last game, a 43-34 win over Providence. In nine seasons, Freeman compiled a 171-31 record for a winning percentage of .851, the highest in NCAA history.

DEC. 4, 1936

Joe Lapchick's first game as coach. St. John's beats Seton Hall 48-24.

FEB. 4, 1939

St. John's tops West Virginia 51-50 in what many consider the most exciting game played in DeGray Gym.

MARCH 15, 1939

St. John's makes its first appearance in the National Invitation Tournament and defeats previously unbeaten Roanoke 71-47. Bill Lloyd scores 31 to become the first St. John's player to break the 30-point mark.

MARCH 22, 1939

St. John's loses to Bradley 40-35 in the third place game of the NIT. Bill Lloyd, who led all scorers with 50 points over three games, is named Most Valuable Player of the tournament.

MARCH 10, 1941

St. Francis students kidnap Chief Blackjack and St. John's students kidnap St. Francis captain Tony Bragnetz. After an exchange, St. Francis beats St. John's 55-41.

FEB. 8, 1943

Harry Boykoff scores 45 points against St. Joseph's at Madison Square Garden in a 76-46 win. Boykoff becomes the first player in school history to break the 40-point mark.

MARCH 29, 1943

St. John's beats Toledo 48-27 to win the first of its six NIT championships. Harry Boykoff, who led all scorers with 56 points in three games, is named MVP.

APRIL 1, 1943

St. John's, the NIT champ, meets Wyoming, the NCAA champ, in the Red Cross Benefit game at Madison Square Garden. Wyoming won 52-47 in overtime.

MARCH 24, 1944

St. John's defeats DePaul 47-39 to win a second consecutive NIT championship. Bill Kotsoros is named MVP.

MARCH 30, 1944

St. John's plays Utah, the NCAA champ, in the Red Cross Benefit game at Madison Square Garden and loses 44-36.

FEB. 7, 1946

St. John's makes its first road trip by plane to play Boston College. The Redmen defeat the Eagles 69-44 at the Boston Garden.

FEB. 15, 1947

Harry Boykoff becomes the first St. John's player to score 1,000 career points in a 46-36 win over Niagara at Buffalo.

MARCH 11, 1947

Harry Boykoff scores 54 points to set a Madison Square Garden record as St. John's beats St. Francis 71-52.

MARCH 15, 1947

St. John's loses to North Carolina State in the opening round of the NIT. Joe Lapchick's last game before heading off to coach the New York Knicks of the fledgling NBA.

DEC. 17, 1947

Frank McGuire wins his first game as coach, 66-46 over Iona. Larry Jacobson scores 23 points.

JAN. 5, 1950

St. John's is ranked No. 1 in the first poll of the season released by The Associated Press. The Redmen held the top spot for one more week.

MARCH 3, 1950

Bob Zawoluk scores 65 points, the St. John's all-time record for a game, as St. John's beats St. Peter's 105-61 at DeGray. He finished the season with 588 points to become the first St. John's player to record more than 500 points and average more than 20 points a game (20.3).

JAN. 11, 1951

St. John's, ranked No. 11, knocks off No. 1 Bradley 68-59 at Madison Square Garden.

DEC. 17, 1951

Second-ranked St. John's travels to No. 1 Kentucky and suffers its worst defeat in school history, 81-40. It also is the largest margin of victory for a 1-2 matchup in college basketball history.

MARCH 22, 1952

St. John's beats No. 1 Kentucky 64-57 in the Eastern Regional of the NCAA tournament, avenging the worst loss in school history.

MARCH 26, 1952

St. John's falls to Kansas 80-63 in the NCAA championship game at Seattle.

MARCH 14, 1953

St. John's loses 58-46 to Seton Hall in the NIT championship game, after beating Saint Louis, La Salle and Duquesne.

DEC. 6, 1956

Joe Lapchick, after coaching the New York Knicks for nine seasons, returns as coach. St. John's beats Merchant Marine Academy 96-48.

DEC. 8, 1956

In the last game at DeGray Gym, St. John's beats Roanoke 103-65. St. Johns posted an all-time record at DeGray of 156 wins to only 11 losses for a .934 winning percentage.

FEB. 28, 1957

St. John's plays its longest game, a 61-59 triple-overtime loss to Manhattan at Madison Square Garden.

MARCH 15, 1958

St. John's beats Utah 71-70 in NIT semifinals in nationally televised game. Lou Roethel's shot at the buzzer wins it for the Redmen.

MARCH 21, 1959

St. John's takes its third NIT title with double-overtime victory over Bradley 76-71. MVP Tony Jackson sets a school record with 27 rebounds in the championship game.

DEC. 6, 1961

Alumni Hall opens with St. John's beating George Washington, 79-65.

DEC. 30, 1961

LeRoy Ellis sets a school record with 30 rebounds in a 77-58 win over NYU.

JAN. 13, 1962

Creighton's Paul Silas grabs 24 rebounds in a 72-52 loss to the Redmen, the most by an opponent at Alumni Hall.

MARCH 24, 1962

St. John's loses to Dayton 73-67 in the championship game of the NIT after beating Holy Cross and Duquesne.

JAN. 2, 1965

Unranked St. John's shocks No. 1 Michigan 75-74 to win ECAC Holiday Festival.

MARCH 20, 1965

Joe Lapchick finishes his long coaching career with a 55-51 victory over Villanova as St. John's wins its fourth NIT championship. Ken McIntyre scored 101 points in four games, including 42 against Boston College in the opening round, to win MVP.

DEC. 4, 1965

Lou Carnesecca's first game as coach. St. John's beats Georgetown 64-62 in overtime in Washington.



DEC. 28, 1968

St. John's begins a three-game stretch against the best in college basketball, beating second-ranked North Carolina 72-70 in the semifinals of the ECAC Holiday Festival.

DEC. 30, 1968

St. John's loses in the championship game of the Holiday Festival to top-ranked UCLA and Lew Alcindor, 74-56.

JAN. 4, 1969

St. John's meets second-ranked Davidson in Charlotte, N.C. and won 75-74 on Billy Paultz's last-second shot.

DEC. 29, 1969

In the Rainbow Classic in Honolulu, Pete Maravich of LSU scores 53 points in a 78-70 win over St. John's.

MARCH 21, 1970

After five seasons, Lou Carnesecca leaves St. John's to coach the New York Nets of the American Basketball Association. In his final game, St. John's lost 65-53 to Al McGuire and Marquette in the NIT championship game.

FEB. 20, 1971

St. John's records its 1,000th win with a 74-67 triumph over Temple at Alumni Hall.

FEB. 8, 1972

In an 86-75 win over Notre Dame, Mel Davis breaks the 1,000-point barrier in his 47th game. Davis reached the milestone in one less game than Bob Zawoluk had in 1951.

DEC. 16, 1972

Kermit Washington of American University matches the Alumni Hall record for most rebounds by an opponent, with 24 in a 79-75 win over St. John's.

DEC. 30, 1972

St. John's wins its third Holiday Festival title, beating South Carolina 86-79. Billy Schaeffer, who scored 104 points over four games, was named MVP. He finished the season with a 24.7 points per game average, still a single-season record.

MARCH 3, 1973

Ernie DeGregorio of Providence scores 43 points, the most by an opponent in Alumni Hall, in a 93-30 win over St. John's.

NOV. 30, 1973

Lou Carnesecca returned as coach and St. John's beat Jacksonville 69-64 in Clemson's IPTAY Tournament.

NOV. 28-29, 1975

St. John's debuts its own Joe Lapchick Memorial Tournament, defeating Colgate and Manhattan to win the title.

DEC. 12, 1975

Tennessee's "Ernie and Bernie Show" visits Alumni Hall. Ernie Grunfeld and Bernard King, both from New York, got a taste of city basketball as St. John's wins 79-70.

DEC. 30, 1978

Unranked St. John's beats No. 1 Duke 69-66 in the third-place game of the ECAC Holiday Festival at Madison Square Garden. Duke had lost to Ohio State and St. John's lost to Rutgers in the first round of the tournament.

MARCH 9 & 11, 1979

Despite being the last team invited to the NCAA Tournament, St. John's advanced to the East Regionals by defeating Temple and Duke. With St. John's defeating Duke 80-78 and Penn beating North Carolina on March 11, this day is remembered as "Black Sunday" in the ACC.

MARCH 16, 1979

St. John's advances to the East Regional final of the NCAA Tournament by defeating Rutgers 67-65.

MARCH 18, 1979

St. John's falls three points shy of the Final Four, losing to Penn 64-62 in the East Regional Final.

MAY 8, 1979

The athletic directors from Georgetown, Providence, St. John's and Syracuse agree to form a multi-sports conference.

MAY 31, 1979

The original four schools, along with Boston College, Connecticut and Seton Hall, formally announces the new conference. A month later, "The BIG EAST" became official.

JAN. 5, 1980

St. John's defeats Connecticut 83-73 in its first BIG EAST Conference game. It was the first game produced and televised by The BIG EAST Conference Television Network.

FEB. 1, 1980

St. John's wins its 17th straight game, 64-63 over Rhode Island at Providence, for what was then a "modern" St. John's record.

FEB. 3, 1980

St. John's loses to eventual national champion Louisville 76-71 in the first nationally-televised game at Alumni Hall. The loss snapped a 17-game winning streak.

FEB. 16, 1980

Syracuse edges St. John's 71-70 forcing a three-way tie for first place in the BIG EAST Conference.

NOV. 20, 1982

St. John's defeats Michael Jordan and defending national champion North Carolina 78-74 in overtime in the Tip-Off Classic in Springfield, Mass. Chris Mullin and Kevin Williams are named Co-MVPs.

JAN. 8, 1983

For the second consecutive year, St. John's faces Georgetown before a sellout crowd at Madison Square Garden. The Redmen avenge a 30-point loss in 1982 with a 76-67 victory.

MARCH 12, 1983

St. John's captures its first BIG EAST tournament title with an 85-77 win over Boston College. Chris Mullin is named MVP.

FEB. 11, 1984

Lou Carnesecca becomes St. John's all-time winningest coach with an 84-65 victory over Connecticut. It was Carnesecca's 335th career win, surpassing his mentor, Joe Lapchick.

FEB. 21, 1984

St. John's, behind Chris Mullin's 33 points, shocks second-ranked Georgetown 75-71 at the Cap Centre. This was the Hoyas' last loss of the season en route to the national championship.

DEC. 12, 1984

Chris Mullin surpasses Bob Zawoluk as the all-time leading scorer in St. John's history in a 77-51 win over Davidson.

DEC. 15, 1984

St. John's is shocked 62-59 by Niagara. The Purple Eagles were the only team other than Georgetown to beat St. John's that season.

JAN. 14, 1985

The famous Lou Carnesecca sweater makes its debut in an 87-56 victory over Pittsburgh at Fitzgerald Field House.

JAN. 23, 1985

Chris Mullin scores his 2,000th career point in an 82-80 overtime win against Syracuse at Madison Square Garden.

JAN. 26, 1985

St. John's, ranked third, snaps Georgetown's 29-game winning streak with a 66-65 win over the top-ranked Hoyas at the Cap Centre. Two days later, the Redmen were voted No. 1 in The Associated Press poll.

FEB. 17, 1985

St. John's beats DePaul 93-80 before 6,597 fans, the largest crowd ever in Alumni Hall.

FEB. 23, 1985

St. John's defeats Syracuse 88-83 for its 14th straight BIG EAST Conference victory.

FEB. 25, 1985

St. John's, holding the nation's longest current winning streak at 19 games, receives all 64 first-place votes in The Associated Press poll. It was the first time St. John's was a unanimous choice since taking the No. 1 ranking from Georgetown on Jan. 28.

FEB. 27, 1985

No. 1-ranked St. John's loses 85-69 to No. 2 Georgetown at Madison Square Garden, snapping a 19-game winning streak and a 14-game conference winning streak.

MARCH 2, 1985

St. John's defeats Providence 72-53, ending the conference regular season with a record-breaking 15-1 mark and clinching its only outright regular-season title in the BIG EAST.

MARCH 9, 1985

No. 2 St. John's loses, 92-80, to No. 1 Georgetown in The BIG EAST tournament championship game.

MARCH 22, 1985

St. John's beats Kentucky, 86-70, in the NCAA West Regional to become the first Redmen team to win 30 games in a season.

MARCH 24, 1985

St. John's defeats North Carolina State 69-60 in the West Regional final to reach the Final Four for the first time since 1952.

MARCH 30, 1985

St. John's, one of three BIG EAST teams in the Final Four, loses to conference rival Georgetown 77-59 in the semifinals. Villanova defeats Memphis State in the first semifinal and beats Georgetown two days later for the NCAA title.

MARCH 8, 1986

Ron Rowan's jumper with eight seconds left and Walter Berry's block on Syracuse's Pearl Washington leads the Redmen to their second BIG EAST tournament title with a 70-69 victory over the Orangemen. This was coach Lou Carnesecca's 400th career win.

NOV. 28, 1986

St. John's sets a then-school record by scoring 126 points against Southern University at Alumni Hall. Willie Glass led the team with 33 points.

MARCH 29, 1989

St. John's defeats St. Louis 73-65 to capture the school's fifth NIT title. Jayson Williams was named MVP.

FEB. 14, 1990

Greg "Boo" Harvey scores 40 points and hits a 3-pointer at the buzzer to seal a 90-81 overtime victory against Seton Hall. This marked the first time a St. John's player scored 40 points since Billy Schaeffer against Grambling in 1972.

NOV. 24, 1990

St. John's scores a school-best 135 points against Central Connecticut State in the final of the Lapchick Tournament. St. John's wins 135-92, setting a school record for most points by two teams (227) in a game. Malik Sealy scored 43 points to break Billy Schaeffer's record for most points by a St. John's player at Alumni Hall.

FEB. 2, 1991

Lou Carnesecca wins his 500th game. Jason Buchanan scores 26 points to lead the team past Seton Hall, 81-65, at Madison Square Garden.





JAN. 11, 1992

Malik Sealy becomes the second St. John's player to surpass the 2,000-career point mark as St. John's defeats Boston College, 85-72, at Alumni Hall.

JAN. 31, 1992

Lou Carnesecca is elected to the Naimsmith Memorial Basketball Hall of Fame.

APRIL 13, 1992

Lou Carnesecca retires as head basketball coach with a 526-200 career record.

MARCH 1, 1993

St. John's clinches a second-place finish in the BIG EAST with a 90-70 win over Syracuse at Madison Square Garden. St. John's was chosen to finish ninth in the preseason poll. Brian Mahoney would be named conference Coach of the Year.

MARCH 11, 1994

St. John's loses to Connecticut in the quarterfinals of the BIG EAST tournament, marking the first losing season and the first time St. John's did not appear in a postseason tournament in 30 years.

AUGUST 1994

St. John's changes its nickname to the Red Storm.

DEC. 22, 1994

St. John's beats Fordham 76-65 at Alumni Hall to record the school's 1,500th victory and become the fourth NCAA Division I institution to reach that milestone. North Carolina, Kentucky and Kansas were the others.

NOV. 25, 1995

St. John's loses 83-77 to Cal-Irvine in the finals of the last Lapchick Tournament. The loss was the first ever in the Lapchick. St. John's had won the previous 20 titles and went into the game with a 41-game tournament winning streak.

FEB. 7, 1998

Felipe Lopez surpasses Bob Zawoluk to become the school's third all-time leading scorer after posting 17 points against West Virginia. Lopez finished his career with 1,926 points.

JAN. 24, 1999

In one of the best college games ever played at Madison Square Garden, No. 2 Duke beats No. 8 St. John's 92-88 in overtime before a sellout crowd. Seven players foul out and Bootsie Thornton of St. John's scores a career-high 40 points.

MARCH 20, 1999

Ohio State beats St. John's 77-74 to win the South Regional of the NCAA tournament. Lavor Postell is named to the all-regional team.

FEB. 26, 2000

St. John's beats No. 2 Duke, 83-82, before a raucous crowd at Cameron Indoor Stadium to become the first team in NCAA history to defeat the national champion and runner-up from the previous season. St. John's downed Connecticut 79-64 at Madison Square Garden six days earlier.

MARCH 11, 2000

Erick Barkley returns from a brief "leave of absence"

to lead St. John's to its first BIG EAST tournament title in 14 years. Backcourtmate Bootsie Thornton was named Most Outstanding Player in an 80-70 win over Connecticut.

NOV. 18, 2000

Freshman Omar Cook sets the single-game assist record at St. John's with 17 in a 92-61 win against Stony Brook.

FEB. 9, 2002

Marcus Hatten scores 34 points to lead St. John's to an 85-83 overtime win against Connecticut at Madison Square Garden. Hatten set a Big East record by making 21 of 25 free throws.

JAN. 27, 2003

Marcus Hatten totals 26 points in a 74-68 loss to Connecticut. Hatten, with 1,006 points, reached the 1,000-point mark in 48 games, one shy of matching Mel Davis' school record.

MARCH 2, 2003

Marcus Hatten amasses a game-high 29 points to lift St. John's to a stunning 72-71 upset of Duke at Madison Square Garden. St. John's trailed 71-60 with 4:05 remaining.

MARCH 6, 2003

Marcus Hatten scores a career-high 44 points, 31 in the second half, in a 75-59 win over Rutgers at Madison Square Garden.

MARCH 10, 2003

Marcus Hatten finishes his BIG EAST career averaging 23.0 points, bettering the league's all-time scoring record of 22.6, set by former Georgetown guard Allen Iverson.

APRIL 4, 2003

St. John's beats BIG EAST rival Georgetown 70-67 in the NIT championship game at Madison Square Garden. Marcus Hatten was chosen MVP. The title was vacated by the NCAA in 2006.

NOV. 23, 2004

Alumni Hall, home to the basketball program since 1961, is renamed Carnesecca Arena to honor the program's winningest head coach. St. Francis (N.Y.) spoiled the festivities with a 53-52 victory.

SEPT. 8, 2005

St. John's opens Taffner Field House, named for longtime program supporters Eleanor and Donald Taffner, to serve as a state-of-the-art practice, training and locker room facility.

JAN. 20, 2006

In a formal ceremony at Carnesecca Arena, "Legacy Honors" are bestowed on 10 of the greatest names in St. John's basketball history. Banners were raised to commemorate the outstanding contributions of Walter Berry, Lou Carnesecca, Sonny Dove, Mark Jackson, Tony Jackson, Joe Lapchick, Dick McGuire, Chris Mullin, Malik Sealy and Alan Seiden.

JAN. 21, 2006

With scores of St. John's legends in attendance, the Red Storm shocks the college basketball world with a 55-50 victory over the ninth-ranked and then-undefeated Pittsburgh Panthers. Junior forward Lamont Hamilton scores 24 points, including four in the final :31.8 of the contest, to seal the win.

MARCH 31, 2010

St. John's introduces Steve Lavin as its 19th head men's basketball coach at a news conference in Taffner Field House.

JAN. 30, 2011

St. John's defeats No. 3 Duke, 93-78, before a sellout crowd of 19,353 at Madison Square Garden. Dwight Hardy led the Red Storm with 26 points (9-13 FG).

MARCH 18, 2011

St. John's made its first NCAA Tournament appearance since 2002 and the 27th in school history. The sixth-seeded Red Storm fell to No. 11 Gonzaga, 86-71, in the opening game of the Southeast Region in Denver.

DEC. 8, 2012

Chris Obekpa engraved his name in the St. John's record book with a single game record 11 blocks in a 58-47 win over Fordham at Madison Square Garden in the Holiday Festival. Obekpa finished the season with a school record 133 blocks.

MARCH 8, 2013

Commissioner Michael Aresco announced a split of the BIG EAST Conference effective July 1, 2013. St. John's and the league's six other Catholic schools would take the BIG EAST name and stage its postseason tournament at Madison Square Garden.

MARCH 20, 2013

Presidents of the new BIG EAST Conference's seven member schools announced an unprecedented partnership with FOX Sports. FOX Sports, and its new national cable network, FOX Sports 1, acquired exclusive media rights to the conference as part of a 12-year contract that was detailed during a press conference in the midtown Manhattan studios of FOX News.

JULY 1, 2013

A founding member of the BIG EAST Conference in 1979, St. John's ushered in a new era for the league along with DePaul, Georgetown, Marquette, Providence, Seton Hall and Villanova. Butler, Creighton and Xavier officially joined the reborn 10-member conference that was returning to its basketball centered roots.

DEC. 6, 2014

St. John's earned a 69-57 victory over Syracuse before 24,884 fans at the Carrier Dome. Phil Greene IV scored 11 straight points in the last four minutes to help snap the Orange's 55-game non-conference home win streak, which was the second-longest active streak in the nation. D'Angelo Harrison recorded a game-high 24 points to lead St. John's to its first win over Syracuse at the Carrier Dome since the 1998-99 season.

FEB. 3, 2015

D'Angelo Harrison became only the third player in St. John's history to reach the 2,000-point plateau. Harrison reached the career milestone with a free-throw at 3:51 in the first half against Butler at historic Hinkle Fieldhouse in Indianapolis.

MARCH 20, 2015

St. John's made its 28th appearance in the NCAA Tournament. The ninth-seeded Red Storm fell to eighth-seeded San Diego State, 76-64, at Time Warner Cable Arena in Charlotte, N.C.

APRIL 1, 2015

Thirty years after leading St. John's to the Final Four, Chris Mullin was introduced as the 20th head coach in program history with a press conference in Carnesecca Arena.

In January of 2006, St. John's University celebrated the outstanding contributions of 10 individuals by conferring 'Basketball Legacy Honors' upon them. Permanent banners in Madison Square Garden and Carnesecca Arena hang during all Red Storm basketball games to commemorate their tremendous athletic achievements.

The criteria decided upon for Basketball Legacy Honors extends far beyond wins and losses, or points and rebounds. The selection committee took several additional aspects into account, including athletic achievement, citizenship, character, team success and national awards to go along with individual statistics.

While the initial list of 10 was recognized, St. John's plans to continue the Basketball Legacy Honors program in the future.

COACH JOE LAPCHICK

Joe Lapchick was the first talented big man to play in the collegiate ranks. He was inducted into the Naismith Basketball Hall of Fame in 1966 as an original member of the Celtics travel team from the era of the "Roaring 20's." The "Big Indian," as he was called, had a career in basketball that virtually spanned the game from its true beginning to its full growth.

He coached at St. John's from 1936-1947, left to roam the sidelines for the New York Knicks from 1947-1956, where upon he returned to lead the Redmen until his retirement in 1965. He won 334 games during his tenure, among those were four National Invitation Tournament titles (1943, 1944, 1959 and 1965).

University officials recognized Lapchick for his many accomplishments by naming a regular season tournament (The Joe Lapchick Memorial) in his honor. In 1985 he was unanimously chosen as part of the first induction class to enter the St. John's Athletic Hall of Fame. Lapchick died on August 10, 1970.

COACH LOU CARNESECCA

What can you say about this Hall of Famer that hasn't already been said? Lou Carnesecca is a legend in New York and college basketball circles worldwide. He is synonymous with St. John's Basketball, having coached at the University for 24 seasons.

During those 24 seasons he never failed to qualify for a postseason tournament (18 NCAAAs and six NITs). "Loogie," as he is affectionately called, compiled a record of 526 wins and 200 losses and directed the team to 20 or more victories in a season on 18 separate occasions.

Carnesecca was inducted into the Naismith Basketball Hall of Fame in Springfield, Mass., in 1992. In 1991, he became only the 30th NCAA Division I coach to reach the 500 career victory mark. In 1988-89, he directed his team to a record fifth NIT title.

His NCAA teams were successful advancing to the Final Four in 1985, to the Eastern Regional Final in 1979 and to the regional semifinals in 1967, 1969, 1983 and 1991.

Carnesecca's record in regular season tournaments is also impressive. He won 17 Lapchick Tournaments and eight ECAC Holiday Festival crowns. In 13 tough years of BIG EAST Conference competition, Carnesecca's teams had a regular season record of 112-65 and

were 13-11 in the tournament. He also tied for the regular season title three times and won it outright once.

Carnesecca was named BIG EAST Coach of the Year three times and chosen Metropolitan Area Coach of the Year six times by the New York Basketball Writers Association. In addition, he has two BIG EAST titles to his credit, winning in the 1983 and 1986 seasons.

NO. 20 CHRIS MULLIN

At 6-6 from Brooklyn, N.Y., Chris Mullin is the most honored player in St. John's history. The consensus All-American's sharp outside shooting from the floor, his dead-eye accuracy from the free-throw line, his keen basketball sense, his leadership both on and off the court and his total devotion to the game of basketball led him to become, arguably, the greatest player in St. John's history.

In his rookie season, he was named the MVP of both the Lapchick Tournament and ECAC Holiday Festival. He was second team All-BIG EAST and first team All-Rookie. Named the Metropolitan Sports Writers Rookie of the Year, Mullin averaged 16.6 points per game and became the school's top freshman scorer with 498 points.

There was no sophomore jinx for Mullin his second year. He led the team with a 19.1 scoring average and became only the fourth St. John's player to score 1,000 points in his first two seasons. He swept all of the major BIG EAST awards that year as he was named Player of the Year, MVP of the Tournament and first team all-conference. He was also named a third team All-American by UPI. He won the Haggerty Award that season, which is symbolic of being collegiate basketball's MVP for the metropolitan area.

In his junior year, he earned a place on just about every All-America team, averaging a team-high 22.9 points per game. He led the BIG EAST in scoring with a 24.9 mark and was named Co-Conference Player of the Year. He became the conference's all-time leading scorer and was named first team all-conference. That summer he was a key member of the gold medal winning Olympic team.

Besides leading St. John's to the Final Four his senior year and a No. 1 ranking by both the UPI and AP polls for several weeks, Mullin was the recipient of the John R. Wooden Award, which is given to the nation's top collegiate basketball player. Mullin was a consensus first team All-American, was named UPI's Player of the Year and District II Player of the Year.

He surpassed Bob Zawoluk as the school's all-time leading scorer and became the first St. John's player to total 2,000 points in a career. Mullin was not just a scoring machine; in his four years at St. John's he also broke then-records for steals, field goals made, free throws and free throw percentage. He also ranks among the top five in assists.

Chris Mullin's Career Statistics

Year	G	FG	Pct.	FT	Pct.	Reb.	Avg.	Pts.	Avg.
1981-82	30	175-328	53.4	148-187	79.1	97	3.2	498	16.6
1982-83	33	228-395	57.7	173-197	87.8	123	3.7	629	19.1
1983-84	27	225-394	57.1	169-187	90.4	120	4.4	619	22.9
1984-85	35	251-482	52.1	192-233	82.4	169	4.6	694	19.8
Totals	125	679-1599	550	682-804	848	509	4.1	2,440	19.5



JOE LAPCHICK



LOU CARNESECCA



CHRIS MULLIN



WALTER BERRY



MARK JACKSON



MALIK SEALY

NO. 21 WALTER BERRY

Walter Berry played just two seasons with St. John's but his impact was tremendous. The "Truth," as he was known, transferred to St. John's from San Jacinto Junior College where he was named the National Junior College Player of the Year, averaging 28.9 points and 14 rebounds.

He emerged as one of the top newcomers in the nation in his first season at St. John's, helping lead the team to the Final Four. He earned second team All-BIG EAST honors and first team All-Metropolitan honors that season. He averaged 17.0 points per game which was second on the team behind Chris Mullin. He shattered the school single-season scoring record as a senior, scoring 828 points.

As a senior, he was the recipient of the John R. Wooden Award, given by the Los Angeles Athletic Club to the nation's top collegiate player. He was also awarded the Adolph R. Rupp Trophy, given to the player of the year in college basketball by the Associated Press. Berry's biggest honor was being selected the Kodak Player of the Year by the National Association of Basketball Coaches. He was the UPI Player of the Year, The Sporting News Player of the Year, Basketball Weekly Player of the Year, CBS/Chevrolet Player of the Year and the BIG EAST Player of the Year. He earned these honors by averaging 23.0 points and 11.1 rebounds per game.

Berry was named to the AP and UPI first-team All-America squads. He became only the fifth player in St. John's history to reach the 1,000-point mark in two seasons.

Walter Berry's Career Statistics

Year	G	FG	Pct.	FT	Pct.	Reb.	Avg.	Pts.	Avg.
*1983-84	35	419-625	6.70	174-270	6.44	489	14.0	1,013	28.9
1984-85	35	231-406	5.88	134-187	7.17	304	8.7	596	17.0
1985-86	36	327-547	5.98	174-248	7.02	399	11.1	828	23.0
Totals	71	558-953	5.86	308-435	7.08	703	9.9	1,424	20.1

*San Jacinto J.C. (not included in totals)

NO. 13 MARK JACKSON

The greatest assist man in St. John's history, Mark "Action" Jackson totaled a school record 738 assists. He was named to the BIG EAST All-Rookie team after dishing out 108 assists as a freshman.

He was the "sixth man" on St. John's Final Four team, ranking third on the team in assists with 109 and second in field goal percentage with .564. He emerged as one of the premier point guards in the nation during his junior season, dealing a then-NCAA record 328 assists, which still ranks as the fifth-best collegiate single-season effort of all time. His 150 assists in BIG EAST games was also a league record. Jackson proved to be a capable scorer as he averaged 11.3 points per game. He was named first team All-BIG EAST and All-Met and was an AP honorable mention All-American.

In his senior season, Jackson was named the BIG EAST Conference's Defensive Player of the Year. He was a second team All-America selection by AP, UPI and Basketball Weekly. He

was the co-recipient of the Haggerty Award, given to the MVP of the metropolitan area, and was a first team All-BIG EAST selection. Jackson averaged 18.9 points per game his senior season and finished his career with 1,328 points.

Mark Jackson's Career Statistics

Year	G	FG	Pct.	FT	Pct.	Reb.	Avg.	Pts.	Avg.
1983-84	30	61-106	5.75	53-77	6.88	108	3.6	175	5.8
1984-85	35	57-101	5.64	66-91	7.25	109	3.1	180	5.1
1985-86	36	151-316	4.78	105-142	7.39	328	9.1	407	11.3
1986-87	30	196-389	5.04	125-155	8.06	193	6.4	566	18.9
Totals	131	465-912	5.10	349-465	7.50	738	5.6	1,328	10.1

NO. 21 MALIK SEALY

Malik Sealy is one of only three players in St. John's history to score more than 2,000 points for his career. His 2,402 career points places him second, only behind Chris Mullin, on the school's all-time scoring chart.

In his freshman season, he finished second on the team with a 12.9 points per game average and 197 rebounds, and also totaled 36 steals, 21 blocks and 67 assists, helping the team to a record fifth NIT title. He was named to the BIG EAST All-Freshman team and was voted Rookie of the Year in the New York Area by the Metropolitan Basketball Writers Association. In his sophomore season, Sealy became only the sixth player in St. John's history to reach 1,000 points in just two seasons. He averaged 18.1 points a game, scoring 616 for the year, the ninth-highest total in school history. He was named second team All-BIG EAST and first team All-Met that season.

As a junior, Sealy emerged as one of the top players in the nation. He averaged 22.1 points per game, which helped lead his team to an Elite Eight finish in the NCAA Tournament. Along with being named first team All-BIG EAST, Sealy was honored with the Haggerty Award, which is given to the MVP of collegiate basketball in the metropolitan area. His 707 points that season is the third-highest ever in St. John's history. He was named MVP of the Lapchick Tournament that year after a 43-point performance against Central Connecticut State in the championship game. That marked the highest point total by a player in Alumni Hall history, a record that still stands today.

In his final season, Sealy was a consensus second team All-American, averaging 22.6 points per game. He was named the MVP of both the Lapchick Tournament and ECAC Holiday Festival, as well as being named first team All-BIG EAST.

Sealy scored in double figures in 102 consecutive games, breaking Chris Mullin's record of 100 straight games. Sealy holds many records for St. John's, including most career field goals (900) and most career steals (238).

Malik Sealy's Career Statistics

Year	G	FG	Pct.	FT	Pct.	Reb.	Avg.	Pts.	Avg.
1988-89	31	333-516	6.45	67-120	5.58	197	6.4	400	12.9
1989-90	34	227-432	5.25	159-213	7.46	233	6.9	616	18.1
1990-91	32	263-535	4.92	165-222	7.43	247	7.7	707	22.1
1991-92	30	247-523	4.72	169-213	7.93	203	6.8	679	22.6
Totals	127	900-1823	4.94	560-768	7.29	880	6.9	2,402	18.9

NO. 21 DICK MCGUIRE

To those St. John's alumni and fans of the 1940s and 1950s, there will always be one player – Dick McGuire. The numbers, of course, do not tell the story as the stats of today were not a part of McGuire's game. His playmaking ability, his superb court sense and his ball handling under fire are more representative of his career, and it was those qualities which brought him to the Naismith Memorial Hall of Fame in Springfield, Mass.

McGuire was a soft-spoken man who bore the nickname "Mumbles" for his quick and jumbled ways of conversation, and "Tricky Dicky" for his moves through the defense.

McGuire came to St. John's in 1943-44, a year St. John's won its second consecutive NIT title. He was given the first of two Haggerty Awards as New York City's outstanding collegiate player. Returning to St. John's after the war, he won a second Haggerty in 1949 while playing alongside his brother, Al. He joined the New York Knicks for the 1949-50 season and his long career in the NBA included service with the Detroit Pistons as a player-coach and with the Knicks as a bench coach. You really can't explain Dick McGuire's brilliance if you did not see him play, for seeing him under game pressure was the only evidence to make you believe.

Dick McGuire's Career Statistics

Year	G	FG	FT	Pct.	Pts.	Avg.
1943-44	16	43	20-42	.476	106	6.6
1946-47	22	64	40-70	.571	168	7.6
1947-48	22	78	73-117	.624	229	10.4
1948-49	24	119	69-121	.570	307	12.8
Totals	84	304	202-350	.577	810	9.6

NO. 55 LLOYD "SONNY" DOVE

Lloyd "Sonny" Dove ranks 11th on the St. John's all-time scoring list with 1,576 career points and is second only to George Johnson as STJ's all-time leading rebounder with 1,036 career boards. Dove and Johnson are the only two St. John's players ever to score more than 1,000 career points and grab more than 1,000 career rebounds.

Dove played from 1964-67. In his first season, he averaged 13.8 points per game and led the team with an 11.7 rebounds per game average for Coach Joe Lapchick. He was named to the Holiday Festival All-Star team and to the NIT All-Tournament team that year. In his second season with the team and first with new head coach Lou Carnesecca, Dove was named to several All-America teams including, first team All-America by the Helms Athletic Foundation and The Sporting News, and a third team All-America by AP and UPI. Dove averaged 21.2 points per game and 14.2 rebounds per game that season, which also earned him first team All-Metropolitan honors.

In his final season at St. John's, Dove was once again named to several All-America teams including first team All-America by the Helms Athletic Foundation and The Sporting News, second-team All-America by UPI and third-team All-America by AP. The New York

writers named him the winner of the Haggerty Trophy, the metropolitan area's college basketball MVP. He averaged 22.4 points per game and 11.8 boards. Dove set the then-St. John's record in 1967 with 242 field goals in a season (which currently ranks eighth-best) and became the first St. John's player to ever grab 1,000 rebounds for a career.

Lloyd "Sonny" Dove's Career Statistics

Year	G	FG	Pct.	FT	Pct.	Reb.	Avg.	Pts.	Avg.
1964-65	29	160-331	.483	79-123	.642	338	11.7	399	13.8
1965-66	26	216-452	.478	119-170	.700	369	14.2	551	21.2
1966-67	28	242-513	.472	142-211	.673	329	11.8	626	22.4
Totals	83	618-1296	.473	340-504	.675	1,036	12.5	1,576	19.0

NO. 24 TONY JACKSON

Tony Jackson, a native of Brooklyn, starred for St. John's on the hardwood under Joe Lapchick, lettering three times from 1958-59 to 1960-61. A two-time consensus All-American, Jackson is currently listed 10th among all-time St. John's scoring leaders with 1,603 points. He is also third on the all-time rebounding list with 991 career boards. In his first season in 1958-59, Jackson helped the team to the Postseason NIT title, scoring 20.0 points per game. That year he was named Most Valuable Player of both the NIT and the ECAC Holiday Festival. He set a then-school record that season with 27 rebounds in one game (which currently ranks second best).

In his second season in 1959-60, Jackson earned consensus All-America honors and led St. John's with a 21.2 ppg scoring average, surpassing the 1,000-point plateau, while averaging 12.9 rebounds per game as well.

In his senior year, Jackson was the recipient of All-America accolades and won the Haggerty Award, given to the best collegiate basketball player in the metropolitan area. Jackson averaged 22.0 ppg that year.

Jackson was drafted with the first pick in the third round of the 1961 NBA Draft by the New York Knickerbockers. In 1968, he joined the ABA's New Jersey Americans, where he scored 19.4 ppg. In 1969, Jackson played for three ABA teams: the Houston Mavericks, the Minnesota Pipers and the New York Nets. He finished his ABA career with a 15.9 ppg scoring average.


Tony Jackson's Career Statistics

Year	G	FG	Pct.	FT	Pct.	Reb.	Avg.	Pts.	Avg.
1958-59	26	215-470	.457	91-130	.700	401	15.4	521	20.0
1959-60	25	187-463	.404	157-195	.805	322	12.9	531	21.2
1960-61	25	203-*	-	145-180	.805	268	10.7	551	22.0
Totals	76	605-*	-	393-505	.778	991	13.0	1,603	21.1

* Statistics unavailable



DICK MCGUIRE



LLOYD "SONNY" DOVE



TONY JACKSON



ALAN SEIDEN

NO. 33 ALAN SEIDEN

One of the great guards in St. John's history, Alan Seiden is tied for 20th on St. John's all-time career scoring chart and is listed among program leaders in six free throw categories. He averaged double-figures every season of his career, including as a sophomore in 1957, when the sophomore was the team's second leading scorer with 273 points and a 11.9 points per game average.

As a junior in 1958, Seiden was named a Helms Foundation second team All-American. St. John's earned an appearance in the Post-season NIT and finished fourth, where Seiden performed exceptionally, averaging 21.0 points per game in the tournament. During the season, Seiden was the leading scorer for St. John's with 531 points (20.4 points per game) and 95 rebounds.

In 1959, Seiden repeated as team captain and had one of the greatest individual seasons in school history. Named a Helms and NEA first team All-American, and a Converse and Sporting News second team All-American, Seiden led the team in scoring for the second consecutive season with 570 points. He added 102 rebounds as well, and scored a career-high 38 points in a mid-season game against Loyola (Illinois). That year, Seiden led St. John's to a 17-7 record and a No. 17 (UPI) ranking. In the NIT, the unseeded Redmen defeated Villanova, St. Bonaventure and Providence to reach the tournament final. In the championship game, Seiden scored a game-high 22 points and St. John's downed Bradley, 76-71, in overtime.

Seiden's Career Statistics

Year	G	FG	Pct.	FT	Pct.	Reb.	Avg.	Pts.	Avg.
1956-57	23	92-248	.375	87-137	.635	88	3.8	273	11.9
1957-58	26	174-431	.404	183-226	.810	95	3.7	531	20.4
1958-59	26	188-446	.422	194-252	.770	102	3.9	570	21.9
Totals	75	455-1125	.404	464-615	.754	285	3.8	1,374	18.3



FRANK ALAGIA

FRANK ALAGIA

The best of the little men ever to play at St. John's, Frank Alagia played from 1972-76, and was Frank Mulzoff and Lou Carnesecca's floor leader. He finished his illustrious St. John's career with 478 assists, which was the most in school history until Mark Jackson (738), Jason Buchanan (665) and Eugene Lawrence (520) surpassed that mark. In addition, Alagia was one of only two players to win the Francis Pomeroy Naismith Award as the National Player of the Year for players 6-0 and under. Alagia led four St. John's teams to a combined 83-30 record and successful postseason accomplishments. In 1974-75, the team lost the consolation game of the NIT Final Four to Oregon in overtime, 80-76. In 1975-76, the team made it to the ECAC Championship before losing a thriller to Rutgers, 70-67, and was then ousted by Indiana in the NCAA Tournament.

Frank Alagia's Career Statistics

Year	G	FGM	FGA	PCT	FTM	FTA	PCT	REB	Avg.	PTS.	Avg.
1972-73	26	65-135	.481	61-84	.723	22	0.8	191	7.4		
1973-74	20	69-177	.389	70-87	.804	34	1.7	208	10.4		
1974-75	31	56-151	.370	77-110	.700	45	1.4	189	6.0		
1975-76	29	93-236	.394	112-113	.991	81	2.8	298	10.3		
Totals	106	283-699	.405	320-394	.812	182	1.7	886	8.4		

GUS ALFIERI

Some things you have to take in pairs, and along with backcourt mate Alan Seiden, Gus Alfieri made up one of the finest tandems in school history. Alfieri and Seiden piled up victories in the late 1950s and starred in the 1959 NIT final with an overtime victory over Bradley. The duo were adept at reading each other's games, and also in seeing inside their opponents' to set up scoring plays that boggled the mind. Alfieri recorded a pair of double-figure scoring seasons, but statistics only tell part of his story. Alfieri and Seiden played as if joined at the hip, and they played basketball with a boundless joy.

Gus Alfieri's Career Statistics

Year	G	FG	Pct.	FT	Pct.	Reb.	Avg.	Pts.	Avg.
1956-57	20	33-76	.434	33-59	.559	53	2.7	99	5.0
1957-58	26	125-288	.434	111-158	.702	145	5.6	361	13.9
1958-59	26	117-267	.438	85-109	.780	98	3.8	319	12.3
Totals	72	275-631	.436	229-326	.702	296	4.1	779	10.8



GUS ALFIERI

RON ARTEST

Ron Artest was a first team All-BIG EAST selection as a sophomore after being named to the All-Rookie team following his freshman season. He declared for the NBA Draft following the 1998 NCAA Tournament, leaving St. John's 93 points shy of becoming a 1,000-point scorer. A solid all-around player, he averaged 13.1 points, 6.3 rebounds, 3.2 assists and 1.9 steals per game. He connected on 44.5 percent of his field goals (335-of-753) and 35.5 percent of his 3-pointers (92-of-259). He ranks tied for seventh all-time with 92 career 3-pointers.

Artest was a unanimous selection to the BIG EAST All-Rookie Team after finishing third on the team in scoring (11.6 ppg) and third in rebounding (6.3 rpg) in 1998. He also earned conference rookie of the week honors four times during the season, and was named to the BIG EAST Conference All-Tournament team after averaging 28 points and 14 rebounds in the Red Storm's two games.

Ron Artest's Career Statistics

Year	G	FG	FGA	Pct.	3FGA	Pct.	A	R	Ass.	Pts.	Avg.
1997-98	32	139	335	.415	34	104	32.7	62	52	201	6.3
1998-99	37	196	418	.469	58	155	37.4	156	76	232	6.3
TOTALS	69	335	753	.445	92	259	.355	218	128	433	6.3

HARRY BOYKOFF

Harry Boykoff played his first season in 1942-43 and led St. John's to its first NIT title with a team-leading 16.6 scoring average. The 6-9 center earned the MVP award of the sixth annual NIT after scoring 56 points in the three games. He was named to several All-America teams that year, including a selection on the All-America basketball team that appeared in The Sporting News, then the national sports newspaper. Boykoff also broke the Madison Square Garden record with a 45-point scoring spree against St. Joseph's.

Boykoff reappeared in 1945-46 after serving in the U.S. military during World War II. He led the team that year with a 16.5 scoring average and again the following year with a 16.7 mark. In that final season, Boykoff became the first St. John's player ever to score 1,000 career points.

Harry Boykoff's Career Statistics

Year	G	FG	FT	Pct.	Pts.	Avg.
1942-43	24	153	93	.447	633	399
1945-46	21	137	72	.110	.655	346
1946-47	23	150	84	.123	.683	384
TOTALS	68	440	249	.380	.655	1,129

GERRY BUSH

Gerry Bush starred for St. John's just as Madison Square Garden was coming into its own on the New York collegiate scene. The game of basketball was more precise then, with more detail than the speed of today, just a few years after the center jump following each basket had been eliminated. There was also no NBA then, so Bush, along with St. John's classmates like Bill Lloyd, joined the AAU Midwestern teams after his collegiate career. Bush played for the Akron Goodyear team for many years before entering the coaching ranks, where his teams won many games for the University of Nebraska. His team once notched a victory over Kansas when Wilt Chamberlain played for the Jayhawks.

Gerry Bush's Career Statistics

Year	G	FG	FT-FTA	Pct.	Pts.	Avg.
1935-36	22	55	26.*	*	136	6.2
1936-37	19	51	33-48	.688	135	7.1
1937-38	19	68	32-50	.640	168	8.8
Totals	60	174	91	*	439	7.3

* FTA attempts not available


* FTA attempts not available

GERRY CALABRESE


Gerry Calabrese came of age as a senior after playing part-time minutes his first two seasons. He averaged 10.1 points per game in the 1948-49 season. His head coach, Frank McGuire, labeled him the team's leader that season and teamed with leading scorer Dick McGuire to guide the Redmen to a 15-9 record. He played on two other winning teams (16-7 in 1946-47, 12-11 in 1947-48) and compiled a 43-27 record while wearing the Red and White for St. John's.



RON ARTEST



HARRY BOYKOFF



GERRY CALABRESE



REGGIE CARTER

REGGIE CARTER

A standout for head coach Lou Carnesecca in the late 1970s, Reggie Carter played for three seasons at St. John's. He began his career playing half the season (14 games, 12.6 points per contest) as a key reserve in 1977-78 after beginning his career at the University of Hawaii. Carter two standout seasons were in 1978-79 and 1979-80, and for his career he averaged 15.0 points per game and amassed 1,061 points in a St. John's uniform. Carter will forever be remembered for leading St. John's to the NCAA Final Eight (defeating Temple, Duke and Rutgers) before losing to Pennsylvania 64-62 in the NCAA East Regional Final in Greensboro, N.C. He had a career high 39 points against Brigham Young on Dec. 16, 1978, in a 90-83 win at Alumni Hall.

Reggie Carter's Career Statistics

Year	G	FG	FGA	Pct.	FF	FTA	Pct.	Reb.	Avg.	Pts.	Avg.
1975-76*	27	161	348	.462	117	136	.861	151	5.6	439	16.3
1977-78	14	65	151	.430	47	58	.810	60	4.3	177	12.6
1978-79	32	175	372	.470	130	165	.788	116	3.6	480	15.0
1979-80	27	160	316	.506	81	104	.807	126	4.6	404	14.9
Totals	100	561	1,187	.473	375	463	.810	453	4.5	1,500	15.0

* played 1975-76 season at the University of Hawaii



MEL DAVIS

MEL DAVIS

Mel Davis played two seasons with St. John's before pursuing a professional basketball career, but it took only those two years for Davis to emerge as one of the great names in program history.

A 6-7 scoring and rebounding machine, Davis led the team in both those categories in his first season as a sophomore. That year, Davis grabbed 436 rebounds, fifth-highest nationally, and still the most ever garnered by a St. John's player in a single season. Davis averaged 16.1 rebounds per game, leading the team in 23 of 27 games. He also led the team in scoring with 561 points, the second-most points scored by a sophomore at St. John's up to that point. His high rebounding total and 20.8 points per game average earned him many honors. He was a five-time ECAC Star of the Week, he was named to the All-Metropolitan Team by the New York Basketball Writers and he was the recipient of the Frank J. Haggerty Memorial award as St. John's most outstanding athlete. He was also named to a host of All-America teams that year.

In his junior season, Davis was

elected to several All-America teams, all-star teams and all-tournament teams as he followed up his great sophomore year with an equally impressive junior campaign. He averaged 21.1 points per game and grabbed 409 boards. Davis now ranks 38th on St. John's all-time scoring list with 1,130 career points and is ranked seventh on the all-time rebounding list with 845 career boards.

Mel Davis' Career Statistics

Year	G	FG	Pct.	FT	Pct.	Reb.	Avg.	Pts.	Avg.
1970-71	27	219-469	.467	123-161	.764	436	16.1	561	20.8
1971-72	27	222-464	.478	125-163	.767	409	15.1	569	21.1
Totals	54	441-933	.473	248-324	.765	845	15.6	1,130	20.9

ALFRED "DUSTY" DESTEFANO

The former head coach of the Red-men, Alfred "Dusty" DeStefano finished his career 49-38 for a winning percentage of .563. DeStefano also played and tutored under Joe Lapchick from 1938-40. He was a part-time player who was more known for his defense and agility than his scoring prowess.

LeROY ELLIS

LeRoy Ellis ranks 26th on the school's all-time scoring list with 1,289 career points and fifth on the school's all-time rebounding list with 927 boards. Ellis still holds the school record for highest rebounding average in a season (16.5) and most rebounds in one game with 30 against NYU in 1961.

His great collegiate career spanned from the 1959-60 season through 1961-62. In his first season, Ellis averaged 10.6 points per game and was second on the team with 253 rebounds. In his second season, Ellis averaged 16.5 points a game, which was second best on the team behind Tony Jackson. In 1962, Ellis was named the recipient of the Haggerty Award, given to the most valuable collegiate basketball player in the metropolitan area. He earned that honor by leading the team with a 23.5 scoring average and 430 rebounds. Ellis was named to several All-America, all-star and all-tournament teams during his illustrious career at St. John's.

LeRoy Ellis' Career Statistics

Year	G	FG	Pct.	FT	Pct.	Reb.	Avg.	Pts.	Avg.
1959-60	25	103	227	.454	60	101	.594	253	10.1
1960-61	25	167	*	-	79	114	.693	244	9.8
1961-62	26	234	466	.502	142	191	.743	430	16.5
Totals	76	504	*	-	281	406	.692	927	12.2
								1289	17.0

* Statistics unavailable



DUSTY DESTEFANO

JAMES A. "BUCK" FREEMAN

Buck Freeman graduated from St. John's in 1927 and immediately became the head basketball coach at his alma mater. Prior to his coaching days, Freeman wore a St. John's uniform for Coach John Crenny. In his first season in 1923-24, he averaged 8.2 points per game, which tied for the team high. In his second season, he was third on the team in scoring with a 7.9 average. He averaged 6.5 points a game and helped lead his team to an 18-7 mark in his junior year. That year, Freeman had a team-high 31 points versus N.Y. State Agriculture. In his final season, he led the team with 6.8 points per game.

Freeman's years as head coach took St. John's to national prominence. In 208 games as head coach, Freeman's squad posted a 177-31 record for a winning percentage of .851, the highest in NCAA history. He assembled a club properly known as the "Wonder Five." In the four years these five – Matty Begovich, Mac Kinsbrunner, Max Posnack, Rip Gerson and Al Schuckman – played together, they compiled a record of 88 wins and eight losses, with four of the losses coming in their first season. Freeman's coaching theories changed the face of the game of basketball.

Buck Freeman's Career Statistics

Year	G	FG	FT	Pts.	Avg.
1923-24	24	75	47	197	8.2
1924-25	24	73	43	189	7.9
1925-26	23	55	36	150	6.5
1926-27	23	60	36	156	6.8
Totals	94	263	166	692	7.4

JOHN "TAPS" GALLAGHER

John "Taps" Gallagher earned a tremendous reputation as a coach at Niagara University where he was the entire athletic department for close to 40 years. He first was given his nickname in the 1920s, just before the "Wonder Five" days, when getting the center tap after each basket was vital. Gallagher coached high school basketball in New York before going to Niagara, where he had a superb career and delighted in knocking off his alma mater from time to time.

John "Taps" Gallagher's Career Statistics

Year	G	FG	FT	Pts.	Avg.
1924-25	24	8	9	25	1.0
1925-26	24	17	9	43	1.8
1926-27	22	5	5	15	0.7
1927-28	18	6	6	18	1.0
Totals	88	36	29	101	1.1

JACK "DUTCH" GARFINKEL

In the early days of St. John's Athletic Hall of Fame, many names were tossed around in deserved consideration for election. Walter McLaughlin, the beloved "Mr. Mac" of St. John's athletic annals, commented, "Don't forget Dutch Garfinkel."

Asked for more detail, McLaughlin simply replied that Garfinkel might well have been the best in St. John's basketball history. While that can be debated, there would be many who would agree. Garfinkel played on both ends of the court at the same time with constant drive and with creativity. For many years he was a basketball official in the New York area, adding to his reputation in the game.

Jack "Dutch" Garfinkel's Career Statistics

Year	G	FG	FF/FA	Pct.	Pts.	Avg.
1938-39	22	50	15*	*	115	5.2
1939-40	20	47	18-28	.643	112	5.6
1940-41	17	50	19-41	.463	119	7.0
Totals	59	147	52*	*	346	5.9

* Statistics unavailable

**LeROY ELLIS****BUCK FREEMAN****DUTCH GARFINKEL**



HY GOTKIN

HY GOTKIN

The little man of St. John's "Mutt and Jeff" combination with Harry Boykoff, Hy Gotkin was often scurrying down the court looking for methods to crush the opposition. That was mostly setting up plays, notably to Boykoff, the first tall tower in New York basketball. The "Mutt and Jeff" nickname stemmed from the comic strip featuring the big guy and a little guy. Gotkin led the 1943 and 1944 Redmen teams to the NIT title and was always available to help his alma mater in any way possible. He went on to serve as an administrator in the Brooklyn school system for many years.

Hy Gotkin's Career Statistics

Year	G	FG	FT	Pct.	Pts.	Avg.
1942-43	24	84	31-49	.633	199	8.3
1943-44	23	91	23-43	.535	205	8.9
1944-45	22	78	20-39	.513	176	8.0
Totals	69	253	74-131	.565	580	8.4



ZENDON HAMILTON

ZENDON HAMILTON

Zendon Hamilton was part of head coach Brian Mahoney's highly touted recruiting class in 1994 that brought Felipe Lopez and guard Tarik Turner to St. John's. Hamilton would go on to impress and finish his St. John's career in the top five in several statistical categories. He is currently listed as the sixth all-time leading scorer with 1,810 points behind Chris Mullin, Malik Sealy, D'Angelo Harrison, Lopez and Bob Zawoluk. He is fourth all-time in rebounding with 946 boards behind George Johnson, Lloyd "Sonny" Dove and Tony Jackson. Hamilton also holds an individual career record for free throw attempts during his four years (1994-98) at St. John's with 912.

Zendon Hamilton's Career Statistics

Year	G	FG	FGA	Pct.	FT	FTA	Pct.	Reb.	Avg.	Pts.	Avg.
1994-95	28	112	214	.523	95	154	.617	141	5.0	319	11.4
1995-96	27	179	368	.486	204	256	.797	277	10.3	542	20.8
1996-97	27	132	306	.431	173	242	.715	254	9.4	437	16.2
1997-98	32	161	341	.472	170	260	.654	277	8.7	492	15.4
Totals	114	584	1,229	.475	642	912	.704	949	8.3	1,810	15.9



D'ANGELO HARRISON

D'ANGELO HARRISON

D'Angelo Harrison, a two-time First Team All-BIG EAST honoree, finished his career at St. John's third on the program's scoring list with 2,178 points and ninth in BIG EAST history with 1,178 points in conference games. The fiery competitor from Missouri City, Texas, started 120-of-125 appearances with the Red Storm and capped off a decorated career by guiding St. John's to its 28th NCAA Tournament appearance. Harrison averaged 17.4 points and led the team in scoring all four years in Queens. He registered double-figures in 107-of-125 contests and reached the 20-point plateau 53 times. The 6-foot-4 sharp-shooter set a school-record with 264 career 3-point field goals and holds the single-season mark hitting 76 in 2011-12.

As a senior in 2014-15, Harrison finished second in the BIG EAST with 17.5 points per game, scoring in double-figures 30-of-33 contests, including 14 20-point performances and three 30-point efforts. Harrison was named to the 2015 All-BIG EAST First Team, NABC District 5 First Team and garnered Senior CLASS Award Second Team All-American honors. He was also named to the Portsmouth Invitational All-Tournament Team and participated in the NABC Division I College All-Star Game.

Harrison became the 21st player in program history to take home the Haggerty Award in 2013-14, which is presented to the top collegiate player in the Metropolitan area. He was a four-time All-Metropolitan selection, earning First Team honors three times.

As a sophomore in 2012-13, Harrison registered the highest scoring average of his career at 17.8 points per game. Harrison burst onto the scene as a freshman collecting BIG EAST All-Rookie honors in 2011-12 after setting the St. John's freshman scoring record with 544 points, eclipsing Erick Barkley (500, 1998-99). His 17.0 points per game were second-best all-time for a St. John's freshman (Felipe Lopez, 17.8 ppg 1994-95).

Harrison collected BIG EAST Weekly Honors 20 times during his career, which includes four BIG EAST Player of the Week awards. He graduated top-10 in program history for career steals (156) and field goals made (660).

D'Angelo Harrison's Career Statistics

Year	G	FG	FGA	Pct.	FT	FTA	Pct.	Reb.	Avg.	Pts.	Avg.
2011-12	32	158	421	.375	152	189	.804	124	3.9	544	17.0
2012-13	27	155	393	.394	113	147	.769	116	4.3	481	17.8
2013-14	33	169	443	.381	174	202	.861	161	4.9	576	17.5
2014-15	33	178	429	.415	155	194	.799	181	5.5	577	17.5
Totals	125	660	1,686	.391	594	732	.811	582	4.7	2,178	17.4

GREG "BOO" HARVEY

The master of the last second shot, Harvey won three games during the 1989-90 season on St. John's final possession. His buzzer-beaters — beating DePaul, 55-54 on Nov. 22, 1989 at MSG, upending Georgetown 63-62 on Feb. 21, 1990 in Washington, D.C., and at Pittsburgh, 76-75 on Feb. 26, 1990 — are forever etched in St. John's lore. Harvey averaged 16.5 points per game that season and with teammate Malik Sealy led St. John's to an impressive 24-10 record. That team advanced to the Second Round of the NCAA Tournament where they were beaten by Duke at the Omni in Atlanta, Ga. Harvey's 1987-88 season saw him average 11.9 points, leading the team to a 17-12 record and a berth in the NCAA Tournament. He played two seasons at St. John's, both under Hall of Fame Head Coach Lou Carnesecca.

Greg "Boo" Harvey's Career Statistics

Year	G	FG	FGA	Pct.	FT	FTA	Pct.	Reb.	Avg.	Pts.	Avg.
1987-88	27	124	285	.435	58	67	.866	59	2.2	321	11.9
1989-90	33	183	400	.458	132	164	.805	72	2.2	544	16.5
Totals	60	307	685	.448	190	231	.822	131	2.2	865	14.4

GEORGE JOHNSON

Johnson ranks seventh on St. John's all-time scoring list with 1,763 career points. Johnson's claim to fame, however, is as the greatest rebounder in school history with 1,240 career boards. Johnson played from 1974 through 1978, and along with Lloyd "Sonny" Dove, is one of two players in St. John's history to score more than 1,000 career points and pull down more than 1,000 rebounds.

In his freshman season, the 6-7 star averaged 10.1 points a game and led the team with 285 boards. As a sophomore, he was an honorable mention All-American, averaging 13.8 points and 10.6 rebounds. As a junior, Johnson exceeded the 1,000-point mark for his career. He averaged 17.4 points and led the team with 335 rebounds. He led the team that year with 19.4 points and 324 rebounds. Johnson was the 1978 recipient of the Haggerty Award given to the Metropolitan MVP.

George Johnson's Career Statistics

Year	G	FG	Pct.	FT	Pct.	Reb.	Avg.	Pts.	Avg.
1974-75	31	139	263	.529	35	54	.648	285	9.2
1975-76	28	164	348	.471	57	77	.740	296	10.6
1976-77	31	228	451	.506	84	114	.737	335	10.8
1977-78	27	213	425	.501	99	128	.773	324	12.0
Totals	117	744	1487	.500	275	373	.737	1,240	10.6

D.J. KENNEDY

One of just three St. John's players all-time to total at least 1,500 points, 750 rebounds and 150 steals, D.J. Kennedy finished a standout career as a four-year starter with 1,504 points (13th all-time), 781 rebounds (11th) and 183 steals (7th).


In 129 games played, tied for fifth-most all-time, the three-time MBWA All-Metropolitan selection registered 80 double-figure games and averaged 11.7 points to go with 6.1 rebounds, 2.4 assists and 1.4 steals. Kennedy made 122 3-pointers in his career, seventh all-time, reached the 20-point mark on 13 occasions and also totaled 14 double-doubles.


As a senior in 2010-11, Kennedy played a key role for a Red Storm team that defeated six Top-25 opponents, peaked at No. 15 in the national rankings and capped a 21-12 campaign with a trip to the NCAA Tournament. Kennedy averaged 10.4 points and 5.6 rebounds that season, posting 18 double-figure games and four double-doubles en route to earning second team MBWA All-Metropolitan honors.

A first team MBWA All-Met selection as a junior in 2009-10, Kennedy averaged a career-best 15.1 points and helped St. John's advance to the NIT. Kennedy also earned first team MBWA All-Met honors as a sophomore in 2008-09 after averaging 13.0 points and a career-high 6.6 rebounds.

D.J. Kennedy Career Statistics

Year	G	FG	FGA	Pct.	FT	FTA	Pct.	Reb.	Avg.	Pts.	Avg.
2007-08	30	79	177	.446	60	85	.706	173	5.8	233	7.8
2008-09	34	134	333	.402	137	187	.733	226	6.6	441	13.0
2009-10	33	158	351	.450	130	172	.756	202	6.1	497	15.1
2010-11	32	104	228	.456	105	135	.778	180	5.6	333	10.4
Totals	129	475	1089	.436	432	579	.746	781	6.1	1,504	11.7

**GREG "BOO" HARVEY****GEORGE JOHNSON****D.J. KENNEDY**



ANDREW "FUZZY" LEVANE

ANDREW "FUZZY" LEVANE

A member of the 1942-43 NIT champions, Andrew "Fuzzy" Levane was a main cog in one of St. John's most successful seasons. He was named the Haggerty Award winner by the New York writers and left a colorful record on the history of both New York City and St. John's basketball. He played in the old National League professionally and then in the Basketball Association of America and the NBA. He later became a coach and a scout for the New York Knicks.

Andrew "Fuzzy" Levane's Career Statistics

Year	G	FG	FT	Pct.	Pts.	Avg.
1940-41	15	12	7-12	.583	31	2.1
1941-42	20	73	21-34	.618	167	8.4
1942-43	24	84	31-49	.633	199	8.3
Totals	59	169	59-95	.621	397	6.7

FELIPE LOPEZ

Felipe Lopez finished his St. John's career as the third all-time leading scorer, behind fellow NBA stars Chris Mullin and Malik Sealy, with 1,927 points. He recorded a final average of 16.9 points per game while playing in 114 games in his four year St. John's career.

Lopez's statistics are among the top 10 in nearly every offensive category. He is tied for third in career 3-point field goals made with 148, fifth in total field goals with 670, third in field goal attempts with 1,615, eighth in free throws made (439), sixth in free throw attempts (667), and second in three-point field goal attempts with 500. A former McDonald's All-American, Lopez was the number one rated player in the country in 1994 out of Rice High School in the Bronx. He will forever be remembered as one of the classiest players, on-and-off the court, to ever wear the St. John's uniform.

Felipe Lopez's Career Statistics

Year	G	FG-FTA	Pct.	FF-FTA	Pct.	Reb.	Avg.	Pts.	Avg.
1994-95	28	166-404	.411	131-174	.753	160	5.7	498	17.8
1995-96	27	156-384	.406	99-145	.683	168	6.2	437	16.2
1996-97	27	142-349	.407	119-192	.620	183	6.8	430	15.9
1997-98	32	206-478	.431	90-157	.573	152	4.8	562	17.6
Totals	114	670-1,615	.415	439-667	.658	663	5.8	1,927	16.9



FELIPE LOPEZ



BOB MCINTYRE

KEVIN LOUGHERY

Most of his fame would come later as a successful NBA coach and network broadcaster, but Kevin Loughery starred for Joe Lapchick at St. John's from 1960-62. Loughery's teams posted a combined 41-10 record and boasted a pair of 20-win seasons during his tenure in Queens. He averaged 10.6 points in 25 games in 1960-61 (his first season) and 23.5 points per game in his final year, teaming with LeRoy Ellis to lead St. John's to the semifinals of the NIT Tournament in 1962.

Kevin Loughery's Career Statistics

Year	G	FG-FTA	Pct.	FF-FTA	Pct.	Reb.	Avg.	Pts.	Avg.
1960-61	25	106-252	.421	54-77	.701	116	4.6	266	10.6
1961-62	26	235-466	.504	143-191	.748	430	16.4	613	23.5
Totals	51	341-718	.475	197-268	.735	546	10.7	879	17.2

BRIAN MAHONEY

The BIG EAST Coach of the Year in 1993, Brian Mahoney served as an assistant coach under Lou Carnesecca for 18 seasons before being named St. John's head coach in 1992. In his first season at the helm, the Redmen won 19 games and advanced to the second round of the NCAA Tournament. Captains on Mahoney's first team included Lamont Middleton and David Cain. Mahoney served as head coach at St. John's from 1992-1996.

BOB MCINTYRE

Bob McIntyre stands tied for 22nd among St. John's all-time scorers with 1,349 points and is 25th among the all-time rebound leaders with 665. For his career, he played in 78 games and averaged 17.3 points and 8.5 rebounds per game. In his three years, St. John's compiled a 53-27 record and participated in the NIT all three seasons.

McIntyre's presence on this team in 1964-65 will always be remembered because it was the final year Joe Lapchick served on the St. John's bench. McIntyre played a key role in the team's NIT championship that sent Coach Lapchick off in grand style. In four NIT contests, he averaged 15.5 points and 9.5 rebounds per game. He scored 16 points and grabbed eight rebounds against Villanova in the NIT title game.

As a senior, he was one of the top players for rookie coach Lou Carnesecca in 1965-66. He scored the winning basket on Dec. 4, 1965 in a 64-62 overtime win at Georgetown to help land Carnesecca the first of his 526 career wins.

Bob McIntyre's Career Statistics

Year	G	FG	Pct.	FT	Pct.	Reb.	Avg.	Pts.	Avg.
1963-64	24	124-297	.418	109-170	.641	225	9.4	357	14.9
1964-65	28	161-330	.488	134-188	.713	238	8.5	456	16.3
1965-66	26	205-446	.460	126-172	.733	202	7.8	536	20.6
Totals	78	490-1073	.457	369-530	.696	665	8.5	1,349	17.3

KEN MCINTYRE

From 1962-65, Ken McIntyre starred for Head Coach Joe Lapchick and scored 1,174 points as the team's top offensive threat. His scoring average increased each year with his best season coming during in 1964-65, when he put up 17.9 points per game and shot a blistering .878 (144-of-164) from the free throw line. In his senior season, McIntyre led the Redmen to a 21-8 record and the National Invitation Tournament championship with a 55-51 win over Villanova.

Ken McIntyre's Career Statistics

Year	G	FG	Pct.	FT	Pct.	Reb.	Avg.	Pts.	Avg.
1962-63	24	119-326	.365	73-104	.702	130	5.4	311	13.0
1963-64	24	145-387	.375	91-108	.843	88	3.7	381	15.9
1964-65	27	169-403	.420	144-164	.878	81	3.0	482	17.9
Totals	75	433-1066	.406	308-376	.819	299	4.0	1,174	15.7

AL MCGUIRE

Al McGuire played from 1948-51. In his first season with the team he finished third in scoring with an 8.1 average. With brother, Dick, who captained the 1948-49 squad, St. John's finished the season with a 15-9 record. The following season the Redmen finished with a 24-5 record as McGuire averaged 7.7 points a game. McGuire ended his collegiate career in 1951, averaging 8.5 points per game and helping lead his team to third-place finishes in both the NIT and NCAA. The team concluded the season with a 26-5 record.

In 1992, McGuire was elected to the Basketball Hall of Fame in Springfield, Mass., for his celebrated coaching accomplishments at Marquette University, where he won the 1977 National Championship.

Al McGuire's Career Statistics

Year	G	FG	Pct.	FT	Pct.	Pts.	Avg.
1948-49	22	59	*	60-108	.556	178	8.1
1949-50	28	71-252	.282	73-131	.557	215	7.7
1950-51	31	80-258	.301	104-170	.612	264	8.5
Totals	81	210-*	*	237-409	.579	657	8.1

*Statistics unavailable

FRANK MCGUIRE

Frank McGuire was inducted to the Naismith Basketball Hall of Fame in 1976. A man who typified New York City and the city game of basketball, he began his college coaching career at St. John's, his alma mater, in 1947. His teams at St. John's, North Carolina and South Carolina won 550 games. He won the NCAA title with the Tar Heels in 1957. At St. John's, his basketball team went to the championship game in 1952 and his Redmen baseball team went to the College World Series in 1949, marking the only instance of a coach going to the title tournament in two sports.

Frank McGuire spent five seasons as the head coach of the St. John's basketball team from 1947-52 and he compiled a record of 102-36. He also wore the St. John's uniform on the hardwood for three seasons from 1933-36 and averaged 5.4 points per game.

Frank McGuire's Career Statistics


Year	G	FG	FT	Pts.	Avg.
1933-34	19	19	22	60	3.2
1934-35	21	41	37	119	5.7
1935-36	22	54	46	154	7.0
Totals	62	114	105	333	5.4

BILL MCKEEVER

Bill McKeever was a great passer and defender for St. John's from 1937-40. McKeever would be best characterized as a complete player, filling in admirably on offense, where his best season (1937-38) saw him hit for 51 field goals, score 128 points and notch a 7.1 points per game scoring average. McKeever's teams, under coach Joe Lapchick, finished 48-13 and lost no more than five games in his three seasons of collegiate competition. The squad qualified for the National Invitation Tournament on two occasions. Lapchick's squads during McKeever's tenure posted records of 15-4 (1937-38), 18-4 (1938-39) and 15-5 (1939-40).



FRANK MCGUIRE



AL MCGUIRE



BILL MCKEEVER



JACK MCMAHON

JACK MCMAHON
Brooklyn-born, Jack McMahon was the ultimate role player for St. John's under head coach Frank McGuire from 1949-52. He was known for his great defense, adept floor leadership and an accurate two-handed set shot, which was his trademark. Inducted into the New York City Basketball Hall of Fame on September 21, 2000, McMahon led the Redmen to the 1952 NCAA finals in his senior season. He was named a NCAA All-American that year and was a first round pick of the Rochester Royals of the NBA. He was the first St. John's guard to score more than 1,000 points, finishing his career scoring 1,176 points in a St. John's uniform. He went on to a glorious professional career with the Royals and St. Louis Hawks, where his team beat the Bob Cousy, Bill Sharman, Bill Russell-led Boston Celtics in the 1957 NBA Championship.



CHARLES MINLEND

CHARLES MINLEND
Charles Minlend played for St. John's from 1992-93 to 1995-96. His best season with the Red Storm came during the 1993-94 campaign, where he averaged 13.6 points and hauled in 224 rebounds for an average of 7.7 boards per game. Minlend was a warrior, and his many accomplishments on the court were magnified by his studies off the court, where he graduated with honors through the rigors of the University's five-year pharmacy program. He is also among the University's career leaders with 1,349 points (23rd) and 10th all-time in rebounding (784).

Charles Minlend's Career Statistics

Year	G	FG	FGA	Pct.	FT	FTA	Pct.	Reb.	Avg.	Pts.	Avg.
1992-93	30	77	143	.538	76	106	.717	118	3.9	233	7.8
1993-94	29	136	272	.500	121	158	.766	225	7.8	393	13.6
1994-95	27	122	236	.517	97	131	.740	230	8.5	342	12.7
1995-96	27	122	278	.439	106	137	.774	211	7.8	381	14.1
Totals	113	457	929	.492	400	533	.750	784	6.9	1,349	11.9

BILLY PAULTZ

Billy Paultz made a tremendous impact in his two seasons with St. John's. The 6-10 center from River Edge, N.J., had a career double-double average of 12.0 points per game and

10.1 rebounds. In his first season at St. John's after transferring from Cameron College, Paultz scored 225 points, grabbed 185 rebounds and helped St. John's to a 23-6 record and a NCAA East Regional appearance. That year St. John's beat second-ranked Davidson on a last second shot by Paultz in overtime. At the time Paultz was quoted as saying, "I had to make it or Coach [Lou Carnesecca] would have killed me."

The following year he had an even greater impact as he led St. John's to a second-place finish in the NIT. Paultz finished with a 15.8 scoring average and a 13.4 rebounds per game average. His 389 rebounds that year still ranks on the school's top 10 list and his 574 career rebounds places him 35th all-time. "The Whopper," as he was known because of his size and ample appetite, could have also referred to the size of his professional career, which spanned an incredible 15 seasons in both the ABA and NBA.

Paultz was drafted in 1970 by San Diego. In his prime with the ABA's New York Nets (under Carnesecca) and NBA's San Antonio Spurs, he was a consistent double-figure scorer and proficient rebounder. Paultz was inducted into the St. John's Hall of Fame in 1997.

Billy Paultz's Career Statistics

Year	G	FG	Pct	FT	Pct.	Reb.	Pts.	Avg.
1968-69	28	88-176	.500	49-69	.710	185	225	8.0
1969-70	29	181-377	.480	96-140	.686	389	458	15.8
Totals	57	269-553	.486	145-209	.694	574	683	12.0

DAVID RUSSELL

David Russell ranks eighth on the St. John's all-time scoring list with 1,753 points for his career and is eighth on the all-time rebounding list with 832 boards. Russell began his illustrious career in the 1979-80 season, when he was named the BIG EAST Conference's first Rookie of the Year. He averaged 10.8 points per game and 5.5 rebounds in his first year, which earned him the Metropolitan Sports Writer Rookie of the Year and the Widmer Eastern Rookie of the Year. He was also named to the Eastern Basketball Magazine's All-Freshman Squad.

Russell led the team in scoring his sophomore season with an average of 14.8 ppg. He was an honorable mention All-American by the Associated Press that season along with being selected first team All-Met. He was named first



BILL PAULTZ

team All-BIG EAST and All-Met his junior season and he again led the team in scoring with a 17.4 average. He was an AP honorable mention All-American as well as a member of the USBWA All-District II Team. He concluded his collegiate career in 1982-83, finishing second on the team in scoring with 15.4 ppg and leading the team in rebounding with a 7.4 average. He was also named second team All-BIG EAST and first team All-Met.

David Russell's Career Statistics

Year	G	FG	Pct.	FT	Pct.	Reb.	Avg.	Pts.	Avg.
1979-80	29	123-197	62.4	66-97	68.0	160	5.5	312	10.8
1980-81	28	157-303	51.8	99-128	77.3	218	7.8	413	14.8
1981-82	30	177-331	53.5	167-219	76.3	209	7.0	521	17.4
1982-83	33	192-358	53.6	123-164	75.0	245	7.4	507	15.4
Totals	120	649-1189	54.6	455-608	74.8	832	6.9	1753	14.6

RON RUTLEDGE

Ron Rutledge owned a stellar playing career before becoming a long-time assistant under head coach Lou Carnesecca, in addition to Brian Mahoney and Fran Fraschilla. His tenure lasted 20 seasons on the Red Storm bench before retiring to pursue a career in administration at St. John's, working in the Alumni Relations Office. Rutledge was inducted into the St. John's Athletic Hall of Fame in 1999.

MARTY SATALINO

A St. John's two-star athlete who was inducted into the Athletic Hall of Fame in 1991, Satalino was enshrined for both basketball and baseball. He played from 1952-55 and was a key contributor for head coach Alfred "Dusty" DeStefano's squads. Satalino's best season was the 1953-54 campaign, when he averaged 13.2 points in 20 games for the Redmen.

BILL SCHAEFFER

Bill Schaeffer scored 1,484 career points, a total that still ranks 14th on the St. John's all-time scoring list. He also added 622 career boards, placing him 29th on the all-time rebounding list, and hit at .560 percent from the floor for his career, good enough for fourth all-time.

Schaeffer began his career in 1970, when he averaged 14.4 points a game. In his junior season, Schaeffer averaged 17.1 points per game and posted a field

goal percentage of .581, a St. John's record at the time. Schaeffer's excellence on the court as a senior earned him several All-America accolades, the most notable being a third team All-America selection by the Associated Press and United Press International. He also was the MVP of the 1972 ECAC Holiday Festival.

As a senior in 1972-73, Schaeffer scored 643 points in 26 games for a 24.7 per game average, a school record that still stands today. His field goal accuracy of .594 that season broke his own record of .581. This mark currently stands sixth on the all-time list, ranking him among the NCAA statistical leaders that season and earning him the Haggerty Award, given to the MVP of collegiate basketball in the Metropolitan area. Schaeffer's contributions to the 19-7 season were also felt in some team records set by St. John's, among them the highest team scoring average of 86.2 and the highest field goal average of 35.8 per game.

Bill Schaeffer's Career Statistics

Year	G	FG	Pct.	FT	Pct.	Reb.	Avg.	Pts.	Avg.
1970-71	25	143-294	48.6	75-115	65.2	158	6.3	361	14.4
1971-72	28	186-230	58.1	108-143	75.5	174	6.2	480	17.1
1972-73	26	265-446	59.4	113-150	75.3	290	11.2	643	24.7
Totals	79	594-1,060	56.0	296-408	72.5	622	7.9	1,484	18.8

SOPLY WALKER

The first African-American player to wear a St. John's uniform, Solly Walker came to St. John's from Boys High School in Brooklyn and played in 78 games, scoring 573 points (6.8 average) and grabbing 496 rebounds (6.8 average). He led the freshman team in 1950-51 to a 17-2 record by averaging 15.1 points per game.

Walker's first year on the varsity squad was exciting, as the team advanced to the NCAA final, falling to Kansas. Walker played in 30 games and averaged 4.4 points and 3.8 rebounds. In 1952-53, he helped St. John's advance to the NIT final by averaging 7.0 points and 6.0 rebounds per contest. In 1953-54, Walker enjoyed his finest season. He led the team in both scoring (14.0 ppg.) and rebounding (12.2).

Solly Walker's Career Statistics

Year	G	FG	Pct.	FT	Pct.	Reb.	Avg.	Pts.	Avg.
1951-52	30	54-216	25.0	24-45	53.3	115	3.8	132	4.4
1952-53	23	60-226	26.5	41-85	48.2	138	6.0	161	7.0
1953-54	20	103-276	37.3	74-100	74.0	243	12.2	280	14.0
Totals	73	217-518	30.2	139-230	60.4	496	6.8	573	7.8



DAVID RUSSELL




MARTY SATALINO




SOPLY WALKER



BILL WENNINGTON



JAMES WHITE



GLEN WILLIAMS

JOHN WARREN

John Warren's play in the late 1960s coined the term "swingman," as he played both inside and outside for head coach Lou Carnesecca. In addition, he always drew the toughest defensive assignment. Warren was perhaps St. John's most complete player, scoring 1,306 points in a career that spanned 84 games with 65 St. John's victories for a .774 percentage. At Georgetown one night, he was fouled as the buzzer sounded and calmly dropped home two free throws to send the game into overtime where he put a lid on the opposition's star and St. John's shut them out in overtime. Drafted by the Knicks, he played on the fabled 1969-70 team of Bill Bradley and Willis Reed, and spent seven years with the Cleveland Cavaliers.

John Warren's Career Statistics

Year	G	FG	Pct.	FT	Pct.	Reb.	Avg.	Pts.	Avg.
1966-67	28	120-230	.522	71-93	.763	190	6.8	311	11.1
1967-68	27	162-317	.511	102-120	.850	194	7.2	426	15.8
1968-69	29	226-447	.506	117-146	.801	213	7.3	569	19.6
Totals	84	508-994	.511	290-359	.808	597	7.1	1306	15.5

BILL WENNINGTON

The story of Bill Wennington is one of great patience, hard work and burning desire to succeed. He has reached the pinnacle of athletic competition by winning three NBA championship rings as a member of the Chicago Bulls and a trip to the NCAA Men's Final Four as a member of the 31-4 St. John's Redmen in 1985. The Montreal, Quebec, native, came to St. John's from Lutheran High School in Long Island. A McDonald's All-American, Wennington averaged 23 points and 12 rebounds a game and led Lutheran to two New York State championship titles. An impressive 124 games later in a St. John's uniform, Wennington ranks among the school bests in many categories. He is second all-time with a career .579 shooting percentage. His 1,021 career points rank him 49th on the St. John's all-time scoring chart and his 644 career rebounds is listed at 28th.

He is among just 32 St. John's players to have scored 1,000 points and grab 500 rebounds. A prolific shot blocker, Wennington had 151 career swats which is fifth-best in school history and makes him one of nine players all-time with more than 1,000 career points, 500 career rebounds and 100 career blocks. As a senior, he was

named a second team All-BIG EAST selection. That year he was also selected as a member of the U.S. Basketball Writers All-District II team, a Sporting News honorable mention All-American, a Basketball Weekly All-East selection and a first team All-Metro selection. Wennington was also a member of the Canadian National Team, and was chosen 16th overall in the first round of the NBA draft by the Dallas Mavericks in 1985.

Bill Wennington's Career Statistics

Year	G	FG	Pct.	FT	Pct.	Reb.	Avg.	Pts.	Avg.
1981-82	30	37-85	.435	23-34	.676	126	4.2	97	3.2
1982-83	33	69-114	.605	44-63	.698	146	4.4	182	5.5
1983-84	26	124-209	.593	56-83	.675	148	5.7	304	11.5
1984-85	35	168-279	.602	102-125	.816	224	6.4	438	12.5
Totals	124	398-687	.579	225-305	.738	644	4.3	1,021	8.2

JAMES WHITE

James White was a quiet contributor on the floor and outstanding athlete in the 1940s. Playing in the early years for Joe Lapchick, White set the standard as a "go-to-guy" when scoring was at a premium. He averaged 9.4 points per game in his three varsity seasons. In 1939-40, White averaged 8.7 points to lead the team to a 15-5 mark. The following campaign he improved to 10.2 points, and in 1941-42 poured in 200 points for a 9.5 average. After basketball, White became a successful businessman, serving as Vice President for NBC Television for several years.

GLEN WILLIAMS

Glen Williams ranks ninth on all-time scoring list with 1,727 career points, starting for St. John's from 1974-77. As a freshman he stepped into a starting role for coach Lou Carnesecca and finished with an impressive 10.3 ppg scoring average. As a sophomore, the 6-5 guard averaged 11.8 ppg and 5.9 rpg. In his junior year, Williams entered the ranks of St. John's finest, reaching the 1000-point plateau. That year the Redmen reached a national ranking of No. 18, with Williams leading the team in scoring at 14.8 points per game. He was also second on the team in assists with 79.

Williams' greatest year was undoubtedly the 1976-77 season when, as captain of the Redmen, he scored 665 points, surpassing Bob Zawoluk's 26-year-old record for points in a

season. The Virgin Islands native had a 21.5 ppg average and also handed out more than 100 assists for the year. His magical MVP performance at the Joe Lapchick Tournament saw him score 37 points against Fairfield in the championship game, just one point shy of a then-Alumni Hall record. Throughout his four years, Williams maintained a sharpshooters touch, never shooting less than .500 from the field. Carnesecca often referred to him as "the complete player," handing him the toughest defensive assignments to add to his huge offensive role.

Williams is currently fourth all-time in career field goals made with 712, and fifth in single-season field goals made with 256 in 1976-77. Following graduation, Williams was drafted by the Milwaukee Bucks with the 27th overall pick, and then played professionally in the Eastern League and the Western Association.

Jayson Williams' Career Statistics

Year	G	FG	Pct.	FT	Pct.	Reb.	Avg.	Pts.	Avg.
1973-74	27	116-221	.525	47-72	.653	184	6.8	279	10.3
1974-75	30	158-313	.505	52-72	.722	179	6.0	368	12.3
1975-76	28	182-336	.542	51-72	.708	103	3.7	415	14.8
1976-77	31	256-501	.510	153-192	.797	101	3.3	665	21.5
Totals	116	712	1,371	519	303	408	.743	567	4.9
								1,727	14.9

JAYSON WILLIAMS

One of the premier forwards in the NBA for 10 seasons, Jayson Williams retired in 2000 after a bout with nagging injuries. He was a NBA All-Star and one of the league's top rebounders during his tenure with the New Jersey Nets.

Williams was a standout performer at St. John's, playing three seasons under Hall of Fame Coach Lou Carnesecca from 1987-90. During that time his teams boasted a winning record of 61-35, made two trips to the NCAA Tournament and won the 1989 NIT Championship, where he was selected Most Valuable Player.

His best year was the 1988-89 campaign, when he averaged 19.5 points and 7.9 rebounds in 31 games. Williams was amazing from the floor that season, hitting on 236-of-412 shots for a .573 field goal percentage and knocked down 70.2 percent of his free throws (134-of-191) that same season.

The 1989 season also saw Williams named to the all-tournament teams for the Lapchick and ECAC Holiday Festival Tournaments. At the end of the season

he received All-BIG EAST second team honors.

His senior year was cut short by injury but not before Williams ended his St. John's career by posting 1,072 points, 490 rebounds and a .550 shooting percentage that still ranks among the top 10 in St. John's history.

Jayson Williams' Career Statistics

Year	G	FG	Pct.	FT	Pct.	Reb.	Avg.	Pts.	Avg.
1987-88	28	102-199	.513	75-120	.625	143	5.1	276	9.9
1988-89	31	236-412	.573	134-191	.702	246	7.9	606	19.5
1989-90	13	70-131	.534	49-80	.613	101	7.8	190	14.6
Totals	72	408	742	550	258	391	.660	490	6.8
								1,072	14.9

BOB ZAWOLUK

Bob Zawoluk was the first St. John's player to average 20 or more points in a season. He currently ranks fourth on the all-time scoring list with 1,826 career points. He still holds St. John's records for most free throws made in a season (208), most points in a game (65) and most field goals in a game (25).

Zawoluk played from 1949-52, leading St. John's to a 75-15 record. He keyed the team in his first season with a 20.3 scoring average and he was named a Helms Athletic Foundation third team All-American. He led the team again the following year with a 21.1 points per game average and took his team to a third place NIT finish and third place regional finish in the NCAA Tournament. He was named a first team All-American by the Helms Foundation that year. In his senior year, Zawoluk led the team to its first ever NCAA championship game, averaging 18.9 points per game. He was a second team consensus All-American.

Bob Zawoluk's Career Statistics

Year	G	FG	Pct.	FT	Pct.	Pts.	Avg.
1949-50	29	222-516	.430	144-211	.682	588	20.3
1950-51	31	223-516	.432	208-280	.742	654	21.1
1951-52	31	204-456	.447	176-231	.762	584	18.9
Totals	91	649	1488	436	528	722	.731
						1826	20.1



JAYSON WILLIAMS



BOB ZAWOLUK



All-Time Roster

A

Abit, Otao 05, 06, 07, 08
 Abraham, Ralph 68, 69, 70
 Achuwa, God'sgift 12, 13, 14
 Adamczyk, Joseph 28
 Agoglia, Anthony 44
 Ahearn, Jack 40
 Alagia, Frank 73, 74, 75, 76
 Aldridge, William 53, 54
 Alexsumas, Joseph 22, 23, 24
 Alfieri, Gus 57, 58, 59
 Alibegovic, Amar 15
 Allen, Jeff 82, 83, 84
 Amoroso, Lou 37, 38, 39
 Antonelli, Robert 84, 85
 Aiken, Darrell 89, 90
 Artest, Ron 98, 99
 Aylward, Joseph 19, 20
 Aryee, Anteh 12

B

Baer, Tom 40, 41, 46
 Balamou, Felix 15
 Baldi, Marco 86, 87, 88
 Bangura, Alpha 01, 02
 Barkley, Erick 99, 00
 Barnett, Ken 40, 41
 Barreras, Joseph 45, 48, 49, 50
 Barrett, Rowan 93, 94, 95, 96
 Barry, William 12, 15, 16, 17
 Bartlett, Joseph 43
 Bashen, Drew 12
 Baxter, Lionel 42, 43
 Bayne, Tom, 93, 94, 95, 96
 Beckett, Carl 91, 93, 94
 Begovich, Matt 30, 31
 Bellinger, Rick 78
 Belobuono, Mike 58
 Belot, Louis 26
 Berry, Walter 85, 86
 Berwanger, Paul 77, 78
 Bettridge, Jack 66, 67, 68
 Bleisty, Liam 06, 07, 08
 Bogad, Rudy 66, 67, 68
 Bollinger, Rick 79
 Boothe, Malik 08, 09, 10, 11
 Bovain, Danny 02
 Bourgault, Marc-Antoine 13, 14
 Boykoff, Harry 43, 46, 47
 Bradey, Bryan 23, 24
 Brady, Walt 55, 56, 57
 Brakalov, Boris 12
 Branch, Jamal 12, 13, 14, 15
 Brennan, Robert 24
 Brennan, Frank 31, 32, 33
 Brislin, Robert 46
 Broadnax, Marcus 87, 88
 Bros, Terry 85, 86, 87, 88
 Brown, Derek 92, 93, 94, 96
 Brown, Ed 96, 97
 Brown, Julius 09
 Brown, Maurice 93, 94, 95, 96
 Brownlee, Justin 10, 11
 Brunner, Jack 65, 66, 67
 Brust, Matt 87, 88, 89
 Brzozowski, Ed 43
 Buchanan, Jason 89, 90, 91, 92
 Buckley, Dan 47, 48, 49
 Buehl, Frank 22
 Burchill, Joseph 10, 11, 12, 13
 Burks, Don 61, 62, 63
 Burns, Al 08, 10, 11, 12
 Burrell, Justin 08, 09, 10, 11
 Bush, Gerard 36, 37, 38
 Butler, John 19, 20
 Byrnes, William 34, 35, 36

C

Cain, David 90, 91, 92, 93
 Calabrese, Gerry 47, 48, 49, 50
 Calabrese, Tom 76, 77, 78, 79
 Calzonetti, Carmine 67, 68, 69
 Calzonetti, Mark 81, 82
 Carey, Philip 34, 35, 36
 Carney, John 13
 Carroll, Tom 32, 33

Carroll, Pete 54, 55, 56
 Carroll, Walt 61, 62
 Carson, Gerry 70
 Carter, Reggie 78, 79, 80
 Casey, James 11, 13, 14
 Cass 08
 Cavataio, Mike 08
 Cerillo, Anchise 20
 Charles, Collin 97, 98, 99
 Chenofsky, Leo 33
 Chrystal, William 55, 56, 57
 Clair, Mike 64, 65
 Clark, Kevin 09, 10, 11
 Clarke, Ed 15, 16
 Clarke, William 75, 76, 77
 Clayden, Ray 45
 Cluess, Greg 70, 71, 72
 Cluess, Hank 64, 65, 66
 Cluess, Kevin 73, 74, 75
 Cluess, Tim 80, 81
 Coker, Dele 08, 09, 10, 11
 Collins, Dan 16
 Collins, James 27, 28, 29
 Conway, James 20, 25
 Cook, Omar 01
 Corney, Robert 85
 Cornelius, Dan 67, 68, 69
 Cowley, William 29
 Cowley, William 56, 57
 Coyle, Jim 52
 Crenny, John 11, 12, 13
 Crooks, Shannon 98
 Cruz, Ken 55
 Cuffe, Kyle 01, 02, 03, 04
 Cunningham, Ed 53, 54, 55
 Curran, James 26
 Curran, John 16
 Cusack, Andrew 30
 Cusack, Thomas 31, 32

D

Daley, Joseph 57, 58, 59
 Dalton, Jack 47, 48, 49, 50
 Damiano, John 17, 19
 Damico, Lou 20, 21
 Davidson, Jeremiah 18
 Davis, Jim 52, 53
 Davis, Mel 71, 72
 De La Rosa, Adonis 15
 De La Rosa, Joey 15
 Dellacave, Butch 59, 60
 DePre, Joseph 68, 69, 70
 Devasto, John 69, 70, 71
 Diakite, Mohamed 01, 02, 03, 04
 Didie, William 33
 Doctor, Len 46, 47
 Dolgoff, Ralph 37, 38, 39
 Dombrosky, Ray 49, 50, 51
 Dougherty, Philip 24
 Dove, Lloyd 65, 66, 67
 Dowd 08
 Doyle 08
 Doyle, Tim 03
 Driscoll, Joseph 11, 12, 13, 14
 Duckett, Dick 52, 53, 56, 57
 Duell, Matt 08, 09
 Duerr, Robert 64, 65, 66
 Dumić, Milos 98
 Dunn, Don 51, 52, 53
 Durkin, Jack 58, 59
 Duyum, Wade 44

E

Edelman, Fred 60, 61, 63
 Edmondson, Tyshwan 09
 Ellis, Leroy 60, 61, 62
 Emanuel, Donald 99, 00, 01, 02
 Engert, Dick 57, 58, 59
 Evans, Sean 08, 09, 10, 11

F

Fallon 12
 Fannon, Pete 50

Farmer, John 75, 76
 Farrell, Joseph 17, 18
 Feeney, Thomas 25, 26, 27, 28
 Feigenbaum, Mike 82, 84
 Felton, James 98
 Ferrara, Sal 39, 40
 Fidgeon, Milton 41
 Finn, Dan 49
 Finnegan, Joseph 08
 Fitzpatrick 12
 Fitzpatrick, Kevin 87, 88, 89
 Fitzsimmons, J. 23
 Flanagan, Peter 27, 28
 Fordham, Sharif 01, 02
 Foster, Mitchell, 92, 93
 Frascella, Frank 46, 47
 Freeman, James 24, 25, 26, 27
 Frey, Chris 66, 67, 68
 Frick, Philip 44
 Froehlich, Harold 20, 21, 22
 Fuchs 08

G

Gallagher, Dan 73, 74
 Gallagher, John "Taps" 25, 26, 27, 28
 Garfinkel, "Dutch" 39, 40, 41
 Garrett, Amir 12, 13
 Garrison, George 80, 81, 82, 83
 Geilen, John 40, 41, 42
 Genirs, Robert 59
 Geoghan, Walter 48
 Germain, Charles 23
 Gerson, Jack 28, 29, 30, 31
 Giancontieri, Frank 51, 52, 53
 Gibbons, John 41
 Gilbert, William 78, 79
 Gilkes, Rich 69, 70
 Gill, Robert 39, 40
 Gilroy, Frank 78, 79, 80, 81
 Glass, Willie 84, 85, 86, 87
 Glover, Anthony 00, 01, 02, 03
 Glotzer 29
 Goette, Herman 16, 17, 18, 19
 Goetz, George 19
 Goldy, William 60, 61
 Golub, Ed 42, 43
 Goodwin, Bill 81, 82, 83
 Gorman, James 37, 38, 39
 Gotkin, "Java" 34, 35, 36
 Gotkin, Hy 43, 44, 45
 Grant, Tyrone 96, 97, 98, 99
 Gray, Chudney 97, 98, 99, 00
 Grey, Dexter 05, 06
 Green, Lee 92, 93, 94
 Greene IV, Phil 12, 13, 14, 15
 Grey, Samuel 29
 Griffin, Gerry 46, 48, 49
 Grogan, Dick 54, 55, 56

H

Haggerty, Frank 38, 39, 40
 Hall, Wayne 77
 Hall, Willy 60, 61, 62
 Haller, Robert 45
 Hamilton, Lamont 04, 05, 06, 07
 Hamilton, Zendon 95, 96, 97, 98
 Hammer, Fred 41
 Hardy, Dwight 10, 11
 Harkless, Moe 12
 Harris IV, Samuel 15
 Harrison, D'Angelo 12, 13, 14, 15
 Harvey, Greg 88, 90
 Harvey, William 48
 Hassett, Pete 54, 55
 Hatten, Marcus 02, 03
 Hempel, John 86, 87
 Henderson, Jay 15
 Henry, Tom 42, 43
 Hernandez, Leon 23
 Hess, Herb 25
 Heyer, William 64, 65
 Hill, Brian 65, 66, 67
 Hill, Daryl 04, 05, 06, 07
 Hill, Joseph 26
 Hill, John 32, 33

Hinchcliff, George 29, 30
 Hoehlein, Frank 71, 72
 Hogan, John 09
 Holland 21
 Hooper, Max 13, 14
 Holt, Oscar 72, 73
 Horne, Paris 08, 09, 10, 11
 Houghton, Paul 67
 Houston, Jerry 63, 64, 65
 Hurley, Vincent 44, 45

I

Ickrath, Charles 19
 Ingram, Elijah 03, 04

J

Jackson, Cedric 05, 06
 Jackson, Mark 84, 85, 86, 87
 Jackson, Rich 67, 68, 69
 Jackson, Tony 59, 60, 61
 Jackson, Trevor 80, 81, 82, 83
 Jakobson, Larry 46, 47, 48
 James, Ray 79, 80, 81, 84
 James, Robert 83
 Jasulionis, Tomas 06, 07, 08, 09
 Jenkins, Larry 71, 72, 73
 Jessie, Reggie 98, 99, 00, 01
 Johnson, Curtis 01, 02, 03, 04
 Johnson, George 75, 76, 77, 78
 Jollen, Eugene 14
 Jollon, Theodore 08, 09, 10
 Jones, Christian 13, 14, 15
 Jones, Don 80
 Jones, Shelton 85, 86, 87, 88
 Jones, Williams 65, 66, 67
 Jordan, Rysheed 14, 15
 Joos, August 39, 40
 Joyce, Patrick 35, 36

K

Kahn 20
 Kaiser, Jack 45
 Kaplan 30
 Kaplinsky, "Rip" 34, 35, 36
 Keane, James 36, 37, 38
 Keenan, George 20, 21, 22, 23
 Keenan, John 09, 10, 11, 12
 Keenan, Joseph 23, 24, 25
 Keita, Abe 01, 02, 03, 04
 Keller, Ken 43
 Kelly, Bob 82, 83
 Kelly, E 19
 Kelly, J 19
 Kelly, Leo 18
 Kelly, Morgan 22, 23
 Kennedy, D.J. 08, 09, 10, 11
 Kennedy, Ed 78, 79, 80
 Kiely, Mike 70, 71, 72
 Kiernan, Walter 14
 King, Eric 02, 03
 Kinsbrunner, Mac 28, 29, 30, 31
 Kirwan, Hugh 57, 58
 Klienman, Jacob 27, 28
 Klienman, Philip 28, 29
 Kobler, William 45, 46
 Kohut, Emil 36, 38
 Kotsore, William, 44, 45
 Kovac, Ivan 60, 61, 62
 Krajcovic, Joseph 39
 Kresse, John 62, 63
 Kubat, Jeff 22, 23, 24, 25

L

Laitsas, Adam 05, 06, 07
 Lamantia, Pete 69, 70, 71
 Lamarca, John 55
 Lamotte, Ken 56, 57, 58
 Larkin, Tom 44, 45, 46
 Larranaga, Robert 60, 61
 Laskow, Greg 84
 Lawler, John 19, 20
 Lawrence, Eugene 05, 06, 07, 08
 Lawrence, Gerry 54, 55, 56

Lawrence, Omari 10
Lawrence, William 64
Lazar, Nat 32, 33
Leary, Vincent 34, 35, 36
Lennon, Jim 45
Levane, "Fuzzy" 41, 42, 43
Levane, Neil 69, 70
Lewis, Elander 87, 88
Lezoli, Frank 17, 18
Limpert, William 33
Lindsey, Nurideen 12
Linski, Ed 29
Lipscomb, David 13, 14, 15
Lloyd, William 37, 38, 39
Loche, Jack 46
Lopez, Felipe 95, 96, 97, 98
Loughery, Kevin 61, 62
Lush 10
Luyk, Sergio 91, 92, 93, 94, 95
Lynch, Joe 96
Lyons, Richard 70, 71, 72
Lyson, Fred 93, 94, 96

M
MacDonald, Joseph 04
MacGilvray, Ron 50, 51, 52
Mager, Norman 44
Mahoney, James 17, 18, 19
Mahoney, John 13, 14, 15
Marchese, Joseph 33, 34, 35
Marozas, Gary 59, 60, 61
Martin, Ed 35
Martin, John 09
Mascia, Dan 64, 65, 66
Mason Jr., Anthony 06, 07, 08, 10
Maybank, Jermaine 06
Mayer, William 14
Mayo, Devin 04, 05, 06, 07
McAlpine, Patrick 26, 27
McAndrew, John 49, 50, 51
McCaffrey, Joseph 14, 16
McCool, Hugh 50, 51
McCormack, Joseph 08
McCormack, Terry 74
McCormack, Thomas 30, 31
McCrea 13
McCready, Lawrence 24, 25
McCurrough, William 24
McCurdy, Walley 45
McCutcheon, Bernard 30, 31, 32
McDermott, Andrew 20
McDonald, Francis 14, 15
McElroy, Austin 32
McGugins, Ron 73, 74, 75, 76
McGuinness, John 32, 33, 34
McGuire, Al 49, 50, 51
McGuire, Dick 44, 47, 48, 49
McGuire, Frank 34, 35, 36
McIntyre, Dennis 73, 74
McIntyre, Ken 63, 64, 65
McIntyre, Robert 64, 65, 66
McKeever, Bill 38, 39, 40
McKenna, John 62
McKoy, Wayne 78, 79, 80, 81
McLeod, Roshown 94, 95
McMahon, Jack 50, 51, 52
McMorrow, Jim 52, 53
McNichols, Mike 29, 30, 31
McRae, Fred 75, 76
Menar, Alex 64, 65
Menar, Ralph 76
Menniefield, Mike 96, 97
Middleton, Lamont 92, 93
Midwinter, Ray 48
Milhaven, Barry 89, 90
Milhaven, George 40, 41, 42
Mimlend, Charles 93, 94, 95, 97
Mischler, John 33
Missere, Phil 04, 05, 06
Mitaritonna, Bill 94
Molloy, John 12, 13
Montana, Joseph 55, 56
Moran 25
Morrisset, James 14
Moschetti, Al 41, 42, 43
Moses, Mike 84, 85
Mullin, Chris 82, 83, 84, 85

Mullin, Terrence 89, 90, 91, 92
Mulzoff, Frank 49, 50, 51
Murphy, Joseph 14, 15, 16, 17
Murphy, Paul 20, 21
Murtha, "Chip" 33, 34, 35
Muto, Sean 88, 89, 90, 91

N
Nagler, Morton 32
Ndaiye, Khadim 13, 14, 15
Neary, Tom 29, 30, 31, 32
Nelson, Tom 43
Newman, Tom 22
Nicklas, Felix 14, 15, 16, 17
Nolan, Ed 53
Noonan, Don 49, 50, 51
Norman, George 10
Nwachie, Olisa 15

O
O'Brien, William 18, 19
O'Brien 27
O'Brien, Al 43
O'Brien, Vincent 22
O'Hara, Frank 60, 62, 63
O'Malley, Raphael 29
O'Neill, Charles 21
O'Shea, Bernard 28, 29, 30
O'Shea, Joseph 09, 10
O'Shea, Tom 50, 51
O'Sullivan, William 61, 62, 63
Obekpa, Chris 13, 14, 15
Ochs, Norman 45
Oeding, E. Carl 34, 35, 36
Oldham, Archie 46, 47, 48, 49
Orvis, Heath 00

P
Paige, Dick 26
Palmer, George 37, 38, 39
Pare, Frank 45
Parenti, Mike 55, 56, 57
Parker, John 00, 01
Pascal, Bernie 57, 58, 60
Pascal, Hal 55, 56, 57
Passante, Ralph 62
Pastoshek, George 43, 46
Patterson, Avery 07
Paultz, William 69, 70
Pedone, Mike 58, 59, 60
Perocchia, Mike 58
Peterson, Carl 52, 53, 54
Phillips, Jim 51
Phillips, Bill 70, 71, 72
Phillips, Edward 32, 33, 34
Plair, Ron 78, 79, 80, 81
Plantamura, Frank 43, 47, 48
Plate, Jim 67, 68
Plol, Francis 26
Pointer, Sir'Dominic 12, 13, 14, 15
Polinski, Jacob 32, 33
Polee II, Dwayne 11
Polo, Francis 27
Polzer, Charles 37, 38
Porter, Mike 88
Posnack, Max 28, 29, 30, 31
Postell, Laver 97, 98, 99, 00
Pressman, Ken 44, 45, 46, 47
Price, Dewey 24
Prince, Anthony 71, 72, 73

R
Rafferty, Kevin 72, 73, 74
Rasmussen, William 53
Raugelas, Francis 34, 35
Redding, Curtis 80, 81
Redding, Ed 47, 48, 49, 50
Reiher, Pete 25
Reilly, Bernard 08, 09
Relfford, Cecil 76, 77
Rencher, Bernard 78, 79, 80

Reynolds, Grady 03, 04
Rhodes, Vincent 27
Richardson, Albert 99
Riley, Robert 70
Riley, Rich 70
Rivers, Gerard 12
Roach, Nygel 04, 05, 06
Roberts, Quincy 09, 10, 11
Robertson, Hernel 75, 76
Robinson, Murray 44, 45, 46
Roethel, Lou 57, 58, 59
Romano, Robert 53, 54
Rossini, Lou 42, 43
Rougelas, F. 36
Rowan, Ron 85, 86
Rowland, Mike 66, 67, 68
Rubenstein, Sidney 33
Ruckert, John 11
Russell, David 80, 81, 82, 83
Rutledge, Ron 71
Ryan, John 58, 59

S
Sagona, Philip 52, 53, 54
Salz, Frank 25
Sampson, JaKarr 13, 14
Sanchez, Orlando 13, 14
Sanders, Spencer 61
Sasko, Jim 84
Satalino, Marty 53, 54, 55
Savage, John 13
Savio, Pete 44
Sawicki, Joseph 28
Scaliti, Lewis 54
Schaeffer, William 71, 72, 73
Scheiman, Jon 00, 01, 02, 03
Schliedker, Joseph 08
Schmelt 12
Schmidt, Austin 18, 19
Schreiber, Ted 58
Schuckman, Al 29, 30, 31
Schulman, Harry 27, 28
Scott, James 94, 95
Scott, Shannelle 91, 92, 93, 94
Sealy, Malik 89, 90, 91, 92
Sealy, Sam 12, 13
Seanduria, Ted 41
Searcy, Ed 72, 73, 74
Sebest, Frank 77
Seiden, Alan 57, 58, 59
Seiferd, Harold 27
Shanley, Jack 35, 36, 37
Shaw, William 01, 02, 03
Shea, William 45
Shea, Dan 17
Shurina, Steve 85, 86, 87, 88
Singleton, Bill 89, 90, 91
Skarulis, John 62
Slattery, 43
Slott, George 32, 33
Small, Brad 94
Smith, Al 36
Smith, Irving 30, 31, 32
Smith, Pete 63, 64
Smith, Tristan 02, 03
Smith, William 73, 74, 75, 76
Smyth, James 68, 69, 70
Sokolowski, Joseph 26
Soto, Geovani 97, 98
Spears, Aaron 06, 07
Spena, Joseph 43
Sproling, Chucky 90, 91, 92
St. John, John 46
Stanley, Andre 02, 03, 04
Stephens, Mike 30, 31
Stewart, Myles 15
Stewart, Ron 82, 83, 84, 85
Stith, Malik 10, 11, 12
Summer, Ivy 44, 45, 46, 47
Swartz, Al 65, 66, 67
Sydor, Harry 44
Syed, Kareem 97, 98, 99, 00
Szeblewski, Chris 63

T
Tallen, Thomas 35, 36
Taubeneck, John 09, 10
Testagrossa, Al 36
Thomas, Gordon 77, 78, 79
Thomas, Rob 08, 09, 10, 11
Thome, Don 54
Thornton, Bootsy 99, 00
Todd, Joseph 21, 22, 23, 24
Tolan, Thomas 47, 48, 49
Torres, Ricky 06, 07
Tough, Robert 41, 42
Tracey, Thomas 10, 11, 12, 13
Tully, Ray 50
Tumminello, Philip 37
Turner, Tarik 95, 96, 97, 98
Tyler-Jones, Melvin, 04, 05
Tynan, Jim 44

U
Unger, William 08, 09
Utley, Mel 73, 74, 75

V
Vocke, Howard 37, 38, 39

W
Waddleton, Dan 62, 63, 64
Wait, Phil 09
Walker, Solly 52, 53, 54
Wallach, Eugene 40, 41, 42
Walsh 08
Walsh, Jim 52, 53, 54
Walsh, William 68, 69
Ward, John 37
Warren, John 67, 68, 69
Washington, Larry 81, 82
Wassmer, David 49, 50, 51
Weadock, Tom 75, 76, 77
Wehr, Don 44
Weinbronn, Harry 27, 28, 29
Weis, Joseph 15, 16
Weis, Philip 24, 25
Wells, Allen 19
Wenington, Bill 82, 83, 84, 85
Werddan, Robert 89, 90, 91, 92
Wertz, Ray 43, 44, 45, 46
Weston, "Shadow" 47, 48
White, Jamal 11, 12, 13
White, Jim 40, 41, 42
White, John 41
Williams, Glen 74, 75, 76, 77
Williams, Jayson 88, 89, 90
Williams, Kevin 80, 81, 82, 83
Williams, Ryan 05, 06
Wilson, Joseph 56
Winfree, Kevin 76, 77, 78
Wirell, Ken 63, 64, 65
Wolf, Raymond 28
Wolflinger, Jack 01
Wolff, Ray 74
Wosnitzer, Charles 39
Wright, Larry 07, 08
Wright, Rudy 77, 78, 79

Y
Yard, Tony 88
Yates, David 08, 09, 10, 11
Yates, Robert 08
Yates, Joseph 15
Young, George 09, 10
Young, Vincent 34, 36

Z
Zarnitz, George 27
Zaslofsky, Max 46
Zausner, Lou 46
Zawoluk, Robert 50, 51, 52



MARK JACKSON



MARCUS HATTEN



LAVOR POSTELL



ERICK BARKLEY



BILL WENNINGTON



FELIPE LOPEZ

Year	Player	Team	Round	Selected
1949	Dick McGuire	New York	1st	*
1950	Gerry Calabrese	Syracuse	2nd	*
1951	Al McGuire	New York	6th	*
1952	Jack McMahon	Rochester	5th	*
	Ron MacGilvary	Rochester	6th	*
	Bob Zawoluk	Indianapolis	10th	*
1954	Solly Walker	New York	7th	62
1957	Dick Duckett	Cincinnati	2nd	9
1959	Alan Seiden	St. Louis	2nd	14
1961	Tony Jackson	New York	3rd	24
1962	LeRoy Ellis	Los Angeles	1st	8
	Kevin Loughery	Detroit	2nd	13
1965	Ken McIntyre	St. Louis	3rd	19
1966	Bob McIntyre	St. Louis	4th	34
1967	Sonny Dove	Detroit	1st	4
1968	Rudy Bogard	Baltimore	12th	164
1969	John Warren	New York	1st	11
1970	Joe DePre	Phoenix	2nd	29
	Billy Paultz	San Diego	7th	103
1972	Greg Cluess	New York	6th	91
1973	Bill Schaeffer	Los Angeles	2nd	23
	Tony Price	Philadelphia	17th	203
	Mel Davis	New York	1st	14
1974	Ed Searcy	New Orleans	5th	82
1975	Mel Utley	Cleveland	2nd	33
	Kevin Cluess	Kansas City	4th	67
1976	Beaver Smith	New York	5th	76
1977	Glen Williams	Milwaukee	2nd	27
	Cecil Relford	Phoenix	5th	93
	Tom Weadock	New York	7th	140
1978	George Johnson	Milwaukee	1st	12

Year	Player	Team	Round	Selected
1979	Reggie Carter	New York	2nd	27
	Gordon Thomas	New York	10th	189
1980	Bernard Rencher	Chicago	6th	120
1981	Wayne McKoy	New York	3rd	63
	Curtis Redding	Denver	8th	169
	Frank Gilroy	Philadelphia	8th	183
1983	David Russell	Denver	2nd	37
	Kevin Williams	San Antonio	2nd	46
	Billy Goodwin	Milwaukee	3rd	65
	Bob Kelly	Milwaukee	10th	223
1984	Jeff Allen	Kansas City	3rd	56
1985	Chris Mullin	Golden State	1st	7
	Bill Wennington	Dallas	1st	16
1986	Walter Berry	Portland	1st	14
	Ron Rowan	Philadelphia	3rd	67
1987	Mark Jackson	New York	1st	18
	Willie Glass	Los Angeles	3rd	69
1988	Shelton Jones	San Antonio	2nd	27
1990	Jayson Williams	Phoenix	1st	21
1992	Malik Sealy	Indiana	1st	14
	Robert Werdann	Denver	2nd	46
1994	Shawnelle Scott	Portland	2nd	43
1998	Felipe Lopez	San Antonio**	1st	24
1999	Ron Artest	Chicago	1st	16
2000	Erick Barkley	Portland	1st	28
	Lavor Postell	New York	2nd	39
2001	Omar Cook	Orlando***	2nd	32
2012	Maurice Harkless	Philadelphia	1st	15
2015	Sir'Dominic Pointer	Cleveland	2nd	53

* Information not available; ** Traded to Vancouver on Draft Day
 *** Traded to Denver on Draft Day



CHRIS MULLIN



OMAR COOK



RON ARTEST



MALIK SEALY



MAURICE HARKLESS



ATLANTA HAWKS

Harry Boykoff
(*Tri-Cities Blackhawks*)
Andrew Levane
(*Milwaukee Hawks*)
Ron MacGilvray
(*Milwaukee Hawks*)
Jack McMahon
(*St. Louis Hawks*)
Billy Paultz
Max Zaslofsky
(*Milwaukee Hawks*)



BOSTON CELTICS

Harry Boykoff
Jack Garfinkel
Ed Searcy



BROOKLYN NETS

Walter Berry
(*NJ Nets*)
Mel Davis
(*NJ Nets*)
Joe DePre
(*NY Nets*)
Sonny Dove
(*NY Nets*)
Tony Jackson
(*NJ Americans*)
(*NY Nets*)
Bob McIntyre
(*NJ Americans*) (*NY Nets*)
Billy Paultz
(*NY Nets*)
Billy Schaeffer
(*NY Nets*)
Robert Werdann
(*NJ Nets*)
Jayson Williams
(*NJ Nets*)
Kevin Williams
(*NJ Nets*)



CHARLOTTE HORNETS



CHICAGO BULLS

Ron Artest
Bill Wennington



CLEVELAND CAVALIERS

Zendon Hamilton
D.J. Kennedy
Shawnelle Scott
John Warren
Kevin Williams



DALLAS MAVERICKS

Bill Wennington



DENVER NUGGETS

Zendon Hamilton
Mark Jackson
George Johnson
Shawnelle Scott
Robert Werdann



DETROIT PISTONS

Sonny Dove
Kevin Loughery
Dick McGuire
Malik Sealy
Bob Tough
(*Fort Wayne Pistons*)
Max Zaslofsky
(*Fort Wayne Pistons*)



GOLDEN ST. WARRIORS

Danny Finn
(*Philadelphia Warriors*)
Shelton Jones
Chris Mullin
Bob Zawoluk
(*Philadelphia Warriors*)



HOUSTON ROCKETS

Ron Artest
Walter Berry
Mark Jackson
Billy Paultz



INDIANA PACERS

Ron Artest
Mark Jackson
George Johnson
Chris Mullin
Malik Sealy



LA CLIPPERS

Zendon Hamilton
Mark Jackson
Malik Sealy
Kevin Williams



LA LAKERS

Ron Artest
LeRoy Ellis



MEMPHIS GRIZZLIES

Felipe Lopez
(*Vancouver Grizzlies*)

*Players to appear in at least one NBA game



MIAMI HEAT

James Scott



MILWAUKEE BUCKS

Zendon Hamilton
George Johnson



MINNESOTA TIMBERWOLVES

Felipe Lopez
Malik Sealy



NEW ORLEANS PELICANS



NEW YORK KNICKS

Ron Artest
Reggie Carter
Mel Davis
Mark Jackson
Al McGuire
Dick McGuire
Lavor Postell
John Warren
Max Zaslofsky



OKC THUNDER

Kevin Williams
(*Seattle Supersonics*)



ORLANDO MAGIC

Maurice Harkless



PHILADELPHIA 76ERS

Gerry Calabrese
(*Syracuse Nationals*)
LeRoy Ellis
Zendon Hamilton
George Johnson
Shelton Jones
Andrew Levane
(*Syracuse Nationals*)
Kevin Loughery
JaKarr Sampson
Jayson Williams



PHOENIX SUNS



PORTLAND TRAIL BLAZERS

Erick Barkley
Walter Berry
Omar Cook
LeRoy Ellis
Ron Rowan
Maurice Harkless



SACRAMENTO KINGS

Ron Artest
Red Davis
(*Rochester Royals*)
Dick Duckett
(*Cincinnati Royals*)
Andrew Levane
(*Rochester Royals*)
Jack McMahon
(*Rochester Royals*)
Bill Wennington



SAN ANTONIO SPURS

Walter Berry
Shelton Jones
Billy Paultz
Shawnelle Scott
Kevin Williams



TORONTO RAPTORS

Omar Cook
Zendon Hamilton
Mark Jackson



UTAH JAZZ

Mark Jackson
Billy Paultz



WASHINGTON WIZARDS

LeRoy Ellis
(*Baltimore Bullets*)
George Johnson
(*Washington Bullets*)
Kevin Loughery
(*Baltimore Bullets*)
Felipe Lopez
Al McGuire
Bob Tough
(*Baltimore Bullets*)
Max Zaslofsky
(*Baltimore Bullets*)

THE EARLY YEARS

Defunct NBA Teams

WATERLOO HAWKS

Harry Boykoff
Bob Tough

MINNESOTA PIPERS

Tony Jackson

HOUSTON MAVERICKS

Tony Jackson

WASHINGTON CAPITALS

Ken Keller

PROVIDENCE STEAMROLLERS

Ken Keller
George Pastushok
Ray Wertsis

VIRGINIA SQUIRES

Billy Schaeffer

TORONTO HUSKIES

Ray Wertsis

CLEVELAND REBELS

Ray Wertsis

CHICAGO STAGS

Max Zaslofsky

INDIANAPOLIS OLYMPIANS

Bob Zawoluk



Malik Ellison

Fr. • G • 6-6 • 205
Voorhees, N.J.



Amar Alibegovic

So. • F • 6-9 • 235
Rome, Italy



Christian Jones

R-Jr. • F • 6-7 • 230
Arlington, Texas



Marcus LoVett

Fr. • G • 6-0 • 180
Fort Wayne, Ind.



Federico Mussini

Fr. • G • 6-1 • 160
Reggio Emilia, Italy



Durand Johnson

GS • G/F • 6-6 • 210
Baltimore, Md.



Felix Balamou

Sr. • G • 6-4 • 205
Conakry, Guinea



Tariq Owens

So. • F • 6-10 • 190
Odenton, Md.



Elijah Holifield

Fr. • G • 6-2 • 180
Atlanta, Ga.



Kassoum Yakwe

Fr. • F • 6-7 • 205
Bamako, Mali



Ron Mvouika

GS • G/F • 6-6 • 210
Paris, France



Yankuba Sima

Fr. • C • 6-11 • 215
Girona, Spain



Darien Williams

Jr. • F • 6-8 • 225
San Francisco, Calif.



Chris Mullin
Head Coach



Barry Rohrssen
Associate Head Coach



Matt Abdelmassih
Assistant Coach



Greg St. Jean
Assistant Coach



Mitch Richmond
Special Assistant



Dan Matic
Director of Operations



Luca Virgilio
Graduate Assistant



Dru Anthrop
Graduate Assistant