

65-11-03
Vol. 30

No. 331

DEPARTMENT OF TRADE AND COMMERCE
DOMINION BUREAU OF STATISTICS
EXTERNAL TRADE BRANCH



QUARTERLY REPORT

OF THE

TRADE OF CANADA

(IMPORTS FOR CONSUMPTION AND EXPORTS)

(Compiled from Records Supplied by the Department of National Revenue)

MONTHS OF JULY, AUGUST AND SEPTEMBER
1929, AND SIX MONTHS ENDING SEPTEMBER,
1928 AND 1929

Published by Authority of the Hon. James Malcolm, M.P.,
Minister of Trade and Commerce



OTTAWA
F. A. ACLAND
PRINTER TO THE KING'S MOST EXCELLENT MAJESTY
1929

Price, 50 cents

REPORTS OF THE DOMINION BUREAU OF STATISTICS

I. Population:

Annual Report on Vital Statistics. Monthly Report on Vital Statistics. Divorce.
Annual Estimate of Population.

CENSUS OF CANADA, 1921

- | | |
|---|---|
| <p>Reports—</p> <p>Vol. I—Introduction—Number, Sex, Distribution, Racial Origins—Religions.</p> <p>Vol. II—Ages, Conjugal Conditions, Birthplace, Language, Literacy, etc.</p> <p>Vol. III—Families, Dwellings, Rentals, Earnings.</p> <p>Vol. IV—Occupations and Employments.</p> <p>Vol. V—Agriculture.</p> <p>Bulletins—</p> <p>I. Population of New Brunswick.</p> <p>II. Population of Nova Scotia.</p> <p>III. Population of Prince Edward Island.</p> <p>IV. Population of Alberta.</p> <p>V. Population of Manitoba.</p> <p>VI. Population of British Columbia.</p> <p>VII. Population of Saskatchewan.</p> <p>VIII. Population of Ontario.</p> <p>IX. Population of Quebec.</p> <p>X. Population of Canada—Summary by Provinces, Cities, Towns, etc.</p> | <p>XI. Origins of the People.</p> <p>XII. Religions of the People.</p> <p>XIII. Dwellings and Families.</p> <p>XIV. Age Distribution.</p> <p>XV. Conjugal Condition.</p> <p>XVI. Birthplaces.</p> <p>XVII. Literacy.</p> <p>XVIII. School Attendance.</p> <p>XIX. Language Spoken and Mother Tongue.</p> <p>XX. Year of Immigration.</p> <p>XXI. Citizenship of the Foreign Born.</p> <p>Agricultural Bulletins—</p> <p>I. Field Crops of Prairie Provinces.</p> <p>II. Prince Edward Island.</p> <p>III. New Brunswick.</p> <p>IV. Nova Scotia.</p> <p>V. Manitoba.</p> <p>VI. Quebec.</p> <p>VII. Ontario.</p> <p>VIII. British Columbia.</p> <p>IX. Saskatchewan.</p> <p>X. Alberta.</p> <p>XI. General Summary for Canada.</p> <p>XII. Pure Bred Domestic Animals.</p> |
|---|---|

CENSUS OF MANITOBA, SASKATCHEWAN AND ALBERTA, 1926

Bulletins—Population and Agriculture of Manitoba.
Population and Agriculture of Saskatchewan.
Population and Agriculture of Alberta.

- II. Agriculture:**—Grain—Annual and Weekly. Live Stock and Animal Products. Monthly Bulletin of Agricultural Statistics. Advance Summaries of Agricultural Statistics. Monthly Produce Bulletins.
- III. Fisheries:**—Annual Report of Fisheries Statistics. Advance Summary of Fish caught, marketed and prepared.
- IV. Furs:**—Annual Report on Fur Farms. Annual Report on the Production of Raw Furs.
- V. Forestry:**—Annual Summary of value, etc., of Forest Production.
- VI. Mineral Production (Mining and Metallurgy):**—General Reports—Annual and semi-annual. Coal—Annual and Monthly. General annual bulletins on individual industries.
- VIII. Manufactures:**
General Summary by Provinces and leading cities.
Manufactures of Vegetable Products.
Animal Products and Their Remanufactures.
Textile and Allied Industries.
Manufactures of Wood and Paper Products.
Iron and Its Products.
Manufactures of Non-Ferrous Metals.
Manufactures of Non-Metallic Minerals.
Chemicals and Allied Products.
Miscellaneous Manufactures.
Bulletins on individual industries under each of above headings.
- VIII. External Trade:**
Annual Report of the Trade of Canada.
Condensed Preliminary Report of the Trade of Canada (Annual).
Quarterly Report of the Trade of Canada.
Calendar Year Report of the Trade of Canada.
Monthly Bulletins of Trade Statistics.
- IX. Transportation, Communication and Public Utilities:**
Steam Railways—Monthly and Annual. Electric Railways. Canals. Monthly Statement of Car Loadings.
Express. Telegraphs. Telephones. Central Power Stations.
- X. Internal Trade:**—Prices, Monthly and Annual. Census of Trading Establishments. Balance of International Payment Bulletins. Canadian Capital Investments.
- XI. Labour:**—Monthly Report on Employment Statistics. Monthly Report of Building Permits.
- XII. Finance:**—Municipal Statistics. Provincial Finance Statistics. Monthly Statement of Bank Debts to Individual Accounts.
- XIII. Justice:**—Criminal Statistics.
- XIV. Education:**—Historical Survey of Education in Canada. Annual Report on Education Statistics.
- XV. Abstracts:**—The Canada Year Book, 1927-28. Monthly Review of Canadian Business Statistics.
- XVI. Miscellaneous:**—Annual Estimate of National Wealth. Annual Survey of Production. Annual Report on Tourist Trade.
- XVII. Annual Report of Dominion Statistician.**

Vol. 30

No. 331

DEPARTMENT OF TRADE AND COMMERCE
DOMINION BUREAU OF STATISTICS
EXTERNAL TRADE BRANCH

QUARTERLY REPORT
OF THE
TRADE OF CANADA

(IMPORTS FOR CONSUMPTION AND EXPORTS)

Compiled from Records Supplied by the Department of National Revenue

MONTHS OF
JULY, AUGUST AND SEPTEMBER, 1929, AND
SIX MONTHS ENDING SEPTEMBER,
1928 AND 1929

Published by Authority of the Hon. James Malcolm, M.P.,
Minister of Trade and Commerce



OTTAWA
F. A. ACLAND
PRINTER TO THE KING'S MOST EXCELLENT MAJESTY
1929

TABLE OF CONTENTS

	PAGE
Explanatory Notes.....	iv-v
IMPORTS AND EXPORTS OF CANADA—	
Introductory Tables—	
Imports and Exports, by Main Groups, for July, August and September 1929, and six months ending September 1927, 1928 and 1929.....	vi-vii
Imports and Exports (Totals only) for each month in the three previous fiscal years and the completed months of the current fiscal year—	
Imports by Main Groups and Duty collected.....	viii-ix
Exports by Main Groups.....	x-xi
Imports from the United Kingdom and Exports to.....	xii
Imports from the United States and Exports to.....	xiii
Trade of Canada for months of July, August and September, 1920 to 1929.....	xiv
Trade of Canada for four months ending July, five months ending August and six months ending September 1920 to 1929.....	xv
Trade of Canada for twelve months ending July, August and September 1920 to 1929.....	xvi
Imports of merchandise and Exports of Canadian merchandise, by Countries and Continents, for July, August and September, 1929, and six months ending September, 1928 and 1929.....	xvii-xix
Exports of Foreign merchandise, by Countries, for July, August and September, 1929, and six months ending September 1928 and 1929.....	xx
Imports and Exports, by Ports and Provinces, for July, August and September, 1929, and six months ending September 1928 and 1929.....	xxi-xxv
Imports into Canada for Consumption, by Countries and Main Groups for July, August and September, 1929, and six months ending September, 1929.....	xxvi-xxxi
Exports of Canadian Produce from Canada, by Countries and Main Groups, for July, August and September 1929, and six months ending September, 1929.....	xxxiv-xll
Detailed Tables—	
Imports, by Articles and Principal Countries, for July, August and September, 1929, and six months ending September, 1928 and 1929—	
I. Agricultural and Vegetable Products (except Chemicals, Fibres and Wood).....	2
II. Animals and Animal Products (except Chemicals and Fibres).....	40
III. Fibres, Textiles and Textile Products.....	59
IV. Wood, Wood Products and Paper.....	92
V. Iron and Its Products.....	110
VI. Non-Ferrous Metals and Their Products.....	148
VII. Non-Metallic Minerals and Their Products (except Chemicals).....	161
VIII. Chemicals and Allied Products.....	177
IX. Miscellaneous Commodities.....	199
X. Coin and Bullion.....	214
Exports of Canadian Produce, by Articles and Principal Countries, for July, August and September, 1929, and six months ending September, 1928 and 1929—	
I. Agricultural and Vegetable Products (except Chemicals, Fibres and Wood).....	216
II. Animals and Animal Products (except Chemicals and Fibres).....	233
III. Fibres, Textiles and Textile Products.....	252
IV. Wood, Wood Products and Paper.....	256
V. Iron and Its Products.....	265
VI. Non-Ferrous Metals and Their Products.....	279
VII. Non-Metallic Minerals and Their Products (except Chemicals).....	285
VIII. Chemicals and Allied Products.....	291
IX. Miscellaneous Commodities.....	295
X. Coin and Bullion.....	300
Exports of Foreign Produce, by Articles and Principal Countries, for July, August and September, 1929, and six months ending September, 1928 and 1929—	
I. Agricultural and Vegetable Products (except Chemicals, Fibres and Wood).....	302
II. Animals and Animal Products (except Chemicals and Fibres).....	303
III. Fibres, Textiles and Textile Products.....	303
IV. Wood, Wood Products and Paper.....	304
V. Iron and Its Products.....	304
VI. Non-Ferrous Metals and Their Products.....	305
VII. Non-Metallic Minerals and Their Products (except Chemicals).....	304
VIII. Chemicals and Allied Products.....	304
IX. Miscellaneous Commodities.....	307
X. Coin and Bullion.....	308
INDEX.....	309

TABLES DES MATIÈRES

	Page
Notes explicatives.....	iv-v
IMPORTATIONS ET EXPORTATIONS DU CANADA—	
Tableaux d'ensemble—	
Importations et exportations, par groupes principaux, pour les mois de juillet, d'août et septembre 1929 et pour six mois terminés avec septembre 1927, 1928 et 1929.....	vi-vii
Importations et exportations, pour chaque mois des trois années fiscales antérieures à, et pour chaque mois écoulé de l'année fiscale en cours—	
Importations, par groupes principaux et droits perçus.....	viii-ix
Exportations, par groupes principaux.....	x-xi
Importations du et exportations au Royaume-Uni.....	xii
Importations des et exportations aux États-Unis.....	xiii
Commerce du Canada pour les mois de juillet, d'août et de septembre 1920 à 1929.....	xiv
Commerce du Canada pour quatre mois se terminant avec juillet et cinq mois se terminant avec août 1920 à 1929.....	xv
Commerce du Canada pour douze mois se terminant avec juillet, août et septembre 1920 à six mois se terminant avec septembre.....	xvi
Importations au Canada et exportations de marchandises canadiennes, par pays et par continents, pour juillet, août et septembre 1929 et six mois se terminant avec septembre 1928 et 1929.....	xvii-xix
Exportations de marchandises étrangères, par pays, en juillet, août et septembre 1929 et trois mois se terminant avec juin 1928 et 1929.....	xx
Importations et exportations, par ports et par provinces, en juillet, août et septembre 1929, et six mois se terminant avec septembre 1928 et 1929.....	xxi-xxv
Importations pour la consommation au Canada, par pays et par groupes principaux, en juillet, août et septembre 1929 et six mois se terminant avec septembre 1929.....	xxvi-xxxiii
Exportations de produits canadiens, par pays et groupes principaux, en juillet, août et septembre 1929 et six mois se terminant avec septembre 1929.....	xxxiv-xli
Tableaux de détail—	
Importations, par produits et principaux pays, en juillet, août et septembre 1929 et six mois se terminant avec septembre 1928 et 1929—	
I. Produits agricoles et substances végétales (excepté, produits chimiques, fibres et bois).....	2
II. Animaux et leurs produits (excepté, produits chimiques et fibres).....	40
III. Fibres, textiles et produits textiles.....	59
IV. Bois, produits du bois et papier.....	92
V. Fer et ses dérivés.....	110
VI. Métaux non ferreux et leurs produits.....	148
VII. Métalloïdes et leurs produits (excepté, produits chimiques).....	161
VIII. Produits chimiques et leurs produits.....	177
IX. Marchandises diverses.....	199
X. Monnaies et lingots.....	214
Exportations de produits canadiens, par produits et principaux pays, en juillet, août et septembre 1929 et six mois se terminant avec septembre 1928 et 1929—	
I. Produits agricoles et substances végétales (excepté, produits chimiques, fibres et bois).....	216
II. Animaux et leurs produits (excepté, produits chimiques et fibres).....	233
III. Fibres, textiles et produits textiles.....	252
IV. Bois, produits du bois et papier.....	257
V. Fer et ses dérivés.....	265
VI. Métaux non ferreux et leurs produits.....	279
VII. Métalloïdes et leurs produits (excepté, produits chimiques).....	285
VIII. Produits chimiques et leurs produits.....	291
IX. Marchandises diverses.....	295
X. Monnaies et lingots.....	300
Exportations de produits étrangers, par produits et principaux pays, en juillet, août et septembre 1929 et six mois se terminant avec septembre 1928 et 1929—	
I. Produits agricoles et substances végétales (excepté, produits chimiques, fibres et bois).....	302
II. Animaux et leurs produits (excepté, produits chimiques et fibres).....	313
III. Fibres, textiles et produits textiles.....	303
IV. Bois, produits du bois et papier.....	304
V. Fer et ses dérivés.....	304
VI. Métaux non ferreux et leurs produits.....	305
VII. Métalloïdes et leurs produits (excepté, produits chimiques).....	305
VIII. Produits chimiques et leurs produits.....	305
IX. Marchandises diverses.....	307
X. Monnaies et lingots.....	308
INDEX.....	309

EXPLANATORY NOTES

In this report, throughout, the statements of quantities and values are based on the declarations of importers (import entries) and exporters (export entries) as subsequently checked by Customs officials.

Weight, where shown, is the net weight of the goods, excluding the weight of the covers or receptacles, except in cases of certain goods, as provided in the Customs tariff.

The expression "ton" means 2,000 pounds, and "cwt." 100 pounds, avoirdupois. Where other units of quantity are used, Imperial standards apply.

Imports: Valuation—"Imports" means "Imports for Consumption." "Entered for Consumption" does not imply that the goods have been actually consumed in Canada, but that they have passed into the possession of the importer and that duty has been paid on that portion liable for duty.

The value of imported merchandise is the fair market value or the price thereof when sold for home consumption in the principal markets of the country whence and at the time when the same were exported directly to Canada. The "price" and "value" of the goods in every case are stated as in condition packed ready for shipment, the fair value being shown in the currency of the country of export, and the selling price to the purchaser in Canada shown in the actual currency in which the goods were purchased. In the case of goods that are the manufacture or produce of a foreign country the currency of which is substantially depreciated, the value stated is the value that would be placed on similar goods manufactured or purchased in the United Kingdom and imported from that country, if such similar goods are made or produced there. If similar goods are not made or produced in the United Kingdom, the value stated is the value of similar goods made or produced in any European country the currency of which is not substantially depreciated.

Canadian Exports: Valuation—"Canadian Produce" exported includes Canadian products or manufactures, also exports of commodities of foreign origin which have been changed in form or enhanced in value by further manufacture in Canada, such as sugar refined in Canada from imported raw sugar, flour ground from imported wheat, and articles constructed or manufactured from imported materials.

The value of exports of Canadian merchandise is the actual cost or the value at the time of exportation at the points in Canada whence originally shipped.

Foreign Exports: Valuation—"Foreign Produce" exported consists of foreign merchandise which had been imported (entered for home consumption).

The value of such commodities is the actual cost of such goods.

Countries to Which Trade is Credited.—Imports are classified as received from the countries whence they were consigned to Canada. The countries of consignment are the countries from which the goods have come, without interruption of transit, save in the course of transshipment or transfer from one conveyance to another.

The countries whence goods are consigned are not necessarily the countries of actual origin, since goods produced in one country may be purchased by a firm in another country and thence despatched, after a longer or shorter interval, to Canada. In such cases the second country would be the country of consignment to which the goods would be credited. An example is the case of tea grown in the Orient but purchased in the bonded market in London, England; Canadian statistics record such imports as coming from the United Kingdom.

Exports are credited to the country of final destination, *i.e.*, the country to which they are consigned, whether that country possesses a seaboard or not. The country of final destination is the country to which goods exported from Canada are intended to pass, without interruption of transit save in the course of transshipment or transfer from one means of conveyance to another.

Ports—In this report the tables of imports and exports at the several ports of entry indicate that merchandise of the value stated was entered inwards or passed outwards at the ports mentioned, but do not imply that the imports were all for consumption at such ports or that the exports originated there.

The initials N.O.P. mean "not otherwise provided for."

Electrical Energy—The values of electrical energy imported and exported are included in the totals of trade as from April 1, 1928.

NOTES EXPLICATIVES

Toutes les indications de volume et de valeur que l'on trouvera dans cet ouvrage sont basées sur les déclarations des importateurs et des exportateurs (documents d'importation et d'exportation) subséquentement vérifiées par les fonctionnaires des douanes.

Partout où il est question de poids, il s'agit du poids net des marchandises, c'est-à-dire que le poids des emballages, récipients, etc., n'y est pas compris, sauf certaines exceptions énumérées au tarif des douanes.

L'expression «ton.» signifie 2,000 livres et «qtx» (ou quintal) 100 livres avoir-du-poids. Lorsque l'on se sert d'autres unités, il convient d'adopter le standard impérial de poids et mesures.

Importations: Evaluation—«Importations» signifie «importations pour la consommation.» «Entrées pour la consommation» n'implique pas que ces marchandises sont nécessairement consommées au Canada, mais qu'elles ont été livrées à l'importateur, qui a payé les droits sur telle partie imposable de ces marchandises.

La valeur des marchandises importées est le prix réel et exact qu'elles commandent sur les principaux marchés du pays d'où elles viennent, au moment de leur exportation directe au Canada. Le «prix» et la «valeur» des marchandises sont invariablement établis après leur emballage, lorsqu'elles sont prêtes à être expédiées, leur valeur étant indiquée en monnaie du pays exportateur et le prix de vente à l'acheteur canadien indiqué en la monnaie qui a servi de base à cet achat. Lorsqu'il s'agit de marchandises provenant d'un pays étranger dont la devise monétaire est substantiellement dépréciée, la valeur indiquée est analogue à celle des marchandises similaires fabriquées ou achetées au Royaume-Uni et importées de ce pays, s'il fabrique ou produit des marchandises similaires. Dans le cas contraire, on adopte la valeur de marchandises similaires fabriquées ou produites dans un pays européen quelconque dont la devise monétaire n'est pas substantiellement dépréciée.

Exportations: Evaluation—L'expression «produits canadiens» couvre non seulement les produits du sol ou des manufactures du Canada mais aussi les produits d'origine étrangère qui ont été modifiés dans leur forme ou augmentés de valeur par l'industrie canadienne, comme le sucre raffiné au Canada après y avoir été importé brut, la farine extraite de blé importé et les articles construits ou fabriqués avec des matériaux importés.

La valeur des produits canadiens exportés est leur valeur actuelle aux ports du Canada d'où ils sont expédiés, au moment de leur exportation.

Réexportations: Evaluation—Les «produits étrangers» exportés englobent toutes les marchandises réexportées par le Canada, après avoir été importées (entrées pour la consommation).

La valeur de ces produits étrangers est le coût effectif de ces marchandises.

Pays auxquels le commerce est attribué: Les importations sont attribuées aux pays d'où elles ont été consignées au Canada. Les pays de consignation sont les pays d'où viennent les marchandises, sans autre interruption de transit que les transbordements inévitables.

Les pays d'où les marchandises sont consignées ne sont pas nécessairement les pays d'origine, car les marchandises produites dans un certain pays peuvent avoir été achetées par une firme d'un autre pays, d'où elles peuvent être expédiées au Canada après une période plus ou moins longue. Dans ce cas, l'attribution de ces marchandises est faite au second pays, considéré comme pays de consignation. Il en sera ainsi, par exemple, du thé récolté en Orient mais acheté sur le marché de Londres, Angleterre; les statistiques canadiennes considèrent telles importations comme venant du Royaume-Uni.

Les exportations sont attribuées au pays de l'ultime destination, c'est-à-dire le pays où elles sont consignées, même si ce pays ne possède pas de port de mer. Le pays d'ultime destination est le pays que les marchandises exportées du Canada doivent finalement atteindre sans interruption de transit autre que les transbordements inévitables.

Ports—Les tableaux des importations et des exportations aux différents ports d'entrée, qui figurent dans ce rapport, indiquent que ces marchandises sont passées par ces ports, soit à l'entrée, soit à la sortie, mais ne signifient pas qu'elles aient été consommées dans ces ports, ni qu'elles y eussent leur origine.

Les initiales «n.a.é.» signifient «non autrement énuméré».

Energie électrique—La valeur de l'énergie électrique importée et exportée est comprise dans les totaux du rapport du Commerce du 1er avril 1928.

IMPORTS AND EXPORTS OF CANADA—

SUMMARY of the Imports and Exports, by Main Groups, for the months of July
 RÉSUMÉ des importations et des exportations par groupes principaux, pour les

Main Groups	Months, 1929		
	Mois, 1929		
	July Juillet	August Août	September Septembre
MERCHANDISE			
IMPORTS FOR CONSUMPTION.			
Agricultural and Vegetable Products (except Chemicals, Fibres and Wood)...	19,589,212	19,529,054	18,187,862
Animals and Animal Products (except Chemicals and Fibres).....	4,737,799	5,049,023	5,372,192
Fibres, Textiles and Textile Products.....	16,941,214	17,385,099	14,412,395
Wood, Wood Products and Paper.....	5,581,016	5,373,982	5,003,251
Iron and its Products.....	30,420,605	27,435,295	22,049,021
Non-Ferrous Metals and their Products.....	7,924,198	7,629,972	7,906,159
Non-Metallic Minerals and their Products (except Chemicals).....	18,125,213	18,506,100	16,303,069
Chemicals and Allied Products.....	3,375,892	3,151,864	3,423,585
Miscellaneous Commodities.....	7,499,615	7,509,535	6,541,695
Total Imports for Consumption.....	114,200,854	111,630,924	99,379,848
Dutiable Imports.....	73,414,145	73,940,016	65,687,872
Free Imports.....	40,786,709	37,690,908	33,691,976
Duty Collected on Imports.....	17,485,454	17,548,894	16,601,743
EXPORTS OF CANADIAN PRODUCE.			
Agricultural and Vegetable Products (except Chemicals, Fibres and Wood)...	36,094,108	27,244,776	22,135,922
Animals and Animal Products (except Chemicals and Fibres).....	13,387,821	13,198,827	15,034,537
Fibres, Textiles and Textile Products.....	1,015,325	1,149,450	802,995
Wood, Wood Products and Paper.....	24,929,321	27,815,438	24,718,068
Iron and its Products.....	7,462,806	7,713,030	6,822,422
Non-Ferrous Metals and their Products.....	13,319,212	12,670,918	11,970,200
Non-Metallic Minerals and their Products (except Chemicals).....	2,507,403	2,832,978	2,419,594
Chemicals and Allied Products.....	1,717,291	1,846,201	1,810,396
Miscellaneous Commodities.....	1,786,153	1,792,901	2,036,891
Exports of Canadian Produce.....	102,219,440	96,264,517	87,751,034
EXPORTS OF FOREIGN PRODUCE.			
Agricultural and Vegetable Products (except Chemicals, Fibres and Wood)...	615,805	954,550	624,366
Animals and Animal Products (except Chemicals and Fibres).....	118,748	88,985	47,418
Fibres, Textiles and Textile Products.....	170,105	124,283	75,846
Wood, Wood Products and Paper.....	44,047	32,874	19,583
Iron and its Products.....	374,807	361,827	384,721
Non-Ferrous Metals and their Products.....	158,892	67,315	78,573
Non-Metallic Minerals and their Products (except Chemicals).....	254,680	89,608	83,463
Chemicals and Allied Products.....	39,843	57,103	15,948
Miscellaneous Commodities.....	1,689,798	353,534	342,842
Total Exports of Foreign Produce.....	3,466,734	2,130,079	1,672,500
AGGREGATE TRADE.			
Imports for Consumption.....	114,200,854	111,630,924	99,379,848
Exports—			
Canadian Produce.....	102,219,440	96,264,517	87,751,034
Foreign Produce.....	3,466,734	2,130,079	1,672,500
Total Trade.....	219,887,028	210,025,520	188,803,442
COIN AND BULLION			
Imports for Consumption.....	227,084	277,942	246,878
Exports—			
Canadian Produce.....	10		
Foreign Produce.....	252,331	276,018	293,825
Total.....	479,425	553,960	540,703

IMPORTATIONS ET EXPORTATIONS DU CANADA.

August and September, 1929, and six months ending September 1927, 1928 and 1929.
 mois de juillet, août et septembre 1929 et trois mois terminés avec juin 1927, 1928 et 1929.

Six months ending September Six mois terminés avec septembre			Groupes principaux.
1927	1928	1929	
\$	\$	\$	MARCHANDISES
			IMPORTATIONS POUR LA CONSOMMATION.
114,071,110	115,467,190	114,220,736	Produits agricoles et substances végétales (excepté, produits chimiques, fibres et bois).
28,598,474	33,050,423	30,014,508	Animaux et produits animaux (excepté, produits chimiques et fibres).
85,811,699	95,340,323	95,091,330	Fibres, textiles et produits textiles.
25,303,044	28,643,334	31,846,620	Bois, produits du bois et papier.
139,039,779	154,470,379	188,536,643	Fer et ses dérivés.
28,637,931	33,452,348	44,062,453	Métaux non ferreux et leurs produits.
80,876,488	81,836,311	94,794,445	Métalloïdes et leurs produits (excepté, produits chimiques).
16,656,100	18,950,623	21,190,948	Produits chimiques et leurs dérivés.
31,591,422	35,210,734	39,645,786	Marchandises diverses.
551,478,017	626,421,665	660,293,469	Total des importations pour la consommation.
356,545,136	408,539,187	436,650,121	Importations imposables.
194,932,881	217,882,478	223,643,348	Importations en franchise.
85,080,623	97,479,294	105,252,808	Droits perçus sur les importations.
			EXPORTATIONS DES PRODUITS CANADIENS.
230,947,605	291,124,155	194,456,304	Produits agricoles et substances végétales (excepté, produits chimiques, fibres et bois).
75,741,176	78,278,224	70,440,269	Animaux et produits animaux (excepté, produits chimiques et fibres).
5,935,214	4,902,067	5,249,313	Fibres, textiles et produits textiles.
144,141,531	141,506,806	147,752,378	Bois, produits du bois et papier.
32,522,879	35,332,681	43,606,126	Fer et ses dérivés.
44,554,518	50,104,015	74,428,090	Métaux non ferreux et leurs produits.
13,095,882	12,089,016	15,040,678	Métalloïdes et leurs produits (excepté, produits chimiques).
7,880,972	8,548,940	9,831,378	Produits chimiques et leurs dérivés.
8,164,519	9,325,209	10,807,060	Marchandises diverses.
562,964,296	632,092,913	571,611,596	Total des exportations des produits canadiens.
			EXPORTATIONS DES PRODUITS ÉTRANGERS.
3,345,119	4,497,967	4,105,443	Produits agricoles et substances végétales (excepté, produits chimiques, fibres et bois).
834,292	912,105	567,466	Animaux et produits animaux (excepté, produits chimiques et fibres).
772,974	994,720	707,842	Fibres, textiles et produits textiles.
270,672	141,667	187,937	Bois, produits du bois et papier.
1,613,854	1,620,619	2,558,299	Fer et ses dérivés.
340,980	305,745	522,701	Métaux non ferreux et leurs produits.
437,675	652,358	710,278	Métalloïdes et leurs produits (excepté, produits chimiques).
226,752	168,327	338,055	Produits chimiques et leurs dérivés.
2,298,578	1,613,459	3,177,978	Marchandises diverses.
10,140,806	10,906,864	12,974,989	Total des exportations des produits étrangers.
			COMMERCE AGGRÉGÉ.
551,478,017	626,421,665	660,293,469	Importations pour la consommation.
562,964,296	632,092,913	571,611,596	Exportations—
10,140,806	10,906,864	12,974,989	De provenance canadienne.
			De provenance étrangère.
1,124,583,209	1,269,421,442	1,244,880,054	Total des échanges.
			MONNAIES ET LINGOTS.
4,995,583	3,620,593	1,279,219	Importations pour la consommation.
3,008,960	17,045,927	409,660	Exportations—
2,033,382	11,925,470	3,226,653	De provenance canadienne.
			De provenance étrangère.
10,037,925	32,591,990	4,915,532	Total.

TOTAL IMPORTS FOR CONSUMPTION
TOTAL DES IMPORTATIONS POUR LA CONSOMMA

Months. — Mois.	Agricultural and Vegetable Products — Produits agricoles et substances végétales	Animals and Animal Products — Animaux et produits animaux	Fibres, Textiles and Products — Fibres, textiles et tissus	Wood and Paper — Bois et papier	Iron and Its Products — Fer et ses dérivés	Non- Ferrous Metals and Products — Métaux non ferreux et produits
	\$	\$	\$	\$	\$	\$
1926-27						
April.....	14,292,977	3,755,526	12,778,967	3,160,455	16,705,307	3,272,946
May.....	16,254,622	4,339,129	13,955,872	3,957,493	23,015,470	3,892,042
June.....	17,939,768	4,602,275	14,326,768	3,906,851	23,392,995	4,269,321
July.....	18,415,511	4,117,584	15,626,444	4,000,599	20,070,780	3,917,918
August.....	17,686,384	3,841,661	16,376,383	4,205,915	20,095,115	4,442,275
September.....	16,348,373	3,891,432	14,085,753	4,069,652	18,915,022	4,587,564
October.....	18,494,534	3,935,504	15,326,510	4,488,990	17,240,564	4,764,654
November.....	20,645,516	4,336,422	15,009,759	4,286,265	15,531,548	4,941,271
December.....	20,207,999	4,113,539	13,615,762	3,654,349	14,168,515	4,928,161
January.....	15,497,994	4,333,645	16,403,120	3,394,506	14,605,550	4,078,215
February.....	14,656,153	4,897,743	15,989,081	3,570,754	16,215,334	4,043,522
March.....	22,658,290	7,049,675	20,089,512	5,176,469	28,573,279	5,609,953
Total.....	213,098,121	53,214,135	183,583,931	47,982,298	229,429,485	52,747,842
1927-28.						
April.....	12,588,866	3,917,333	13,109,035	3,411,896	22,647,564	4,047,012
May.....	20,030,620	4,904,220	13,222,382	4,218,484	26,034,722	4,762,137
June.....	23,334,945	4,349,299	14,337,248	4,560,824	24,374,288	5,049,533
July.....	20,478,263	4,911,994	14,425,276	4,281,073	21,419,165	4,482,385
August.....	19,451,031	5,091,827	16,688,079	4,643,085	23,310,387	5,131,914
September.....	19,087,385	5,414,701	14,032,649	4,187,682	20,052,653	5,164,950
October.....	20,818,026	4,922,615	15,297,441	4,643,551	18,491,787	5,812,258
November.....	23,552,880	5,437,582	14,665,046	4,481,008	16,746,963	5,964,056
December.....	21,301,516	5,597,708	15,302,858	3,843,983	14,479,862	5,049,721
January.....	16,455,948	6,547,874	17,693,176	3,593,211	15,599,391	4,214,256
February.....	17,339,556	7,117,128	16,710,234	4,162,793	20,162,068	4,582,612
March.....	23,680,624	7,578,640	21,581,039	5,723,334	36,056,170	5,929,202
Total.....	238,185,560	65,790,021	186,994,462	51,750,924	259,575,020	60,190,036
1928-29.						
April.....	14,778,353	4,550,164	12,408,110	3,745,627	24,823,414	4,382,237
May.....	21,215,730	6,375,310	15,389,620	5,004,954	35,367,182	5,665,732
June.....	21,164,806	5,958,503	16,169,569	4,941,604	32,871,085	5,658,149
July.....	19,409,856	5,287,599	16,132,905	4,846,110	29,922,303	5,673,241
August.....	19,529,737	5,305,385	18,724,900	5,165,502	33,491,213	6,202,600
September.....	19,368,708	5,573,462	16,516,814	4,939,537	27,995,182	5,870,389
October.....	21,808,434	5,611,197	17,803,814	5,504,029	25,867,558	7,111,905
November.....	21,664,887	5,477,470	16,397,376	5,028,280	21,539,277	7,045,286
December.....	19,838,887	4,829,989	16,214,242	4,664,005	20,268,747	6,603,770
January.....	16,490,212	7,416,041	19,708,570	4,641,145	23,593,437	5,844,318
February.....	15,932,960	7,180,000	18,450,332	4,563,473	26,619,933	6,751,401
March.....	21,927,674	8,096,634	22,521,470	6,170,456	44,256,209	8,629,403
Total.....	233,130,244	71,661,754	206,439,173	59,214,818	346,615,810	75,438,431
1929-30.						
April.....	15,587,384	4,295,669	14,845,838	4,495,420	33,463,739	6,748,011
May.....	21,743,332	5,752,554	16,348,100	5,896,636	42,235,227	7,855,417
June.....	19,583,872	4,807,271	15,158,588	5,426,315	32,925,066	6,898,697
July.....	19,589,212	4,737,799	16,941,214	5,581,016	30,426,695	7,024,198
August.....	19,529,054	5,049,023	17,385,099	5,373,982	27,436,295	7,629,972
September.....	18,187,882	5,372,192	14,412,395	5,093,251	22,049,621	7,906,158
October.....						
November.....						
December.....						
January.....						
February.....						
March.....						
Total.....						

DUCE BY MONTHS AND MAIN GROUPS.
DIENS PAR MOIS ET PAR GROUPES PRINCIPAUX.

Non-Metallic Mineral Products — Métalloïdes et produits	Chemicals and Allied Products — Produits chimiques et dérivés	Miscellaneous Commodities — Marchandises diverses	Total Canadian Exports (mdse.)	Total Foreign Exports (mdse.)	Total Exports (mdse.) — Total des exportations (marchandises)	Coin and Bullion — Monnaies et lingots	
			Total des exportations de produits canadiens (marchandises)	Total des exportations de produits étrangers (marchandises)		Canadian — Canadiens.	Foreign — Étrangers.
\$	\$	\$	\$	\$	\$	\$	\$
1,421,088	928,909	1,313,885	60,166,868	748,209	60,915,077		49,890
1,949,006	1,165,940	1,519,759	91,339,823	1,741,447	93,081,270		60,101
2,942,314	1,149,300	1,104,758	118,188,590	1,210,251	119,398,841		60,558
2,238,695	1,187,180	1,605,715	110,325,650	1,269,146	111,594,796		51,380
2,220,876	1,368,684	1,560,075	90,621,419	1,041,811	91,663,230		165,872
2,339,968	1,224,505	1,720,301	92,224,610	1,102,074	93,326,684		360,130
2,576,732	1,624,625	1,771,904	130,279,870	1,209,331	131,489,201		295,762
3,069,533	1,564,607	1,455,098	152,355,795	1,653,203	154,009,998		224,591
3,108,710	1,363,998	1,343,500	138,421,475	1,386,516	139,807,991		142,061
2,647,382	1,429,483	1,357,312	84,094,692	1,171,480	85,266,181		36,711,893
1,889,264	1,292,528	1,270,631	78,533,607	1,269,433	79,803,040	1,008,884	1,157,758
2,477,203	1,904,001	2,054,285	105,605,107	1,612,726	107,217,833	1,004,527	3,730,323
28,880,831	16,203,760	18,077,313	1,252,157,506	15,415,036	1,267,573,142	2,011,391	43,040,819
1,294,197	1,053,311	1,231,761	77,337,964	1,066,443	78,404,407		85,377
2,123,429	1,231,874	1,142,592	108,782,591	2,515,396	111,297,987		171,042
2,592,517	1,372,805	1,319,401	105,820,190	1,522,158	107,342,348	1,005	157,326
2,400,774	1,392,668	1,434,795	79,396,041	1,375,884	80,770,925	3,007,955	194,560
2,415,677	1,118,987	1,585,157	94,210,194	1,738,701	95,951,895		1,265,382
2,269,258	1,391,327	1,450,813	97,412,316	1,922,314	99,314,630		109,995
2,237,135	1,645,451	1,177,205	103,884,933	1,936,361	105,821,294		223,027
2,460,690	1,753,453	1,432,432	153,118,718	2,401,935	155,520,653		260,265
2,266,193	1,380,364	992,842	130,277,157	1,912,391	132,189,548		191,810
2,022,437	1,447,717	1,026,250	82,564,479	1,863,264	84,427,743		48,259,515
1,713,464	1,405,200	915,543	88,565,196	1,821,658	90,386,854		7,072,231
2,154,129	1,872,359	1,417,568	106,974,564	2,172,186	109,146,750		237,777
25,949,930	17,365,516	15,036,359	1,228,349,343	22,248,691	1,250,598,034	3,008,960	58,878,007
1,258,965	1,049,352	914,476	59,098,315	1,480,108	60,578,423		127,265
2,156,315	1,475,311	1,755,063	118,021,324	2,132,849	120,151,173		183,757
2,318,008	1,550,777	1,890,913	107,121,091	2,017,491	109,138,582	9,009,999	3,298,621
2,429,420	1,592,686	1,586,853	125,530,791	1,837,832	127,368,623	8,035,928	7,781,607
2,443,221	1,513,195	1,614,258	112,493,026	1,411,196	113,904,222		294,445
2,363,081	1,367,610	1,573,646	109,828,366	2,027,388	111,855,754		249,775
2,834,681	1,556,744	1,765,291	141,809,216	2,138,975	143,918,221		286,663
2,484,224	1,858,839	1,654,463	167,013,618	3,078,030	170,091,648		231,522
2,405,660	1,666,846	1,358,974	130,847,423	2,307,817	133,215,240	4,021,875	17,932,327
2,165,994	1,764,751	1,340,504	94,823,857	2,354,384	97,278,241	9,831,132	27,495,404
1,951,383	1,809,140	1,097,210	82,259,345	1,553,073	83,812,418	4,511,830	176,877
2,590,832	2,232,804	1,722,162	114,763,270	2,757,260	117,520,530	1,501,701	251,735
27,401,790	19,438,064	18,263,813	1,363,709,672	25,186,403	1,388,896,075	36,932,465	58,299,998
1,769,860	1,151,870	1,286,475	65,727,599	1,426,337	67,153,936		125,870
2,705,288	1,708,058	2,107,017	107,472,827	1,963,109	109,435,936	200	130,007
2,805,555	1,597,562	1,797,623	112,176,179	2,316,170	114,492,349	409,450	2,147,702
2,507,403	1,717,291	1,786,153	102,219,440	3,466,734	105,686,174	10	252,331
2,832,978	1,846,201	1,792,901	96,264,517	2,130,079	98,394,596		276,018
2,410,594	1,810,396	2,030,891	87,751,034	1,672,560	89,423,594		293,825

TRADE OF CANADA WITH UNITED STATES BY MONTHS.
 COMMERCE DU CANADA AVEC LES ÉTATS-UNIS PAR MOIS.
 (Marchandises seulement)

Months. Mois.	Imports for Consumption. — Importations pour la consommation			Exports. — Exportations.		
	Dutiable Goods — Impos- ables	Free Goods — En franchise	Total	Canadian Produce — Provenance canadienne	Foreign Produce — Provenance étrangère	Total
	\$	\$	\$	\$	\$	\$
1926-27.						
April.....	26,808,722	18,955,949	45,764,671	27,998,145	668,581	28,666,726
May.....	36,117,418	22,910,655	59,028,073	34,037,302	1,507,985	35,545,347
June.....	36,089,544	25,399,979	62,089,523	37,329,312	891,430	38,220,742
July.....	31,741,415	25,566,556	57,307,971	40,733,728	965,084	41,699,412
August.....	33,471,204	25,898,996	59,370,200	41,248,913	873,568	42,122,481
September.....	32,442,776	23,336,394	55,779,170	39,645,289	834,413	40,479,702
October.....	32,395,373	25,782,743	58,178,116	46,803,064	994,102	47,797,166
November.....	30,926,839	24,464,909	55,391,838	45,353,027	1,433,407	46,786,434
December.....	28,371,551	24,580,444	52,951,995	40,417,588	1,177,562	41,595,150
January.....	28,018,132	25,592,057	53,610,189	34,907,578	1,040,040	35,947,618
February.....	30,029,800	20,832,709	50,862,509	32,909,233	1,068,197	34,007,430
March.....	45,622,045	31,035,723	76,657,768	45,039,550	1,427,472	46,467,022
Total.....	392,664,819	294,357,204	687,022,023	466,422,789	12,912,441	479,335,230
1927-28.						
April.....	32,706,387	18,922,080	51,628,467	29,168,611	915,712	30,084,323
May.....	38,802,541	25,340,214	64,142,755	37,496,177	1,206,867	38,703,044
June.....	37,965,064	26,724,548	64,689,612	42,043,772	1,261,465	43,305,237
July.....	33,432,397	23,398,633	56,831,030	39,920,461	1,188,798	41,107,259
August.....	36,435,178	26,654,713	63,089,891	41,130,015	1,508,594	42,638,609
September.....	33,517,287	24,664,158	58,181,445	42,101,081	1,710,690	43,811,771
October.....	33,290,982	24,914,204	58,205,186	42,032,858	1,716,630	43,749,488
November.....	30,710,205	24,795,314	55,505,519	47,627,356	2,134,332	49,761,688
December.....	27,572,564	25,676,926	53,249,490	40,342,089	1,756,596	42,098,685
January.....	27,666,023	25,039,994	52,705,717	34,350,518	1,700,227	36,050,745
February.....	32,902,076	25,079,743	57,981,819	37,025,312	1,672,339	38,697,651
March.....	51,046,340	31,638,999	82,685,339	44,907,133	1,870,623	46,777,756
Total.....	416,047,644	302,848,626	718,896,270	478,145,383	18,640,873	496,786,256
1928-29.						
April.....	35,808,563	20,575,562	56,384,125	28,120,634	1,380,326	29,500,970
May.....	48,899,8	29,796,176	78,696,038	41,998,883	1,714,481	43,713,364
June.....	45,070,092	30,372,386	75,442,478	40,384,854	1,801,439	42,186,293
July.....	43,038,741	27,466,842	70,505,183	42,609,152	1,555,136	44,164,288
August.....	48,572,503	28,696,461	77,268,964	43,808,437	1,232,078	45,100,515
September.....	42,351,965	28,375,426	70,727,391	43,705,379	1,599,154	45,304,533
October.....	43,867,642	30,170,546	74,038,188	47,508,011	1,860,664	49,377,705
November.....	37,062,338	28,329,386	65,391,724	43,299,805	2,810,253	46,110,058
December.....	35,432,619	28,321,964	63,754,583	44,998,139	1,932,931	46,931,070
January.....	37,538,304	29,802,781	67,341,085	39,152,326	2,043,391	41,195,717
February.....	41,460,139	26,441,718	67,901,857	34,765,945	1,323,792	36,089,737
March.....	64,773,179	35,716,895	100,490,613	50,010,540	2,372,287	52,382,827
Total.....	523,846,086	344,166,143	868,012,229	499,612,145	21,654,942	521,267,087
1929-30.						
April.....	48,004,194	24,695,827	72,700,021	33,567,607	1,256,798	34,844,403
May.....	57,485,469	31,825,447	89,311,916	44,610,933	1,732,440	46,343,373
June.....	48,490,076	27,825,162	76,315,238	46,754,038	2,068,695	48,822,733
July.....	47,139,486	29,859,042	77,039,445	44,080,082	3,198,334	47,878,416
August.....	45,989,530	28,532,384	74,521,912	48,463,911	1,767,097	50,231,038
September.....	40,857,726	25,149,176	66,006,902	44,055,004	1,470,746	45,526,350
October.....						
November.....						
December.....						
January.....						
February.....						
March.....						
Total.....						

TRADE OF CANADA FOR THE MONTHS OF JULY, AUGUST AND SEPTEMBER, 1920 TO 1929.
 COMMERCE DU CANADA POUR LES MOIS DE JUILLET, AOÛT ET SEPTEMBRE 1920 A 1929.

Years — Années	Imports Entered for Consumption — Importations pour la consommation			Exports — Exportations			Total Trade (Midse.) — Total des échanges (marchan- dises)	Excess Imports (i) Exports (e) — Excédent des impor- tations (i) ou des expor- tations (e)	Duty Collected on Imports — Droits perçus sur les importations	Years — Années
	Merchandise—Marchandises			Merchandise—Marchandises						
	Dutiable — Imposables	Free — En franchise	Total	Canadian Produce — De provenance canadienne	Foreign Produce — De provenance étrangère	Total				
MONTH OF JULY, 1920 TO 1929—MOIS DE JUILLET, 1920 à 1929										
1920	85,260,925	42,007,886	127,268,811	104,875,624	2,035,766	106,911,390	234,180,201 (i)	20,357,421	17,176,803	1920
1921	40,701,518	21,704,372	62,405,890	54,518,030	1,922,107	56,440,143	118,846,033 (i)	5,985,747	9,698,029	1921
1922	41,586,163	19,170,046	60,757,019	70,430,235	1,300,393	71,820,628	132,577,047 (e)	11,063,609	11,292,505	1922
1923	51,187,642	25,009,588	77,074,230	82,997,748	1,480,150	84,477,898	161,552,128 (e)	7,403,668	11,120,430	1923
1924	47,400,570	25,230,795	72,631,365	87,050,218	1,161,310	88,220,528	160,851,893 (e)	15,589,103	10,017,227	1924
1925	48,772,920	32,719,474	81,492,403	101,678,787	1,601,192	103,279,979	184,772,322 (e)	21,787,510	12,018,137	1925
1926	54,851,135	31,753,776	86,604,911	110,325,650	1,209,146	111,594,796	200,199,707 (e)	22,949,885	12,750,230	1926
1927	58,280,646	32,308,801	90,589,447	79,395,043	1,375,884	80,770,925	171,360,372 (i)	9,827,522	14,028,030	1927
1928	67,409,221	35,994,428	103,403,649	125,530,791	1,847,832	127,368,623	230,772,272 (e)	23,964,974	16,125,905	1928
1929	73,414,145	40,786,709	114,200,854	102,210,440	3,468,734	105,680,174	219,887,026 (i)	8,514,680	17,485,454	1929
MONTH OF AUGUST, 1920 to 1929—MOIS D'AOÛT, 1920 à 1929										
1920	82,942,134	41,375,880	124,318,014	112,278,064	1,480,331	113,767,395	238,085,499 (i)	10,550,619	16,091,804	1920
1921	42,910,903	22,236,398	65,147,301	61,485,993	877,005	62,362,998	127,510,290 (i)	2,784,305	10,452,209	1921
1922	45,680,458	21,674,292	67,354,750	73,388,199	1,100,220	74,488,419	141,941,160 (e)	7,131,669	11,759,792	1922
1923	52,623,909	26,201,768	78,825,677	80,821,409	1,308,637	81,330,036	160,165,733 (e)	2,504,359	11,850,806	1923
1924	41,254,901	20,714,676	61,969,577	73,821,631	999,995	74,821,626	136,791,203 (e)	12,852,049	9,564,540	1924
1925	50,127,487	31,646,977	82,074,474	111,469,525	1,004,289	112,413,814	194,488,288 (e)	30,339,340	12,239,648	1925
1926	58,073,217	31,506,358	89,660,575	90,821,419	1,041,511	91,863,230	181,332,805 (e)	1,993,655	13,722,633	1926
1927	63,527,277	35,821,063	99,348,340	94,216,194	1,739,701	95,954,895	195,303,233 (i)	3,393,445	14,012,637	1927
1928	75,825,882	38,349,464	114,175,346	112,493,026	1,411,193	113,904,222	229,079,568 (i)	271,124	17,602,490	1928
1929	73,940,016	37,660,908	111,600,924	96,264,517	2,130,079	98,394,596	210,025,520 (i)	13,236,328	17,543,894	1929
MONTH OF SEPTEMBER, 1920 to 1929—MOIS DE SEPTEMBRE, 1920 à 1929										
1920	77,853,655	37,237,933	115,121,588	94,389,685	2,014,059	96,403,744	211,525,332 (i)	18,717,844	15,507,867	1920
1921	39,069,045	20,736,442	59,805,487	58,283,182	1,327,017	59,590,199	119,395,683 (i)	215,298	9,775,510	1921
1922	42,118,486	18,109,924	60,318,410	71,592,824	1,341,633	72,934,241	133,252,691 (e)	12,615,871	10,232,943	1922
1923	49,315,766	22,035,434	71,351,200	67,602,641	1,214,919	68,817,571	140,168,771 (e)	2,533,629	11,233,441	1923
1924	41,832,789	22,068,500	63,901,289	80,030,729	1,491,898	82,455,627	140,356,915 (e)	19,554,338	9,758,525	1924
1925	51,499,934	27,122,057	78,662,591	108,497,911	1,015,674	109,573,585	158,233,175 (e)	39,910,994	12,721,940	1925
1926	55,303,209	30,199,702	85,502,911	92,224,610	1,102,074	93,326,684	178,989,593 (e)	7,763,773	13,610,733	1926
1927	57,951,711	35,851,066	93,802,777	97,412,316	1,922,314	99,334,630	191,137,407 (e)	7,531,853	14,575,827	1927
1928	67,685,123	38,391,066	106,066,189	109,823,366	2,027,898	111,855,754	217,921,943 (e)	5,789,565	16,580,008	1928
1929	65,687,872	33,991,970	99,379,843	87,751,034	1,672,560	89,423,594	188,803,442 (i)	9,956,254	16,601,743	1929

TRADE OF CANADA FOR FOUR MONTHS ENDING JULY, FIVE MONTHS ENDING AUGUST, AND SIX MONTHS
ENDING SEPTEMBER, 1920 TO 1929.
COMMERCE DU CANADA POUR LES QUATRE MOIS TERMINÉS AVEC JUILLET, LES CINQ MOIS TERMINÉS AVEC AOÛT ET
SIX MOIS TERMINÉS AVEC SEPTEMBRE, 1920 A 1929.

Years — Années	Imports Entered for Consumption — Importations pour la consommation			Exports — Exportations			Total Trade (Mdse.) — Total des échanges (marchan- dises)	Excess Imports (i) Exports (e) — Excédent des impor- tations (i) ou des expor- tations (e)	Duty Collected on Imports — Droits perçus sur les importations	Years — Années
	Merchandise—Marchandises			Merchandise—Marchandises						
	Dutiable — Imposables	Free — En franchise	Total	Canadian Produce — De provenance canadienne	Foreign Produce — De provenance étrangère	Total				
FOUR MONTHS ENDING JULY, 1920 to 1929—QUATRE MOIS TERMINÉS AVEC JUILLET, 1920 à 1929										
1920	314,266,414	159,306,175	473,572,589	342,112,423	9,582,749	351,695,172	825,267,701 (i)	121,877,417	73,361,150	1920
1921	172,498,396	81,364,066	253,862,462	215,927,956	5,014,321	220,942,277	474,804,739 (i)	32,920,185	39,057,515	1921
1922	161,114,841	75,127,735	236,242,576	243,254,469	4,743,975	248,038,444	-84,281,023 (e)	11,795,869	43,756,425	1922
1923	206,256,530	107,896,910	314,153,440	308,355,390	4,737,736	311,083,126	625,248,566 (i)	3,060,314	45,861,341	1923
1924	179,046,272	92,212,314	271,258,586	327,309,594	4,068,534	331,378,128	602,636,714 (e)	80,119,542	41,223,788	1924
1925	183,524,166	108,484,925	292,009,091	351,407,904	4,374,303	355,782,207	647,791,298 (e)	69,773,116	45,517,840	1925
1926	212,863,687	121,107,943	333,971,593	380,020,931	4,969,053	384,989,984	718,961,574 (e)	51,018,394	50,847,142	1926
1927	235,066,148	125,260,752	360,326,900	371,335,786	6,479,881	377,815,667	738,142,567 (e)	17,488,767	56,592,159	1927
1928	265,028,182	141,151,948	406,180,130	409,771,521	7,468,250	417,239,801	823,419,931 (e)	11,059,671	63,295,795	1928
1929	297,022,233	152,260,464	449,282,697	387,593,045	9,172,350	396,765,395	846,051,092 (e)	52,514,302	71,012,171	1929
FIVE MONTHS ENDING AUGUST, 1920 to 1929—CINQ MOIS TERMINÉS AVEC AOÛT, 1920 à 1929										
1920	397,208,548	200,682,055	597,890,603	454,390,487	11,072,080	465,462,567	1,063,353,170 (i)	132,428,036	90,351,934	1920
1921	215,409,299	103,690,464	319,099,763	277,413,948	5,891,326	283,305,275	692,313,038 (i)	35,704,488	49,509,724	1921
1922	206,765,299	96,802,027	303,567,326	319,640,668	5,884,195	322,524,863	626,122,180 (e)	18,927,537	55,516,217	1922
1923	259,880,439	134,088,078	392,978,117	398,376,799	6,046,363	392,423,162	785,492,379 (i)	555,955	57,712,147	1923
1924	220,301,173	112,926,990	333,228,163	401,131,225	5,068,529	406,199,754	739,427,917 (e)	72,971,591	50,788,324	1924
1925	233,651,663	140,451,902	374,083,565	462,817,420	5,378,592	468,196,012	842,270,586 (e)	60,112,456	57,807,488	1925
1926	270,936,904	152,704,201	423,641,105	470,642,350	6,010,864	476,653,214	930,294,379 (e)	53,012,049	64,598,775	1926
1927	298,593,425	161,081,815	459,675,240	465,551,980	8,218,582	473,770,562	1,033,443,802 (e)	14,095,322	71,504,796	1927
1928	340,854,064	179,501,412	520,355,476	522,294,547	8,879,476	531,144,023	1,051,499,499 (e)	10,788,547	80,899,239	1928
1929	370,982,249	189,951,372	560,933,621	483,860,562	11,302,429	495,162,991	1,056,076,612 (i)	65,750,630	88,561,065	1929
SIX MONTHS ENDING SEPTEMBER, 1920 to 1929—SIX MOIS TERMINÉS AVEC SEPTEMBRE, 1920 à 1929										
1920	475,692,203	237,919,988	713,612,191	548,780,172	13,086,139	561,866,311	1,274,873,502 (i)	151,145,880	105,859,821	1920
1921	254,478,344	124,336,906	378,815,250	335,677,131	7,218,343	342,895,474	721,710,724 (i)	35,919,776	59,245,234	1921
1922	248,913,785	115,001,951	363,915,736	388,233,293	7,225,848	395,459,141	759,374,881 (e)	31,543,408	65,749,160	1922
1923	308,196,205	156,134,112	464,330,317	453,979,440	7,281,293	461,240,733	925,571,051 (i)	3,089,584	68,975,588	1923
1924	242,133,962	134,995,490	397,129,452	482,091,954	6,563,427	488,655,381	885,784,833 (e)	91,525,929	60,546,853	1924
1925	285,151,597	167,594,550	452,746,156	571,315,340	6,454,266	577,769,606	1,030,515,762 (e)	125,023,540	70,529,128	1925
1926	326,300,113	182,903,963	509,204,076	562,866,980	7,112,958	569,979,898	1,079,183,974 (e)	60,775,822	78,189,508	1926
1927	356,545,136	194,932,881	551,478,017	562,964,296	10,140,896	573,105,192	1,124,583,209 (e)	21,627,175	85,040,623	1927
1928	408,539,187	217,882,478	626,421,665	632,092,913	10,906,864	642,999,777	1,269,221,442 (e)	16,578,112	97,479,294	1928
1929	436,650,121	223,643,348	660,293,469	571,611,590	12,974,949	584,586,539	1,243,880,054 (i)	75,706,884	105,252,808	1929

TRADE OF CANADA FOR TWELVE MONTHS ENDING JULY, AUGUST AND SEPTEMBER, 1920 TO 1929.
 COMMERCE DU CANADA POUR LES DOUZE MOIS TERMINÉS AVEC JUILLET, AOÛT ET SEPTEMBRE, 1920 A 1929.

Years — Années	Imports Entered for Consumption — Importations pour la consommation			Exports — Exportations			Total Trade (Mdse.) — Total des échanges (marchan- dises)	Excess Imports (i) Exports (e) — Excédent des impor- tations (i) ou des expor- tations (e)	Duty Collected on Imports — Droits perçus sur les importations	Years — Années
	Merchandise—Marchandises			Merchandise—Marchandises						
	Du table — Imposables	Free — En franchise	Total	Canadian Produce — De provenance canadienne	Foreign Produce — De provenance étrangère	Total				
TWELVE MONTHS ENDING JULY, 1920 to 1929—DOUZE MOIS TERMINÉS AVEC JUILLET, 1920 à 1929										
1920	821,470,076	431,733,613	1,253,203,689	1,223,720,624	40,742,413	1,264,463,537	2,517,667,223	(e) 11,259,848	208,001,705	1920
1921	705,793,388	314,655,367	1,020,448,755	1,062,979,234	16,695,990	1,079,675,224	2,100,123,979	(e) 59,228,469	140,472,152	1921
1922	484,242,738	245,941,678	730,184,416	767,547,193	13,455,933	781,023,176	1,511,207,622	(e) 50,838,730	126,181,405	1922
1923	582,400,471	298,089,637	880,490,108	994,552,364	13,793,155	1,008,350,519	1,888,840,627	(e) 127,860,411	135,907,815	1923
1924	564,088,836	285,383,177	850,472,013	1,056,305,250	12,741,039	1,079,048,299	1,929,520,312	(e) 228,576,286	130,481,792	1924
1925	520,492,349	297,190,693	817,683,042	1,093,165,683	12,600,059	1,105,765,722	1,923,448,764	(e) 288,082,680	124,516,506	1925
1926	612,391,191	356,900,049	969,291,231	1,343,938,818	13,939,093	1,357,937,914	2,327,199,145	(e) 283,614,683	149,262,412	1926
1927	682,099,474	375,148,341	1,057,247,815	1,243,472,361	16,926,464	1,260,398,825	2,317,646,140	(e) 383,151,010	164,711,394	1927
1928	740,012,262	414,797,434	1,154,809,696	1,290,785,073	23,237,090	1,290,022,168	2,414,831,864	(e) 135,212,472	178,577,405	1928
1929	853,069,481	455,712,177	1,308,781,658	1,341,534,193	26,899,471	1,368,424,639	2,677,206,327	(e) 59,643,011	208,194,639	1929
TWELVE MONTHS ENDING AUGUST, 1920 to 1929—DOUZE MOIS TERMINÉS AVEC AOÛT, 1920 à 1929										
1920	850,756,218	445,408,100	1,296,164,318	1,219,523,896	37,918,413	1,257,442,399	2,553,606,657	(i) 38,721,979	210,825,984	1920
1921	665,702,157	295,515,885	961,278,042	1,012,187,163	16,083,064	1,028,270,227	1,989,548,800	(e) 66,992,785	133,938,557	1921
1922	487,006,744	245,385,151	732,391,895	779,467,399	13,679,198	793,146,597	1,525,538,492	(e) 60,754,702	127,488,988	1922
1923	589,343,922	302,617,113	891,961,035	1,001,187,574	14,006,512	1,015,194,136	1,907,155,171	(e) 123,233,101	133,998,829	1923
1924	552,719,828	280,899,085	833,615,913	1,060,105,482	12,434,497	1,072,539,899	1,906,135,802	(e) 238,932,976	128,198,526	1924
1925	529,364,945	308,422,994	837,787,939	1,130,755,557	12,604,353	1,143,357,910	1,981,145,849	(e) 305,509,971	127,214,614	1925
1926	620,336,911	356,549,421	976,886,332	1,323,180,712	13,976,618	1,337,157,330	2,314,043,662	(e) 360,270,995	150,695,397	1926
1927	687,553,534	379,373,046	1,066,926,580	1,247,067,136	17,623,534	1,264,690,499	2,331,617,070	(e) 197,763,910	165,901,388	1927
1928	752,310,867	417,325,835	1,169,636,702	1,285,081,910	22,909,585	1,307,971,495	2,477,608,197	(e) 138,334,793	181,267,258	1928
1929	851,183,615	455,063,621	1,306,237,236	1,325,305,687	27,609,356	1,352,915,043	2,659,162,270	(e) 46,677,807	208,141,043	1929
TWELVE MONTHS ENDING SEPTEMBER, 1920 to 1929—DOUZE MOIS TERMINÉS AVEC SEPTEMBRE, 1920 à 1929										
1920	873,717,324	452,062,370	1,325,779,894	1,208,919,175	36,807,793	1,245,726,968	2,571,508,862	(i) 80,052,923	211,429,269	1920
1921	626,953,126	279,008,815	905,961,941	979,030,609	15,396,622	991,457,242	1,897,419,223	(e) 85,465,341	128,201,230	1921
1922	490,050,185	242,848,633	732,934,818	792,793,845	13,693,831	805,499,679	1,539,395,497	(e) 73,585,861	127,946,421	1922
1923	593,541,202	306,452,023	892,993,225	997,197,587	13,879,839	1,011,077,423	1,914,071,251	(e) 198,083,601	137,029,327	1923
1924	545,236,851	280,929,151	826,166,002	1,073,433,570	12,714,375	1,086,177,945	1,912,343,947	(e) 20,011,943	128,693,610	1924
1925	539,032,099	313,517,151	852,549,241	1,154,290,739	12,185,429	1,170,755,868	2,023,025,109	(e) 317,925,627	130,234,729	1925
1926	624,200,180	359,586,465	983,786,652	1,306,937,411	14,003,018	1,321,940,429	2,394,607,194	(e) 337,123,777	151,503,490	1926
1927	693,142,036	383,024,410	1,073,166,446	1,252,454,942	18,448,591	1,270,698,433	2,343,894,882	(e) 197,511,990	165,857,482	1927
1928	762,044,279	421,855,835	1,183,900,114	1,297,277,930	23,014,659	1,320,492,619	2,594,392,733	(e) 136,592,505	184,271,436	1928
1929	849,180,304	450,364,531	1,299,560,895	1,303,223,353	27,254,521	1,330,482,883	2,639,033,778	(e) 30,931,998	208,252,778	1929

IMPORTS INTO CANADA FOR CONSUMPTION AND EXPORTS OF CANADIAN PRODUCE, BY COUNTRIES AND CONTINENTS, FOR THE MONTHS OF JULY, AUGUST AND SEPT., 1929, AND THE SIX MONTHS ENDING SEPT., 1928 AND 1929. (Merchandise only.)

IMPORTATIONS POUR LA CONSOMMATION ET EXPORTATIONS DES PRODUITS CANADIENS, PAR PAYS ET PAR CONTINENTS, POUR LES MOIS DE JUILLET, AOÛT ET SEPT. 1929 ET LES SIX MOIS TERMINÉS AVEC SEPT. 1928 ET 1929. (Marchandises seulement.)

Countries. Pays.	Months, 1929—Mois, 1929						Six months ending Sept.—Six mois terminés avec sept.			
	July—Juillet		August—Août		September—Septembre		1928		1929	
	Imports for Consumption	Exports of Canadian Produce	Imports for Consumption	Exports of Canadian Produce	Imports for Consumption	Exports of Canadian Produce	Imports for Consumption	Exports of Canadian Produce	Imports for Consumption	Exports of Canadian Produce
	Importations pour consommation	Exportations de produits canadiens	Importations pour consommation	Exportations de produits canadiens	Importations pour consommation	Exportations de produits canadiens	Importations pour consommation	Exportations de produits canadiens	Importations pour consommation	Exportations de produits canadiens
	\$	\$	\$	\$	\$	\$	\$	\$	\$	\$
<i>British Empire</i>										
United Kingdom.....	17,750,408	23,024,899	17,947,222	21,846,071	16,327,927	22,884,455	94,459,885	203,115,109	93,158,983	139,305,140
Irish Free State.....	3,287	249,413	24,761	186,066	20,249	342,621	29,243	2,416,517	59,675	1,404,932
Aden.....	212	7,385	428	7,513	1,910	6,234	9,589	18,951	3,354	33,113
Africa—British East.....	1,797	149,229	121,974	190,466	3,725	174,833	25,148	676,551	599,435	780,622
British South.....	20,160	1,154,877	13,394	1,354,553	268,192	635,547	140,903	4,256,366	362,122	6,106,330
British West—										
Gambia.....		75		3,277		5,620		13,823		14,891
Gold Coast.....	175,399	50,695		106,860	222,159	76,462	726,304	267,009	732,590	374,933
Nigeria.....		18,307		46,283		22,287		281,464		155,928
Sierra Leone.....	2,519	3,784		9,506		4,598		33,015		41,869
Other British West Africa.....	75	890		102		770		839		2,681
Bermuda.....	8,906	202,790	9,321	158,916	6,708	261,030	38,991	730,648	71,583	908,269
British East Indies—										
British India.....	1,043,216	812,398	755,397	580,140	611,012	943,316	5,250,781	5,979,376	4,740,850	4,242,915
Ceylon.....	246,174	24,088	373,790	29,666	207,967	36,551	1,334,224	347,705	1,522,818	253,044
Straits Settlements.....	206,708	91,002	143,927	62,393	96,892	95,385	922,225	596,587	908,869	547,763
Other British East Indies.....							1,739	3,642	170	1,437
British Guiana.....	180,130	162,807	288,571	161,430	175,149	120,255	1,845,076	1,113,309	1,492,889	836,411
British Honduras.....	3,465	40,499	3,146	50,414	53,650	36,012	148,410	377,800	349,439	491,953
British Sudan.....		9,639	1,551	8,598		10,886	6,469	72,645	3,414	63,244
British West Indies—										
Barbados.....	773,070	174,968	1,050,044	128,477	159,037	104,709	4,090,211	898,360	4,116,568	759,518
Jamaica.....	872,991	338,002	520,022	456,778	320,507	558,880	3,143,738	2,563,907	3,551,423	2,572,628
Trinidad and Tobago.....	866,043	474,209	181,174	259,708	77,099	297,382	2,560,762	1,895,834	2,262,104	2,061,178
Other British West Indies.....	189,648	483,024	392,478	474,692	47,131	270,851	1,571,338	1,804,056	874,485	2,060,097
Falkland Islands.....								283		
Gibraltar.....		8,659		664		962	38	67,860		31,051
Hong Kong.....	78,977	145,451	76,134	97,811	70,248	125,457	617,091	891,440	534,984	752,551
Iraq (Mesopotamia).....	245	590	313	412		2,981	2,793	66,134	5,131	33,343
Malta.....		244,78	527	12,988	177	5,833	55	411,606	1,384	146,157
Newfoundland.....	428,059	875,251	280,464	1,195,990	238,470	1,437,088	1,254,712	5,464,831	1,196,192	6,043,870
Oceania—										
Australia.....	142,822	978,123	510,919	1,732,508	229,735	1,720,118	2,021,831	7,720,742	1,711,756	7,874,030
Fiji.....	88,570	14,032	495,653	28,410	393,036	41,920	3,381,609	152,045	1,282,346	196,339
New Zealand.....	380,078	2,010,873	288,394	2,200,916	283,228	1,689,721	3,209,094	7,324,827	3,412,049	9,944,181
Other Oceania.....		2,414		5,617		1,153		80,451		21,520
Palestine.....	3,548	4,731	916	3,340	103	9,275	13,359	100,122	17,893	57,131
Total British Empire.....	23,466,467	31,537,422	23,480,520	31,411,230	19,814,310	31,931,513	126,810,091	249,753,746	128,002,800	188,149,067

IMPORTS INTO CANADA FOR CONSUMPTION AND EXPORTS OF CANADIAN PRODUCE, BY COUNTRIES AND CONTINENTS,
FOR THE MONTHS OF JULY, AUGUST AND SEPT., 1929, AND THE SIX MONTHS ENDING SEPT., 1928 AND 1929.

(Merchandise only.)—*Concluded*

IMPORTATIONS POUR LA CONSOMMATION ET EXPORTATIONS DES PRODUITS CANADIENS, PAR PAYS ET PAR CONTINENTS,
POUR LES MOIS DE JUILLET, AOÛT ET SEPT. 1929 ET LES SIX MOIS TERMINÉS AVEC SEPT. 1928 ET 1929.

(Marchandises seulement.)—*fin.*

Countries. — Pays.	Months, 1929—Mois, 1929						Six months ending Sept.—Six mois terminés avec sept.			
	July—Juillet		August—Août		September—Septembre		1928		1929	
	Imports for Consumption	Exports of Canadian Produce	Imports for Consumption	Exports of Canadian Produce	Imports for Consumption	Exports of Canadian Produce	Imports for Consumption	Exports of Canadian Produce	Imports for Consumption	Exports of Canadian Produce
	Importations pour consommation	Exportations de produits canadiens	Importations pour consommation	Exportations de produits canadiens	Importations pour consommation	Exportations de produits canadiens	Importations pour consommation	Exportations de produits canadiens	Importations pour consommation	Exportations de produits canadiens
<i>Foreign Countries</i>	\$	\$	\$	\$	\$	\$	\$	\$	\$	\$
Abyssinia.....	1,510	3,198	2,749		2,481	761	13,126	6,579	23,865	7,672
Albania.....				324						324
Argentina.....	650,349	2,310,300	729,506	2,166,467	1,311,844	1,893,252	4,922,782	6,745,612	4,011,353	10,182,349
Armenia.....										
Austria.....	115,429	19,504	96,964	25,603	103,389	35,038	388,676	104,216	521,910	206,202
Belgium.....	1,449,580	3,276,206	1,347,048	1,913,531	1,003,294	433,438	5,965,725	13,322,935	7,382,935	12,588,011
Belgian Congo.....		25,598		38,687		16,103		77,672		178,977
Bolivia.....		15,154		24,846		6,380		39,715		94,708
Brazil.....	134,629	373,398	147,270	245,573	149,129	339,321	867,278	2,398,506	841,400	2,310,616
Bulgaria.....	1,500	3,765		3,589		8		16,222	1,500	42,844
Chile.....		192,823	78,282	254,108	351,619	260,872	81,774	1,121,250	490,401	1,475,501
China.....	269,550	2,408,029	236,809	1,354,931	280,278	922,803	1,835,660	5,101,999	1,514,011	11,947,120
Colombia.....	870,568	222,332	810,153	211,287	543,461	183,007	3,905,955	980,664	3,772,067	1,025,557
Costa Rica.....	4,585	12,621	8,186	3,780		3,868		44,286	72,830	62,052
Cuba.....	363,194	218,457	483,851	170,398	493,812	319,286	1,662,467	1,947,264	2,294,553	1,523,023
Czecho-Slovakia.....	343,599	34,153	319,992	43,016	350,350	25,747	1,548,668	883,953	1,994,954	245,115
Denmark.....	7,633	483,431	35,517	155,722	10,611	383,802	87,569	2,398,492	90,957	2,437,650
Greenland.....								214,276		
Ecuador.....		13,711		1,386		11,970		61,546		82,711
Egypt.....	8,927	67,367	310	147,721	1,248	28,631	162,649	1,017,717	113,821	565,156
Estonia.....		71		13,183				37,378		21,448
Finland.....	10,353	73,216	9,031	68,887	9,968	108,454	74,615	1,144,033	63,846	738,604
France.....	2,249,637	1,851,334	2,512,733	1,158,162	2,442,395	342,847	12,874,195	6,218,931	12,843,636	8,419,381
French Africa.....	4,115	65,602	3,643	51,210		54,498		83,404		33,769
French East Indies.....		1,267	758	1,746		3,644		749		10,371
French Guiana.....		19,415		715		29,032		37,749		57,746
French Oceania.....		9,779		1,878		1,006		25,087		14,163
French West Indies.....		62,257		46,035		31,400		1,710		316,805
Madagascar.....	3,771	2,344		1,808		5,910		1,815		16,109
St. Pierre and Miquelon.....	8,004	164,338	3,900	299,344	6,600	607,500	23,601	1,050,835	29,948	1,477,580
Germany.....	2,100,437	2,848,607	2,192,963	1,668,551	1,163,479	1,163,479	10,933,082	22,281,932	12,289,913	13,319,480
Greece.....	28,429	704,505	42,021	137,270		48,350		6,801,358	203,815	3,367,505
Guatemala.....	933	17,198	3,981	18,835	1,994	19,684	12,993	79,692	16,052	105,163
Hayti.....	8,524	7,531	14,989	7,049		16,192		250,299		98,696
Honduras.....	29,388	9,158	44,644	14,940		381		35,258		72,016
Hungary.....	5,075	17,867	1,758	6,652		957		13,677		63,463
Iceland.....		2,916		1,518		1,814		263		15,752
Italy.....	373,072	1,847,713	505,944	850,345	405,860	308,123	2,000,693	9,608,178	2,402,515	5,916,514
Tripoli.....		1,680				130		732		3,914
Italian Africa, Other.....				768				4,734		5,436

Japan.....	1,108,915	3,293,118	1,055,908	1,533,054	743,143	1,597,647	5,695,513	14,588,687	6,323,631	14,872,133
Korea.....		892	100	612		1,098	842	26,449	1,005	7,842
Lettonia (Latvia).....	1,003	1,198	61	754	166	1,660	18,019	33,896	1,230	9,402
Liberia.....		2,231		1,903		2,208		21,635		13,164
Lithuania.....					1,058		10,127	3,282	1,058	21
Mexico.....	91,152	222,498	45,532	199,796	20,941	189,003	646,415	1,136,792	408,574	1,091,103
Morocco.....	1,998	28,196	177	43,896		35,706	12,976	212,028	7,521	166,865
Netherlands.....	1,397,906	2,566,655	668,504	783,425	909,431	583,002	4,691,508	23,973,056	5,621,760	10,388,570
Dutch East Indies.....	18,097	125,546	24,517	47,802		195,901	353,798	1,399,070	212,032	1,146,084
Dutch Guiana.....		13,828	8,615	9,859		6,129	28,074	72,865	8,615	53,087
Dutch West Indies.....	12,968	17,173	22,728	22,712	42,087	26,325	95,458	83,077	206,421	108,108
Nicaragua.....	8,130	3,550	5,420	6,756	1,897	8,985	3,337	23,571	26,599	31,811
Norway.....	147,058	489,689	129,483	638,196	120,583	280,220	483,522	3,427,683	573,385	2,370,158
Panama.....		112,959		103,407		65,089		358,018		561,874
Paraguay.....		9,633		5,406		6,424	5,589	79,889		41,372
Persia.....	7,789	2,216	59,627	7,804	35,887	924	125,463	51,621	155,922	138,308
Peru.....	620,482	210,752	394,148	74,440	468,523	123,838	1,981,320	581,345	3,541,484	925,572
Poland and Danzig.....	11,380	14,747	13,995	2,926	14,023	8,742	36,626	151,700	85,595	47,695
Portugal.....	113,143	42,354	35,524	20,994	44,273	33,530	325,746	1,676,525	398,069	785,939
Azores and Madeira.....	17,335	14,327	16,459	42,828	11,550	17,041	35,420	129,175	98,937	106,152
Portuguese Africa.....		115,076		133,874		67,369		373,004		588,342
Portuguese Asia.....								909		256
Roumania.....	197	14,882	10	5,402	1,080	0,935	22,743	384,166	2,954	384,845
Russia.....	70,137	175,948	180,336	85,076	106,503	60,664	147,420	943,535	450,096	1,525,229
Salvador.....	898	18,466	1,796	12,213	714	6,192		26,326	8,446	65,327
San Domingo.....	51,537	19,575	29,913	13,661	173,378	22,008	624,420	192,926	553,943	129,535
Serb-Croat-Slovene State.....	956	669	1,097	3,354		300	20,963	29,808	9,756	2,167
Siam.....		1,376	256	15,790	3,918	8,407	99	30,819	4,174	41,377
Spain.....	134,571	336,281	156,322	401,382	188,855	290,819	1,137,360	2,282,899	1,096,171	2,453,774
Canary Islands.....	551	8,880	1,741	10,825	134	11,156	6,001	35,054	2,997	51,319
Spanish Africa.....		1,915		2,928		4,505	15	33,851		18,104
Sweden.....	168,546	179,801	208,188	313,593	185,249	108,127	1,349,617	2,237,293	1,233,979	1,509,644
Switzerland.....	580,139	186,438	784,640	116,436	738,728	106,505	3,820,383	204,152	3,620,860	843,514
Syria.....	732	21,201	3,275	40,665	1,726	9,221	7,862	180,030	6,117	200,543
Turkey.....	28,086	4,145	25,861	1,872	17,974	394	155,288	31,098	161,410	70,162
United States.....	77,069,445	44,680,082	74,521,912	48,463,941	66,002,902	44,055,604	428,994,179	240,777,339	455,895,434	262,152,205
Alaska.....	8,536	42,091	21,532	69,813	8,425	23,235	50,408	298,108	67,733	271,507
American Virgin Islands.....		329		323		785		3,958		5,198
Guam.....								58		
Hawaii.....	10,043	2,284	38,302	4,314	30,132	2,446	163,447	16,291	134,925	14,602
Philippine Islands.....	17,982	11,892	25,171	37,467	100	30,787	69,760	174,432	104,462	153,447
Porto Rico.....		105,646	2,801	71,398		65,371	2,180	422,442	3,426	425,584
Uruguay.....		98,657	7,367	73,025		67,407	4,445	546,942	11,744	634,952
Venezuela.....	21,884	99,241	16,527	133,163	22,316	92,940	216,679	828,891	129,245	737,056
Total Foreign Countries.....	90,734,387	70,682,018	88,150,404	64,853,287	79,565,538	55,819,521	499,611,574	382,339,167	532,290,669	383,462,529
Grand Total.....	114,200,854	102,219,440	111,630,924	96,264,517	99,379,848	87,751,034	626,421,665	632,092,913	660,293,469	571,611,596
Total Trade.....	216,420,294		207,895,441		187,130,882		1,258,514,578		1,231,905,065	
Continents.....										
Europe—United Kingdom.....	17,750,408	23,024,869	17,947,222	21,846,071	16,327,927	22,984,455	94,459,885	203,115,109	98,158,983	139,305,140
Other Europe.....	9,358,488	15,471,906	9,309,739	8,659,555	8,837,896	4,692,683	46,532,036	101,288,606	51,196,029	69,421,703
North America.....	80,769,476	48,189,673	77,657,691	52,150,353	67,663,512	48,364,007	445,250,133	260,331,760	472,122,023	282,831,226
South America.....	2,478,042	3,853,810	2,480,439	3,465,112	3,022,041	3,206,125	13,978,972	14,966,593	14,229,198	19,019,262
Asia.....	3,002,105	6,952,082	2,757,026	4,006,616	2,080,989	3,989,631	16,241,544	29,572,191	16,063,988	33,508,988
Oceania.....	621,513	3,017,505	1,333,268	3,983,643	945,131	3,456,359	8,776,581	15,269,481	6,541,076	18,064,875
Africa.....	220,822	1,709,595	145,539	2,153,167	502,355	1,157,775	1,182,484	7,549,183	1,915,172	9,400,652

EXPORTS OF FOREIGN PRODUCE FROM CANADA, BY COUNTRIES, FOR THE MONTHS OF JULY, AUGUST AND SEPTEMBER, 1929 AND SIX MONTHS ENDING SEPTEMBER, 1928 AND 1929. (Merchandise only.)

EXPORTATIONS DE PRODUITS ÉTRANGERS DU CANADA, PAR PAYS, POUR LES MOIS DE JUILLET, AOÛT ET SEPTEMBRE 1929 ET SIX MOIS TERMINÉS AVEC SEPTEMBRE 1928 ET 1929. (Marchandises seulement.)

Countries. — Pays.	Months, 1929 — Mois, 1929			Six Months ending — Septem- ber — Six mois terminés avec septembre	
	July — Juillet	August — Août	September — Septembre	1928	1929
	\$	\$	\$	\$	\$
<i>British Empire</i>					
United Kingdom.....	141,270	97,918	73,628	921,902	638,514
Irish Free State.....				277	674
British South Africa.....	94	272	165	9,655	753
British West Africa—Nigeria.....				4,000	
Bermuda.....	4,904	2,737	4,138	16,166	30,737
British East Indies—				387	10
British India.....					
Straits Settlements.....			92		930
Other British East Indies.....					
British Guiana.....	4,023	3,223	1,922	21,583	21,790
British Honduras.....	1,258	703	251	15,229	7,884
British West Indies—					
Barbados.....	3,097	3,600	1,820	13,284	19,325
Jamaica.....	4,625	3,617	3,420	27,685	28,690
Trinidad and Tobago.....	3,100	3,283	2,488	22,119	25,810
Other British West Indies.....	3,066	3,299	8,854	18,562	29,024
Hong Kong.....	832	810	1,756	6,387	6,990
Newfoundland.....	41,813	42,008	42,442	208,494	210,376
Oceania—					
Australia.....	436	1,307	35	8,884	3,781
Fiji.....	65	265	234	1,098	840
New Zealand.....	974	783	7,699	8,371	13,572
Other British Oceania.....				216	
Other British Countries.....				8	
Total British Empire.....	209,557	163,825	148,944	1,304,217	1,039,700
<i>Foreign Countries</i>					
Argentina.....				607	
Austria.....	136	42	255	180	759
Belgium.....	8,901	1,121	16,499	52,840	45,353
Bolivia.....				360	
Brazil.....			41	5,509	41
China.....	3,540	2,625	3,604	937	10,278
Colombia.....	260	586	111	2,052	2,614
Costa Rica.....	381		275	1,583	2,233
Cuba.....	132			221	132
Czecho-Slovakia.....	649	606	994	1,017	3,440
Denmark.....				2,457	273
Ecuador.....				76	
Finland.....				540	
France.....	8,644	8,847	4,277	45,625	67,208
French East Indies.....	474	657	1,409		3,126
St Pierre and Miquelon.....	3,757	163,643	2,442	11,703	173,465
Germany.....	23,504	14,304	9,046	97,787	65,491
Hungary.....					350
Honduras.....	26	81		213	419
Italy.....				2,255	1,562
Japan.....	434	32	750	3,838	2,030
Mexico.....	165	211	53	502	1,763
Netherlands.....	960	2,954	2,702	49,624	27,907
Dutch East Indies.....					
Dutch West Indies.....	240	41		40	732
Norway.....				1,591	
Panama.....			179	825	689
Peru.....	588	588	588	4,189	3,626
Poland.....					
Russia.....					
Sweden.....	1,127	2,500	3,682	5,721	9,999
Switzerland.....	3,353		5,776	26,691	14,557
United States.....	3,198,334	1,767,097	1,470,746	9,282,624	11,494,108
Alaska.....	50	166		423	412
Hawaii.....			177	266	289
Philippine Islands.....				119	122
Venezuela.....				136	
Other Foreign Countries.....	1,513	63	10	86	2,302
Total Foreign Countries.....	3,257,177	1,966,254	1,523,616	9,602,647	11,935,289
Total Exports of Foreign Produce.....	3,466,734	2,130,079	1,672,560	10,906,864	12,974,989

TRADE OF CANADA, BY PORTS AND PROVINCES, FOR THE MONTHS OF JULY, AUGUST AND SEPTEMBER, 1929,
AND SIX MONTHS ENDING SEPTEMBER, 1928 AND 1929. (Merchandise only.)
COMMERCE DU CANADA, PAR PORTS ET PAR PROVINCES POUR LES MOIS DE JUILLET, AOÛT ET SEPTEMBRE 1929
ET SIX MOIS TERMINÉS AVEC SEPTEMBRE 1928 ET 1929. (Marchandises seulement.)

Ports	Months, 1929						Six months ending September			
	Mois, 1929						Six mois terminés avec septembre			
	July—Juillet		August—Août		September—Septembre		1928		1929	
	Imports for Consumption	Exports of Canadian Produce	Imports for Consumption	Exports of Canadian Produce	Imports for Consumption	Exports of Canadian Produce	Imports for Consumption	Exports of Canadian Produce	Imports for Consumption	Exports of Canadian Produce
Importations pour consommation	Exportations de produits canadiens	Importations pour consommation	Exportations de produits canadiens	Importations pour consommation	Exportations de produits canadiens	Importations pour consommation	Exportations de produits canadiens	Importations pour consommation	Exportations de produits canadiens	
<i>Ontario</i>	\$	\$	\$	\$	\$	\$	\$	\$	\$	
Amherstburg.....	204,657	340,501	242,802	348,744	230,436	415,933	1,015,889	1,172,087	1,224,878	1,921,553
Bellefleur.....	200,533	30,931	149,321	6,512	219,163	6,076	1,611,326	107,847	1,342,539	66,858
Bowmanville.....	105,770		86,014		68,512		498,089		531,745	
Brantford.....	676,230	2,229	680,101	749	475,245	2,998	3,488,288	4,686	3,980,726	6,374
Bridgburg.....	478,902	6,806,475	470,632	7,879,120	508,342	6,663,800	3,944,920	35,384,041	3,492,572	44,407,033
Brockville.....	887,628	145,800	553,176	101,893	683,538	55,511	1,488,118	444,875	4,341,701	459,050
Chatam.....	450,580	27,467	369,874	71,775	290,594	77,881	3,714,368	202,819	2,889,981	248,502
Cobourg.....	215,093	157,544	197,210	183,432	198,003	150,823	901,130	798,847	1,217,033	784,507
Collingwood.....	34,062		47,765		29,064		221,036		215,040	
Cornwall.....	206,938	417,449	221,027	404,870	173,175	303,331	1,786,894	2,911,328	1,462,370	2,578,375
Deseronto.....			743		743		19,194	3,993	2,992	743
Fort Frances.....	111,255	1,390,840	105,124	1,783,859	135,361	1,668,557	884,899	9,604,877	772,697	9,717,795
Fort William.....	1,483,030	4,519,128	1,115,570	1,521,644	645,532	1,990,304	5,684,667	43,323,880	6,778,716	21,648,018
Galt.....	572,388	31	512,878	22	505,113	31	3,116,904		3,345,765	499
Gananoque.....	42,624	4,131	41,814	1,831	28,710	1,101	310,033	25,167	255,057	12,867
Goderich.....	121,839	9,240	125,445	3,503	146,266	1,625	747,809	4,765	706,838	17,156
Guelph.....	454,394		358,953		439,679		2,476,352		2,635,332	
Hamilton.....	4,886,808	380,484	4,572,635	336,469	4,172,230	390,684	24,086,893	2,418,447	27,818,884	2,073,961
Ingersoll.....	75,420		121,860		71,494		488,649		550,466	
Kenora.....	52,651	1,211	52,710	3,739	36,833	2,235	364,330	16,221	310,468	13,267
Kingston.....	185,734	78,751	154,018	42,831	183,728	39,495	1,241,683	190,184	1,016,590	270,107
Kitchener.....	1,114,654		1,224,562		1,113,105		7,554,301		6,877,205	
Lindsay.....	41,064		37,231		41,923		289,037		267,226	
London.....	1,302,600		1,205,111		1,468,894		6,746,310		7,522,702	
Midland.....	86,278		138,115		80,394		448,491	4,934	727,748	
Morrisburg.....	8,349	31,816	15,410	25,659	17,432	25,384	95,535	88,116	92,872	126,487
Napanee.....	29,631		38,165		38,212		229,271		201,362	
Niagara Falls.....	1,441,702	8,828,838	1,004,219	8,893,736	1,029,955	8,159,959	6,308,144	45,062,293	6,722,866	50,437,197
North Bay.....	328,613		257,002		338,542		2,283,957		1,891,261	
Orillia.....	158,496		229,537		191,893		2,104,462		962,670	
Oshawa.....	1,441,517		1,324,312	104	1,013,371		15,599,493		10,594,799	104
Ottawa.....	1,216,106		1,339,373		1,241,261		8,298,415		8,585,595	
Owen Sound.....	184,790		131,956		107,519		664,115	36,770	749,058	
Paris.....	64,161		88,570		57,613		479,043		431,698	
Parry Sound.....	128,541	46,454	326,148	6,667	181,878	17,653	818,557	37,902	915,804	293,135
Peterboro.....	768,370		949,623	104	801,362	107	4,483,685	223	5,044,037	388

COMMERCE DU CANADA

TRADE OF CANADA, BY PORTS AND PROVINCES. (Merchandise only.)—Continued.
 COMMERCE DU CANADA, PAR PORTS ET PAR PROVINCES. (Marchandises seulement.)—suite.

XXII

TRADE OF CANADA

Ports	Months, 1929 Mois, 1929						Six months ending September Six mois terminés avec septembre			
	July—Juillet		August—Août		September—Septembre		1928		1929	
	Imports for Consumption	Exports of Canadian Produce	Imports for Consumption	Exports of Canadian Produce	Imports for Consumption	Exports of Canadian Produce	Imports for Consumption	Exports of Canadian Produce	Imports for Consumption	Exports of Canadian Produce
	Importations pour consommation	Exportations de produits canadiens	Importations pour consommation	Exportations de produits canadiens	Importations pour consommation	Exportations de produits canadiens	Importations pour consommation	Exportations de produits canadiens	Importations pour consommation	Exportations de produits canadiens
	\$	\$	\$	\$	\$	\$	\$	\$	\$	
<i>Ontario—Concluded—fin.</i>										
Pictou	6,552		20,496		13,988		82,482		98,792	
Port Arthur	485,160	3,844,987	165,318	6,828,678	120,745	4,771,846	2,207,179	57,001,606	1,346,401	38,353,572
Port Hope	38,045	5,376	32,113	7,440	37,539	17,462	222,056	33,609	224,749	44,951
Port McNicoll	3,632		3,881		4,243		37,844	37,829	21,495	
Prescott	340,412	770,967	298,757	1,000,245	365,713	852,739	1,695,984	4,767,795	1,949,847	5,094,421
St. Catharines	674,614	35,178	623,021	15,451	650,068	4,090	2,877,256	214,252	3,788,865	66,241
St. Thomas	269,396	1,144	317,992	3,106	281,956	114	1,527,758	27,848	1,581,171	14,576
Sarnia	2,011,429	3,492,353	2,086,758	3,389,766	2,033,014	2,977,099	8,574,664	18,456,892	11,071,623	20,485,653
Sault Ste. Marie	860,950	744,277	895,547	1,094,138	817,256	928,055	4,320,524	3,944,522	4,770,490	4,930,244
Simcoe	159,620	61,038	144,639	41,141	169,961	25,868	914,473	245,945	1,117,156	226,009
Stratford	298,537		265,357		247,529		1,457,994		1,591,481	
Sudbury	313,712		339,714		581,639		1,213,693		2,230,177	
Tilsonburg	85,437	38,993	93,010	65,199	109,034	20,857	562,652	352,948	563,365	217,634
Toronto	22,700,418	32,037	24,044,889	24,069	20,958,260	27,622	125,410,682	464,087	137,445,574	476,223
Trenton	160,182		121,856	275	87,623		296,020		701,310	275
Wallaceburg	505,856	68,515	262,298	52,420	233,645	56,627	2,513,190	742,642	2,087,332	398,840
Welland	1,670,786	59,152	1,270,286	230,394	1,557,064	23,966	7,123,005	2,548,279	9,147,086	897,405
Whitby	12,172	312	13,802	4,305	18,920	2,000	117,482	6,610	94,150	6,617
Windsor	4,982,548	3,803,331	5,039,082	4,048,334	4,230,106	3,622,532	43,452,778	22,586,841	38,651,382	23,420,327
Woodstock	267,989		246,316	3,420	214,809		1,440,594	5,140	1,646,655	3,420
Total.	55,598,915	36,176,980	54,756,036	38,428,383	49,705,404	33,304,305	320,562,587	253,280,947	336,519,338	229,729,294
<i>Quebec</i>										
Athelstan	287,031	2,292,358	306,373	1,769,597	383,341	1,629,294	1,413,530	14,015,697	1,403,639	11,123,386
Rock Island	158,696	823,934	136,391	821,325	111,914	617,320	765,243	4,036,311	832,671	4,561,407
Chicoutimi	197,261	926,088	264,331	465,427	404,648	599,703	2,823,634	1,932,094	1,434,291	3,710,679
Coaticook	35,142	772,337	35,517	1,056,040	27,512	620,075	179,499	3,736,504	201,989	4,616,021
Drummondville	236,397		361,330		236,138		2,007,014		1,870,916	
Gaspé	1,200	23,883	517	48,826	1,313	88,266	22,316	237,163	19,501	203,888
Granby	102,450		155,019		194,824		695,418		816,262	
Hull	186,481		251,818		192,673		1,180,920		1,170,127	
Lake Mégantic—Lac Mégantic	3,160	19,159	7,404	51,655	3,734	28,593	34,503	180,721	36,860	173,775
Montreal	25,058,913	26,828,668	23,517,756	19,943,617	21,759,641	18,301,151	120,707,666	142,515,866	135,294,138	105,036,609
Paspébiac	31,641	65,472	7,040	89,481	52,877	129,512	15,535	68,648	155,631	414,051
Perce							64,472	239,331		
Port Burwell					4,803				4,803	
Quebec	1,862,211	2,758,864	1,410,133	2,273,547	1,358,281	1,142,590	8,580,178	11,757,369	9,116,932	9,992,263
Rimouski	15,742	201,578	23,574	198,026	40,015	301,266	151,484	765,552	124,121	710,870
St. Armand	60,369	2,050,437	39,015	2,638,134	46,805	2,419,622	136,760	10,283,756	248,894	13,499,410

St. Hyacinthe.....	257,828		259,141		125,765		1,422,486		1,541,526	
St. Johns—St. Jean.....	1,086,059	6,361,928	890,172	5,447,296	875,214	6,313,348	5,329,348	28,391,558	5,588,557	34,179,761
Stawmingan Falls.....	612,696		445,736		497,884		2,063,481		2,633,054	
Stearbrooke.....	849,203	97,601	926,434	46,187	778,523	52,395	4,990,795	281,274	5,087,271	281,156
Sutton.....	36,013	3,422	35,236	7,536	405,061	85,834	429,577	105,575	589,763	183,068
Three Rivers—Trois-Rivières.....	32,334	1,356,129	27,407	1,335,515	31,454	1,246,922	179,288	6,873,201	209,962	8,623,097
Valleyfield.....	487,678	421,314	366,508	919,200	371,265	647,783	2,435,329	2,640,299	2,619,234	3,069,426
	244,487		163,399		113,614		1,156,595		994,533	
Total.....	31,838,821	45,002,271	29,630,550	37,114,499	27,938,399	34,223,674	156,841,080	223,051,792	171,796,545	200,358,867
Nova Scotia—Nouvelle-Ecosse										
Amherst.....	31,782	126,888	43,341	63,173	36,821	76,528	184,638	190,817	233,192	337,181
Annapolis.....	3,681	1,210	2,942	7,780	5,131	3,403	35,898	13,805	29,088	26,681
Antigonish.....	4,993		13,701		2,774		38,664		41,063	
Bridgeton.....	397		3,442	45,750	14,096	39,000	4,785	113,886	29,725	144,360
Burdock.....	296		1,079		201	287,800	4,763	282,335	11,574	267,800
Burford.....	418	32,636	707	4,760	187		10,459	103,030	5,349	105,871
Burton.....	19,002		12,364	58,187	11,014	78,623	64,882	518,591	86,624	170,422
Bridgewater.....	5,822	88,980	4,301	109,224	14,835	101,431	36,737	387,077	36,682	418,779
Canso.....	17,849	132,450	12,621	23,020	6,330		70,292	192,130	75,463	227,066
Chace Bay.....							158,873			
Halifax.....	2,302,889	1,896,978	1,973,050	1,143,046	1,375,535	1,213,739	10,867,130	13,356,268	11,045,261	15,044,788
Kentville.....	18,524		9,094		16,283		329,444	33,606	29,566	
Liverpool.....	30,411	18,084	108,838		155,187	30,474	138,044	93,009	383,893	48,558
Loxport.....	1,993	13,450	155		637		6,421	24,704	13,308	37,730
Lunenburg.....	44,060	25,576	15,549	50,199	46,581	27,186	135,826	123,932	189,315	143,159
Middleton.....	2,558		1,263		2,511		11,093	4,494	14,461	
New Glasgow.....	84,010		125,289		93,343		388,887		752,751	
North Sydney.....	64,049	261,605	39,768	324,589	15,399	359,769	244,338	1,249,189	220,774	1,678,736
Parsonsburg.....	1,675	226,887	1,097	170,650	330	124,036	5,079	989,420	5,585	923,303
Pictou.....	6,352	100,603	10,248	84,813	3,287		134,043	348,717	56,545	266,415
Port Hawkesbury.....	9,398	32,531	17,475	14,490	3,210	52,122	4,496	93,201	40,700	130,741
Port Hood.....							11,258	72,481		
Shelburne.....	1,704	500	1,677	7,872	2,655		29,089	78,164	11,898	23,372
Sydney.....	371,626	191,821	315,169	300,656	303,383	507,515	1,529,278	1,516,467	1,848,703	1,603,696
Truro.....	43,133		56,309		60,808		443,019	13,039	349,949	21,213
Weymouth.....	5,046		721		4,889	104,704	23,923	172,676	17,520	209,040
Windsor.....	6,447	106,549	26,420	166,189	77,503	136,753	282,633	710,190	397,195	697,455
Yarmouth.....	117,814	221,327	80,820	277,701	61,695	298,823	658,190	1,286,343	649,802	1,752,116
Total.....	3,194,936	3,387,974	2,877,440	2,850,090	2,312,292	3,421,899	15,834,062	21,965,489	16,733,098	24,299,038
New Brunswick—Nouveau-Brunswick										
Bathurst.....	13,470		31,014	41,643	65,479		339,170	25,080	219,965	41,643
Campbellton.....	125,137	41,421	78,784	84,083	156,067	59,725	206,243	566,884	499,997	185,227
Chatham.....	13,804	44,300	16,776		23,840	186,057	66,085	589,793	124,416	311,734
Fredericton.....	323,184		178,323		159,439		959,575		1,269,916	
McAdam Junction.....	54,140	694,569	31,506	726,005	58,073	1,071,803	256,814	4,661,434	226,658	4,713,693
Moncton.....	211,608	89,190	272,696	23,609	209,895	19,134	1,298,546	213,933	1,265,700	226,522
Newcastle.....	4,134	36,821	6,773		10,737		43,909	164,026	36,117	36,821
Sackville.....	23,173		16,681		10,269		65,782		90,062	
St. Andrews.....	25,616	22,231	30,596	66,995	39,996	52,179	164,735	189,690	181,673	205,348
St. John.....	1,422,133	273,579	1,332,333	412,413	1,189,722	281,448	7,634,189	13,061,999	8,376,526	12,040,503
St. Stephen.....	199,333	13,595	111,698	12,551	102,496	11,527	841,892	93,595	823,108	75,914
Woodstock.....	139,997	390,643	37,841	559,658	146,670	461,872	622,305	2,141,454	513,063	2,609,846
Total.....	2,546,729	1,603,250	2,144,933	1,926,957	2,154,643	2,143,775	12,411,236	21,704,890	13,627,293	20,447,161

TRADE OF CANADA, BY PORTS AND PROVINCES. (Merchandise only.)—*Continued.*
 COMMERCE DU CANADA, PAR PORTS ET PAR PROVINCES. (Marchandises seulement.)—*fin.*

Ports	Months, 1929 Mois, 1929						Six months ending September Six mois terminés avec septembre			
	July—Juillet		August—Août		September—Septembre		1928		1929	
	Imports for Consumption	Exports of Canadian Produce	Imports for Consumption	Exports of Canadian Produce	Imports for Consumption	Exports of Canadian Produce	Imports for Consumption	Exports of Canadian Produce	Imports for Consumption	Exports of Canadian Produce
	Importations pour consommation	Exportations de produits canadiens	Importations pour consommation	Exportations de produits canadiens	Importations pour consommation	Exportations de produits canadiens	Importations pour consommation	Exportations de produits canadiens	Importations pour consommation	Exportations de produits canadiens
	\$	\$	\$	\$	\$	\$	\$	\$	\$	\$
Manitoba										
Brandon.....	382,352		185,151	7,426	160,027		1,574,309	8,643	1,589,562	29,745
Emerson.....	186,638	953,407	147,694	1,752,751	101,662	1,402,278	761,020	8,270,282	938,932	8,042,997
Cretna.....	25,048	50	20,052	101	23,315	3,381	66,222	4,820	141,618	6,073
Portage la Prairie.....	187,392		65,589		89,102		644,683		840,390	
Winnipeg.....	4,745,925	1,289	4,678,118	703	3,961,727	6,455	28,419,458	30,367	26,543,197	11,209
Total.....	5,527,355	954,746	5,096,604	1,760,981	4,335,833	1,412,114	31,465,692	8,314,112	30,053,699	8,090,024
British Columbia—Colombie Britannique										
Abbotsford.....	74,618	575,164	46,073	511,151	25,172	513,967	245,450	1,436,200	238,809	3,051,860
Cranbrook.....	74,434	50,443	90,774	65,636	60,750	85,336	339,341	253,798	530,941	390,880
Fernie.....	38,101	39,891	35,018	113,202	16,500	73,472	216,595	452,224	170,472	422,691
Grand Forks.....	15,173	9,814	14,962	1,972	16,138	20,340	110,829	11,987	71,072	32,388
Nanaimo.....	20,027	625,994	36,983	640,225	93,671	555,285	192,405	3,494,675	213,200	3,608,872
Nelson.....	121,840	15,956	198,499	21,018	166,991	28,532	322,033	191,197	673,930	115,955
New Westminster.....	201,817	1,880,396	303,210	1,414,679	189,450	1,729,108	1,218,130	8,162,058	1,455,750	9,733,890
Penticton.....	57,737	9,382	48,695	4,783	28,996	5,452	162,570	53,669	276,320	39,366
Prince Rupert.....	114,882	845,704	127,257	1,578,336	195,497	620,164	568,642	9,727,477	693,874	5,872,518
Revelstoke.....	53,238		50,083		17,152		214,701		252,093	
Roseland.....		124					386,639	2,493	48,717	1,293
Vancouver.....	6,410,541	9,206,498	7,685,295	7,337,744	5,907,141	6,731,749	37,351,671	65,318,760	39,348,967	54,684,354
Victoria.....	735,844	357,831	765,062	587,921	670,711	504,499	4,242,219	1,786,655	4,510,562	2,142,141
Total.....	7,918,252	13,617,197	9,401,821	12,276,667	7,388,169	10,867,964	45,671,225	90,891,193	48,484,707	80,096,208
Prince Edward Island—Ile du Prince Edouard										
Charlottetown.....	112,972	26,700	101,230	19,966	89,786	30,007	836,041	257,989	756,095	164,826
Summerside.....	55,381		41,988		51,321		490,557		362,849	
Total.....	168,353	26,700	143,224	19,966	141,107	30,007	1,326,598	257,989	1,118,944	164,826

<i>Alberta</i>										
Calgary.....	2,405,509		2,641,617		2,015,335		10,497,132		13,855,326	
Edmonton.....	705,546		828,651		817,897		6,169,635		5,107,194	
Lethbridge.....	419,039	168,884	415,778	59,594	356,201	80,836	3,115,293	636,254	2,416,420	633,013
Medicine Hat.....	79,760		91,834		91,192		489,659		447,120	
Total.....	3,609,854	168,884	3,977,880	59,594	3,280,625	80,836	20,163,689	636,254	21,826,060	633,013
<i>Saskatchewan</i>										
Moose Jaw.....	806,655	8,259	872,516	7,061	344,084	7,536	3,668,242	45,642	4,160,017	24,451
North Portal.....	105,926	901,760	82,282	1,062,038	78,066	1,282,745	561,229	5,168,917	567,243	5,608,049
Prince Albert.....	38,587		98,963		33,658		432,221		334,867	
Regina.....	1,893,177	8,499	1,661,226	3,974	1,063,729	2,629	11,485,800	16,860	10,158,183	22,890
Saskatoon.....	810,681		814,036		563,037		5,869,407		4,549,034	
Total.....	3,655,026	918,518	3,529,023	1,073,093	2,082,574	1,292,910	22,016,899	5,231,419	19,769,344	5,655,390
<i>Yukon</i>										
Dawson.....	49,875	91,393	35,875	158,161	8,653	158,679	51,149	497,849	108,355	419,509
White Horse.....	92,738	271,527	37,568	596,216	32,149	814,811	177,448	1,250,979	256,266	1,718,266
Total.....	142,613	362,920	73,443	754,377	40,802	973,490	228,597	1,748,828	364,621	2,137,775
Total Canada.....	114,200,854	102,219,440	111,630,924	96,264,517	99,379,848	87,751,034	626,421,665	632,092,913	660,293,469	571,611,596

Brasil.....	133,820									800	134,629
Chile.....											
China.....	75,538	139,485	39,134	1,235	40	4,171	1,541	1,660	6,746	269,550	269,550
Colombia.....	83,013						787,555				870,568
Costa Rica.....	4,585										4,585
Cuba.....	362,321		565							308	363,194
Czecho-Slovakia.....	3,548	4,221	134,814	6,087	7,460	11,732	97,929	1,348	76,430	343,599	343,599
Denmark.....	1,541	2,137	1,439	50	146	790	1,082	154	294	7,633	7,633
Ecuador.....										352	8,927
Egypt.....	8,275	300									
Estonia.....										261	10,353
Finland.....				2,043	2,406		5,643			226,541	2,249,637
France.....	417,919	169,657	1,058,074	87,458	52,799	41,126	98,857	97,236	288	2,249,637	2,249,637
French Africa.....	3,827										4,115
French West Indies.....											
St. Pierre and Miquelon.....	1,606			100						6,298	8,004
Germany.....	135,876	50,696	510,698	114,862	336,641	165,588	134,632	263,320	368,104	2,100,437	2,100,437
Greece.....	2,496		25,643				4		286	28,429	28,429
Guatemala.....	933									933	933
Haiti.....	8,524									8,524	8,524
Honduras.....	29,388									29,388	29,388
Italy.....	134,689	14,601	159,195	5,350	2,367	6,223	20,792	5,141	24,714	373,072	373,072
Japan.....	103,010	20,614	799,082	13,635	491	18,337	48,553	8,269	98,934	1,108,915	1,108,915
Korea.....											
Lettonia (Latvia).....				1,003							1,003
Mexico.....	90,802	33	190	8			119			91,152	91,152
Morocco.....			1,998							1,998	1,998
Netherlands.....	310,301	8,139	933,991	14,119	8,688	3,697	30,023	76,414	12,534	1,397,906	1,397,906
Dutch East Indies.....	18,009		43						45	18,097	18,097
Dutch Guiana.....											
Dutch West Indies.....								12,968		12,968	12,968
Norway.....	2,556	125,580	6,402	8,200	2,321	55	49		1,895	147,058	147,058
Panama.....											
Paraguay.....										30	7,789
Persia.....			7,759								7,789
Peru.....	45,696						574,786			620,482	620,482
Poland and Danzig.....	6,069		3,315	1,189	676					11,380	11,380
Portugal.....	24,345	927		86,701			20		1,150	113,143	113,143
Azores and Madeira.....	142		17,078	30					85	17,335	17,335
Portuguese Africa.....											
Roumania.....	197									197	197
Russia.....	127	887					69,042		81	70,137	70,137
San Domingo.....	51,537									51,537	51,537
Si-m.....											
Spain.....	92,724	1,493	1,363	26,545	4		8,381	181	3,880	134,571	134,571
Sweden.....	719	433	16,302	13,645	103,191	24,856	627	5,783	2,990	168,546	168,546
Switzerland.....	7,155	2,168	369,035	1,451	9,439	151,203	119	27,437	12,132	580,139	580,139
Syria.....	210		244	106		99	10			63	732
Turkey.....	1,069		26,631			364				32	28,086
United States.....	8,735,338	8,166,677	5,369,531	4,567,711	26,590,832	6,582,475	14,462,322	2,327,179	5,247,380	77,039,445	77,039,445
Alaska.....	254	4,022	74	995	1,463			98	87	1,543	8,536
Hawaii.....	10,043									10,043	10,043
Philippine Inlands.....			14,277	3,698						7	17,982
Porto Rico.....											
Uruguay.....											
Venezuela.....	21,015									869	21,884
Other Foreign Countries.....	15,648		1,796	66		4,578				303	22,391
Total Foreign Countries.....	11,510,913	3,946,715	9,724,064	4,993,174	27,643,407	7,049,236	16,816,850	2,882,134	6,167,894	90,734,387	90,734,387
Grand Total Imports.....	19,589,212	4,737,799	16,941,214	5,581,016	30,426,695	7,924,198	18,125,213	3,375,892	7,499,615	114,200,854	114,200,854

IMPORTS INTO CANADA FOR CONSUMPTION, BY COUNTRIES AND MAIN CLASSES, FOR THE MONTH OF AUGUST, 1929.
 IMPORTATIONS AU CANADA POUR LA CONSOMMATION, PAR PAYS ET PAR CLASSES PRINCIPALES, POUR LE MOIS DE AOÛT 1929.

XXVIII

Countries from which Imported Pays de Provenance	Agricultural and Vegetable Products Produits agricoles et substances végétales	Animals and Animal Products Animaux et produits animaux	Fibres, Textiles and Products Fibres, textiles et tissus	Wood and Paper Bois et papier	Iron and Its Products Fer et ses dérivés	Non-Ferrous Metal Products Métaux non ferreux et produits	Non-Metallic Mineral Products Métalloïdes et produits	Chemicals and Allied Products Produits chimiques et dérivés	Miscellaneous Commodities Marchandises diverses	Total Imports (Mds.) Total des importations (marchandises)
	\$	\$	\$	\$	\$	\$	\$	\$	\$	\$
<i>British Empire</i>										
United Kingdom.....	3,906,999	521,505	7,250,402	517,897	1,835,829	566,932	1,736,695	517,678	1,093,285	17,947,222
Irish Free State.....	16,058		7,800	5	425				473	24,761
Aden.....	428									428
Africa—British East.....	121,974									121,974
British South.....	8,340	226	4,419						409	13,394
British West—Gambia.....										
Gold Coast.....										
Nigeria.....										
Sierra Leone.....										
Other Br. W. Africa.....										
Bermuda.....	1,193				200				7,926	9,321
Br. East Indies—British India.....	250,731	4,976	479,621	646	956	1,930	3,334		13,209	755,397
Ceylon.....	373,342			41	106	157			145	373,790
Straits Settlements.....	143,351			490					87	143,927
Other Br. East Indies.....										
British Guiana.....	279,155			47	9,325				44	288,571
British Honduras.....	2,981			163						3,146
British Sudan.....	1,551									1,551
Br. West Indies—Barbados.....	1,045,956				2,655	494			945	1,050,044
Jamaica.....	513,332	3,671	24					1,118	1,877	520,022
Trinidad and Tobago.....	189,734				440					181,174
Other Br. West Indies.....	376,088	357		335	486		14,972		240	392,478
Falkland Islands.....										
Gibraltar.....										
Hong Kong.....	44,349	6,416	5,760	3,518	296		637	8,825	6,333	76,134
Iraq (Mesopotamia).....	309			4						313
Malta.....			527							527
Newfoundland.....	13	79,760		50	136,643	56	49,307		14,635	280,464
Oceania—Australia.....	420,635	48,767	35,109	4,483	17			195	1,713	510,919
Fiji.....	494,944								709	495,653
New Zealand.....	1,440	237,378	41,067				140	5,874	2,495	288,394
Other Oceania.....										
Palestine.....	866			50						916
Total British Empire.....	8,184,764	903,056	7,824,705	527,749	1,987,377	569,569	1,805,085	533,690	1,144,525	23,480,520
<i>Foreign Countries</i>										
Argentina.....	420,699	306,388		293					2,126	729,506
Austria.....	3,173	6,698	52,380	7,857	4,316	5,848	682	1,111	14,919	96,984
Belgium.....	39,461	126,822	137,407	24,001	464,794	43,429	480,337	16,742	14,055	1,347,048
Bolivia.....										

TRADE OF CANADA

Brazil.....	147,270									147,270
Chile.....								78,282		78,282
China.....	99,944	56,606	46,226	8,837	57	5,128	995	2,268	16,748	236,809
Colombia.....	95,693								60	810,153
Costa Rica.....	18,043						714,400			18,043
Cuba.....	478,008	3,797	1,600							446
Czecho-Slovakia.....	681	11,157	119,445	11,801	7,268	11,809	92,333	1,446	64,052	319,992
Denmark.....	880	5,809	1,203	166	1,692		2,503	735	22,529	35,517
Ecuador.....										
Egypt.....	123									187
Estonia.....										310
Finland.....										
France.....	506,250	158,487	1,248,069	76,821	1,239	1,908	5,559		325	9,031
French Africa.....	3,246		112	45						
French West Indies.....										
St. Pierre and Miquelon.....	306	1,217			100				2,277	3,900
Germany.....	45,374	92,857	618,365	69,264	291,277	137,113	141,746	204,967	592,000	2,192,963
Greece.....	4,136	4	37,697				35		149	42,021
Guatemala.....	3,981									3,981
Hayti.....	14,989									14,989
Honduras.....	44,644									44,644
Italy.....	115,249	7,317	303,546	10,735	3,949	10,618	24,093	13,191	20,246	505,944
Japan.....	87,420	20,538	715,901	11,404	1,199	21,972	94,995	5,961	96,218	1,055,608
Korea.....									100	100
Lettonia (Latvia).....				61						61
Mexico.....	42,944		270	99					2,219	45,532
Morocco.....	177									177
Netherlands.....	248,989	13,030	216,739	3,374	9,307	11,732	66,787	87,813	10,733	668,504
Dutch East Indies.....	24,272		36						209	24,517
Dutch Guiana.....						8,615				8,615
Dutch West Indies.....							22,728			22,728
Norway.....	607	104,769	4,973	10,711	7,659		285		469	129,433
Panama.....										
Paraguay.....										
Persia.....			59,352							275
Peru.....	57,289						336,859			394,143
Poland and Danzig.....	2,038		11,593	280					84	13,995
Portugal.....	24,274	407	1,009	8,528			8		1,298	35,524
Azores and Madeira.....	61		16,351							47
Portuguese Africa.....										
Roumania.....	10									10
Russia.....	68	498					179,770			180,336
San Domingo.....	29,913									29,913
Siam.....	256									256
Spain.....	108,913	159	624	36,628			3,268	641	6,089	156,322
Sweden.....	483	29	28,781	12,455	94,548	58,870	5,594	1,173	6,255	208,188
Switzerland.....	6,598	41,014	539,221	2,122	5,254	180,677	2,617	19,338	7,799	784,640
Syria.....	831	1,097		335		1,064	4			3,275
Turkey.....	2,948		22,864						49	25,861
United States.....	8,596,043	3,180,439	5,341,964	4,547,197	24,487,789	6,530,209	14,513,798	2,080,069	5,244,413	74,521,912
Alaska.....	272	7,925	82	1,980	2,040	7,904	1,016		313	21,532
Hawaii.....	38,302									38,302
Philippine Islands.....			25,171							25,171
Porto Rico.....	2,801									2,801
Uruguay.....			7,367							7,367
Venezuela.....	16,527									16,527
Other Foreign Countries.....	10,104		4,059		88	1,011	37	16	4	15,319
Total Foreign Countries.....	11,344,290	4,145,967	9,563,394	4,846,233	25,448,918	7,060,403	16,761,015	2,618,174	6,365,010	88,153,404
Grand Total Imports.....	19,529,054	5,049,023	17,385,099	5,373,982	27,436,295	7,629,972	18,566,100	3,151,864	7,509,535	111,630,924

Brasil.....	149,129									149,129
Chile.....								351,619	105	351,619
China.....	86,912	107,757	44,130	8,215	708	6,573	887		4,991	265,278
Colombia.....	88,875						454,588			543,461
Costa Rica.....	3,780									3,780
Cuba.....	493,345		2,334		938					191
Czecho-Slovakia.....	2,801	7,616	143,010	9,756	8,597	12,200	80,902	1,049		84,319
Denmark.....	943	5,076	672	59	2,112	22	137	381		1,215
Ecuador.....										300
Egypt.....	747		157				44			1,248
Estonia.....										9,968
Finland.....	664			3,901			4,091			1,312
France.....	647,135	184,466	1,104,307	84,251	42,850	35,598	69,865	107,439	166,482	2,442,395
French Africa.....										
French West Indies.....										5,135
St. Pierre and Miquelon.....	306	1,156								6,600
Germany.....	23,077	66,521	595,116	86,747	286,129	126,817	128,959	276,687	466,414	2,059,463
Greece.....	7,237	286	40,668						159	48,350
Guatemala.....	1,994									1,994
Haiti.....										381
Honduras.....										381
Italy.....	110,965	28,711	197,965	2,514	268	6,271	32,084	8,497	20,587	405,860
Japan.....	127,005	8,737	416,095	9,256	616	25,967	48,806	6,615	99,984	743,143
Korea.....										166
Lettonia (Latvia).....										166
Mexico.....	20,531		94							20,941
Morocco.....	4,416									4,416
Netherlands.....	655,935	6,655	133,721	4,584	3,197	7,026	43,965	48,075	6,277	909,431
Dutch East Indies.....			2,286						75	47,802
Dutch Guiana.....										42,087
Dutch West Indies.....							42,087			120,583
Norway.....	3,371	98,615	3,326	11,435	1,335	1,031	107		1,362	120,583
Panama.....										
Paraguay.....										103
Persia.....	34		35,741	8						35,887
Peru.....	89,231						379,291			468,523
Poland and Danzig.....	2,636	91	10,888	28	336				50	14,023
Portugal.....	36,645	237	235	5,515			54		1,587	44,273
Azores and Madeira.....	6		11,489						61	11,556
Portuguese Africa.....										
Roumania.....		1,080								1,080
Russia.....							166,501			166,503
San Domingo.....	173,378									173,378
Si m.....				3,916						3,918
Spain.....	125,124	2,616	2,074	44,684	12	2,631	107	191	11,410	188,855
Sweden.....	930	104	22,538	16,708	91,197	29,125	1,561	450	2,330	165,249
Switzerland.....	2,069	11,074	450,461	1,011	75,826	162,289	2,040	22,787	11,162	738,728
Syria.....			15	415				1,236		1,726
Turkey.....	707		17,246						21	17,074
United States.....	7,421,146	3,714,591	4,541,387	4,265,077	19,392,106	6,554,604	13,323,152	2,091,661	4,703,181	66,006,902
Alaska.....	29	2,464		34		5,812			86	8,425
Hawaii.....	36,132								3,000	39,132
Philippine Islands.....										100
Porto Rico.....										100
Uruguay.....										
Venezuela.....	22,316									22,316
Other Foreign Countries.....	6,832	1,058	1,647			640	19		399	10,595
Total Foreign Countries.....	11,611,077	4,524,880	7,974,994	4,578,743	20,155,546	7,008,315	15,146,492	2,936,858	5,628,633	79,565,538
Grand Total Imports.....	18,187,882	5,372,192	14,412,395	5,093,251	22,049,621	7,906,159	16,393,069	3,423,585	6,541,695	99,379,848

IMPORTS INTO CANADA FOR CONSUMPTION, BY COUNTRIES AND MAIN CLASSES, FOR THE SIX MONTHS ENDING SEPTEMBER, 1929. IMPORTATIONS AU CANADA POUR LA CONSOMMATION, PAR PAYS ET PAR CLASSES PRINCIPALES, POUR LES SIX MOIS TERMINÉS AVEC SEPTEMBRE 1929.

Countries from which Imported Pays de Provenance	Agricultural and Vegetable Products Produits agricoles et substances végétales	Animals and Animal Products Animaux et produits animaux	Fibres, Textiles and Products Fibres, textiles et tissus	Wood and Paper Bois et papier	Iron and Its Products Fer et ses dérivés	Non-Ferrous Metal Products Métaux non ferreux et produits	Non-Metallic Mineral Products Métalloïdes et produits	Chemicals and Allied Products Produits chimiques et dérivés	Miscellaneous Commodities Marchandises diverses	Total Imports (Mds.) Total des importations (marchandises)
	\$	\$	\$	\$	\$	\$	\$	\$	\$	\$
<i>British Empire</i>										
United Kingdom.....	24,156,964	2,794,844	35,795,454	2,826,396	12,240,286	3,868,728	7,684,057	2,773,261	6,018,993	98,158,983
Irish Free State.....	22,745	24	17,711	46	14,682				4,467	59,675
Aden.....	3,354									3,354
Africa—British East.....	593,480		5,390					685		599,435
British South.....	311,914	461	29,830		19		18,824		3,074	362,122
British West—Gambia.....										
Gold Coast.....	205,456					627,134				732,590
Nigeria.....										
Sierra Leone.....	6,275									6,275
Other Br. W. Africa.....	23,944			75						24,019
Bermuda.....	45,329	1,982		109	5,520				18,550	71,583
Br. East Indies—British India.....	1,716,787	13,349	2,804,406	2,994	3,533	53,409	27,680	3,162	115,530	4,740,850
Ceylon.....	1,519,745		148	73	271	157			2,424	1,522,818
Straits Settlements.....	783,962			490		123,383			1,034	908,869
Other Br. East Indies.....									170	170
British Guiana.....	1,399,908	180		97	33,215	58,885			604	1,492,889
British Honduras.....	347,761			1,184	360				134	349,439
British Sudan.....	3,414									3,414
Br. West Indies—Barbados.....	4,099,042			138	10,336	4,330			1,822	4,116,568
Jamaica.....	3,523,997	7,552	37	956			1	4,705	14,175	3,551,423
Trinidad and Tobago.....	2,253,711	150	56	209	4,699				3,280	2,262,104
Other Br. West Indies.....	777,719	20,458	3,610	870	6,192	4,977	54,930	1,244	4,485	874,485
Falklands Islands.....										
Gibraltar.....										
Hong Kong.....	328,757	51,242	24,599	36,954	844	1,194	3,006	45,510	42,878	534,984
Iraq (Mesopotamia).....	5,127			4						5,131
Malta.....			894							1,384
Newfoundland.....	2,264	380,751	1,781	79,881	489,076	2,779	127,459	63	112,138	1,193,192
Oceania—Australia.....	922,969	458,726	301,820	16,862	231	398		996	9,754	1,711,756
Fiji.....	1,276,891	2,544								2,911
New Zealand.....	114,605	2,874,946	401,307	373	38	220	140	5,874	14,546	3,412,049
Other Oceania.....										
Palestine.....	12,562	885	3,788	409			20		229	17,893
Total British Empire.....	44,459,662	6,608,094	39,390,821	2,968,120	12,809,301	4,645,594	7,914,210	2,835,403	6,371,698	128,002,806
<i>Foreign Countries</i>										
Argentina.....	2,966,154	1,007,283	27,773	293	1,182			4,071	4,597	4,011,353
Austria.....	22,801	19,293	279,245	23,350	27,607	44,423	5,067	2,003	98,121	521,910
Belgium.....	321,744	578,305	816,580	209,595	2,247,823	230,402	2,682,437	278,974	117,075	7,382,935
Bolivia.....										

Brazil.....	840,200								1,200	841,400
Chile.....	1,100							499,301		490,401
China.....	765,865	388,354	229,066	30,081	3,269	33,006	4,934	9,013	50,454	1,514,011
Colombia.....	563,360						3,238,147		563	3,772,067
Costa Rica.....	58,440									58,446
Cuba.....	2,275,028	0,077	7,513		938				1,997	2,294,553
Czecho-Slovakia.....	37,209	129,245	677,733	68,036	41,739	50,146	505,440	15,256	470,104	1,994,934
Denmark.....	5,082	31,588	4,233	278	14,343	1,423	5,997	2,520		90,937
Ecuador.....										
Egypt.....	108,999	307	1,289	15			44	35		113,821
Estonia.....										
Finland.....	664		2	14,367	25,300			20,933		63,846
France.....	2,924,634	933,027	5,582,149	513,645	326,748	241,170	497,384	719,167	1,106,692	12,843,636
French Africa.....	13,598	18,810	603	45			20			33,790
French West Indies.....			390							390
St. Pierre and Miquelon.....	5,818	2,376		100	206		11		21,437	29,948
Germany.....	1,061,261	450,141	2,747,736	443,543	2,008,518	821,072	792,665	1,677,999	2,286,978	12,289,913
Greece.....	28,072	3,131	156,763	2				39	15,803	203,815
Guatemala.....	16,052									16,052
Haiti.....	55,851									55,851
Honduras.....	74,032									74,413
Italy.....	761,322	79,609	1,142,418	32,464	0,478	42,617	148,954	68,738	116,915	2,492,515
Japan.....	688,365	105,230	4,433,846	61,058	5,502	120,110	337,010	44,014	519,496	6,323,631
Korea.....					578	193				1,035
Lettonia (Latvia).....				1,230						1,230
Mexico.....	404,828	33	851	107				164	2,591	408,574
Morocco.....	4,908	406	2,104	14					29	7,521
Netherlands.....	2,165,368	70,419	2,242,065	43,810	73,380	44,570	388,844	464,523	128,781	5,621,760
Dutch East Indies.....	204,232		7,130						670	212,032
Dutch Guiana.....							8,615			8,615
Dutch West Indies.....								206,421		206,421
Norway.....	14,006	437,029	21,515	57,205	29,837	1,103	448		9,242	573,385
Panama.....										
Paraguay.....										
Persia.....	34		154,973	8				9	893	155,922
Peru.....	438,104			27				3,103,353		3,541,484
Poland and Danzig.....	28,841	8,554	39,001	4,787	3,194	140			1,078	85,595
Portugal.....	162,407	1,693	3,242	223,761				152	6,814	394,069
Azores and Madeira.....	1,151		67,365	30					391	68,937
Portuguese Africa.....										
Roumania.....	1,722	1,080		25				25	102	2,954
Russia.....	1,039	19,608		310			429,087		82	450,096
San Domingo.....	553,912		31							553,943
Siam.....	256			3,918						4,174
Spain.....	744,999	5,265	6,804	252,793	491	2,637	33,155	11,728	38,299	1,096,171
Sweden.....	3,793	1,405	98,314	81,205	823,368	163,774	20,003	21,629	20,490	1,243,979
Switzerland.....	46,221	88,104	2,268,463	12,675	115,550	879,408	5,787	144,495	60,187	3,620,800
Syria.....	1,097			991				14		6,117
Turkey.....	11,574		148,821			364			651	161,410
United States.....	51,041,527	18,975,995	34,421,988	26,796,798	169,960,469	37,609,611	74,581,932	14,371,795	28,144,328	455,895,434
Alaska.....	572	35,612	204	7,344	6,049	13,716	1,369	87	2,780	67,733
Hawaii.....	128,762			110	2,635		50		3,268	134,925
Philippine Islands.....	1,738		85,625	13,221						104,462
Porto Rico.....	3,420									3,420
Uruguay.....		4,377	7,367						869	11,744
Venezuela.....	128,370								4,483	129,245
Other Foreign Countries.....	72,574	1,058	13,031	351	88	6,844	393	16		98,838
Total Foreign Countries.....	69,761,174	23,406,414	55,700,509	28,898,500	175,727,342	40,316,859	86,880,235	18,325,548	33,274,088	532,290,669
Grand Total Imports.....	114,220,736	30,014,508	95,091,330	31,866,620	188,536,643	44,962,453	94,794,445	21,160,948	39,645,786	660,293,469

EXPORTS OF CANADIAN PRODUCE FROM CANADA, BY COUNTRIES AND MAIN CLASSES, FOR THE MONTH OF JULY, 1929.
EXPORTATIONS DE PRODUITS CANADIENS, PAR PAYS ET PAR CLASSES PRINCIPALES, POUR LE MOIS DE JUILLET 1929.

XXXIV

Countries to which Exported Pays de destination	Agricultural and Vegetable Products Produits agricoles et substances végétales	Animals and Animal Products Animaux et produits animaux	Fibres, Textiles and Products Fibres, textiles et tissus	Wood and Paper Bois et papier	Iron and Its Products Fer et ses dérivés	Non-Ferrous Metal Products Métaux non ferreux et produits	Non-Metallic Mineral Products Métalloïdes et produits	Chemicals and Allied Products Produits chimiques et dérivés	Miscellaneous Commodities Marchandises diverses	Total Exports (Mds.) Total des exportations (marchandises)
	\$	\$	\$	\$	\$	\$	\$	\$	\$	\$
<i>British Empire</i>										
United Kingdom.....	13,222,385	5,204,142	104,596	2,203,746	469,249	1,000,375	74,050	435,001	251,325	23,024,869
Irish Free State.....	205,385			40,907	1,625		496			248,413
Aden.....	4,729				2,650					7,385
Africa—British East.....	26,970	1,404	25	3,457	116,416	316	569	72		149,229
British South.....	265,873	21,608	62,660	183,782	573,989	24,325	1,164	4,814	16,662	1,154,877
British West—Gambia.....		75								75
Gold Coast.....	7,950	4,677		37	38,031					50,695
Nigeria.....	4,747	3,022		20	10,456		62			18,307
Sierra Leone.....	2,755	588			441					3,784
Other Br.W. Africa.....	740	150								890
Bermuda.....	137,130	41,076	1,841	8,579	2,537	70	2,767	2,271	6,519	202,790
Br. East Indies—British India.....	200,410	7,281	5,614	9,080	228,628	354,767	2,183	2,487	1,948	812,398
Ceylon.....	8,484	2,042			12,837	1,547		78		24,988
Straits Settlements.....	47,124	5,445		173	34,049	3,178	802	88	143	91,002
Other Br. East Indies.....										
British Guiana.....	93,333	34,204	5,317	16,281	4,279	695	1,857	2,787	4,054	162,807
British Honduras.....	23,410	8,705	4,100	702	1,251		408	361	1,532	40,469
British Sudan.....	5,663				4,576					9,639
Br. West Indies—Barbados.....	80,710	32,210	965	27,296	6,439	1,236	3,302	16,037	6,771	174,968
Jamaica.....	168,630	427,545	3,947	11,790	18,981	153	58	5,346	1,552	338,002
Trinidad and Tobago.....	298,755	74,381	5,276	33,687	44,567	936	880	9,082	6,639	474,209
Other Br. West Indies.....	401,886	39,191	2,406	14,495	8,515	669	3,256	6,950	5,650	483,024
Falkland Islands.....										
Gibraltar.....	7,879						780			8,659
Hong Kong.....	101,588	527		63	29,849	98		13,226	100	145,451
Iraq (Mesopotamia).....	515								45	690
Malta.....	10,824	2,787			1,780	87				24,478
Newfoundland.....	276,190	110,397	52,671	40,458	119,420	23,584	187,488	28,711	27,332	875,251
Oceania—Australia.....	21,078	86,283	39,129	511,047	252,842	22,261	15,433	11,324	18,726	978,123
Fiji.....	2,970	662			6,215	243	652		80	14,032
New Zealand.....	478,394	56,974	120,650	181,722	1,043,914	66,430	18,502	12,174	32,113	2,010,873
Other Oceania.....	821	83			1,710					2,414
Palestine.....	3,431				599				701	4,731
Total British Empire.....	16,118,989	5,927,315	409,859	3,297,016	3,035,851	1,501,032	314,653	550,815	381,892	31,537,422
<i>Foreign Countries</i>										
Argentina.....	305,876	318	144	315,637	1,577,980	5,571	898	1,185	2,601	2,310,300
Austria.....	9,434	3,685	503		2,521				3,361	19,504
Belgium.....	2,873,769	25,325	956	59,714	22,399	247,201	41,170	262	5,410	3,276,206
Bolivia.....	1,950				13,198	6				15,154

TRADE OF CANADA

Brazil.....	91,531	17,420	3,019	330	214,345	37,254	7,533	700	264	372,398
Chile.....	27,348	3,245		2,212	156,472	2,602			944	192,823
China.....	2,033,265	10,343	8,018	45,032	15,823	275,187		7,807	6,754	2,408,029
Colombia.....	116,596	6,834	4,198	15,802	10,505	832	44,381	1,505	21,676	222,332
Costa Rica.....	1,580	3,994	285	997	4,881		684		200	12,621
Cuba.....	27,478	72,255	302	91,946	535	2,484	980	14,638	7,839	218,457
Czecho-Slovakia.....	26,946		3,445		3,562				200	34,153
Denmark.....	421,089	21,977		1,664	17,966	20,479	251		5	483,431
Ecuador.....	1,054	2,249		1,797	8,611					13,711
Egypt.....	44,183	630			21,826					67,367
Estonia.....	71									71
Finland.....	70,803		1,863	30	520					73,216
France.....	1,409,214	131,925	9,586	81,207	10,426	166,357	32,890	1,653	8,016	1,851,334
French Africa.....	2,452	413			62,737					65,602
French West Indies.....	43,784	3,489		8,227	2,689		2,155		1,910	62,257
St. Pierre and Miquelon.....	109,272	18,554	4,171	13,535	5,637	3	6,906	1,284	4,182	164,338
Germany.....	2,109,724	124,289	2,361	12,814	71,275	372,046	146,587	8,130	1,381	2,848,607
Greece.....	701,399	310	1,660		378				858	704,505
Guatemala.....	5,480	350	171	404	10,209		260		324	17,198
Haiti.....	2,446	3,415		1,645	25					7,531
Honduras.....	1,023	150	1,108		1,616			5,261		9,158
Italy.....	1,637,544	85,292	4,540	43,773	7,675	44,784	8,575		15,328	1,847,713
Japan.....	1,214,391	57,974	4,621	744,957	91,558	1,116,501	25,381	13,976	23,759	3,293,118
Korea.....	572	320								892
Lettonia (Latvia).....	628				570					1,198
Mexico.....	23,919	7,161	1,132	3,720	11,881	27,778	3,990	138,450	4,457	222,488
Morocco.....	6,742	235			21,141	78				28,196
Netherlands.....	2,364,379	38,448	1,707	9,071	16,876	123,600	7,863		4,711	2,566,655
Dutch East Indies.....	57,104	8,759		257	52,912	1,051	2,158	3,545	17	125,546
Dutch Guiana.....	1,285	12,097	246							13,628
Dutch West Indies.....	3,353	3,311	1,261		8,665			66	260	17,173
Norway.....	444,457	17,480	12,607		701	670	13,714			459,689
Panama.....	8,777	48,186	2,244	6,796	46,236	48		543	129	112,959
Paraguay.....	1,856				7,777					9,633
Persia.....	225				1,091					2,216
Peru.....	76,627	43,857	1,472	2,758	75,151	3,974	3,122	1,289	2,502	210,752
Poland and Danzig.....	12,856			244	123		1,524			14,747
Portugal.....	4,229	6,235			31,890					42,354
Azores and Madeira.....	14,327									14,327
Portuguese Africa.....	29,743	313		1,796	34,887	898	1,436	48,413	590	115,076
Roumania.....	4,733				10,149					14,882
Russia.....				35	175,913					175,948
San Domingo.....	7,588	8,361		2,572	85	132		837		19,575
Siam.....					1,307	69				1,376
Spain.....	122,109	10,048			187,201	14,463	2,480			336,281
Sweden.....	68,400	86,622	1,364	55	17,614		5,246		500	179,801
Switzerland.....	54,434	2,279		110	415	125,855	163	150	3,032	186,438
Syria.....	9,051	115			12,035					21,201
Turkey.....	2,776				1,369					4,145
United States.....	3,263,637	6,438,941	531,298	20,138,699	1,101,199	9,222,232	1,802,792	904,241	1,277,073	44,680,082
Alaska.....	24	10,171					29,504		2,392	42,091
Hawaii.....		1,197		724					363	2,284
Philippine Islands.....	11,482			410						11,892
Porto Rico.....	325	99,621		1,972	780			2,037	911	105,646
Uruguay.....	15,988			17,193	64,396	240			840	98,657
Venezuela.....	31,735	6,115	753	520	45,304	4,956		9,436	422	99,241
Other Foreign Countries.....	42,053	10,198	461	3,588	66,258	32	125	1,068	32	123,815
Total Foreign Countries.....	19,975,119	7,460,506	605,466	21,632,305	4,426,955	11,818,180	2,192,750	1,166,478	1,404,261	70,682,018
Grand Total Exports.....	36,064,108	13,387,821	1,015,325	24,929,321	7,462,806	13,319,212	2,507,403	1,717,291	1,786,153	102,219,440

EXPORTS OF CANADIAN PRODUCE FROM CANADA, BY COUNTRIES AND MAIN CLASSES, FOR THE MONTH OF AUGUST, 1929.
 EXPORTATIONS DE PRODUITS CANADIENS, PAR PAYS ET CLASSES PRINCIPALES, POUR LE MOIS DE AOÛT, 1929.

XXXVI

Countries to which Exported Pays de destination	Agricultural and Vegetable Products Produits agricoles et substances végétales	Animals and Animal Products Animaux et produits animaux	Fibres, Textiles and Products Fibres, textiles et tissus	Wood and Paper Bois et papier	Iron and Its Products Fer et ses dérivés	Non-Ferrous Metal Products Métaux non ferreux et produits	Non-Metallic Mineral Products Métalloïdes et produits	Chemicals and Allied Products Produits chimiques et dérivés	Miscellaneous Commodities Marchandises diverses	Total Exports (Mds.) Total des exportations (marchandises)
	\$	\$	\$	\$	\$	\$	\$	\$	\$	\$
<i>British Empire</i>										
United Kingdom.....	12,765,452	4,501,306	51,188	2,603,074	553,711	689,783	133,397	396,892	151,268	21,846,071
Irish Free State.....	102,727	7,012		62,394	3,276	1,071		3,300	6,886	186,666
Aden.....	242				7,271					7,513
Africa—British East.....	58,354	1,382	388		130,204	138				190,466
British South.....	469,726	20,659	18,742	189,719	58,667	28,525	9,631	2,286	14,578	1,354,533
British West—Gambia.....	685				2,592					3,277
Gold Coast.....	17,214	6,227			83,155		264			106,860
Nigeria.....	7,122	1,722			37,367		72			46,283
Sierra Leone.....	3,015	3,032		155	3,304					9,506
Other Br. W. Africa.....		102								102
Bermuda.....	91,244	48,074	3,995	6,401	2,595	164	1,436		2,833	158,916
Br. East Indies—British India.....	102,995	1,360	419	2,591	253,018	212,696	344	5,649	1,158	580,140
Ceylon.....	5,021	1,129			21,836	1,433	51	176		29,693
Straits Settlements.....	26,414	7,600		1,757	21,088	4,044	204	183	503	62,393
Other Br. East Indies.....										
British Guiana.....	99,294	27,623	2,385	12,357	6,379	960	2,354	3,151	6,927	161,430
British Honduras.....	36,657	9,073	960	500	1,557	60	369	659	579	50,414
British Sudan.....	2,497				6,101					8,598
Br. West Indies—Barbados.....	39,558	28,283	1,198	51,759	1,098	78	870	4,451	1,182	128,477
Jamaica.....	231,309	146,870	5,683	12,610	48,869	332	330	7,892	2,883	456,778
Trinidad and Tobago.....	152,645	62,976	3,839	7,770	23,193	646	895	4,806	2,833	239,703
Other Br. West Indies.....	415,622	32,329	3,181	9,334	7,354	211	1,520	2,232	2,809	474,692
Falkland Islands.....										
Gibraltar.....	664									664
Hong Kong.....	66,931	5,410	2,358	1,048	17,353			2,250	2,511	97,861
Iraq (Mesopotamia).....	202	210								412
Malta.....	8,244	3,730			1,014					12,988
Newfoundland.....	376,793	111,820	96,494	88,683	392,962	13,200	127,273	51,968	27,387	1,195,980
Oceania—Australia.....	40,401	289,433	40,818	487,810	736,890	40,963	29,013	38,790	28,390	1,732,508
Fiji.....	7,286	16,972	322	1,609	11,805	321		95		38,410
New Zealand.....	619,947	70,413	181,073	243,266	929,481	83,185	30,212	7,756	35,583	2,200,916
Other Oceania.....	24	3,099		130	2,364					5,617
Palestine.....	880	1,124			1,071			285		3,340
Total British Empire.....	15,749,165	5,414,970	413,043	3,782,367	3,811,575	1,078,442	338,183	534,975	388,510	31,411,230
<i>Foreign Countries</i>										
Argentina.....	451,428	2,955	131,073	348,594	1,120,252	111,037			1,128	2,166,467
Austria.....	11,469			29	227	10,830			3,048	56,603
Belgium.....	1,322,443	14,789	174	57,806	10,290	288,582	215,775		3,672	1,913,531
Bolivia.....	3,183	3,135			18,528					24,846

TRADE OF CANADA

Brazil.....	75,501		1,400	97	119,535	41,984	4,517	428	2,111	245,573
Chile.....	55,596	2,457		3,755	199,215			1,848	237	254,108
China.....	953,266	6,543	9,193	50,684	23,859	292,884		4,054	14,448	1,354,931
Colombia.....	154,583	9,206	3,132	23,188	13,755	533	1,854	3,255	1,801	211,287
Costa Rica.....	1,356	3,501	1,205		1,508	374		36	299	8,189
Cuba.....	10,904	91,986	607	42,876		9,153	842	13,291	769	170,398
Czecho-Slovakia.....	37,810		5,206							43,016
Denmark.....	121,005	6,612	90	78	10,941	16,573			423	155,722
Ecuador.....	1,154	200		7	25					1,386
Egypt.....	16,192	7,950		94,804	28,640			31	104	147,721
Estonia.....	13,183									13,183
Finland.....	59,867		9,893		137					68,897
France.....	772,575	42,063	5,261	117,216	66,905	131,279	18,650	1,406	2,807	1,158,162
French Africa.....	2,852	1,423			46,933					51,210
French West Indies.....	31,398	1,575		4,135	5,429		1,973		1,525	46,035
St. Pierre and Miquelon.....	244,999	8,184	9,664	16,206	5,233	364		216	4,902	299,344
Germany.....	806,599	93,707	30,922	47,169	68,249	520,814	98,956		2,135	1,668,551
Greece.....	136,114	300	253		633					137,270
Guatemala.....	8,983	410		733	8,333				376	18,835
Hayti.....	5,461	1,574			13					7,049
Honduras.....	1,698		1,655	54	5,239		1,039	4,463	792	14,940
Italy.....	476,439	144,185	846	122,297	5,253	84,628	14,217		2,480	850,345
Japan.....	446,561	31,347	18,126	467,025	62,166	324,883	57,989	82,291	42,666	1,533,054
Korea.....		312							300	612
Lettonia (Latvia).....	93				661					754
Mexico.....	2,888	15,160	2,859	3,948	1,236	32,991	1,625	137,859	1,220	199,786
Morocco.....	36,548	125			7,225					43,896
Netherlands.....	306,275	68,109	1,478	23,039	22,099	346,457	13,561		2,416	783,425
Dutch East Indies.....	61,712	11,250		125	143,599	9,130	1,470	3,617	2,289	233,192
Dutch Guiana.....	3,941	6,515	194						40	9,859
Dutch West Indies.....	9,656	6,315	114		6,082	7			239	22,712
Norway.....	575,135	11,975	7,082		5,036	3,065	6,846		29,093	638,196
Panama.....	8,996	52,273	3,207	9,815	25,191		2,079	166	1,680	103,497
Paraguay.....					5,406					5,406
Persia.....					7,894					7,894
Peru.....	12,608	32,724	1,708	1,519	15,397	205	624	3,635	6,020	74,440
Poland and Danzig.....	2,329				597					2,926
Portugal.....	8,173	5,376			7,376	69				20,994
Azores and Madeira.....	25,059	400		17,389						42,828
Portuguese Africa.....	19,072	3,932	190	43,902	33,326	401	730	31,849	472	133,874
Roumania.....	5,168								234	5,402
Russia.....					6,474	78,571			31	85,076
San Domingo.....	5,687	5,355		2,134				335	150	13,601
Siam.....	459				15,331					15,790
Spain.....	122,009	2,683		6,312	244,407	476	12,750	12,749		401,382
Sweden.....	249,136	34,839	1,802	110	22,476		5,230			313,593
Switzerland.....	27,194	995		2,100		84,271			1,876	116,436
Syria.....	26,362				13,891				287	40,665
Turkey.....	188	192			1,492					1,872
United States.....	3,637,903	6,959,743	485,120	22,507,102	1,353,895	9,200,479	1,950,315	994,112	1,365,272	48,463,941
Alaska.....	70	469		48	123		62,598		6,514	69,813
Hawaii.....		4,099		118					97	4,314
Philippine Islands.....	24,251	1,448		20		98	11,550		109	37,467
Porto Rico.....	528	67,286		93	205			3,127	159	71,398
Uruguay.....	26,246		142	13,969	31,997	658		13		73,025
Venezuela.....	50,789	5,287	2,297	717	61,943	1,639	29	10,591		133,163
Other Foreign Countries.....	26,426	2,897	1,614	3,878	55,939	39		1,346	376	92,535
Total Foreign Countries.....	11,495,611	7,783,857	736,407	24,033,071	3,901,455	11,592,474	2,494,795	1,311,226	1,504,391	64,853,287
Grand Total Exports.....	27,244,776	13,198,827	1,149,450	27,815,438	7,713,030	12,670,916	2,832,978	1,846,201	1,792,901	96,264,517

EXPORTS OF CANADIAN PRODUCE FROM CANADA, BY COUNTRIES AND MAIN CLASSES, FOR THE MONTH OF
SEPTEMBER, 1929.
EXPORTATIONS DE PRODUITS CANADIENS, PAR PAYS ET CLASSES PRINCIPALES, POUR LE MOIS DE SEPTEMBRE 1929.

XXXVIII

TRADE OF CANADA


Countries to which Exported Pays de destination	Agricultural and Vegetable Products Produits agricoles et substances végétales	Animals and Animal Products Animaux et produits animaux	Fibres, Textiles and Products Fibres, textiles et tissus	Wood and Paper Bois et papier	Iron and Its Products Fer et ses dérivés	Non-Ferrous Metal Products Métaux non ferreux et produits	Non-Metallic Mineral Products Métalloïdes et produits	Chemicals and Allied Products Produits chimiques et dérivés	Miscellaneous Commodities Marchandises diverses	Total Exports (Mds.) Total des exportations (marchandises)
	\$	\$	\$	\$	\$	\$	\$	\$	\$	\$
<i>British Empire</i>										
United Kingdom.....	11,983,230	5,444,160	108,914	2,762,999	799,320	964,119	169,434	553,230	99,049	22,884,455
Irish Free State.....	323,073	5,203		11,066	2,517	452			310	342,621
Aden.....	1,057				5,177					6,234
Africa—British East.....	23,468	1,125			149,983	57				174,533
British South.....	211,549	3,940	29,446	74,222	288,402	12,116	10,351	2,017	3,504	635,547
British West—Gambia.....					5,620					5,620
Gold Coast.....	15,073	8,034			53,355					76,462
Nigeria.....	6,631	1,538		155	13,908				35	22,297
Sierra Leone.....	2,187	250			2,075	33			53	4,598
Other Br.W. Africa.....	770									770
Bermuda.....	201,087	39,408	1,753	4,859	2,068		1,889	4,930	5,026	261,030
Br. East Indies—British India.....	223,180	2,053	14,702	1,244	233,142	457,879	1,433	5,114	4,569	943,316
Ceylon.....	20,745	2,463	17		10,552	2,384	108		201	36,551
Straits Settlements.....	28,907	4,177		667	59,050	2,377			207	95,385
Other Br. East Indies.....										
British Guiana.....	76,217	23,795	2,539	4,048	4,487	1,319	3,981	2,355	1,514	120,255
British Honduras.....	21,139	8,342	1,310	472	1,485	55	1,300	602	1,307	36,012
British Sudan.....	2,272				7,629	985				10,886
Br. West Indies—Barbados.....	32,064	20,136	2,934	36,212	3,128		3,077	567	6,541	104,709
Jamaica.....	232,367	151,725	5,485	10,327	150,266	957	62	4,312	3,379	553,880
Trinidad and Tobago.....	159,745	58,100	6,668	46,034	11,449	1,831	1,084	8,230	3,632	297,388
Other Br. West Indies.....	220,575	25,608	1,698	11,042	7,136	278	2,213	4,463	3,238	276,851
Falkland Islands.....										
Gibraltar.....	452	210								662
Hong Kong.....	98,446	6,193	1,173	13,742	2,137	266		1,063	2,437	125,457
Iraq (Mesopotamia).....	2,981									2,981
Malta.....	3,085	1,559			4,009					8,653
Newfoundland.....	472,341	113,681	65,564	76,841	313,016	13,861	235,204	127,005	19,575	1,437,088
Oceania—Australia.....	32,994	498,730	28,915	453,774	593,115	32,444	35,492	29,453	15,201	1,720,118
Fiji.....	18,985	14,152	681	1,687	6,327				83	41,920
New Zealand.....	370,801	96,576	97,390	216,455	751,709	79,272	24,516	12,815	40,196	1,689,721
Other Oceania.....	241	912								1,153
Palestine.....	4,452	2,340			2,483					9,275
Total British Empire.....	14,790,124	6,534,439	369,240	3,726,527	3,483,536	1,570,685	490,744	756,357	209,861	31,931,513
<i>Foreign Countries</i>										
Argentina.....	340,235	427	8	143,075	1,325,580	76,836	8,396		695	1,893,252
Austria.....	18,678	3,650		284	333				12,093	35,038
Belgium.....	202,263	33,374	851	58,096	4,229	95,115	29,862		9,648	433,438
Bolivia.....	2,814	755		344	1,804	45		624		6,386

Brazil.....	41,399	5,765	2,395	670	251,907	37,220		105		339,521
Chile.....	36,702	14,520		4,794	204,513				343	280,872
China.....	380,069	11,660	4,378	146,559	5,993	358,898	60	7,815	7,573	922,805
Colombia.....	90,551	7,673	5,485	12,997	19,427	11,308	20,733	70	14,763	183,007
Costa Rica.....	1,394	2,094		146	146	135		99		3,888
Cuba.....	189,527	122,705	1,510	12,093	356	2,656		9,347	1,095	319,389
Czecho-Slovakia.....	17,670	2,142	2,906	1,384	1,311	145			159	25,747
Denmark.....	345,030	15,474		191	18,379	1,643	2,925		160	383,802
Ecuador.....	3,090				8,886					11,976
Egypt.....	9,872	2,548		382	14,718			938	173	28,631
Eetonia.....										
Finland.....	100,646				6,808				1,000	108,454
France.....	34,952	51,990	5,462	73,297	33,840	138,070	19,325	2,615	3,296	362,847
French Africa.....	4,285	591			49,617					54,493
French West Indies.....	17,805	4,091		4,719	1,008		1,552		1,235	31,400
St. Pierre and Miquelon.....	558,806	19,498	1,094	6,119	3,787	172	11,546	797	5,691	607,500
Germany.....	681,186	144,021	489	49,320	33,871	100,222	144,320		1,050	1,103,479
Greece.....	7,815	150		28	1,065				41	9,099
Guatemala.....	6,445	138		806	7,706	147	4,395		47	19,084
Hayi.....	5,718	4,632		114	5,728				41	16,192
Honduras.....	4,361		126	1,609	6,018			4,499	6,129	16,613
Italy.....	177,411	56,230	160	24	3,703	45,379	22,224	90	2,902	308,123
Japan.....	142,611	49,592	15,993	733,963	39,376	515,841	53,820	10,775	35,776	1,597,047
Korea.....	105	505		136					350	1,686
Lettonia (Latvia).....	660				1,000					1,890
Mexico.....	20,611	6,399	2,467	2,614	712	51,200	1,893	78,762	4,325	169,003
Morocco.....	29,015	65			6,626					35,706
Netherlands.....	170,753	115,181	650	6,456	2,464	285,400	508		1,590	583,002
Dutch East Indies.....	48,196	3,824		135	136,125	2,067	2,369	3,185		195,901
Dutch Guiana.....	570	4,579		97	793			90		6,129
Dutch West Indies.....	14,323	10,011	1,041	60	787			68	35	26,325
Norway.....	217,763	34,417	5,637	199	8,098	97	13,716		293	280,220
Panama.....	25,929	31,824	3,141	3,428	234			533		65,089
Paraguay.....					6,424					6,424
Persia.....	890				34					924
Peru.....	17,743	37,549	1,819	3,061	60,333	62	850	1,216	1,202	123,835
Poland and Danzig.....	936	193		677	2,303	4,565			68	8,742
Portugal.....	14,174	9,014			10,362					33,550
Azores and Madeira.....	14,531	1,749			761					17,041
Portuguese Africa.....	16,268	700	75	7,634	18,117	108	271	24,196		67,369
Roumania.....	5,845				1,090					6,935
Russia.....					98	60,568		335	295	60,664
San Domingo.....	6,812	13,225	177	1,164						22,008
Siam.....			3,122		4,795	411			79	8,407
Spain.....	28,918	252		25	50,914	11,336	1,640	12,800	184,934	290,819
Sweden.....	37,862	43,380	3,381	2,251	20,013		154		186	108,127
Switzerland.....	15,892	330		2,615	2,417	81,706	150		3,395	106,505
Syria.....	3,032	2,227			3,962					9,221
Turkey.....	52				342					394
United States.....	3,113,997	7,550,977	363,284	19,700,314	838,052	8,507,463	1,569,427	884,753	1,527,337	44,055,604
Alaska.....	17				177		20,689		2,162	23,235
Hawaii.....		1,561		835					21	2,446
Philippine Islands.....	28,216	2,133		314	124					30,787
Porto Rico.....	226	58,618		2,540	202		25	3,760		65,371
Uruguay.....	26,070		1,656	108	37,904	1,469			202	67,407
Venezuela.....	30,606	12,956	4,347	4,767	33,612			6,152	500	92,940
Other Foreign Countries.....	54,361	4,519	2,101	1,345	38,043	442		335	2,326	103,472
Total Foreign Countries.....	7,345,798	8,500,098	433,755	20,991,541	3,338,886	10,399,524	1,928,850	1,054,039	1,827,030	55,819,521
Grand Total Exports.....	22,135,922	15,034,537	802,995	24,718,068	6,822,422	11,970,209	2,419,594	1,810,396	2,036,891	87,751,034

EXPORTS OF CANADIAN PRODUCE FROM CANADA, BY COUNTRIES AND MAIN CLASSES, FOR THE SIX MONTHS
ENDING SEPTEMBER, 1929.
EXPORTATIONS DE PRODUITS CANADIENS, PAR PAYS ET CLASSES PRINCIPALES, POUR LES SIX MOIS TERMINÉS
AVEC SEPTEMBRE 1929.

Countries to which Exported Pays de destination	Agricultural and Vegetable Products Produits agricoles et substances végétales	Animals and Animal Products Animaux et produits animaux	Fibres, Textiles and Products Fibres, textiles et tissus	Wood and Paper Bois et papier	Iron and Its Products Fer et ses dérivés	Non-Ferrous Metal Products Métaux non ferreux et produits	Non-Metallic Mineral Products Métalloïdes et produits	Chemicals and Allied Products Produits chimiques et dérivés	Miscellaneous Commodities Marchandises diverses	Total Exports (Mdse.) Total des exportations (marchandises)
	\$	\$	\$	\$	\$	\$	\$	\$	\$	\$
<i>British Empire</i>										
United Kingdom.....	89,161,735	22,842,010	460,853	12,620,216	3,171,464	5,905,749	988,886	2,350,268	1,803,959	139,305,140
Irish Free State.....	1,123,358	18,329	8,232	160,461	16,183	6,458	752	6,756	64,403	1,404,932
Aden.....	9,613				23,412				88	33,113
Africa—British East.....	156,366	5,837	413	3,528	610,366	1,449	2,075	490	104	780,622
British South.....	1,924,673	127,911	142,978	898,164	2,736,937	157,767	49,363	18,022	50,515	6,106,330
British West—Gambia.....	685	75			14,131					14,891
Gold Coast.....	56,705	28,067		115	289,145		264	637		374,933
Nigeria.....	31,015	10,809		343	112,491	194	10		77	155,928
Sierra Leone.....	12,298	13,125		1,905	14,306	50			95	41,869
Other Br. W. Africa.....	2,230	432							19	2,681
Bermuda.....	556,594	232,210	13,387	41,410	13,126	698	12,666	17,934	20,298	908,260
Br. East Indies—British India.....	894,481	24,724	57,246	19,443	1,439,597	1,763,163	5,895	25,740	12,856	4,242,915
Ceylon.....	52,758	13,361	17	1,883	173,021	10,368	531	1,105		253,044
Straits Settlements.....	227,667	33,242	817	6,180	258,715	17,960	1,357	545	1,280	547,763
Other Br. East Indies.....					1,312				125	1,437
British Guiana.....	499,383	134,080	21,279	50,747	36,741	6,382	23,283	10,124	45,391	836,411
British Honduras.....	395,523	59,480	9,920	2,877	9,954	360	3,580	3,783	6,476	491,953
British Sudan.....	21,375				40,435	1,434				63,244
Br. West Indies—Barbados.....	330,188	140,170	8,649	137,059	20,805	2,711	13,686	84,234	22,016	759,518
Jamaica.....	1,257,807	823,833	26,053	91,663	310,360	3,902	1,708	26,323	2,572,626	
Trinidad and Tobago.....	1,151,190	414,933	29,417	132,850	250,182	5,708	8,180	41,790	26,928	2,061,178
Other Br. West Indies.....	1,658,779	186,194	13,608	70,175	47,474	1,713	13,353	46,165	22,636	2,060,097
Falkland Islands.....										
Gibraltar.....	24,595	870					5,586			31,051
Hong Kong.....	566,766	26,944	6,558	25,460	83,761	2,609		63,503	6,950	782,551
Iraq (Mesopotamia).....	4,678	420			28,200				45	33,343
Malta.....	92,979	10,994			41,593	491			100	146,157
Newfoundland.....	1,967,504	712,558	386,460	343,324	1,020,370	89,341	961,480	391,153	171,680	6,043,870
Oceania—Australia.....	169,907	969,393	239,987	2,797,904	3,124,961	169,591	152,582	134,208	115,497	7,874,030
Fiji.....	43,081	41,855	2,441	54,254	51,929	654	1,802	132	191	106,339
New Zealand.....	2,502,234	294,189	512,149	1,247,300	4,561,030	464,535	130,540	62,711	169,493	9,944,181
Other Oceania.....	1,360	947	195	139	9,818	52				21,520
Palestine.....	23,345	3,907			28,613		300	265	701	57,131
Total British Empire.....	104,921,781	27,179,988	1,940,650	18,707,376	18,540,516	8,613,280	2,377,679	3,299,561	2,568,227	188,149,067
<i>Foreign Countries</i>										
Argentina.....	1,798,340	10,172	139,347	1,157,349	6,667,534	387,182	7,294	1,371	13,760	10,182,349
Austria.....	121,558	11,200	503	348	14,673	32,918			25,002	206,202
Belgium.....	10,100,879	185,118	5,821	365,369	426,936	928,451	536,060	262	39,115	12,588,011
Bolivia.....	10,411	8,890		1,232	73,441	88		624	22	94,708

Brazil.....	673,482	42,292	11,177	1,516	1,287,037	274,741	14,753	2,893	2,725	2,310,616
Chile.....	193,140	52,054	448	25,948	1,025,141	28,180	267	10,570	139,753	1,475,501
China.....	8,057,205	81,830	45,176	329,934	184,579	2,198,421	26,062	64,446	59,467	11,047,120
Colombia.....	551,708	45,390	24,404	86,039	150,241	29,289	73,759	8,132	56,465	1,025,357
Costa Rica.....	19,257	22,886	1,670	4,129	8,532	1,249	814	2,419	1,095	62,052
Cuba.....	436,890	590,646	3,273	384,629	10,017	24,489	2,359	57,913	12,800	1,523,025
Czecho-Slovakia.....	189,610	2,692	29,907	1,384	4,913	5,963			644	245,113
Denmark.....	2,084,271	63,606	1,226	6,942	164,704	72,603	15,650	110	28,538	2,437,650
Ecuador.....	8,210	4,684	377	4,109	63,442	313			1,576	82,711
Egypt.....	192,467	21,712		95,186	253,542			1,050	1,199	565,156
Estonia.....	18,953				2,465				30	21,448
Finland.....	599,240	2,521	14,876		30	20,928			1,000	738,604
France.....	5,368,311	614,678	26,248	652,146	256,198	1,138,963	324,517	8,575	29,745	8,419,381
French Africa.....	19,913	7,152			217,931					245,090
French West Indies.....	195,052	22,206			57,233	3	8,758	78	8,432	316,805
St. Pierre and Miquelon.....	1,207,840	68,879	32,423	57,150	26,557	2,593	46,386	4,805	30,947	1,477,580
Germany.....	8,170,041	630,816	47,205	223,425	454,458	3,015,031	729,924	8,211	9,469	13,319,180
Greece.....	3,346,715	1,836	2,800	2,663	6,017	4,085	2,370		1,018	3,367,505
Guatemala.....	49,573	1,871	349	4,187	41,870	697	4,961		1,655	105,163
Haiti.....	32,965	20,983			10,771				1,059	96,090
Honduras.....	19,416	760	3,365	7,715	17,443		3,427	20,234	5,656	72,016
Italy.....	4,460,140	509,243	21,061	451,794	42,596	237,441	142,662	90	51,497	5,916,514
Japan.....	5,471,397	190,973	67,673	3,095,426	455,568	4,270,959	327,948	209,494	182,695	14,872,133
Korea.....	2,064	2,534		136					650	7,842
Lettonia (Latvia).....	1,878	4,324		3,190					9,402	
Mexico.....	117,826	64,407	15,480	24,508	30,733	179,029	9,342	627,569	22,209	1,091,103
Morocco.....	118,971	678			47,138				166,865	78
Netherlands.....	7,734,585	356,866	10,785	62,846	87,879	2,041,923	47,623	1,220	24,843	10,368,570
Dutch East Indies.....	363,789	36,355		1,927	693,004	19,690	8,621	19,912	2,795	1,146,084
Dutch Guiana.....	11,551	38,215	1,129	97	1,612			329	104	53,037
Dutch West Indies.....	39,278	28,645	8,721	850	28,456			1,103	1,048	108,108
Norway.....	2,060,757	78,571	63,648	566	77,198	6,627	52,451		30,340	2,370,158
Panama.....	87,295	202,576	13,076	21,732	219,922	101	4,481	2,801	9,890	561,874
Paraguay.....	3,443				37,929					41,372
Persia.....	1,115				136,838			355		138,308
Peru.....	230,574	210,091	10,389	11,807	427,596	5,115	7,601	6,823	15,546	925,572
Poland and Danzig.....	28,995	493	25	2,069	4,174	5,025	6,502		421	47,695
Portugal.....	442,782	68,486	300		254,296		69		6	755,939
Azores and Madeira.....	84,816	2,149		18,192	761	234				106,152
Portuguese Africa.....	197,266	17,902	585	78,290	164,986	1,969	2,437	213,017	1,896	583,342
Roumania.....	21,981	1,455			361,175				234	381,845
Russia.....	866,236			765	519,069	139,137		31	4,151	1,928,229
San Domingo.....	35,592	74,024	177	9,26	1,596	733		3,996	79	1,391,339
Siam.....	541		3,122		36,097	1,533				41,317
Spain.....	556,334	14,709	4,753	48,135	1,543,755	45,851	18,954	38,283	185,033	2,453,774
Sweden.....	906,405	293,165	27,507	2,894	237,451	19,418	20,876		2,130	1,509,611
Switzerland.....	203,574	6,371	163	6,938	3,426	566,839	703	150	55,350	843,514
Syria.....	55,712	6,345	160		137,914				287	200,543
Turkey.....	33,789	192	375		33,305		2,496		5	70,162
United States.....	21,184,888	38,003,562	2,650,931	120,908,438	7,016,436	50,115,169	9,986,993	5,141,826	7,143,965	262,152,205
Alaska.....	286	36,027	18	1,351	651	38		216,120	94	16,922
Hawaii.....		10,871	5	2,732	29				44	921
Philippine Islands.....	131,604	8,368		1,578	124	98	11,550	25	100	153,147
Porto Rico.....	2,510	397,890	128	5,956	1,369		25	15,076	2,630	425,584
Uruguay.....	140,099	436	2,684	191,830	294,806	3,688		13	1,396	634,952
Venezuela.....	259,561	49,860	9,829	10,829	343,308	7,399	131	51,500	4,630	737,056
Other Foreign Countries.....	190,542	29,585	5,335	10,731	356,732	1,347	125	3,631	6,110	694,138
Total Foreign Countries.....	89,534,523	43,260,281	3,308,654	129,045,002	25,065,610	65,814,810	12,662,999	6,531,817	8,238,833	383,462,529
Grand Total Exports.....	194,456,304	70,440,269	5,249,313	147,752,378	43,696,126	74,428,090	15,040,678	9,831,378	10,807,063	571,611,596



IMPORTS INTO CANADA FOR CONSUMPTION,
BY ARTICLES AND PRINCIPAL COUNTRIES,
FOR THE MONTHS OF JULY, AUGUST AND
SEPTEMBER, 1929,

AND

SIX MONTHS ENDING SEPTEMBER,
1928 AND 1929.

IMPORTATIONS AU CANADA POUR
LA CONSOMMATION,
PAR ARTICLES ET PRINCIPAUX PAYS DE PROVENANCE,
JUILLET, AOÛT ET SEPTEMBRE 1929,

ET

LES SIX MOIS TERMINÉS AVEC SEPTEMBRE,
1928 ET 1929.

IMPORTS into Canada for Consumption, by Articles and Principal Countries.

Articles and Countries from which Imported.		Months, 1929			Six Months ending September	
		July	August	September	1928	1929
AGRICULTURAL AND VEGETABLE PRODUCTS.						
(Except Chemicals, Fibres and Wood)						
PRODUITS AGRICOLES ET SUBSTANCES VÉGÉTALES						
(Excepté produits chimiques, textiles et bois)						
A. MAINLY FOOD—A. ALIMENTAIRES.						
FRUITS, NUTS AND VEGETABLES.						
FRUITS, NOIX ET LÉGUMES.						
FRUITS, FRESH—FRUITS FRAIS.						
Apples.—(Pommes.)	Total imports Brl. \$	26,665	22,105	3,521	125,738	94,842
	United Kingdom. Brl. \$	203,180	166,427	23,467	643,817	621,375
	United States..... Brl. \$	22,795	22,104	3,521	121,740	90,971
		161,342	166,408	23,467	616,979	579,718
Apricots, quinces and nectarines— (Abricots, coings et nectarines.)	Total imports Lb. \$	475,067	2,007,255	379,272	2,625,408	2,886,237
	United Kingdom..Lb. \$	34,627	95,352	19,396	120,736	153,585
	United States.....Lb. \$	475,067	2,007,255	379,272	2,625,408	2,886,237
		34,627	95,352	19,396	120,736	153,585
Bananas.—(Bananes.)	Total imports Bunch \$	667,407	550,181	317,909	2,642,163	2,823,068
	U. Kingdom... Bunch \$	560,543	421,356	225,970	3,690,659	2,629,555
	United States... Bunch \$	109,661	80,635	32,959	2,584,029	901,098
	Jamaica..... Bunch \$	245,631	158,837	73,062	3,649,640	1,526,814
		557,221	468,435	284,650	50,785	1,915,980
		314,382	261,091	151,808	38,936	1,095,198
Berries, viz.: wild blueberries, wild strawberries, wild raspberries and wild edible berries, n.o.p.—(Baies, savoir: bleuets, fraises et framboises des champs et aïrelles sauvages comestibles.)	Total imports \$	1,174	1,349	504	10,539	3,924
	United Kingdom. \$				45	
	United States..... \$	1,161	1,349	15	5,943	2,685
	Newfoundland... \$			489	4,551	1,225
Blackberries, gooseberries, raspberries and currants.—(Mûres, groseilles, framboises, gadelles et cassis.)	Total imports Lb. \$	131,546	125,455	55,295	577,545	326,067
	United Kingdom..Lb. \$	17,384	11,492	4,994	63,160	34,851
	United States....Lb. \$	131,546	125,307	55,295	577,545	325,919
		17,384	11,449	4,994	63,160	34,808
Cherries.—(Cerises.)	Total imports Lb. \$	246,232	122,489	356	891,118	597,987
	United Kingdom..Lb. \$	48,674	11,974	47	143,004	118,808
	United States....Lb. \$	246,232	122,489	356	891,118	597,987
		48,674	11,974	47	143,004	118,808
Cranberries.—(Canneberges.)	Total imports Brl. \$			1,901	310	1,948
	United Kingdom Brl. \$			22,317	3,981	22,891
	United States.... Brl. \$			1,901	310	1,948
				22,317	3,981	22,891
Grape fruit or shaddocks.—(Pamplemousses.)	Total imports Lb. \$	1,167,874	922,048	777,721	6,646,404	10,850,917
	United Kingdom..Lb. \$	75,891	66,780	55,103	364,658	481,011
	United States....Lb. \$	1,167,114	869,548	740,061	6,629,297	10,673,324
	Jamaica.....Lb. \$	75,830	62,467	53,668	361,060	471,168
		600	11,380	27,315	27,315	91,200
		50		436	1,176	4,044
Grapes.—(Raisins.)	Total imports Lb. \$	133,060	1,181,883	4,132,176	7,784,215	5,655,477
	United Kingdom..Lb. \$	18,287	83,041	250,393	445,298	383,632
	United States....Lb. \$	133,060	1,181,883	4,129,416	7,738,120	5,542,424
	Spain.....Lb. \$	18,287	83,041	250,135	439,686	371,091
Guavas, mangoes, plantains and pomogranates.—(Goyaves, mangues, bananes et grenades.)	Total imports \$	277	86	66	234	653
	United Kingdom. \$					
	United States..... \$	277	86	66	234	653
		23			221	101

IMPORTATIONS au Canada pour consommation, par articles et principaux pays de provenance.

Articles et pays de provenance.		Mois, 1929			Six mois terminés avec septembre	
		Juillet	Août	Septembre	1928	1929
Lemons.—(Citrons.)	Total imports... Box	45,371	28,677	14,439	217,628	195,097
	\$	215,989	153,685	112,801	1,047,088	891,644
	United Kingdom... Box	2,371	166	1,377	3,495	4,814
	\$	9,389	691	7,687	9,534	20,356
	United States.... Box	28,713	23,360	11,651	142,571	147,043
\$	145,405	129,516	95,099	720,363	683,524	
Italy..... Box	14,287	5,151	1,406	71,537	43,135	
\$	61,195	23,478	10,007	317,130	187,364	
Limes.—(Limons.)	Total imports... Box	290	176	27	359	561
	\$	550	501	106	1,465	2,091
	United Kingdom... Box					
	\$					
	United States.... Box	59	64	21	282	221
\$	304	314	92	1,134	1,353	
Melons.—(Melons.)	Total imports... No	2,657,964	2,077,560	573,907	5,650,311	6,357,607
	\$	286,866	207,919	47,878	557,685	710,798
	United Kingdom... No.				325	
	\$				63	
	United States.... No.	2,657,864	2,077,550	573,887	5,647,240	6,357,577
\$	286,866	207,917	47,868	557,218	710,786	
Oranges.—(Oranges.)	Total imports... Box	286,592	274,860	186,389	926,701	1,655,649
	\$	754,369	773,138	536,149	5,268,216	4,496,791
	United Kingdom... Box		1,000	1,259	1,259	1,600
	\$		5,451	6,795	6,795	5,451
	United States.... Box	286,500	272,159	186,341	923,854	1,651,960
\$	754,364	763,411	536,028	5,252,975	4,394,900	
Japan..... Box						
\$						
Peaches.—(Pêches.)	Total imports... Lb.	1,226,393	5,919,870	9,664,682	19,353,008	16,887,459
	\$	78,188	253,791	322,681	591,751	660,342
	United Kingdom... Lb.					
	\$					
	United States.... Lb.	1,226,393	5,919,870	9,664,682	19,353,008	16,887,459
\$	78,188	253,791	322,681	591,751	660,342	
Pears.—(Poires.)	Total imports... Lb.	143,714	5,359,267	6,605,767	19,404,969	12,146,632
	\$	15,713	348,798	383,551	792,824	750,396
	United Kingdom... Lb.				7,000	
	\$				682	
	United States.... Lb.	143,714	5,359,267	6,605,327	19,397,269	12,145,103
\$	15,713	348,798	383,511	792,123	750,250	
Pineapples.—(Ananas.)	Total imports... Crates	1,588	4,304	1,213	147,149	166,294
	\$	4,883	11,477	3,637	446,245	543,420
	U. Kingdom... Crates					
	\$					
	United States... Crates	1,588	4,290	1,203	146,533	148,297
\$	4,807	11,435	3,598	443,527	452,959	
Plums.—(Prunes.)	Total imports... Bush.	49,454	35,410	122,707	249,614	201,293
	\$	184,772	150,073	168,492	548,817	518,852
	United Kingdom... Bush.					
	\$					
	United States... Bush.	49,454	35,410	122,707	249,614	201,293
\$	184,772	150,073	168,492	548,817	518,852	
Strawberries.—(Fraises.)	Total imports... Lb.	244,459	5,022	8,696	8,444,285	8,366,579
	\$	27,392	286	636	968,790	971,979
	United Kingdom... Lb.					
	\$					
	United States.... Lb.	244,459	5,022	8,696	8,444,285	8,366,579
\$	27,392	286	636	968,790	971,979	
All other green fruits, n.o.p.—(Tous autres fruits verts, n.a.é.)	Total imports... \$	11,360	8,644	36,801	41,637	95,235
	United Kingdom... \$				1,194	1,018
	United States.... \$	3,477	2,729	7,756	5,267	19,229
	Italy..... \$	7,789	5,903	28,945	34,988	73,358
Total Fruits, Fresh.—(Total, fruits frais.)	Total imports... \$	2,540,219	2,766,211	2,214,089	15,750,438	14,001,877
	United Kingdom... \$	9,389	6,142	7,945	19,470	27,083
	United States.... \$	2,104,247	2,459,177	2,012,862	15,286,375	12,445,843
FRUITS, DRIED—FRUITS SÉCHÉS.						
Apples, dried—(Pommes séchées.)	Total imports... Lb.	535	960	69,746	338,584	596,607
	\$	144	193	1,941	11,403	16,006
	United Kingdom... Lb.					
	\$					
	United States.... Lb.	535	960	69,746	338,584	596,607
\$	144	193	1,941	11,403	16,006	

IMPORTS into Canada for Consumption, etc.—Continued.

Articles and Countries from which Imported.		Months, 1929			Six Months ending September	
		July	August	September	1928	1929
FRUITS, NUTS AND VEGETABLES—Continued.						
FRUITS, NOIX ET LÉGUMES—suite.						
FRUITS, DRIED—Concluded.						
FRUITS SÉCHÉS—fin.						
Apricots, dried.—(Abricots, séchés.)	Total Imports . . . Lb.	138,186	132,719	82,340	1,049,686	662,349
	\$	20,193	18,189	11,608	116,722	90,546
	United Kingdom..Lb.	11,250	2,500	8,625	15,445	22,375
	\$	2,046	308	1,167	2,514	3,521
	United States.....Lb.	85,340	122,925	72,735	1,032,447	526,409
	\$	11,099	16,733	10,295	113,896	69,268
Bananas, dried or evaporated.—(Bananes, séchées ou évaporées.)	Total Imports . . . Lb.					
	\$					
	United Kingdom..Lb.					
	\$					
	United States.....Lb.					
	\$					
Currants, dried.—(Raisins de Corinthe, séchés.)	Total Imports . . . Lb.	326,980	1,750,495	393,624	4,406,583	3,249,773
	\$	35,295	200,758	47,624	585,640	370,856
	United Kingdom..Lb.	324			620	820
	\$	47			109	108
	United States.....Lb.				657	72
	\$				75	14
	Australia.....Lb.	326,656	1,746,745	377,356	4,301,544	3,221,833
	\$	35,248	200,439	44,026	575,517	366,158
	Greece.....Lb.		3,750	16,196	100,762	27,048
	\$		319	3,584	9,939	4,576
Dates, dried.—(Dattes, séchées.)	Total Imports . . . Lb.	434,296	698,612	513,614	2,593,306	2,630,350
	\$	20,427	61,391	31,442	160,382	179,140
	United Kingdom..Lb.	339,298	300,449	203,646	1,711,462	1,315,138
	\$	12,009	11,903	9,453	64,128	53,015
	United States.....Lb.	87,602	390,343	295,370	848,021	1,180,627
	\$	8,142	48,859	24,322	94,502	121,248
Figs, dried.—(Figues, séchées.)	Total Imports . . . Lb.	124,142	85,743	64,120	621,508	366,185
	\$	7,978	5,716	6,634	42,819	27,887
	United Kingdom..Lb.	103,417	222		205,834	131,411
	\$	5,916	48		13,090	7,766
	United States.....Lb.	20,026	40,863	43,400	281,947	154,642
	\$	1,959	2,989	4,393	23,791	14,604
	Turkey.....Lb.		44,658		67,754	44,658
	\$		2,079		5,675	2,679
Peaches, dried.—(Pêches, séchées.)	Total Imports . . . Lb.	101,600	162,750	69,855	809,372	749,399
	\$	9,656	18,679	8,939	83,234	76,280
	United Kingdom..Lb.		5,000	1,250		6,250
	\$		472	118		590
	United States.....Lb.	101,600	157,750	68,605	809,372	743,149
	\$	9,656	18,207	8,821	8,231	75,690
Prunes and dried plums, unpitted.—(Pruneaux et autres prunes sèches, avec leurs noyaux.)	Total Imports . . . Lb.	937,978	1,170,384	1,130,783	6,779,093	6,812,910
	\$	66,262	89,007	101,796	413,354	510,589
	United Kingdom..Lb.					
	\$					
	United States.....Lb.	937,978	1,170,334	1,130,659	6,779,093	6,812,404
	\$	66,262	89,000	101,762	413,354	510,497
Raisins.—(Raisins en grappe.)	Total Imports . . . Lb.	3,434,894	3,958,621	3,259,250	13,479,698	16,843,236
	\$	185,656	306,740	193,879	799,055	1,016,675
	United Kingdom..Lb.			64,963	206,289	87,074
	\$			4,869	24,313	5,960
	United States.....Lb.	3,096,744	2,248,213	2,714,437	12,232,500	13,488,083
	\$	148,723	111,182	130,636	603,175	631,816
	Br. South Africa..Lb.	12,500	5,000	57,592	358,356	112,592
	\$	887	1,682	4,164	25,980	9,150
	Australia.....Lb.	313,705	1,705,408	414,008	444,636	3,063,264
	\$	34,963	193,876	53,461	72,224	362,712
	Spain.....Lb.	420			502	4,925
	\$	113			114	1,235
	Turkey.....Lb.	8,524			101,227	62,965
	\$	843			10,138	4,031
All other dried fruits.—(Tous autres fruits secs.)	Total Imports . . . Lb.	27,230	55,074	23,541	266,790	263,572
	\$	3,653	7,121	3,436	40,325	30,813
	United Kingdom..Lb.		19,676	180	5,591	75,514
	\$		1,022	51	342	4,195
	United States.....Lb.	21,200	23,274	12,806	182,119	123,462
	\$	2,683	4,208	1,565	27,925	17,902
	Hong Kong.....Lb.	4,790	9,104	9,795	40,477	36,677
	\$	860	1,609	1,740	9,417	6,493

IMPORTATIONS au Canada pour consommation, etc.—*Suite.*

Articles et pays de provenance.		Mois, 1929			Six mois terminés avec septembre	
		Juillet	Août	Septembre	1928	1929
Total Fruits, Dried.—(Total, fruits séchés.)	Total imports ... Lb.	5,525,751	8,015,358	5,606,873	30,343,620	32,174,381
	\$	349,174	707,794	410,299	2,252,934	2,319,792
	United Kingdom... Lb.	454,259	327,847	278,664	2,295,211	1,671,582
FRUITS, PREPARED, N.O.P. FRUITS PRÉPARÉS, N.O.P.	\$	20,048	13,753	15,658	104,416	75,155
	United States... Lb.	4,351,025	4,154,712	4,407,830	22,504,800	23,625,455
	\$	248,668	201,371	283,739	1,431,325	1,457,045
Citron, lemon and orange rinds in brine.— (Écorces de citrons, limons et oranges en saumure.)	Total imports ... \$	6,494		22	56,379	75,896
	United Kingdom... \$	6,493			9,473	14,396
	United States... \$				5,702	22
	Italy... \$				35,720	61,428
Peaches in cans or other air-tight packages.— (Pêches en boîtes ou en bocaux hermétiquement fermés.)	Total imports ... Lb.	832,754	922,167	697,473	3,741,200	4,782,103
	\$	61,880	75,772	71,864	289,699	379,194
	United Kingdom... Lb.				60	
	\$				5	
	United States... Lb.	661,354	631,863	617,473	3,475,992	3,829,358
Pears in cans or other air-tight packages.— (Poires en boîtes ou en bocaux hermétiquement fermés.)	\$	50,258	54,543	66,221	251,182	310,800
	United States... Lb.	171,400	290,304	80,000	265,148	952,745
	\$	11,622	21,229	5,645	18,512	68,394
	United States... Lb.					
	United Kingdom... Lb.					
Pineapples in cans or other air-tight packages.— (Ananas en boîtes ou en bocaux hermétiquement fermés.)	Total imports ... Lb.	2,041,493	2,211,641	1,960,694	10,074,291	9,312,316
	\$	88,532	150,904	109,868	611,041	546,658
	United Kingdom... Lb.				4,500	
	\$				366	
	United States... Lb.	133,107	703,820	391,764	2,400,193	2,067,178
Fruits, n.o.p., in cans or other air-tight packages.— (Fruits, n.o.p., en boîtes ou en bocaux hermétiquement fermés.)	\$	10,547	73,155	39,735	195,377	203,938
	United States... Lb.	54,848	71,859	13,209	293,832	459,732
	\$	4,939	6,049	1,102	23,466	38,566
	United States... Lb.	1,794,058	1,118,751	1,384,720	6,318,418	5,979,061
	\$	68,776	43,882	51,789	293,744	232,166
	United States... Lb.	48,014	252,211	171,001	1,097,304	694,509
	\$	3,780	25,057	17,242	93,584	65,536
	United States... Lb.					
	United Kingdom... Lb.					
	United States... Lb.					
Fruits preserved in brandy, or preserved in other spirits, and containing not more than 40% proof spirit.— (Fruits à l'eau-de-vie ou dans tout autre alcool, ne titrant pas plus de 40% de spiritueux de preuve.)	Total imports ... Lb.	484,621	516,352	566,365	2,808,682	2,921,572
	\$	48,737	60,069	69,786	283,273	332,612
	United Kingdom... Lb.	391	339	497,003	35,367	507,373
	\$	108	102	257	2,890	2,315
	United States... Lb.	310,188	348,779	4,738	2,442,933	1,890,203
	\$	35,452	44,093	62,960	258,744	285,060
	Hong Kong... Lb.	1,373	5,346	13,628	35,227	29,557
	\$	278	650	1,740	5,722	4,391
	Australia... Lb.	53,476	5,876	13,500	71,313	101,730
	\$	3,934	454	1,107	5,592	7,801
	Netherlands... Lb.	21,070	22,790	6,000	99,488	49,860
Fruits preserved in brandy, or preserved in other spirits, and containing more than 40% of proof spirit.— (Fruits à l'eau-de-vie ou dans tout autre alcool, titrant plus de 40% de spiritueux de preuve.)	\$	3,791	4,482	950	12,006	9,223
	Spsin... Lb.	96,888	99,193	17,057	96,181	240,783
	\$	4,918	5,543	944	4,585	13,107
	United States... Gal.					
	United Kingdom... Gal.					
	United States... Gal.					
	United States... Gal.					
	United States... Gal.					
	United States... Gal.					
	United States... Gal.					
	United States... Gal.					
	United States... Gal.					
Jellies, jams and preserves, and condensed mince meat.— (Gelées, confitures et conserves, et "mince meat" condensé.)	Total imports ... Lb.	84,019	222,270	141,584	751,672	813,207
	\$	13,975	27,823	23,844	118,388	110,333
	United Kingdom... Lb.	58,292	171,847	81,180	431,422	587,662
	\$	8,248	16,386	11,137	51,842	70,431
	United States... Lb.	14,621	16,132	6,830	87,259	87,393
France... Lb.	\$	3,040	2,811	1,553	21,612	17,060
	United States... Lb.	6,853	30,502	17,638	123,504	116,208
	\$	2,066	7,778	3,903	27,341	32,284
	Italy... Lb.		2,265	30,890	79,802	38,577
	\$		564	5,860	12,011	7,947

IMPORTS into Canada for Consumption, etc.—Continued.

Articles and Countries from which Imported.	Months, 1929			Six Months ending September		
	July	August	September	1928	1929	
FRUITS, NUTS AND VEGETABLES—Continued.						
FRUITS, NOIX ET LÉGUMES—suite.						
FRUITS, PREPARED, N.O.P.—Concluded.						
FRUITS PRÉPARÉS, N.A.E.—fin.						
Olives, in brine, imported by manufacturers, for the manufacture of pickles— (Olives en saumure, importées par les fabricants de marinades.)	Total imports.... Gal.	15,340	38,378	677	232,434	174,777
	\$	9,641	19,463	396	177,918	125,665
	United Kingdom.... Gal.					
	United States.... Gal.	70			27,716	5,931
	\$	54			27,170	5,927
	Spain..... Gal.	15,270	38,378	677	202,024	167,134
	\$	9,587	19,463	396	147,744	117,599
Olives in brine, not bottled.—(Olives en saumure, non en fiocons.)	Total imports.... Gal.	5,719	6,452	3,097	33,950	30,872
	\$	6,676	7,315	3,446	33,897	40,369
	United Kingdom.... Gal.					
	United States.... Gal.	3,013	2,404	2,647	11,862	19,056
	\$	4,282	4,765	3,152	17,543	30,906
	Greece..... Gal.	1,432	4,024		17,363	9,184
	\$	1,422	2,505		12,724	7,156
Fruit pulp, not sweetened, imported by manufacturers for the manufacture of jams or preserves.—(Pulpe de fruit, non sucrée, importée par les manufacturiers pour servir à la fabrication de confitures ou conserves.)	Total imports.... Lb.	114,710	1,192		444,894	172,173
	\$	2,522	101		21,465	3,873
	United Kingdom.... Lb.	112,833			262,174	167,122
	\$	2,231			7,502	3,305
	United States.... Lb.	621			18,760	2,603
	\$	171			1,494	349
	Australia..... Lb.	1,156	1,192		29,250	2,348
	\$	100	101		2,470	201
	Netherlands.... Lb.	100			131,970	100
	\$	20			9,634	20
Total Fruits, Prepared, n.o.p.—(Total fruits préparés, n.a.e.)	Total imports.... \$	242,592	346,541	289,770	1,608,576	1,673,339
	United Kingdom. \$	17,050	16,488	11,430	72,078	80,481
	United States.... \$	107,945	184,461	182,910	802,569	887,521
FRUIT JUICES—JUS DE FRUITS.						
Cider, not clarified or refined.—(Cidre, non clarifié ni raffiné.)	Total imports.... Gal.				20	
	\$				3	
	United Kingdom.... Gal.					
	United States.... Gal.				20	
	\$				3	
Cider, clarified or refined.—(Cidre, clarifié ou raffiné.)	Total imports.... Gal.				55	
	\$				139	
	United Kingdom.... Gal.				2	
	United States.... Gal.				9	
	\$				5	
	\$				12	
Lime juice, crude only.—(Jus de limon, au naturel seulement.)	Total imports.... Gal.	4,441	3,359	1,585	18,887	12,568
	\$	2,887	2,366	856	8,022	8,351
	United Kingdom.... Gal.	753			110	1,797
	\$	645			142	1,738
	United States.... Gal.			81		132
	\$			52		88
	Other Br. W. I.... Gal.	3,688	3,155	1,504	18,777	10,444
	\$	2,242	2,200	804	7,880	6,359
Lime juice and fruit juices, fortified with or containing not more than 25% of proof spirit.—(Jus de limon et jus de fruits alcoolisés, ne contenant pas plus de 25% de spiritueux de preuve.)	Total imports.... Gal.	197	137	113	1,495	990
	\$	1,427	1,077	931	12,211	8,114
	United Kingdom.... Gal.				105	2
	\$				586	4
	United States.... Gal.	197	121	113	1,368	980
	\$	1,427	659	931	11,317	7,662
Lime juice and fruit juices, fortified with or containing more than 25% of proof spirit.—(Jus de limon et jus de fruits alcoolisés, contenant plus de 25% de spiritueux de preuve.)	Total imports.... Gal.	62	40	2	244	270
	\$	1,469	893	58	5,405	5,714
	United Kingdom.... Gal.	43	21		116	148
	\$	1,300	633		3,213	4,369
	United States.... Gal.	19	19	2	128	122
	\$	169	260	58	2,192	1,345
Lime juice, fruit syrups and fruit juices, n.o.p.—(Jus de limon, jus et sirops de fruits, n.a.e.)	Total imports.... Gal.	17,043	9,510	9,785	74,195	86,770
	\$	27,607	18,801	11,448	131,585	140,521
	United Kingdom.... Gal.	3,359	2,923	14	7,329	16,639
	\$	3,193	3,526	61	15,621	21,989
	United States.... Gal.	12,692	5,763	4,065	61,188	58,264
	\$	21,796	14,421	7,982	109,747	108,440

IMPORTATIONS au Canada pour consommation, etc.—*Suite.*

Articles et pays de provenance.	Mois, 1929			Six mois terminés avec septembre		
	Juillet	Août	Septembre	1928	1929	
Total Fruit Juices.—(Total, jus de fruits.)	Total imports... Gal.	21,743	13,837	11,485	94,896	106,607
	\$	33,390	23,137	13,293	157,365	162,700
	United Kingdom. Gal.	4,155	2,944	14	7,062	18,586
	\$	5,138	4,159	61	19,571	28,100
	United States... Gal.	12,908	5,903	4,261	62,709	59,498
	\$	23,392	15,340	9,023	123,271	117,535
Total Fruits.—(Total, fruits.)	Total imports... \$	3,165,375	3,843,683	2,927,451	19,769,313	18,154,706
	United Kingdom. \$	51,625	40,542	35,094	215,535	220,819
	United States... \$	2,484,252	2,950,349	2,488,534	17,643,540	14,907,944
NUTS.—NOIX.						
COCOANUTS AND PREPARATIONS.						
NOIX DE COCO ET SES PRODUITS.						
Cocconuts, imported from the place of growth, by vessel, direct to a Canadian port.—(Noix de coco, importées du pays de production par navires, directement à un port canadien.)	Total imports... No.	748,425	671,595	449,650	4,036,855	3,857,462
	\$	15,970	13,181	9,018	87,072	78,918
	United Kingdom. No.					
	\$					
	United States... No.				500	
	\$				23	
	Br. Honduras... No.	165,000	110,000	110,000	861,160	629,730
	\$	3,465	2,310	2,310	19,293	13,383
	Jamaica... No.	357,600	301,000	132,100	2,101,190	1,849,070
	\$	7,263	7,063	1,999	42,370	33,833
	Trinidad & Tob. No.	62,500	165,000	203,050	979,500	1,008,350
	\$	1,432	3,622	4,586	22,951	22,345
Cocconuts, n.o.p.—(Noix de coco, n.a.é.)	Total imports... No.	4,988	290	24	62,017	25,179
	\$	213	14	1	2,932	1,204
	United Kingdom. No.					
	\$					
	United States... No.	4,988	200	24	58,517	24,679
	\$	213	14	1	2,855	1,174
Cocconut, desiccated, sweetened or not.—(Noix de coco séchées, sucrées ou non.)	Total imports... Lb.				1,061,894	
	\$				77,349	
	United Kingdom. Lb.				48,885	
	\$				4,097	
	United States... Lb.				340	
	\$				87	
	Ceylon... Lb.				977,548	
	\$				70,484	
Cocconut, desiccated, unsweetened.—(From March 1, 1929)	Total imports... Lb.	337,650	272,270	97,770		1,496,755
(Noix de coco séchées, non sucrées.)	\$	20,181	14,938	5,796		91,065
(Depuis le 1 mars 1929)	United Kingdom. Lb.	6,000	1,500	4,500		12,000
	\$	386	96	289		771
	United States... Lb.		5,070			5,070
	\$		526			526
	Ceylon... Lb.	294,450	265,700	93,270		1,436,485
	\$	18,964	14,316	5,507		86,937
Cocconut desiccated, n.o.p.—(From March 1, 1929)	Total imports... Lb.	90	10			52,860
(Noix de coco séchées, n.a.é.)—(Depuis le 1 mars 1929)	\$	13	2			3,369
	United Kingdom. Lb.	90				90
	\$	13				13
	United States... Lb.		10			255
	\$		2			64
	Ceylon... Lb.					52,500
	\$					3,286
Copra, not prepared.—(Coprah, à l'état naturel.)	Total imports... Lb.					
	\$					
	United Kingdom. Lb.					
	\$					
	United States... Lb.					
	\$					
OTHER NUTS, NOT SHELLD.						
AUTRES NOIX, NON ÉCALÉES.						
Almonds, not shelled.—(Amandes, non écalées.)	Total imports... Lb.	18,885	2,413	97,222	168,832	126,862
	\$	2,634	350	12,369	14,003	16,543
	United Kingdom. Lb.					
	\$					
	United States... Lb.				4,392	
	\$				1,453	
	Spain... Lb.	18,885	2,276	97,222	79,183	126,479
	\$	2,634	304	12,369	9,096	16,402
Brazil nuts, not shelled.—(Noix du Brésil, non écalées.)	Total imports... Lb.	298,323	5,345	288,132	699,392	845,195
	\$	16,355	566	41,884	99,441	72,716
	United Kingdom. Lb.	2,000		167,303	63,134	175,366
	\$	187		16,938	9,307	17,753
	United States... Lb.	35,597	5,345	220,829	445,700	409,103
	\$	2,545	566	24,946	66,808	41,340
	Brazil... Lb.	260,726			190,558	280,726
	\$	13,623			23,236	13,623

IMPORTS into Canada for Consumption, etc.—Continued.

Articles and Countries from which Imported.	Months, 1929			Six Months ending September	
	July	August	September	1928	1929
FRUITS, NUTS AND VEGETABLES—Continued.					
FRUITS, NOIX ET LÉGUMES—suite.					
OTHER NUTS, NOT SHELLD—Concluded.					
AUTRES NOIX NON ÉCALÉES—fin.					
Filberts and hazel nuts, not shelled.— (Avelines et noisettes, non écalées.)	Total imports . . . Lb.	735	630	192,770	240,723
	\$	62	54	17,003	22,299
United Kingdom.	Lb.				
	\$				
United States.	Lb.			6,512	1,585
	\$			1,071	206
Italy.	Lb.	735	630	61,030	232,624
	\$	62	54	6,281	20,498
Spain.	Lb.			172,281	216
	\$			14,947	19
Peanuts, not shelled.—(Arachides, non écalées.)	Total imports . . . Lb.	980,446	886,093	764,679	3,999,896
	\$	47,203	46,152	27,978	252,797
United Kingdom.	Lb.				
	\$				
United States.	Lb.	236,174	243,518	53,619	815,236
	\$	21,037	20,616	5,421	87,554
China.	Lb.	743,756	636,120	707,000	3,131,845
	\$	26,122	25,105	22,235	161,594
Pecans, not shelled.—(Pécanes, non écalées.)	Total imports . . . Lb.	251	200	1,454	31,910
	\$	87	58	383	2,022
United Kingdom.	Lb.				
	\$				
United States.	Lb.	250	200	1,454	3,910
	\$	87	58	383	794
Walnuts, not shelled.—(Noix de Grenoble, non écalées.)	Total imports . . . Lb.	7,773	108,600	112,800	142,907
	\$	724	7,722	6,919	13,848
United Kingdom.	Lb.				
	\$				
United States.	Lb.	273	80,600		30,797
	\$	88	6,222		7,556
China.	Lb.			75,500	106,610
	\$			4,977	4,977
France.	Lb.	7,500			5,500
	\$	636			654
All other nuts, not shelled, n.o.p.—(Toutes autres noix, non écalées, n.a.é.)	Total imports . . . Lb.	3,950	7,242	3,216	151,060
	\$	976	1,579	527	27,969
United Kingdom.	Lb.				
	\$				
United States.	Lb.	2,051	1,985	1,736	123,879
	\$	830	578	386	25,287
OTHER NUTS, SHELLD.					
AUTRES NOIX, ÉCALÉES.					
Almonds, shelled.—(Amandes, écalées.)	Total imports . . . Lb.	195,097	83,386	119,594	823,978
	\$	37,516	34,432	38,791	266,324
United Kingdom.	Lb.	5,804	13,216	7,534	53,120
	\$	2,462	11,064	2,056	25,246
United States.	Lb.	2,922	680	790	15,028
	\$	2,203	597	655	9,058
France.	Lb.				9,044
	\$				3,253
Italy.	Lb.		3,907	3,907	11
	\$		1,266	1,271	2
Portugal.	Lb.				61,030
	\$				19,295
Spain.	Lb.	94,967	63,063	106,803	680,606
	\$	32,393	20,493	34,623	208,135
Peanuts, shelled.—(Arachides, écalées.)	Total imports . . . Lb.	1,242,717	1,030,568	1,474,553	7,831,339
	\$	102,417	83,736	99,124	583,897
United Kingdom.	Lb.				57,306
	\$				3,713
United States.	Lb.	789,556	507,454	624,800	3,653,773
	\$	79,258	48,370	57,691	355,247
China.	Lb.	419,900	481,675	602,713	3,293,322
	\$	21,136	33,154	28,235	197,033
Dutch E. Indies.	Lb.	32,961	41,439	246,080	820,887
	\$	1,917	2,212	13,115	37,560
Walnuts, shelled.—(Noix de Grenoble, écalées.)	Total imports . . . Lb.	221,739	175,692	194,648	2,308,434
	\$	57,251	40,334	47,251	513,392
United Kingdom.	Lb.				2,628
	\$				504
United States.	Lb.	33,520	23,385	24,120	85,580
	\$	9,973	7,683	7,826	19,840
China.	Lb.	79,310	117,205	76,780	919,435
	\$	15,920	22,511	13,899	168,129
France.	Lb.	107,534	29,811	86,983	1,273,903
	\$	31,142	8,344	23,687	319,682

IMPORTATIONS au Canada pour consommation, etc.—*Suite.*

Articles et pays de provenance.	Mois, 1929			Six mois terminés avec septembre		
	Juillet	Août	Septembre	1928	1929	
All other nuts, shelled.—(Toutes autres noix écalées.)	Total imports ... Lb. \$	74,316	120,237	72,453	524,681	780,569
	United Kingdom. Lb. \$	32,853	44,569	36,296	214,540	276,221
	United States.... Lb. \$	29,156	42,831	40,022	79,132	181,233
	France..... Lb. \$	9,720	14,288	12,928	36,274	61,117
	Spain..... Lb. \$	37,938	55,304	29,240	230,774	276,082
	Turkey..... Lb. \$	21,178	25,238	16,744	141,662	145,428
 Lb. \$	2,755	38,322	6,715
 Lb. \$	1,049	7,268	2,499
 Lb. \$	4,307	15,115	441	117,423	297,747
 Lb. \$	896	3,627	130	19,781	61,084
Total Nuts. —(Total, noix.)	Total imports ... \$	334,459	287,647	337,330	2,187,985	2,194,530
United Kingdom. \$	12,768	25,448	33,316	79,140	112,389	
United States.... \$	137,412	110,470	114,053	719,385	704,586	
VEGETABLES, FRESH—LÉGUMES FRAIS.						
Cabbage.—(Choux.)	Total imports ... \$	27,145	1,561	618	253,172	232,332
	United Kingdom. \$
	United States.... \$	27,081	1,561	618	252,552	231,463
Celery.—(Céleri.)	Total imports ... \$	38,613	7,348	7,101	256,511	267,051
	United Kingdom. \$
	United States.... \$	38,613	7,348	7,101	254,957	259,992
Lettuce.—(Laitue.)	Total imports ... \$	17,829	12,886	30,652	336,082	422,325
	United Kingdom. \$
	United States.... \$	17,829	12,886	30,652	336,070	422,325
Onions.—(Oignons.)	Total imports ... \$	45,784	67,463	76,860	448,732	495,352
	United Kingdom. \$	2,851	9,640	19,989	28,210	60,591
	United States.... \$	30,213	46,045	34,430	160,892	226,174
	Borndia..... \$	2	7,947	6,543
	Australia..... \$	18,477	22,881
	New Zealand. \$	22,411	28,911
	Egypt..... \$	8,206	375	151,665	104,141
	Japan..... \$	3,353	11	9,773	6,211
	Netherlands. \$	12,522	1,539
	Spain..... \$	3,157	11,506	22,066	29,251	36,754
	Potatoes, sweet.—(Patates.)	Total imports ... Cwt. \$	1,162	436	6,000	12,134
United Kingdom. Cwt. \$		3,428	2,242	15,514	34,895	31,783
United States.... Cwt. \$		1,154	424	6,000	11,944	10,108
Potatoes, n.o.p.—(Pommes de terre, n.a.é.)	Total imports ... Cwt. \$	267,194	44,331	13,130	414,380	555,163
	United Kingdom. Cwt. \$	398,716	92,310	24,857	484,038	906,763
	United States.... Cwt. \$	207,170	44,308	13,117	414,169	555,032
Tomatoes.—(Tomates.)	Total imports ... Bush. \$	176,557	58,118	6,986	603,016	496,644
	United Kingdom. Bush. \$	502,918	116,463	14,118	1,102,838	1,545,803
	United States... Bush. \$	173,713	58,028	6,986	515,333	450,418
	Mexico..... Bush. \$	499,302	146,202	14,118	1,139,136	1,417,525
 Bush. \$	85,796	39,921
Vegetables, n.o.p.—(Légumes, n.a.é.)	Total imports ... \$	231,009	59,319	36,823	1,637,630	1,299,197
	United Kingdom. \$
	United States.... \$	222,176	53,379	30,559	1,003,464	1,251,723
	Hong Kong..... \$	1,670	1,685	1,531	11,379	9,838
	Japan..... \$	718	656	728	6,733	6,304
	Netherlands. \$	3,365	3,251	3,600	3,397	10,693
 \$	259,297	111,349
Total Vegetables, Fresh.—(Total, légumes frais.)	Total imports ... \$	1,266,036	389,592	206,543	4,253,998	5,200,106
	United Kingdom. \$	2,853	9,640	20,003	30,253	61,138
	United States.... \$	1,237,245	301,824	157,815	3,604,810	4,740,322
VEGETABLES, DRIED—LÉGUMES SECS.						
Potatoes, dried, desiccated or otherwise prepared.—(Pommes de terre séchées, évaporées ou autrement préparées.)	Total imports ... \$	785	519	664	2,540	4,829
	United Kingdom. \$
	United States.... \$	785	519	664	2,291	4,717

IMPORTS into Canada for Consumption, etc.—Continued.

Articles and Countries from which Imported.	Months, 1929			Six Months ending September		
	July	August	September	1928	1929	
FRUITS, NUTS AND VEGETABLES—Concluded.						
FRUITS, NOIX ET LÉGUMES—fin.						
VEGETABLES, CANNED—LÉGUMES EN BOÎTE.						
Asparagus in cans or other air-tight packages.—(Asperges, en boîtes de fer-blanc ou autres récipients hermétiquement clos.)	Total imports . . . Lb.	168,993	99,156	124,331	756,852	827,011
	\$	26,176	13,931	20,145	113,658	129,604
	United Kingdom . . . Lb.					
	\$					
	United States Lb.	168,993	90,156	124,331	756,792	827,011
	\$	26,176	13,931	20,145	113,653	129,604
Beans, baked, in cans or other air-tight packages.—(Haricots cuits, en boîtes de fer-blanc ou autres récipients hermétiquement clos.)	Total imports . . . Lb.	60,756	83,589	167,894	327,949	612,770
	\$	3,869	6,581	10,335	23,716	41,482
	United Kingdom . . . Lb.					
	\$					
	United States Lb.	60,756	83,589	167,894	327,949	612,770
	\$	3,869	6,581	10,335	23,716	41,482
Corn in cans or other air-tight packages.—(Maïs en boîtes de fer-blanc ou autres récipients hermétiquement clos.)	Total imports . . . Lb.	257,620	233,761	348,969	1,369,649	1,773,686
	\$	15,472	12,897	24,884	87,015	113,260
	United Kingdom . . . Lb.					
	\$					
	United States Lb.	257,620	233,761	348,969	1,369,649	1,773,686
	\$	15,472	12,897	24,884	87,015	113,260
Mushrooms in cans or other air-tight packages.—(Champignons en boîtes de fer-blanc ou autres récipients hermétiquement clos.)	Total imports . . . Lb.	63,352	104,094	142,672	411,028	472,426
	\$	15,245	29,091	23,983	72,417	95,377
	United Kingdom . . . Lb.					
	\$					
	United States Lb.	1,680		1,680	13,129	6,566
	\$	476		485	2,304	1,741
	France Lb.	54,526	99,700	136,009	384,424	434,406
	\$	8,603	16,509	19,911	58,255	68,245
	Japan Lb.	7,042	4,266	4,823	10,844	29,568
	\$	6,016	3,314	3,413	9,410	23,023
Peas in cans or other air-tight packages.—(Pois en boîtes de fer-blanc ou autres récipients hermétiquement clos.)	Total imports . . . Lb.	498,178	659,363	866,961	1,891,383	2,653,848
	\$	33,561	53,170	73,499	141,481	215,736
	United Kingdom . . . Lb.					
	\$					
	United States Lb.	306,626	539,233	236,498	714,622	1,394,082
	\$	26,526	45,484	16,190	58,932	112,144
	Belgium Lb.	101,236	119,030	534,960	1,062,443	1,144,519
	\$	6,981	7,526	46,711	71,314	90,925
Tomatoes in cans or other air-tight packages.—(Tomates en boîtes de fer-blanc ou autres récipients hermétiquement clos.)	Total imports . . . Lb.	33,230	84,490	179,747	843,558	453,844
	\$	3,094	8,414	14,940	39,604	37,560
	United Kingdom . . . Lb.					
	\$					
	United States Lb.	18,294	41,120	9,358	620,046	119,835
	\$	1,760	2,933	1,407	24,847	9,444
	Italy Lb.	9,161	48,687	170,389	205,948	300,078
	\$	926	5,685	13,533	13,965	26,109
Vegetables, n.o.p., in cans or other air-tight packages.—(Légumes, n.a.é., en boîtes de fer-blanc ou autres récipients hermétiquement clos.)	Total imports . . . Lb.	525,322	458,650	324,567	2,448,516	2,717,360
	\$	45,243	36,964	30,554	213,818	224,983
	United Kingdom . . . Lb.	12			663	1,594
	\$	10			89	185
	United States Lb.	319,726	352,439	217,046	1,750,596	1,987,392
	\$	26,538	25,551	17,876	138,005	152,895
	Hong Kong Lb.	24,293	36,506	36,693	142,235	157,724
	\$	2,040	2,793	3,542	15,278	13,897
	Belgium Lb.	46,085	7,911	6,253	145,987	94,491
	\$	3,239	531	486	10,068	6,652
	France Lb.	18,606	2,445	18,969	100,225	58,638
	\$	1,604	1,706	3,144	14,457	9,919
	Italy Lb.	21,051	17,716	14,512	44,292	72,876
	\$	1,854	1,539	1,933	4,228	7,155
	Japan Lb.	33,973	15,114	9,172	76,429	104,317
	\$	3,415	1,753	1,856	12,539	11,782
	Netherlands Lb.	23,707	15,001	8,929	33,042	69,913
	\$	2,789	1,118	578	2,963	6,369
	Spain Lb.	41,936	9,875	12,923	139,973	163,008
	\$	3,651	941	1,122	14,496	15,256
Total Vegetables, Canned.—(Total, légumes en boîte.)	Total imports . . . Lb.	1,517,451	1,724,103	2,155,141	8,048,935	9,510,945
	\$	142,660	151,478	198,340	691,109	858,002
	United Kingdom . . . Lb.	12			663	1,594
	\$	10			89	185
	United States Lb.	1,133,695	1,340,298	1,105,776	5,552,783	6,721,342
	\$	100,817	107,377	91,322	447,872	560,570

IMPORTATIONS au Canada pour consommation, etc.—*Suite.*

Articles et pays de provenance.		Mois, 1929			Six mois terminés avec septembre	
		Juillet	Août	Septembre	1928	1929
PICKLES AND SAUCES. MARINADES ET SAUCES.						
Pickles in bottles, jars or similar vessels.— (Marinades en flacons, bocaux ou récipients similaires.)	Total imports... Gal.	3,655	2,946	3,179	38,388	27,177
	\$	5,006	4,606	5,097	57,855	39,150
	United Kingdom. Gal.	1,792	1,860	1,292	19,190	11,121
	\$	2,470	3,262	2,455	26,987	17,707
	United States... Gal.	921	491	1,500	15,107	10,727
	\$	2,041	713	1,951	25,978	16,036
Pickles in bulk.—(Marinades en barils.)	Total imports... Gal.	1,007	2,633	581	13,014	12,443
	\$	906	1,594	504	12,729	7,866
	United Kingdom. Gal.				2,000	28
	\$				2,139	48
	United States... Gal.	540	2,155	346	3,551	3,696
	\$	393	1,198	220	3,655	2,286
	Japan..... Gal.	306	261	182	6,556	7,779
	\$	382	270	239	6,010	4,773
Sauces and catsups in bottles.—(Sauces et condiments en bouteilles.)	Total imports... Gal.	29,711	22,438	16,424	113,909	134,806
	\$	61,962	38,510	34,422	220,335	266,784
	United Kingdom. Gal.	11,670	11,754	9,497	64,682	66,477
	\$	22,893	18,420	18,676	108,213	119,842
	United States... Gal.	17,745	10,242	6,290	45,165	65,127
	\$	38,723	19,665	15,255	108,435	142,838
Sauces and catsups in bulk.—(Sauces et condiments en barils.)	Total imports... Gal.	3,324	511	1,338	22,529	29,026
	\$	2,386	444	1,477	13,305	17,455
	United Kingdom. Gal.				296	296
	\$				487	488
	United States... Gal.	2,109	57	322	14,664	23,109
	\$	1,699	179	484	8,992	13,403
	Hong Kong..... Gal.	1,214	376	720	6,429	5,291
	\$	685	203	506	3,721	3,386
Sauces, soy.—(Soul.)	Total imports... Gal.	7,344	7,472	5,153	51,453	44,431
	\$	3,994	4,109	2,553	20,872	23,187
	United Kingdom. Gal.	225			885	225
	\$	89			603	89
	United States... Gal.	278	441	278	818	1,448
	\$	491	490	406	612	1,731
	Hong Kong..... Gal.	2,972	3,401	2,368	17,772	15,424
	\$	1,101	1,621	841	6,907	5,875
	Japan..... Gal.	3,667	3,630	2,435	31,343	26,970
	\$	2,173	1,998	1,262	12,486	15,304
Total Pickles and Sauces.—(Total, marinades et sauces.)	Total imports... Gal.	44,441	36,000	26,675	238,293	247,883
	\$	74,244	49,293	44,053	325,096	354,442
	United Kingdom. Gal.	13,687	13,614	11,085	87,080	78,147
	\$	25,452	21,691	21,618	137,964	138,264
	United States... Gal.	21,593	13,386	8,736	79,305	104,107
	\$	43,347	22,245	18,316	147,672	176,894
Total Vegetables—(Total, légumes.)	Total imports... \$	1,483,725	590,882	449,600	5,272,743	6,417,389
	United Kingdom. \$	28,315	31,331	41,623	108,327	199,587
	United States... \$	1,382,194	494,965	268,177	4,262,645	5,488,503
GRAINS AND FARINACEOUS PRODUCTS. CÉRÉALES ET FARINEUX.						
GRAINS—CÉRÉALES.						
Barley, n.o.p.—(Orge, n.s.é.)	Total imports. Bush.	48	3,326	3,913	793	8,448
	\$	55	1,904	3,629	1,083	6,759
	United Kingdom. Bush.		10		4	20
	\$		50		14	61
	United States... Bush.	48	3,310	3,913	789	8,428
	\$	55	1,754	3,629	1,069	6,698
Beans, n.o.p.—(Haricots, n.a.é.)	Total imports. Bush.	5,470	4,829	14,642	210,129	60,154
	\$	21,279	15,856	55,931	621,853	252,624
	United Kingdom. Bush.	2,031	490	857	13,806	5,998
	\$	7,449	2,759	3,825	40,911	26,689
	United States... Bush.	333	420	124	33,913	9,283
	\$	1,109	1,121	507	116,235	51,469
	Belgium..... Bush.	460	1,816	4,252	112,514	7,844
	\$	1,994	7,312	17,208	320,221	33,028
	France..... Bush.	1			6,075	1
	\$	10			19,869	10
	Hungary..... Bush.				2,753	
	\$				8,187	
	Japan..... Bush.	2,356	737	8,572	23,335	31,692
	\$	10,102	1,941	32,262	65,913	125,099
	Netherlands... Bush.		167	190	4,422	1,456
	\$		454	507	12,871	6,270
	Roumania..... Bush.				7,147	300
	\$				21,405	1,515

IMPORTS into Canada for Consumption, etc.—Continued.

Articles and Countries from which Imported.	Months, 1929			Six Months ending September		
	July	August	September	1928	1929	
GRAINS AND FARINACEOUS PRODUCTS—Continued.						
CÉRÉALES ET FARINEUX—suite.						
GRAINS—Concluded—CÉRÉALES—fin.						
Buckwheat.—(Sarrasin.)	Total imports Bush.	1,687	16	37	3,885	7,214
	\$	1,771	47	70	3,869	7,754
	United Kingdom Bush.					
\$						
United States... Bush.	1,687	16	37	3,885	7,214	
\$	1,771	47	70	3,869	7,754	
Corn (Indian) for purposes of distillation— (Maïs pour la distillation.)	Total imports Bush.	127,422	127,505	130,003	908,079	1,141,809
	\$	121,560	112,218	127,206	945,098	1,082,218
	United Kingdom Bush.					
	\$					
	United States... Bush.	116,922	75,005	102,503	565,319	1,051,309
\$	111,739	73,121	101,491	601,982	1,007,585	
Argentina..... Bush.	10,500	52,500	27,500	342,760	90,500	
\$	9,821	39,097	25,715	343,116	74,633	
Corn (Indian) not for purposes of distillation— (Maïs non destiné à la distillation.)	Total imports Bush.	890,278	1,003,676	1,157,474	5,744,191	5,295,415
	\$	891,155	1,035,402	1,248,720	5,883,716	5,343,248
	United Kingdom Bush.					54
	\$					161
	United States... Bush.	448,852	703,146	511,628	3,088,964	3,723,577
\$	442,554	827,549	538,337	3,294,241	3,590,870	
Argentina..... Bush.	441,426	210,530	745,846	2,619,516	1,647,683	
\$	448,601	207,853	710,383	2,550,974	1,622,692	
Oats.—(Avoine.)	Total imports Bush.	233,480	450,327	520,153	1,320,989	1,888,833
	\$	106,215	222,819	257,292	670,724	931,369
	United Kingdom Bush.				9	19
	\$					
United States... Bush.	233,480	450,327	520,153	1,320,980	1,888,833	
\$	106,215	222,819	257,292	670,705	931,369	
Peas, split.—(Pois cassés.)	Total imports... Lb.	30,991	90,651	58,115	340,896	337,179
	\$	1,345	4,028	2,693	14,631	15,344
	United Kingdom... Lb.	11,160	55,338	21,875	275,609	165,556
	\$	445	2,252	934	10,397	7,151
United States... Lb.	52	300	220	6,173	1,771	
\$	7	27	19	395	167	
Peas, n.o.p.—(Pois, n.a.é.)	Total imports Bush.	12,156	9,998	3,819	17,714	52,850
	\$	25,543	26,395	11,533	36,579	142,507
	United Kingdom Bush.	336			145	486
	\$	820			887	1,257
	United States... Bush.	114	1,469	19	2,381	6,834
	\$	467	5,448	72	8,205	27,724
Japan..... Bush.	842	3,499		4,545	9,345	
\$	1,776	6,811		12,593	19,054	
Rice, uncleaned, unbulled or paddy.—(Riz non nettoyé, non décortiqué ou en paille.)	Total imports... Cwt.	85,992	6,317	12,172	217,091	173,125
	\$	218,329	22,791	39,343	631,527	502,854
	United Kingdom Cwt.				11,200	
	\$				34,979	
	United States... Cwt.	6,803	5,080	10,541	31,996	46,605
	\$	22,431	16,980	31,166	98,343	144,314
	British India... Cwt.	55,920			101,512	82,803
	\$	121,141			235,755	192,659
	Hong Kong... Cwt.				30,997	2,493
	\$				91,233	8,248
	Japan..... Cwt.	2,807	1,193	1,631	25,585	18,493
	\$	12,671	5,678	8,177	123,158	88,611
	Mexico..... Cwt.	20,167	44		3,874	22,416
\$	61,177	133		11,237	68,034	
Netherlands... Cwt.				4,447		
\$				12,037		
Spain..... Cwt.				2,240		
\$				6,974		
Rice, cleaned.—(Riz nettoyé.)	Total imports... Cwt.	13,416	8,133	8,600	62,762	79,726
	\$	53,071	34,357	33,137	242,829	321,363
	United Kingdom Cwt.	577		80	4,405	1,230
	\$	2,486		275	1,938	5,024
	United States... Cwt.	6,149	2,908	2,130	15,514	31,050
	\$	24,023	12,781	8,915	62,535	132,988
Hong Kong... Cwt.	3,511	2,000	1,623	25,983	31,297	
\$	13,128	9,195	6,850	104,000	119,623	
Netherlands... Cwt.	3,000	2,803	4,550	8,476	15,085	
\$	12,722	10,804	16,405	34,272	59,069	

IMPORTATIONS au Canada pour consommation, etc.—*Suite.*

Articles et pays de provenance.	Mois, 1929			Six mois terminés avec septembre	
	Juillet	Août	Septembre	1928	1929
Rye.—(Seigle.)	Total imports Bush.	156	101,606	22,777	106,028
	\$	142	102,289	29,410	106,655
	United Kingdom Bush.				
Wheat.—(Blé.)	Total imports Bush.	15,766	26,056	32,592	415,328
	\$	18,740	35,764	46,655	424,999
	United Kingdom Bush.			99	99
Total Grains.—(Total, céréales.)	Total imports.	1,459,063	1,511,623	2,066,292	9,127,377
	\$	11,210	5,061	5,320	89,157
	United States.	729,111	1,197,553	1,227,950	4,933,635
MILLED PRODUCTS—PRODUITS DE MOUTURE.					
	Total imports.	4,969	9,632	9,990	22,168
	\$	816	1,066	349	2,490
Barley, pot. pearl, rolled, roasted or ground.—(Orge perlé, mondé, grillé ou moulu.)	Total imports.	4,969	9,632	9,990	22,168
	\$	816	1,066	297	2,490
	United States.			600	
Bran and mill feed.—(Son et issues de meunerie.)	Total imports Cwt.	1,004	2,200	3,226	19,470
	\$	1,740	3,667	5,362	28,627
	United Kingdom Cwt.				62
Buckwheat meal or flour.—(Fécule ou farine de sarrasin.)	Total imports Cwt.	6	212	3	240
	\$	42	740	17	1,103
	United Kingdom Cwt.				
Corn meal.—(Farine de maïs.)	Total imports.	3,443	5,348	5,533	21,075
	\$	15,962	27,155	27,346	108,510
	United Kingdom.				
Corn flour, hominy, cracked, evaporated or dried corn.—(Farine de maïs, hominy, maïs broyé, évaporé ou séché.)	Total imports.	24,605	27,451	23,538	128,428
	\$	24,605	27,451	23,538	128,420
	United States.				2
Malt flour, containing less than 50% in weight of malt.—(Farine de malt, contenant moins de 50% de son poids de malt.)	Total imports.	4,600	560	36,232	9,260
	\$	348	41	3,417	924
	United Kingdom.	4,000		7,352	4,080
Malt flour, containing not less than 50% of malt.—(Farine de malt, contenant au moins 50% de malt.)	Total imports.	276	560	545	276
	\$	600	41	28,880	5,260
	United States.	72		2,872	648
Oatmeal and rolled oats.—(Gruau d'avoine et avoine roulée.)	Total imports.	31,199	73,918	137,828	266,460
	\$	1,830	3,095	6,732	15,384
	United Kingdom.	70		1,829	1,718
Rice bran.—(Son de riz.)	Total imports.	30,449	73,918	137,828	264,631
	\$	1,760	3,095	6,732	15,215
	United States.				
Rice and cassava flour and rice meal.—(Farine de riz et de cassave et fécula de riz.)	Total imports.	6,696	15,212	4,536	54,133
	\$	598	1,300	354	4,929
	United Kingdom.	2,904	8,090	2,008	27,120
	Total imports.	320	752	195	2,127
	\$		4,014		6,552
	United States.		321		555

IMPORTS into Canada for Consumption, etc.—Continued.

Articles and Countries from which Imported.		Months, 1929			Six Months ending September	
		July	August	September	1928	1929
GRAINS AND FARINACEOUS PRODUCTS—Concluded.						
CÉRÉALES ET FARINEUX—fin.						
MILLED PRODUCTS—Concluded.						
PRODUITS DE MOUTURE—fin.						
Rye flour.—(Farine de seigle.)	Total Imports... Brl.	647	122	574	1,553	1,993
	\$	2,074	689	3,024	7,992	9,159
	United Kingdom. Brl.					
	\$					
	United States.... Brl.	647	122	574	1,553	1,993
	\$	2,074	689	3,024	7,992	9,159
Sorghum and Indian flour.—(Farine de sorgho et de maïs.)	Total Imports... Lb.	15,995	72,117	116,603	1,364,844	1,039,574
	\$	633	2,840	3,902	38,370	31,679
	United Kingdom. Lb.			43,056	368,164	383,001
	\$			1,425	9,132	10,596
	United States.... Lb.	12,887	69,517	72,497	694,945	347,031
	\$	541	2,654	2,434	20,016	12,060
	Straits Settlements. Lb.	2,408			194,382	180,755
	\$	67			5,039	4,935
Semolina.—(Semoule.)	Total Imports... Brl.	1	367	2	32	398
	\$	8	2,308	15	588	2,733
	United Kingdom. Brl.	1	12	1	32	42
	\$	8	230	8	588	648
	United States.... Prl.		355			355
	\$		2,078			2,078
Wheat flour.—(Farine de blé.)	Total Imports... Brl.	6,284	10,420	6,479	35,343	41,213
	\$	39,357	74,451	45,934	259,355	285,267
	United Kingdom. Brl.	132		14	55	183
	\$	1,800		111	549	2,267
	United States.... Brl.	6,143	10,412	6,465	35,276	41,004
	\$	37,451	74,360	45,823	258,631	282,676
Total Milled Products.—(Total, produits de mouture.)	Total Imports... \$	88,013	143,696	117,489	597,368	652,789
	United Kingdom. \$	3,290	982	2,963	14,387	18,722
	United States.... \$	84,247	142,210	114,317	572,823	623,146
PREPARED FOODS AND BAKERY PRODUCTS.						
ALIMENTS PRÉPARÉS ET PRODUCTION BOULANGÈRE.						
Biscuits, not sweetened.—(Biscuits non sucrés.)	Total Imports... Lb.	186,557	157,873	184,840	1,121,247	1,116,327
	\$	24,105	20,660	21,084	136,258	131,495
	United Kingdom. Lb.	124,530	76,841	115,604	605,700	685,880
	\$	12,912	9,239	11,241	58,515	67,991
	United States.... Lb.	57,154	73,687	64,749	485,068	398,509
	\$	10,513	9,940	9,110	70,635	58,555
Biscuits, sweetened.—(Biscuits sucrés.)	Total Imports... Lb.	122,065	149,266	129,426	800,955	759,693
	\$	18,947	22,544	17,901	124,376	111,744
	United Kingdom. Lb.	20,695	17,417	15,895	113,509	103,200
	\$	6,444	5,565	4,478	37,547	31,421
	United States.... Lb.	93,153	122,539	100,251	625,366	607,801
	\$	11,029	14,754	11,344	76,181	70,054
Bread, passover.—(Pain azyme.)	Total Imports... \$		2	4	972	77,214
	United Kingdom. \$					125
	United States.... \$		2	4	972	77,089
Cereal foods, prepared, in packages not exceeding 25 pounds weight each.—(Céréales préparées, en paquets ne dépassant pas 25 livres chacune.)	Total Imports... Lb.	143,579	206,536	114,685	894,283	972,590
	\$	19,763	26,527	17,286	107,487	122,171
	United Kingdom. Lb.	4,073	6,019	3,570	56,158	35,960
	\$	821	1,114	706	11,339	6,608
	United States.... Lb.	138,084	199,436	110,869	834,376	928,436
	\$	18,827	25,327	16,427	95,593	114,749
Cereal foods, prepared, n.o.s.—(Céréales préparées, n.o.s.)	Total Imports... \$	6,732	7,197	6,419	49,427	42,374
	United Kingdom. \$	4	117	268	1,005	866
	United States.... \$	6,555	6,958	6,069	48,290	40,961
Macaroni and vermicelli.—(Macaroni et vermicelle.)	Total Imports... Lb.	320,394	269,017	274,678	1,075,418	1,692,277
	\$	23,849	20,645	23,174	98,013	129,877
	United Kingdom. Lb.	260			258	278
	\$	23			36	29
	United States.... Lb.	228,803	158,383	217,877	999,528	1,312,621
	\$	17,888	13,773	10,490	91,627	104,923
	France..... Lb.	84,218	103,458	51,201	27,746	324,527
	\$	5,316	6,260	3,036	1,881	19,765
	Italy..... Lb.	484		698	13,956	13,715
	\$	35		224	1,106	1,279
Milk foods, n.o.p.—(Aliments lactés, n.o.p.)	Total Imports... \$	28,302	33,856	64,101	128,440	189,530
	United Kingdom. \$	13,007	19,394	50,288	51,507	84,382
	United States.... \$	15,209	14,396	13,731	76,269	94,615

IMPORTATIONS au Canada pour consommation, etc.—*Suite.*

Articles et pays de provenance.		Mois, 1929			Six mois terminés avec septembre	
		Juillet	Août	Septembre	1928	1929
Total Prepared Foods and Bakery Products.—(Total, céréales préparées et production boulangère.)	Total Imports.... \$	121,698	131,431	149,069	644,973	804,908
	United Kingdom. \$	33,211	35,429	67,071	159,949	201,422
	United States..... \$	80,021	85,130	76,175	459,567	561,016
OTHER GRAINS AND FARINACEOUS PRODUCTS.						
AUTRES CÉRÉALES ET FARINEUX.						
Arrowroot.—(Arrow-root.)	Total Imports... Lb.	96 221	65,841	48,878	189,941	266,277
	\$	5,898	4,626	3,492	12,758	18,818
	United Kingdom. Lb.	407	216	720	876	1,847
	\$	94	47	142	222	386
	United States.... Lb.	38,488	65,625	10,618	98,820	114,260
\$	2,694	4,579	842	7,184	8,137	
Other Br. W. I. Lb.	57,326		38,140	90,195	150,170	
\$	3,110		2,508	5,347	9,495	
Cassava root, unground.—(Racine de cassave, non moulue.)	Total Imports.... \$				10	10
	United Kingdom. \$					
	United States..... \$				10	10
Grain, flour and meal, of all kinds, when damaged by water in transit or prior to importation into Canada.—(Grain, farine et fécula de toutes sortes, endommagés par l'eau soit en transit, soit antérieurement à leur entrée au Canada.)	Total Imports.... \$	31		673	915	2,217
	United Kingdom. \$					
	United States..... \$	31		673	915	2,217
Malt, whole, crushed or ground.—(Malt entier, broyé ou moulu.)	Total Imports... Lb.	3,202,317	3,562,186	2,387,340	21,654,108	15,327,399
	\$	83,039	98,363	62,826	741,836	409,417
	United Kingdom. Lb.				1,320	88
	\$					
	United States.... Lb.	3,202,317	3,562,186	2,387,340	21,520,788	15,294,330
\$	83,039	98,303	62,826	734,548	408,025	
Sago and tapioca.—(Sagou et tapioca.)	Total Imports... Lb.	228,639	499,519	134,427	1,999,082	1,602,444
	\$	8,925	18,119	5,983	79,063	65,098
	United Kingdom. Lb.	5,376	9,455		18	18,848
	\$	256	475		4	944
	United States.... Lb.	57,761	61,128	9,185	67,260	195,997
	\$	3,932	4,068	1,748	11,422	18,795
	Sts. Settlements. Lb.	125,643	222,913		614,068	566,720
\$	3,439	6,285		20,084	16,361	
Dutch E. Indies. Lb.	39,793	138,984	62,070	938,349	568,080	
\$	1,291	4,754	1,959	33,241	19,526	
Other breadstuffs, n.o.p.—(Autres farineux alimentaires, n.o.p.)	Total Imports.... \$	6,702	10,524	8,760	22,819	46,159
	United Kingdom. \$	5	256	1,020	2,791	2,054
	United States..... \$	5,470	8,918	7,213	14,062	35,566
Total Grains and Farinaceous Products.—(Total, céréales et farineux.)	Total Imports.... \$	1 773,369	1,918,323	2,414,584	11,227,119	11,136,210
	United Kingdom. \$	48,056	42,250	76,516	206,598	265,057
	United States..... \$	988,545	1,510,751	1,491,744	6,734,166	8,089,218
OILS, VEGETABLE, FOR FOOD.						
HUILES VÉGÉTALES COMESTIBLES.						
Cocoanut oil, n.o.p.—(Huile de noix de coco, n.o.p.)	Total Imports... Gal.	3,983	8,013	9,830	37,968	43,009
	\$	4,333	8,098	13,084	46,410	47,182
	United Kingdom. Gal.	2,388	6,378	8,332	22,812	33,135
	\$	2,590	6,198	11,850	27,122	35,674
United States.... Gal.	1,595	1,635	898	15,156	9,874	
\$	1,743	1,900	1,234	19,288	11,508	
Cotton seed oil, refined, edible, for canning fish.—(Huile de coton, raffinée, comestible, pour la mise en boîte du poisson.)	Total Imports... Gal.	8,833	15,611	15,156	88,632	99,305
	\$	8,104	13,368	12,676	82,569	88,684
	United Kingdom. Gal.	8,833	15,611	15,156	88,593	99,305
	\$	8,104	13,368	12,676	82,523	88,084
United States.... Gal.				39		
\$				46		
Cotton seed oil, refined, edible, and peanut oil for canning fish.—(Huile de coton raffinée, comestible et huile d'arachide pour la mise en boîte du poisson.)	Total Imports... Gal.					
	\$					
	United Kingdom. Gal.					
	\$					
United States.... Gal.						
\$						
Cotton seed oil, n.o.p.—(Huile de coton, n.o.p.)	Total Imports... Gal.	8,561	2,052	1,378	16,626	24,154
	\$	7,843	3,524	1,863	18,941	25,927
	United Kingdom. Gal.	7,189				14,938
	\$	5,609				12,475
	United States.... Gal.	1,372	2,052	1,378	16,626	8,916
\$	2,034	3,524	1,863	18,941	13,123	

IMPORTS into Canada for Consumption, etc.—Continued.

Articles and Countries from which Imported.	Months, 1929			Six Months ending September	
	July	August	September	1928	1929
OILS, VEGETABLE, FOR FOOD—Concluded.					
HUILES VÉGÉTALES COMESTIBLES—fin.					
Olive oil, n.o.p.—(Huile d'olive, n.o.p.)	Total imports.. Gal.	46,039	47,283	13,986	219,126
	\$	74,639	70,664	27,039	371,223
United Kingdom Gal.	\$	126	2	216	706
	\$	197	9	333	1,737
United States....Gal.	\$	4,782	1,832	1,139	12,292
	\$	7,434	3,388	2,086	23,858
France.....Gal.	\$	6,875	9,644	5,236	41,840
	\$	15,708	17,342	12,407	97,979
Italy.....Gal.	\$	31,580	34,062	8,450	154,945
	\$	47,984	47,664	10,947	232,681
Spain.....Gal.	\$	2,676	828	945	9,308
	\$	3,256	1,020	1,266	14,843
	\$				
Peanut oil, bleached, and other butter— (Huile de palme et beurre de palme)	Total imports.. Lb.				
	\$				
United Kingdom..Lb.	\$				
	\$				
United States....Lb.	\$				
	\$				
Peanut and other bean oil, n.o.p.—(Huile d'arachide et des pois, n.o.p.)	Total imports.. Gal.	15,667	13,790	7,833	38,088
	\$	13,885	12,339	8,000	39,861
United Kingdom.Gal.	\$	11,179	9,557	4,319	20,472
	\$	8,563	7,505	3,644	17,367
United States....Gal.	\$	638	711	858	1,000
	\$	743	766	1,029	1,077
Hong Kong.....Gal.	\$	3,170	2,112	2,399	12,404
	\$	3,254	2,359	3,052	16,006
China.....Gal.	\$	680	1,360		4,181
	\$	1,245	1,301		5,277
	\$				
Total Oils, Vegetable, for Food.—(Total huiles végétales comestibles.)	Total imports... \$	108,524	107,993	62,671	559,004
	\$	25,063	27,080	28,503	128,749
United States..... \$		11,954	9,578	6,212	63,210
SUGAR AND ITS PRODUCTS.					
SUCRE ET SES PRODUITS.					
Confectionery—CONFISERIE.					
Candied peas.—(Haricots confites.)	Total imports... Lb.	21,197	20,165	40,172	183,748
	\$	2,256	1,901	3,909	20,170
United Kingdom.Lb.	\$	8,960	19,715	37,748	117,916
	\$	842	1,690	3,611	12,332
United States....Lb.	\$	11,987			1,156
	\$	1,371			314
	\$				
Confectionery, coated with or containing chocolate.—(Pâtisseries au chocolat ou recouvertes de chocolat.)	Total imports... Lb.	79,088	66,351	46,539	259,864
	\$	20,478	18,233	12,633	73,939
United Kingdom.Lb.	\$	9,694	15,708	11,078	48,548
	\$	4,098	5,896	4,187	18,058
United States....Lb.	\$	42,396	16,205	15,997	102,531
	\$	6,490	3,961	3,505	24,336
Netherlands.....Lb.	\$	8,703	16,524	10,369	57,911
	\$	3,037	3,447	2,190	13,222
Switzerland.....Lb.	\$	15,599	15,849	5,069	41,094
	\$	5,551	4,364	1,489	16,025
	\$				
Flourishing powders, custard powders, jelly powders, sweetened breads, cakes, pies, puddings and all other confections containing sugar.—(Poudres aromati- ques, à entremets et à gelées, pains d'épices, gâteaux, pâtés, puddings et toutes autres pâtisseries contenant du sucre)	Total imports... Lb.	12,448	13,296	16,707	64,704
	\$	3,332	3,535	4,496	18,881
United Kingdom.Lb.	\$	11,329	7,478	10,787	52,941
	\$	3,125	2,377	3,555	16,237
United States....Lb.	\$	1,119	4,623	5,940	11,435
	\$	207	1,079	941	2,611
	\$				
Ginger, preserved—(Gingembre confit.)	Total imports... Lb.	15,136	13,302	44,928	146,779
	\$	2,182	1,516	4,277	15,535
United Kingdom.Lb.	\$	1,339		18	2,140
	\$	288		17	734
United States....Lb.	\$			2	815
	\$			1	160
Hong Kong.....Lb.	\$	12,894	12,888	23,234	67,554
	\$	1,771	1,439	2,848	7,371
China.....Lb.	\$	203	10	10,200	73,190
	\$	30	4	1,355	6,910
	\$				

IMPORTATIONS au Canada pour consommation, etc.—*Suite.*

Articles et pays de provenance.	Mois, 1929			Six mois terminés avec septembre		
	Juillet	Août	Septembre	1928	1929	
Sugar candy and confectionery, n.o.p., including sweetened gums, candied popcorn, candied fruit, candied nuts and sweetmeats.—(Sucre candi et confiseries, n.a.é., y compris les gommes sucrées, le maïs crevé, les fruits confits et les amandes confites.)	Total Imports... Lb.	362,146	366,241	455,696	1,892,637	2,106,191
	\$	59,061	63,011	79,727	324,424	360,288
	United Kingdom...Lb.	282,721	285,084	334,913	1,351,148	1,037,797
	\$	46,037	48,828	58,954	235,179	279,358
	United States....Lb.	64,370	64,656	99,551	444,501	384,959
\$	11,102	12,174	18,130	74,400	70,053	
France.....Lb.	3,135	740	1,114	15,573	8,931	
\$	725	376	221	3,365	2,559	
MOLASSES AND SYRUPS, N.O.P.						
MÉLASSE ET SIROPS, N.A.É.						
Glucose or grape sugar, glucose syrup and corn syrup, or any syrups containing an admixture thereof.—(Glucose ou sucre de raisin, sirop de glucose et sirop de maïs, ou tous sirops contenant un mélange quelconque de ces substances.)	Total Imports... Cwt.	2,092	1,025	2,415	17,395	8,180
	\$	8,180	3,392	9,558	61,800	32,691
	United Kingdom...Cwt.				44	45
	\$				385	376
	United States...Cwt.	2,092	1,025	2,412	17,351	8,132
\$	8,180	3,392	9,528	61,415	32,285	
Molasses of cane, testing by the polariscope under 35 degrees, but not less than 20 degrees.—(Mélasse de canne, accusant au polariscope moins de 35 degrés, mais pas moins de 20 degrés.)	Total Imports... Gal.	4,212	40,886	35,071	638,687	211,825
	\$	379	4,491	4,509	45,701	23,773
	United Kingdom...Gal.					
	\$					
	United States....Gal.	4,212	40,886	35,071	208,956	211,825
\$	379	4,491	4,509	18,814	23,773	
Cuba.....Gal.				429,706		
\$				26,875		
Molasses produced in the process of the manufacture of cane sugar from the juice of the cane, without any admixture with any other ingredient, when imported direct from the place of production, or its shipping port, in the original package in which it was placed at the point of production and not afterwards subjected to any process of treating or mixing, testing by polariscope not less than 35 degrees nor more than 56 degrees.—(Mélasse provenant de la fabrication du sucre de canne, sans mélange d'aucun autre ingrédient, lorsqu'elle est importée directement du pays de production ou de son port d'expédition dans le même récipient baril ou dans le quel ou l'a d'abord placée et n'ayant subi ensuite ni mélange ni traitement, accusant au polariscope entre 35 et 56 degrés inclusivement.)	Total Imports... Gal.				20,858	5,304
	\$				6,425	1,143
	United Kingdom...Gal.					
	\$					
	United States....Gal.				20,108	
\$				6,245		
Molasses testing over 56 degrees by the polariscope.—(Mélasse accusant au polariscope plus de 56 degrés.)	Total Imports... Lb.				2,910	
	\$				80	
	United Kingdom...Lb.					
	\$					
	United States....Lb.				2,910	
\$				80		
Molasses testing not more than 50 degrees by the polariscope, the produce of any British country entitled to the benefits of the British Preferential Tariff, when produced from sugar cane and imported direct by ship from the country of production, or from any British country, in the original package in which it was placed at the point of production and not afterwards subjected to any process of treating or mixing.—(Mélasse accusant au polariscope au plus 50 degrés et qui est le produit d'un pays britannique jouissant des avantages du tarif préférentiel britannique, lorsqu'elle provient de la canne à sucre et qu'elle est importée directement, par navire, du pays de production ou de tout pays britannique quelconque, dans le même baril ou récipient où elle a été d'abord placée, et qu'elle n'a été ensuite soumise à aucun procédé de traitement ou de mélange.)	Total Imports... Gal.	636,704	681,052	448,946	2,631,736	3,333,864
	\$	211,541	241,111	153,550	1,065,182	1,123,691
	United Kingdom...Gal.					
	\$					
	United States....Gal.					
\$						
Barbados.....Gal.	551,807	492,006	419,549	2,253,443	2,925,311	
\$	186,187	162,651	149,644	880,825	988,727	
Other Br.W.I....Gal.	84,897	192,046	29,397	324,975	387,881	
\$	25,354	78,460	3,906	107,901	130,347	

IMPORTS into Canada for Consumption, etc.—Continued.

Articles and Countries from which Imported.	Months, 1929			Six Months ending September	
	July	August	September	1928	1929
SUGAR AND ITS PRODUCTS—Concluded.					
SUCRE ET SES PRODUITS—fin.					
Syrups and molasses of all kinds, the product of the sugar cane or beet, n.o.p. and all imitations thereof or substitutes therefor.—(Mélasse et sirops de toutes sortes, dérivant de la canne à sucre ou de betteraves et toutes imitations ou succédanés de sirops de mélasse.)	Total Imports. Cwt.	39,252	37,561	39,576	102,381
	\$	101,263	98,296	84,817	262,948
United Kingdom.Cwt.	\$	492	297	515	2,887
United States....Cwt.	\$	4,053	2,049	4,081	23,625
	\$	38,760	37,264	30,061	99,492
	\$	97,210	96,247	80,758	239,317
SUGAR—SUCRE.					
Sugar, n.o.p., not above No. 16 D.S. in colour, sugar drainings, or pumpings drained in transit, melado or concentrated melado, tank bottoms and sugar concrete.—(Sucre, n.a.é., non au-dessus du n° 16 E.H. en couleur, sucre impur fermenté pendant le transport, sucre de canne, etc., etc.)	Total Imports. Cwt.	982,099	1,012,207	655,633	4,751,964
	\$	2,435,808	2,600,779	1,559,313	15,790,802
United Kingdom.Cwt.	\$				4
United States....Cwt.	\$				72,578
British Guiana. Cwt.	\$	55,600	100,662	28,964	172,655
	\$	145,854	275,482	82,349	533,378
Barbados.....Cwt.	\$	212,621	327,350	2,214	1,787,464
	\$	568,118	881,854	6,602	1,193,207
Jamnicia.....Cwt.	\$	141,564	69,161	42,685	924,872
	\$	380,538	176,709	107,659	1,126,608
Trinidad & Tob.Cwt.	\$	311,217	58,958	6,151	3,026,289
	\$	810,236	148,611	15,151	567,665
Other B.W.I....Cwt.	\$	37,789	98,726	5,512	481,113
	\$	100,356	274,312	14,057	2,009,951
Australia.....Cwt.	\$			14,300	1,300,819
	\$			34,443	728,788
Fiji.....Cwt.	\$	27,081	151,552	132,244	1,911,097
	\$	88,258	494,907	392,528	329,096
Cuba.....Cwt.	\$	119,729	141,017	167,795	1,178,424
	\$	207,303	264,361	331,358	432,059
Hayti.....Cwt.	\$	4,230	7,420		70,560
	\$	8,524	14,989		269,402
Peru.....Cwt.	\$	26,880	18,387	40,729	34,443
	\$	45,696	57,289	89,232	974,112
San Domingo....Cwt.	\$	26,428	14,354	89,885	3,379,202
	\$	51,537	29,913	173,378	1,276,766
	\$				658,838
	\$				1,222,197
	\$				101,579
	\$				250,298
	\$				55,851
	\$				225,421
	\$				438,104
	\$				247,478
	\$				471,158
Sugar above No. 16 D.S. in colour, when imported or purchased in bond in Canada by a recognized sugar refiner, for refining purposes only.—(Sucre au-dessus du n° 16 E.H. en couleur, lorsqu'il est importé ou acheté en régie au Canada par un raffineur reconnu et pour la raffinerie seulement.)	Total Imports. Cwt.	13,482	47,088	99,878	112,000
	\$	37,238	145,175	192,973	362,194
United Kingdom.Cwt.	\$				
United States....Cwt.	\$				
Br. E. Africa....Cwt.	\$		37,101		133,669
	\$		119,239		425,401
British Guiana. Cwt.	\$	6,749	13	11,525	69,230
	\$	20,247	35	32,283	186,311
Australia.....Cwt.	\$				112,000
	\$				362,194
Sugar above No. 16, D.S. in colour, and all refined sugars of whatever kinds, grades or standards, not covered by tariff item 135, and sugar syrups testing over 56 degrees of polarization, when not exceeding 88 degrees of polarization (Sucre au-dessus du n° 16 E.H. en couleur, et tous sucres raffinés de toutes sortes et de tous types autres que ceux faisant l'objet de l'art. 135 du tarif, et sirops de sucre accusant au polariscopes plus de 56 degrés quand n'exécédant pas, 88 degrés au polariscopes.)	Total Imports. Cwt.	21,908	52,975	53,449	266,291
	\$	64,968	155,344	159,706	1,037,514
United Kingdom.Cwt.	\$				28
United States....Cwt.	\$	5,042	9,141	9,246	241
	\$	15,224	28,096	27,717	129
Belgium.....Cwt.	\$	2,760	2,206	2,103	37,954
	\$	8,509	6,436	6,817	148,350
Cuba.....Cwt.	\$	9,400	39,100	41,400	106,498
	\$	27,073	113,214	114,317	14,329
Netherlands....Cwt.	\$	1,700	300		81,511
	\$	8,191	772		44,028
San Domingo....Cwt.	\$				144,950
	\$				411,319
	\$				2,000
	\$				96,044
	\$				6,963
	\$				17,315
	\$				62,111
Sugar cane, shredded.—(Canne à sucre râpée.)	Total Imports.... \$	29			263
United Kingdom. \$					134
United States.... \$					
Sugar, maple, and maple syrup.—(Sucre d'érable et sirop d'érable.)	Total Imports.... Lb.	480	448	395	3,256
	\$	93	132	95	871
United Kingdom.Lb.	\$				
United States....Lb.	\$	480	448	395	3,256
	\$	93	132	95	871
Total Sugar and Its Products.—(Total sucre et ses produits.)	Total Imports.... \$	2,946,808	3,396,916	2,260,562	19,026,729
	\$	59,043	60,840	74,385	306,791
	\$	140,256	150,472	145,182	749,568
	\$				15,863,918
	\$				345,009
	\$				686,150

IMPORTATIONS au Canada pour consommation, etc.—Suite.

Articles et pays de provenance.	Mois, 1929			Six mois terminés avec septembre		
	Juillet	Août	Septembre	1928	1929	
TEA, COFFEE, COCOA AND SPICES.						
THÉ, CAFÉ, CACAO ET ÉPICES.						
COCOA AND CHOCOLATE.—CACAO ET CHOCOLAT.						
Cocoa beans, not roasted, crushed or ground.—(Fèves de cacao, ni torréfiées, ni pulvérisées, ni moulues.)	Total imports... Cwt.	12,370	7,375	9,428	64,659	88,896
	\$	135,145	79,796	165,252	866,537	960,568
United Kingdom	Cwt.	287	454	379	8,085	2,749
	\$	4,154	5,026	3,795	98,850	34,946
United States	Cwt.	2,112	2,343	1,786	12,249	13,102
	\$	28,652	26,232	24,920	189,093	162,922
Br. W. Africa	Cwt.	2,261			5,618	22,305
	\$	21,982			77,196	228,681
Ceylon	Cwt.	399	336	225	2,845	3,364
	\$	5,161	4,040	2,902	52,174	47,239
Jamaica	Cwt.	2,180	1,163	553	4,387	17,036
	\$	19,685	10,622	5,076	56,275	160,463
Trinidad & Tob.	Cwt.	3,348	1,513	3,382	19,886	20,015
	\$	37,249	17,355	39,210	280,239	223,144
Other Br. W. I.	Cwt.	1,463	1,202	1,042	11,523	7,514
	\$	14,613	11,727	11,035	111,703	75,737
Cocoa shells and nibs.—(Coques et péricarpes de cacao.)	Total imports... Lb.				25	
	\$				5	
United Kingdom	Lb.					
	\$					
United States	Lb.				25	
	\$				5	
Cocoa butter.—(Beurre de cacao.)	Total imports... Lb.	521,198	502,095	366,588	2,445,096	3,019,901
	\$	134,452	125,750	96,028	820,656	791,385
United Kingdom	Lb.			44,800	86,996	165,984
	\$			14,097	32,613	50,895
United States	Lb.	648	31,520	4,067	924,257	57,216
	\$	263	8,228	1,087	305,361	15,341
Germany	Lb.	56,060	2,057			114,177
	\$	16,474	510			32,799
Netherlands	Lb.	464,490	468,518	317,721	1,433,672	2,662,374
	\$	117,715	117,012	80,844	482,630	689,479
Cocoa paste or liquor, chocolate paste or liquor, not sweetened, in blocks or cakes.—(Pâte ou liquide de cacao, pâte ou liquide de chocolat, non sucrées, en tablettes ou en pains.)	Total imports... Lb.	875	1,940	1,165	53,795	9,942
	\$	292	469	295	12,341	2,310
United Kingdom	Lb.				2,800	112
	\$				199	28
United States	Lb.	375	840	65	46,805	4,630
	\$	77	144	23	11,127	925
Cocoa paste or liquor, chocolate paste or liquor, sweetened, in blocks or cakes, not less than two pounds in weight.—(Pâte ou liquide de cacao, pâte ou liquide de chocolat, sucrées, en tablettes ou pains pesant au moins deux livres.)	Total imports... Lb.	9,060	7,092	7,543	35,852	98,145
	\$	2,285	1,918	2,049	9,973	22,930
United Kingdom	Lb.				228	1,008
	\$				56	243
United States	Lb.	7,500	6,642	7,143	30,513	79,651
	\$	1,873	1,825	1,955	8,592	19,049
Cocoa or chocolate, preparations of, in powder form.—(Préparations de cacao ou de chocolat, sous forme de poudre.)	Total imports... Lb.	149,492	86,336	90,836	731,090	647,309
	\$	12,598	5,779	11,144	62,525	54,291
United Kingdom	Lb.	2,032	315	1,712	27,902	9,153
	\$	773	126	618	4,442	2,460
United States	Lb.	42,260	21,881	52,410	240,426	211,518
	\$	4,848	2,982	7,112	29,555	27,626
Netherlands	Lb.	105,200	64,140	36,714	434,133	425,477
	\$	6,977	2,671	3,414	26,241	23,948
Cocoa or chocolate, preparations of, n.o.p. (Préparations de cacao ou de chocolat, n.a.é.)	Total imports... Lb.	8,661	6,984	4,360	144,656	38,152
	\$	1,267	593	916	78,137	6,609
United Kingdom	Lb.	710	59	515	99,948	1,734
	\$	211	18	194	69,586	557
United States	Lb.	5,349	4,689	1,762	42,293	28,447
	\$	329	237	213	7,542	4,261
Total Cocoa and Chocolate.—(Total, cacao et chocolat.)	Total imports... \$	285,889	214,215	215,684	1,850,174	1,838,693
	\$	5,138	5,170	18,704	205,746	89,129
	\$	36,042	39,648	35,310	551,275	229,324
CHICORY AND CHICORY.—CAFÉ ET CHICORÉE.						
Chicory, raw or green.—(Chicorée verte ou à l'état naturel.)	Total imports... Lb.				197,028	86,467
	\$				5,498	11,890
United Kingdom	Lb.					
	\$					
United States	Lb.				635	47
	\$				63	2
Belgium	Lb.				132,378	86,420
	\$				3,821	11,878

IMPORTS into Canada for Consumption, etc.—Continued.

Articles and Countries from which Imported.	Months, 1929			Six Months ending September		
	July	August	September	1928	1929	
TEA, COFFEE, COCOA AND SPICES—Continued.						
THÉ, CAFÉ, CACAO ET ÉPICES—suite.						
COFFEE AND CHICORY—Continued.						
CAFÉ ET CHICORÉE—suite.						
Chicory, kiln-dried, roasted or ground.— (Chicorée séchée au four, torréfiée ou moulue.)	Total Imports... Lb.	18,472	17,636	18,290	75,673	107,549
	\$	2,429	1,872	2,404	8,070	12,173
United Kingdom... Lb.				7,271		7,271
United States... Lb.		13,177	9,076	10,384	46,528	56,659
	\$	2,050	1,432	1,660	6,700	8,895
Coffee, green, imported direct from the country of growth and production, or purchased in bond in the United King- dom.—(Café vert, importé directement du pays de production ou acheté en entrepôt dans le Royaume-Uni.)	Total Imports... Lb.	1,916,378	1,837,473	1,829,086	12,918,851	13,618,444
	\$	435,132	413,662	402,223	3,035,065	3,123,608
United Kingdom... Lb.		99,016	220,477	198,161	1,847,185	1,528,031
United States... Lb.		26,082	51,617	44,031	479,771	384,293
	\$					
Aden... Lb.		840	1,764	6,514	40,818	12,482
	\$	212	428	1,910	9,588	3,354
Br. E. Africa... Lb.		6,253	11,200	21,952	70,107	92,469
	\$	1,550	2,735	3,725	15,760	22,824
British India... Lb.					218,380	27,982
	\$				57,366	7,927
Jamaica... Lb.		595,899	68,545	113,078	3,752,484	3,458,363
	\$	133,199	15,483	25,758	862,697	766,519
Trinidad & Tob. Lb.		70,800	46,000	72,116		289,916
	\$	14,859	9,557	14,433		58,886
Abyssinia... Lb.		5,920	12,000		56,650	100,164
	\$	1,510	2,749	2,481	13,126	23,865
Brazil... Lb.		571,868	702,608	723,855	4,025,880	3,901,109
	\$	120,206	144,208	148,371	842,542	818,214
Colombia... Lb.		287,149	391,086	360,420	1,410,059	2,183,069
	\$	71,528	94,073	87,313	379,476	548,695
Costa Rica... Lb.		16,326	40,629	13,629	157,079	185,119
	\$	4,585	11,010	3,780	43,661	51,173
Guatemala... Lb.		3,643	14,319	7,088	46,094	58,745
	\$	933	3,981	1,994	12,371	16,052
Mexico... Lb.		121,853	181,271	83,029	560,282	781,844
	\$	29,625	42,742	20,550	150,512	189,890
Dutch E. Indies... Lb.		29,247	37,111	25,629	196,068	162,671
	\$	6,344	9,125	5,977	34,339	38,339
Hawaii... Lb.		24,796	55,291	81,636	259,805	260,811
	\$	6,235	13,165	18,890	68,571	63,037
Venezuela... Lb.		79,010	47,871	101,840	258,607	517,677
	\$	17,366	10,993	22,316	60,931	118,072
Coffee, green, n.o.p.—(Café vert, n.a.é.)	Total Imports... Lb.	39,221	28,371	736	9,822	108,330
	\$	11,462	7,754	214	2,754	27,405
United Kingdom... Lb.					2,774	
	\$				973	
United States... Lb.		1,046	296	736	6,002	32,400
	\$	337	85	214	1,525	7,379
Coffee, roasted or ground, when not im- ported direct from the country of growth and production.—(Café torréfié ou moulu, quand il n'est pas importé directement du pays de production.)	Total Imports... Lb.	40,446	97,735	53,149	316,895	343,894
	\$	18,232	44,927	23,790	131,531	156,960
United Kingdom... Lb.				144	4,885	2,109
	\$			64	2,775	1,102
United States... Lb.		40,366	97,651	53,005	311,918	341,380
	\$	18,189	44,880	23,726	128,709	155,736
Coffee, roasted or ground, and all imita- tions thereof and substitutes thereof, including acorn nuts, n.o.p.—(Café, tor- réfié ou moulu, et toutes imitations et tous ses succédanés, y compris le gland, n.a.é.)	Total Imports... Lb.	57,391	916	49,718	170,370	176,993
	\$	20,019	438	15,795	69,808	79,679
United Kingdom... Lb.					3,475	683
	\$				930	313
United States... Lb.		57,358	916	49,718	165,895	175,797
	\$	20,013	438	15,795	68,659	79,120
Coffee, extract of, n.o.p. and substitutes thereof, of all kinds.—(Extrait de café, n.a.é., ou ses succédanés, de toutes sortes.)	Total Imports... Lb.	8,288	13,067	5,125	46,612	63,241
	\$	13,321	24,469	9,194	76,290	89,335
United Kingdom... Lb.		4,253	5,895	2,123	21,126	38,824
	\$	1,932	2,866	1,041	9,263	17,101
United States... Lb.		4,035	7,112	3,002	24,453	24,417
	\$	11,389	21,594	8,151	65,787	72,234
Coffee, condensed with milk.—(Café con- densé avec du lait.)	Total Imports... Lb.					
	\$					
United Kingdom... Lb.						
	\$					
United States... Lb.						
	\$					

IMPORTATIONS au Canada pour consommation, etc.—*Suite.*

Articles et pays de provenance.		Mois, 1929			Six mois terminés avec septembre	
		Juillet	Août	Septembre	1928	1929
Total Coffee and Chicory.—(Total, café et chicorée.)	Total Imports... Lb.	2,080,188	1,996,134	1,956,094	13,725,251	14,504,828
	\$	500,595	493,113	453,620	3,328,926	3,501,040
	United Kingdom...Lb.	103,269	226,372	207,699	1,879,445	1,576,918
SPICES—ÉPICES.	\$	28,014	54,483	45,845	493,712	403,518
	United States....Lb.	115,982	115,051	116,845	555,431	630,700
Cloves, unground.—(Clou de girofle, non moulu.)	\$	51,978	68,429	49,546	271,443	323,366
	Total Imports... Lb.	23,415	5,455	16,692	82,451	77,640
	\$	4,935	1,464	5,002	10,340	20,144
United Kingdom...Lb.	\$	851	4,755	11,535	32,033	20,559
	\$	308	1,322	3,391	4,286	6,040
United States....Lb.	\$	19,897	5,157	6,157	763	27,387
	\$	3,780	1,608	1,608	199	6,148
Br. E. Africa....Lb.	\$	667	32,155	15,954
	\$	247	3,368	4,580
Ginger, unground.—(Gingembre, non moulu.)	Total Imports... Lb.	55,353	48,376	28,314	237,101	356,531
	\$	6,703	6,271	3,694	23,908	43,534
	United Kingdom...Lb.	100	16,352	11,976	47,141	60,946
United States....Lb.	\$	13	2,201	1,579	5,311	7,185
	\$	10,927	4,294	16,336
Jamaica.....Lb.	\$	1,747	1,089	2,571
	\$	8,707	15,572	8,538	79,044	137,262
Mustard, French, liquid.—(Moutarde française, liquide.)	\$	1,302	2,411	1,381	11,592	20,736
	Total Imports... \$	2,749	3,643	1,904	11,482	12,039
United Kingdom... \$	\$	113	59	324
	\$	2,027	3,434	1,756	11,164	11,267
Mustard, ground.—(Moutarde en poudre.)	Total Imports... Lb.	64,708	150,136	120,937	519,798	554,128
	\$	31,397	44,842	46,116	217,749	205,595
	United Kingdom...Lb.	51,593	127,479	88,914	381,151	420,153
United States....Lb.	\$	29,710	41,989	42,488	201,343	189,206
	\$	13,115	22,657	32,023	138,644	133,975
Netherlands....Lb.	\$	1,687	2,853	3,028	16,506	16,389
	\$
Mustard seed.—(Graine de moutarde.)	Total Imports... Lb.	30,788	3,168	44,561	371,030	204,578
	\$	1,802	245	2,769	21,028	13,013
	United Kingdom...Lb.	4,212	1,200	28,896	36,632	41,028
United States....Lb.	\$	354	80	1,566	2,155	2,427
	\$	6,569	1,968	7,565	71,327	36,824
Netherlands....Lb.	\$	361	165	656	5,001	2,952
	\$	12,320	8,100	206,392	85,566
Other Br. W. I....Lb.	\$	719	487	10,603	5,479
	\$
Nutmegs and mace, whole or unground.—(Muscade et macis, non moulus.)	Total Imports... Lb.	36,003	31,253	13,707	129,640	156,875
	\$	7,650	6,962	3,508	36,828	31,568
	United Kingdom...Lb.	14,705	5,250
United States....Lb.	\$	4,794	31	4,435	1,143
	\$	1,547	33	4,228	5,097
Sts. Settlements...Lb.	\$	1,904	898	1,741
	\$	1,230	16,506	1,904
Other Br. W. I....Lb.	\$	23,271	29,349	13,188	6,327	1,230
	\$	4,985	5,732	3,039	84,357	132,224
Nutmegs and mace, ground.—(Muscade et macis, moulus.)	\$	22,035	24,100
	\$	167	5,670	538
United Kingdom...Lb.	\$	53	1,567	264
	\$	167	3,742	238
United States....Lb.	\$	53	1,039	190
	\$	980	250
Pepper, unground.—(Poivre, non moulu.)	\$	254	62
	Total Imports... Lb.	101,954	55,334	45,816	698,221	858,683
\$	36,703	29,210	14,755	248,393	269,181	
United Kingdom...Lb.	\$	22,397	2,726	8,579	271,846	252,337
	\$	8,953	911	2,367	100,475	80,853
United States....Lb.	\$	45	80,367	7,302
	\$	13	19,013	2,473
Br. India.....Lb.	\$	36,346	25,120	12,670	95,192	404,390
	\$	11,734	9,135	4,107	33,593	118,928
Sts. Settlements...Lb.	\$	43,076	27,488	24,667	237,501	184,746
	\$	15,949	10,164	8,261	85,920	64,810
Seeds, aromatic, crude, not edible, and not prepared in whole or condition by refining or refining or by any other process of manufacture, viz.:—anise, anise-star, caraway, cardamon, coriander, cumin, fennel and fenugreek.—(Graines aromatiques, à l'état naturel, non comestibles et dont ni l'état ni la valeur ne sont changés par la mouture, le raffinage ou aucun autre procédé de fabrication.)	Total Imports... Lb.	14,756	22,557	46,376	285,301	163,585
	\$	2,441	2,284	3,270	16,305	14,758
	United Kingdom...Lb.	6,593	9,212	3,247	24,982	30,858
United States....Lb.	\$	346	648	86	2,603	2,743
	\$	4,433	2,725	12,326	88,548	36,507
Netherlands....Lb.	\$	317	424	798	7,221	4,029
	\$	2,200	2,750	29,700	36,506	40,254
Other Br. W. I....Lb.	\$	198	248	2,342	3,353	3,339
	\$

IMPORTS into Canada for Consumption, etc.—Continued.

Articles and Countries from which Imported.	Months, 1929			Six Months ending September	
	July	August	September	1928	1929
TEA, COFFEE, COCOA AND SPICES—Continued.					
THÉ, CAFÉ, CACAO ET ÉPICES—suite					
SPICES—Concluded—Épices—fin.					
Tonquin beans, crude only.—(Fèves du Tonquin, à l'état naturel.)	Total imports ... Lb. \$		5,075	13,929	5,242
	United Kingdom. Lb. \$		6,090	22,038	6,295
	United States.... Lb. \$		5,075	13,929	5,242
			6,090	22,038	6,295
Vanilla beans, crude only.—(Vanille en gousses, à l'état naturel.)	Total imports ... Lb. \$	7,699	10,726	10,624	24,671
	United Kingdom. Lb. \$	11,445	17,566	20,179	50,034
	United States.... Lb. \$				10
	United States.... Lb. \$	4,221	4,701	10,624	20,157
	France..... Lb. \$	7,674	8,451	20,179	42,980
					51,658
					6,025
					9,115
Spices, n.o.p., unground.—(Épices, n.a.é., non moulues.)	Total imports ... Lb. \$	110,475	58,361	69,767	698,921
	United Kingdom. Lb. \$	16,821	11,890	8,349	85,891
	United States.... Lb. \$	4,801	4,069	6,099	28,678
		423	729	988	7,455
	United States.... Lb. \$	35,734	17,349	2,145	160,449
		7,360	2,210	532	29,587
	Sts. Settlements. Lb. \$	11,200			8,960
		5,578			4,542
	Jamaica..... Lb. \$	5,860	26,465	21,953	142,928
		1,182	6,273	4,720	21,911
					23,866
Ginger and spices, n.o.p., ground.—(Gingembre et épices, n.a.é., moulus.)	Total imports ... Lb. \$	25,638	17,140	22,977	116,981
	United Kingdom. Lb. \$	6,344	3,979	4,479	33,007
	United States.... Lb. \$	2,432	745	1,422	19,684
		745	138	271	7,979
	United States.... Lb. \$	9,952	3,661	4,095	49,706
		3,082	1,431	1,039	16,508
	Spain..... Lb. \$	13,254	11,400	16,900	39,650
		2,517	2,069	3,069	6,647
					13,834
Total Spices.—(Total, épices.)	Total imports ... \$	129,046	119,346	120,035	778,616
	United Kingdom. \$	40,915	48,131	52,805	337,041
	United States.... \$	30,195	18,968	36,319	172,478
					296,778
					132,790
TEA—THÉ.					
Tea of Ceylon, black, imported direct from Ceylon or purchased in bond in the United Kingdom.—(Thé de Ceylan noir, importé directement de Ceylan ou acheté en entrepôt dans le Royaume-Uni.)	Total imports ... Lb. \$	942,676	925,947	925,252	6,069,111
	United Kingdom. Lb. \$	315,236	395,953	283,627	1,992,408
	United States.... Lb. \$	277,272	187,002	305,306	2,400,700
		98,668	65,555	99,059	830,920
	Ceylon..... Lb. \$	665,404	738,945	619,943	3,668,411
		216,568	330,398	184,568	1,161,488
					1,247,996
Tea of Ceylon, black, n.o.p.—(Thé de Ceylan, noir, n.a.é.)	Total imports ... Lb. \$	1,129	14,547	3,563	13,352
	United Kingdom. Lb. \$	725	6,197	1,802	7,221
	United States.... Lb. \$		12,000	1,854	222
			4,576	756	78
	United States.... Lb. \$	1,129	2,547	1,619	13,130
		725	1,621	1,046	7,143
					9,355
Tea of Ceylon, green, imported direct from Ceylon or purchased in bond in the United Kingdom.—(Thé de Ceylan, vert, importé directement de Ceylan ou acheté en entrepôt dans le Royaume-Uni.)	Total imports ... Lb. \$	2,280	2,412	3,042	42,112
	United Kingdom. Lb. \$	836	876	937	16,859
	United States.... Lb. \$		1,232	2,262	9,120
			443	654	3,869
	Ceylon..... Lb. \$	2,280	1,180	780	32,992
		836	427	283	12,990
					14,867
					5,779
Tea of Ceylon, green, n.o.p.—(Thé de Ceylan, vert, n.a.é.)	Total imports ... Lb. \$				
	United Kingdom. Lb. \$				
	United States.... Lb. \$				

IMPORTATIONS au Canada pour consommation, etc.—*Suite.*

Articles et pays de provenance.	Mois, 1929			Six mois terminés avec septembre		
	Juillet	Août	Septembre	1928	1929	
Tea of China, black, imported direct from China or purchased in bond in the United Kingdom.—(Thé de Chine, noir, importé directement de Chine ou acheté en entrepôt dans le Royaume-Uni.)	Total imports ... Lb. \$	32,333	45,901	31,420	346,296	221,187
	United Kingdom. Lb. \$	7,391	9,870	7,132	75,223	46,727
	United States... Lb. \$	2,856	2,515	2,200	1,075	7,571
	Hong Kong... Lb. \$	973	1,048	427	450	2,448
	China... Lb. \$	14,364	10,626	13,037	106,390	80,262
		3,834	2,846	3,736	30,658	21,804
Tea of China, black, n.o.p.—(Thé de Chine, noir, n.a.é.)	Total imports ... Lb. \$	1,745	185	1,332	6,589	7,079
	United Kingdom. Lb. \$	175	43	205	1,171	1,903
	United States... Lb. \$	1,025	165	1,332	6,385	6,560
	China... Lb. \$	145	26	205	1,119	1,767
		5,451	22,000	8,480	69,099	66,624
		1,277	4,071	2,340	14,730	13,388
Tea of China, green, imported direct from China or purchased in bond in the United Kingdom.—(Thé de Chine, vert, importé directement de Chine ou acheté en entrepôt dans le Royaume-Uni.)	Total imports ... Lb. \$	5,451	22,000	8,480	69,099	66,624
	United Kingdom. Lb. \$	397	79	42	36	397
	United States... Lb. \$	4,404	18,874	7,438	65,510	58,571
	China... Lb. \$	1,055	3,155	2,155	14,011	11,518
		56	334		2,834	767
		19	103		411	340
Tea of China, green, n.o.p.—Thé de Chine, vert, n.a.é.)	Total imports ... Lb. \$	56	334		2,834	767
	United Kingdom. Lb. \$	19	103		411	340
	United States... Lb. \$	56	334		944	767
		1,665,592	1,720,728	1,875,138	9,790,763	10,426,633
		486,758	516,097	539,669	3,372,603	3,659,633
		840,456	837,643	1,039,649	5,039,065	5,228,839
Tea of India, black, imported direct from India or purchased in bond in the United Kingdom.—(Thé de l'Inde, noir, importé directement de l'Inde ou acheté en entrepôt dans le Royaume-Uni.)	Total imports ... Lb. \$	1,665,592	1,720,728	1,875,138	9,790,763	10,426,633
	United Kingdom. Lb. \$	275,573	274,931	317,759	1,720,456	1,696,572
	United States... Lb. \$	825,046	883,085	835,487	4,751,698	5,197,796
	British India... Lb. \$	211,185	235,166	221,910	1,602,147	1,363,061
		50	250	340	1,266	860
		20	87	116	597	299
Tea of India, black, n.o.p.—(Thé de l'Inde, noir, n.a.é.)	Total imports ... Lb. \$	50	250	340	1,266	860
	United Kingdom. Lb. \$	20	87	116	597	299
	United States... Lb. \$	50	250	340	20	590
		40,292	25,925	37,065	289,747	203,631
		14,269	9,169	12,376	102,468	71,445
		40,148	25,925	37,065	289,187	203,631
Tea of India, green, imported direct from India or purchased in bond in the United Kingdom.—(Thé de l'Inde, vert, importé directement de l'Inde ou acheté en entrepôt dans le Royaume-Uni.)	Total imports ... Lb. \$	40,292	25,925	37,065	289,747	203,631
	United Kingdom. Lb. \$	14,204	9,169	12,376	102,263	71,445
	United States... Lb. \$					
Tea of India, green, n.o.p.—(Thé de l'Inde, vert, n.a.é.)	Total imports ... Lb. \$					
	United Kingdom. Lb. \$					
	United States... Lb. \$					
Tea of Japan, green, imported direct from Japan or purchased in bond in the United Kingdom.—(Thé du Japon, vert, importé directement du Japon ou acheté en entrepôt dans le Royaume-Uni.)	Total imports ... Lb. \$	186,766	229,924	325,768	1,281,624	1,408,052
	United Kingdom. Lb. \$	37,667	40,033	56,740	226,313	263,279
	United States... Lb. \$					
	Japan... Lb. \$	186,766	229,924	325,768	1,281,624	1,408,052
		325	149	400	2,316	1,381
		96	54	136	659	434
Tea of Japan, green, n.o.p.—(Thé du Japon, vert, n.a.é.)	Total imports ... Lb. \$	325	149	400	2,316	1,381
	United Kingdom. Lb. \$	96	54	136	659	434
	United States... Lb. \$	325	124	400	1,694	1,176
		96	48	136	478	371

IMPORTS into Canada for Consumption, etc.—Continued.

Articles and Countries from which Imported.	Months, 1929			Six Months ending September		
	July	August	September	1928	1929	
TEA, COFFEE, COCOA AND SPICES—Concluded.						
THÉ, CAFÉ, CACAO ET ÉPICES—fin.						
TEA—Concluded.—THÉ—fin.						
Tea of other countries, black, imported direct from country of growth or purchased in bond in the United Kingdom.— (Thé d'autres pays, noir, importé directement de la contrée de production ou acheté en entropôt dans le Royaume-Uni.)	Total imports... Lb.	79,134	56,357	73,631	479,844	378,599
	\$	16,812	12,767	14,671	122,037	83,645
United Kingdom..Lb.	\$	4,803	718	172	38,161	6,488
United States.....Lb.	\$	1,529	193	60	11,047	1,996
Japan.....Lb.	\$	35,837	16,724	51,919	158,331	154,908
Dutch E. Indies..Lb.	\$	7,079	5,169	9,529	30,500	31,954
	\$	38,494	32,915	20,840	283,352	217,203
	\$	8,204	7,405	5,082	80,490	49,695
Tea of other countries, black, n.o.p.— (Thé d'autres pays, noir, n.a.é.)	Total imports... Lb.	1,994	659	189	6,626	4,006
	\$	416	493	134	3,684	1,701
United Kingdom..Lb.	\$	23	23	23	708	23
United States.....Lb.	\$	16	16	16	270	16
	\$	1,971	659	179	5,918	3,973
	\$	400	493	119	3,418	1,670
Tea of other countries, green, imported direct from country of growth or purchased in bond in the United Kingdom.— (Thé d'autres pays, vert, importé directement de la contrée de production ou acheté en entropôt dans le Royaume-Uni.)	Total imports... Lb.				63	
	\$				44	
United Kingdom..Lb.	\$				63	
United States.....Lb.	\$				44	
Tea of other countries, green, n.o.p.— (Thé d'autres pays, vert, n.a.é.)	Total imports... Lb.	6	866	666	15	1,716
	\$	4	35	264	15	465
United Kingdom..Lb.	\$					
United States.....Lb.	\$	6	860	660	15	1,716
	\$	4	35	264	15	465
Total Tea.—(Total, thé.)	Total imports... Lb.	2,959,739	3,019,978	3,287,618	18,401,567	18,025,449
	\$	881,601	995,976	929,150	5,886,757	5,430,266
United Kingdom..Lb.	\$	1,165,558	1,068,482	1,388,851	7,777,441	7,183,974
United States.....Lb.	\$	390,963	356,215	431,207	2,669,489	2,396,641
	\$	5,112	4,689	4,220	28,977	29,540
	\$	1,389	2,326	1,770	12,666	13,968
VINEGAR—VINAIGRE.						
Vinegar of any strength not exceeding strength of proof.—(Vinaigre de toute force n'exécédant pas la force de preuve.)	Total imports... Gal.	18,491	26,928	14,018	165,084	126,298
	\$	8,779	16,290	8,270	34,725	67,854
United Kingdom..Gal.	\$	5,659	3,925	6,576	45,117	28,312
United States....Gal.	\$	1,343	1,631	1,951	12,689	7,876
	\$	11,890	21,773	6,459	55,531	91,885
	\$	6,865	14,016	5,667	39,495	56,366
Vinegar, above strength of proof.—(Vinaigre excédant la force de preuve.)	Total imports... Gal.	7,163	7,931	57	22,765	15,172
	\$	1,428	1,423	39	5,372	2,902
United Kingdom..Gal.	\$	1,044	1,044	1,044	3,482	1,044
United States....Gal.	\$	474	474	474	1,954	474
	\$	6,119	7,931	57	19,283	14,128
	\$	954	1,423	39	3,418	2,428
YEAST—LEVURE.						
Yeast cakes.—(Levure en tablettes.)	Total imports... Lb.	60	6	46	775	951
	\$	29	10	58	148	441
United Kingdom..Lb.	\$		6	40		46
United States....Lb.	\$		10	58		68
	\$	60			775	905
	\$	29			148	373
Yeast, compressed, in packages weighing less than 50 pounds.—(Levure comprimée en paquets pesant moins de 50 livres.)	Total imports... Lb.	579	400	500	3,437	2,544
	\$	162	327	296	1,850	1,367
United Kingdom..Lb.	\$				356	40
United States....Lb.	\$	491	400	500	3,061	2,196
	\$	154	327	296	1,524	1,319
Yeast, compressed, in bulk or mass of not less than 50 pounds.—(Levure comprimée, en vrac ou blocs d'au moins 50 livres.)	Total imports... Lb.	219,352	221,792	186,118	1,031,663	1,197,188
	\$	35,176	35,828	30,326	166,980	192,043
United Kingdom..Lb.	\$				1,232	1,120
United States....Lb.	\$	215,234	221,792	185,843	1,030,266	1,175,510
	\$	34,803	35,828	30,117	166,719	189,706

IMPORTATIONS au Canada pour consommation, etc.—*Suite.*

Articles et pays de provenance.	Mois, 1929			Six mois terminés avec septembre	
	Juillet	Août	Septembre	1928	1929
OTHER AGRICULTURAL AND VEGETABLE PRODUCTS—MAINLY FOOD.					
AUTRES PRODUITS AGRICOLES ET SUBSTANCES VÉGÉTALES, ALIMENTAIRES.					
Ferment cultures to be used in butter making.—(Ferments lactiques employés dans la fabrication du beurre.)	Total imports ... \$	3	31	69	72
	United Kingdom. \$				
	United States..... \$	3	31	69	72
Hops.—(Houblon.)	Total imports ... Lb.	93,473	58,676	67,722	476,037
	\$	20,604	8,502	9,287	128,420
	United Kingdom. Lb.	19,133	25,200	30,584	59,140
	\$	587	450	666	2,300
	United States..... Lb.	35,885	14,986	31,049	295,661
	\$	8,650	3,329	6,892	86,183
	Belgium..... Lb.				
	\$				
	Czecho-Slovakia. Lb.	9,084		1,071	92,950
	\$	3,057		449	33,878
	Germany..... Lb.	28,771	18,490	5,018	16,157
	\$	8,310	4,723	1,280	5,255
Liquorice in rolls and sticks, not sweetened, n.o.p.—(Râglisse en rouleaux ou en bâtons, non sucrée, n.a.é.)	Total imports ... Lb.	1,887	56	1,040	2,849
	\$	388	37	306	890
	United Kingdom. Lb.	1,887	56		550
	\$	388	37		220
	United States..... Lb.			1,040	2,080
	\$			306	638
Liquorice paste, not sweetened.—(Pâte de râglisse, non sucrée.)	Total imports ... Lb.	124,604	174,584	68,070	787,510
	\$	17,285	24,518	10,012	110,819
	United Kingdom. Lb.	84			
	\$	10			411
	United States..... Lb.	124,520	174,584	68,070	787,510
	\$	17,275	24,518	10,012	110,819
Malt, extract of, fluid or not, including grain molasses.—(Extrait de malt, fluide ou non, y compris la mélasse de grain.)	Total imports ... Lb.	525,166	682,291	390,499	2,212,122
	\$	42,517	57,012	30,554	180,724
	United Kingdom. Lb.	67,326	102,358	87,590	194,333
	\$	6,245	10,698	7,742	12,880
	United States..... Lb.	457,840	579,933	302,909	2,017,759
	\$	36,272	46,314	22,812	167,844
Peanut butter.—(Beurre d'arachide.)	Total imports ... Lb.	42,042	32,121	32,361	150,770
	\$	7,294	7,473	8,941	38,598
	United Kingdom. Lb.				
	\$				
	United States..... Lb.	42,042	32,121	32,361	150,770
	\$	7,294	7,473	8,941	38,598
Spirits and strong waters, mixed with any ingredient or ingredients, and being known or designated as essences, extracts or ethereal and spiritus fruit essences, n.o.p.—(Spiritueux et eaux fortes, mélangés à un ou plusieurs ingrédients et étant connus et désignés comme essences, extraits, ou essences de fruits éthérées ou spiritueuses, n.a.é.)	Total imports ... Gal.	294	383	357	1,411
	\$	5,649	6,612	4,531	31,609
	United Kingdom. Gal.	128	118	72	625
	\$	3,496	3,287	2,191	17,876
	United States... Gal.	161	179	120	703
	\$	2,050	2,054	1,743	12,370
Total Agricultural and Vegetable Products—A. Mainly Food.—(Total, produits agricoles et substances végétales—A. Alimentaires.)	Total imports ... \$	11,748,795	12,126,196	10,264,308	70,607,470
	United Kingdom. \$	702,443	707,003	850,606	4,919,463
	United States..... \$	3,378,572	5,518,269	4,723,012	31,808,201
B—OTHER THAN FOOD—B—NON ALIMENTAIRES.					
BEVERAGES, ALCOHOLIC—BOISSONS ALCOOLIQUES.					
BREWED—BRASSÉES.					
Ale, beer, porter and stout, in bottles.—(Ale, bière, porter et stout, en bouteilles.)	Total imports ... Gal.	24,402	26,696	20,192	121,686
	\$	49,910	55,265	40,500	258,634
	United Kingdom. Gal.	21,400	23,895	17,592	108,800
	\$	43,246	48,854	35,568	221,631
	United States... Gal.				9
	\$				15
	Japan..... Gal.	3,000	2,800	2,000	15,840
	\$	6,660	6,410	4,932	30,950

IMPORTS into Canada for Consumption, etc.—Continued.

Articles and Countries from which Imported.	Months, 1929			Six Months ending September	
	July	August	September	1928	1929
BEVERAGES, ALCOHOLIC—Concluded. BOISSONS ALCOOLIQUES—fin.					
Ale, beer, porter and stout in casks—(Ale, bière, porter et stout, en fûts.)	Total Imports ... Gal. \$	23 9	106 81		345 172
	United Kingdom. Gal. \$				
	United States... Gal. \$				
	Czecho-Slovakia. Gal. \$	23 9	46 17		285 108
Beverages in the manufacture of which malt, rice or corn is used, when containing not more than 2½% of proof spirits.—(Boissons à base de malt, de riz ou de maïs, ne contenant pas plus de 2½ p.c. d'alcool.)	Total Imports ... Gal. \$	12 27	1,770 1,506	3 8	1,839 1,697
	United Kingdom. Gal. \$				57
	United States... Gal. \$	12 27	1,770 1,506	3 8	1,782 1,533
DISTILLED—DISTILLÉS.					
Brandy, including artificial brandy and imitations of brandy, n.o.p.—(Brandy y compris brandy artificiel et imitations, n.a.é.)	Total Imports Pr Gal. \$	26,693 185,127	25,665 195,116	39,912 269,937	140,847 1,065,017
	U. Kingdom. Pr. Gal. \$	48 1,038	662 6,295	121 1,134	1,433 28,511
	United States Pr. Gal. \$				10,713
	France..... Pr. Gal. \$	25,712 180,516	24,721 187,669	39,294 266,366	137,877 1,027,103
Cordials and liqueurs of all kinds, n.o.p., mescal, pulque, rum shrub, schiedam and other schnapps; tafia, angostura and similar alcoholic bitters or beverages.—(Cordiaux et liqueurs de toutes sortes, n.a.é., sucs d'agave fermenté, aloès, eau de laurier, schiedam et autres chnapps, tafia, angostura et amers ou boissons alcooliques similaires.)	Total Imports Pr Gal. \$	4,712 35,931	5,998 46,009	7,647 65,762	28,807 249,595
	U. Kingdom. Pr. Gal. \$	674 12,246	934 15,213	1,702 28,788	4,912 85,485
	United States Pr. Gal. \$	28 172	19 88		33 268
	France..... Pr. Gal. \$	2,973 16,494	4,312 26,312	4,713 29,229	19,304 124,209
Gin of all kinds, n.o.p.—(Genièvre de toutes sortes, n.a.é.)	Total Imports Pr Gal. \$	33,625 535,871	35,251 536,199	39,991 588,194	204,378 3,299,476
	U. Kingdom. Pr. Gal. \$	25,248 483,816	24,704 473,234	26,944 511,994	144,531 2,822,970
	United States Pr. Gal. \$				
	Netherlands.. Pr. Gal. \$	7,849 48,770	9,867 59,877	12,059 71,934	59,131 465,247
Rum—(Rhum.)	Total Imports Pr Gal. \$	14,323 214,910	13,862 228,322	18,865 288,628	101,336 1,582,967
	U. Kingdom.. Pr. Gal. \$	10,720 196,719	10,097 206,427	14,526 264,110	77,718 1,453,585
	United States. Pr. Gal. \$	116 247	116 242	116 242	928 2,095
	Br. Guiana... Pr. Gal. \$	710 2,823	961 3,357	428 1,639	4,628 13,510
	Jamaica..... Pr. Gal. \$	2,184 9,827	1,467 6,239	2,899 15,582	12,543 65,533
	Cuba..... Pr. Gal. \$	355 3,915	968 10,905	413 4,443	3,546 37,671
Whiskey—(Whiskey.)	Total Imports Pr Gal. \$	112,695 2,351,902	103,240 2,150,676	112,827 2,384,740	627,584 12,969,719
	U. Kingdom.. Pr. Gal. \$	110,397 2,326,735	100,331 2,113,587	112,429 2,378,545	609,254 12,787,449
	United States. Pr. Gal. \$				5
	Other B.W.I.. Pr. Gal. \$	451 6,980			10 2,343
	Germany..... Pr. Gal. \$	1,777 17,685	2,190 22,952	35 347	15,422 146,271
Absinthe, arrack or palm spirit, and all spirituous or alcoholic liquors, n.o.p.—(Absinthe, esprit d'arrack ou de palme et toutes liqueurs spiritueuses ou alcooliques, n.a.é.)	Total Imports Pr Gal. \$	158 1,858	136 331	207 832	1,966 9,817
	U. Kingdom.. Pr. Gal. \$	80 1,663			1,372 17,458
	United States. Pr. Gal. \$				2
	Hoag Kcng... Pr. Gal. \$			153 699	75 153 699

IMPORTATIONS au Canada pour consommation, etc.—*Suite.*

Articles et pays de provenance.	Mois, 1929			Trois mois terminés avec septembre		
	Juillet	Août	Septembre	1928	1929	
Total Distilled Beverages.—(Total, boissons distillées.)	Total Imports Pr Gal.	192,206	184,182	219,449	1,104,918	1,120,378
	\$	3,324,999	3,156,653	3,598,093	19,176,590	19,038,358
	U. Kingdom..Pr. Gal.	147,167	130,728	155,722	837,875	827,437
	\$	3,022,217	2,814,756	3,184,571	17,179,372	17,015,704
	United States.Pr.Gal.	144	135	116	966	867
	\$	419	330	242	2,373	2,300
WINES—VINS.	Total Imports... Gal.	62,925	89,267	113,131	419,309	500,378
Wines, non-sparkling.—(Vins, non moussoux.)	\$	153,135	183,485	197,395	848,486	948,766
	United Kingdom.Gal.	2,832	2,709	2,504	10,354	16,540
	\$	14,298	20,218	14,116	68,018	94,425
	United States...Gal.				22	4
	\$				251	30
	Australia.....Gal.	960	858	3,305	4,566	8,997
	\$	2,900	2,724	7,991	10,770	22,391
	China.....Gal.	878	317	749	4,298	3,625
	\$	3,275	621	1,913	13,806	11,018
	France.....Gal.	34,703	31,730	41,832	138,850	186,656
	\$	60,954	71,195	72,401	283,094	340,355
	French Africa...Gal.	3,365	2,810		19,786	12,381
	\$	3,827	3,246		21,915	13,508
	Germany.....Gal.	972	1,057	1,165	6,312	6,213
	\$	4,084	3,494	3,842	24,909	21,695
	Italy.....Gal.	6,078	7,902	8,065	35,496	38,862
	\$	10,605	13,442	13,121	63,012	67,339
	Portugal.....Gal.	12,303	13,597	17,286	62,975	72,558
	\$	24,345	24,274	34,524	142,268	148,690
	Spain.....Gal.	17,937	27,020	37,008	130,085	146,775
	\$	24,414	41,514	46,382	206,160	209,200
	Total Imports. Doz.	3,762	7,524	5,852	32,718	33,030
	\$	52,627	102,156	75,762	439,119	457,651
	United Kingdom Doz.		152	15	179	194
	\$		2,497	246	4,637	3,283
	United States...Doz.					
	\$					
	France.....Doz.	3,569	7,252	5,648	31,856	32,054
	\$	51,763	98,599	74,135	427,971	448,251
	Total Imports. Doz.	2,546	2,804	3,627	21,750	15,716
	\$	18,448	20,352	26,132	157,904	114,458
	United Kingdom Doz.	4		40	58	114
	\$	90		358	893	1,320
	United States...Doz.					
	\$					
	France.....Doz.	2,542	2,750	3,547	21,476	15,354
	\$	18,358	20,157	25,610	156,183	112,152
	Total Imports. Doz.	284	640	394	944	1,652
	\$	1,052	2,391	1,099	3,327	6,156
	United Kingdom Doz.					
	\$					
	United States...Doz.					
	\$					
	France.....Doz.	284	640	304	944	1,652
	\$	1,052	2,391	1,099	3,327	6,156
	Total Imports. Gal.	390	97	196	1,449	1,757
	\$	3,550	638	1,281	14,274	18,118
	United Kingdom Gal.				6	
	\$				76	
	United States...Gal.					
	\$					
	France.....Gal.	390	97	196	1,443	1,757
	\$	3,550	638	1,281	14,198	18,118
Total Wines.—(Total, vins.)	Total Imports... \$	230,812	309,032	301,669	1,464,110	1,545,149
	United Kingdom... \$	14,388	22,715	14,720	73,624	99,028
	United States... \$				251	30
Total Beverages, Alcoholic.—(Total, boissons alcooliques.)	Total Imports... \$	3,605,757	3,520,950	3,941,849	20,899,362	20,852,806
	United Kingdom... \$	3,079,851	2,886,325	3,234,859	17,474,627	17,345,131
	United States... \$	446	331	1,748	2,647	5,263
GUMS AND RESINS.						
GOMMES ET RÉSINES.						
Gums—Arabic, amber, barbary, elemi, geddä, senegal and tragacanth.—(Gommes arabique, ambre, épine-vinette, élémi, geddä, sénégal et adragante.)	Total Imports... Cwt.	558	790	866	3,907	4,813
	\$	8,346	22,447	23,897	66,004	87,792
	United Kingdom Cwt.	251	226	3	766	1,183
	\$	2,500	6,677	545	6,878	16,302
	United States... Cwt.	196	452	852	1,557	2,946
	\$	4,389	14,219	23,117	44,840	63,829
	British Sudan... Cwt.		112		535	335
	\$		1,551		6,469	3,414

IMPORTS into Canada for Consumption, etc.—Continued.

Articles and Countries from which Imported.		Months, 1929			Six Months ending September	
		July	August	September	1928	1929
GUMS AND RESINS—Concluded.						
GOMMES ET RÉSINES—fin.						
Gums—Australian, copal, damar, kaurie, mastic, pontinnac and sandarac.—(Gommes d'Australie, copal, damar, kaurie, mastic, pontinnac et sandaraque.)	Total imports. Cwt.	2,233	862	2,260	12,520	12,672
	\$	24,591	13,028	32,174	145,419	166,620
	United Kingdom Cwt.	2				51
	\$	58				1,249
	United States.... Cwt.	1,919	862	1,890	10,114	10,310
	\$	22,316	13,028	28,215	125,423	140,966
	New Zealand.... Cwt.	312		370	2,406	2,287
	\$	2,577		3,959	19,996	18,020
British gum, sizing cream and enamel sizing.—(Gomme anglaise, encollage sec, crème d'encollage à émailler.)	Total imports. Cwt.	255	472	1,576	3,511	5,649
	\$	2,851	2,686	7,080	22,328	30,651
	United Kingdom Cwt.	28	251	163	307	1,234
	\$	303	1,017	569	1,310	5,377
	United States.... Cwt.	227	219	1,413	3,181	4,413
	\$	2,548	1,622	6,511	20,431	25,227
Burgundy pitch.—(Poix de Bourgogne.)	Total imports. Lb.	89,332	8,012	33,735	214,210	328,434
	\$	2,876	507	1,516	12,105	9,480
	United Kingdom. Lb.	2,748			48	2,853
	\$	165			7	179
	United States.... Lb.	86,584	8,012	10,687	193,323	291,872
	\$	2,711	507	716	9,300	7,356
Chicle or sappato gum, crude.—(Gomme de sapote à l'état naturel.)	Total imports. Lb.	70,284	14,861	85,227	576,683	599,205
	\$	25,382	5,136	32,509	254,378	253,154
	United Kingdom. Lb.				1,450	
	\$				381	
	United States.... Lb.	70,284	14,861	85,227	321,745	366,923
	\$	25,382	5,136	32,509	127,143	137,445
	Br. Honduras.... Lb.				253,488	232,282
	\$				126,854	115,709
Dextrine, dry.—(Dextrine, sèche.)	Total imports. Cwt.	6,631	2,973	5,279	22,963	26,469
	\$	30,540	13,765	20,103	100,356	116,671
	United Kingdom Cwt.	15			78	503
	\$	56			550	2,586
	United States.... Cwt.	5,153	2,533	5,279	20,308	22,715
	\$	25,319	12,262	20,103	88,581	101,888
	Netherlands.... Cwt.	1,473	440		2,577	3,251
	\$	5,165	1,503		11,225	12,197
Dragon's blood.—(Sang-dragon.)	Total imports. Lb.	128	283	263	667	1,168
	\$	167	341	322	1,037	1,536
	United Kingdom. Lb.					2
	\$					6
	United States.... Lb.	128	283	263	667	1,166
	\$	167	341	322	1,037	1,530
I.n.c. crude, seed, button, stick and shell.—(I.n.c. brute, en grains, en pastilles, en bâtons et en feuilles.)	Total imports. Cwt.	1,166	840	1,834	6,967	7,367
	\$	54,637	38,184	83,424	336,111	318,641
	United Kingdom Cwt.	1		17		22
	\$	16		900		1,142
	United States.... Cwt.	1,165	840	1,817	6,528	7,343
	\$	54,621	38,184	82,524	315,040	317,412
Resin or rosin, in packages of not less than 100 pounds.—(Résine, en colis de 100 livres au moins.)	Total imports. Cwt.	33,095	39,441	30,919	158,791	196,929
	\$	118,745	122,127	96,369	548,729	657,275
	United Kingdom Cwt.	102			48	150
	\$	2,408			1,143	3,542
	United States.... Cwt.	32,851	39,439	30,911	157,640	196,003
	\$	113,665	122,112	96,336	540,866	643,943
Wax, sealing.—(Cire à cacheter.)	Total imports. \$	1,367	2,422	1,128	13,623	10,885
	United Kingdom. \$	926	752	471	8,216	5,745
	United States.... \$	441	1,370	657	4,725	4,840
Gums, other, n.o.p.—(Autres gommes, n.a.é.)	Total imports. Lb.	10,312	20,209	8,956	67,994	53,933
	\$	1,965	2,300	1,737	12,672	8,944
	United Kingdom. Lb.	172	4,480		2,508	10,062
	\$	67	257		862	906
	United States.... Lb.	10,117	15,609	8,665	65,191	42,837
	\$	1,823	2,020	1,717	11,692	7,711
Total Gums and Resins.—(Total, gommes et résines.)	Total imports. \$	271,737	222,943	300,259	1,512,762	1,655,646
	United Kingdom. \$	6,499	8,703	2,485	19,347	37,034
	United States.... \$	253,382	210,801	292,727	1,289,078	1,452,147

IMPORTATIONS au Canada pour consommation, etc.—*Suite.*

Articles et pays de provenance.	Mois, 1929			Six mois terminés avec septembre		
	Juillet	Août	Septembre	1928	1929	
OIL CAKE AND MEAL.						
TOURTEAUX ET RÉSIDUS OLÉAGINEUX.						
Cotton seed cake and cotton seed cake meal.—(Résidus de graine de coton, soit en tourteaux, soit en farine.)	Total Imports Cwt. \$	904 1,621	12,058 23,538	12,858 25,436	20,695 57,422	38,388 78,251
	United Kingdom Cwt. \$					
	United States... Cwt. \$	904 1,621	12,058 23,538	12,858 25,436	20,695 57,422	37,388 75,957
Linseed oil cake and linseed oil cake meal.—(Résidus de graine de lin, soit en tourteaux, soit en farine.)	Total Imports Cwt. \$	60 146	60 189	2,005 2,513	936 4,986	2,988 5,025
	United Kingdom Cwt. \$					
	United States... Cwt. \$	60 146	60 189	2,005 2,513	936 4,986	2,988 5,025
Palm nut cake and palm nut cake meal.—(Résidus de noix de palmier, soit en tourteaux, soit en farine.)	Total Imports Cwt. \$	458 250	563 267	842 400	4,052 3,469	2,963 2,763
	United Kingdom Cwt. \$					
	United States... Cwt. \$	458 250	563 267	842 400	4,052 3,394	1,903 1,001
Soya beans and soya bean cake, for use in the manufacture of cattle food and of fertilizers, when imported by manufacturers of such cattle food and fertilizers.—(Grains de soja et tourteaux de graine de soja, pour l'usage des fabricants de provende animale ou d'engrais, importés par eux.)	Total Imports Cwt. \$	1,001 2,201	2,001 4,150	5 17	4,532 9,397	12,998 26,069
	United Kingdom Cwt. \$					
	United States... Cwt. \$			5 17	27 80	5 17
	China... Cwt. \$	1,001 2,201	2,001 4,150		4,505 9,317	12,903 26,052
Total Oil Cake and Meal.—(Total, tourteaux et résidus oléagineux.)	Total Imports Cwt. \$	2,423 4,218	14,682 28,144	15,710 28,366	30,215 75,211	57,277 112,048
	United Kingdom Cwt. \$					
	United States... Cwt. \$	1,422 2,017	12,081 23,994	15,710 28,366	25,710 65,882	42,284 82,000
OILS, VEGETABLE, NOT FOOD.						
HUILES VÉGÉTALES, NON COMESTIBLES.						
Castor oil.—(Huile de ricin.)	Total Imports Gal. \$	20,226 18,644	12,109 12,511	10,961 10,449	82,315 86,352	111,655 110,862
	United Kingdom Gal. \$	17,059 15,000	6,300 5,981	8,848 8,048	51,851 54,169	79,031 74,494
	United States... Gal. \$	1,159 1,476	1,316 1,838	1,031 1,355	13,198 17,381	8,310 11,639
	Belgium... Gal. \$	1,552 1,635	3,945 4,201	882 877	8,937 8,624	19,192 19,575
	France... Gal. \$	462 533	420 442	200 169	6,328 6,175	5,090 5,102
Chinawood oil.—(Huile de bois de Chine.)	Total Imports Cwt. \$	3,691 50,292	6,437 86,867	5,455 61,441	25,229 323,778	32,231 417,842
	United Kingdom Cwt. \$					
	United States... Cwt. \$	3,691 50,292	6,437 86,867	5,455 61,441	23,983 306,335	32,231 417,842
	China... Cwt. \$				1,246 17,443	
Cocconut oil, not edible, when imported for manufacturing refined cocconut oil.—(Huile de noix de coco, non comestible, pour la fabrication d'huile de noix de coco raffinée.)	Total Imports Gal. \$		24,552 20,280	42,282 28,153		105,612 78,092
	United Kingdom Gal. \$		42,282	42,282		42,822
	United States... Gal. \$		6,176 4,246	28,153		28,153
						6,253 4,332
Cocconut, palm and palm kernel oil, not edible, for manufacture of soap.—(Huile de noix de coco, de palmier et de noyau de palmier, non comestible, pour la fabrication du savon.)	Total Imports Gal. \$	237,925 186,617	271,991 208,882	215,811 152,476	1,604,474 1,166,123	1,526,328 1,188,157
	United Kingdom Gal. \$	1,339 1,203	4,270 3,708	1,343 1,207	20,110 16,679	85,249 63,349
	United States... Gal. \$	229,407 180,309	256,985 197,335	206,80 145,651	1,567,357 1,134,178	1,375,857 1,074,821
Cocconut, palm and palm kernel oil, not edible, peanut and soya bean oil for manufacture of soap.—(Huile de noix de coco, de palmier et de noyau de palmier, non comestible, huile d'arachide et de fève de soja pour la fabrication du savon.)	Total Imports Gal. \$					
	United Kingdom Gal. \$					
	United States... Gal. \$					
	Ceylon... Gal. \$					

IMPORTS into Canada for Consumption, etc.—Continued.

Articles and Countries from which Imported.	Months, 1929			Six Months ending September		
	July	August	September	1928	1929	
OILS, VEGETABLE, NOT FOOD—Concluded.						
HUILES VÉGÉTALES, NON COMESTIBLES—fin.						
Cotton seed oil, crude, for the manufacture of refined cotton seed oil.—(Huile de coton, brute, pour la fabrication d'huile de coton raffinée.)	Total imports... Cwt.	13,626	19,001	12,866	66,751	119,710
	\$	102,717	135,110	96,263	538,540	922,263
	United Kingdom Cwt.	13,440	16,288	4,225	57,879
	\$	100,800	112,423	27,730	410,933
	United States.... Cwt.	186	2,713	8,641	66,751	58,746
	\$	1,917	22,687	68,533	538,540	482,789
Essential oil, n.o.p., including bay oil and otto of limes.—(Huile essentielle, y compris huile de laurier et essence de citronnier, n.a.é.)	Total imports... Lb.	52,974	38,824	49,491	262,519	290,805
	\$	104,943	94,041	72,416	421,050	563,386
	United Kingdom Lb.	15,372	3,060	6,763	39,016	54,479
	\$	33,370	17,180	9,688	78,494	119,574
	United States.... Lb.	26,719	19,416	23,974	124,238	147,696
	\$	56,063	32,602	41,339	176,806	258,715
	France..... Lb.	2,183	3,438	3,630	26,522	21,721
	\$	4,221	16,590	7,548	54,823	60,957
	Italy..... Lb.	450	3,253	1,375	24,104	14,919
	\$	1,752	11,816	5,262	53,787	59,975
	Netherlands.... Lb.	1,230	3,230	838	3,430	7,539
	\$	1,838	10,845	3,880	5,344	24,899
Eucalyptus oil.—(Huile d'eucalyptus.)	Total imports... Lb.	150	1,485	5,792
	\$	97	722	2,288
	United Kingdom Lb.	75
	\$	33
	United States.... Lb.	150	240	150
	\$	97	223	97
	Australia..... Lb.	1,240	5,567
	\$	495	2,158
Flaxseed or linseed oil, raw or boiled.—(Huile de lin crue ou bouillie.)	Total imports... Lb.	79,868	60,751	94,410	416,484	540,225
	\$	6,539	5,354	8,297	38,633	47,200
	United Kingdom Lb.	63,652	43,113	72,940	251,904	390,235
	\$	4,581	2,843	5,409	17,955	27,551
	United States.... Lb.	10,629	17,638	21,470	154,667	138,434
	\$	1,436	2,511	2,888	10,702	18,491
Foots, being the refuse of the cotton seed or olives after the oil has been pressed out.—(Résidu de graine de coton ou d'olives, après que l'huile a été extraite.)	Total imports... Cwt.	595	330	34	6,544	6,990
	\$	4,410	2,720	300	40,693	40,106
	United Kingdom Cwt.
	\$
	United States.... Cwt.	505	330	34	6,437	6,990
	\$	4,410	2,720	300	39,551	40,106
Olive oil for manufacturing soap or tobacco or for canning fish.—(Huile d'olive pour la fabrication du savon ou du tabac, ou de la mise en boîte du poisson.)	Total imports... Gal.	21,212	3,719	16,406	88,650	95,702
	\$	18,597	3,322	14,258	75,668	87,272
	United Kingdom Gal.
	\$
	United States.... Gal.	21,212	3,719	16,406	87,540	92,459
	\$	18,597	3,322	14,258	73,894	81,883
Palm and palm kernel oil, unbleached or bleached, not edible, n.o.p., and stear butter.—(Huile de palmier et de noyau de palmier blanchie ou écru, non comestible, n.a.é., et beurre de galam.)	Total imports... Lb.	67,567	32,187	34,990	20,769	229,033
	\$	5,517	2,071	2,538	1,830	19,063
	United Kingdom Lb.	8,367	29,380	7,358	14,852	46,252
	\$	473	1,769	535	1,342	3,761
	United States.... Lb.	59,200	2,807	27,632	5,917	182,088
	\$	5,044	302	2,003	488	14,990
Peanut oil, crude, for refining for edible purposes.—(Huile d'arachide, brute, pour la raffiner pour l'alimentation.)	Total imports... Cwt.	15,029	20,057	20,197	111,862	183,776
	\$	126,757	150,515	144,729	969,872	1,529,349
	United Kingdom Cwt.	6,000	3,024	14,149	34,365	68,317
	\$	50,613	22,338	90,768	304,183	519,675
	United States.... Cwt.	2,327	17,033	6,048	39,005	28,766
	\$	19,087	128,177	47,961	325,682	222,515
	China..... Cwt.
	\$
	Germany..... Cwt.	6,702	38,492	86,693
	\$	57,057	340,007	787,159
Peanut oil and soya bean oil for the manufacture of soap and peanut oil for canning fish.—(Huile d'arachide et huile de graine de soja pour la fabrication du savon et huile d'arachide pour la mise en boîte du poisson.)	Total imports... Gal.	263,621	2,530	199,850	411,893
	\$	184,644	1,833	137,421	258,339
	United Kingdom Gal.	2,530	57,503	2,530
	\$	1,833	48,371	1,633
	United States.... Gal.	263,621	65,035	409,363
	\$	184,644	43,609	250,706
	China..... Gal.	77,222
	\$	45,451
Peppermint oil.—(Huile de menthe.)	Total imports... Lb.	4,103	1,940	3,752	7,439	13,563
	\$	8,977	4,928	11,647	23,401	37,939
	United Kingdom Lb.	850	155	2,552
	\$	1,578	5,651	386	7,220
	United States.... Lb.	3,443	1,090	1,130	6,257	9,354
	\$	7,799	3,273	4,526	20,624	27,901

IMPORTATIONS au Canada pour consommation, etc.—*Suite.*

Articles et pays de provenance.	Mois, 1929			Six mois terminés avec septembre		
	Juillet	Août	Septembre	1928	1929	
Rosin oil.—(Huile de résine.)	Total imports ... Gal. \$	8,665	11,904	7,255	79,629	52,292
	United Kingdom. Gal. \$	4,720	6,889	3,511	42,596	29,492
	United States... Gal. \$	8,665	11,904	7,255	77,144	52,185
		4,720	6,089	3,511	41,966	29,396
Sesame seed oil.—(Huile de sésame.)	Total imports ... Gal. \$	59	71	54	481	567
	United Kingdom. Gal. \$	107	82	83	900	750
	United States... Gal. \$	45		5	20	55
		60		6	26	74
Vegetable oil, n.o.p.—(Huile végétale, n.s.é.)	Total imports ... Gal. \$	25,783	29,226	18,279	119,391	143,903
	United Kingdom. Gal. \$	31,389	26,503	20,241	136,516	168,586
	United States... Gal. \$	1,524	1,578	1,016	9,883	11,057
		1,314	1,521	1,037	8,727	11,578
	France... Gal. \$	23,040	16,316	10,969	100,364	119,927
		28,761	22,079	14,967	114,657	144,980
Total Oils, Vegetable, not Food.—(Total, huiles végétales, non comestibles.)	Total imports ... \$	854,870	759,375	628,435	4,004,105	5,507,986
	United Kingdom. \$	207,354	169,341	185,859	531,231	1,207,963
	United States... \$	564,615	514,145	408,739	2,853,665	3,087,277
PLANTS, SHRUBS, TREES AND VINES. PLANTES, ARBUSTES, ARBRISSEAUX, ARBRES ET CEPS.						
BUSHES AND VINES—ARBUSTES ET CEPS.						
Currant bushes and gooseberry bushes.—(Gadelliers, cassissiers et groseilliers.)	Total imports ... No. \$				12,074	21,907
	United Kingdom. No. \$				675	1,582
	United States... No. \$				3,210	82
					321	11
Grape vines.—(Ceps de vigne.)	Total imports ... No. \$				277,969	578,068
	United Kingdom. No. \$				8,666	17,317
	United States... No. \$					34
					277,969	112
Raspberry bushes.—(Framboisiers.)	Total imports ... No. \$				8,060	577,934
	United Kingdom. No. \$					17,192
	United States... No. \$				277,969	577,934
					8,060	17,192
Rose bushes.—(Rosiers.)	Total imports ... No. \$	550		175	155,284	142,379
	United Kingdom. No. \$	154		55	3,998	2,757
	United States... No. \$	500		175	155,009	142,088
	Netherlands... No. \$	144		55	3,989	2,751
TREES.—ARBRES.						
Apple trees.—(Pommiers.)	Total imports ... No. \$	66			65,420	71,843
	United Kingdom. No. \$	42			16,826	21,597
	United States... No. \$	66			55	3,075
		42			87	86
Cherry trees.—(Cerisiers.)	Total imports ... No. \$				68,293	67,726
	United Kingdom. No. \$				10,721	21,464
	United States... No. \$				2,971	4,019
Peach trees and June buds.—(Pêchers et brugnioniers.)	Total imports ... No. \$				9,992	22,434
	United Kingdom. No. \$				1,688	6,383
	United States... No. \$				9,992	22,434
					1,688	6,383

IMPORTS into Canada for Consumption, etc.—Continued.

Articles and Countries from which Imported.	Months, 1929			Six Months ending September	
	July	August	September	1928	1929
PLANTS, SHRUBS, TREES AND VINES—Concluded. PLANTES, ARBUSTES, ARBRISSEAUX, ARBRES ET CEPS—fin.					
BUSHES AND VINES—Concluded. ARBUSTES ET CEPS—fin.					
Pear trees.—(Poiriers.)				4,261	5,394
Total imports No.				1,754	1,446
United Kingdom..... No.				390	1,721
United States..... No.				20	498
				3,871	3,673
				1,550	918
Plum trees.—(Pruniers.)				14,254	14,817
Total imports No.				2,692	2,547
United Kingdom..... No.				5	16
United States..... No.				6	10
				14,237	14,801
				2,683	2,537
Quince trees.—(Cognassiers.)				77	339
Total imports No.				25	103
United Kingdom..... No.					
United States..... No.				77	339
				25	103
OTHER PLANTS—PLANTES.					
Cut flowers.—(Fleurs coupées.)				102,580	96,858
Total imports \$	11,150	13,661	7,151	46	147
United Kingdom..... \$					91,787
United States..... \$	11,150	13,275	6,593		
Florist stock, viz.:—azaleas, rhododendrons, pot-grown lilies, rose stock and other stock for grafting, seedling carnation stock; araucaria, bulbs, corms, tubers, rhizomes and dormant roots, n.o.p., and rooted carnation cuttings in their first year of introduction.—(Plants de fleuristes: azalées, rhododendrons, lilas en pots, plants de rosiers et autres pour la greffe, oeillets de semis; araucaria, bulbes, cornes, tubercules, rhizomes et racines dormantes, n.a.é., et boutures d'œillets enracinés, dans leur première année.)					
Total imports \$	6,618	25,078	300,260	635,533	380,174
United Kingdom..... \$	4,587	426	22,202	36,772	46,466
United States..... \$	1,661	11,117	5,548	34,011	28,226
Hong Kong..... \$		1,062	3,819	7,932	5,551
Belgium..... \$	7		5,270	9,740	8,413
France..... \$		4,957	79,727	63,017	85,170
Germany..... \$				932	139
Japan..... \$			80	11,920	243
Netherlands..... \$		1,679	179,910	465,407	196,599
Florist stock, viz.: tulips bulbs.—(Plants de fleuristes, savoir: bulbes de tulipes.)					
Total imports \$		1,277	103,708		105,091
United Kingdom..... \$			8,052		8,052
United States..... \$			87		148
Netherlands..... \$		1,277	95,469		97,791
Florist stock, viz.:—palms, ferns, rubber plants (ficus), cannas, dahlias and pæonies.—(Plants de fleuristes, savoir: palmes, fougères, canneliers (ficus), glaïeuls, cannas, dahlias et pivoines.)					
Total imports \$	3,400	1,561	4,710	59,376	52,743
United Kingdom..... \$		128	214	2,757	1,425
United States..... \$	2,071	1,025	1,691	32,315	27,371
Belgium..... \$	1,141	120	1,980	6,109	12,748
Netherlands..... \$	95		547	10,792	10,491
Florist stock, viz.:—Gladioli.—(Plants de fleuristes, savoir: glaïeuls.)					
Total imports \$	597		188		29,710
United Kingdom..... \$					1,122
United States..... \$	597		188		11,463
Netherlands..... \$					7,872
Fruit plants, n.o.p.—(Plantes à fruits, n.a.é.)				806,392	623,409
Total imports No.				8,168	7,491
United Kingdom..... No.					204
United States..... No.				806,392	622,705
				8,168	7,468
Onion plants, small, grown from seeds and imported for transplanting or propagation purposes only.—(Petits oignons posés de la graine et importés pour transplanter ou propager.)				2,667	1,568
Total imports \$					
United Kingdom..... \$					1,568
United States..... \$				2,667	
Seedling stock for grafting, viz.:—plum, pear, peach and other fruit trees.—(Arbrisseaux de pépinière pour greffage, savoir: pruniers, poiriers, pêchers et autres arbres fruitiers.)					
Total imports \$		45	38	1,591	1,238
United Kingdom..... \$				9	45
United States..... \$		45	38	1,593	1,004

IMPORTATIONS au Canada pour consommation, etc.—*Suite.*

Articles et pays de provenance.	Mois, 1929			Six mois terminés avec septembre	
	Juillet	Août	Septembre	1928	1929
Trees, plants and shrubs known as nursery stock, n.o.p.—(Arbres, plantes et arbustes communément appelés plants de pépinière, n.a.é.)	Total imports ... \$ 1,344	471	826	95,047	149,553
	United Kingdom... \$ 22		56	3,245	825
	United States... \$ 866	378	285	41,274	45,839
	Netherlands... \$	83	382	41,452	88,546
Trees, n.o.p.—(Arbres, n.a.é.)	Total imports ... \$	249		182	545
	United Kingdom... \$				
	United States... \$			23	305
Total Plants, Shrubs, Trees and Vines.—(Total, plantes, arbustes, arbrisseaux, arbres et ceps.)	Total imports ... \$ 23,395	42,336	416,826	968,204	929,135
	United Kingdom... \$ 4,609	554	30,646	50,241	66,431
	United States... \$ 16,534	25,840	14,488	259,936	291,082
RUBBER AND ITS PRODUCTS.					
CAOUTCHOUC ET SES PRODUITS.					
RAW AND PARTLY MANUFACTURED.					
BRUT ET PARTIELLEMENT OUVRÉ.					
Balata, crude, unmanufactured.—(Balata brut, non ouvré.)	Total imports ... Lb. 10	2,402	29	1,070	2,914
	\$ 12	1,461	24	386	1,659
	United Kingdom... Lb.	2,402			2,412
	\$	1,461			1,479
	United States... Lb.		20	1,070	502
	\$ 12		24	386	179
Rubber and gutta-percha, crude caoutchouc or india-rubber unmanufactured. (Caoutchouc et gutta-percha, caoutchouc brut ou caoutchouc de l'Inde, non ouvrés.)	Total imports ... Lb. 7,178,215	6,449,329	4,273,871	32,827,556	38,486,266
	\$ 1,515,582	1,343,684	895,389	8,029,387	8,235,965
	United Kingdom... Lb.			139,246	2,591
	\$			26,490	560
	United States... Lb. 6,774,244	6,035,120	4,051,667	30,456,292	36,079,804
	\$ 1,431,830	1,283,133	852,939	7,520,640	7,736,944
	Sta. Settlements... Lb. 397,459	414,209	188,409	1,589,254	2,187,498
	\$ 82,321	80,551	35,546	324,958	449,362
	Dutch E. Indies... Lb.		195	672,656	26,283
	\$		40	135,562	5,806
Rubber, hard, in sheets, but not further manufactured, also hard rubber in strips or rods but not further manufactured, when imported for use in Canadian manufactures.—(Caoutchouc durci, en feuilles, non autrement ouvré et caoutchouc durci en bandelettes ou baguettes, non autrement ouvré, importés pour l'usage des manufactures canadiennes.)	Total imports ... Lb. 66,856	8,988	9,006	28,791	142,915
	\$ 17,353	3,929	3,465	26,317	44,439
	United Kingdom... Lb. 157	111		2,284	268
	\$ 38	52		1,839	90
	United States... Lb. 66,699	8,877	9,006	26,977	142,607
	\$ 17,315	3,877	3,465	18,252	44,300
Rubber, hard, unfinished, in tubes, for manufacture of fountain pens.—(Caoutchouc durci en tubes, non vulcanisés, pour la fabrication de stylographes.)	Total imports ... \$ 2,278		5,285	8,169	10,840
	United Kingdom... \$				
	United States... \$ 2,278		5,285	8,169	10,840
Rubber, powdered, and rubber or gutta-percha waste or junk.—(Caoutchouc pulvérisé, et déchets ou rebuts de caoutchouc et de gutta-percha.)	Total imports ... Cwt. 4,408	3,534	3,475	38,030	28,847
	\$ 16,683	12,838	19,853	155,418	116,403
	United Kingdom... Cwt. 31		3	36	304
	\$ 478		8	571	5,727
	United States... Cwt. 4,377	3,534	3,472	37,994	28,543
	\$ 16,205	12,838	19,845	154,847	110,076
Rubber, recovered.—(Caoutchouc, récupéré.)	Total imports ... Cwt. 14,706	10,202	10,063	85,221	93,577
	\$ 109,942	68,078	68,892	693,696	642,404
	United Kingdom... Cwt.			5	
	\$			6	
	United States... Cwt. 14,706	10,202	10,063	85,216	93,577
	\$ 109,942	68,078	68,892	609,690	642,404
Rubber substitute.—(Succédané du caoutchouc.)	Total imports ... Cwt. 395	549	1,119	4,518	10,821
	\$ 5,095	10,533	21,132	75,536	90,153
	United Kingdom... Cwt. 65	26	48	214	1,311
	\$ 545	204	515	2,533	11,570
	United States... Cwt. 188	503	1,058	4,280	9,220
	\$ 2,725	9,680	20,155	72,224	68,875
Rubber thread not covered.—(Fil de caoutchouc, non recouvert.)	Total imports ... Lb. 15,222	22,992	16,354	101,959	129,972
	\$ 14,465	22,157	16,158	113,851	123,080
	United Kingdom... Lb.	275	1,788	7,613	15,467
	\$ 243		1,790	8,002	14,823
	United States... Lb. 15,222	22,717	14,586	94,346	114,505
	\$ 14,465	21,914	14,368	105,849	108,257

IMPORTS into Canada for Consumption, etc.—Continued.

Articles and Countries from which Imported.		Months, 1929			Six Months ending September	
		July	August	September	1928	1929
RUBBER AND ITS PRODUCTS—Concluded.						
CAOUTCHOUC ET SES PRODUITS—fin.						
RUBBER, MANUFACTURED.						
PRODUITS OUVRÉS DU CAOUTCHOUC.						
Belting, rubber, for machinery.—(Courroies de transmission, en caoutchouc.)	Total imports.... \$	23,203	18,958	15,287	98,580	104,305
	United Kingdom... \$	5,334	1,525	2,538	2,973	14,699
	United States.... \$	17,869	17,433	12,461	95,607	89,318
Boots and shoes, rubber (For other footwear see pages 53 and 203).—(Chaussures en caoutchouc (pour autres chaussures voir pages 52 et 203).)	Total imports. Pair \$	2,008	2,288	1,663	51,594	40,716
	United Kingdom Pair	2,962	3,868	4,766	53,356	34,521
	United States... Pair \$	1	114	17	6,722	2,477
	United States... Pair \$	1,921	2,065	1,549	3,054	1,538
	United States... Pair \$	2,830	3,794	4,518	50,092	32,132
Cement, rubber.—(Colle à caoutchouc.)	Total imports... \$	3,138	9,642	3,224	29,270	35,463
	United Kingdom... \$	121	46	47	447	217
	United States.... \$	3,017	9,630	3,178	27,515	35,234
Clothing and clothing made waterproof with india-rubber.—(Vêtements caoutchoutés et imperméabilisés.)	Total imports... \$	39,091	32,101	38,458	320,628	318,714
	United Kingdom... \$	10,885	15,520	18,180	76,985	88,226
	United States.... \$	18,578	14,512	18,970	222,674	239,968
	Germany..... \$	9,424	1,920	2,269	19,145	22,692
Elastic, round or flat, including garter elastic.—(Elastique, rond ou plat, y compris l'élastique à jarretière.)	Total imports... \$					
	United Kingdom... \$					
	United States.... \$					
Gaskets of rubber for use in the permanent sealing of cans for food products.—(From March 1, 1929).—(Rond lés de caoutchouc servant d'obturateur dans la mise en boîte des conserves alimentaires.) (Depuis le 1 mars 1929.)	Total imports... \$	2,385	950	3,439		14,138
	United Kingdom... \$					
	United States.... \$	423	950	683		3,496
Gloves, rubber.—(Gants en caoutchouc.)	Total imports... \$	1,702	697	1,458	8,419	9,253
	United Kingdom... \$	6	29	51	364	181
	United States.... \$	1,557	648	1,450	7,600	9,279
Golf balls.—(Balles pour le jeu de golf.)	Total imports. Doz. \$	3,772	3,465	311	23,601	20,220
	United Kingdom Doz. \$	12,494	8,000	760	94,476	59,751
	United States.... Doz. \$	3,708	3,314	265	22,310	19,790
	United States.... Doz. \$	12,406	7,572	703	87,931	58,341
	United States.... Doz. \$	64	151	46	1,294	430
	United States.... Doz. \$	88	428	57	6,545	1,410
Heels, rubber.—(Talons en caoutchouc.)	Total imports. Pair \$	184,156	86,845	98,857	873,268	876,022
	United Kingdom Pair \$	7,151	5,523	3,810	51,251	39,369
	United States... Pair \$	5,522	546	1,380	273	6,014
	United States... Pair \$	178,034	86,845	98,857	871,453	870,008
	United States... Pair \$	6,605	5,523	3,810	50,921	38,774
Hose, including cotton or linen, lined with rubber.—(Boyaux ou manches, y compris ceux en coton ou toile, doublés de caoutchouc.)	Total imports... \$	24,124	25,830	25,774	123,280	165,404
	United Kingdom... \$	300	541	1,964	5,425	5,776
	United States.... \$	23,808	25,217	23,808	117,834	159,538
Hot-water bottles, rubber.—(Sacs à eau chaude, en caoutchouc.)	Total imports... \$	4,078	9,051	9,380	16,873	25,805
	United Kingdom... \$	412	4,412	2,593	1,997	8,743
	United States.... \$	3,666	4,639	6,787	14,790	17,062
Mats and matting, rubber.—(Nattes et paillassons en caoutchouc.)	Total imports... \$	5,871	4,692	3,989	68,075	52,115
	United Kingdom... \$	1	1	34	899	568
	United States.... \$	5,767	4,692	3,840	66,679	51,101
Packing, rubber.—(Garnitures en caoutchouc.)	Total imports... \$	5,393	4,276	4,197	30,099	32,686
	United Kingdom... \$	934	378	1,006	1,006	1,708
	United States.... \$	4,369	3,898	4,197	28,858	30,972
Tires for bicycles—pneumatic casings and inner tubes.—(Bandages de bicyclettes—pneumatiques et chambres à air.)	Total imports... No. \$	2,156	1,346	146	9,787	19,129
	United Kingdom No. \$	1,230	922	170	5,925	9,389
	United States.... No. \$	506	890	17	551	2,984
	United States.... No. \$	454	424	50	745	2,607
	United States.... No. \$	50	130	5	769	521
	United States.... No. \$	115	365	9	1,819	1,288
	France..... No. \$	1,500	324	124	8,465	14,522
	United States.... No. \$	493	131	111	3,359	5,081

IMPORTATIONS au Canada pour consommation, etc.—*Suite.*

Articles et pays de provenance.	Mois, 1929			Six mois terminés avec septembre		
	Juillet	Août	Septembre	1928	1929	
Tires—pneumatic rubber tire casings, n.o.p.—(Bandages—enveloppes de pneumatiques en caoutchouc, n.a.é.)	Total imports... No.	2,288	2,266	1,549	14,352	12,818
	\$	25,146	33,113	24,632	141,882	170,232
	United Kingdom... No.	422	22	21	132	492
	\$	1,096	105	1,091	1,945	2,916
	United States... No.	1,864	2,184	1,528	14,219	11,709
	\$	24,020	32,918	23,541	139,924	164,153
Tires—inner tubes, n.o.p.—(Chambres à air, n.a.é.)	Total imports... No.	177	242	229	19,915	1,483
	\$	690	821	703	27,782	4,981
	United Kingdom... No.	2	12	8	15	30
	\$	5	10	56	116	103
	United States... No.	175	230	221	19,900	1,453
	\$	690	811	647	27,666	4,878
Tires—solid rubber, for automobiles and motor trucks.—(Bandages en caoutchouc massif pour automobiles et camions-automobiles.)	Total imports... No.	90	127	68	176	508
	\$	1,986	2,312	1,625	10,831	15,533
	United Kingdom... No.
	\$
	United States... No.	90	127	68	476	508
	\$	1,986	2,312	1,625	10,831	15,533
Tires—solid rubber, n.o.p.—(Bandages pour roues, en caoutchouc massif, n.a.é.)	Total imports... \$	2,052	593	1,860	10,281	10,860
	United Kingdom... \$	711	25	1,70	812
	United States... \$	1,341	568	1,860	7,900	10,018
Manufactures of india-rubber and gutta-percha, n.o.p.—(Ouvrages en caoutchouc et en gutta-percha, n.a.é.)	Total imports... \$	134,374	121,668	114,182	770,114	823,705
	United Kingdom... \$	12,806	14,418	14,031	125,073	109,364
	United States... \$	109,695	98,296	91,484	584,688	647,508
	France... \$	1,993	1,931	3,244	9,343	13,456
	Germany... \$	7,505	4,656	2,579	36,480	39,138
Total Rubber and its Products.—(Total, caoutchouc et ses produits.)	Total imports... \$	1,978,300	1,745,787	1,287,612	10,864,822	11,721,627
	United Kingdom... \$	47,078	47,026	44,498	350,380	327,643
	United States... \$	1,821,101	1,606,245	1,184,904	9,952,069	10,268,167
SEEDS—GRAINES.						
Annatto seed.—(Graine de roucou.)	Total imports... Lb.	4,334	9,625	27,266	36,556
	\$	322	849	2,086	3,010
	United Kingdom... Lb.
	\$
	United States... Lb.	4,334	9,625	27,266	36,556
	\$	322	849	2,086	3,010
Beans (seed) from the United Kingdom.—(Haricots de semence, du Royaume-Uni.)	Total imports... Lb.	753	164
	\$	114	27
	United Kingdom... Lb.	753	164
	\$	114	27
	United States... Lb.
	\$
Beet and mangold seed.—(Graine de betterave, comestible et fourragère.)	Total imports... Lb.	2,647	5,124	29,840	130,410	225,377
	\$	474	1,618	5,364	19,841	37,525
	United Kingdom... Lb.	2,147	5,949	2,000	17,914	18,425
	\$	314	1,614	440	9,136	3,527
	United States... Lb.	500	75	1,400	61,665	154,036
	\$	160	34	238	10,467	24,566
Carrot seed.—(Graine de carotte.)	Total imports... Lb.	130	1,167	2,570
	\$	78	639	1,081
	United Kingdom... Lb.	88	83
	\$	75	57
	United States... Lb.	130	688	1,789
	\$	78	333	743
Clover seed, red.—(Graine de trèfle rouge.)	Total imports... Lb.	1,000	9,041	243,786	371,863
	\$	276	1,435	45,092	58,269
	United Kingdom... Lb.	45,920	361,160
	\$	8,861	58,805
	United States... Lb.	1,000	9,041	153,836	13,703
	\$	276	1,435	28,338	2,374
Clover seed, alfalfa.—(Graine de trèfle, luzerne.)	Total imports... Lb.	52,528	102,554
	\$	9,698	20,968
	United Kingdom... Lb.
	\$
	United States... Lb.	52,528	102,554
	\$	9,698	20,968
Clover seed, n.o.p.—(Graine de trèfle, n.a.é.)	Total imports... Lb.	4,115	8,638	44,678	88,328	236,133
	\$	1,000	2,547	3,056	7,930	37,914
	United Kingdom... Lb.	14,800	130,492
	\$	4,589	28,079
	United States... Lb.	4,115	8,638	44,678	43,528	105,621
	\$	1,000	2,547	3,056	3,341	9,820

IMPORTS into Canada for Consumption, etc.—Continued.

Articles and Countries from which Imported.	Months, 1929			Six Months ending September		
	July	August	September	1928	1929	
SEEDS—Concluded. GRAINES—fin.						
Clover seed.—(Graine de trèfle.)	Total imports... Lb.					
	\$					
	United Kingdom... Lb					
	\$					
	United States... Lb					
\$						
France... Lb						
\$						
Flax seed.—(Graine de lin.)	Total imports Bush.	39,836	100,287	197,053	298,910	754,398
	\$	69,103	173,874	389,709	540,570	1,364,144
	U. Kingdom... Bush				179	
	\$				1,282	
	United States... Bush				6	50,017
\$				18	94,895	
Argentina... Bush	39,757	100,242	196,919	298,644	703,813	
\$	68,751	173,749	389,446	538,910	1,267,744	
Hemp seed for agricultural purposes.— (Graine de chanvre pour semence.)	Total imports... Lb.			49,734	73,929	
	\$			3,627	11,075	
	United Kingdom... Lb					
	\$					
	United States... Lb			49,038	73,920	
\$			3,600	11,075		
Mushroom spawn.—(Mycélium ou blanc de champignon.)	Total imports... \$	1,217	2,359	2,541	5,249	8,439
	United Kingdom... \$			29	30	29
	United States... \$	1,217	2,359	2,393	5,219	8,291
	\$					
Peas (seed) from the United Kingdom— (Pois de semence, du Royaume-Uni.)	Total imports... Lb.		4	600	250	69,936
	\$		1	26	19	5,280
	United Kingdom... Lb		4	600	250	69,936
	\$		1	26	49	5,280
	United States... Lb					
\$						
Rape seed, sowing.—(Colza (ou navette) de semence.)	Total imports... Lb.	200	850	420	25,218	29,947
	\$	14	77	31	1,555	1,692
	United Kingdom... Lb		659		5,228	5,550
	\$		63		429	646
	United States... Lb	200	200	420	4,392	4,799
	\$	14	14	31	311	445
Netherlands... Lb				3,800	1,974	
\$				232	143	
Turnip seed.—(Graine de navets.)	Total imports... Lb.		31,626	31,973	7,806	76,101
	\$		9,296	7,585	1,626	19,989
	United Kingdom... Lb		30,606	8,913	2,225	47,206
	\$		9,088	2,946	410	13,927
	United States... Lb		1,020		3,757	5,003
	\$		208		961	1,282
Netherlands... Lb			23,060	1,400	23,730	
\$			4,639	158	4,743	
Grass seed, timothy.—(Graine de gazon, de mil.)	Total imports... Lb.		128,826	225,447	1,939,454	1,762,646
	\$		7,155	12,239	107,452	105,740
	United Kingdom... Lb					
	\$					
	United States... Lb		128,826	225,447	1,972,704	1,762,646
\$		7,155	12,239	103,769	105,740	
Grass seed, n.o.p.—(Graine de gazon, n.a.é.)	Total imports... Lb.	3,176	25,693	29,820	83,575	132,668
	\$	1,276	4,177	4,964	12,663	27,649
	United Kingdom... Lb				401	200
	\$				151	62
	United States... Lb	96	25,693	8,360	82,174	103,788
\$	14	4,177	2,514	12,347	21,278	
Timothy seed.—(Graine de mil.)	Total imports... Lb.					
	\$					
	United Kingdom... Lb					
	\$					
United States... Lb						
\$						
Garden and field seeds, not specified as free, valued at not less than \$5 per pound, in packages of not less than one ounce each.—(Graines de jardins et de champs non spécifiées en franchise, d'une valeur minimum de \$5 par livre, en paquets d'au moins une once.)	Total imports... \$	357	512	621	10,886	4,254
	United Kingdom... \$	13	10	92	1,538	422
	United States... \$	110	392	348	7,205	3,189
	\$					

IMPORTATIONS au Canada pour consommation, etc.—*Suite.*

Articles et pays de provenance.	Mois, 1929			Six mois terminés avec septembre		
	Juillet	Août	Septembre	1928	1929	
Garden, field and other seeds for agricultural or other purposes, n.o.p., sunflower, canary, hemp and millet seed, when in packages weighing one pound each or less—(Graines de jardins et de champs et autres graines, soit pour la culture, soit pour d'autres objets, n.a.c., graines de tournesol, d'alsiste (des Canaries), de chanvre et de millet, en paquets pesant une livre ou moins.)	Total imports \$	1,826	951	1,107	7,306	
	United Kingdom. \$	327	131	497	1,905	
	United States..... \$	1,222	643	517	5,015	9,437
						2,616
Garden, field and other seeds for agricultural or other purposes, n.o.p., sunflower, canary, hemp and millet seed, when in packages weighing over one pound each. (Graines de jardins et de champs et autres graines, soit pour la culture, soit pour d'autres objets, n.a.c., graines de tournesol, d'alsiste (des Canaries) de chanvre et de millet, en paquets pesant plus d'une livre.)	Total imports ... Lb.	447,391	269,498	559,734	2,327,643	
	\$	22,146	13,377	19,545	121,909	
	United Kingdom. Lb.	23,740	12,751	10,009	161,795	141,512
	\$	2,245	1,399	1,260	15,494	12,215
New Zealand..... Lb.	338,979	159,373	375,938	1,434,544	1,697,099	
	\$	10,116	6,957	10,375	67,309	75,797
	New Zealand..... Lb.	33,550	6,720	3,350	68,346	117,986
	\$	6,587	1,440	731	10,485	21,209
Morocco..... Lb.	99,209		99,209	344,607	99,209	
	\$			4,416	9,785	4,416
	Netherlands..... Lb.	10,035	35,423	54,330	48,419	148,634
	\$	604	1,183	2,139	3,008	7,233
Tree seeds for re-forestation purposes only.—(Graines d'arbres pour reboisement seulement.)	Total imports \$				133	
	United Kingdom. \$					
	United States..... \$				114	20
Total Seeds.—(Total, graines.)	Total imports \$	97,735	217,178	448,223	898,439	
	United Kingdom. \$	2,899	12,273	5,290	44,076	122,782
	United States..... \$	14,205	25,689	33,176	260,161	389,314
TOBACCO-TABAC.						
Tobacco, unmanufactured.—(Tabac non manufacturé.)	Total imports ... Lb.	1,528,419	1,638,109	1,640,673	9,571,499	
	\$	629,134	513,896	540,112	3,496,948	
	United Kingdom. Lb.	170	398	198	2,601	704
	\$	83	198	83	6,544	334
	United States..... Lb.	1,370,415	1,604,384	1,596,423	9,032,539	8,170,252
	\$	425,378	425,498	498,614	2,976,239	2,647,969
	Cuba..... Lb.	166,880	75,861	32,798	430,072	539,753
	\$	112,577	73,814	32,701	388,787	457,746
	Italy..... Lb.					
	Netherlands..... Lb.	39,605	16,111	9,708	89,099	143,340
	\$	81,475	13,522	7,720	116,691	174,776
Dutch E. Indies. Lb.	493	1,105	1,495	6,682	3,934	
\$	247	775	951	5,807	3,853	
Cigars.—(Cigares.)	Total imports ... Lb.	1,622	1,639	959	9,166	
	\$	12,141	11,833	6,963	62,457	
	United Kingdom. Lb.	16	5	8	15	117
	\$	53	60	71	680	679
	United States..... Lb.	91	67	35	283	411
	\$	691	363	198	1,809	2,716
Cuba..... Lb.	1,515	1,483	900	8,132	7,249	
	\$	11,386	10,759	6,591	56,319	52,881
Cigarettes.—(Cigarettes.)	Total imports ... Lb.	7,355	6,169	6,036	29,783	
	\$	22,431	18,437	19,057	99,584	
	United Kingdom. Lb.	1,829	1,777	1,998	14,188	11,128
	\$	10,010	8,451	9,807	55,697	58,271
	United States..... Lb.	5,428	4,335	3,920	17,821	20,006
\$	12,051	9,718	8,845	41,622	47,356	
Snuff.—(Tabac à priser.)	Total imports ... Lb.	913	295	493	3,475	
	\$	1,744	651	1,259	7,015	
	United Kingdom. Lb.	460	200	375	1,955	1,776
	\$	1,414	578	1,139	5,880	5,265
United States..... Lb.	453	84	112	1,365	1,380	
	\$	339	65	103	1,099	1,061
Tobacco, cut.—(Tabac haché.)	Total imports ... Lb.	31,557	21,416	26,888	169,961	
	\$	64,759	51,719	49,583	326,796	
	United Kingdom. Lb.	13,307	11,087	6,038	64,328	59,317
	\$	45,631	37,630	30,303	222,615	205,013
United States..... Lb.	15,744	11,828	15,335	81,732	91,381	
	\$	17,831	13,297	17,785	97,583	101,813

IMPORTS into Canada for Consumption, etc.—Continued.

Articles and Countries from which Imported.	Months, 1929			Six Months ending September		
	July	August	September	1928	1929	
TOBACCO—Concluded.—TABAC—fin.						
All other manufactures of tobacco, n.o.p.— (Tous autres tabacs manufacturés, n.a.é.)	Total imports . . . Lb	8,556	6,986	5,590	32,451	36,537
	\$	29,709	16,856	13,114	75,307	87,894
	United Kingdom. Lb.	8,364	6,801	5,163	29,415	34,994
	\$	20,542	16,653	12,719	71,850	86,007
	United States Lb.	171	183	202	2,936	1,295
	\$	146	202	341	3,210	1,808
Total Tobacco.—(Total, tabac.)	Total imports . . . Lb	1,629,422	1,737,655	1,680,630	9,807,248	9,132,142
	\$	741,918	613,296	630,029	4,068,080	3,877,713
	United Kingdom. Lb.	21,145	20,236	16,648	109,661	108,036
	\$	77,733	63,540	54,119	363,288	355,569
	United States Lb.	1,392,302	1,620,881	1,616,027	9,139,673	8,285,625
	\$	456,430	449,143	525,888	3,121,679	2,806,323
OTHER AGRICULTURAL AND VEGETABLE PRODUCTS—OTHER THAN FOOD, N.O.P.						
AUTRES PRODUITS AGRICOLES ET SUBSTANCES VÉGÉTALES, NON ALIMENTAIRES, N.A.É.						
Beans, locust, and locust bean meal— (Caroube et farine de caroube.)	Total imports . . . Lb	600	4,543		6,865	13,368
	\$	119	299		768	2,149
	United Kingdom. Lb.	600	600			1,200
	\$	119	138			257
	United States Lb.		3,943		6,865	12,168
	\$		161		768	1,892
Bristles, n.o.p.—(Pilonnets, n.a.é.)	Total imports . . . Lb.		50	383	1,744	795
	\$		46	292	1,922	647
	United Kingdom. Lb.					
	\$					
	United States Lb.		50	383	1,744	795
	\$		46	292	1,922	647
Broom corn.—(Millet à balais.)	Total imports . . . \$	28,098	28,997	19,205	163,386	163,224
	United Kingdom. \$				112	
	United States \$	20,068	28,997	19,205	160,905	163,224
Cassava flour, when imported by manufacturers of explosives, for use exclusively in the manufacture of such articles in their own factories.—(Cassave moulue ou farine de manioc importée par les fabricants d'explosifs, pour servir exclusivement à cette fabrication, dans leurs propres manufactures.)	Total imports . . . Lb.					
	\$					
	United Kingdom. Lb.					
	\$					
	United States Lb.					
	\$					
Cattle food containing molasses.—(Pro-vende animale contenant de la mélasse.)	Total imports . . . \$		163	389	886	1,538
	United Kingdom. \$		139	278	875	1,403
	United States \$		24		11	24
Drugs, crude, such as barks, flowers, roots, berries, balsams, bulbs, fruits, insects, grains, gums and gum resins, herbs, leaves, nuts, fruit and stem seeds— —which are not edible and which are in a crude state and not advanced in value by refining or grinding or any other process of manufacture, n.o.p.— (Drogues à l'état naturel, telles que écorces, fleurs, racines, fèves, baies, baumes, bulbes, fruits, insectes, grains, gommes et gommes résineuses, herbes, feuilles, noix, graines et pépins de fruit qui ne sont pas comestibles à l'état naturel, n'ayant subi aucune opération qui en ait augmenté la valeur, n.a.é.)	Total imports . . . \$	17,552	10,718	26,139	124,739	125,511
	United Kingdom. \$	148	515	178	1,256	1,885
	United States \$	14,755	8,593	23,036	98,794	107,220
	Hong Kong \$	1,733	1,519	1,005	12,874	11,253
	Japan \$				7,232	
Hay.—(Foin.)	Total imports . . . Ton	167	370	314	2,372	1,408
	\$	2,675	6,236	3,992	39,561	21,182
	United Kingdom. Ton					
	\$					
	United States Ton	167	370	314	2,372	1,408
	\$	2,675	6,236	3,992	39,561	21,182
Ivory nuts (vegetable).—(Noix de corozo ou ivoire végétal.)	Total imports . . . \$	3,124	3,316	2,549	31,948	25,832
	United Kingdom. \$				2,572	
	United States \$	1,241	3,316	2,549	29,376	22,066

IMPORTATIONS au Canada pour consommation, etc.—*Suite.*

Articles et pays de provenance.	Mois, 1929			Six mois terminés avec septembre	
	Juillet	Août	Septembre	1928	1929
Kelp, sea grass and sea weed, not coloured, nor further manufactured than dried, cleaned, cut to size, ground and sifted.— (Herbes marines, algues, varech, non colorées, non autrement ouvrées que séchées, nettoyées, coupées par grandeur, moulues et tamisées.)	Total imports . . . Cwt.	19	9	34	182
	\$	258	141	645	5,979
	United Kingdom . . . Cwt.				10
	United States . . . Cwt.	5	2	15	125
	\$	54	9	339	3,976
					80
					709
Litmus and all lichens, prepared or not.— (Tourne-sol et tous lichens, préparés ou non.)	Total imports . . . Lb.	220		529	334
	\$	190		112	224
	United Kingdom . . . Lb.				
	United States . . . Lb.			529	114
	\$			112	34
Manures, vegetable.—(Fumiers végétaux.)	Total imports . . . Cwt.		771	2,219	2,990
	\$		2,447	3,726	14,034
	United Kingdom . . . Cwt.				39
	United States . . . Cwt.		771	539	94
	\$		2,447	2,250	19,530
					1,310
					4,697
Moss, Iceland and other mosses not coloured, nor further manufactured than dried, cleaned, cut to size, ground and sifted.—(Mousse d'Islande et autres mousses non colorées, non autrement ouvrées que séchées, nettoyées, coupées par grandeur, moulues et tamisées.)	Total imports . . . Cwt.	3,070	2,557	2,833	12,007
	\$	6,971	8,649	8,265	34,426
	United Kingdom . . . Cwt.			1	1
	United States . . . Cwt.	989	1,100	2,821	7,074
	\$	5,973	7,548	8,161	27,300
					18
					6
					18
					7,234
					37,697
Mucilage and adhesive paste, including vegetable glue.—(Mucilage et colle de pâte, y compris colle forte végétale.)	Total imports . . . \$	16,119	15,187	11,376	84,979
	United Kingdom . . . \$	763	2,041	834	4,086
	United States . . . \$	11,261	13,146	10,449	75,303
					6,786
					69,408
Palm leaf, unmanufactured.—(Feuilles de palmier, non ouvrées.)	Total imports . . . \$				170
	United Kingdom . . . \$				
	United States . . . \$				100
Peanut shells or peanut hull meal for use in the manufacture of explosives.—(Fécules d'arachides ou farine d'écailles d'arachides servant à la fabrication des explosifs.)	Total imports . . . Cwt.				
	\$				
	United Kingdom . . . Cwt.				
	United States . . . Cwt.				
	\$				
Roots, medicinal, viz.: alkamot, crude, crushed or ground,aconite, calumba, folia digitalis, gentian, ginseng, jalap, ipsecuantha, iris, orris root, liquorice, sarsaparilla, squills, taraxacum, rhubarb and valerian, unground.—(Racines médicinales, savoir: d'aconnette, à l'état naturel, broyées ou moulues, d'aconit, de colombo, de digitale, de gentiane, de ginseng, de jalap, d'ipsecuantha, d'iris, d'orrisse, de réglisse, de salsaparille, de seille, de pissenlit, de rhubarbe et de valériane, non moulues.)	Total imports . . . \$	962	6,648	2,351	21,752
	United Kingdom . . . \$	84	124	276	415
	United States . . . \$	712	6,202	1,067	11,476
					336
					13,475
Starch, corn starch and all preparations having the qualities of starch, n.o.p.— (Amidon, amidon de maïs et toutes préparations ayant les qualités de l'amidon, n.a.f.)	Total imports . . . Lb.	215,515	727,973	91,837	1,100,616
	\$	9,564	12,390	5,462	62,723
	United Kingdom . . . Lb.	10,914	7,820	221	69,286
	United States . . . Lb.	877	741	18	4,670
	\$	196,608	213,725	88,002	1,009,817
		8,384	11,568	5,108	56,916
					785,863
					41,023
Starch, potato, and potato flour.—(Amidon et féoule de pommes de terre.)	Total imports . . . Lb.	410,571	327,333	151,002	2,328,266
	\$	16,720	10,720	4,876	109,174
	United Kingdom . . . Lb.		112		6,738
	United States . . . Lb.		5		316
	\$	153,828	60,206	40,477	752,003
	\$	9,846	3,450	2,018	54,703
Netherlands . . . Lb.	244,819	266,915	110,476	1,556,291	1,606,240
	\$	6,384	7,261	2,841	53,197
					43,218
Straw.—(Paille.)	Total imports . . . Ton				16
	\$				97
	United Kingdom . . . Ton				
	United States . . . Ton				16
	\$				97
					1
					10

IMPORTS into Canada for Consumption, etc.—Continued.

Articles and Countries from which Imported.		Months, 1929			Six Months ending September	
		July	August	September	1928	1929
OTHER AGRICULTURAL AND VEGETABLE PRODUCTS—OTHER THAN FOOD, N.O.P.—Concluded.						
AUTRES PRODUITS AGRICOLES ET SUBSTANCES VÉGÉTALES, NON ALIMENTAIRES, N.A.É.—fin.						
Straw pulp.—(Pulpe de paille.)	Total Imports \$	120			2,697	622
	United Kingdom. \$					
	United States..... \$	170			307	388
Tar, pine, crude, in packages of not less than 15 gallons, and pine pitch.—(Goudron de pin, brut, par quantités d'au moins 15 gallons, et poix de pin.)	Total imports Gal.	32,283	28,155	32,153	200,844	246,076
	\$	8,343	7,755	6,840	52,719	59,640
	United Kingdom Gal.	350	800	224	184	4,509
	\$	97	215	66	158	819
	United States... Gal.	26,870	20,213	22,085	186,147	186,818
	\$	7,074	5,531	4,374	48,864	46,310
Teasels.—(Chardon à foulon.)	Total Imports \$	523	782		2,293	1,797
	United Kingdom. \$				1,155	
	United States..... \$	523	15		1,138	1,030
Turpentine, raw or crude.—(Térébenthine à l'état naturel.)	Total Imports Lb.		65,269	43	94,818	66,307
	\$		3,219	11	5,661	3,291
	United Kingdom. Lb.					86
	\$					5
	United States... Lb.		65,269	43	94,818	66,221
	\$		3,219	11	5,661	3,286
Turpentine, spirits of.—(Térébenthine, esprit de.)	Total Imports Gal.	119,232	85,514	81,636	608,539	677,453
	\$	60,130	42,158	42,664	329,142	354,304
	United Kingdom. Gal.	37	7		26	48
	\$	61	15		18	79
	United States... Gal.	119,195	85,607	81,636	608,046	670,952
	\$	60,069	42,143	42,664	328,864	353,990
All other vegetable products, n.o.p., other than food.—(Toutes autres substances végétales, non alimentaires, n.a.é.)	Total Imports \$	99,169	92,988	103,043	479,654	575,187
	United Kingdom... \$	5,188	7,711	8,229	45,036	52,864
	United States..... \$	85,250	78,920	81,977	389,418	460,782
Total Agricultural and Vegetable Products.—B. Other Than Food.—(Total, produits agricoles et substances végétales—B. Non alimentaires.)	Total Imports \$	7,840,507	7,402,858	7,923,574	44,859,720	47,622,955
	United Kingdom... \$	3,433,360	3,190,396	3,567,653	18,894,700	19,592,035
	United States..... \$	3,356,766	3,077,754	2,697,528	19,153,680	19,754,506
Recapitulation—Agricultural and Vegetable Products (Except Chemicals, Fibres and Wood).—(Récapitulation—Produits agricoles et substances végétales (à l'exception des produits chimiques, des fibres et du bois).)	Total Imports \$	19,589,212	19,529,054	18,187,892	115,467,190	114,220,736
	United Kingdom. \$	4,135,803	3,906,909	4,418,259	23,814,163	24,156,964
	United States..... \$	8,735,338	8,596,043	7,421,140	50,961,881	51,041,527
ANIMALS AND ANIMAL PRODUCTS.						
(Except Chemicals and Fibres)						
ANIMAUX ET PRODUITS ANIMAUX						
(Excepté produits chimiques et textiles)						
ANIMALS, LIVING—ANIMAUX VIVANTS.						
ANIMAUX POUR EXHIBITION.						
ANIMAUX PRENANT PART AUX EXPOSITIONS.						
Cattle.—(Bêtes à cornes.)	Total Imports No.	227			148	220
	\$	65,925		850	21,835	66,775
	United Kingdom. No.					
	\$					
	United States..... No.	227		3	148	230
	\$	65,925		850	21,835	66,775
Hogs.—(Porcs.)	Total Imports No.		27			27
	\$		224			224
	United Kingdom. No.					
	\$					
	United States..... No.		27			27
	\$		224			224
Horses.—(Chevaux.)	Total Imports No.	812	1,303	387	5,208	3,842
	\$	309,696	361,820	132,450	1,543,250	1,100,708
	United Kingdom. No.			2	1	4
	\$			2,000	500	5,000
	United States..... No.	812	1,303	385	5,207	3,838
	\$	309,696	361,820	130,450	1,542,750	1,095,708

IMPORTATIONS au Canada pour consommation, etc.—*Suite.*

Articles et pays de provenance.		Mois, 1929			Six mois terminés avec septembre	
		Juillet	Août	Septembre	1928	1929
Sheep.—(Moutons.)	Total imports No.	51	87	332	138
	\$	1,275	1,700	10,520	2,975
	United Kingdom No.
All other animals for exhibition purposes.— (Tous autres animaux pour foires et expositions.)	Total imports No.	6,626	1,280	1,000	6,020	10,726
	\$	6,626	1,280	1,000	6,020	10,726
	United States No.	51	87	332	138
ANIMALS FOR IMPROVEMENT OF STOCK. ANIMAUX POUR L'AMÉLIORATION DE LA RACE.	Total imports No.
	\$
	United States No.
Assee.—(Ânes.)	Total imports No.
	\$
	United States No.
Cattle.—(Bêtes à cornes.)	Total imports No.	93	105	16	696	391
	\$	42,070	35,038	14,208	210,345	198,116
	United Kingdom No.	38	242	120
Chickens, newly hatched, commonly known as "day old chicks".— (Poussins nouveau-nés, connus comme "poussins d'un jour")	Total imports No.	63,533	7,150	1,946	991,029	822,264
	\$	6,634	696	140	116,244	102,868
	United States No.	63,533	7,150	1,046	991,029	822,264
Dogs.—(Chiens.)	Total imports No.	10	11	6	72	66
	\$	657	1,614	315	5,745	5,694
	United Kingdom No.	2	2	1	22	17
Fowls, domestic, pure bred.— (Volailles de basse-cour, de pure race.)	Total imports No.	299	100	2,097	4,415	3,550
	\$	778	869	4,538	10,904	9,260
	United Kingdom No.	9	24	12	52
Goats.—(Chèvres.)	Total imports No.	2	2
	\$	200	200
	United States No.	2	2
Hogs.—(Porcs.)	Total imports No.	3	18	2	23
	\$	130	1,600	55	1,930
	United Kingdom No.	18	19
Horses.—(Chevaux.)	Total imports No.	4	12	18	152	84
	\$	1,573	10,650	21,947	69,995	106,732
	United States No.	973	5,000	8,500	35,304	52,085
Rabbits, Angora, Chinchilla and saddle.— (Lapins, angora, chinchilla et zibelino.)	Total imports No.	14	12	11	382	65
	\$	331	138	352	3,979	1,272
	United States No.	14	12	8	298	11
Sheep.—(Moutons.)	Total imports No.	154	2	73	306	241
	\$	11,955	100	8,600	16,053	21,255
	United States No.	153	73	126	237
	Total imports No.	1	2	180	4
	\$	50	100	3,512	200

IMPORTS into Canada for Consumption, etc.—Continued.

Articles and Countries from which Imported.		Months, 1929			Six Months ending September	
		July	August	September	1928	1929
ANIMALS, LIVING—Concluded.—ANIMAUX VIVANTS—fin.						
COMMON "LIVE STOCK"—BÉTAIL COMMUN.						
Cattle, n.o.p.—(Bêtes à cornes, n.a.é.)	Total imports....	No.	11	16	236	52
		\$	2,650	2,910	30,981	13,146
	United Kingdom....	No.			1	5
		\$			125	1,251
Hogs, n.o.p.—(Pores, n.a.é.)	Total imports....	No.	11	16	235	47
		\$	2,650	2,910	30,856	11,895
	United Kingdom....	Lb.				
		\$			109,490	85
Horses, over one year old, valued at \$50 or less per head.—(Chevaux de plus d'un an, évalués à \$50 ou moins par tête.)	Total imports....	No.	4	30	94	93
		\$	200	1,240	3,415	3,550
	United Kingdom....	No.			1	
		\$			49	
Horses, n.o.p.—(Chevaux, n.a.é.)	Total imports....	No.	121	96	2,148	517
		\$	8,705	8,631	166,081	75,654
	United Kingdom....	No.			5	28
		\$			28,784	17,147
Sheep, n.o.p.—(Moutons, n.a.é.)	Total imports....	No.	7	52	1,693	59
		\$	105	339	11,907	444
	United Kingdom....	No.			13	7
		\$			26	105
OTHER ANIMALS, LIVING. AUTRES ANIMAUX VIVANTS.						
Bees.—(Abeilles.)	Total imports....	\$	873		64,268	60,536
	United Kingdom....	\$				
	United States....	\$	873		64,268	60,536
		\$				
Foxes.—(Renards.)	Total imports....	No.		10	4	22
		\$		1,200	500	2,700
	United Kingdom....	No.				
		\$			10	22
Leeches.—(Sanguées.)	Total imports....	\$	88	53	123	573
	United Kingdom....	\$				
	United States....	\$	88	53	123	573
		\$				
Pigeons, homing and messenger, pheasants and quails.—(Pigeons domestiques et voyageurs, faisans et caillies.)	Total imports....	\$	1,793	1,959	1,691	4,881
	United Kingdom....	\$	321		253	321
	United States....	\$	1,472	1,959	1,438	4,190
		\$				
Turtles.—(Tortues.)	Total imports....	\$	312	202	1,830	2,304
	United Kingdom....	\$				
	United States....	\$	312	202	1,815	2,304
		\$				
All other animals, living, n.o.p.—(Tous autres animaux vivants, n.a.é.)	Total imports....	\$	11,785	7,917	19,933	36,202
	United Kingdom....	\$	1,027	645	274	7,468
	United States....	\$	10,553	7,122	16,833	27,921
		\$				
Total Animals, Living.—(Total, animaux vivants.)	Total imports....	\$	474,232	437,510	2,355,237	1,854,696
	United Kingdom....	\$	14,585	17,648	178,570	141,950
	United States....	\$	459,442	417,757	187,243	2,173,854
		\$				
BONE, IVORY AND SHELL PRODUCTS. PRODUITS DE L'OS, DE L'IVOIRE ET DE L'ÉCAILLE.						
BONES, HOOPS, HORNS AND THEIR PRODUCTS. OS, SABOTS, CORNES ET LEURS DÉRIVÉS.						
Bones, crude.—(Os bruts.)	Total imports....	Cwt.	414	20,028	15	941
		\$	958	39,240	394	2,213
	United Kingdom....	Cwt.	1			4
		\$	40			114
Total Animals, Living.—(Total, animaux vivants.)	Total imports....	Cwt.	413	20,028	15	931
		\$	909	39,240	394	2,022
	United States....	Cwt.				
		\$				

IMPORTATIONS au Canada pour consommation, etc.—*Suite.*

Articles et pays de provenance.	Mois, 1929			Six mois terminés avec septembre	
	Juillet	Août	Septembre	1928	1929
Bone dust, charred bone, bone ash, bone meal and bone flour.—(Os pulvérisés, os calcinés, cendres d'os, féoule d'os et farine d'os.)	Total imports . Cwt.	2,902	5,041	3,282	28,904
	\$	8,177	18,582	9,611	97,677
	United Kingdom Cwt.	1,520	1,516	1,880	6,362
	\$	2,540	3,140	3,632	20,257
United States... Cwt.	1,382	2,527	1,402	17,879	
\$	5,637	11,588	5,370	60,860	29,967
Bone pitch, crude only.—(Poix d'os à l'état brut.)	Total imports . Cwt.	17	10		329
	\$	100	34		1,202
	United Kingdom Cwt.				68
	\$				470
United States . Cwt.	17	10		261	
\$	100	34		732	
					383
Hoofs, horn strips, horn and horn tips, in the rough, not polished or otherwise manufactured than cleaned.—(Sabots, cornes, rognures et déchet de cornes, bruis, non polis ou autrement ouvrés que nettoyés.)	Total imports . Cwt.	438	462		2,837
	\$				
	United Kingdom . Cwt.				
	\$				
United States . Cwt.					
\$					
					582
					857
Whalebone, unmanufactured.—(Fanons de baleine, non ouvrés.)	Total imports . Lb.			560	672
	\$			91	176
	United Kingdom Lb.			560	672
	\$			91	176
United States . Lb.					
\$					
					365
					1,762
					365
					1,762
					365
IVORY AND ITS PRODUCTS.					
IVOIRE ET SES TRANSFORMATIONS.					
Ivory, unmanufactured.—(Ivoire, non ouvré.)	Total imports . Lb.	30	8		312
	\$	300	58		2,323
	United Kingdom Lb.	8	8		8
	\$		58		1
United States . Lb.				122	
\$				1,835	
					88
					471
					8
					58
					50
					113
Ivory, veneers of, unmanufactured.—(Ivoire, placages de, non ouvrés.)	Total imports . \$				
	United Kingdom . \$				
	United States . \$				
Ivories, piano key.—(Touches de piano en ivoire.)	Total imports . \$	5,184	1,641	2,565	20,058
	United Kingdom . \$	2,954	174	1,056	9,272
	United States . \$	2,230	855	1,449	10,639
Ivory or bone dice, draughts, chessmen, etc.—(Dés, dames, échecs, etc., en os ou en ivoire.)	Total imports . \$	185	980	51	112
	United Kingdom . \$	22	2	30	46
	United States . \$	120	44	21	54
Ivory, manufactures of, n.o.p.—(Articles en ivoire, n.a.f.)	Total imports . \$	270	123	427	3,550
	United Kingdom . \$	20	52	59	690
	United States . \$	83	54	44	885
					582
					605
SHELLS AND THEIR PRODUCTS.					
ÉCAILLE ET SES DÉRIVÉS.					
Button blanks of animal shell, in the rough.—(Boutons en écaille animale, seulement ébauchés.)	Total imports . \$	5,927	5,604	5,018	30,428
	United Kingdom . \$				
	United States . \$	449	512	5,018	6,794
	\$	5,478	4,602		3,404
China . \$				20,230	
Japan . \$		490		1,342	
Pearl, mother of, unmanufactured.—(Nacre, non ouvrée.)	Total imports . \$	1,052	1,549	2,726	21,852
	United Kingdom . \$				
	United States . \$	1,052	1,549	2,726	21,852
					9,382
					9,382
Tortoise and other shells, unmanufactured.—(Écaille de tortue et autres écailles, non ouvrées.)	Total imports . \$			16	10,642
	United Kingdom . \$				
	United States . \$			16	10,635
					3,499
					3,499
Shells, n.o.p., crushed or ground.—(Écaille, n.a.f., pulvérisée ou moulue.)	Total imports . \$	5,362	6,938	7,877	34,296
	United Kingdom . \$				
	United States . \$	5,362	6,938	7,877	34,041
					18
					40,097
Total Bone, Ivory and Shell Products.—(Total, produits de l'os, de l'ivoire et de l'écaille.)	Total imports . \$	27,953	75,270	28,116	227,358
	United Kingdom . \$	5,585	3,426	4,868	31,026
	United States . \$	15,942	60,814	22,924	150,931
					222,405
					25,031
					143,141

IMPORTS into Canada for Consumption, etc.—Continued.

Articles and Countries from which Imported.	Months, 1929			Six Months ending September		
	July	August	September	1928	1929	
FEATHERS AND QUILLS.						
PLUMES ET TIGES DE PLUMES.						
Feathers, bed and other, undressed, n.o.p. (Plumes de literie et autres, non apprêtées, n.a.é.)	Total imports ... \$	19,790	12,954	17,821	57,739	91,923
	United Kingdom	628	4,349	3,674	1,890	11,277
	United States	9,734	4,607	9,222	35,336	51,108
	China	8,183			6,871	8,098
	Denmark		3,092	4,126	12,053	12,615
Feathers, bed and other, dressed, n.o.p.— (Plumes de literie et autres, apprêtées, n.a.é.)	Total imports ... \$		163		334	267
	United Kingdom				9	26
	United States				325	98
Feathers, fancy, undressed.—(Plumes de fantaisie, non apprêtées.)	Total imports ... \$	154			1,332	1,036
	United Kingdom	50			93	78
	United States				667	432
Feathers, ostrich, dressed.—(Plumes d'autruche, apprêtées.)	Total imports ... \$				43	
	United Kingdom					
	United States				43	
Feathers, fancy, n.o.p., and manufactures of feathers, n.o.p.—(Plumes de fantaisie, n.a.é., et ouvrages en plumes, n.a.é.)	Total imports ... \$	3,676	7,421	12,342	48,963	28,826
	United Kingdom	240	2,783	9,542	20,944	14,400
	United States	2,525	1,470	1,171	12,304	6,943
	France	859	2,876	1,542	10,880	6,747
	Germany	18	292	87	4,752	642
Featherbone, plain or covered, in coils.— (Tiges de plumes enroulées, unies ou recouvertes.)	Total imports ... \$	26	72	101	156	427
	United Kingdom					
	United States	26	72	101	156	427
Quills in their natural state or unplumed.— (Tiges de plumes ou plumes débarbées.)	Total imports ... \$	300	162	200		1,015
	United Kingdom					
	United States	300	162	200		1,015
Total Feathers and Quills.—(Total, plu- mes et tiges de plumes.)	Total imports ... \$	23,946	28,772	30,464	108,567	123,564
	United Kingdom	918	7,332	13,216	22,936	25,841
	United States	12,585	6,311	10,694	48,831	60,023
FISHERY PRODUCTS, N.O.P.—PÊCHERIES, N.A.É.						
FISH, FRESH OR FROZEN.						
POISSON, FRAIS OU CONGELÉ.						
Cod, haddock and pollock, fresh.—(Mo- rue, églefin et merlan frais.)	Total imports ... Lb.	42,094	107,005	81,128	593,022	349,641
	\$	1,233	2,998	2,210	24,604	12,169
	United Kingdom					
	United States	20,151	46,396	33,938	522,307	225,354
	\$	913	2,066	1,479	22,866	8,820
	Newfoundland	21,943	60,609	47,190	70,715	164,287
	\$	320	932	731	1,738	3,349
Halibut, fresh.—(Flétan, frais.)	Total imports ... Lb.	72,648	7,713	33,184	693,499	491,001
	\$	7,790	857	4,573	72,087	55,999
	United Kingdom					
	United States	8,269	3,561	4,241	389,544	33,037
	\$	706	348	377	39,261	2,709
	Newfoundland	64,378	4,152	28,943	303,955	337,483
	\$	7,084	500	4,156	32,826	38,845
	Alaska					120,481
	\$					14,436
Herrings, fresh.—(Hareng, frais.)	Total imports ... Lb.		125	50		69,555
	\$		6	6		2,040
	United Kingdom					
	United States			50		50
	\$			6		6
	Newfoundland		125			69,305
	\$		6			2,068
Live fish and fish eggs for propagating purposes.—(Poisson vivant et œufs de poisson pour la pisciculture.)	Total imports ... \$	4,113			13,572	8,268
	United Kingdom					
	United States	4,113			13,572	8,268
Lobsters, fresh.—(Homard, frais.)	Total imports ... Lb.	7,468	2,363	189	25,088	56,839
	\$	1,156	276	116	3,844	5,005
	United Kingdom					
	United States		337	189	1,616	621
	\$		169	116	933	343
	Newfoundland	7,468	2,026		23,472	56,218
	\$	1,156	107		2,911	4,662

IMPORTATIONS au Canada pour consommation, etc.—*Suite.*

Articles et pays de provenance.		Mois, 1919			Six mois terminés avec septembre	
		Juillet	Août	Septembre	1918	1919
Mackerel, fresh.—(Maquereau, frais.)	Total imports ... Lb. \$	987	2,121	1,930	40,428	24,321
	United Kingdom... Lb. \$	79	181	143	3,272	2,116
	United States... Lb. \$	987	2,121	1,930	40,428	24,321
		79	181	143	3,272	2,116
Oysters, seed and breeding, imported for the purpose of being planted in Canadian waters.—(Najssains et huîtres pour la reproduction, importés pour être déposés dans des eaux canadiennes.)	Total imports ... \$				4,644	4,863
	United Kingdom... \$					
	United States... \$				4,500	4,800
Oysters in the shell.—(Huîtres, non écaillées.)	Total imports ... Brl. \$	10	5	63	146	194
	United Kingdom... Brl. \$	95	39	621	1,430	2,034
	United States... Brl. \$	10	5	63	146	194
		95	39	621	1,430	2,034
Oysters, shelled, in bulk.—(Huîtres écaillées, en bidons ou en barils.)	Total imports ... Gal. \$	402	416	2,635	8,592	9,988
	United Kingdom... Gal. \$	833	853	6,682	20,226	23,315
	United States... Gal. \$	402	416	2,635	8,592	9,988
		833	853	6,682	20,226	23,315
Salmon, fresh.—(Saumon, frais.)	Total imports ... Lb. \$	342,022	39,744	3,448	696,775	654,309
	United Kingdom... Lb. \$	50,333	4,656	305	98,975	89,257
	United States... Lb. \$	847	2,520	648	15,221	7,478
	Newfoundland... Lb. \$	144	508	165	2,822	4,362
	Alaska... Lb. \$	341,175	28,224	2,800	681,554	546,771
		50,189	4,148	140	96,153	78,884
						60
Squid.—(Encornet.)	Total imports ... \$	394	498	225	7,789	4,237
	United Kingdom... \$			15	103	15
	United States... \$	254	295	64	1,623	1,366
	Hong Kong... \$	120	158	190	4,247	2,300
All other fish, fresh.—(Tout autre poisson frais.)	Total imports ... Lb. \$	69,881	117,749	90,239	423,905	578,812
	United Kingdom... Lb. \$	7,963	15,585	10,481	51,118	70,046
	United States... Lb. \$	1,512	80		4,900	4,042
	Newfoundland... Lb. \$	76	5		2,038	708
	Alaska... Lb. \$	54,020	112,079	83,507	390,827	495,571
		6,874	15,047	9,809	46,209	63,503
		273	310	1,008	34,697	3,396
Total Fish, Fresh or Frozen.—(Total poisson frais ou congelé.)	Total imports ... \$	73,989	25,872	25,422	391,621	270,410
	United Kingdom... \$	70	5	15	2,111	723
	United States... \$	14,013	19,509	19,510	156,834	118,472
FISH, SALTED, DRIED, SMOKED OR PICKLED. POISSON SALÉ, SÉCHÉ, FUMÉ OU MARINÉ.						
Cod, haddock and pollock, dried.—(Morue, églefin et merlan, séchés.)	Total imports ... Lb. \$	4,510	26,349	55,763	728,703	126,676
	United Kingdom... Lb. \$	225	1,274	2,862	34,193	6,221
	United States... Lb. \$		850	240	400	1,490
	Newfoundland... Lb. \$	4,510	25,499	55,523	728,303	125,186
Cod, haddock and pollock, smoked.—(Morue, églefin et merlan, fumés.)	Total imports ... Lb. \$	100	25		2,700	125
	United Kingdom... Lb. \$	11	2		519	13
	United States... Lb. \$				2,700	
	Newfoundland... Lb. \$	100	25		510	125
	11	2			13	

IMPORTS into Canada for Consumption, etc.—Continued.

Articles and Countries from which Imported.	Months, 1929			Six Months ending September	
	July	August	September	1928	1929
FISHERY PRODUCTS, N.O.P.—Continued. PÊCHERIES, N.A.É.—suite.					
FISH, SALTED, DRIED, SMOKED OR PICKLED —Concluded.					
POISSON SALÉ, SÉCHÉ, FUMÉ OU MARINÉ —fin.					
Cod, haddock and pollock, wet salted or pickled.—(Morue, égéfin et merlan, en saumure ou marinés.)	Total imports.... Lb. \$	500	5,557	800	293,643
		36	223	105	11,215
	United Kingdom... Lb. \$				
	United States.... Lb. \$	200	200	800	2,448
	Newfoundland.... Lb. \$	21	27	105	327
		200	5,032		291,120
		10	186		10,882
Herrings, pickled or salted.—(Hareng, mariné ou salé.)	Total imports.... Lb. \$	164,589	1,294,146	664,966	2,159,826
		8,839	41,797	32,915	99,884
	United Kingdom... Lb. \$	119,265	241,335	249,815	633,290
		7,526	15,397	18,189	47,240
	United States.... Lb. \$	2,330	120,355	37,345	232,085
		250	5,396	2,733	23,711
	Newfoundland.... Lb. \$	41,800	929,700	309,000	1,186,656
		1,050	20,870	8,078	21,810
	Netherlands..... Lb. \$			68,800	103,018
				3,945	6,828
Herrings, smoked.—(Hareng, fumé.)	Total imports.... Lb. \$	1,400	2,982	16,279	1,990
		196	406	2,029	314
	United Kingdom... Lb. \$	1,400		16,025	1,400
		196		1,990	161
	United States.... Lb. \$		325	245	500
			54	39	150
	Newfoundland.... Lb. \$				
					4,015
					257
Mackerel, pickled.—(Maquereau, mariné.)	Total imports.... Lb. \$				
	United Kingdom... Lb. \$				
	United States.... Lb. \$				
Salmon, pickled or salted.—(Saumon, mariné ou salé.)	Total imports.... Lb. \$	835	4,825	39,110	106,000
		251	774	1,529	7,489
	United Kingdom... Lb. \$				
	United States.... Lb. \$	835	825	1,110	3,600
		251	248	328	987
	Newfoundland.... Lb. \$		4,000	38,000	102,400
			526	1,201	6,502
					1,727
Salmon, smoked.—(Saumon, fumé.)	Total imports.... Lb. \$	1,059	692	1,684	11,721
		430	280	677	2,944
	United Kingdom... Lb. \$				
	United States.... Lb. \$	1,059	692	1,684	7,701
		430	280	677	2,137
Fish, dried, n.o.p.—(Poisson, séché, n.a.é.)	Total imports.... Lb. \$	19,252	13,285	25,774	95,010
		4,351	3,515	4,819	25,721
	United Kingdom... Lb. \$	170			2,999
		17			351
	United States.... Lb. \$	10,218	6,239	4,684	15,870
		1,052	661	933	3,529
	Hong Kong..... Lb. \$	2,723	1,320	1,730	19,479
		803	384	421	6,267
	Japan..... Lb. \$	5,641	3,825	3,004	36,995
		2,414	2,312	1,872	14,240
Fish, all other, pickled or salted.—(Tout autre poisson, mariné ou salé.)	Total imports.... Lb. \$	19,272	82,996	418,376	167,742
		1,652	4,848	20,258	18,926
	United Kingdom... Lb. \$				210
					852
	United States.... Lb. \$	4,522	3,762	6,994	21,476
		803	573	1,123	3,760
	Newfoundland.... Lb. \$		76,754	392,000	89,965
			3,651	17,093	4,210
					34,106
					4,984
					489,354
					21,736

IMPORTATIONS au Canada pour consommation, etc.—*Suite.*

Articles et pays de provenance.	Mois, 1929			Six mois terminés avec septembre	
	Juillet	Août	Septembre	1928	1929
Fish, all other, smoked or boneless.— (Tout autre poisson, fumé ou sans arêtes.)	Total imports ... Lb. \$ 652 476	87 63	525 134	42,568 7,409	5,478 1,657
	United Kingdom... Lb. \$ 100 12	12 12	12 12	1,033 134	436 44
	United States... Lb. \$ 652 476	87 63	425 126	31,160 5,824	4,903 1,587
Total Fish, Salted, Dried, Smoked or Pickled.—(Total, poisson salé, séché, fumé ou mariné.)	Total imports ... Lb. \$ 203,169 16,570	1,430,944 53,188	1,221,262 65,362	3,609,814 288,637	3,116,931 168,583
	United Kingdom... Lb. \$ 120,835 7,739	241,435 15,397	265,940 20,104	638,932 47,945	655,058 45,078
	United States... Lb. \$ 19,816 3,293	133,345 7,419	53,524 6,089	317,940 41,315	270,316 27,635
FISH, PRESERVED OR CANNED, N.O.P. POISSON EN CONSERVE OU EN BOÎTE, N.A.É.					
Herrings, canned.—(Hareng, en boîte.)	Total imports ... Lb. \$ 29,074 2,943	78,243 8,124	79,496 7,966	461,124 51,831	360,482 37,449
	United Kingdom... Lb. \$ 16,446 1,768	41,746 4,482	63,676 6,640	269,088 34,200	221,626 23,978
	United States... Lb. \$ 84 25	84 25	44 11	41,559 193	341 71
	Norway... Lb. \$ 10,548 1,088	36,413 3,617	15,770 1,306	168,465 16,945	131,579 13,150
Lobsters, canned, n.o.p.—(Homard, en boîte, n.a.é.)	Total imports ... Lb. \$ 63,359 24,222	68,458 24,896	34,400 15,619	89,202 39,256	226,622 86,624
	United Kingdom... Lb. \$ 48 28	24 27	24 27	96 66	66 66
	United States... Lb. \$ 63,311 24,194	68,458 24,896	34,376 14,992	82,202 39,256	225,926 85,958
Oysters, canned, in cans not over one pint. (Huitres, en boîte ne contenant pas plus d'une chopine.)	Total imports ... Can \$ 7,476 1,115	13,968 1,834	2,256 306	142,402 24,429	148,608 21,203
	United Kingdom... Can \$ 7,176 1,115	13,968 1,834	2,256 306	142,284 24,410	143,208 20,703
	United States... Can \$ 1,115 1,834	1,834 1,834	306 306	24,410 24,410	20,703 20,703
Oysters, canned, in cans over one pint but not over one quart.—(Huitres, en boîte contenant plus d'une chopine mais pas plus d'une pinte.)	Total imports ... Can \$ 112 59				112 59
	United Kingdom... Can \$ 112 59				112 59
	United States... Can \$ 112 59				112 59
Oysters, canned, in cans exceeding one quart.—(Huitres, en boîte contenant plus d'une pinte.)	Total imports ... Quart \$ 13 7		123 69	49 52	197 136
	U. Kingdom... Quart \$ 13 7		122 69	49 52	197 136
	United States... Quart \$ 13 7		122 69	49 52	197 136
Oysters, prepared or preserved, n.o.p.— (Huitres, préparées ou en conserve, n.a.é.)	Total imports ... Lb. \$ 270 84	555 383	610 504	10,325 7,849	10,066 7,326
	United Kingdom... Lb. \$ 120 50	150 54	196 80	1,969 980	1,970 1,112
	United States... Lb. \$ 120 50	405 54	610 80	8,286 980	8,066 1,112
	Hong Kong... Lb. \$ 17 17	329 329	504 504	6,593 6,593	6,197 6,197
Salmon, canned, prepared or preserved, n.o.p.—(Saumon en boîte, préparé ou en conserve, n.a.é.)	Total imports ... Lb. \$ 167,125 23,566	3,945 1,169	56,438 11,796	154,804 26,832	284,049 65,400
	United Kingdom... Lb. \$ 2,486 768	100 114	892 360	2,586 892	2,586 892
	United States... Lb. \$ 107,125 23,566	355 111	55,850 11,541	114,980 19,473	279,879 64,093
	Newfoundland... Lb. \$ 23,566 1,104	111 290	11,541 135	19,473 7,090	64,093 425
Sardines, anchovies, sprats and other fish, packed in tin boxes weighing 8 ounces or less.—(Sardines, anchois, sprats et autres poissons, en boîte pesant 8 onces ou moins.)	Total imports ... Box \$ 1,489,141 122,918	1,179,277 96,409	1,062,691 93,193	4,198,712 327,647	4,910,988 391,442
	United Kingdom... Box \$ 5,876 382	7,700 455	4,300 287	26,813 1,747	31,776 1,967
	United States... Box \$ 20,252 2,027	19,547 2,128	4,596 413	32,107 3,419	93,882 8,061
	France... Box \$ 18,213 2,739	19,700 2,595	30,497 3,414	120,853 12,741	106,510 13,322
	Norway... Box \$ 1,429,500 116,416	1,119,430 90,644	1,005,360 87,280	3,929,030 301,286	4,617,970 362,374

IMPORTS into Canada for Consumption, etc.—Continued.

Articles and Countries from which Imported.	Months, 1929			Six Months ending September			
	July	August	September	1928	1929		
FISHERY PRODUCTS, N.O.P.—Concluded.							
PÊCHERIES, N.A.É.—fin.							
FISH, PRESERVED OR CANNED, N.O.P.—Concluded.							
POISSON EN CONSERVE OU EN BOÎTE, N.A.É.—fin							
Sardines, anchovies, sprats and other fish, packed in tin boxes weighing over 8 ounces and not over 12 ounces each.— (Sardines, anchois, sprats et autres poissons, en boîte, pesant plus de 8 onces, mais n'excédant pas 12 onces.)	Total imports Box	6,944	14,070	4,478	20,911	57,057	
	\$	781	1,347	660	4,372	5,567	
	United Kingdom	Box	3,400	10,212		32,932	
	\$	223	649			2,283	
	United States	Box	1,936	3,596	820	4,500	6,773
	\$	343	641	142	840	1,209	
	France	Box		262	1,578	13,975	3,572
	\$		57	330	3,111	783	
Sardines, anchovies, sprats and other fish, packed in tin boxes weighing over 12 ounces and not over 20 ounces each.— (Sardines, anchois, sprats et autres poissons, conservés dans l'huile ou autrement, en boîte pesant plus de 12 onces, mais n'excédant pas 20 onces.)	Total imports Box	25,956	31,984	31,814	21,236	125,163	
	\$	3,359	3,487	3,640	5,357	15,825	
	United Kingdom	Box	11,001	26,640	20,368	18	71,039
	\$	1,112	2,685	2,081	3	7,277	
	United States	Box	5,064	3,856	4,162	1,312	20,794
	\$	420	343	408	322	1,900	
Sardines, anchovies, sprats and other fish, packed in tin boxes weighing over 20 ounces and not over 36 ounces each.— (Sardines, anchois, sprats et autres poissons, en boîte pesant plus de 20 onces, mais n'excédant pas 36 onces.)	Total imports Box	9,336	1,728	1,758	10,171	23,962	
	\$	1,326	290	1,110	5,168	5,361	
	United Kingdom	Box	8,280	1,440		6	18,144
	\$	853	147			3	1,068
	United States	Box				04	50
	\$					85	6
	Hong Kong	Box	1,056	288	1,008	7,016	3,318
	\$	473	143	437	2,870	1,303	
Fish, preserved in oil, n.o.p.—(Poisson conservé dans l'huile, n.a.é.)	Total imports \$	9,793	6,024	6,656	39,320	47,566	
	United Kingdom	\$	88	96	82	228	
	United States	\$	5,236	3,539	4,227	23,187	30,424
	Hong Kong	\$	3,568	2,078	963	7,436	9,589
Fish, prepared or preserved, n.o.p.—(Poisson, préparé ou en conserve, n.a.é.)	Total imports \$	36,772	35,516	69,968	237,892	242,783	
	United Kingdom	\$	2,384	2,168	2,673	28,922	19,904
	United States	\$	16,241	12,300	56,455	109,564	135,773
	Japan	\$	14,057	16,431	5,291	73,752	62,868
	Norway	\$	2,993	4,080	4,158	21,582	18,861
Total Fish, Preserved or Canned, n.o.p.— (Total, poisson en conserve ou en boîte, n.a.é.)	Total imports \$	226,926	179,479	210,887	769,046	926,675	
	United Kingdom	\$	6,810	11,354	11,902	65,323	58,467
	United States	\$	49,033	20,375	73,599	179,435	263,667
OTHER FISHERY PRODUCTS, N.O.P.—AUTRES PRODUITS DES PÊCHERIES, N.A.É.							
Fish offal or refuse.—(Entrailles ou débris de poisson.)	Total imports Cwt.	3,925	6,000	1,200	11,635	13,299	
	\$	5,807	900	180	4,450	12,631	
	United Kingdom	Cwt.			500		
	\$				1,050		
	United States	Cwt.	3,925		1,535	6,099	
	\$	5,807			1,200	10,951	
Sponges of marine production.—(Sponge de mer.)	Total imports \$	13,483	6,594	5,000	55,000	53,478	
	United Kingdom	\$	1,046	1,038	562	3,851	4,143
	United States	\$	2,806	1,395	2,350	18,685	21,506
	Other Br. W. L.	\$	9,078	131	2,088	20,323	18,056
	Cuba	\$		3,797		5,968	9,077
Other articles, the produce of the fisheries, n.o.p.—(Autres produits des pêcheries, n.a.é.)	Total imports \$	9,753	7,995	16,992	41,311	51,900	
	United Kingdom	\$	20	20	583	101	
	United States	\$	5,429	4,530	4,007	24,246	29,360
Total Fishery Products, n.o.p.—(Total, pêcheries, n.a.é.)	Total imports \$	346,528	273,038	317,753	1,380,065	1,482,477	
	United Kingdom	\$	15,691	27,794	32,090	120,893	108,520
	United States	\$	80,581	53,428	106,164	421,776	471,591
FURS—FOURRURES.							
FURS, UNMANUFACTURED, PELLETERIES, NON OUVRÉES.							
Fur skins, undressed, the produce of marine animals.—(Pelleteries non préparées, provenant d'animaux marins.)	Total imports \$	8			11,220	1,368	
	United Kingdom	\$					
	United States	\$			8,635	360	
	Newfoundland	\$	8		2,585	948	

IMPORTATIONS au Canada pour consommation, etc.—*Suite.*

Articles et pays de provenance.		Mois, 1929			Trois mois terminés avec septembre	
		Juillet	Août	Septembre	1928	1929
Fur skins, undressed, fox—(Pelletteries non préparées, renard.)	Total imports ... \$	22,793	47,717	26,205	674,720	675,296
	United Kingdom ... \$		243		34,341	26,584
	United States ... \$	21,542	41,232	25,010	543,266	605,473
	Newfoundland ... \$	1,251	3,107	1,045	16,634	12,770
	France ... \$		2,238		11,122	10,108
	Germany ... \$		396		21,134	12,875
	Russia ... \$				40,616	
Fur skins, undressed, kolinsky.—(Pelletteries non préparées, kolinski.)	Total imports ... \$	25,889	21,228	23,920	372,756	352,340
	United Kingdom ... \$	596			40,751	7,972
	United States ... \$	20,189	21,228	23,872	184,468	205,699
	China ... \$	5,103		48	9,316	21,050
	Germany ... \$				17,653	17,709
	Russia ... \$				20,112	
Fur skins, undressed, mink.—(Pelletteries non préparées, vison.)	Total imports ... \$	26,701	34,865	5,717	379,761	229,972
	United Kingdom ... \$				5,020	4,171
	United States ... \$	23,376	30,130	5,717	346,174	203,926
	Japan ... \$	1,000			26,257	4,505
Fur skins, undressed, muskrat.—(Pelletteries non préparées, rat musqué)	Total imports ... \$	10,656	20,666	43,062	647,981	393,165
	United Kingdom ... \$					2,639
	United States ... \$	9,734	16,993	42,812	632,535	382,753
Fur skins, undressed, Persian lamb—(Pelletteries non préparées, mouton de Perse.)	Total imports ... \$	111,243	21,652	52,418	965,153	389,207
	United Kingdom ... \$				28,219	17,228
	United States ... \$	47,584	20,366	48,065	691,611	297,998
	China ... \$	63,659			153,627	64,020
	France ... \$				20,134	
	Germany ... \$		1,286	2,673	26,363	8,881
	Persia ... \$					
	Russia ... \$				25,200	
	Spain ... \$				20,646	
Fur skins, undressed, rabbit.—(Pelletteries non préparées, lapin.)	Total imports ... \$	50,992	66,315	94,036	199,040	263,525
	United Kingdom ... \$		1,968		1,227	1,968
	United States ... \$	50,510	64,259	93,826	101,700	256,018
	Belgium ... \$				76,803	
	China ... \$				1,803	132
	France ... \$				13,310	328
	Japan ... \$		82			2,707
Fur skins of all kinds, not dressed in any manner, n.o.p.—(Pelletteries de toutes sortes, non préparées d'aucune manière, n.a.é.)	Total imports ... \$	218,065	247,871	232,618	2,751,455	2,615,922
	United Kingdom ... \$	3,763	1,087	274	138,756	94,626
	United States ... \$	226,452	238,998	228,224	2,369,011	1,863,248
	Newfoundland ... \$	1,831	3,086	1,820	9,023	12,185
	China ... \$	724	614	8	27,905	7,029
	France ... \$				12,494	180
	Germany ... \$	2,129	513	2,169	56,237	42,645
	Russia ... \$				52,219	15,487
	Alaska ... \$	2,411	3,563		14,312	7,018
Fur tails in the raw state.—(Queues d'animaux à fourrure, à l'état brut.)	Total imports ... \$				508	75
	United Kingdom ... \$					
	United States ... \$				508	75
Astrakhan or Russian hare skins, and China goat skins, plutes or rugs, wholly or partially dressed, but not dyed.—(Peaux d'astrakan ou de lièvre russe et de chèvre chinoise, en moquettes ou tapis, totalement ou partiellement tannées ou mégissées, mais non teintées.)	Total imports ... \$	16,096	5,863	22,382	37,977	103,506
	United Kingdom ... \$	9,413			17,252	11,998
	United States ... \$	404	136	21,072	4,326	70,720
	China ... \$	6,219	5,607	710	19,399	20,790
Fur skins, wholly or partially dressed, n.o.p.—(Pelletteries partiellement ou entièrement préparées, n.a.é.)	Total imports ... \$	234,517	187,094	242,872	845,100	1,282,997
	United Kingdom ... \$	9,523	30,312	9,657	66,245	75,252
	United States ... \$	156,592	128,257	193,280	390,008	784,404
	Austria ... \$				3,877	3,502
	China ... \$	240		540	14,336	1,088
	France ... \$	58,340	25,096	57,923	357,113	330,144
	Germany ... \$	8,103	13,429	20,991	22,221	85,090
Hatters' furs, not on the skin.—(Poil pour chapeliers, séparé de la peau.)	Total imports ... \$	120,378	89,921	72,999	389,594	523,579
	United Kingdom ... \$	3,261	912	3,633	23,493	20,950
	United States ... \$	24,775	6,621	4,495	55,997	49,453
	Belgium ... \$	74,699	64,939	49,308	226,164	374,349
	Germany ... \$	17,458	17,449	15,563	83,940	78,642

IMPORTS into Canada for Consumption, etc.—Continued.

Articles and Countries from which Imported.		Months, 1929			Six Months ending September	
		July	August	September	1928	1929
FURS—Concluded.—FOURRURES—fin.						
FURS, MANUFACTURED. PELLETIERES OUVREES.						
Hats and caps of fur.—(Chapeaux et casquettes en fourrure.)	Total imports...	102		103	84	295
	United Kingdom. \$	102		143		245
	United States..... \$					
Muffs, tippets, capes, coats and cloaks of fur, and other manufactures of fur, n.o.p. (Manchons, étoles, pélerines, manteaux et pardessus de fourrure et autres articles en fourrure, n.a.é.)	Total imports...	20,312	80,119	60,034	127,732	215,931
	United Kingdom. \$	1,254	4,830	7,801	25,332	25,651
	United States..... \$	17,881	42,000	43,732	80,938	142,249
	France..... \$	313	21,248	7,742	15,350	34,046
Total Furs.—(Total, pelle'eries.)	Total imports...	877,771	833,251	916,456	7,306,081	6,168,120
	United Kingdom. \$	27,912	39,352	21,508	440,638	289,284
	United States..... \$	599,099	610,220	731,305	5,387,137	4,662,286
HIDES AND LEATHER. PEAUX ET CUIR.						
HIDES AND SKINS—PEAUX.						
Calf skins and kips, raw, whether dry, salted or pickled.—(Peaux de veau et vachette, brutes, salées à sec ou saumurées.)	Total imports. Cwt.	7,467	7,035	3,210	38,641	33,698
	\$	198,480	195,993	96,641	1,273,278	926,788
	United KingdomCwt.		301			301
	\$		4,807			4,807
	United States....Cwt.	7,467	6,139	3,054	37,742	32,324
	\$	198,480	171,460	92,898	1,243,517	897,424
New Zealand....Cwt.				490	322	
\$				17,629	11,088	
Germany.....Cwt.						
\$						
Cattle skins, raw, whether dry, salted or pickled.—(Peaux de vache, brutes, salées à sec ou saumurées.)	Total imports. Cwt.	14,350	32,417	33,875	218,096	144,757
	\$	203,138	528,695	519,868	5,296,837	2,187,540
	United KingdomCwt.	41		1,086	1,524	1,882
	\$	535		23,635	31,368	26,841
	United States....Cwt.	10,473	18,180	22,371	151,795	100,364
	\$	144,130	283,203	331,492	3,042,419	1,446,411
	Australia.....Cwt.	459	792	1,228	9,608	5,337
	\$	7,171	9,989	19,018	200,553	82,742
	New Zealand....Cwt.	362	307	1,275	5,572	3,738
	\$	4,049	4,897	16,928	137,203	53,065
Argentins.....Cwt.	2,053	12,592	6,986	38,737	31,450	
\$	46,190	223,647	125,348	1,027,512	551,682	
Sheep skins, raw, whether dry, salted or pickled.—(Peaux de mouton, brutes, salées à sec ou saumurées.)	Total imports. Cwt.	3,459	2,579	4,965	17,907	20,684
	\$	77,938	61,011	154,163	506,928	557,771
	United KingdomCwt.	69			526	86
	\$	3,461			14,317	4,075
	United States....Cwt.	3,390	2,541	4,750	15,304	18,991
	\$	74,477	62,503	151,484	430,116	512,932
	New Zealand....Cwt.				860	295
\$				27,692	9,123	
France.....Cwt.				1,043		
\$				20,845		
Other hides, skins and pelts, raw, n.o.p., whether dry, salted or pickled.—(Autres peaux brutes, n.a.é., salées à sec ou saumurées.)	Total imports. Cwt.	706	85	355	21,660	2,917
	\$	23,827	1,661	8,329	610,243	85,488
	United KingdomCwt.	448	1		402	451
	\$	20,000	91		7,750	20,150
	United States....Cwt.	251	84	349	10,358	2,026
	\$	3,544	1,570	8,115	341,622	45,766
	Br. S. Africa...Cwt.					
	\$				9,979	
British India...Cwt.				254,397		
\$				440		
Argentina.....Cwt.				20,036		
\$						
Total Hides and Skins.—(Total, peaux.)	Total imports. Cwt.	25,982	42,116	42,405	296,364	202,086
	\$	563,683	780,360	779,001	7,717,286	3,757,587
	United KingdomCwt.	558	392	1,086	2,452	2,810
	\$	23,900	4,898	23,635	53,435	55,873
	United States....Cwt.	21,581	26,944	30,524	215,199	153,705
	\$	420,633	518,736	583,959	5,657,074	2,902,533
LEATHER.—CUIR.						
Leather, Unmanufactured. Cuir non ouvré.						
Belting leather of all kinds.—(Cuir à courroies, de toutes sortes.)	Total imports....	43,240	29,241	18,600	240,110	188,519
	United Kingdom. \$	21,073	13,444	8,439	80,493	74,394
	United States..... \$	21,987	15,800	9,587	140,196	115,185

IMPORTATIONS au Canada pour consommation, etc.—*Suite.*

Articles et pays de provenance.		Mois, 1929			Six mois terminés avec septembre	
		Juillet	Août	Septembre	1928	1929
		Leather, not further finished than tanned—calf, kid, goat, lamb and sheep leather. (Cuir dont la préparation ne dépasse pas le tannage—veau, chevreau chèvre, agneau et mouton.)	Total imports... \$ United Kingdom. \$ United States..... \$	6,221 713 5,508	17,004 3,418 13,555	16,919 1,935 14,984
Leather, not further finished than tanned, other, and skins, n.o.p.—(Cuir dont la préparation ne dépasse pas le tannage, provenant d'autres animaux, et peaux, n.s.é.)	Total imports... \$ United Kingdom. \$ United States..... \$	21,234 5,056 14,592	28,245 6,626 21,549	30,369 18,014 12,355	103,831 27,611 66,188	125,251 38,383 84,243
Glove leather, tanned or dressed, coloured or uncoloured, imported by glove manufacturers for use exclusively in their own factories in the manufacture of gloves.—(Cuir à gants, tanné ou corroyé, teint ou non, importé par les gantiers pour la fabrication de gants, dans leurs propres fabriques.)	Total imports... \$ United Kingdom. \$ United States..... \$	82,719 707 82,012	84,229 84,229	100,591 1,830 98,755	646,697 2,551 682,861	482,302 4,097 477,634
Harness leather.—(Cuir à harnais.)	Total imports... \$ United Kingdom. \$ United States..... \$	1,246 1,114 132	1,458 739 719	1,315 680 635	10,934 798 10,136	5,828 3,417 2,411
Japaned, patent or enamelled leather, and Morocco leather, and leather in imitation of Morocco leather.—(Cuir laqué, verni ou émaillé, maroquin et imitation de maroquin.)	Total imports... \$ United Kingdom. \$ United States..... \$	11,770 2,341 9,429	10,210 723 9,487	13,989 2,258 11,731	66,957 5,821 61,016	83,117 13,470 69,228
Skins for Morocco leather, tanned but not further manufactured.—(Peaux pour maroquin, tannées, mais non autrement travaillées.)	Total imports... \$ United Kingdom. \$ United States..... \$	1,951 548 1,403	3,956 2,519 1,407	1,102 1,003	646 946	9,210 4,334 4,851
Hide leather.—(Cuir à semelles.)	Total imports... \$ United Kingdom. \$ United States..... \$	10,860 2,549 8,311	3,989 2,240 1,749	5,470 3,349 2,121	32,163 15,309 10,773	52,083 14,706 37,377
Tanners' scrap leather.—(Rognures de tanneurs.)	Total imports... \$ United Kingdom. \$ United States..... \$	1,221 1,221	822 822	1,421 1,421	23,671 23,671	17,311 80 17,351
Leather, dressed, waxed or glazed, or further finished than tanned—calf, doggola, goat, kid, lamb and sheep.—(Cuir corroyé, ciré ou lustré, ou dont la préparation dépasse le tannage—veau, dongola, chèvre, chevreau, agneau et mouton.)	Total imports... \$ United Kingdom. \$ United States..... \$	215,605 26,029 187,077	209,382 35,460 173,512	186,200 36,824 148,432	833,793 224,349 621,668	1,087,564 168,304 910,609
Leather, dressed, waxed or glazed, or further finished than tanned—kangaroo, kangaroo, alligator and all leather, dressed, waxed or glazed, n.o.p.—(Cuir corroyé, ciré ou lustré, ou dont la préparation dépasse le tannage—Corduan, kangaroo, alligator, et tous cuirs corroyés, cirés ou lustrés, n.s.é.)	Total imports... \$ United Kingdom. \$ United States..... \$	155,898 31,099 124,181	156,951 37,950 118,009	133,116 37,059 92,994	764,234 288,584 467,383	838,005 199,775 631,319
Chamois skins.—(Peaux de chamois.)	Total imports... \$ United Kingdom. \$ United States..... \$	16,559 7,707 5,207	15,357 8,297 5,192	11,354 3,896 7,309	65,359 37,560 23,283	93,296 44,059 34,907
Total Leather, Unmanufactured.—(Total cuir, non ouvré.)	Total imports... \$ United Kingdom. \$ United States..... \$	564,328 98,949 461,027	569,874 111,473 446,061	529,153 116,377 399,924	2,939,992 710,508 2,185,514	3,073,182 576,872 2,100,988
Leather, Manufactured. Articles en cuir.						
Boots and shoes, pegged or wire fastened, with unstitched soles, close edged.—(Crausures à semelles chevillées ou fixées au fil métallique et non cousues, à semelles non débordantes.)	Total imports. Pair \$ United Kingdom. Pair \$ United States... Pair \$	7,061 10,613 109 119 0,961 10,501	1,316 1,715 136 165 1,180 1,550	499 1,056 109 505 381 554	16,530 25,374 641 1,207 15,889 24,077	28,888 39,996 655 1,422 28,293 38,874
Boots, shoes and slippers with leather uppers, n.o.p., men's (sizes 5) and up.—(Crausures et pantoufles, à tiges en cuir, n.s.é., pour hommes (pointures 5) et plus.)	Total imports. Pair \$ United Kingdom. Pair \$ United States... Pair \$	18,408 52,132 9,857 30,247 8,761 21,327	41,303 140,858 32,758 109,677 11,289 30,633	43,833 132,692 28,962 93,349 14,038 37,830	112,046 487,787 98,220 318,948 42,088 136,419	157,343 521,033 102,198 363,245 53,190 153,307

IMPORTS into Canada for Consumption, etc.—Continued.

Articles and Countries from which Imported.		Months, 1929			Six Months ending September	
		July	August	September	1928	1929
HIDES AND LEATHER—Concluded.						
PEAUX ET CUIR—fin.						
LEATHER—Concluded—CUIR—fin.						
Leather, Manufactured—Concluded.						
Articles en cuir—fin.						
Boots, shoes and slippers with leather uppers, n.o.p., women's (sizes 2½ and up). (Chaussures et pantoufles, à tiges en cuir, n.à.é., pour femmes (pointures 2½ et plus).)	Total imports Pair \$	30,142	45,774	64,283	239,563	292,366
	United Kingdom Pair \$	3,179	3,570	8,585	28,681	22,688
	United States Pair \$	6,258	6,920	11,219	52,175	44,201
		26,222	36,824	53,351	188,212	219,789
		92,547	140,580	181,899	683,315	771,327
Boots, shoes and slippers with leather uppers, n.o.p., children's (all other sizes). (For other footwear see pages 34 and 202).—(Chaussures et pantoufles, à tiges en cuir, n.à.é., pour enfants (toutes autres pointures). (Pour autres chaussures voir pages 34 et 202).)	Total imports Pair \$	11,191	13,420	7,271	43,551	53,196
	United Kingdom Pair \$	7,331	5,418	6,155	29,225	32,384
	United States Pair \$	5,082	10,033	5,884	32,295	30,974
		3,890	7,884	1,032	13,513	20,065
		2,493	4,991	1,304	11,553	16,804
Gloves of leather.—(Gants en cuir.)	Total imports \$	105,660	173,506	170,771	411,140	619,296
	United Kingdom \$	6,431	38,052	32,720	65,314	88,810
	United States \$	495	491	1,362	6,519	9,024
	Belgium \$	23,823	51,637	33,280	93,015	149,832
	France \$	65,656	62,702	82,400	211,331	291,734
	Germany \$	5,795	11,050	10,651	19,440	35,361
Harness and saddlery, including horse boots.—(Harnais et sellerie, y compris sabots en cuir pour chevaux.)	Total imports \$	12,472	13,494	13,919	112,878	88,616
	United Kingdom \$	5,298	7,334	4,538	53,681	40,711
	United States \$	6,195	6,015	9,247	57,782	45,575
Leather belting.—(Courroies en cuir.)	Total imports \$	12,511	13,147	5,605	81,436	72,259
	United Kingdom \$	6,967	7,453	51	12,568	7,105
	United States \$	10,483	10,866	5,185	67,191	63,896
Mitts and mittens of leather.—(Mitaines en cuir.)	Total imports \$	247	9	184	2,321	2,499
	United Kingdom \$				165	123
	United States \$	247	9	184	2,156	2,376
Gloves and mitts of leather.—(Gants et mitaines en cuir.)	Total imports \$					
	United Kingdom \$					
	United States \$					
	Belgium \$					
	France \$					
	Germany \$					
All other manufactures of leather and raw hide, n.o.p.—(Tous autres articles en cuir ou en peau brute, n.à.é.)	Total imports \$	83,962	84,398	84,831	443,868	473,912
	United Kingdom \$	14,892	11,102	10,274	95,098	78,588
	United States \$	63,181	69,022	61,712	328,275	395,773
Total Leather, Manufactured.—(Total, articles en cuir.)	Total imports \$	386,021	609,621	629,183	2,412,516	2,811,864
	United Kingdom \$	70,280	183,766	164,660	691,511	654,882
	United States \$	207,478	264,160	302,275	1,317,292	1,466,956
Total Leather.—(Total, cuir.)	Total imports \$	954,548	1,170,495	1,149,336	5,352,508	5,885,016
	United Kingdom \$	169,238	293,239	281,053	1,372,049	1,231,751
	United States \$	668,505	710,221	702,199	3,502,834	3,927,944
HAIR AND BRISTLES, N.O.P.						
CHEVEUX, CRIN ET SOIES, N.À.É.						
Bristles, animal.—(Soies de porc.)	Total imports Lb. \$	9,393	26,027	25,046	102,194	105,611
	United Kingdom Lb. \$	21,714	34,409	42,181	110,087	178,158
	United States Lb. \$	1,272	959	396	1,860	4,191
	China Lb. \$	2,407	1,947	1,226	6,754	7,835
	United States Lb. \$	8,119	16,543	17,398	86,678	85,529
	China Lb. \$	19,252	22,132	32,762	121,932	151,135
	United States Lb. \$	8,250	7,260	9,360	9,360	15,510
	China Lb. \$	9,660	8,493	9,098	9,098	17,853
Hair, cleaned or uncleaned, not dyed, curled or otherwise manufactured.—(Cheveux, nettoyés ou non, ni teints, ni frisés, ni autrement ouvrés.)	Total imports Lb. \$	212,561	353,228	269,066	564,476	1,405,159
	United Kingdom Lb. \$	23,346	32,935	27,229	71,538	159,208
	United States Lb. \$	208,279	350,153	260,058	7,233	36
	United States Lb. \$	21,500	32,530	27,085	4,455	153
					565,694	1,372,882
					65,690	146,350

IMPORTATIONS au Canada pour consommation, etc.—*Suite.*

Articles et pays de provenance.	Mois, 1929			Six mois terminés avec septembre		
	Juillet	Août	Septembre	1928	1929	
Horse hair, not further manufactured than simply cleaned and dipped or dyed.— (Crin de cheval non autrement ouvré que nettoyé et trempé ou teint.)	Total imports... Lb.	6,063	3,419	10,359	38,386	52,773
	\$	3,547	3,279	12,069	33,523	37,415
	United Kingdom... Lb.	203	410	1,595	997
	\$	210	416	2,018	946
	United States... Lb.	5,860	3,009	10,359	36,791	33,116
\$	3,337	2,863	12,069	31,505	29,701	
Hair, curled or dyed, n.o.p.—(Cheveux frisés ou teints, n.a.é.)	Total imports... \$	897	1,528	1,302	5,927	5,916
	United Kingdom... \$	246	680	930	2,288	3,086
	United States... \$	651	848	372	3,058	2,765
Other manufactures of hair, n.o.p.—(Autres articles en crin ou en cheveux, n.a.é.)	Total imports... \$	6,553	5,911	8,302	37,069	32,845
	United Kingdom... \$	114	539	157	5,415	1,498
	United States... \$	865	1,894	1,669	8,887	6,115
	China... \$	3,315	2,196	2,587	19,428	15,608
	Total Hair and Bristles.—(Total, cheveux, crin et soies.)	Total imports... \$	56,081	78,002	91,074	288,144
\$	3,062	3,582	2,313	20,930	13,518	
\$	45,665	60,276	73,957	231,072	336,066	
MEATS—VIANDES.						
MEATS, FRESH, CHILLED OR FROZEN. VIANDES FRAÎCHES, FRIGORIFIÉES OU CONGELÉES.						
Beef, fresh, chilled or frozen.—(Bœuf, frais, congelé ou frigorifié.)	Total imports... Lb.	1,115,629	189,921	517,321	831,377	2,824,583
	\$	93,187	21,711	45,239	81,585	261,597
	United Kingdom... Lb.	436	265,823
	\$	33	28,006
	United States... Lb.	14,869	13,466	13,793	53,457	85,899
	\$	7,410	6,790	6,853	26,990	39,500
	Australia... Lb.	121,672	147,084	151,136	9,218	739,672
	\$	10,878	12,226	13,229	1,460	64,450
	New Zealand... Lb.	979,088	29,371	352,392	768,266	1,733,389
\$	74,899	2,695	25,157	53,102	129,635	
Mutton and lamb, fresh, chilled or frozen.— (Mouton et agneau frais, congelés ou frigorifiés.)	Total imports... Lb.	289,296	256,531	104,682	1,509,079	1,591,327
	\$	49,292	41,770	9,674	239,708	251,870
	United Kingdom... Lb.	7,875	17,730	38,902
	\$	810	1,841	4,083
	United States... Lb.	157,235	105,427	2,116	555,334	425,139
	\$	37,160	24,935	829	128,609	102,027
	Australia... Lb.	67,128	132,420	98,146	486,235	1,055,484
	\$	6,976	14,843	8,266	63,702	138,988
	New Zealand... Lb.	57,058	954	4,420	467,510	71,802
\$	4,346	151	549	47,397	5,872	
Pork, fresh, chilled or frozen.—(Porc, frais, congelé ou frigorifié.)	Total imports... Lb.	153,050	98,559	13,796	189,621	699,059
	\$	29,823	14,958	2,134	32,952	117,670
	United Kingdom... Lb.
	\$
United States... Lb.	153,050	98,559	13,796	189,621	699,059	
\$	29,823	14,958	2,134	32,952	117,670	
Poultry and game, n.o.p.—(Volaille et gibier, n.a.é.)	Total imports... \$	5,178	4,670	4,306	72,244	58,628
	United Kingdom... \$	2,004	9	9	12,041	4,947
	United States... \$	2,953	4,661	4,073	43,840	50,238
Other meats, fresh, chilled or frozen.— (Autres viandes, fraîches, congelées ou frigorifiées.)	Total imports... Lb.	8,461	28,668	6,264	68,247	75,626
	\$	4,189	9,477	2,724	18,436	26,525
	United Kingdom... Lb.	75	175	9,027	250
	\$	24	39	894	83
United States... Lb.	7,971	28,038	6,029	58,140	74,331	
\$	3,978	9,289	2,685	17,003	26,147	
MEATS, PREPARED, PRESERVED OR CANNED. VIANDES PRÉPARÉES, EN CONSERVE OU EN BOÎTE.						
Bacon and hams, shoulders and sides, cured.—(Bacon et jambons, épaules et flancs, apprêtés.)	Total imports... Lb.	1,175,057	1,147,045	841,957	1,333,419	4,140,584
	\$	174,474	172,682	128,651	179,650	611,328
	United Kingdom... Lb.	371	223	595	699
	\$	171	97	254	315
	United States... Lb.	1,174,503	1,147,045	841,734	1,332,824	4,139,669
\$	174,226	172,682	128,554	179,396	610,927	
Beef, pickled, in barrels.—(Bœuf mariné, en barils.)	Total imports... Lb.	61,169	59,967	24,062	159,486	417,486
	\$	6,616	6,490	2,874	18,295	41,309
	United Kingdom... Lb.	1,404
	\$	156
	United States... Lb.	60,989	59,967	24,062	158,082	417,286
\$	6,584	6,490	2,874	18,139	44,277	

IMPORTS into Canada for Consumption, etc.—Continued.

Articles and Countries from which Imported.		Months, 1929			Six Months ending September	
		July	August	September	1928	1929
MEATS—Concluded—VIANDES—fin.						
MEATS, PREPARED, PRESERVED OR CANNED—Concluded.						
VIANDES, PRÉPARÉES, EN CONSERVE OU EN BOÎTE—fin.						
Canned meats and canned poultry and game.—(Viandes, volailles et gibier en conserve.)	Total imports ... Lb.	830,612	518,370	478,062	3,295,339	4,093,017
	\$	107,586	72,285	63,146	473,167	535,217
	United Kingdom	51,274	38,847	6,799	407,990	187,984
	\$	9,183	7,591	1,971	65,928	40,010
	United States	80,834	17,573	47,137	274,454	251,915
	\$	12,099	3,850	7,735	40,990	47,182
	New Zealand	17,196	15,624	203,075	82,140
	\$	10,130	2,405	22,449	18,658
	Argentina	670,303	433,708	420,090	2,325,314	3,466,054
	\$	73,390	54,928	52,463	317,462	409,987
	France	1,241	2,351	1,992	8,685	14,690
	\$	1,269	1,978	813	4,652	7,891
Dried or smoked meats, and meats preserved in any other way than salted or pickled, n.o.p.—(Viandes séchées ou fumées et viandes conservées autrement que dans le sel et la saumure.)	Total imports ... Lb.	15,389	16,467	16,560	48,835	75,589
	\$	6,287	5,527	4,852	17,049	27,258
	United Kingdom	190	232
	\$	89	109
	United States	15,386	10,271	10,560	48,235	75,505
	\$	6,285	5,437	4,852	16,989	27,125
Extracts of meats and fluid beef, not medicated.—(Extraits de viande et suc de viande de bœuf, non médicamenteux.)	Total imports ... \$	43,361	55,384	6,180	96,392	118,179
	United Kingdom	38,979	54,783	1,325	79,044	107,588
	\$	4,382	601	5,155	1,272	10,560
	Argentina	15,899
Pork, barrelled, in brine.—(Porc saumuré en barils.)	Total imports ... Lb.	924,381	1,184,241	1,152,598	4,574,087	5,392,639
	\$	110,495	133,865	131,931	524,597	624,052
	United Kingdom
	\$
	United States	924,381	1,184,241	1,152,598	4,574,087	5,392,639
	\$	110,495	133,865	131,931	524,597	624,052
Pork, dry salted.—(Lard salé à sec.)	Total imports ... Lb.	145,842	271,191	57,922	493,263	749,155
	\$	23,872	38,448	8,240	73,233	110,180
	United Kingdom
	\$
	United States	145,842	271,191	57,922	493,263	749,155
	\$	23,872	38,448	8,240	73,233	110,180
Sausage.—(Saucisses.)	Total imports ... Lb.	71,487	47,512	65,028	237,507	282,606
	\$	27,479	18,248	26,097	84,192	109,561
	United Kingdom
	\$
	United States	70,717	45,412	65,028	233,809	276,651
	\$	27,283	17,596	26,097	82,416	107,853
Soups of all kinds.—(Soupes de toutes sortes.)	Total imports ... \$	118,558	92,540	621,629	1,062,126	1,127,852
	United Kingdom	152	146	908	765	1,466
	\$	118,406	86,694	620,721	1,061,311	1,115,968
Other meats, salted, n.o.p.—(Autres viandes salées, n.a.é.)	Total imports ... Lb.	6,896	9,414	14,670	9,878	42,584
	\$	2,480	3,052	5,055	3,586	15,703
	United Kingdom	34
	\$	13
	United States	6,721	8,869	12,963	9,844	45,157
	\$	2,410	2,842	4,451	3,573	14,819
Total Meats.—(Total, viandes.)	Total imports ... \$	802,827	691,467	1,063,632	2,977,212	4,039,939
	United Kingdom	51,403	64,460	4,429	169,828	186,607
	\$	567,366	529,138	957,184	2,263,310	3,049,525
MILK AND ITS PRODUCTS—LAIT ET SES DÉRIVÉS.						
Milk and cream, fresh.—(Lait et crème, frais.)	Total imports ... Gal.	984	1,851	1,950	8,439	8,811
	\$	1,085	1,557	1,698	6,054	7,893
	United Kingdom
	\$
	United States	816	1,728	1,824	7,901	8,217
	\$	939	1,452	1,590	5,600	7,396

IMPORTATIONS au Canada pour consommation, etc.—*Suite.*

Articles et pays de provenance.		Mois, 1929			Six mois terminés avec septembre	
		Juillet	Août	Septembre	1928	1929
Butter.—(Beurre.)	Total imports ... Lb.	146,939	388,858	414,950	3,038,698	6,517,111
	\$	51,659	133,120	143,738	1,031,648	2,333,101
	United Kingdom... Lb.	350	5,600		8,682	1,127,328
	\$	121	1,961		3,117	412,918
	United States... Lb.	2,279	2,239	2,738	26,046	121,857
	\$	1,170	1,045	1,349	11,139	55,391
	Australia... Lb.				3,360	56,000
\$				1,357	23,869	
New Zealand... Lb.	144,150	380,814	412,212	3,000,610	5,201,516	
\$	49,683	132,010	142,389	1,019,035	1,837,726	
Casein.—(Caséine.)	Total imports ... Lb.	44,902	166,419	81,372	248,261	332,722
	\$	5,916	19,738	9,526	28,985	10,996
	United Kingdom... Lb.					
	\$					
	United States... Lb.	22,812	56,090	26,213	16,571	111,800
	\$	3,154	7,748	2,820	2,462	14,843
	Argentina... Lb.	22,090	110,320	55,159	218,250	198,581
\$	2,762	11,990	6,691	24,654	22,985	
Cheese.—(Fromage.)	Total imports ... Lb.	95,498	180,596	123,581	774,202	872,177
	\$	31,384	51,164	35,832	234,841	266,159
	United Kingdom... Lb.	8,383	28,285	20,776	20,226	89,636
	\$	2,573	7,079	7,578	7,106	26,508
	United States... Lb.	31,449	28,123	29,547	160,808	176,293
	\$	12,416	8,152	11,166	66,204	61,545
	New Zealand... Lb.		44,264	8,131	164,015	97,222
	\$		8,107	1,402	31,435	17,897
	France... Lb.	5,243	1,800	2,877	86,602	129,264
	\$	1,586	564	886	20,165	49,872
	Italy... Lb.	29,261	18,350	30,913	132,681	147,180
	\$	10,477	6,413	9,371	45,206	48,716
	Netherlands... Lb.	17,861	24,700	8,196	75,521	91,356
	\$	3,383	5,147	1,529	15,346	18,535
Switzerland... Lb.	1,954	34,935	9,085	402,413	124,876	
\$	645	15,669	3,141	37,851	48,402	
Milk, condensed.—(Lait condensé.)	Total imports ... Lb.	17,732	15,600	9,621	42,976	71,198
	\$	6,237	2,367	2,445	12,887	19,239
	United Kingdom... Lb.				9,150	4,100
	\$				3,505	1,692
United States... Lb.	17,732	1,960	5,339	28,400	39,491	
\$	6,237	454	899	8,248	12,552	
Total Milk and its Products.—(Total, lait et ses dérivés.)	Total imports ... \$	95,681	209,946	193,233	1,317,425	2,667,388
	United Kingdom... \$	2,694	9,040	7,578	13,728	44,918
	United States... \$	23,916	18,851	17,833	93,713	151,817
OILS, FATS, GREASES AND WAXES.						
HUILES, MATIÈRES GRASSES, GRAISSES ET CIRES.						
ANIMAL OILS—HUILES ANIMALES.						
Lard oil.—(Huile de saindoux.)	Total imports ... Gal.	706	6,160	1,595	4,617	14,088
	\$	723	4,728	1,576	4,619	13,050
	United Kingdom... Gal.	290	6,078		3,014	7,852
	\$	293	4,622		3,036	6,680
	United States... Gal.	416	82	1,595	1,603	6,236
\$	430	106	1,576	1,583	6,370	
Neat's-foot oil.—(Huile de pied de bœuf.)	Total imports ... Gal.	687	379	311	6,190	3,723
	\$	1,293	585	416	9,132	5,593
	United Kingdom... Gal.				2	
	\$				3	
United States... Gal.	687	379	311	6,188	3,723	
\$	1,293	585	416	9,129	5,593	
Oleo oil.—(Huile de suif.)	Total imports ... Lb.				4,890	
	\$				327	
	United Kingdom... Lb.					
	\$					
United States... Lb.				4,890		
\$				327		
Other animal oil, n.o.p.—(Autres huiles animales, n.a.é.)	Total imports ... Gal.	12,232	10,201	2,953	44,029	51,073
	\$	6,164	8,976	2,658	33,092	36,051
	United Kingdom... Gal.		550		376	550
	\$		642		467	642
United States... Gal.	12,232	9,651	2,953	43,628	50,523	
\$	6,164	8,334	2,658	32,604	35,409	

IMPORTS into Canada for Consumption, etc.—Continued.

Articles and Countries from which Imported.	Months, 1929			Six Months ending September		
	July	August	September	1928	1929	
OILS, FATS, GREASES AND WAXES—Concluded.						
HUILES, MATIÈRES GRASSES, GRAISSES ET CIRES						
—fin.						
FISH, SEAL AND WHALE OILS.						
HUILE DE POISSON, DE BALEINE ET DE PHOQUE.						
(Cod liver oil.—(Huile de foie de morue.)	Total Imports . Gal.	7,599	10,962	15,731	54,702	70,029
	\$	6,663	8,392	15,152	51,317	59,423
	United Kingdom.Gal.	1,525	1,140	500	1,699	6,245
	\$	1,461	1,086	515	2,052	5,784
	United States... Gal.	159	516	791	1,915	3,200
	\$	277	559	1,081	2,592	4,574
	Newfoundland... Gal.	540	1,441	9,014	20,024	22,023
	\$	368	759	9,118	16,313	18,539
	Norway..... Gal.	5,375	7,865	5,426	31,064	37,936
	\$	4,557	5,988	4,438	30,360	29,957
(Other fish oil, n.o.p.—(Autres huiles de poisson, n.a.é.)	Total Imports... Gal.	2,344	597	1,851	17,554	10,256
	\$	1,825	429	1,120	14,418	7,865
	United Kingdom.Gal.				42	
	\$				25	
	United States... Gal.	2,344	597	1,851	9,727	10,256
	\$	1,825	429	1,120	7,734	7,805
	Newfoundland... Gal.				7,739	
	\$				6,551	
Seal oil.—(Huile de phoque.)	Total Imports... Gal.	7,923	8,540	3,442	26,420	40,062
	\$	4,522	5,328	1,927	16,631	24,899
	United Kingdom.Gal.					
	\$					
	United States... Gal.					
	\$					
	Newfoundland... Gal.	7,923	8,540	3,442	26,420	40,062
	\$	4,522	5,328	1,927	16,631	24,899
Whale and spermaceti oil.—(Huile de baleine et spermaceti.)	Total Imports... Gal.	135	57	72	6,593	8,181
	\$	332	128	95	6,061	6,471
	United Kingdom.Gal.	112	5		45	147
	\$	279	5		36	332
	United States... Gal.	23	52	72	6,548	4,350
	\$	53	123	95	6,025	4,269
OTHER FATS, GREASES AND WAXES.						
AUTRES MATIÈRES GRASSES, GRAISSES ET CIRES.						
Ambergris.—(Ambre gris.)	Total Imports... \$				107	
	United Kingdom. \$					
	United States... \$				107	
Beeswax.—(Cire d'abeilles.)	Total Imports... Lb.	23,094	36,932	22,788	95,180	131,751
	\$	9,325	14,551	8,417	40,009	52,142
	United Kingdom.Lb.			100	1,192	200
	\$			40	517	80
	United States... Lb.	2,914	2,522	5,618	22,458	24,432
	\$	1,319	873	2,533	10,298	10,354
	France..... Lb.	20,180	32,094	17,070	71,471	104,793
	\$	8,006	12,715	5,844	29,172	40,741
Candles, n.o.p.—(Bougies et cierges, n.a.é.)	Total Imports... Lb.	29,056	39,015	45,952	162,760	173,946
	\$	7,649	8,058	12,924	49,141	46,364
	United Kingdom.Lb.	297		1,510	2,704	2,020
	\$	71		286	491	417
	United States... Lb.	19,465	13,761	24,732	119,308	124,192
	\$	5,585	3,763	8,441	29,719	34,863
Grease, rough, the refuse of animal fat, for the manufacture of soap and oils, only.—(Graisse brute, résidu du gras animal, pour la fabrication du savon et des huiles seulement.)	Total Imports... Cwt.	17,553	12,877	12,226	62,961	84,641
	\$	134,389	102,284	107,898	520,195	693,475
	United Kingdom.Cwt.	110	291	113		1,086
	\$	884	2,286	860		7,987
	United States... Cwt.	17,399	12,448	11,890	60,370	74,159
	\$	133,272	99,421	105,534	510,769	608,535
	Australia..... Cwt.	37	45	22	133	8,846
	\$	183	229	109	639	73,321
Grease and dégras for stuffing or dressing leather.—(Graissocet dégras pour enduire ou façonner le cuir.)	Total Imports... Cwt.	1,026	448	549	6,018	4,862
	\$	6,824	2,794	3,777	38,230	31,637
	United Kingdom.Cwt.			128	564	223
	\$	153		614	2,128	1,046
	United States... Cwt.	878	241	421	4,491	3,973
	\$	6,277	2,127	3,163	32,658	28,325

IMPORTATIONS au Canada pour consommation, etc.—*Suite.*

Articles et pays de provenance.		Mois, 1929			Six mois terminés avec septembre	
		Juillet	Août	Septembre	1928	1929
Lard.—(Saindoux.)	Total imports ... Lb.	825	1,185	2,260	809,653	15,838
	\$	157	199	405	94,654	2,311
	United Kingdom Lb.				96	48
	\$				19	10
United States ... Lb.	925	1,185	2,260	809,557	15,777	
\$	157	199	405	94,035	2,294	
Lard compound and similar substances, cottolene and animal stearine of all kinds, n.o.p.—(Substances à base de saindoux et substances similaires, cottolène et stéarine animale de toutes sortes, n.a.é.)	Total imports ... Lb.	81,361	127,788	8,827	788,978	245,187
	\$	7,737	11,209	936	72,456	23,592
	United Kingdom Lb.	1,122		2,396	3,814	11,120
	\$	109		254	463	1,113
	United States ... Lb.	73,625	1,475	2,022	785,035	90,730
	\$	6,803	212	302	71,904	9,230
Argentina ... Lb.		110,290			110,720	
\$		9,034			9,072	
Tallow.—(Suif.)	Total imports ... Lb.	1,212	2,832	3,361	13,388	13,632
	\$	100	182	216	966	966
	United Kingdom Lb.					
	\$					
United States ... Lb.	1,212	2,832	3,361	13,388	13,632	
\$	100	182	216	966	966	
Total Oils, Fats, Greases and Waxes.—(Total, huiles, matières grasses, graisses et cires.)	Total imports ... \$	187,703	167,843	157,517	951,729	1,903,479
	United Kingdom \$	3,250	8,641	2,569	9,237	24,001
	United States ... \$	163,555	116,913	127,540	810,509	758,591
MISCELLANEOUS ANIMAL PRODUCTS.						
PRODUITS ANIMAUX VARIÉS.						
Albumen, blood and egg, and egg yolk.—(Albumine de sang et d'œufs, et jaunes d'œufs.)	Total imports ... \$	48,300	21,144	42,420	184,894	338,991
	United Kingdom \$		77		3,909	1,658
	United States ... \$	9,723	8,748	9,548	110,220	142,119
	China ... \$	38,596	12,319	32,872	70,136	94,661
Bird skins and skins of animals not native to Canada, and fish skins for taxidermie purposes, not further manufactured than prepared for preservation.—(Peaux d'oiseaux, peaux d'animaux étrangers au Canada et peaux de poissons, destinées à la taxidermie, sans préparation autre que celle nécessaire à leur conservation.)	Total imports ... \$	50		50	25	186
	United Kingdom \$					
	United States ... \$	50		50	25	186
Cat-gut or worm-gut, unmanufactured, adapted for the manufacture of whip or other cord or of ligatures.—(Corde de boyaux, non préparée, pour ficelle à fouets ou autre corde ou pour ligatures.)	Total imports ... \$	701	297	784	2,132	3,197
	United Kingdom \$	405	51	7	642	802
	United States ... \$	296	246	777	896	2,179
Gut and manufactures, n.o.p.—(Corde de boyaux et articles et objets en corde de boyaux, n.a.é.)	Total imports ... \$	17,609	17,248	20,331	113,942	128,108
	United Kingdom \$	4,937	3,704	5,540	27,712	42,082
	United States ... \$	11,855	12,950	13,795	72,681	78,576
	Germany ... \$	445	269	807	6,882	4,858
Eggs in the shell.—(Œufs dans leur coquille.)	Total imports ... Doz.	3,132	5,156	6,130	271,483	34,376
	\$	1,244	1,937	2,305	97,577	21,611
	United Kingdom Doz.				13,536	14
	\$				3,016	83
	United States ... Doz.	2,242	4,176	4,102	243,222	22,500
	\$	1,015	1,689	1,828	90,797	17,645
Hong Kong ... Doz.	622	566	2,028	13,812	15,003	
\$	148	145	477	3,593	3,711	
Eggs, n.o.p.—(Œufs, n.a.é.)	Total imports ... Lb.	42,054	67,528	308,770	2,249,409	428,536
	\$	18,269	19,955	156,706	510,275	201,436
	United Kingdom Lb.	3,388			722,161	3,388
	\$	882			120,992	882
	United States ... Lb.	21,416		209,000	25,796	245,000
	\$	9,437		94,050	6,226	110,393
	China ... Lb.	17,250	62,528	99,770	1,497,692	179,548
\$	7,950	19,955	62,656	382,062	90,561	

IMPORTS into Canada for Consumption, etc.—Continued.

Articles and Countries from which Imported.		Months, 1929			Six Months ending September		
		July	August	September	1928	1929	
MISCELLANEOUS ANIMAL PRODUCTS—Concluded.							
PRODUITS ANIMAUX VARIÉS—fin.							
Gelatine and isinglass.—(Gélatine et colle de poisson.)	Total Imports .. Lb.	156,726	152,066	118,663	998,475	990,624	
	\$	45,789	56,712	35,103	333,342	377,501	
	United Kingdom .. Lb.	36,856	26,312	36,319	200,899	163,992	
	\$	8,484	5,606	9,290	46,091	30,935	
	United States .. Lb.	12,700	12,506	2,767	159,037	165,249	
	\$	12,010	10,257	2,065	121,784	123,766	
	Australia .. Lb.	37,960	33,042	31,103	223,386	220,545	
	\$	9,041	10,430	8,911	53,266	56,822	
	Belgium .. Lb.	32,817	18,655	1,586	91,463	83,619	
	\$	6,042	2,894	258	12,499	15,495	
	France .. Lb.	23,799	23,410	37,895	108,902	192,833	
	\$	6,338	5,805	9,120	48,905	47,226	
	Germany .. Lb.	1,048	21,000	4,264	38,304	84,287	
\$	399	17,838	3,646	28,942	70,530		
Japan .. Lb.	1,355	520	600	6,695	14,714		
\$	992	232	497	4,786	11,088		
Netherlands .. Lb.	6,050	12,379	35,542	33,687		
\$	1,167	2,533	7,170	6,776		
Glue, animal, powdered or sheet.—(Colle forte, animale, en poudre ou en feuilles.)	Total Imports .. Lb.	624,908	565,113	383,355	1,763,602	2,802,745	
	\$	78,065	55,633	43,112	196,002	317,261	
	United Kingdom .. Lb.	305,636	228,713	221,113	1,263,264	1,305,092	
	\$	36,272	25,186	24,540	148,322	146,301	
	United States .. Lb.	117,899	30,599	79,741	161,992	424,544	
	\$	17,268	3,592	12,734	18,108	64,346	
	Belgium .. Lb.	41,449	37,817	171,928	168,240	
	\$	3,171	2,459	15,118	11,918	
	France .. Lb.	98,750	39,779	684	135,790	314,165	
	\$	11,719	5,074	117	11,720	36,951	
	Glue, liquid.—(Colle, liquide.)	Total Imports .. \$	5,378	4,362	3,946	38,457	32,719
		United Kingdom .. \$	528	1,699	868	6,711	6,566
		United States .. \$	4,808	2,663	2,729	31,180	25,622
Gold beaters' moulds and gold beaters' skins.—(Moules et baudruches pour batteurs d'or.)		Total Imports .. \$	394	513	885
	United Kingdom .. \$	
	United States .. \$	394	513	885	
	Honey, in the comb or otherwise, and imitations thereof.—(Miel en gâteaux ou autrement et ses succédanés.)	Total Imports .. Lb.	6,593	10,947	5,623	22,851	35,704
\$		742	1,110	1,687	3,945	6,775	
United Kingdom .. Lb.		144	696	1,508	1,145	
\$		24	472	611	706	
United States .. Lb.		1,365	1,430	4,927	13,281	18,938	
\$		317	376	1,215	2,794	4,796	
Manures, animal.—(Fumier.)		Total Imports .. Cwt.	5,938	2,846	1,233	28,748	23,554
	\$	6,125	3,069	1,635	41,698	28,823	
	United Kingdom .. Cwt.	
	\$	
	United States .. Cwt.	5,938	2,846	1,233	16,480	23,554	
\$	6,125	3,009	1,635	21,058	28,823		
Musk in pods or in grains.—(Musc en vessie ou en grains.)	Total Imports .. Oz.	7	11	32	30	
	\$	150	205	650	542	
	United Kingdom .. Oz.	
	\$	
	United States .. Oz.	7	20	7	
\$	150	398	150		
Rennet, raw or prepared.—(Présure, à l'état brut ou préparée.)	Total Imports .. Lb.	12,968	1,740	2,110	31,626	59,749	
	\$	1,775	522	702	12,000	17,160	
	United Kingdom .. Lb.	76	9,720	
	\$	60	1,467	
	United States .. Lb.	2,004	480	1,110	3,238	6,745	
	\$	453	241	477	4,146	2,943	
	Denmark .. Lb.	10,964	1,260	1,000	19,863	34,404	
	\$	1,322	281	225	5,286	9,833	
Sausage casings or skins, not cleaned.—(Boyaux à saucisses, non nettoyés.)	Total Imports .. \$	15,679	16,944	24,282	178,113	104,618	
	United Kingdom .. \$	
	United States .. \$	15,679	16,944	24,282	90,558	90,520	
	New Zealand .. \$	82,555	14,098	
	Sausage casings or skins, cleaned.—(Boyaux à saucisses, nettoyés.)	Total Imports .. \$	131,735	98,201	71,277	1,205,826	814,312
United Kingdom .. \$		
United States .. \$		11,061	11,105	4,275	32,369	41,834	
New Zealand .. \$		120,674	87,096	67,002	1,159,389	771,772	

IMPORTATIONS AU Canada pour consommation, etc.—*Suite.*

Articles et pays de provenance.	Mois, 1929			Six mois terminés avec septembre	
	Juillet	Août	Septembre	1928	1929
Tankage.—(Débris d'abattoir)	Total imports Cwt.			12,038	32,334
	\$			18,679	59,780
	United Kingdom				28,839
	United States			12,038	15,403
All other animal products, n.o.p.—(Tous autres produits animaux, n.a.é.)	Total imports \$	15,225	13,396	8,557	94,568
	United Kingdom \$	2,872	2,910	1,462	17,511
	United States \$	9,141	5,550	5,450	58,426
					44,775
Recapitulation—Animals and Animal Products (Except Chemicals and Fibres).—(Récapitulation—Animaux et produits animaux à l'exception des produits chimiques et des textiles.)	Total imports \$	4,737,799	5,049,023	5,372,192	33,050,423
	United Kingdom \$	372,738	521,505	400,471	2,808,847
	United States \$	3,166,677	3,180,439	3,714,591	21,463,600
					18,975,995
FIBRES, TEXTILES AND TEXTILE PRODUCTS.					
FIBRES, TEXTILES ET TISSUS.					
COTTON AND ITS PRODUCTS.					
COTON ET SES DÉRIVÉS.					
RAW AND UNMANUFACTURED COTTON.					
COTON BRUT ET NON OUVRÉ.					
Raw cotton not further manufactured than ginned.—(Coton brut, égrené seulement.)	Total imports Lb.	6,446,647	5,233,404	3,550,238	42,211,931
	\$	1,261,494	1,008,021	716,884	8,986,048
	United Kingdom				15,953
	United States	6,446,647	5,233,404	3,529,552	42,182,519
Cotton linters not further manufactured than ginned.—(Courtés fibres, résidu de l'égrenage du coton.)	Total imports Lb.	1,107,126	605,619	679,335	1,125,267
	\$	71,032	36,638	38,587	320,311
	United Kingdom				
	United States	1,107,126	605,619	679,335	4,088,175
Linters of short fibres of cotton, bleached, when imported by manufacturers of paper, to be used in the manufacture of blotting paper or other grades of paper.—(Lignes courtées de coton, blanchies, importées par les fabricants de papier, pour servir dans leurs propres manufactures, à la fabrication du papier buvard ou de papier d'autres sortes.)	Total imports Lb.		9,827	4,701	106,691
	\$		581	1,046	6,781
	United Kingdom			4,701	2,008
	United States			9,827	104,691
Batts, batting, sheet wadding and carded sliver wholly of cotton, n.o.p.—(Ouate, à ouvre-pieds, en feuilles, en paquets, entièrement de coton, n.a.é.)	Total imports Lb.	12,093	32,183	39,053	271,806
	\$	2,408	6,741	9,256	47,364
	United Kingdom		1,100		2,240
	United States	11,844	30,377	38,303	265,346
Carded sliver wholly of cotton, not bleached, coloured nor impregnated; cotton fibres bleached or coloured, n.o.p.—(Ouate en paquets, entièrement de coton, ni blanchie, ni colorée, ni imprégnée; fibres de coton colorées ou teintes, n.a.é.)	Total imports Lb.				210
	\$				64
	United Kingdom				
	United States				210
Cotton pulp imported by manufacturers for use exclusively in their own factories in the manufacture of yarns of artificial silk or similar synthetic fibres produced by chemical processes.—(Pulpe de coton importée par les manufacturiers pour servir exclusivement dans leurs propres manufactures, à la fabrication de fils de soie artificielle ou de fibres combinées, similaires, produits par des procédés chimiques.)	Total imports Lb.	119,040	127,083	39,680	400,369
	\$	14,286	14,302	4,762	47,183
	United Kingdom				
	United States	119,040	127,083	39,680	400,369
				47,183	

IMPORTS into Canada for Consumption, etc.—Continued.

Articles and Countries from which Imported.	Months, 1929			Six Months ending September	
	July	August	September	1928	1929
COTTON AND ITS PRODUCTS—Continued.					
COTON ET SES DÉRIVÉS—suite.					
COTTON YARN, THREAD AND CORDAGE.					
COTON FILÉ, FIL ET CORDE DE COTON.					
Cotton warps.—(Chaîne de tissage en coton.)	Total imports.... \$				
	United Kingdom. \$				
	United States.... \$				
Rovings, yarns and warps wholly of cotton not exceeding number twenty, not more advanced than singles.—(Boudinages, filés et chaînes de tissage en coton, n'exécédant pas le numéro vingt, à l'état de fil simple.)	Total imports... Lb.	870	5,757	5,579	28,982
	\$	486	5,240	2,473	12,197
	United Kingdom.Lb.	300	3,810		31,766
	\$	111	3,862		9,635
	United States....Lb.	570	1,047	5,579	7,216
	\$	375	1,378	2,473	2,532
Yarns and warps wholly of cotton exceeding number 20, but not exceeding number 40, not more advanced than singles, n.o.p.—(Filés et chaînes de tissage en coton, excédant le numéro vingt, mais ne dépassant pas 40, à l'état de fil simple.)	Total imports... Lb.	18,957	10,604	4,889	38,773
	\$	7,249	4,942	2,287	18,708
	United Kingdom.Lb.	2,749	4,194	745	18,995
	\$	1,326	2,034	358	10,334
	United States....Lb.	16,208	6,408	4,144	19,778
	\$	5,923	2,878	1,929	8,374
Yarns and warps wholly of cotton exceeding number 40, not more advanced than singles.—(Filés et chaînes de tissage en coton, excédant le numéro 40, à l'état de fil simple.)	Total imports... Lb.	71,284	68,678	54,666	523,171
	\$	56,052	19,933	37,303	448,515
	United Kingdom.Lb.	67,749	65,917	46,643	415,511
	\$	52,582	47,559	33,231	353,199
	United States....Lb.	3,535	2,761	5,023	107,660
	\$	3,470	2,437	4,039	95,316
Rovings, yarns and warps wholly of cotton, including threads, generally used for sewing, stitching, packaging and other purposes, n.o.p.—(Boudinages, filés et chaînes de tissage, en coton, comprenant les fils généralement employés pour la couture, les piqûres, les colis et autres fins.)	Total imports... Lb.	55,941	43,259	25,924	387,797
	\$	24,394	21,927	16,108	217,881
	United Kingdom.Lb.	15,265	11,793	4,591	91,830
	\$	6,995	4,924	3,203	59,744
	United States....Lb.	37,379	25,185	20,026	257,869
	\$	19,805	15,920	11,854	145,678
Crochet and knitting cotton, n.o.p.—(Fil à crochet et à tricoter, n.a.é.)	Total imports... Lb.	5,585	5,309	3,777	26,325
	\$	8,301	6,098	6,109	87,607
	United Kingdom.Lb.	169	119	68	635
	\$	317	270	125	923
	United States....Lb.	220	47	790	1,934
	\$	274	73	764	3,151
	France.....Lb.	5,193	5,143	2,919	23,391
	\$	7,710	5,745	5,220	82,924
Cords and twine, cotton, n.o.p.—(Corde et ficelle, en coton, n.a.é.)	Total imports... Lb.	20,458	12,973	15,520	117,678
	\$	6,555	4,319	5,156	42,051
	United Kingdom.Lb.	11,247	4,008	8,437	64,292
	\$	2,620	814	2,334	16,761
	United States....Lb.	9,211	8,945	7,083	52,424
	\$	3,935	3,533	2,822	25,039
Sewing cotton thread on spools.—(Fil à coudre, sur bobines.)	Total imports.... \$	6,366	4,396	6,564	48,692
	United Kingdom... \$	257	82	259	6,142
	United States.... \$	3,401	4,011	4,803	32,133
	Belgium..... \$	2,632	238	1,371	6,582
Cotton yarns not more advanced than singles, wholly or partially covered with metallic strip, generally known as tinsel thread.—(Filés de coton, fil simple, entièrement ou partiellement couverts d'une couche métallique appelés tinsels.)	Total imports.... \$	4,551	4,426	3,481	15,103
	United Kingdom... \$	90			409
	United States.... \$	2,857	4,074	2,635	7,857
	France..... \$	1,604	350	684	6,105
Yarns and warps wholly of cotton, mercerized, number 40 and finer, imported by manufacturers to be further manufactured in their own factories.—(Filés et chaînes de tissage entièrement de coton, mercerisés, numéro 40 et plus fin, importés par les manufacturiers pour plus parfaite transformation dans leurs fabriques.)	Total imports... Lb.	163,721	216,927	195,968	1,145,818
	\$	133,593	296,680	171,839	887,401
	United Kingdom.Lb.	21,755	22,191	15,429	192,045
	\$	21,682	19,432	13,328	161,828
	United States....Lb.	138,969	194,733	180,539	946,573
	\$	111,901	187,248	158,531	721,853
Cotton yarns, singles, 21's to 40's for the manufacture or spooling of sewing thread and crochet, knitting, darning and embroidery cottons.—(Coton filé, fil simple, n° 21 à 40 pour la fabrication de bobines de fil à coudre et à crocheter, de coton à tricoter, à repriiser et à broder.)	Total imports... Lb.	14,666	10,098	6,830	55,096
	\$	7,760	5,857	4,327	38,947
	United Kingdom.Lb.	11,540	9,187	6,830	48,326
	\$	5,994	5,007	4,327	31,340
	United States....Lb.	1,806	911		6,770
	\$	794	250		7,607

IMPORTATIONS au Canada pour consommation, etc.—*Suite.*

Articles et pays de provenance.	Mois, 1929			Six mois terminés avec septembre	
	Juillet	Août	Septembre	1928	1929
Sewing cotton thread in hanks.—(Fil à coudre en écheveaux), also Other cotton thread, n.o.p.—(Autre fil de coton, n.a.é.)	Total imports... Lb.				
	\$				
United Kingdom.Lb.					
\$					
United States.... Lb.					
\$					
Yarn, knitting, hosiery yarn or other cotton yarn, dyed or not, n.o.p.—(Coton à bonneterie ou autres brins de coton, teints ou non, n.a.é.)	Total imports... Lb.				
\$					
United Kingdom.Lb.					
\$					
United States.... Lb.					
\$					
Cotton sewing thread yarn and crochet, knitting, darning and embroidery yarn, in hanks, composed of two strands or more; imported by manufacturers for manufacturing or spooling cotton sewing thread and crochet, knitting, darning and embroidery cottons exclusively in their own factories.—(Filé de coton à coudre et à crocheter, à tricoter, à repriser et à broder, en écheveaux, composé de deux brins ou plus; importé par les manufacturiers exclusivement pour la fabrication de bobines de fil à coudre et à crocheter, de cotons à tricoter, à repriser et à broder, dans leurs fabriques.)	Total imports... Lb.	59,020	51,096	59,991	289,922
\$	55,442	41,905	57,152	274,638	304,025
United Kingdom.Lb.	36,640	34,998	39,068	176,906	199,372
\$	34,742	29,829	37,475	156,547	180,992
United States.... Lb.	22,380	16,098	20,923	113,016	130,587
\$	20,700	15,076	19,677	118,091	123,033
Yarns and warps wholly of cotton imported by manufacturers of tapes, braids, webbings and woven labels for use exclusively in the manufacture of such articles in their own factories.—(Filés et chaînes de tissage entièrement de coton, importés par les fabricants de galons, brandebourgs, tissus et étiquettes, exclusivement à l'usage des manufacturiers de tels articles dans leurs fabriques.)	Total imports... Lb.	10,688	14,327	11,614	164,577
\$	5,658	7,723	7,317	60,071	93,587
United Kingdom.Lb.	4,322	6,380		7,793	28,052
\$	1,630	2,133		10,004	10,201
United States.... Lb.	6,346	7,947	11,614	146,784	65,235
\$	4,028	5,590	7,317	50,067	42,267
Yarns and warps, wholly of cotton, number 80 and finer, two-ply, gassed, of a class or kind not made in Canada, imported by manufacturers of woven fabrics for use exclusively in their own factories in the production of woven fabrics.—(Fil et chaîne, tout coton, numéro 80 ou plus fin, deux brins, gennappés, d'une classe ou sorte qui n'est pas fabriquée au Canada, importés par les manufacturiers de tissus pour leur usage exclusif dans leurs fabriques pour produire des tissus.)	Total imports... Lb.	2,742	5,616	3,397	
\$	4,395	6,516	4,327		17,510
United Kingdom.Lb.	2,742	5,616	3,397		24,626
\$	4,395	6,516	4,327		17,510
United States.... Lb.					24,626
\$					
COTTON PIECE GOODS—COTON EN PIÈCE.					
Cloth such as is used for covering the outside of books, when imported for use exclusively in binding books.—(Toile à reliure importée exclusivement pour cet usage.)	Total imports... \$				
United Kingdom. \$					
United States.... \$					
Duck, grey or white, n.o.p., weighing over 8 ounces per square yard.—(Canevas, gris ou blanc, n.a.é., pesant plus de 8 onces par verge carrée.)	Total imports... Yd.				
\$					
United Kingdom. Yd.					
\$					
United States.... Yd.					
\$					
Woven fabrics, wholly of cotton, not bleached, mercerized nor coloured, n.o.p. (Tissus entièrement de coton, ni blanchis, ni mercerisés, ni colorés, n.a.é.)	Total imports... Yd.	4,160,383	3,477,887	2,898,448	17,319,217
\$	539,306	455,702	290,376	2,093,601	3,774,237
United Kingdom. Yd.	407,680	563,121	374,533	4,050,805	2,544,493
\$	54,792	53,765	35,801	379,845	319,773
United States.... Yd.	3,744,378	2,909,845	1,713,829	13,214,486	17,168,845
\$	482,845	301,109	254,407	1,710,863	2,446,024
Canton flannels, sheetings, napped or un-napped and pillow cotton, not coloured.—(Flanelle canton, à draps, duvetée ou non et coton à tricots, non coloré.)	Total imports... Yd.	47,449	41,926	24,795	536,559
\$	9,129	12,426	6,265	78,902	66,716
United Kingdom. Yd.	22,104	37,035	19,439	164,597	252,475
\$	6,352	11,288	5,036	39,103	59,700
United States.... Yd.	25,270	3,951	5,356	381,712	53,561
\$	2,776	1,050	1,230	39,743	6,919

IMPORTS into Canada for Consumption, etc.—Continued.

Articles and Countries from which Imported.	Months, 1929			Six Months ending September		
	July	August	September	1928	1929	
COTTON AND ITS PRODUCTS—Continued.						
COTON ET SES DÉRIVÉS—suite.						
COTTON PIECE GOODS—Continued.						
COTON EN PIÈCE—suite.						
Plain shirtings, cambrics, longcloths, nainsooks, flannelettes and saxonies; not coloured.—(Tissus à chemises, cambrics, batistes, nainsooks, flannelettes et tissus de Saxe, non colorés.)	Total Imports.... Yd.	102,064	131,281	82,938	518,720	519,418
	\$	16,896	19,191	13,011	79,580	82,965
United Kingdom. Yd.	\$	44,186	59,043	21,068	352,052	291,710
	\$	6,436	8,442	3,591	57,505	37,083
United States.... Yd.	\$	57,838	71,338	61,270	159,224	278,172
	\$	10,444	10,749	9,420	20,513	45,699
Towelling in the web, not coloured.—(Tissu à serviettes, en pièces, non coloré.)	Total Imports.... Yd.	13,465	8,162	10,139	60,666	58,197
	\$	1,976	1,005	1,532	7,764	8,182
United Kingdom. Yd.	\$	4,394	6,005	4,107	40,689	28,770
	\$	1,133	708	857	5,587	4,856
United States.... Yd.	\$	9,071	2,157	6,032	19,977	29,418
	\$	843	297	675	2,177	3,326
Voiles, serims, victoria lawns, plain, striped or checked lawns; India linens, muslins, plain, checked or striped; fancy shirtings, piques, cords, diaper, and jaconets; not coloured.—(Voiles, canevas à rideaux, linon victoria, linons rayés ou à carreaux, toiles de l'Inde, mousselines, unies, à carreaux ou rayées; tissus pour chemises de fantaisie, piqués, cordés, diaprés et jaconas; non colorés.)	Total Imports.... Yd.	35,948	51,713	22,013	149,463	213,414
	\$	3,262	5,781	3,227	21,325	28,585
United Kingdom. Yd.	\$	6,590	2,945	5,115	60,582	61,468
	\$	861	564	960	13,062	9,447
United States.... Yd.	\$	29,346	48,768	16,898	83,334	161,032
	\$	2,395	5,220	2,267	6,944	15,820
Woven fabrics wholly of cotton, bleached or mercerized, n.o.p., not coloured.—(Tissus entièrement de coton, blanchis ou mercerisés, n.a.é., non colorés.)	Total Imports.... Yd.	994,819	1,789,636	1,096,004	5,989,979	7,498,641
	\$	138,958	174,065	149,817	895,768	848,768
United Kingdom. Yd.	\$	672,849	852,041	730,696	3,256,821	3,470,950
	\$	91,413	107,742	105,879	509,987	511,695
United States.... Yd.	\$	299,637	919,669	354,879	2,587,435	3,792,568
	\$	42,322	61,982	40,885	357,861	306,749
Cotton fabrics, printed, n.o.p.—(Tissus de coton, imprimés, n.a.é.)	Total Imports.... Yd.	1,787,986	1,675,524	1,367,933	7,437,528	10,114,677
	\$	307,791	289,379	338,046	1,421,138	1,805,199
United Kingdom. Yd.	\$	668,625	692,363	443,515	3,335,959	3,218,141
	\$	125,290	136,556	93,874	707,641	649,289
United States.... Yd.	\$	1,072,388	916,732	864,980	3,780,030	6,550,016
	\$	167,961	133,252	128,251	638,884	1,057,090
France..... Yd.	\$	1,689	23,841	36,972	42,677	92,753
	\$	1,465	6,315	7,753	16,140	25,532
Germany..... Yd.	\$	2,118	4,335	4,359	17,106	15,041
	\$	716	1,537	1,315	7,478	5,468
Fabrics, yarn or piece dyed, n.o.p.—(Tissus en coton teint, ou teints en pièce, n.a.é.)	Total Imports.... Yd.					
	\$					
United Kingdom. Yd.	\$					
	\$					
United States.... Yd.	\$					
	\$					
Belgium..... Yd.	\$					
	\$					
Czecho-Slovakia. Yd.	\$					
	\$					
France..... Yd.	\$					
	\$					
Germany..... Yd.	\$					
	\$					
Italy..... Yd.	\$					
	\$					
Japan..... Yd.	\$					
	\$					
Netherlands.... Yd.	\$					
	\$					
Switzerland.... Yd.	\$					
	\$					
Cotton fabrics, piece dyed, n.o.p.—(Tissus de coton, teints en pièce, n.a.é.)	Total Imports.... Yd.	2,013,395	1,744,874	1,642,554	11,072,424	10,818,891
	\$	364,729	345,833	319,842	2,173,780	2,065,981
United Kingdom. Yd.	\$	1,071,730	1,010,114	920,530	5,752,246	5,356,077
	\$	210,832	199,624	189,777	1,187,012	1,074,686
United States.... Yd.	\$	816,281	616,295	609,754	4,730,603	4,760,625
	\$	116,324	101,538	97,948	801,339	775,873
Belgium..... Yd.	\$	11,163	14,619	5,173	50,557	63,611
	\$	4,502	6,155	2,937	21,683	28,062
Czecho-Slovakia. Yd.	\$	37,608	35,107	21,442	52,575	139,006
	\$	13,341	13,091	5,513	18,061	50,025
France..... Yd.	\$	5,202	14,442	15,717	38,878	51,731
	\$	3,998	8,783	5,539	23,204	23,307

IMPORTATIONS AU Canada pour consommation, etc.—*Suite.*

Articles et pays de provenance.			Mois, 1929			Six mois terminés avec septembre	
			Juillet	Août	Septembre	1928	1929
Cotton fabrics, piece dyed, n.o.p.—Coton bleu—(Tissus de coton, teints en pièce, n.a.é.—fin.)	Germany.....	Yd.	1,392	14,881	10,870	61,121	36,063
		\$	781	3,533	4,324	28,092	11,875
	Italy.....	Yd.	24,416	15,023	20,467	122,752	158,577
		\$	5,365	6,042	5,734	41,406	46,156
	Japan.....	Yd.	22,350	6,078	14,199	142,002	88,577
		\$	1,490	541	1,260	12,036	7,650
	Netherlands.....	Yd.	19,758	13,974	19,529	87,090	112,134
	\$	5,657	4,076	5,466	24,462	34,358	
Switzerland.....	Yd.	5,186	4,153	1,929	32,342	47,859	
	\$	2,341	970	766	11,489	13,002	
Cotton fabrics, yarn dyed, n.o.p.—(Tissus de coton, teints, n.a.é.)	Total imports.....	Yd.	899,337	582,650	547,159	1,168,469	3,543,573
		\$	182,932	116,479	144,053	1,026,863	859,298
	United Kingdom.....	Yd.	376,438	267,881	158,915	1,896,223	1,209,597
		\$	73,873	56,962	39,011	418,075	283,151
	United States.....	Yd.	333,752	223,382	302,050	1,873,087	1,736,998
		\$	71,729	56,489	60,361	430,741	393,356
	Belgium.....	Yd.	9,522	4,573	3,357	27,105	34,751
		\$	1,410	1,584	1,869	11,904	17,777
	Czecho-Slovakia.....	Yd.	35,601	31,482	33,134	67,471	173,145
		\$	11,890	7,089	12,263	21,832	54,142
	France.....	Yd.	4,554	6,926	6,105	59,888	56,753
		\$	4,084	3,663	4,799	34,340	23,451
	Germany.....	Yd.	8,945	20,087	27,404	102,137	105,531
		\$	5,074	10,462	14,528	63,580	49,970
	Italy.....	Yd.	2,211	14,701	7,205	40,733	48,167
	\$	906	5,804	3,251	20,853	18,806	
Netherlands.....	Yd.	22,607	13,047	6,814	24,619	65,516	
	\$	9,535	3,909	2,314	7,713	22,601	
Switzerland.....	Yd.	22	388	331	31,399	1,882	
	\$	15	104	418	8,745	1,275	
Total imports.....	\$	7,379	7,376	3,629	41,219	39,714	
United Kingdom.....	\$	
United States.....	\$	7,379	7,376	3,629	41,001	39,714	
Woven fabrics wholly of cotton, imported by manufacturers of corsets, for use exclusively in the manufacture of such articles in their own factories.—(Tissus entièrement de coton, importés par les manufacturiers, exclusivement pour la fabrication de corsets dans leurs fabriques.)	Total imports.....	Yd.	280,643	257,983	258,103	1,342,311	1,153,352
		\$	171,431	160,734	164,055	882,926	725,171
	United Kingdom.....	Yd.	207,633	188,218	194,470	879,529	795,048
		\$	111,665	108,082	107,072	481,031	443,721
	United States.....	Yd.	27,384	33,947	35,720	270,978	167,161
		\$	25,400	25,670	25,490	234,063	128,400
	Belgium.....	Yd.	11,781	7,553	6,511	44,829	48,243
		\$	9,323	6,057	5,845	32,167	30,955
	France.....	Yd.	12,660	6,151	12,291	97,650	53,069
		\$	13,635	9,755	13,590	102,748	54,106
Germany.....	Yd.	5,820	2,524	3,247	21,403	30,221	
	\$	7,727	2,841	2,946	21,448	20,181	
Netherlands.....	Yd.	11,328	11,528	1,858	19,363	39,678	
	\$	6,720	6,674	2,770	14,477	24,424	
Total imports.....	\$	
United Kingdom.....	\$	
United States.....	\$	
Tape of cotton, not over 1½ inches in width. (Galon, ne dépassant pas 1½ pouce de largeur.)	Total imports.....	\$
	United Kingdom.....	\$
	United States.....	\$
Tape, white, coloured or dyed, n.o.p.—(Galon blanc, teint ou coloré, n.a.é.)	Total imports.....	\$
	United Kingdom.....	\$
	United States.....	\$
Woven or braided fabrics wholly of cotton, generally known as tapes or webbing, not exceeding 12 inches in width, with cut pile or not.—(Tissus à braidebourg, entièrement de coton, nommés généralement galons ou rubans, n'excédant pas 12 pouces de largeur, avec ou sans rayures.)	Total imports.....	\$	23,110	18,976	21,633	117,661	114,440
	United Kingdom.....	\$	13,015	12,044	13,096	60,403	64,704
	United States.....	\$	10,001	6,612	7,909	56,637	49,168
Woven fabric of cotton, not coloured, imported exclusively by manufacturers for the manufacture of typewriter ribbons in their own factories.—(Tissus de coton, non teints, importés par les manufacturiers, exclusivement pour la fabrication de rubans de clavigraphes dans leurs fabriques.)	Total imports.....	\$	3,326	5,763	5,219	24,939	31,230
	United Kingdom.....	\$	3,108	5,440	5,719	21,500	28,554
	United States.....	\$	212	323	3,459	2,676
Lampwick.—(Mèches de lampes.)	Total imports.....	\$
	United Kingdom.....	\$
	United States.....	\$

IMPORTS into Canada for Consumption, etc.—Continued.

Articles and Countries from which Imported.	Months, 1929			Six Months ending September		
	July	August	September	1928	1929	
COTTON AND ITS PRODUCTS—Continued.						
COTON ET SES DÉRIVÉS—suite.						
LACE AND EMBROIDERY OF COTTON.						
DENTELLE ET BRODERIE DE COTON.						
Embroideries wholly of cotton, not coloured, imported by manufacturers for use exclusively in the manufacture of clothing in their own factories.—(Broderies entièrement de coton, non teintées, importées par les manufacturiers, exclusivement pour la confection de vêtements dans leurs fabriques.)	Total imports . . . \$	489	595	62	8,360	5,718
	United Kingdom.	\$ 29	50	642	210
	United States.	\$ 40	12	683	1,327
	Switzerland.	\$ 343	595	5,874	3,636
Embroideries, cotton, n.o.p.—(Broderies de coton, n.a.é.)	Total imports . . . \$	14,521	15,937	19,442	56,966	87,695
	United Kingdom.	\$ 4,286	5,047	0,900	13,626	28,428
	United States.	\$ 992	1,025	523	4,196	5,738
	Switzerland.	\$ 3,537	2,406	3,016	26,412	14,940
Lace wholly of cotton, not coloured, imported by manufacturers for use exclusively in the manufacture of clothing in their own factories.—(Dentelle entièrement de coton, non colorée, importée par les manufacturiers exclusivement pour la confection de vêtements dans leurs fabriques.)	Total imports . . . \$	8,113	3,541	4,165	51,271	38,611
	United Kingdom.	\$ 2,632	858	1,309	13,091	12,287
	United States.	\$ 1,939	1,479	1,628	12,170	10,853
	France.	\$ 487	53	518	14,896	2,390
	Germany.	\$ 1,596	567	447	4,311	8,173
	Switzerland.	\$ 1,360	181	156	5,348	4,227
Lace, bobbinet, nets and nettings, manufactures of lace, and pillow shams, cotton, n.o.p.—(Dentelle, tulle-bobin, filet, articles en dentelle et parures de tules d'oreillers, en coton, n.a.é.)	Total imports . . . \$	124,983	165,759	113,877	561,535	698,619
	United Kingdom.	\$ 59,309	77,681	61,400	316,702	309,028
	United States.	\$ 31,266	34,226	22,002	93,714	163,773
	British India.	\$	916	148	3,175	2,052
	China.	\$ 3,153	1,660	1,877	14,639	17,421
	France.	\$ 13,048	14,789	9,492	51,036	89,313
	Germany.	\$ 13,870	21,868	12,241	37,653	61,197
	Switzerland.	\$ 3,751	9,900	2,459	32,178	29,374
White cotton bobbinet, plain, in the web.—(Tulle-bobin de coton blanc, uni, en pièces.)	Total imports . . . Yd.	9,249	5,152	4,068	49,616	37,510
	United Kingdom.	Yd. 1,869	995	969	6,686	6,874
	United States.	Yd. 9,249	5,152	3,268	47,092	30,661
	United States.	Yd. 1,869	995	889	8,935	6,292
	United States.	Yd.	800	2,531	6,846
	United States.	Yd.	100	751	672
WEARING APPAREL, N.O.P., OF COTTON.						
VÊTEMENTS, N.A.É., DE COTON.						
Blouses and shirtwaists, cotton.—(Blouses et chemisettes, en coton.)	Total imports . . . \$	573	828	72	855	4,649
	United Kingdom.	\$	61	67	149
	United States.	\$ 573	767	72	788	4,500
Collars and cuffs, cotton.—(Faux-cols et manchettes, en coton.)	Total imports . . . \$	4,837	3,999	3,978	17,882	21,709
	United Kingdom.	\$ 2,192	2,012	2,317	9,991	12,065
	United States.	\$ 812	679	469	4,948	4,669
Corsets of cotton.—(Corsets en coton.)	Total imports . . . No.	315	312	241	7,119	7,067
	United Kingdom.	No. 613	599	543	14,805	3,360
	United States.	No.	29	442	31
	United States.	No.	77	372	87
	United States.	No. 315	195	177	6,251	1,705
	United States.	No. 613	282	215	13,550	2,473
Socks and stockings wholly or in part of vegetable fibres, but not containing silk, artificial silk nor wool.—(Bas et chaussettes entièrement ou partiellement de fibres végétales, mais ne contenant pas de soie, ni soie artificielle, ni laine.)	Total imports . . . Doz. pr.	43,617	41,186	41,739	245,158	312,076
	United Kingdom.	Doz. pr. \$ 49,638	47,223	46,030	314,386	376,952
	United States.	Doz. pr. \$ 1,730	2,210	2,021	5,144	11,744
	Germany.	Doz. pr. \$ 4,756	5,030	4,372	14,779	29,704
	Japan.	Doz. pr. \$ 21,376	21,018	20,815	189,593	176,738
	United States.	Doz. pr. \$ 28,927	25,836	28,319	217,699	235,244
	Germany.	Doz. pr. \$ 2,089	519	166	2,757	15,987
	Japan.	Doz. pr. \$ 2,545	2,372	942	7,338	30,958
	United States.	Doz. pr. \$ 14,747	11,700	10,740	22,859	85,180
	United States.	Doz. pr. \$ 9,607	8,210	10,460	16,891	58,409
Shirts, not knitted, cotton.—(Chemises, non tricotées, en coton.)	Total imports . . . Doz.	885	2,192	1,343	3,557	9,301
	United Kingdom.	Doz. \$ 9,468	11,581	11,796	41,218	82,627
	United States.	Doz. \$ 326	224	327	1,962	1,730
	United States.	Doz. \$ 3,839	2,791	4,355	26,677	22,743
	United States.	Doz. \$ 515	1,968	976	1,324	7,183
	United States.	Doz. \$ 4,511	11,790	6,932	16,174	52,747

IMPORTATIONS au Canada pour consommation, etc.—*Suite.*

Articles et pays de provenance.	Mois, 1929			Six mois terminés avec septembre	
	Juillet	Août	Septembre	1928	1929
Undershirts and drawers, cotton.—(Camisoles et caleçons en coton.)	Total imports ... \$				
	United Kingdom... \$				
	United States... \$				
	Japan... \$				
Underwear, cotton, knitted, valued at 90c. per lb., or less.—(Sous-vêtements en coton, tricotés, d'une valeur de 90c. la livre ou moins.)	Total imports ... \$	1,073	5,568	4,882	16,628
	United Kingdom... \$			66	504
	United States... \$	806	4,383	3,726	6,878
	Japan... \$	267	257	154	8,669
Underwear, cotton, knitted, valued at more than 90c. per lb.—(Sous-vêtements en coton, tricotés, valant plus de 90c. la livre.)	Total imports ... \$	4,708	13,152	5,613	30,551
	United Kingdom... \$		2,725	2,423	12,160
	United States... \$	3,123	9,874	2,675	16,047
Cotton clothing, n.o.p.—(Coton à vêtements, n.a.é.)	Total imports ... \$	126,827	128,581	107,535	657,465
	United Kingdom... \$	23,142	38,023	39,861	184,437
	United States... \$	80,834	70,207	50,965	352,751
	Belgium... \$	10,253	7,857	4,542	21,404
	France... \$	4,840	7,183	6,688	43,439
	Japan... \$	3,612	464	3,394	31,833
COTTON MANUFACTURES, N.O.P. ARTICLES EN COTON, N.A.E.					
Fillets of cotton and rubber, not exceeding seven inches wide, when imported by manufacturers of card clothing, for use exclusively in the manufacture of card clothing in their own factories.—(Bandelettes en coton et en caoutchouc, n'excedant pas sept pouces de largeur, importées par les fabricants de machines à carder, pour leur propre usage.)	Total imports ... \$				
	United Kingdom... \$				
	United States... \$				
Bags, seamless, cotton.—(Sacs, sans coutures, en coton.)	Total imports ... \$	3,718	3,352	12,243	29,674
	United Kingdom... \$		66		1,286
	United States... \$	3,718	3,286	12,243	19,340
	British India... \$				22,952
Bags made up by the use of the needle, n.o.p.—(Sacs cousus à l'aiguille, n.a.é.)	Total imports ... \$	6,753	9,579	11,112	55,691
	United Kingdom... \$	68	307	46	1,247
	United States... \$	5,720	7,528	8,686	44,443
	Cuba... \$	565	1,600	2,334	9,115
Belting of cotton for machinery.—(Courroies en coton pour machinerie.)	Total imports ... \$	8,830	5,315	6,679	36,062
	United Kingdom... \$	2,124	1,529	1,605	10,938
	United States... \$	6,706	3,786	5,174	25,124
Blankets, household, wholly of cotton, not to include horse blankets, automobile or steamer rugs nor similar articles.—(Couvertures, pour usage domestique, entièrement de coton, à l'exclusion des couvertures pour chevaux, automobiles, navires et autres.)	Total imports ... No.	54,196	79,156	37,411	247,550
	\$	40,815	56,631	31,155	216,877
	United Kingdom... No.	3,118	5,038	2,333	10,561
	\$	2,664	3,925	2,285	10,158
	United States... No.	20,304	45,791	19,206	112,530
	\$	18,385	30,623	17,402	125,738
	Belgium... No.	5,930	5,049	500	44,444
	\$	5,255	5,180	464	30,751
	Germany... No.	17,670	12,618	10,736	64,150
	\$	11,700	10,204	7,745	31,802
Boot, shoe, shirt and stay laces of cotton.—(Lacets de bottines, de souliers, de chemises, en coton.)	Total imports ... \$	6,786	2,438	5,453	30,130
	United Kingdom... \$	12	96		1,757
	United States... \$	2,921	1,983	3,199	16,215
	Belgium... \$	3,450	359	1,687	10,859
Brands, fringes and tassels, cotton.—(Frassementerie, franges et glands, en coton.)	Total imports ... \$	7,478	3,090	4,297	30,176
	United Kingdom... \$	669	576	141	5,876
	United States... \$	6,330	2,241	3,696	21,629
Braided candle-wick with or without wire centre or braided taper-wick with or without wire centre when imported by manufacturers of wax candles or wax tapers for use only in their own factories in the manufacture of wax candles or wax tapers.—(Mèche de cierge, tressée, avec ou sans fil de fer ou mèche de rat de cave, tressée, avec ou sans fil de fer, importées par les fabricants de cierges ou rats de cave, pour leur usage dans leurs propres fabriques.)	Total imports ... \$	710	1,346	323	7,833
	United Kingdom... \$				1,613
	United States... \$	710	1,153	323	5,225
Curtains, woven, cotton, plain, not coloured.—(Rideaux, tissus, en coton uni, non colorés.)	Total imports ... \$	3,993	1,648	2,747	16,653
	United Kingdom... \$	995	717	1,391	7,346
	United States... \$	2,754	304	883	1,840

IMPORTS into Canada for Consumption, etc.—Continued.

Articles and Countries from which Imported.	Months, 1929			Six Months ending September		
	July	August	September	1928	1929	
COTTON AND ITS PRODUCTS—Concluded.						
COTON ET SES DÉRIVÉS—fin.						
COTTON MANUFACTURES, N.O.P.—Concluded.						
ARTICLES EN COTON, N.A.E.—fin.						
Curtains, cotton, n.o.p.—(Rideaux en coton, n.a.é.)	Total Imports.... \$	59,399	62,625	47,526	286,732	242,804
	United Kingdom. \$	27,452	26,512	24,801	147,415	116,448
	United States.... \$	13,638	8,597	4,356	53,943	45,594
	Switzerland..... \$	14,447	20,835	17,548	70,990	67,554
	Total Imports.... \$	6,361	9,129	4,966	61,694	38,549
	United Kingdom. \$	5,015	5,268	3,267	46,304	27,317
	United States.... \$	148	596	322	4,481	3,063
	Japan..... \$	237	890	870	6,722	3,503
Diapers, tray cloths, bath mats, wash cloths, table cloths, napkins, dresser scarves, consisting of woven fabrics wholly of cotton, not further manufactured than hemmed or hemstitched, not coloured, not embroidered nor otherwise ornamented.—(Linge ouvré, nappes de plateau, carpettes de bain, débarbouillettes, nappes, serviettes, parures de chambre, en coton, seulement ourlés ou à fil tiré, ni teint, ni brodé ou autrement façonné.)	Total Imports.... \$	29,316	12,618	8,444	64,530	84,338
	United Kingdom. \$	245	252	1,569
	United States.... \$	20,071	12,618	8,444	64,278	82,769
Seamless cotton duck in circular form, of a class or kind not made in Canada, for use in the manufacture of hose pipe.—(Canevas circulaire, en coton, d'une espèce non fabriquée au Canada, à l'usage des fabricants de boyaux.)	Total Imports.... \$	116,427	136,773	145,766	491,244	603,917
	United Kingdom. \$	76,560	66,538	85,492	319,487	381,605
	United States.... \$	455	848	1,254	5,72	4,592
	France..... \$	1,968	923	2,558	8,159	7,818
	Germany..... \$	711	165	1,352	6,592	4,222
	Switzerland..... \$	35,008	65,536	62,087	141,743	194,325
Knitted fabric wholly of cotton, in the web, imported by manufacturers of rubber boots and shoes for use exclusively in the manufacture of such articles in their own factories.—(Tissu tricôté entièrement de coton, en pièces, importé par les manufacturiers de chaussures en caoutchouc, exclusivement à l'usage du fabricant de tels articles dans sa propre fabrique.)	Total Imports.... \$	11,780	16,878	17,308	85,602	67,796
	United Kingdom. \$
	United States.... \$	11,780	16,878	17,308	85,602	67,796
Mantle stocking for gas light.—(Manchons pour becs de gaz.)	Total Imports.... \$	1,242	7,707
	United Kingdom. \$
	United States.... \$	1,242	7,707
Quilts and counterpanes of cotton, not coloured.—(Couvre-pieds et courtes-pointes en coton, non teint.)	Total Imports.... No.	6,419	11,479	6,931	56,344	51,556
	\$	13,898	19,178	10,611	104,673	96,155
	United Kingdom.No.	6,269	10,478	5,656	45,432	46,301
	\$	13,501	17,981	8,753	87,401	88,203
	United States.... No.	128	620	1,150	10,141	4,530
	\$	258	740	1,583	15,356	6,577
Sheets and pillow cases of cotton, plain, not coloured.—(Draps de lit et taies d'oreillers en coton, uni, non teint.)	Total Imports.... \$	28,524	66,461	33,762	188,056	217,386
	United Kingdom. \$	27,417	65,258	31,796	176,091	209,535
	United States.... \$	960	1,008	1,606	11,080	6,607
Towels, cotton, not coloured.—(Essuie-mains, en coton.)	Total Imports.... \$	10,739	10,454	11,126	68,242	63,142
	United Kingdom. \$	5,211	2,984	3,348	30,454	26,537
	United States.... \$	5,246	6,915	7,727	34,904	34,585
Articles, made from woven fabrics and all textile manufactures, wholly or partially manufactured, composed wholly of cotton, n.o.p.—(Articles faits de tissus et tous textiles, entièrement ou partiellement ouvrés, composés entièrement de coton, n.a.é.)	Total Imports.... \$	298,825	195,800	186,854	1,289,048	1,203,211
	United Kingdom. \$	72,484	65,415	57,918	441,001	354,490
	United States.... \$	109,981	110,939	112,342	729,803	734,876
	Belgium..... \$	7,659	3,776	2,826	12,462	26,006
	France..... \$	2,781	3,803	2,403	24,055	16,641
	Germany..... \$	4,385	3,791	4,521	28,699	27,878
	Japan..... \$	5,502	1,732	2,574	23,515	16,489
Total Cotton and its Products.—(Total, coton et ses dérivés.)	Total Imports.... \$	4,354,546	3,996,423	3,312,868	25,251,961	26,143,760
	United Kingdom. \$	1,167,682	1,217,027	1,045,386	6,586,949	6,000,362
	United States.... \$	2,833,809	2,388,595	1,945,787	16,986,232	18,212,802

IMPORTATIONS au Canada pour consommation, etc.—*Suite.*

Articles et pays de provenance.	Mois, 1929			Six mois terminés avec septembre	
	Juillet	Août	Septembre	1928	1929
FLAX, HEMP AND JUTE PRODUCTS.					
PRODUITS DU LIN, DU CHANVRE ET DU JUTE.					
RAW FLAX, ETC. LIN BRUT, ETC.					
Fibrilla, flax fibre and flax tow.—(Fibrilles, filasse et étoupe de lin.)	Total imports... Cwt.	5	4	2,447	724
	\$	26	24	6,747	1,546
	United Kingdom Cwt.				
	\$				
	United States... Cwt.	5	4	2,177	724
	\$	26	24	4,497	1,546
Hemp, dressed or undressed.—(Chanvre, teillé et roui, ou non.)	Total imports... Cwt.	4,559	3,003	3,734	5,321
	\$	32,965	24,330	39,338	49,848
	United Kingdom Cwt.				
	\$				
	United States... Cwt.	3,576	2,527	3,734	4,781
	\$	25,020	19,825	30,338	43,210
	New Zealand... Cwt.	846			
	\$	6,426			
	Italy... Cwt.				
	\$			540	1,181
				6,638	13,123
Jute and jute butts.—(Jute et tiges de jute.)	Total imports... Cwt.	21		120	3,416
	\$	183		962	21,034
	United Kingdom Cwt.				
	\$				
	United States... Cwt.	21		120	3,416
	\$	183		962	21,034
Oakum of flax, hemp or jute.—(Etoupe de lin, de chanvre ou de jute.)	Total imports... Cwt.	948	2,068	587	8,396
	\$	5,646	15,858	6,024	54,115
	United Kingdom Cwt.		180		664
	\$		1,905		6,983
	United States... Cwt.	948	1,888	587	7,732
	\$	5,646	13,953	6,024	47,132
Batts, batting, sheet wadding and carded sliver of vegetable fibres, n.o.p.—(Ouate, en paquets, en feuilles et bandelettes de fibres végétales, n.a.é.)	Total imports... Lb.	100	870	1,030	5,698
	\$	57	324	349	1,150
	United Kingdom Lb.				40
	\$				26,560
	United States... Lb.	100	870	1,030	31
	\$	57	324	349	1,119
YARN, THREAD AND TWINE.					
FILÉS, FILS ET FICELLE					
Yarn, linen, when imported by manufacturers of tailors' hollandes of linen, for use exclusively in the manufacture of such goods in their own factories.—(Filés de lin pour la fabrication de la toile de Hollande, employés exclusivement à cet usage, dans les propres manufactures des importateurs.)	Total imports... Lb.				
	\$				
	United Kingdom Lb.				
	\$				
	United States... Lb.				
	\$				
Yarn, linen, for the manufacture of towels, damask, or seamless linen fire hose duck, when imported by manufacturers of such articles, for use exclusively in the manufacture of such articles in their own factories.—(Filés de lin, pour la fabrication de serviettes damassées, ou de canevas tubulaire, sans couture, pour boyaux d'incendie, employés exclusivement à cet usage, dans les propres manufactures des importateurs.)	Total imports... Lb.				
	\$				
	United Kingdom Lb.				
	\$				
	United States... Lb.				
	\$				
	Belgium... Lb.				
	\$				
	Netherlands... Lb.				
	\$				
Roivings, yarns and warps wholly or in part of vegetable fibres, not more advanced than singles, n.o.p., not to contain silk, artificial silk nor wool.—(Boudinages, filés et chaînes de tissage, entièrement ou partiellement de fibre végétale, à l'état de fil simple, n.a.é., ne contenant ni soie, ni soie artificielle, ni laine.)	Total imports... Lb.	68,947	85,353	66,491	507,062
	\$	5,369	8,148	11,746	53,660
	United Kingdom Lb.	67,791	78,742	15,075	462,613
	\$	5,199	7,019	1,662	43,831
	United States... Lb.	1,156			4,850
	\$	170			1,261
	Italy... Lb.		6,611	51,416	34,210
	\$		1,129	10,184	6,305

IMPORTS into Canada for Consumption, etc.—Continued.

Articles and Countries from which Imported.	Months, 1929			Six Months ending September		
	July	August	September	1928	1929	
FLAX, HEMP AND JUTE PRODUCTS—Continued.						
PRODUITS DU LIN, DU CHANVRE ET DU JUTE—suite.						
YARN, THREAD AND TWINE—Concluded.						
FILÉS, FILS ET FICELLE—fin.						
Rovings, yarns and warps wholly or in part of vegetable fibres, including yarn twist, generally used for packaging and other purposes, n.o.p., not to contain silk, artificial silk nor wool.—(Boudinages, fils et chaînes de tissage, entièrement ou partiellement de fibre végétale, y compris cordonnet, généralement utilisés pour colis, paquets et autres fins, n.a.é., ne contenant pas de soie, ni soie artificielle, ni laine.)	Total imports ... Lb.	256,123	172,248	400,285	702,076	1,309,941
	\$	38,386	21,382	45,351	99,820	170,200
	United Kingdom	173,555	146,537	289,359	558,350	1,022,465
	\$	22,277	16,346	31,695	69,810	122,865
	United States	30,361	17,812	60,499	78,472	127,404
	\$	8,651	3,486	7,618	20,199	26,470
	Netherlands	6,104	2,044	6,316	26,010	32,859
	\$	885	416	729	3,512	4,505
Linen thread for hand or machine sewing. (Fil de toile pour couture à la main ou à la machine.)	Total imports ... Lb.	24,034	18,994	19,359	132,894	130,899
	\$	26,352	21,529	22,056	166,035	143,031
	United Kingdom	21,999	17,733	17,437	123,313	111,344
	\$	23,826	20,165	19,631	158,772	131,460
	United States	1,779	1,161	1,458	3,271	8,120
	\$	2,101	1,299	2,187	3,726	10,511
Rovings, yarns and warps wholly of vegetable fibres other than cotton, not to include materials for sewing, stitching nor packaging purposes, imported by manufacturers for use exclusively in their own factories in weaving fabrics or insulating wire.—(Boudinages, fils et chaînes de tissage, entièrement de fibre végétale, autre que coton, à l'exclusion des fils à coudre, à piqures et à emballage, importés par les manufacturiers pour servir exclusivement dans le tissage ou pour l'isolation des fils électriques.)	Total imports ... Lb.	435,100	123,847	288,266	1,131,529	1,422,620
	\$	75,434	25,383	50,882	299,960	265,543
	United Kingdom	366,420	98,017	258,421	674,775	1,162,152
	\$	64,625	10,532	45,978	128,530	221,866
	United States	68,080	459	30,345	426,221	225,646
	\$	10,539	117	4,704	67,001	35,433
	Italy		25,371		4,613	29,456
	\$		5,674		1,293	6,658
Sail twine of hemp or flax for the manufacture of boats' and ships' sails.—(Cordages à voiles, en chanvre ou en lin, pour la fabrication de voiles à bateaux et navires.)	Total imports ... Lb.				691	197
	\$				270	87
	United Kingdom				238	
	\$				90	
	United States				453	107
	\$				180	87
PIECE GOODS OF FLAX, ETC.						
TOILE DE LIN, ETC., EN PIÈCES.						
Canvas of hemp or flax for the manufacture of boats' or ships' sails.—(Canevas à voiles, en chanvre et en lin.)	Total imports ... \$	14	45	13	444	335
	United Kingdom				373	52
	\$	14	45	13	6	283
Woven fabrics, wholly of flax or of hemp, or of flax, hemp and cotton, not bleached, mercerized nor coloured, n.o.p.—(Tissus, entièrement de lin ou de chanvre, ou de lin, de chanvre et de coton, ni blanchis, ni mercerisés, ni colorés, n.a.é.)	Total imports ... Yd.	229,744	205,120	179,483	1,135,390	1,199,325
	\$	37,551	33,023	28,636	196,215	191,741
	United Kingdom	199,818	103,964	166,878	1,039,447	1,092,140
	\$	33,431	31,589	26,933	185,647	177,118
	United States	453	113	60	4,431	4,520
	\$	103	79	9	1,080	1,033
	Belgium	29,193	11,043	9,887	37,592	96,754
	\$	3,832	1,355	1,278	7,867	12,712
Towelling, linen, in the web, not bleached, mercerized nor coloured.—(Toile en pièce pour essuie-mains, ni blanchie, ni mercerisée, ni colorée.)	Total imports ... Yd.	2,140	2,274	2,695	36,248	20,384
	\$	396	383	582	5,946	3,741
	United Kingdom	2,115	2,274	2,695	34,152	20,259
	\$	35	383	582	5,570	3,706
	United States	25			813	125
	\$	13			111	35
Woven fabrics, wholly of flax or of hemp, or of flax, hemp and cotton, printed, dyed or coloured, n.o.p.—(Tissus, entièrement de lin ou de chanvre, ou de lin, de chanvre et de coton, imprimés, teints ou colorés, n.a.é.)	Total imports ... Yd.	248,252	261,411	176,783	1,491,940	1,291,320
	\$	46,059	55,468	35,553	285,745	269,578
	United Kingdom	240,301	245,321	172,367	1,412,998	1,244,443
	\$	43,264	51,125	33,726	259,352	248,091
	United States	724	3,242	2,082	40,349	14,857
	\$	355	870	1,393	8,654	8,836
Woven fabrics, wholly of flax or of hemp, or of flax, hemp and cotton, n.o.p., bleached or mercerized only.—(Tissus, entièrement de lin, ou de chanvre, ou de lin, de chanvre et de coton, n.a.é., blanchis ou mercerisés seulement.)	Total imports ... Yd.	89,197	66,192	81,371	312,656	420,851
	\$	21,640	20,364	18,795	77,454	112,300
	United Kingdom	86,643	61,807	73,142	290,947	394,581
	\$	20,526	18,522	15,882	72,070	101,631
	United States	1,515	192	205	1,049	3,614
	\$	625	71	57	260	2,377

IMPORTS into Canada for Consumption, etc.—Continued.

Articles and Countries from which Imported.	Months, 1929			Six Months ending September		
	July	August	September	1928	1929	
FLAX, HEMP AND JUTE PRODUCTS—Concluded.						
PRODUITS DU LIN, DU CHANVRE ET DU JUTE—fin.						
FLAX, HEMP AND JUTE MANUFACTURES, N.O.P.						
ARTICLES EN LIN, CHANVRE ET JUTE, N.A.E.						
Bags or sacks of hemp, linen or jute.— (Sacs en lin, chanvre ou jute.)	Total Imports ... \$	57,737	43,070	24,170	109,968	191,726
	United Kingdom. \$	921	102	286	2,008	1,974
	United States. \$	30,708	25,422	18,537	75,817	124,363
	British India. \$	26,028	17,437	5,327	31,498	65,081
Carpeting, mats, rugs and matting, hemp and jute.—(Tapis, nattes, carpettes et paillasons de chanvre et de jute.)	Total Imports ... \$	7,685	3,461	7,351	58,606	45,347
	United Kingdom. \$	935	1,436	988	8,665	6,195
	United States. \$	3,495	67	569	2,876	9,713
	Czecho-Slovakia. \$	1,820	1,835	3,446	38,164	19,880
	France. \$	1,342	120	1,413	6,762	6,513
Handkerchiefs, linen.—(Mouchoirs en to- ile.)	Total Imports ... \$					
	United Kingdom. \$					
	United States. \$					
	Switzerland. \$					
Handkerchiefs consisting of woven fabrics wholly of flax or of hemp, or of flax, hemp and cotton, not further manu- factured than hemmed or hemstitched, not coloured, not embroidered nor otherwise ornamented.—(Mouchoirs en tissu composé entièrement de lin ou de chanvre, ou de lin, de chanvre et de coton, non autrement ouvrés qu'ourlés ou à fil tiré, ni colorés, ni brodés, ni autrement façonnés.)	Total Imports ... \$	14,884	20,494	28,593	112,428	105,434
	United Kingdom. \$	14,017	20,222	26,927	94,396	102,526
	United States. \$		164	384	499	548
	Switzerland. \$	824		363	13,726	1,187
Handkerchiefs composed of flax or of hemp or of flax, hemp and cotton, n.o.p. (Mouchoirs composés de lin ou de chanvre, ou de lin, de chanvre et de coton n.a.é.)	Total Imports ... \$	29,047	45,914	68,719	182,691	206,282
	United Kingdom. \$	20,302	29,820	46,292	142,845	145,841
	United States. \$	374	505	1,498	2,992	3,198
	China. \$	2,986	5,698	3,083	6,320	13,279
	France. \$	286	884	1,248	3,965	3,912
	Germany. \$	804	1,744	1,774	11,478	6,129
	Switzerland. \$	4,173	7,031	14,248	11,339	31,667
Sails for boats and ships.—(Voiles pour navires et bateaux.)	Total Imports ... \$	970	1,805	242	8,361	6,930
	United Kingdom. \$	886	676	243	5,915	4,071
	United States. \$	84	1,129		2,446	2,859
Sheets, pillow cases, diapers, tray cloths, quilts, counterpanes, bath mats, wash cloths and dresser scarves, of woven fabrics wholly of vegetable fibres not further manufactured than hemmed or hemstitched, not coloured, not em- broidered, nor otherwise ornamented, n.o.p.—(Draps, taies d'oreillers, dia- prés, napperons de plateaux, couver- pieds, courtes-pointes, carpettes de bain, débarbouillettes et parures de meubles en tissu composé entièrement de fibres végétales, ourlés ou à fil tiré, ni colorés, ni brodés, ni autrement façonnés, n.a.é.)	Total Imports ... \$	15,395	26,540	17,752	130,142	108,366
	United Kingdom. \$	15,025	24,256	17,203	118,862	102,077
	United States. \$	35	1,068	165	3,825	1,409
Table cloths and napkins, woven, wholly of vegetable fibres, not coloured nor further manufactured than hemmed, n.o.p.—(Nappes et serviettes, tissées entièrement de fibres végétales, non colorées, dont la fabrication ne dépasse pas l'ourlet, n.a.é.)	Total Imports ... \$	97,515	97,015	94,285	479,877	539,527
	United Kingdom. \$	93,826	92,700	81,115	452,580	521,890
	United States. \$	55	372	332	4,178	1,617
	Czecho-Slovakia. \$	2,496	2,446	1,565	10,740	9,243
	France. \$	647	167	126	4,998	2,269
	Italy. \$		41	464	2,319	547
Towels, not coloured, n.o.p.—(Essuie- mains, non colorés, n.a.é.)	Total Imports ... \$	24,155	21,483	22,442	144,609	131,615
	United Kingdom. \$	21,979	19,748	20,357	128,414	123,775
	United States. \$	1,439	217	1,610	11,176	4,097
Articles, made from woven fabrics, and all textile manufactures, wholly or par- tially manufactured, composed wholly or in part of vegetable fibres but not containing wool, n.o.p.—(Articles fait- de tissu et tous textiles, entièrement ou partiellement ouvrés, composés en tout ou en partie de fibres végétales, mais ne contenant pas de laine.)	Total Imports ... \$	191,993	204,723	185,482	841,701	1,148,823
	United Kingdom. \$	87,286	97,830	86,843	454,802	523,401
	United States. \$	70,011	58,319	54,502	165,589	387,967
	China. \$	5,117	3,383	4,156	46,568	31,744
	Czecho-Slovakia. \$	7,807	17,773	15,884	37,017	75,137

IMPORTATIONS au Canada pour consommation, etc.—*Suite.*

Articles et pays de provenance.	Mois, 1929			Six mois terminés avec septembre		
	Juillet	Août	Septembre	1928	1929	
Articles made from fabrics, finished or unfinished, and all textile manufactures, wholly of jute, n.o.p.—(Articles faits de tissu achevé ou non et tous textiles entièrement de jute, n.a.é.)	Total imports ... \$	1,830	1,392	1,588	25,977	9,891
	United Kingdom... \$	792	301	428	15,331	3,184
	United States... \$	1,038	1,091	700	10,211	5,794
Total Flax, Hemp and Jute Products.—(Total, produits du lin, du chanvre et du jute.)	Total imports ... \$	1,458,480	1,319,896	1,187,949	7,675,637	7,714,625
	United Kingdom... \$	570,278	592,831	583,674	3,617,124	3,402,504
	United States... \$	199,639	159,554	149,127	778,930	1,052,859
SILK AND ITS PRODUCTS—SOIE ET SES DÉRIVÉS.						
RAW AND UNMANUFACTURED SILK. SOIE GRÈGE ET SOIE NON OUVRÉE.						
Silk cocoons.—(Cocons de soie.)	Total imports ... \$				40	
	United Kingdom... \$					
	United States... \$				40	
Raw silk, not more advanced than singles, not to include material wholly or partially degummed.—(Soie grège, simples filaments, qui ne contiennent pas de matière entièrement ou partiellement dégommée.)	Total imports ... Lb.	109,560	129,967	128,579	531,661	717,348
	\$	559,990	634,599	679,599	2,702,860	3,647,426
	United Kingdom... Lb.					113
	\$					577
	United States... Lb.	60,503	88,777	105,355	398,527	479,559
	\$	305,038	438,544	562,646	2,023,569	2,463,436
	Japan... Lb.	47,128	41,190	23,224	132,659	235,157
	\$	245,079	196,055	116,953	676,540	1,169,983
Garnetted material wholly of silk, artificial silk or similar synthetic fibres, produced by chemical processes, obtained by disintegrating cocoons, yarns or loose fibres wholly of silk, artificial silk or similar synthetic fibres produced by chemical processes, not more advanced than in the form of sliver; waste portions of unused fabrics, wholly of silk, artificial silk or similar synthetic fibres, n.o.p., not to include remnants nor mill ends.—(Matière entièrement de soie dégommée, de soie artificielle, ou de fibres synthétiques similaires, fruit de procédés chimiques, obtenue par la désagrégation des cocons, fils ou tissus pour l'usage; filaments ou fil simple entièrement de soie, soie artificielle ou fibres synthétiques similaires résultant de procédés chimiques, sous forme de bandelettes; déchets de tissu inutilisé, entièrement de soie, soie artificielle ou fibres synthétiques similaires, n.a.é., à l'exclusion de coupons ou reste de pièces.)	Total imports ... Lb.	6,713	2,247	7,237	13,937	30,257
	\$	1,736	674	1,877	4,560	8,852
	United Kingdom... Lb.	6,713	2,247	7,237	2,006	28,069
	\$	1,736	674	1,877	1,220	9,051
	United States... Lb.				11,766	2,188
	\$				3,304	801
SILK YARNS, THREAD, ETC. FILÉS ET FIL DE SOIE, ETC.						
Silk, in the gum or spun. Imported by the manufacturers of ribbons and shoe laces.—(Soie grue ou filée, importée par les fabricants de rubans et de lacets de chaussures.)	Total imports ... Lb.					
	\$					
	United Kingdom... Lb.					
	\$					
	United States... Lb.					
	\$					
Yarns and warps wholly of thrown silk, in the gum, n.o.p.—(Fils et chaînes de tissage entièrement en écheveaux non dégommes, n.a.é.)	Total imports ... Lb.		25	101	1,314	141
	\$		202	603	7,823	945
	United Kingdom... Lb.					
	\$					
	United States... Lb.		25	101	1,302	141
	\$		202	603	7,753	945
Rovings, yarns and warps wholly of spun silk, generally known as schappe and bourette, not more advanced than singles, n.o.p.—(Boudinages, fils et chaînes de tissage entièrement de soie filée, nappées filées et bourette, à l'état de fil simple, n.a.é.)	Total imports ... Lb.	112		958	416	1,188
	\$	497		2,820	1,623	3,933
	United Kingdom... Lb.			4	54	4
	\$			19	274	19
	United States... Lb.	112		16	320	246
	\$	497		97	1,298	1,230

Imports into Canada for Consumption, etc.—Continued.

Articles and Countries from which Imported.	Months, 1929			Six Months ending September		
	July	August	September	1928	1929	
SILK AND ITS PRODUCTS—Continued.						
SOIE ET SES DÉRIVÉS—suite.						
SILK YARNS, THREAD, ETC.—Concluded.						
FILÉS ET FILS DE SOIE, ETC.—fin.						
Rovings, yarns and warps wholly or in part of silk, n.o.p., including threads, cords or twist for sewing, embroidering or other purposes.—(Boudinages, filés et chaînes de tissage entièrement ou partiellement de soie, n.a.é., y compris fils, cordonnets à coudre, à broder et autres fins.)	Total Imports...	\$ 17,511	21,936	15,525	92,006	105,717
	United Kingdom.	\$ 8,356	14,003	6,825	49,916	41,116
	United States.....	\$ 8,980	7,873	8,874	41,682	63,500
Yarns and warps, wholly of thrown silk in the gum, rovings, yarns and warps, wholly of spun silk, not coloured, imported by manufacturers for use exclusively in their own factories for knitting underwear, for weaving, or for the manufacture of silk thread.—(Filés et chaînes de tissage de soie en écheveau non dégommée, boudinages, filés et chaînes de trame en soie filée, non colorée, importés par les manufacturiers, exclusivement pour la fabrication de sous-vêtements tricotés, le tissage et la fabrication du fil de soie dans leurs propres fabriques.)	Total Imports...Lb.	4,087	4,156	2,111	23,678	22,284
	\$	11,474	15,024	6,102	71,564	68,269
	United Kingdom.Lb.	3,336	3,144	1,760	20,231	18,318
	\$	9,294	12,319	5,004	61,022	55,262
	United States.....Lb.	96	82	131	1,024	1,238
	\$	345	394	567	5,947	5,838
	Switzerland.....Lb.	465	930	220	331	2,608
	\$	1,304	2,311	521	835	6,578
SILK PIECE GOODS—ÉTOFFES EN SOIE.						
Woven fabrics wholly or in chief part by weight of silk in the gum, not degummed or bleached, not less than 20 inches in width, imported for the purpose of being degummed, dyed and finished in Canada.—(Tissus, entièrement ou principalement au poids de la soie dans le cocon, non dégommée ou blanche, pas moins de 20 pouces de largeur, importés pour être dégommes, teints et ouvrés au Canada.)	Total Imports...Yd.	588,763	679,366	511,397	3,286,699	3,557,081
	\$	347,394	382,570	274,695	1,922,536	2,018,118
	United Kingdom.Yd.		1,952		5,085	2,112
	\$		1,754		3,782	1,870
	United States.....Yd.	684	1,123	1,379	18,683	10,312
	\$	973	797	1,116	18,921	9,913
	France.....Yd.	73,559	105,124	109,027	360,987	490,928
	\$	44,617	58,161	59,290	253,096	260,753
	Japan.....Yd.	452,084	501,208	287,600	2,476,434	2,700,830
	\$	254,454	275,797	137,005	1,330,276	1,494,337
	Switzerland.....Yd.	60,836	67,414	112,466	416,565	339,143
	\$	47,350	43,870	76,424	310,554	238,009
Silk fabrics, n.o.p.—(Tissus de soie, n.a.é.)	Total Imports...	\$				
	United Kingdom.	\$				
	United States.....	\$				
	Belgium.....	\$				
	China.....	\$				
	France.....	\$				
	Germany.....	\$				
	Italy.....	\$				
	Japan.....	\$				
	Switzerland.....	\$				
Woven fabrics, wholly of silk, exceeding 26 inches in width.—(Tissus, pure soie, excédant 26 pouces de largeur.)	Total Imports...Yd.	882,897	727,766	430,705	6,347,866	5,638,045
	\$	440,845	476,340	337,566	3,523,086	2,685,772
	United Kingdom.Yd.	9,222	10,025	4,161	82,134	43,511
	\$	14,747	14,622	6,238	98,232	62,154
	United States.....Yd.	78,943	82,394	86,053	589,029	558,636
	\$	86,100	97,358	101,442	555,163	616,508
	France.....Yd.	107,717	102,681	95,773	876,703	543,183
	\$	88,925	112,317	89,635	742,212	474,196
	Japan.....Yd.	619,141	586,247	129,323	3,967,190	3,378,015
	\$	196,793	126,601	53,817	1,356,124	1,118,020
	Switzerland.....Yd.	62,317	132,909	97,844	772,164	445,841
	\$	48,507	111,118	78,942	711,971	364,871
Woven fabrics, wholly of silk, 26 inches in width, or less, n.o.p.—(Tissus, pure soie, 26 pouces de largeur ou moins, n.a.é.)	Total Imports...Yd.	83,168	74,897	53,545	551,484	391,151
	\$	35,591	32,846	21,231	230,817	153,565
	United Kingdom.Yd.	3,249	6,335	3,217	37,328	21,012
	\$	3,638	4,638	2,172	28,103	15,378
	United States.....Yd.	3,487	1,912	439	42,818	12,701
	\$	1,664	2,506	274	29,400	9,814
	France.....Yd.	42,991	47,107	23,680	237,825	221,310
	\$	14,409	15,588	9,303	74,229	71,550
	Japan.....Yd.	11,275	12,725	4,585	162,504	38,335
	\$	3,538	4,045	1,444	45,942	11,380
	Switzerland.....Yd.	13,984	4,094	20,833	67,761	73,535
	\$	8,066	3,814	7,606	30,477	34,547

IMPORTATIONS au Canada pour consommation, etc.—*Suite.*

Articles et pays de provenance.	Mois, 1929.			Six mois terminés avec septembre		
	Juillet	Août	Septembre	1928	1929	
Woven fabrics composed in part of silk, n.o.p., not to contain wool.—(Tissus, en partie de soie, n.a.é., ne contenant pas de laine.)	Total Imports... Yd.	159,340	169,805	121,124	1,002,007	999,773
	\$	89,456	106,894	79,489	579,660	487,414
United Kingdom... Yd.	\$	15,670	14,275	19,408	50,611	78,411
	\$	13,678	11,332	17,117	48,804	67,582
United States... Yd.	\$	26,605	33,900	23,693	183,444	198,462
	\$	13,706	15,909	13,477	109,519	111,590
France... Yd.	\$	37,636	27,694	11,615	169,621	143,725
	\$	17,348	30,155	17,044	107,177	90,326
Japan... Yd.	\$	32,980	29,302	23,624	171,327	167,769
	\$	12,834	9,753	7,964	65,620	59,152
Switzerland... Yd.	\$	34,271	49,318	38,766	401,744	289,610
	\$	18,067	25,941	18,993	226,062	124,497
Knitted fabrics wholly or in part of silk not to contain wool.—(Tissus, pure soie ou en partie, ne contenant pas de laine.)	Total Imports... Yd.	100	192	113	9,792	1,542
	\$	90	278	108	9,316	1,299
United Kingdom... Yd.	\$			59	5,772	1,024
	\$			64	5,348	792
United States... Yd.	\$	100	17	54	3,464	343
	\$	90	34	44	3,425	263
Velvets.—(Velours de soie.)	Total Imports... Yd.					
	\$					
United Kingdom... Yd.	\$					
	\$					
United States... Yd.	\$					
	\$					
Belgium... Yd.	\$					
	\$					
France... Yd.	\$					
	\$					
Germany... Yd.	\$					
	\$					
Switzerland... Yd.	\$					
	\$					
Woven fabrics with cut pile, generally known as velvets and plushes, with pile wholly of silk or artificial silk, but not containing wool, exceeding 24 inches in width.—(Tissus avec rayures, appelés velours et peluches, avec rayures pure soie ou soie artificielle, ne contenant pas de laine, excédant 24 pouces de largeur.)	Total Imports... Yd.	154,295	189,667	163,497	711,381	667,610
	\$	263,111	315,576	259,416	1,013,410	1,100,527
United Kingdom... Yd.	\$	13,021	15,856	15,123	128,042	64,718
	\$	17,181	24,463	16,975	140,965	91,198
United States... Yd.	\$	3,741	2,328	2,322	15,178	19,650
	\$	13,127	5,126	5,054	34,323	67,147
France... Yd.	\$	92,746	115,389	90,718	311,175	370,182
	\$	160,713	192,230	145,772	506,082	610,976
Germany... Yd.	\$	37,695	44,848	46,039	205,388	164,743
	\$	54,273	76,628	77,746	260,912	263,433
Woven fabrics with cut pile, generally known as velvets and plushes, with pile wholly of silk or artificial silk, but not containing wool, 24 inches in width or less, n.o.p.—(Tissus avec rayures, connus sous le nom de velours et peluches, avec rayures pure soie ou soie artificielle, ne contenant pas de laine, 24 pouces de largeur ou moins, n.a.é.)	Total Imports... Yd.	43,946	72,953	51,525	353,887	292,523
	\$	32,790	43,016	32,963	237,967	139,582
United Kingdom... Yd.	\$	20,098	18,120	10,497	111,910	50,406
	\$	15,162	12,115	7,688	71,852	36,894
United States... Yd.	\$	346	34	1,265	5,990	2,179
	\$	373	73	1,032	8,389	2,538
France... Yd.	\$	20,378	47,998	37,381	204,900	133,978
	\$	13,755	25,516	22,634	119,308	79,947
Germany... Yd.	\$	3,057	6,240	1,382	29,374	14,352
	\$	3,225	7,489	1,079	36,087	18,575
Woven fabrics not exceeding 12 inches in width, generally known as "ribbons", whether with cut pile or not, wholly or in part of silk but not containing wool.—(Tissus n'exécédant pas 12 pouces de largeur, appelés rubans, avec ou sans rayures, pure soie ou en partie sans ne contenant pas de laine.)	Total Imports... \$	39,562	38,171	42,474	221,095	240,489
United Kingdom... \$	\$	2,193	1,236	919	9,510	8,693
United States... \$	\$	10,374	8,472	13,759	62,192	65,363
France... \$	\$	17,434	11,251	9,075	92,972	74,887
Germany... \$	\$	1,664	574	1,422	8,481	7,270
Switzerland... \$	\$	7,302	15,182	17,029	46,428	82,012
Boiling cloth, not made up.—(Toile à blanchir, non confectionnée.)	Total Imports... \$	2,540	4,937	3,106	21,818	23,945
United Kingdom... \$	\$	46			253	123
United States... \$	\$	2,333	4,674	2,948	19,173	22,476
Woven fabrics, wholly or in chief part by weight, of silk or artificial silk, or both, imported in the web in lengths of not less than 5 yards each by manufacturers of neckties for use exclusively in the manufacture of such articles in their own factories.—(Tissus entièrement ou en plus grande partie composés de soie ou soie artificielle ou des deux, importés en longueur de pas moins de 5 verges par les manufacturiers de bonneteries pour la fabrication de ces articles dans leurs propres fabriques.)	Total Imports... \$	190,991	169,772	177,430	885,938	942,048
United Kingdom... \$	\$	942	1,900	3,407	22,895	11,906
United States... \$	\$	19,638	19,011	19,978	145,731	123,638
Austria... \$	\$	33,453	20,121	31,749	89,368	139,072
Czecho-Slovakia... \$	\$	22,773	6,063	13,099	48,189	82,111
France... \$	\$		837		7,163	3,322
Germany... \$	\$	37,201	45,755	36,698	189,210	195,314
Italy... \$	\$	25,589	21,977	31,862	93,474	123,704
Poland... \$	\$		1,229	790	5,066	3,219
Switzerland... \$	\$	51,395	51,358	39,849	205,951	258,241

IMPORTS into Canada for Consumption, etc.—Continued.

Articles and Countries from which Imported.		Months, 1929			Six Months ending September	
		July	August	September	1928	1929
SILK AND ITS PRODUCTS—Concluded.						
SOIE ET SES DÉRIVÉS—fin.						
WEARING APPAREL OF SILK.						
VÊTEMENTS EN SOIE.						
Blouses and shirtwaists, silk.—(Blouses et chemises en soie.)	Total Imports \$		96	352	5,751	3,778
	United Kingdom. \$		96		624	589
	United States..... \$			352	1,364	2,974
Corsets of silk or artificial silk.—(Corsets en soie ou soie artificielle.)	Total Imports No.	1,274	2,187	2,168	11,451	10,748
	\$	3,284	9,829	7,838	33,923	36,365
	United Kingdom. No.		3		339	136
	\$		21		452	235
	United States..... No.	1,267	2,184	2,164	11,037	10,250
\$	3,249	9,858	7,783	33,237	34,730	
Shirts, silk.—(Chemises en soie.)	Total Imports ... Doz.	11	14	37	246	178
	\$	529	363	768	5,392	4,118
	United Kingdom Doz.	7	2		24	25
	\$	457	67	15	635	1,078
	United States.... Doz.	4	12	7	27	73
\$	72	236	313	979	1,486	
Socks and stockings, wholly or in part of silk.—(Bas et chaussettes de soie artificielle.)	Tot. Imports Doz. pr.	5,513	8,847	7,923	40,744	38,391
	\$	42,297	76,294	73,202	307,525	320,616
	U. Kingdom. Doz. pr.	586	798	507	5,124	3,000
	\$	3,512	7,459	4,489	34,770	25,359
	United States. Doz. pr.	4,311	7,268	7,171	34,017	32,897
	\$	32,907	63,575	65,964	253,081	273,419
France..... Doz. pr.	169	282	101	727	774	
\$	2,817	3,021	1,400	10,802	10,807	
Underwear, knitted, silk, valued at more than 90c. per lb.—(Sous-vêtements, tricotés, en soie valant au plus 90c. la livre.)	Total Imports \$	55	461	496	837	2,002
	United Kingdom. \$	43	21	105	284	695
	United States..... \$	12	60	15	137	522
Underwear, knitted, silk, valued at 90c. per lb. or less.—(Sous-vêtements, tricotés, en soie, d'une valeur de 90c. la livre ou moins.)	Total Imports \$				815	
	United Kingdom. \$				148	
	United States..... \$				419	
Clothing, silk, n.o.p.—(Habillements en soie, n.a.é.)	Total Imports \$	285,399	444,916	483,799	1,916,990	2,169,577
	United Kingdom. \$	25,083	30,129	52,258	209,114	197,656
	United States..... \$	190,230	242,067	260,266	949,348	1,287,087
	Belgium..... \$	1,913	9,623	9,232	23,218	37,003
	France..... \$	47,969	130,560	121,631	539,364	478,722
	Germany..... \$	259	3,251	5,237	19,822	11,976
	Japan..... \$	16,846	20,167	21,465	115,518	103,335
SILK MANUFACTURES, N.O.P.—ARTICLES						
EN SOIE, N.A.É.						
Handkerchiefs, silk and artificial silk.—(Mouchoirs de soie ou soie artificielle.)	Total Imports \$	23,223	33,225	32,591	178,323	138,537
	United Kingdom. \$	7,408	7,918	8,966	50,050	37,242
	United States..... \$	248	517	2,308	3,090	4,923
	France..... \$	2,301	5,122	2,327	17,626	18,257
	Japan..... \$	7,871	2,434	12,210	80,445	40,332
Articles made from woven fabrics and all textile manufactures, n.o.p., of which silk is the component of chief value.—(Articles faits de tissus et tous textiles, n.a.é., dont la soie est l'élément de plus grande valeur.)	Total Imports \$	61,716	79,168	74,606	333,618	363,964
	United Kingdom. \$	11,061	18,374	13,082	67,187	64,547
	United States..... \$	27,504	41,288	35,937	155,195	193,624
	France..... \$	7,970	6,915	8,473	46,349	34,691
	Japan..... \$	7,916	3,030	8,267	32,708	29,924
Total Silk and its Products.—(Total, soie et ses dérivés.)	Total Imports \$	2,441,021	2,990,177	2,608,667	14,217,499	14,666,698
	United Kingdom. \$	134,537	163,192	147,020	905,440	729,016
	United States..... \$	717,610	958,574	1,104,849	4,467,279	5,373,765

IMPORTS into Canada for Consumption, etc.—Continued.

Articles and Countries from which Imported.	Months, 1929			Six Months ending September		
	July	August	September	1928	1929	
WOOL AND ITS PRODUCTS—Continued.						
LAINES ET SES DÉRIVÉS.—suite.						
RAW AND UNMANUFACTURED WOOL—Concluded.						
LAINES BRUTES ET NON OUVRÉES—fin.						
Worsted tops.—(Houpes de laines longues.)	Total imports... Lb.	329,449	370,365	426,465	3,635,119	3,019,631
	\$	216,101	237,202	303,918	2,582,403	2,036,255
United Kingdom... Lb.		329,449	337,516	377,034	3,317,476	2,754,009
	\$	216,101	206,215	258,219	2,300,473	1,773,080
United States... Lb.					188,845	
	\$				129,009	
Australia... Lb.			27,161	27,681	110,355	189,240
	\$		25,691	26,213	132,771	189,134
Belgium... Lb.						
	\$					
France... Lb.						
	\$		5,628	21,750	18,434	77,382
	\$		5,296	19,486	20,150	74,041
Guaranteed wool grown in the white states imported by manufacturers of wools for use exclusively in their own factories.—(Déchets de laine blanche non classifiés, importés par les manufacturiers de laines destinés pour leur usage dans leurs propres manufactures.)	Total imports... Lb.		2,567		74,582	13,535
	\$		2,026		35,313	7,374
United Kingdom... Lb.			2,567		69,620	11,158
	\$		2,026		32,176	6,471
United States... Lb.					4,962	2,377
	\$				3,137	903
Wool, Yarns.—Fines et laines.						
Wool grown of all kinds.—(Laines de toutes les espèces.)	Total imports... Lb.					
	\$					
United Kingdom... Lb.						
	\$					
United States... Lb.						
	\$					
Yarns composed wholly or in part of wool, the hair of the camel, alpaca, goat or other like animal, but not containing silk nor artificial silk, n.o.p.—(Filés composés entièrement ou en partie de laine, de poil de chameau, d'alpaca, de chèvre ou d'autres animaux similaires, mais ne contenant pas de soie ou soie artificielle, n.o.p.)	Total imports... Lb.	13,531	15,135	11,348	89,519	71,838
	\$	18,893	22,568	18,236	130,496	106,712
United Kingdom... Lb.		13,264	13,809	11,090	85,946	68,589
	\$	18,586	20,576	17,776	125,043	102,582
United States... Lb.		59	510	76	964	1,365
	\$	104	884	182	948	1,637
Yarns and warps composed wholly or in part of wool, the hair of the camel, alpaca, goat or other like animal, imported by manufacturers for use exclusively in their own factories, n.o.p.—(Filés et chaînes de tissage composés entièrement ou en partie de laine, de poil de chameau, d'alpaca, de chèvre ou d'autres animaux similaires, importés par les manufacturiers, exclusivement pour être utilisés dans leurs propres fabriques, n.o.p.)	Total imports... Lb.	129,356	135,667	119,692	719,633	792,297
	\$	91,583	92,334	79,681	569,272	568,475
United Kingdom... Lb.		126,795	135,667	119,674	713,938	786,080
	\$	86,597	92,334	79,632	559,696	558,009
United States... Lb.		1,074		18	111	1,158
	\$	1,358		49	181	1,586
Yarns and warps composed wholly or in part of wool, the hair of the camel, alpaca, goat or other like animal, imported by manufacturers for use exclusively in their own factories, in the weaving of woollen or worsted fabrics (but not including carpets nor floor mats).—(Filés et chaînes de tissage composés entièrement ou en partie de laine, de poil de chameau, d'alpaca, de chèvre ou d'autres animaux similaires, importés par les manufacturiers pour être utilisés exclusivement dans le tissage des lainages ou tissés dans leurs propres fabriques, à l'exclusion des tapis et tapisseries.)	Total imports... Lb.	273,524	232,415	137,580	825,880	1,278,477
	\$	295,123	236,490	144,921	974,083	1,387,036
United Kingdom... Lb.		265,986	218,119	132,560	793,859	1,239,379
	\$	239,160	231,726	141,162	942,390	1,348,616
United States... Lb.		683	303	253		1,671
	\$	1,023	522	442		2,629
France... Lb.		6,855	3,993	4,767	31,991	20,227
	\$	4,940	4,242	3,317	31,663	27,718

IMPORTATIONS au Canada pour consommation, etc.—Suite.

Articles et pays de provenance.	Mois, 1929			Six mois terminés avec septembre		
	Juillet	Août	Septembre	1928	1929	
Yarns composed wholly or in chief value of merino wool, not more advanced than singles, dry spun on the French or Belgian systems, but not containing silk nor artificial silk, imported by manufacturers of knitted goods for use exclusively in the manufacture of such goods in their own factories.—(Filés composés entièrement ou en plus grande partie de laine mérino, en fil simple, filés à sec, système français ou belge, ne contenant ni soie, ni soie artificielle, importés par les fabricants de tricotés pour l'usage exclusif de leur industrie.)	Total imports... Lb.	152,174	159,125	157,132	867,088	873,661
	\$	181,778	185,339	178,183	1,693,629	1,635,623
	United Kingdom... Lb.	151,736	159,125	155,248	785,800	862,197
	\$	181,483	185,339	173,687	1,065,811	1,018,043
	United States... Lb.					
	\$					
Belgium..... Lb.				7,081	7,037	
\$				12,933	11,195	
France..... Lb.	438		1,884	14,207	4,427	
\$	295		2,496	19,285	6,385	
Wool Piece Goods—ÉTOFFES DE LAINE.						
	Total imports... Sq. Yd.	373,091	427,836	283,751	1,725,863	1,737,150
	\$	139,318	147,810	193,735	664,332	631,349
	U. Kingdom... Sq. Yd.	209,780	221,891	171,037	1,093,582	1,009,300
	\$	73,973	76,948	59,097	391,879	355,040
	United States... Sq. Yd.					
\$						
Belgium..... Sq. Yd.	22,801	41,110	30,533	113,561	156,287	
\$	9,205	13,571	13,558	42,987	58,962	
France..... Sq. Yd.	138,854	101,482	82,181	518,575	562,004	
\$	55,292	55,726	31,080	229,648	215,588	
Total imports... Yd.	44,223	51,543	35,028	416,262	314,863	
\$	28,635	33,329	21,197	247,367	187,233	
United Kingdom... Yd.	44,057	50,848	33,848	411,609	311,680	
\$	28,000	32,783	20,098	245,264	181,092	
United States... Yd.	216		15	3,668	1,293	
\$	35		5	1,402	1,201	
Woven fabrics, consisting of cotton warps with wefts of lustre wool, mohair or alpaca generally known as lustres or Italian linings, n.o.p.—(Toffe consistant en une chaîne de coton avec trame de lustré, de mohair ou d'alpaca appelée lustré ou doublure d'Italie, n.a.é.)	Total imports... Yd.	10,741	13,974	8,964	81,184	49,933
	\$	3,330	6,333	5,348	31,786	22,734
	United Kingdom... Yd.	9,808	9,325	5,289	45,930	38,904
	\$	2,570	3,184	1,936	16,905	14,285
	United States... Yd.	131		86	4,954	217
	\$	191		191	1,513	382
France..... Yd.	802	4,549	3,201	30,300	10,513	
\$	569	3,119	2,973	13,368	7,819	
Woven fabrics composed wholly or in part of wool, the hair of the camel, alpaca, goat or other like animal, not exceeding in weight 5 ounces to the square yard, n.o.p.—(Tissus composés entièrement ou en partie de laine, de poil de chameau, d'alpaca, de chèvre ou d'autre animal similaire, d'un poids n'excedant pas 5 onces à la verge carrée, n.a.é.)	Total imports... Yd.	78,840	66,354	65,844	528,952	324,420
	\$	47,676	41,775	42,398	287,722	198,318
	United Kingdom... Yd.	32,443	18,030	20,990	244,571	122,301
	\$	19,019	11,595	11,160	110,671	69,293
	United States... Yd.	65	123	208	6,156	396
	\$	113	215	114	6,267	442
France..... Yd.	41,305	45,922	38,028	239,141	177,159	
\$	25,096	28,953	25,543	147,562	107,981	
Knitted fabrics composed wholly or in part of wool, the hair of the camel, alpaca, goat or other like animal, not exceeding in weight 5 ounces to the square yard, n.o.p.—(Tissu tricoté, composé entièrement ou en partie de laine, de poil de chameau, d'alpaca, de chèvre ou d'autre animal similaire, d'un poids n'excedant pas 5 onces par verge carrée, n.a.é.)	Total imports... Yd.	4,160	671	3,408	29,778	8,360
	\$	897	453	2,205	17,685	3,642
	United Kingdom... Yd.	4,000	601	3,268	27,563	7,958
	\$	652	233	2,128	14,911	3,007
	United States... Yd.	160			130	160
	\$	245			152	245
Felt cloth, n.o.p.—(Feutre, n.a.é.)	Total imports... Yd.	3,391	6,235	3,537	15,012	23,160
	\$	5,191	3,254	4,036	16,253	27,363
	United Kingdom... Yd.	347	276		169	735
	\$	866	284		868	1,477
	United States... Yd.	244	5,907	1,665	12,626	11,338
	\$	365	2,728	606	12,112	9,068
Belgium..... Yd.	2,800	52	1,698	772	10,835	
\$	3,960	242	3,156	1,444	16,164	

IMPORTS into Canada for Consumption, etc.—Continued.

Articles and Countries from which Imported.		Months, 1929			Six Months ending September	
		July	August	September	1928	1929
WOOL AND ITS PRODUCTS—Continued.						
LAINÉ ET SES DÉRIVÉS—suite.						
WOOL PIECE GOODS—Concluded.						
ÉTOFFES DE LAINE—fin.						
Overcoatings.—(Étoffe à pardessus.)	Total imports.... Yd.	173,631	211,988	191,992	293,498	741,414
	\$	225,299	265,059	219,310	379,955	932,245
	United Kingdom. Yd.	144,465	158,193	143,579	276,640	583,167
	\$	183,820	200,000	157,328	337,084	721,929
	United States.... Yd.	219	113	344	824	1,220
	\$	359	173	491	931	1,804
	France..... Yd.	9,197	5,609	15,435	5,050	36,716
	\$	11,112	9,055	18,343	18,075	49,935
	Netherlands..... Yd.	3,251	4,761	2,023	4,582	12,410
	\$	8,118	10,958	5,495	14,052	30,552
Tweeds.—(Tweeds.)	Total imports.... Yd.	321,123	398,372	197,910	1,846,324	1,419,710
	\$	291,071	296,436	201,377	1,829,562	1,364,632
	United Kingdom. Yd.	304,159	279,969	175,916	1,643,133	1,310,337
	\$	266,926	255,408	171,881	1,554,411	1,221,046
	United States.... Yd.	1,550	5,813	2,045	15,650	12,055
	\$	2,431	11,040	4,052	18,590	22,034
	Czecho-Slovakia. Yd.	61	2,471	1,468	12,806	6,524
	\$	58	2,213	2,346	19,270	7,053
	France..... Yd.	5,184	6,716	3,056	70,766	25,445
	\$	10,221	12,280	3,726	119,706	42,713
	Germany..... Yd.	8,041	6,466	7,400	82,380	36,231
	\$	9,599	8,578	9,229	91,441	43,761
	Netherlands..... Yd.	105	202	379	3,854	1,408
	\$	141	390	909	8,907	2,068
Worsted and serges, including coatings.— (Worsted et serges, y compris draps à vestons.)	Total imports.... Yd.	811,094	787,796	607,319	4,997,990	4,120,798
	\$	1,113,425	1,072,945	795,281	6,543,523	5,477,488
	United Kingdom. Yd.	624,547	673,025	480,437	4,401,376	3,277,282
	\$	875,340	907,045	635,966	6,290,630	4,371,537
	United States.... Yd.	7,165	3,799	2,187	20,091	21,553
	\$	8,456	5,296	5,977	27,773	37,016
	Czecho-Slovakia. Yd.	8,326	1,837	1,797	16,974	24,027
	\$	13,561	3,281	2,374	24,220	36,769
	France..... Yd.	99,255	47,737	65,725	533,149	449,638
	\$	123,090	67,175	77,401	766,338	577,659
	Germany..... Yd.	36,933	31,203	25,608	232,761	194,542
	\$	52,778	44,544	33,368	296,533	262,079
	Italy..... Yd.	17,344	8,569	8,691	33,816	60,037
	\$	10,698	5,720	3,448	24,291	35,991
	Netherlands..... Yd.	7,439	9,630	9,599	23,141	39,108
	\$	18,631	25,215	22,770	61,139	95,502
	Sweden..... Yd.	9,041	10,268	10,668	27,667	43,582
	\$	10,115	11,861	12,333	34,081	50,404
Woven fabrics, composed wholly or in part of wool, the hair of the camel, alpaca, goat or other like animal, n.o.p.—(Tissus composés entièrement ou en partie de laine, de poil de chameau, d'alpaca, de chèvre ou d'autre animal similaire, n.a.é.)	Total imports.... Yd.	534,837	449,895	366,461	2,182,647	2,208,643
	\$	493,531	465,773	348,678	2,015,871	2,112,057
	United Kingdom. Yd.	383,454	331,248	251,705	1,547,141	1,533,398
	\$	309,440	318,538	214,271	1,263,115	1,329,571
	United States.... Yd.	20,297	25,269	21,095	157,730	135,947
	\$	30,098	31,262	23,911	175,940	159,005
	France..... Yd.	67,820	60,919	35,754	298,998	268,572
	\$	85,280	71,531	44,603	366,812	333,148
	Germany..... Yd.	29,868	18,585	35,971	107,612	140,045
	\$	33,358	24,946	40,465	130,448	157,853
Knitted fabrics, composed wholly or in part of wool, the hair of the camel, alpaca, goat or other like animal, n.o.p.— (Tricotés composés entièrement ou en partie de laine, de poil de chameau, d'alpaca, de chèvre ou d'autre animal similaire, n.a.é.)	Total imports.... Yd.	3,110	4,522	4,832	24,787	20,673
	\$	3,338	6,376	4,467	34,602	21,890
	United Kingdom. Yd.	1,405	4,057	1,265	13,722	13,006
	\$	1,948	5,752	1,217	12,409	14,310
	United States.... Yd.	120	1,244	6,046	2,609
	\$	335	1,129	12,729	2,746
Woven or braided fabrics not exceeding 12 inches in width, whether with cut pile or not, wholly or in part of wool, the hair of the camel, alpaca, goat or other like animal.—(Étoffe tissée ou tressée, n'ex- cédant pas 12 pouces de largeur, à rayures duvetées ou non, entièrement ou en partie de laine, de poil de chameau, d'alpaca, de chèvre ou d'autre animal.)	Total imports... \$	182	748	681	26,697	3,274
	United Kingdom. \$	120	10	21,989	906
	United States.... \$	62	730	681	1,789	2,368

IMPORTATIONS au Canada pour consommation, etc.—*Suite.*

Articles et pays de provenance.	Mois, 1929			Six mois terminés avec septembre		
	Juillet	Août	Septembre	1928	1929	
Woven fabrics with cut pile, wholly or in part of wool, the hair of the camel, alpaca, goat or other like animal, n.o.p. (plush)—(Tissus à rayures, entièrement ou en partie de laine, de poil de chameau, d'alpaca, de chèvre ou d'autre animal similaire, n.a.é. (peluche).)	Total imports ... Yd. \$	60,724 127,264	39,076 81,713	36,342 65,984	356,903 677,989	274,123 478,574
	United Kingdom. Yd. \$	50,584	21,196	22,188	299,817	158,975
	United States.... Yd. \$	103,668	47,728	45,833	589,267	344,647
	Germany..... Yd. \$	2,950	1,897	1,286	14,049	8,904
		6,249	2,553	2,826	27,220	16,249
		6,988	12,610	12,539	31,656	50,037
		16,660	27,805	16,855	48,995	104,698
CARPETS AND RUOS—TAPIS ET CARPETTES.						
Carpets, Axminster, all kinds, in the roll.—(Tapis d'Axminster, de toutes sortes, en rouleaux.)	Total imports ... Yd. \$	5,155 9,419	12,590 22,032	11,271 20,892	31,106 67,422	44,690 97,109
	United Kingdom. Yd. \$	5,155	8,754	10,422	28,661	38,091
	United States.... Yd. \$	9,419	18,057	19,343	63,130	85,372
			17		78	435
			30		169	813
Carpets, Axminster, all kinds, in squares. (Tapis d'Axminster, de toutes sortes, en carrés.)	Total imports ... No. \$	966 30,893	2,340 46,228	1,361 32,230	9,645 210,698	8,399 190,723
	United Kingdom. No. \$	716	1,484	850	6,498	5,407
	United States.... No. \$	27,684	30,506	21,172	163,523	137,784
		30	19	55	342	242
		1,072	934	586	6,738	7,438
	Germany..... No. \$	210	210	306	1,096	1,442
		1,808	4,320	6,994	17,861	25,756
Carpets, Brussels and Wilton, all kinds, in the roll.—(Tapis de Bruxelles et Wilton, de toutes sortes, en rouleaux.)	Total imports ... Yd. \$	2,065 4,477	1,644 2,773	3,250 8,363	9,969 20,993	9,494 23,892
	United Kingdom. Yd. \$	1,859	1,644	2,787	8,994	8,410
	United States.... Yd. \$	4,026	2,437	6,931	17,504	21,139
			100	292	509	479
			336	88	1,528	1,168
Carpets, Brussels and Wilton, all kinds, in squares.—(Tapis de Bruxelles et Wilton, de toutes sortes, en carrés.)	Total imports ... No. \$	1,851 32,998	510 16,746	1,013 22,675	4,410 107,294	5,099 119,224
	United Kingdom. No. \$	1,441	314	714	2,272	3,378
	United States.... No. \$	23,367	11,499	14,965	70,780	80,218
		7	5	2	118	65
		240	111	59	5,134	2,701
	France..... No. \$	220		88	1,643	386
		4,433		1,734	21,441	7,895
Carpets, ingrain, 2- and 3-ply, all wool or union, or paper fibre, all kinds, in the roll.—(Tapis, façon d'Ecosse, 2 et 3 brins, tout laine ou laine et coton, ou en fibre de papier, en rouleaux.)	Total imports ... Yd. \$	1,290 1,771	513 1,123	4,961 3,652	19,415 28,210	27,906 24,829
	United Kingdom. Yd. \$	648	1,103	3,233	14,581	6,518
	United States.... Yd. \$	827	236	1,966	24,456	7,214
		394	166	30	2,623	10,315
		381	223	69	1,597	3,981
Carpets, ingrain, 2- and 3-ply, all wool or union, or paper fibre, all kinds, in squares.—(Tapis, façon d'Ecosse, 2 et 3 brins, tout laine ou laine et coton, et fibre de papier, de toutes sortes, en carrés.)	Total imports ... No. \$	251 3,371	859 11,769	243 6,568	9,305 107,003	5,738 77,694
	United Kingdom. No. \$	55	820	165	1,056	1,163
	United States.... No. \$	871	8,824	4,429	29,658	22,287
		188	1	3	3,807	1,140
		2,369	15	269	17,743	6,489
	France..... No. \$	8	32	5	3,862	2,891
		131	498	271	46,952	41,688
Carpets, oriental and hand-woven, squares, all kinds.—(Tapis d'Orient et tapis tissés à la main, carrés, de toutes sortes.)	Total imports ... No. \$	2,405 119,446	3,107 243,409	1,861 138,053	14,483 683,749	12,544 810,997
	United Kingdom. No. \$	607	854	180	3,070	2,708
	United States.... No. \$	30,770	75,041	29,959	181,065	231,182
		95	275	5	668	535
	British India..... No. \$	9,984	27,948	1,566	58,383	60,653
		56	132	101	1,021	459
	China..... No. \$	7,202	11,898	7,106	41,414	33,168
		95	130	30	565	326
		4,012	11,299	1,573	29,871	22,333
	Greece..... No. \$	368	691	696	1,555	2,307
	Persia..... No. \$	25,643	37,624	40,668	105,255	148,107
		194	500	407	3,546	2,446
		7,237	52,871	35,041	110,939	146,329
	Turkey..... No. \$	817	479	319	2,783	3,126
		26,443	22,864	17,246	110,118	130,890
Carpets, tapestry and velvet, all kinds, in the roll.—(Tapisserie et tapis de velours, de toutes sortes, en rouleaux.)	Total imports ... Yd. \$	4,434 6,510	7,300 6,905	8,357 7,852	36,136 40,701	49,681 51,329
	United Kingdom. Yd. \$	2,772	7,239	2,269	15,984	24,677
	United States.... Yd. \$	4,943	0,806	1,767	16,021	27,127
		87	61	2,489	650	8,117
		113	99	2,907	754	8,340
	France..... Yd. \$	1,575		3,599	13,941	16,887
		1,454		3,178	15,896	15,862

IMPORTS into Canada for Consumption, etc.—Continued.

Articles and Countries from which Imported.	Months, 1929			Six Months ending September		
	July	August	September	1928	1929	
WOOL AND ITS PRODUCTS—Concluded.						
LAINE ET SES DÉRIVÉS—fin.						
CARPETS AND RUGS—Concluded.						
TAPIS ET CARPETTES—fin.						
Carpets, tapestry and velvet, all kinds, in squares.—(Tapisserie et tapis de velours, de toutes sortes, en carrés.)	Total imports.... No.	319	365	494	5,929	2,970
	\$	5,495	4,661	5,704	73,043	55,984
	United Kingdom. No.	73	74	48	668	1,235
	\$	3,787	2,446	1,740	12,985	23,733
	United States.... No.	10	10	5	60	84
	\$	2	83	117	1,333	1,024
	France..... No.	2	1	113	2,227	1,444
	\$	70	28	2,139	22,088	22,411
	Germany..... No.	16	5	3	1,965	31
	\$	227	99	58	23,376	596
Mats and hearth rugs, up to 3 feet x 6 feet, and runners.—(Descendres de lit et tapis de foyer, jusqu'à 3 pieds x 6 pieds, et chemins.)	Total imports.... \$	51,763	72,539	53,870	330,246	353,424
	United Kingdom. \$	20,621	31,953	24,175	125,679	126,513
	United States.... \$	5,075	7,791	6,822	42,427	36,153
	France..... \$	4,329	7,122	6,090	37,055	37,964
	Germany..... \$	2,300	3,219	2,950	20,910	13,554
	Japan..... \$	6,991	7,724	5,193	62,429	54,366
WEARING APPAREL OF WOOL.						
VÊTEMENTS EN LAINE.						
Shawls, wool.—(Châles en laine.)	Total imports.... \$	2,497	6,233	7,850	29,210	23,029
	United Kingdom. \$	1,556	5,512	3,241	21,901	13,792
	United States.... \$	402	721	404	2,592	3,588
Shirts, wool.—(Chemises en laine.)	Total imports... Doz.	45	19	33	148	224
	\$	622	331	599	3,536	3,855
	United Kingdom Doz.	33	18	17	171	187
	\$	503	313	352	3,120	3,306
	United States... Doz.	1	1	15	17	24
	\$	18	239	410	422	422
Socks and stockings, wool.—(Bas et chaussettes, en laine.)	Tot. imports. Doz. pr.					
	\$ pr.					
	U. Kingdom. Doz. pr.					
	\$ pr.					
	U. States... Doz. pr.					
	\$					
Socks and stockings, wholly or in part of wool, but not containing silk nor artificial silk, valued at more than \$1.50 per pound.—(Bas et chaussettes, entièrement ou en partie de laine, ne contenant ni soie, ni soie artificielle, valant plus de \$1.50 la livre.)	Tot. imports. Doz. pr.	54,951	63,158	55,170	218,936	241,409
	\$	238,067	290,401	253,225	994,723	1,133,571
	U. Kingdom. Doz. pr.	52,401	50,717	53,198	212,702	230,130
	\$	221,675	275,755	246,392	966,703	1,081,802
	U. States.... Doz. pr.	1,090	2,218	1,253	4,576	6,085
	\$	4,006	7,331	4,241	15,643	19,473
	\$	6,462	12,932	10,680	45,326	37,011
Socks and stockings, wholly or in part of wool, but not containing silk nor artificial silk, valued at more than 90 cents per pound, but not exceeding \$1.50 per pound.—(Bas et chaussettes, entièrement ou en partie de laine, re contenant ni soie, ni soie artificielle, valant plus de 90 cents la livre, mais ne dépassant pas \$1.50.)	Tot. imports. Doz. pr.	22,279	42,131	34,651	150,514	129,113
	\$	6,447	12,014	10,051	44,093	36,456
	U. Kingdom. Doz. pr.	22,252	42,086	33,890	145,429	118,116
	\$	15	18	24	2,004	298
	U. States.... Doz. pr.	27	45	111	3,944	788
	\$					
Socks and stockings, wholly or in part of wool, but not containing silk nor artificial silk, r. o. p.—(Bas et chaussettes, entièrement ou en partie de laine, ne contenant ni soie, ni soie artificielle, n. a. é.)	Tot. imports. Doz. pr.	1,412	4,923	1,956	19,434	10,712
	\$	3,146	8,059	5,053	44,418	21,324
	U. Kingdom. Doz. pr.	1,412	4,723	1,899	17,419	10,408
	\$	3,146	7,782	4,933	40,058	20,773
	U. States.... Doz. pr.			67	1,947	67
	\$			120	4,078	120
	\$					
Undershirts and drawers, n. o. p.—(Camisoles et caleçons, n. a. é.)	Total imports.... \$					
	United Kingdom. \$					
	United States.... \$					
Underwear, knitted, wool, valued at 90c. per lb. or less.—(Sous-vêtements tricotés, en laine, valant 90c. la livre ou moins.)	Total imports.... \$	19		562	1,941	1,959
	United Kingdom. \$	19		239	846	295
	United States.... \$			323	995	1,078
Underwear, knitted, wool, valued at more than 90c. per lb.—(Sous-vêtements tricotés, en laine, valant plus de 90c. la livre.)	Total imports.... \$	19,276	82,428	95,378	281,073	207,658
	United Kingdom. \$	18,753	77,095	94,291	267,593	189,194
	United States.... \$	523	275	96	6,893	1,919

IMPORTATIONS au Canada pour consommation, etc.—*Suite.*

Articles et pays de provenance.		Mois, 1929			Six mois terminés avec septembre	
		Juillet	Août	Septembre	1928	1929
Knitted goods of wool, n.o.p.—(Tricotés en laine, n.a.é.)	Total Imports ... \$					
	United Kingdom... \$					
	United States... \$					
	Belgium... \$					
	France... \$					
Clothing, women's and children's outer garments, wool.—(Collections pour dames et enfants.)	Total Imports ... \$	22,253	105,937	85,567	268,839	318,474
	United Kingdom... \$	7,526	54,505	28,975	109,881	124,923
	United States... \$	10,057	37,978	40,252	105,104	145,106
	France... \$	2,319	10,547	11,449	30,001	31,725
Clothing and wearing apparel, n.o.p., composed wholly or in part of wool.—(Collections et vêtements, n.a.é., composés entièrement ou en partie de laine.)	Total Imports ... \$	137,785	234,360	197,749	991,627	935,728
	United Kingdom... \$	110,955	205,368	163,422	782,141	757,899
	United States... \$	18,920	20,266	18,422	132,417	127,713
	France... \$	1,876	3,151	4,392	41,135	14,688
	Germany... \$	1,777	1,499	1,451	6,456	6,003
	Japan... \$	951	1,181	418	9,682	8,231
WOOL MANUFACTURES, N.O.P.—LAINAGES, N.A.É.						
Blankets, household, n.o.p., not to include horse blankets, automobile rugs, steamer rugs nor similar articles.—(Couvertures d'intérieur, n.a.é., à l'exclusion des couvertures à chevaux, d'automobiles, de navires ou articles similaires.)	Total Imports ... Pair	28,817	47,054	29,866	131,498	156,832
	\$	102,308	181,175	118,058	529,010	598,783
	United Kingdom... Pair	17,644	30,350	20,240	112,146	97,195
	\$	83,711	153,439	94,008	488,594	491,827
	United States... Pair	3,065	8,300	5,050	12,993	26,180
\$	9,543	18,514	13,333	29,411	63,665	
Felt, pressed, of all kinds, in the web, not consisting of or in combination with any woven, knitted or other fabric or material.—(Feutre pressé de toutes sortes, en pièce, ne contenant aucune combinaison d'autre tissu, tricot, etc.)	Total Imports ... Lb.	46,566	656,319	47,076	320,311	862,075
	\$	33,829	82,911	35,545	127,748	231,550
	United Kingdom... Lb.	3,073	11,970	4,127	45,057	28,735
	\$	3,153	6,502	3,322	16,678	19,470
	United States... Lb.	15,461	607,133	12,674	67,285	671,297
	\$	8,921	61,588	5,959	38,754	100,697
Czecho-Slovakia... Lb.	14,860	7,561	12,888	48,339	63,508	
\$	8,389	4,779	9,124	22,625	39,262	
Germany... Lb.	11,198	26,934	13,062	47,245	86,082	
\$	11,920	7,824	15,112	41,893	62,636	
Rugs, railway, steamer, travelling, lounge, automobile, etc.—(Couverts de voyage, de chemin de fer, de navire, de divan, d'automobile, etc.)	Total Imports ... \$	18,449	18,905	12,482	89,919	96,969
	United Kingdom... \$	16,441	15,847	10,989	72,970	85,605
	United States... \$	631	1,137	111	14,774	3,241
Articles, made from woven fabrics, and all textile manufactures, wholly or partially manufactured, composed wholly or in part of wool, the hair of the camel, alpaca, goat or other like animal, but of which the component of chief value is not silk, nor artificial silk, n.o.p.—(Articles faits de tissus et tous textiles, entièrement ou partiellement ouvrés, composés entièrement ou en partie de laine, de poil de chameau, d'alpaca, de chèvre ou d'autre animal similaire, mais dont la substance de première valeur n'est pas la soie ou la soie artificielle, n.a.é.)	Total Imports ... \$	64,754	44,225	47,129	284,620	277,431
	United Kingdom... \$	12,938	17,375	11,654	148,021	76,297
	United States... \$	46,831	20,301	31,854	110,241	175,536
	France... \$	2,262	3,024	1,056	8,001	10,649
	Germany... \$	1,361	2,353	1,326	5,375	5,922
	Switzerland... \$		88	259	623	347
Total Wool and its Products.—(Total laine et ses dérivés.)	Total Imports ... \$	4,693,589	5,100,493	3,995,364	26,367,433	24,682,308
	United Kingdom... \$	3,506,494	3,881,356	2,980,669	20,038,270	18,519,510
	United States... \$	259,601	337,154	229,231	1,734,293	1,430,394
ARTIFICIAL SILK (RAYON) AND ITS PRODUCTS. SOIE ARTIFICIELLE (RAYON) ET SES TRANSFORMATIONS.						
ARTIFICIAL SILK YARNS, THREADS, CORDS, ETC. FILÉS DE SOIE, FILS, CORDES, ETC.						
Artificial silk tops and waste or artificial fibre silk tops and waste produced from a form of cellulose obtained by chemical processes.—(Houppes et déchets de soie artificielle ou houppes et déchets de fibre artificielle, provenant d'une espèce de cellulose obtenue par des procédés chimiques.)	Total Imports ... Lb.					
	\$					
	United Kingdom... Lb.					
\$						
United States... Lb.						
\$						

IMPORTATIONS au Canada pour consommation, etc.—*Suite.*

Articles et pays de provenance.	Mois, 1929			Six mois terminés avec septembre	
	Juillet	Août	Septembre	1928	1929
Knitted fabrics wholly or in part of artificial silk, not to contain silk nor wool.— (Tissus tricotés, entièrement de soie artificielle, ne contenant ni soie, ni laine.)	Total imports.... Yd. \$ 1,470	1,815 1,289	4,511 2,630	29,372 18,668	27,005 17,241
United Kingdom. Yd. \$	635	1,338	3,635	10,093	9,736
United States.... Yd. \$	1,311	230	876	17,806	15,477
	629	323	864	10,883	10,221
Woven fabrics not exceeding twelve inches in width, generally known as "ribbons" a wether with cur pile or not, wholly or in part of artificial silk or similar synthetic fibres produced by chemical processes, but not containing silk nor wool.— (Tissus n'excédant pas douze pouces de largeur, entièrement ou en partie de soie artificielle ou de fibres similaires, obtenus par des procédés chimiques, ne contenant ni soie, ni laine.)	Total imports.... \$ 13,448	15,310 15,310	6,782 4,782	128,345 6,208	88,112 2,892
United Kingdom. \$	1,256	425	480	6,208	2,892
United States.... \$	2,968	2,137	1,946	12,713	11,831
France..... \$	5,617	3,938	1,652	27,779	26,734
Germany..... \$	75	1,319	1,101	7,456	3,573
Switzerland..... \$	3,532	7,500	1,603	72,628	40,628
WEARING APPAREL—VÊTEMENTS.					
Socks and stockings wholly or in part of artificial silk or similar synthetic fibres produced by chemical processes, but not containing silk.— (Bas et chaussettes, entièrement ou en partie de soie artificielle ou fibres similaires, obtenus par des procédés chimiques, ne contenant pas de soie.)	Tot. Imports. Doz. pr. \$ 97,309	30,754 102,565	27,048 85,352	162,545 467,296	263,554 658,249
U. Kingdom.. Doz. pr. \$	9,427	11,178	7,892	39,000	42,318
United States. Doz. pr. \$	40,649	58,315	36,211	188,301	196,229
	24,580	15,837	15,266	119,162	193,393
	46,887	32,036	34,826	258,428	389,043
Clothing and wearing apparel, of artificial silk, n.o.p.— (Vêtements de soie artificielle, n.a.é.)	Total imports.... \$ 27,801	41,900 41,900	59,978 59,978	119,583 34,604	184,767 33,745
United Kingdom. \$	4,319	10,953	9,029	34,604	33,745
United States.... \$	10,965	11,618	10,773	44,603	60,901
France..... \$	6,058	9,472	20,702	8,385	39,801
ARTIFICIAL SILK MANUFACTURES, N.O.P. ARTICLES EN SOIE ARTIFICIELLE, N.A.É.					
Articles made from woven fabrics and all textile manufactures, n.o.p., wholly or partially manufactured, of which the component of chief value is artificial silk or similar synthetic fibres produced by chemical processes, but not containing silk.— (Articles faits de tissu et tous tissus, n.a.é., entièrement ou partiellement ouverts, dont la substance de principale valeur est la soie artificielle ou fibres similaires obtenus par des procédés chimiques, mais ne contenant pas de soie.)	Total imports.... \$ 37,812	43,661 43,661	45,762 45,762	169,201 46,461	210,985 42,970
United Kingdom. \$	7,574	7,954	11,895	46,461	42,970
United States.... \$	11,253	10,635	13,017	44,991	65,381
Belgium..... \$	2,797	2,690	5,428	21,824	21,840
France..... \$	4,365	7,742	7,008	13,311	24,033
Germany..... \$	2,358	5,702	3,050	13,833	15,730
Italy..... \$	8,163	5,407	3,734	11,918	32,552
Total Artificial Silk (Rayon) and its Products.— (Total, soie artificielle (rayon) et ses transformations.)	Total imports.... \$ 1,103,274	1,108,250 1,108,250	1,015,342 1,015,342	5,306,133 2,313,524	6,277,527 2,587,721
United Kingdom. \$	488,112	472,204	419,261	2,313,524	2,587,721
United States.... \$	207,092	167,415	180,558	943,900	1,346,442
OTHER FIBRES AND THEIR PRODUCTS, N.O.P. AUTRES FIBRES ET LEURS DÉRIVÉS, N.A.É.					
ANIMAL FIBRES AND THEIR PRODUCTS. FIBRES ANIMALES ET LEURS DÉRIVÉS.					
Hair braids, chains or cords.— (Tresses, chaînes ou cordons en crin.)	Total imports.... \$
United Kingdom. \$
United States.... \$
Hair cloth, composed of horse hair in combination with any vegetable fibre.— (Crin, composé de crin de cheval combiné avec une fibre végétale quelconque.)	Total imports.... \$ 5,961	4,653 4,653	4,381 2,359	25,383 16,011	39,126 21,285
United Kingdom. \$	4,304	3,605	2,359	16,011	21,285
United States.... \$	1,457	1,048	2,022	9,337	8,841
VEGETABLE FIBRES AND THEIR PRODUCTS, N.O.P. FIBRES VÉGÉTALES ET LEURS DÉRIVÉS, N.A.É.					
Esparto or Spanish grass, and other grasses, n.o.p.— (Spart ou herbe d'Espagne et autres herbes, n.a.é.)	Total imports... Cwt. \$ 63	7 89	70 324	1,108 6,198	298 1,145
United Kingdom. Cwt. \$	136	89	324	6,198	1,145
United States... Cwt. \$	16	7	47	4,522	16
	63	89	210	4,127	1,015

IMPORTS into Canada for Consumption, etc.—Continued.

Articles and Countries from which Imported.	Months, 1929			Six Months ending September		
	July	August	September	1928	1929	
OTHER FIBRES AND THEIR PRODUCTS, N.O.P.						
—Concluded.						
AUTRES FIBRES ET LEURS DÉRIVÉS, N.A.E.—fin.						
VEGETABLE FIBRES AND THEIR PRODUCTS, N.O.P.—Concluded.						
FIBRES VÉGÉTALES ET LEURS DÉRIVÉS, N.A.E.—fin.						
Fibre, Mexican, istle or tampico.—(Fibre mexicaine, fibrille ou fibre Tampico.)	Total imports. Cwt.	1,445	77	375	23,798	2,855
	\$	16,847	1,673	7,888	171,541	42,186
United Kingdom	Cwt.			5	1	214
	\$			137	37	3,872
United States	Cwt.	1,445	77	370	23,471	2,420
	\$	16,847	1,673	6,952	168,012	35,382
Kapok.—(Capoc.)	Total imports. Cwt.	131	118	60	1,181	1,269
	\$	2,928	2,767	1,022	28,728	28,061
United Kingdom	Cwt.			3		3
	\$			84		84
United States	Cwt.	131	118	57	1,132	1,222
	\$	2,928	2,767	938	27,484	27,174
Manila fibre.—(Fibre de manille.)	Total imports. Cwt.	8,583	14,613	5,461	33,665	50,897
	\$	77,867	137,039	52,018	340,648	505,817
United Kingdom	Cwt.				680	
	\$				4,655	
United States	Cwt.	8,043	14,613	5,401	25,452	48,872
	\$	73,704	137,039	52,018	272,754	486,880
Philippines	Cwt.	540			8,966	2,025
	\$	4,163			58,995	18,931
Sisal fibre.—(Fibre d'agave.)	Total imports. Cwt.	46,257	34,905	9,599	247,764	195,115
	\$	321,161	272,613	68,579	1,906,730	1,562,673
United Kingdom	Cwt.				4,032	
	\$				33,264	
United States	Cwt.	46,257	34,905	9,599	238,075	195,395
	\$	321,161	272,613	68,579	1,827,493	1,488,042
Vegetable fibre, n.o.p.—(Fibre végétale, n.a.é.)	Total imports. Cwt.	2,213	3,007	1,326	11,291	13,731
	\$	21,688	29,836	10,551	103,171	140,126
United Kingdom	Cwt.	159	149	32	462	1,270
	\$	2,176	1,897	410	6,271	12,160
United States	Cwt.	617	456	397	6,155	3,767
	\$	7,456	3,523	4,466	62,226	41,027
New Zealand	Cwt.		450	447	3,819	1,789
	\$		3,152	2,853	24,851	11,960
OTHER GRASSES AND VEGETABLE FIBRES.						
AUTRES HERBES ET FIBRES VÉGÉTALES.						
Grasses, seaweed, mosses and vegetable fibres other than cotton, n.o.p.—(Herbes, plantes marines, mousses et fibres végétales autres que le coton, n.a.é.)	Total imports. Cwt.	2,160	692	2,557	4,862	10,658
	\$	896		524	178	1,896
United States	Cwt.	792	59	296	419	1,490
Binder twine.—(Ficelle d'engergage.)	Total imports. Cwt.	86,892	17,241	1,806	279,332	181,490
	\$	520,196	196,409	23,466	2,009,430	1,835,093
United Kingdom	Cwt.	160		1,200	29,022	25,360
	\$	1,940		15,383	325,336	313,108
United States	Cwt.	4,610	14,249	606	137,911	21,127
	\$	53,339	172,635	8,082	1,563,117	256,124
Netherlands	Cwt.	82,032	2,992		112,341	134,944
	\$	764,827	23,774		1,020,379	1,235,215
Coir and coir yarn.—(Caire et filés de caire.)	Total imports. Cwt.	840	505	67	2,400	2,715
	\$	4,333	3,711	538	15,922	17,760
United Kingdom	Cwt.					
	\$					
United States	Cwt.		1	67	110	68
	\$		30	538	876	568
British India	Cwt.	840	504		2,298	2,647
	\$	4,333	3,681		14,143	17,192
Cocoas carpeting, mats, rugs and matting.—(Tapis, nattes, paillassons en fibre de coco.)	Total imports. Cwt.	4,421	2,358	1,511	15,960	17,794
	\$					
United Kingdom	Cwt.		29	4	1,230	422
	\$		31	97	695	2,485
United States	Cwt.	31				
	\$	4,300	2,092	1,454	12,860	10,431

IMPORTATIONS au Canada pour consommation, etc.—*Suite.*

Articles et pays de provenance.	Mois, 1919			Six mois terminés avec septembre		
	Juillet	Août	Septembre	1918	1919	
Straw carpeting, rugs, mats and matting.— (Tapis, nattes et paillassons en paille.)	Total imports ... \$	3,453	1,141	1,541	23,511	28,804
	United Kingdom... \$	15	408	430
	United States..... \$	949	612	606	11,242	12,544
	Japan..... \$	144	77	291	2,973	10,411
Straw manufactures of, n.o.p.—(Articles en paille, n.a.é.)	Total imports ... \$	6,319	9,132	18,049	86,295	113,226
	United Kingdom... \$	107	699	2,009	9,602	17,385
	United States... \$	2,141	643	1,436	30,200	18,445
	Italy..... \$	2,364	912	236	26,485	28,187
Twine or yarn of grass, when imported by manufacturers of furniture for use only in their own factories in the manufacture of furniture.—(Ficelle ou fibre d'herbe, lorsqu'elles sont importées par les fabricants de meubles pour servir à cette fabrication, dans leurs propres manufactures.)	Total imports ... \$	390	437	390
	United Kingdom... \$
	United States..... \$	390	437	390
Total Other Fibres and Their Products, n.o.p.—(Total autres fibres et leurs produits, n.a.é.)	Total imports ... \$	1,287,390	662,503	191,625	5,649,856	4,273,259
	United Kingdom... \$	9,639	6,245	20,908	396,102	400,658
	United States..... \$	480,325	593,218	140,143	3,979,289	2,380,413
MIXED TEXTILE PRODUCTS. PRODUITS TEXTILES MÉLANGÉS.						
RAGS, WASTE AND UNMANUFACTURED PRODUCTS. CHIFFONS, DÉCHETS ET PRODUITS NON OUVRÉS.						
Rags of cotton, hemp, jute and wool.— (Chiffons de coton, de chanvre, de jute et de laine.)	Total imports ... Cwt.
	United Kingdom... \$
	United States... Cwt.
 \$
Rags and waste of any material unfit for use without further manufacture, not to include used garments nor waste portions of unused fabrics, n.o.p.—(Chiffons et déchet quelconques, impropres à l'usage sans être transformés, à l'exclusion des vêtements usagés, des restes de tissus inutilisés, n.a.é.)	Total imports ... Cwt.	33,896	24,947	33,794	208,559	190,867
 \$	172,518	133,115	145,438	1,024,332	897,996
	United Kingdom... Cwt.	8,205	6,628	15,214	59,422	68,239
 \$	39,143	30,716	41,600	180,922	217,664
	United States... Cwt.	18,759	15,461	17,506	129,655	99,633
 \$	102,962	88,938	98,535	742,089	568,838
	Netherlands... Cwt.	1,555	893	237	6,266	6,604
 \$	10,843	4,043	1,186	46,419	37,988
Waste portions of unused fabrics, or used garments, imported by manufacturers or for manufacture into wiping rags, n.o.p., in their own factories.—(Restes de tissus inutilisés ou vêtements usagés, importés par les manufacturiers pour servir exclusivement à l'effilage ou la fabrication de torchons, n.a.é., dans leurs propres fabriques.)	Total imports ... Cwt.	15,230	15,536	15,136	53,477	78,285
 \$	83,954	83,991	71,732	269,599	445,943
	United Kingdom... Cwt.	5,853	6,465	3,227	16,164	20,195
 \$	8,464	12,912	7,218	43,850	44,745
	United States... Cwt.	8,290	7,930	8,204	30,757	40,330
 \$	65,786	63,574	48,731	147,836	341,281
	Netherlands... Cwt.	26	894	431	1,976	1,469
 \$	283	5,960	2,730	15,594	10,664
Garnetted material obtained by disintegrating yarns or fabrics, prepared for use, n.o.p.; wiping rags and wiping waste, n.o.p.; waste portions of unused fabrics, machine-cleaned waste, n.o.p., not to include remnants nor mill ends, n.o.p.—(Matière épluchée, obtenue par l'effilage de filés ou tissus, préparée pour l'usage, n.a.é.; torchons et déchets de torchons, n.a.é.; restes de tissus, de torchons de machine, n.a.é., à l'exclusion des coupons et restes de pièces, n.a.é.)	Total imports ... Lb.	219,075	284,232	347,658	786,630	1,638,258
 \$	18,032	20,389	23,448	78,649	126,327
	United Kingdom... Lb.	14,298	8,317	32,556	60,904
 \$	1,815	2,381	5,153	6,902
	United States... Lb.	63,931	75,095	166,524	242,176	628,179
 \$	7,274	5,815	13,647	43,010	55,368
	Japan..... Lb.	95,000	188,460	134,707	493,790	777,748
 \$	5,442	10,897	7,248	29,691	44,653
Batts, batting and sheet wadding, n.o.p. (Ouate en paquets et en feuilles, n.a.é.)	Total imports ... Lb.	37	39,642	7,516	2,692	54,975
 \$	6	1,809	1,141	1,007	4,794
	United Kingdom... Lb.	505
 \$	164
	United States... Lb.	37	39,642	7,540	2,392	57,980
 \$	6	1,802	1,141	939	4,587

IMPORTATIONS au Canada pour consommation, etc.—Suite.

Articles et pays de provenance.	Mois, 1929			Six mois terminés avec septembre	
	Juillet	Août	Septembre	1928	1929
MIXED TEXTILE PRODUCTS—Continued. PRODUITS TEXTILES MÉLANGÉS—suite.					
CLOTH, COATED OR IMPREGNATED—Concluded. TISSU, ENDUIT OU IMPRÉGNÉ—fin.					
Cloth, coated or sized, for the manufacture of sensitized blue or black print cloth.— (Tissu, enduit ou encolé pour la fabrication de toile à imprimer, noir ou bleu.)	Total imports \$				
	United Kingdom. \$				
	United States.... \$				
Oiled silk, oiled cloth, and tape or other textile, india-rubbered, flocked or coated, n.o.p.— (Taffetas, toile cirée et galon ou autres tissus caoutchoutés, duvetés ou enduits de caoutchouc, n.a.é.)	Total imports \$				
	United Kingdom. \$				
	United States.... \$				
Fabrics, wholly of jute, coated or impregnated.— (Tissus, entièrement de jute, enduits ou imprégnés.)	Total imports \$	393	1,139	1,533	24,947
	United Kingdom. \$	9	1,006	1,420	17,522
	United States.... \$	374	133	113	7,210
Fabrics, coated or impregnated, composed wholly or in part of vegetable fibres but not containing silk, artificial silk nor wool, n.o.p.— (Tissus, enduits ou imprégnés, composés entièrement ou en partie de fibres végétales, ne contenant ni soie, ni soie artificielle, ni laine, n.a.é.)	Total imports \$	14,295	9,174	9,959	65,044
	United Kingdom. \$	2,485	3,541	1,510	18,121
	United States.... \$	11,274	5,481	8,372	62,501
Fabrics, coated or impregnated, composed wholly or in part of wool, the hair of the camel, alpaca, goat or other like animal but not containing silk nor artificial silk, n.o.p.— (Tissus, enduits ou imprégnés, composés entièrement ou en partie de laine, de poil de chameau, d'alpaca, de chèvre ou autre animal similaire, ne contenant ni soie, ni soie artificielle, n.a.é.)	Total imports \$	169	27	2,906	93,241
	United Kingdom. \$			564	39,197
	United States.... \$	169	27	1,663	45,011
	France..... \$				5,465
Fabrics, coated or impregnated, n.o.p.— (Tissus, enduits ou imprégnés, n.a.é.)	Total imports \$	11,096	14,321	12,487	62,295
	United Kingdom. \$	829	477	258	13,559
	United States.... \$	10,246	13,844	12,120	48,219
Oil cloth, floor, linoleum, cork matting or carpets.— (Toiles cirées, préclarts, carpettes ou tapis en liège et linoléum.)	Tot. imports Sq. Yd.	51,157	105,785	161,922	456,845
	\$	35,257	74,142	98,747	326,029
	U. Kingdom. Sq. Yd.	27,975	69,448	79,662	256,049
	\$	23,181	55,245	64,168	223,233
	United States. Sq. Yd.	23,182	35,858	74,914	200,596
	\$	12,076	18,308	31,193	102,670
Oil cloth, enamelled, carriage, shelf and table oil cloth.— (Toiles cirées, émaillées, pour voitures, tables et rayons.)	Tot. imports Sq. Yd.	58,275	55,688	102,769	246,347
	\$	15,153	13,152	21,621	90,463
	U. Kingdom. Sq. Yd.	10,361	2,143	13,184	43,705
	\$	2,981	684	4,507	16,549
	United States. Sq. Yd.	48,414	53,545	89,108	201,787
	\$	12,172	12,468	16,846	73,307
Typewriter ribbons.— (Rubans de clavigraphes.)	Total imports \$	1,625	2,637	2,106	15,488
	United Kingdom. \$	15	509	364	843
	United States.... \$	1,610	2,128	1,742	14,380
Woven fabrics of vegetable fibres, coated or impregnated, imported for use exclusively as "brattice cloth" in underground mining operations. (From March 1, 1929.)— (Tissus de fibres végétales, enduits ou imprégnés, importés exclusivement pour servir au cloisonnage dans les mines souterraines.) (Depuis le mars 1929.)	Total imports \$	4,265	13,439	4,047	47,727
	United Kingdom. \$	3,905	13,439	4,047	47,167
	United States.... \$	360			560
LACE AND EMBROIDERIES, N.O.P. DENTELLES ET BRODERIE, N.A.É.					
Embroideries, lace, nets and nettings, hobbie, pillow shams and manufactures of lace, nets, nettings and embroideries, n.o.p.— (Broderie, dentelle sur point et filet, tulle, parures d'oreillers et articles en dentelle, point, filet et broderie, n.s.é.)	Total imports \$	146,999	180,962	187,200	615,541
	United Kingdom. \$	53,604	63,956	69,912	331,988
	United States.... \$	12,984	13,657	14,493	74,204
	France..... \$	35,297	39,769	37,977	112,341
	Germany..... \$	7,766	12,893	18,688	29,420
	Switzerland..... \$	6,562	9,563	4,027	32,294

IMPORTS into Canada for Consumption, etc.—Continued.

Articles and Countries from which Imported.	Months, 1929			Six Months ending September		
	July	August	September	1928	1929	
MIXED TEXTILE PRODUCTS—Continued.						
PRODUITS TEXTILES MÉLANGÉS—suite.						
WEARING APPAREL, N.O.P.						
ACCESSOIRES DU COSTUME.						
Bonnets of suspender and detached parts of.—(Bonnets et lianes parties séparées.)	Total imports ... \$	4,601	8,433	2,563	22,990	27,852
	United Kingdom... \$	556	5,377	548	4,976	8,760
	United States... \$	1,687	1,696	1,693	12,224	13,689
	France... \$	939	1,149	322	2,730	2,663
Church vestments of any material.—(Vêtements sacerdotaux de toutes matières.)	Total imports ... \$	4,685	6,513	8,379	36,312	44,246
	United Kingdom... \$	879	1,030	2,525	8,614	8,600
	United States... \$	563	154	460	2,363	2,237
	France... \$	3,001	5,279	5,096	23,596	32,426
Collars and cuffs of xylonite or xylonite or celluloid.—(Faux-cols et manchettes en xylonite, xylonite ou celluloid.)	Total imports ... \$	780	713	452	2,846	4,084
	United Kingdom... \$	14		30	92	174
	United States... \$	766	321	422	2,754	3,518
Corsets of all kinds.—(Corsets de toutes sortes.)	Total imports ... No.					
	United Kingdom... No.					
	United States... No.					
Garments, knitted, n.o.p., valued at 90c. per lb. or less.—(Vêtements tricotés, n.a.é., valant 90c. la livre ou moins.)	Total imports ... \$	296	2,369	31	10,753	6,007
	United Kingdom... \$	86	717	15	1,772	2,152
	United States... \$	210	1,124	16	6,086	1,785
Garments, knitted, n.o.p., valued at more than 90c. per lb.—(Vêtements tricotés n.a.é., valant plus de 90c. la livre.)	Total imports ... \$	128,550	227,425	208,496	745,661	899,354
	United Kingdom... \$	95,138	161,815	151,232	536,471	601,960
	United States... \$	10,552	10,449	17,703	69,526	89,357
	France... \$	5,472	18,392	10,132	46,863	54,306
	Switzerland... \$	4,724	17,221	10,466	38,917	66,301
Gloves and mitts, knitted, or cut from fabric, and gloves and mitts, n.o.p.—(Gants et mitaines tricotés ou en étoffe et gants et mitaines, n.a.é.)	Total imports ... \$					
	United Kingdom... \$					
	United States... \$					
	France... \$					
	Germany... \$					
	Switzerland... \$					
Gloves, knitted, or cut from fabric, and gloves, n.o.p.—(Gants, tricotés ou en tissu et gants, n.a.é.)	Total imports ... \$	167,297	179,381	218,480	813,829	717,331
	United Kingdom... \$	70,969	56,427	80,105	283,766	240,876
	United States... \$	7,098	9,920	9,407	34,886	49,498
	France... \$	12,005	13,890	20,223	61,269	78,527
	Germany... \$	73,002	97,645	103,321	416,436	333,831
Hair nets of any material.—(Filets à cheveux de toutes sortes.)	Total imports ... \$					
	United Kingdom... \$					
	United States... \$					
	China... \$					
Hat, cap and bonnet shapes, and hat and bonnet crowns.—(Formes de chapeaux, de casquettes et autres coiffures et fonds de chapeaux et autres coiffures.)	Total imports ... \$	39,246	83,231	104,872	262,720	415,506
	United Kingdom... \$	18,927	31,607	52,562	158,888	198,436
	United States... \$	685	7,988	9,806	12,834	20,101
	France... \$	565	1,171	4,573	31,969	29,434
	Germany... \$				5,764	936
	Italy... \$	13,950	40,620	35,511	33,861	152,462
Hats, hats.—(Chapeaux ou casques.)	Total imports ... \$	112,584	395,679	226,214	936,817	940,550
	United Kingdom... \$	53,172	179,635	95,859	444,607	423,765
	United States... \$	20,263	65,938	52,126	257,596	180,515
	Czecho-Slovakia... \$	1,896	6,041	9,559	16,790	23,282
	France... \$	12,918	21,237	20,467	83,342	81,761
	Italy... \$	12,478	94,989	29,953	105,229	168,569
Hats, caps or bonnets of straw, grass or oak.—(Chapeaux, casquettes et autres coiffures en paille, en herbe ou en osier.)	Total imports ... \$	8,116	5,608	7,362	154,536	178,331
	United Kingdom... \$	1,059	1,011	5,483	42,153	31,283
	United States... \$	2,511	1,440	904	76,405	62,028
	France... \$	339	11		6,192	4,613
	Italy... \$	3,416	2,612	795	21,881	75,180
Hats, caps, hoods and bonnets, n.o.p.—(Chapeaux, casquettes, capuchons et autres coiffures, n.a.é.)	Total imports ... \$	76,991	148,795	112,906	645,473	554,177
	United Kingdom... \$	20,154	31,887	20,071	128,502	128,347
	United States... \$	29,851	57,022	56,160	231,112	254,191
	France... \$	8,762	14,341	12,260	51,216	44,168
	Germany... \$	1,138	2,597	2,293	14,727	10,444
	Italy... \$	14,521	35,943	6,082	66,924	84,072

IMPORTATIONS au Canada pour consommation, etc.—*Suite.*

Articles et pays de provenance.	Mois, 1929			Six mois terminés avec septembre		
	Juillet	Août	Septembre	1928	1929	
Caps, cloth, n.o.p.—(Casquettes en drap, n.a.é.)	Total imports ... \$	8,173	8,162	6,899	49,545	42,711
	United Kingdom... \$	943	3,184	2,146	18,758	11,393
	United States... \$	5,287	4,218	4,363	25,254	25,918
Mitts or mittens, knitted or cut from fabric and mitts or mittens, n.o.p.—(Mitaines, tricotées ou en tissu, et mitaines, n.a.é.)	Total imports ... \$	905	1,688	1,180	6,708	6,757
	United Kingdom... \$	296	720	342	1,269	1,944
	United States... \$	116	442	838	3,196	3,049
Knitted goods of every description, n.o.p.—(Articles tricotés, de tous genres, n.a.é.)	Total imports ... \$					
	United Kingdom... \$					
	United States... \$					
	France... \$					
	Germany... \$					
	Japan... \$					
	Switzerland... \$					
Knitted goods, n.o.p., valued at 90c. per lb. or less—(Articles en tricot, n.a.é., valant 90c. la livre ou moins.)	Total imports ... \$	658	577	260	29,418	5,126
	United Kingdom... \$	41	319	70	5,661	1,010
	United States... \$	447	258	190	7,767	1,983
Knitted goods, n.o.p., valued at more than 90c. per lb.—(Articles en tricot, n.a.é., valant plus de 90c. la livre.)	Total imports ... \$	55,418	76,720	48,562	223,095	331,187
	United Kingdom... \$	35,593	58,494	33,442	131,605	226,252
	United States... \$	7,520	5,598	7,276	29,290	44,176
	Belgium... \$	5,678	538	845	8,033	12,854
	France... \$	1,147	3,920	715	18,171	8,267
	Germany... \$	2,928	1,447	1,573	10,712	8,965
	Switzerland... \$	182	2,902	2,199	13,082	19,699
Clothing and hats made from oiled fabric of cotton or flax, or both.—(Vêtements et chapeaux faits de tissu huilé de coton ou de lin, ou des deux.)	Total imports ... \$	655	2,749	1,429	39,655	9,220
	United Kingdom... \$		1,954	1,122	19,361	3,722
	United States... \$	655	795	307	20,211	5,498
Underwear, n.o.p., knitted, valued at 90c. per lb. or less.—(Sous-vêtements, n.a.é., tricotés, valant 90c. la livre ou moins.)	Total imports ... \$	658	1,634	21	14,016	8,164
	United Kingdom... \$		95	11		137
	United States... \$	491	252	10	1,053	1,545
	Japan... \$	122	1,287		12,063	6,421
Underwear, n.o.p., knitted, valued at more than 90c. per lb.—(Sous-vêtements, n.a.é., tricotés, valant plus de 90c. la livre.)	Total imports ... \$	24,132	19,038	8,064	31,389	62,182
	United Kingdom... \$	22,645	17,988	7,239	29,991	53,087
	United States... \$	1,000	463	682	3,327	4,929
	Japan... \$	9		143	6,280	1,566
Miners' safety helmets, of a class or kind not made in Canada, for use exclusively in mining operations (From March 1, 1929—(Casques de sûreté pour mineurs, d'une classe ou sorte non fabriquée au Canada, pour usage exclusif dans les opérations minières.) (Depuis le 1 mars 1929.)	Total imports ... \$	40		89		532
	United Kingdom... \$	40		89		129
	United States... \$					403
MIXED TEXTILE MANUFACTURES, N.O.P. PRODUITS DE MATIÈRES TEXTILES MÉLANGÉES, N.A.É.						
Buckram, adapted for the manufacture of hat and bonnet shapes.—(Bougran pour formes de chapeaux de dames.)	Total imports ... \$					
	United Kingdom... \$					
	United States... \$					
Fabrics of cotton or other fibre, including cord fabric, weighing over eight ounces per square yard, for use in the manufacture of pneumatic tires.—(Tissus de coton ou d'autres fibres, y compris le tissu cordé, pesant plus de 8 onces à la verge carrée, pour servir à la fabrication des pneumatiques.)	Total imports ... \$					
	United Kingdom... \$					
	United States... \$					
Plush fabrics, n.o.p.—(Tissus et étoffes en peluche, n.a.é.)	Total imports ... Yd.					
	United Kingdom... Yd.					
	United States... Yd.					
	Germany... Yd.					
	Yd.					
	\$					
Belting of all kinds, n.o.p., for machinery.—(Courroies de toutes sortes, n.a.é., pour la machinerie.)	Total imports ... \$	14,388	23,282	16,763	100,332	112,747
	United Kingdom... \$	3,772	9,450	5,646	37,112	42,690
	United States... \$	10,616	13,832	11,117	62,230	69,278

IMPORTS into Canada for Consumption, etc.—Continued.

Articles and Countries from which Imported.	Months, 1929			Six Months ending September		
	July	August	September	1928	1929	
MIXED TEXTILE PRODUCTS—Continued.						
PRODUITS TEXTILES MÉLANGÉS—suite.						
MIXED TEXTILE						
MANUFACTURED, N.O.P.—Continued.						
PRODUITS DE MATIÈRES TEXTILES						
MÉLANGÉES, N.A.É.—suite.						
Blankets or blanketing, stereotypers' and typecasters', and press blankets or blanketing used on printing presses, of a class or kind not made in Canada.— (Couvertes et étoffe à couvertes de stéréotypers et fondeurs de caractère, couvertes à presses à imprimer, d'une classe non fabriquée au Canada.)	Total Imports \$	9,243	3,482	4,055	32,044	32,179
	United Kingdom. \$	1,222	2,808	2,809	14,018	11,480
	United States..... \$	8,121	674	1,446	18,026	20,699
Braids or plaits of chip, palm leaf, manila, willow, osier, rattan, straw, tuscan or grass; braids or plaits of artificial silk or similar synthetic fibre produced by chemical processes; braids or plaits of glazed cotton thread; all to be imported for use exclusively in the manufacture of hat bodies or shapes, but not for ornamentation or trimming of such bodies or shapes.—(Lacets ou galons de bois fendu, feuille de palmier, manille, saule, osier, rotin, paille, toscane ou herbe; lacets ou galons de soie artificielle ou fibre similaire, obtenus par des procédés chimiques; lacets ou galons en fil de coton lustré, importés par les fabricants exclusivement pour la confection du chapeau ou forme, mais non pour garniture ou ornementation.)	Total Imports \$	5,959	5,690	9,249	172,170	137,422
	United Kingdom. \$	274	9	1,640	2,510
	United States..... \$	3,451	2,218	5,517	107,738	81,384
	Germany..... \$	222	154	2,382	10,315	7,539
	Switzerland..... \$	1,017	3,309	1,146	46,615	44,378
Braids, corus, chenille, gimp, fringes and tassels, whether containing tinsel, or not, n.o.p.—(Lacets, cordes, chenille, brandebourg, franges et glands, pailletés ou non, n.a.é.)	Total Imports \$	26,805	34,393	35,269	195,411	195,387
	United Kingdom. \$	3,163	3,520	3,057	15,037	19,324
	United States..... \$	12,407	12,520	18,158	112,737	106,059
	France..... \$	6,097	9,736	5,719	34,534	32,739
	Germany..... \$	2,781	5,847	5,328	16,987	20,591
Carpets, n.o.p.—(Tapis, n.a.é.)	Total Imports Yd.	291	228	3,084	1,596
	\$	1,382	790	4,638	3,667
	United Kingdom. Yd.	147	21	1,888	857
	\$	203	32	3,398	1,312
	United States..... Yd.	12	205	269	607
	\$	33	758	338	1,209
Carpet linings and stair pads.—(Doublure de tapis et coussins d'escaliers.)	Total Imports \$	863	1,069	330	4,968	2,569
	United Kingdom. \$	126	485	330	1,504	989
	United States..... \$	737	584	3,464	1,580
Crapes, black, mourning.—(Crêpe de deuil.)	Total Imports \$	46	160	96	324	318
	United Kingdom. \$	46	160	96	221	318
	United States..... \$	31
Curtains, n.o.p.—(Rideaux, n.a.é.)	Total Imports \$	25,248	36,413	29,106	161,394	148,499
	United Kingdom. \$	12,233	16,200	19,295	107,428	72,053
	United States..... \$	9,732	12,030	6,574	28,564	46,420
	Switzerland..... \$	1,755	4,728	2,474	19,715	20,257
Felt, adhesive, for sheathing vessels.—(Feutre adhésif, pour le bordage des navires.)	Total Imports \$	2	705	407
	United Kingdom. \$	705	405
	United States..... \$
Hat sweats, cap peaks, hatters' tips and sides when cut to shape, imported by manufacturers for use exclusively in the manufacture of hats and caps in their own factories.—(Cuir absorbants, visières de casquettes, fonds et coiffes de chapeaux, taillés pour cet usage et importés par les fabricants de chapeaux et casquettes, exclusivement pour les besoins de leur fabrication.)	Total Imports \$	20,625	28,075	20,268	135,928	135,096
	United Kingdom. \$	1,243	4,235	1,452	13,324	15,386
	United States..... \$	18,842	23,020	18,645	115,593	116,281
	Belgium..... \$	540	44	5,115	2,219
Hoods, unfinished, composed of leghorn, manila, palm leaf, grass, willow or chip, not bleached nor blacked.—(Cloches de chapeaux, non façonnées, faites de paille d'Italie, manille, feuilles de palmier, herbe, saule ou osier, non blanchies, ni formées.)	Total Imports \$	6,751	204
	United Kingdom. \$	127
	United States..... \$	3,618	19

IMPORTATIONS au Canada pour consommation, etc.—*Suite.*

Articles et pays de provenance.	Mois, 1929			Six mois terminés avec septembre	
	Juillet	Août	Septembre	1928	1929
Horse blankets and horse clothing of any material.—(Couvertures de cheval d'une matière quelconque.)	Total imports... \$ 204 United Kingdom... \$ 131 United States... \$ 70	1,226 816 410	921 391 45	7,506 1,975 502	5,247 2,273 1,661
Surgical dressings, antiseptic or aseptic including absorbent cotton, lint, laroli's wool, tow, jute, oakum, woven fabric of cotton weighing not more than 7½ pounds per 100 square yards, whether imported singly or in combination one with another, but not stitched or otherwise manufactured; sanitary napkins.—(Pansements chirurgicaux, antiseptiques ou aseptiques, y compris coton absorbant, filasse, laine d'agneau, charpie, jute, étoupe, cotonnade ne pesant pas plus de 7½ livres par 100 verges carrées, composés d'une seule de ces matières ou combinés avec l'une ou l'autre, mais non cousus ou autrement transformés, serviettes hygiéniques.)	Total imports... \$ 57,089 United Kingdom... \$ 29,088 United States... \$ 27,513	43,068 17,983 23,212	53,347 13,243 38,175	357,254 63,648 288,151	276,666 104,102 163,911
Webbing, elastic, over one inch wide. (Bande élastique, de plus d'un pouce de largeur.)	Total imports... \$ United Kingdom... \$ United States... \$				
Webbing, with strands of rubber interwoven or braided therein, exceeding one inch but not exceeding 12 inches in width, imported by manufacturers for use exclusively in their own factories. (Bande, avec brins de caoutchouc tissés, ou tressés à même, excédant un pouce mais n'excédant pas 12 pouces de largeur, importée par les manufacturiers pour être utilisée dans leurs propres fabriques.)	Total imports... \$ 12,807 United Kingdom... \$ 264 United States... \$ 11,678	12,389 947 11,056	12,504 427 12,077	80,243 4,503 76,558	79,722 5,290 69,902
Webbing, with strands of rubber interwoven or braided therein, not exceeding 12 inches in width, n.o.p.: round elastic braid.—(Bandes élastiques avec brins de caoutchouc entremêlés ou tressés à même, n'excédant pas 12 pouces de largeur, n.a.é.: élastique rond ou plat.)	Total imports... \$ 17,873 United Kingdom... \$ 5,895 United States... \$ 11,865	17,431 8,435 8,920	19,173 5,580 13,551	113,445 44,527 68,709	109,318 36,214 72,578
Window shades mounted on rollers, n.o.p. (Stores sur rouleaux, n.a.é.)	Total imports... \$ 2,265 United Kingdom... \$ 389 United States... \$ 1,876	3,041 2,734	2,988 2,988	23,903 23,868	39,418 389 38,632
Woven fabrics, not exceeding 3 inches in width, in lengths of not less than 18 yards, of a class or kind not made in Canada, generally known as "single, double or four shot corded ribbon", imported by manufacturers for use exclusively in their own factories in making the bands on hats or in binding the edge of the hat brim.—(Tissus n'excédant pas 3 pouces de largeur, en longueur de pas moins de 18 verges, d'une espèce non fabriquée au Canada, connus sous le nom de ruban cordé (deux tons) simple, double ou quadruple, exclusivement importés par les manufacturiers pour la confection, dans leurs propres fabriques, de bandes et bordures de chapeaux.)	Total imports... \$ 18,277 United Kingdom... \$ 282 United States... \$ 11,361 France... \$ 4,483 Germany... \$ 1,917 Switzerland... \$	17,420 137 12,119 2,632 1,456 192	10,137 98 7,407 2,237 395	89,606 1,731 66,424 11,428 4,743 4,572	95,942 764 64,385 18,394 10,514 762
Woven fabrics, non-elastic, not exceeding 3 inches in width, imported by manufacturers of suspenders, garters and hose supporters, for use exclusively in the manufacture of such articles in their own factories.—(Tissus non élastiques, n'excédant pas 3 pouces de largeur, importés par les manufacturiers de bretelles, jarretières, exclusivement pour la fabrication de ces articles dans leurs propres fabriques.)	Total imports... \$ 616 United Kingdom... \$ United States... \$ 616	2,042 2,042	2,928 1,261	4,296 613 3,619	12,724 10,131

IMPORTS into Canada for Consumption, etc.—Continued.

Articles and Countries from which Imported.	Months, 1929			Six Months ending September	
	July	August	September	1928	1929
MIXED TEXTILE PRODUCTS—Concluded. PRODUITS TEXTILES MÉLANGÉS—fin.					
MIXED TEXTILE MANUFACTURES, N.O.P.—Concluded. PRODUITS DE MATIÈRES TEXTILES MÉLANGÉES, N.A.E.—fin.					
Woven fabrics of cotton, or of cotton and wool, whether coated or not coated with rubber, when imported by manufacturers of card clothing for textile machinery, for use exclusively in the manufacture of such card clothing in their own factories. (From March 1, 1929.)—(Tissus de coton, ou de coton et laine, imprégnés ou non de caoutchouc, importés par les manufacturiers de planches d'arcade pour les métiers Jacquard, pour usage exclusif dans la fabrication de ces planches d'arcade dans leurs propres fabriques.) (Depuis le 1 mars 1929.)	Total imports.... \$				
	United Kingdom. \$				
	United States.... \$				
Total Mixed Textile Products.—(Total, produits textiles mélangés.)	Total imports.... \$	1,692,924	2,307,357	2,110,590	10,880,894
	United Kingdom. \$	626,253	917,547	818,582	4,110,011
	United States.... \$	671,555	737,454	785,692	4,770,562
Recapitulation—Fibres, Textiles and Textile Products.—(Récapitulation—Fibres, textiles et tissus.)	Total imports.... \$	16,941,211	17,385,099	14,412,395	95,340,323
	United Kingdom. \$	6,502,995	7,250,402	6,015,503	37,970,310
	United States.... \$	5,369,331	5,341,094	4,541,387	33,660,551
					95,091,330
					35,795,454
					34,421,988
WOOD, WOOD PRODUCTS AND PAPER. BOIS, PRODUITS DU BOIS ET PAPIER.					
WOOD, UNMANUFACTURED OR PARTIALLY MANUFACTURED. BOIS NON OUVRÉ OU PARTIELLEMENT OUVRÉ.					
CANES, REEDS, WILLOWS, ETC. BAMBOU, ROSEAU, OSIER, ETC.					
Bamboo-reed, not further manufactured than cut into suitable lengths for walking sticks or canes, or for sticks for umbrellas, parasols or sunshades, and bamboos, unmanufactured.—(Tiges de bambou, non autrement façonnées que coupées à la longueur voulue pour cannes, manches de parapluies, de parasols ou d'ombrelles, et bamboos non ouvrés.)	Total imports.... \$	1,621	1,474	391	7,975
	United Kingdom. \$				229
	United States.... \$	1,286	1,101	183	5,347
Canes and rattans not manufactured; cane, reed and rattans not further manufactured than split, when for use in Canadian manufactures.—(Rotins et roseaux non façonnés, rotins, roseaux et joncs simplement fendus, pour être employés dans les fabriques canadiennes.)	Total imports.... \$	6,847	9,800	5,619	47,487
	United Kingdom. \$				533
	United States.... \$	6,310	8,307	4,786	43,774
Cane, reed and rattans, not further manufactured than split, n.o.p.—(Jonc, roseau et rotin fendus, non autrement ouvrés, n.a.é.)	Total imports.... \$	752	342	87	3,535
	United Kingdom. \$	100			428
	United States.... \$	652	228	81	2,475
Osiers or willows, unmanufactured.—(Osier, non ouvré.)	Total imports.... \$	198	602	446	1,260
	United Kingdom. \$	184		196	892
	United States.... \$	13	309	250	368
CORKWOOD OR CORK BARK. BOIS DE ÉCORCE DE LIÈGE.					
Corkwood or cork bark, unmanufactured, imported by manufacturers for use in their own factories in the manufacture of corks, strips, shives, shells and washers of cork.—(Bois ou écorce de liège, non ouvrés, spécialement importés pour la fabrication de bouchons, bandes, rondelles, pellicules ou obturateurs, dans les fabriques canadiennes.)	Total imports.... \$	1,210	722	541	3,517
	United Kingdom. \$				
	United States.... \$	1,210	338		2,189
					4,981
					3,611

IMPORTATIONS au Canada pour consommation, etc.—*Suite.*

Articles et pays de provenance.		Mois, 1929			Six mois terminés avec septembre	
		Juillet	Août	Septembre	1928	1929
Corkwood or cork bark, unmanufactured, n.o.p.—(Bois ou écorce de liège, non façonnés, n.a.é.)	Total imports... \$	80,322	480	1,263	98,742	163,959
	United Kingdom. \$	112	14
	United States.... \$	461	480	1,263	4,920	3,892
	Portugal..... \$	79,861	93,598	159,861
LOGS AND ROUND TIMBER. PILOTS ET AUTRES BOIS EN GRUME.						
Fence posts.—(Piquets de clôture.)	Total imports... No.	6,393	5,150	2,156	99,851	92,970
	\$	1,262	703	376	13,088	12,196
	United Kingdom. No
	United States.... No	6,393	5,150	2,156	99,851	92,970
	\$	1,262	703	376	13,088	12,196
Hickory billets.—(Billes de noyer dur.)	Total imports... \$	4,645	6,409	3,439	12,932	43,667
	United Kingdom. \$
	United States.... \$	4,645	6,409	3,439	12,932	43,667
Hop poles.—(Perches à houblon.)	Total imports... \$
	United Kingdom. \$
	United States.... \$
Poles, telegraph and telephone.—(Poteaux de télégraphie et de téléphone.)	Total imports... No.	10,818	11,131	15,962	12,149	62,849
	\$	63,473	60,158	70,589	157,598	313,808
	United Kingdom. No
	United States.... No	10,818	11,129	15,962	12,149	62,847
	\$	63,473	60,146	70,589	157,598	313,796
Railway ties.—(Traverses de voie ferrée.)	Total imports... No.	117,058	88,998	25,657	521,942	511,028
	\$	129,670	75,252	23,039	573,753	482,698
	United Kingdom. No
	United States.... No	117,058	88,998	25,657	521,942	511,028
	\$	129,670	75,252	23,039	573,753	482,698
Logs and round, unmanufactured timber, n.o.p.—(Billets et autre bois en grume, n.a.é.)	Total imports... M ft.	2,142	1,333	2,894	17,252	11,825
	\$	38,420	23,582	54,530	368,303	211,149
	United Kingdom. M ft.
	United States.... M ft.	2,142	1,333	2,894	17,250	11,825
	\$	38,420	23,582	54,530	368,303	211,005
SAWMILL AND PLANING MILL PRODUCTS. PRODUITS DES SCIERIES ET ATELIERS DE PLANAGE.						
Bolts, Blocks and Felloes. Billes, Blocs et Jantes.						
Felloes of hickory or oak, not further manufactured than rough sawn or bent to shape.—(Jantes en noyer dur ou chêne, non autrement ouvrées que sciées ou courbées.)	Total imports... \$	1,376	56,415	10,566
	United Kingdom. \$
	United States.... \$	1,376	56,415	10,566
Handle, heading, stave and shingle bolts, n.o.p.—(Billes à manches, à fonds et douves de barils, à bardeaux, etc.)	Total imports... \$	29,247	15,230	7,327	56,507	87,757
	United Kingdom. \$
	United States.... \$	29,247	15,230	7,327	56,507	87,757
Hub, last, wagon, car and gun blocks, and all like blocks or sticks, rough hewn or sawn only, and scale board for cheese boxes.—(Blocs à moyeux, pièces de voitures, avirons et crosses de fusils et autres blocs similaires simplement équarris ou sciés, et bois à boîtes à fromage.)	Total imports... \$	15,361	5,661	10,973	69,083	49,740
	United Kingdom. \$
	United States.... \$	15,338	5,661	10,973	69,083	49,723
Wood ten-pin blocks, rough, for the manufacture of ten-pins.—(Blocs de bois, à l'état brut, pour fabriquer des quilles.)	Total imports... \$	2,622	4,000	7,795	6,622
	United Kingdom. \$
	United States.... \$	2,622	4,000	7,795	6,622

IMPORTS into Canada for Consumption, etc.—Continued.

Articles and Countries from which Imported.	Months, 1929			Six Months ending September	
	July	August	September	1928	1929
WOOD, UNMANUFACTURED OR PARTIALLY MANUFACTURED—Continued.					
BOIS NON OUVRÉ OU PARTIELLEMENT OUVRÉ—suite					
SAWMILL AND PLANING MILL PRODUCTS—Continued.					
PRODUITS DES SCIERIES ET ATELIERS DE PLANAGE—suite.					
Bolts, Blocks and Fellos—Concluded. Billes, Blocs et Jantes—fin.					
Lumber and timber, planks and boards, when not otherwise manufactured than rough sawn or split, whether creosoted, vulcanized or treated by any other preserving process or not, and planks, boards and other lumber not further manufactured than dressed on one side only, viz.:—					
Bois d'œuvre et bois rond, madriers et planches, non autrement ouvrés que sciés ou fendus ou créosotés, ou vulcanisés, ou traités par tout autre procédé de conservation; madriers, planches et autres pièces de bois blanchis d'un côté seulement, savoir:—					
African teak, anarath, black heart, ebony, boxwood, cocoboral, dogwood, lignum vitæ, persimmon, red cedar and satinwood.—(Bois de teck, amaranthe, ébène, buis, cocoboral, cornouiller, gaïac, plaqueminier, cèdre rouge et bois satiné.)	Total Imports ... \$	13,425	14,232	14,138	60,499
	United Kingdom \$	2,644	6,667	5,679	6,607
	United States... \$	10,781	7,511	3,615	43,410
	China..... \$				10,392
Chestnut.—(Marronnier.)	Total Imports ... M ft.	520	661	518	4,294
	\$	23,386	34,570	24,930	239,705
	United Kingdom M ft.				
	\$				
	United States... M ft.	520	661	518	4,294
	\$	23,386	34,570	24,930	239,705
Cherry, chestnut and hickory.—(Merisier, marronnier et noyer dur.)	Total Imports ... M ft.				
	\$				
	United Kingdom M ft.				
	\$				
	United States... M ft.				
	\$				
Douglas fir.—(Sapin, Douglas.)	Total Imports ... M ft.	2,550	2,232	1,571	17,474
	\$	95,975	83,827	63,956	484,672
	United Kingdom M ft.				
	\$				
	United States... M ft.	2,550	2,232	1,571	17,474
	\$	95,975	83,827	63,956	404,672
Gumwood.—(Gommier.)	Total Imports ... M ft.	2,134	1,959	1,606	11,999
	\$	98,938	99,650	71,785	593,370
	United Kingdom M ft.				
	\$				
	United States... M ft.	2,111	1,933	1,597	11,904
	\$	96,616	87,901	70,928	502,770
Hemlock.—(Pruche.)	Total Imports ... M ft.	858	1,788	1,875	19,436
	\$	29,679	40,486	42,498	224,522
	United Kingdom M ft.				
	\$				
	United States... M ft.	858	1,788	1,875	19,436
	\$	20,679	40,486	42,498	224,522
Hickory.—(Noyer dur.)	Total Imports ... M ft.	167	51	31	661
	\$	12,037	3,900	2,429	46,996
	United Kingdom M ft.				
	\$				
	United States... M ft.	167	51	31	661
	\$	12,037	3,900	2,429	46,996
Mahogany.—(Acajou.)	Total Imports ... M ft.	245	192	224	1,249
	\$	24,304	23,677	24,535	167,319
	United Kingdom M ft.	7			22
	\$	1,857			552
	United States... M ft.	238	191	224	1,206
	\$	22,447	23,512	24,535	163,325

IMPORTATIONS au Canada pour consommation, etc.—*Suite.*

Articles et pays de provenance.	Mois, 1929			Six mois terminés avec septembre		
	Juillet	Août	Septembre	1928	1929	
Oak.—(Chêne.)	Total imports..M ft.	4,356	2,944	2,854	23,623	23,731
	\$	283,444	211,522	188,969	1,424,687	1,532,338
	United Kingdom..M ft.	10				10
	\$	5,116				5,183
	United States...M ft.	4,325	2,934	2,854	23,582	23,666
\$	275,699	210,378	188,969	1,410,698	1,540,309	
Pitch pine.—(Pitchpin.)	Total imports..M ft.	2,947	2,957	1,834	18,930	19,496
	\$	95,654	100,092	71,865	588,838	638,504
	United Kingdom..M ft.				2	
	\$				418	
	United States...M ft.	2,947	2,957	1,834	18,928	19,496
\$	95,654	100,092	71,865	587,620	638,504	
Redwood.—(Bois rouge.)	Total imports..M ft.	96	68	45	765	865
	\$	5,833	4,485	2,145	48,640	53,091
	United Kingdom..M ft.					
	\$					
	United States...M ft.	96	68	45	765	865
\$	5,833	4,485	2,145	48,640	53,091	
Rosewood.—(Palissandre.)	Total imports..M ft.	2	2	1	6	7
	\$	1,167	817	864	4,018	4,169
	United Kingdom..M ft.					
	\$					
	United States...M ft.	2	2	1	6	7
\$	1,167	817	864	4,018	4,169	
Spanish cedar.—(Cèdre d'Espagne.)	Total imports..M ft.				76	23
	\$				5,080	3,495
	United Kingdom..M ft.				21	
	\$				1,500	
	United States...M ft.				55	23
\$				3,580	3,495	
Sycamore.—(Sycamore.)	Total imports..M ft.	25	51		309	334
	\$	703	1,567		12,052	12,016
	United Kingdom..M ft.					
	\$					
	United States...M ft.	25	51		309	334
\$	703	1,567		12,052	12,016	
Walnut.—(Noyer.)	Total imports..M ft.	598	517	646	2,987	3,425
	\$	67,261	58,699	96,739	375,589	419,449
	United Kingdom..M ft.					
	\$					
	United States...M ft.	598	517	646	2,987	3,425
\$	67,261	58,699	96,739	375,589	419,449	
White ash.—(Frêne blanc.)	Total imports..M ft.	143	234	110	1,260	1,061
	\$	10,020	12,820	6,460	69,356	62,101
	United Kingdom..M ft.					
	\$					
	United States...M ft.	143	234	110	1,260	1,061
\$	10,020	12,820	6,460	69,356	62,101	
White wood or yellow poplar.—(Tulipier.)	Total imports..M ft.	1,408	1,182	825	5,155	8,051
	\$	74,628	54,612	41,791	251,875	399,046
	United Kingdom..M ft.					
	\$					
	United States...M ft.	1,408	1,182	825	5,155	8,051
\$	74,628	54,612	41,791	251,875	399,046	
Lumber, sawn, or dressed on one side only, n.o.p., including clapboards.—(Bois d'œuvre, scié ou plané d'un côté seulement, n.a.é., y compris clapboards.)	Total imports..M ft.	4,475	3,445	3,547	34,619	26,852
	\$	201,399	154,155	162,761	1,386,064	1,240,997
	United Kingdom..M ft.				6	6
	\$				202	202
	United States...M ft.	4,367	3,367	3,532	34,269	26,344
\$	195,038	150,951	161,906	1,367,047	1,215,477	
Timber, sawn or split, crosscut, etc.—(Bois rond, scié ou fendu, crésoité, etc.)	Total imports..M ft.	129	167		457	544
	\$	10,201	11,970		49,948	35,008
	United Kingdom..M ft.					
	\$					
	United States...M ft.	129	167		457	544
\$	10,201	11,970		49,948	35,008	
Lumber, n.o.p.—Bois d'œuvre, n.a.é.	Total imports..M ft.	1,815	2,065	1,385	7,401	8,469
	\$	67,035	83,824	70,437	320,547	372,064
	United Kingdom..M ft.	7			2	7
	\$	2,787			270	2,787
	United States...M ft.	1,795	1,963	1,377	7,358	8,396
\$	63,923	83,380	70,075	319,359	367,451	

IMPORTS into Canada for Consumption, etc.—Continued.

Articles and Countries from which Imported.		Months, 1929			Six Months ending September		
		July	August	September	1928	1929	
WOOD, UNMANUFACTURED OR PARTIALLY MANUFACTURED—Concluded.							
BOIS NON OUVRÉ OU PARTIELLEMENT OUVRÉ—fin.							
SAWMILL AND PLANING MILL PRODUCTS—Concluded.							
PRODUITS DES SCIERIES ET ATELIERS DE PLANAGE—fin.							
Other Sawmill and Planing Mill Products. n.o.p.							
Autres produits des scieries et ateliers de planage, n.a.é.							
Laths.—(Lattes.)	Total imports....	M	3,054	2,419	1,784	4,766	13,958
	United Kingdom....	\$	14,335	12,324	9,197	25,240	68,427
	United States....	M	3,054	2,419	1,784	4,766	13,958
		\$	14,335	12,324	9,197	25,240	68,427
Pickets.—(Piquets.)	Total imports....	M				585	7
	United Kingdom....	\$				3,535	54
	United States....	M				585	7
		\$				3,535	54
Shingles of wood.—(Bardeaux de bois.)	Total imports....	M	5,926	4,279	3,524	70,554	37,820
	United Kingdom....	\$	22,881	14,770	11,500	217,730	135,338
	United States....	M	5,926	4,279	3,524	70,554	37,820
		\$	22,881	14,770	11,500	217,730	135,338
Veneers of oak, rosewood, mahogany, Spanish cedar and walnut, not over ½ of an inch in thickness.—(Petilles de placage de chêne, de palissandre, d'acajou, de cèdre d'Espagne et de noyer, n'excédant pas ½ de pouce d'épaisseur.)	Total imports....	\$	59,850	56,832	49,669	312,883	334,582
	United Kingdom....	\$		1,540		883	1,590
	United States....	\$	59,850	55,292	49,669	312,000	332,992
Veneers of wood, n.o.p., not over ½ of an inch in thickness.—(Placages de bois, n.a.é., n'excédant pas ½ de pouce d'épaisseur.)	Total imports....	\$	19,096	23,702	17,890	99,886	154,775
	United Kingdom....	\$		164	119	123	570
	United States....	\$	19,096	23,538	17,761	99,763	154,193
Veneers, plywood and panels in two or more ply.—(Placages de bois et panneaux en plaqé double, ou plus nombreux.)	Total imports....	\$	33,389	24,091	28,712		179,334
	United Kingdom....	\$					2,095
	United States....	\$	26,922	21,779	28,512		142,788
OTHER UNMANUFACTURED WOOD.							
AUTRE BOIS NON OUVRÉ.							
Bark, crude, for tanners' use.—(Écorce brute, à l'usage des tanneurs.)	Total imports... Cord	\$	31	16		1,134	47
	United Kingdom Cord	\$	245	128		8,415	373
	United States... Cord	\$	31	16		1,134	47
		\$	245	128		8,415	373
Pulpwood.—(Bois à pulpe.)	Total imports... Cord	\$	10,219	661	490	21,843	18,452
	United Kingdom Cord	\$	81,744	5,087	3,920	173,356	147,415
	United States... Cord	\$	420	661	490	9,468	8,654
	Newfoundland... Cord	\$	3,360	5,087	3,920	74,358	69,031
		\$	9,798			12,375	0,798
		\$	78,384			99,000	78,384
Sawdust of wood of all kinds.—(Sciure de bois de toutes essences.)	Total imports....	\$	1,369	1,410	695	10,180	9,999
	United Kingdom....	\$					
	United States....	\$	1,369	1,410	695	10,180	9,956
Wood for fuel.—(Bois de chauffage.)	Total imports... Cord,	\$	337	219	282	2,950	1,281
	United Kingdom Cord	\$	1,664	1,920	960	13,601	5,344
	United States... Cord	\$	337	219	282	2,950	1,281
		\$	1,664	1,020	960	13,601	5,344
Total Wood, Unmanufactured or Partially Manufactured.—(Total, bois non ouvré ou partiellement ouvré.)	Total imports....	\$	1,715,999	1,328,396	1,181,468	8,526,672	9,025,067
	United Kingdom....	\$	12,688	8,371	6,196	12,125	36,849
	United States....	\$	1,526,044	1,307,293	1,166,755	8,273,546	8,645,714

IMPORTATIONS au Canada pour consommation, etc.—Suite.

Articles et pays de provenance.	Mois, 1929			Six mois terminés avec septembre		
	Juillet	Août	Septembre	1928	1929	
WOOD, MANUFACTURED—BOIS OUVRÉ.						
COOPERAGE—TONNELLERIE.						
Barrels empty.—(Barils vides.)	Total imports ... No. \$	11,835	10,188	17,155	99,533	69,808
	United Kingdom... No. \$	13,467	13,133	22,774	219,071	102,178
	United States... No. \$	232	152	165	3,775	1,014
	United States... No. \$	3,040	1,266	2,457	25,299	11,379
	United States... No. \$	11,262	9,919	16,637	94,031	67,771
	United States... No. \$	9,708	11,456	19,141	189,678	87,714
Barrel heading, n.o.p.—(Fonds de barils, n.a.é.)	Total imports ... \$	4,811	12,080	10,743		77,091
	United Kingdom... \$					
	United States... \$	4,811	12,080	10,743		77,091
Staves in the rough, and heading and stave bolts of poplar.—(Douves non façonnées et fonds, et billes pour merrairs, en peuplier.)	Total imports ... \$				6,167	1,650
	United Kingdom... \$					
	United States... \$				6,167	1,650
Staves of oak, sawn, split or cut, not further manufactured than listed or jointed.—(Douves en chêne, sciées, fendues ou débitées, non autrement ouvrées que jointées ou arquées.)	Total imports ... M \$	1,368	1,191	827	4,229	5,341
	United Kingdom... M \$	150,851	118,155	80,597	406,550	501,089
	United States... M \$	1,368	1,191	827	4,229	5,341
	United States... M \$	150,851	118,155	80,597	406,550	501,089
Staves, other than oak or poplar, rough sawn or split only, not listed or jointed or bevelled at the ends.—(Douves autres que celles de chêne ou de peuplier, sciées ou fendues seulement, ni arquées ni jointées ou biseautées à leurs bouts.)	Total imports ... M \$	113	195	210	2,640	1,071
	United Kingdom... M \$	4,807	4,635	6,332	25,037	27,262
	United States... M \$	113	195	210	2,640	1,071
	United States... M \$	4,807	4,635	6,332	25,037	27,262
Staves and stave materials of wood, other than oak, listed or jointed and improved in condition, but not bevelled at the ends.—(Douves et bois à douves autres que le chêne, arquées ou jointées ou de fabrication plus avancée, mais non biseautées aux extrémités.)	Total imports ... \$					
	United Kingdom... \$					
	United States... \$					
Staves of wood, n.o.p., not less than 1/2 of an inch in thickness, further manufactured than sawn or split, but not further manufactured than listed.—(Douves de bois, n.a.é., d'une épaisseur non inférieure à 1/2 d'un pouce, simplement sciées ou fendues puis arquées, sans nulle autre préparation.)	Total imports ... M \$				30	23
	United Kingdom... M \$				180	1,006
	United States... M \$					
	United States... M \$				30	23
	United States... M \$				180	1,006
Staves, n.o.p.—(Douves, n.a.é.)	Total imports ... M \$	1,584	2,483	2,254	11,993	14,447
	United Kingdom... M \$	11,846	21,705	22,259	102,339	115,398
	United States... M \$				1	
	United States... M \$	1,584	2,483	2,254	11,992	14,447
	United States... M \$	11,846	21,705	22,269	102,278	115,398
Wooden pails and tubs.—(Seaux et baquets en bois.)	Total imports ... \$	2,560	4,305	3,096	15,698	19,583
	United Kingdom... \$				92	
	United States... \$	2,477	4,305	3,096	15,507	19,483
CORKWOOD, MANUFACTURED.						
ARTICLES EN LIÈGE.						
Cork slabs, boards, planks and tiles produced from cork waste or granulated or ground cork.—(Plaques de liège, planches et tuiles, fabriquées avec les déchets de liège ou du liège granulé ou broyé.)	Total imports ... \$	23,048	25,180	40,568	203,227	230,289
	United Kingdom... \$				116	16
	United States... \$	4,078	1,881	449	33,392	31,638
	Portugal... \$	1,015	1,598		23,438	21,917
	Spain... \$	17,955	21,701	40,119	146,281	176,718
Corks, manufactured from corkwood, three-fourths of an inch and less in diameter, measured at the larger end.—(Bouchons de liège, d'un diamètre égal ou inférieur à trois quarts d'un pouce, à leur plus grosse extrémité.)	Total imports ... Lb. \$	6,050	6,072	5,127	25,683	46,837
	United Kingdom... Lb. \$	4,863	4,653	4,244	21,947	37,016
	United States... Lb. \$				90	337
	United States... Lb. \$				141	263
	United States... Lb. \$	3,752	3,237	989	7,295	15,977
	Portugal... Lb. \$	2,125	2,588	877	8,617	13,723
	Portugal... Lb. \$	1,625	816	977	6,545	8,573
	Spain... Lb. \$	2,182	750	1,485	4,703	9,188
	Spain... Lb. \$	672	1,754	3,161	11,500	21,153
	Spain... Lb. \$	469	1,156	1,902	8,380	13,171

IMPORTS into Canada for Consumption, etc.—Continued.

Articles and Countries from which Imported.	Months, 1929			Six Months ending September		
	July	August	September	1928	1929	
WOOD, MANUFACTURED—Continued.						
BOIS OUVRÉ—suite.						
CORKWOOD, MANUFACTURED—Concluded.						
ARTICLES EN LIÈGE—fin.						
Corks, manufactured from corkwood, over three-fourths of an inch in diameter, measured at the larger end.—(Bouchons de liège, de plus de trois quarts de pouce de diamètre à leur plus grosse extrémité.)	Total imports.... Lb.	21,759	26,026	27,610	212,900	160,550
	\$	16,114	17,914	18,234	154,619	120,899
	United Kingdom... Lb.	1,159	657	6,336	32,614	13,774
	\$	1,214	390	4,806	24,355	10,838
	United States.... Lb.	6,813	6,105	10,049	44,545	48,078
	\$	7,375	5,932	8,016	37,504	45,459
	Portugal..... Lb.	4,032	4,504	3,234	37,290	30,492
	\$	3,617	4,308	3,486	20,544	26,695
	Spain..... Lb.	9,447	14,690	7,574	96,279	66,706
	\$	3,456	7,262	1,422	69,819	35,876
Manufactures of corkwood or cork bark, n.o.p., including strips, shives, shells and washers of cork.—(Articles en écorce ou en bois de liège, n.a.é., y compris bandelettes, plaquettes, capsules et obturateurs de liège.)	Total imports.... \$	44,716	39,016	29,910	186,940	240,257
	United Kingdom... \$	252	104	350	1,488	2,144
	United States.... \$	39,775	30,948	28,240	164,767	209,696
	Portugal..... \$	26	1,488	4,890	1,595
	Spain..... \$	4,477	6,431	1,236	14,832	26,369
WOOD, TURNED AND CARVED.						
BOIS TOURNÉ ET SCULPTÉ						
Bicycle rim strips of maple, not further manufactured than bent to shape and jointed.—(Jantes de roues de bicyclettes, en bois d'érable, courbées et mortaisées, mais sans autre préparation.)	Total imports.... \$	1,028	2,474	3,816	4,312
	United Kingdom... \$
	United States.... \$	1,028	2,474	3,816	4,312
Gun stocks and fore-ends for shot guns of walnut in the rough, not further manufactured than bored and channelled, when imported by manufacturers for use only in the manufacture of shot guns in their own factories.—(Crosses et montures de fusil, en noyer, partiellement ouvrées, étant forcées et canelées seulement, importées par les manufacturiers pour servir à la fabrication des fusils de chasse dans leurs propres usines.)	Total imports.... \$
	United Kingdom... \$
	United States.... \$
Wood handles or stems for handles, not further manufactured than turned, when imported by manufacturers of goods enumerated in Tariff items 448, 449 and 450 (agricultural implements and axes) for use exclusively in the manufacture of such goods.—(Manches en bois ou pièces de bois, tournés seulement, destinés à cet usage, lorsqu'ils sont importés par les fabricants d'articles et objets figurant au tarif sous les numéros 448, 449 et 450 (instruments aratoires et haches) et pour servir exclusivement à cet usage.)	Total imports.... \$	19,153	22,924	21,508	117,499	128,384
	United Kingdom... \$
	United States.... \$	19,153	22,924	21,508	117,499	128,384
Handles, "D" shovel, wholly of wood, and wood handles for manufacture of "D" shovel handles.—(Manches de pelles en "D" entièrement en bois, et bois à manches de pelles, pour leur fabrication.)	Total imports.... \$	19	7	53	120	78
	United Kingdom... \$
	United States.... \$	19	7	53	120	78
Handles of all kinds, ash.—(Manches d'outils de toutes sortes, en frêne.)	Total imports.... \$	1,996	2,401	2,670	21,403	15,880
	United Kingdom... \$	261	241	878	537
	United States.... \$	1,735	2,160	2,670	20,503	15,343
Handles of all kinds, hickory.—(Manches d'outils de toutes sortes, en noyer dur.)	Total imports.... \$	833	315	763	43,813	31,800
	United Kingdom... \$	119
	United States.... \$	833	315	763	43,694	31,800
Handles of all kinds, n.o.p.—(Manches d'outils de toutes sortes, n.a.é.)	Total imports.... \$	7,907	9,032	5,534	22,654	38,775
	United Kingdom... \$	23	269	517	391
	United States.... \$	7,815	9,032	5,265	21,462	37,228
Wood shafts for handles of golf clubs not further manufactured than rough turned, and wood golf heads not further manufactured than rough turned, when imported by the manufacturers of golf clubs and golf sticks, for use only in the manufacture of golf clubs and golf sticks in their own factories.—(Baguettes de bois pour manches de clubs de golf et têtes en bois pour clubs de golf ébauchées au tour importées par les manufacturiers de clubs de golf, pour le travail dans leurs manufactures.)	Total imports.... \$	2,219	1,032	1,534	8,503	10,876
	United Kingdom... \$
	United States.... \$	2,219	1,032	1,534	8,503	10,876

IMPORTATIONS au Canada pour consommation, etc.—*Suite.*

Articles et pays de provenance.	Mois, 1929			Six mois terminés avec septembre		
	Juillet	Août	Septembre	1928	1929	
Lasts of wood.—(Formes en bois.)	Total imports... \$	3,619	7,001	3,822	11,166	20,799
	United Kingdom. \$					
	United States..... \$	3,619	7,001	3,822	11,166	20,799
Mexican saddle trees and stirrups of wood. (Arçons de selles mexicaines et étriers en bois.)	Total imports... \$	223	565	360	4,262	2,023
	United Kingdom. \$					
	United States..... \$	223	565	360	4,262	2,023
Spokes, hickory and oak, not further manufactured than rough turned and not tenoned, nitred or sized.—(Rais de roues en noyer dur et en chêne, simplement ébauchés, non ajustés et sans tenons.)	Total imports... \$	7,676	15,401	14,730	146,053	119,430
	United Kingdom. \$					
	United States..... \$	7,676	15,401	14,730	146,053	119,430
Snaths.—(Manches de faux.)	Total imports... Doz.	2			1	3
	United Kingdom Doz.	17			12	17
	United States.... Doz.	2			1	2
Sticks or canes, further manufactured than cut into lengths, but not further finished than bent, when imported by manufacturers of umbrellas, parasols, sunshades or walking sticks for use exclusively in the manufacture of such articles in their own factories.—(Cannes et badines, coupées de longueur puis courbées, mais sans nul autre façonnage, importées par les fabricants de parapluies, d'ombrelles et de cannes, pour servir à cette fabrication dans leurs propres manufactures.)	Total imports... \$		46		709	57
	United Kingdom. \$		46			46
	United States..... \$				243	11
Treenails.—(Gournables.)	Total imports.... M					
	United Kingdom. M					
	United States.... M					
Walking sticks and walking canes of all kinds.—(Cannes et badines de toutes sortes.)	Total imports... \$	4,284	4,227	2,785	19,198	20,241
	United Kingdom. \$	901	2,448	3,031	10,301	9,617
	United States..... \$	3,018	679	199	5,368	5,629
WOOD PULP—PULPE DE BOIS. Soda pulp.—(Pulpe à la soude.)	Total imports... Cwt.	524		849	3,133	1,848
	United Kingdom Cwt.	1,650		2,887	10,650	6,151
	United States.... Cwt.	524		849	3,133	1,848
Sulphite pulp, unbleached.—(Pulpe au sulfite, écorue.)	Total imports... Cwt.	17,880	15,241	22,769	224,595	176,329
	United Kingdom Cwt.	43,332	38,679	56,825	531,905	431,632
	United States.... Cwt.	17,880	15,241	22,769	224,595	176,329
Sulphite pulp, bleached.—(Pulpe au sulfite, blanchie.)	Total imports... Cwt.	411	1,565		2,311	4,483
	United Kingdom Cwt.	1,973	9,388		13,226	25,877
	United States.... Cwt.	411	1,565		2,311	4,483
Sulphate or kraft pulp.—(Pulpe au sulfate.)	Total imports... Cwt.					
	United Kingdom Cwt.					
	United States.... Cwt.					
Wood pulp, mechanically prepared.—(Pâte de bois, ou pulpe mécanique.)	Total imports... Cwt.	683	593	265	2,408	2,975
	United Kingdom Cwt.	3,778	3,629	1,009	10,958	17,865
	United States.... Cwt.	683	593	265	2,408	2,975

IMPORTS into Canada for Consumption, etc.—Continued.

Articles and Countries from which Imported.	Months, 1929			Six Months ending September		
	July	August	September	1928	1929	
WOOD, MANUFACTURED—Concluded.						
BOIS OUVRÉ—fin.						
WOOD PULP—Concluded.						
PULPE DE BOIS—fin.						
Total Wood Pulp.—(Total, pulpe de bois.)	Total Imports.. Cwt. \$	19,498	17,404	23,883	232,447	185,632
	United Kingdom.. Cwt. \$	50,733	49,596	69,721	566,739	481,325
	United States.... Cwt. \$	19,498	17,404	23,883	232,447	185,632
		50,733	49,596	60,721	566,739	481,325
OTHER MANUFACTURED WOOD.						
AUTRE BOIS OUVRÉ.						
Bobbins, shuttles and spools.—(Fuseaux, navettes et bobines.)	Total Imports... \$	23,685	27,010	15,237	133,861	132,442
	United Kingdom. \$	4,453	50	12	13,347	6,705
	United States.... \$	19,217	26,960	15,225	117,969	124,421
Caskets and coffins and metal parts thereof.—(Cercueils et bières, et leurs parties métalliques.)	Total Imports... \$	16,372	9,548	8,443	61,790	73,575
	United Kingdom. \$					
	United States.... \$	16,372	9,548	8,443	61,742	73,575
Charcoal.—(Charbon de bois.)	Total Imports... \$	7,685	8,873	12,904	78,874	72,130
	United Kingdom. \$	120	17	31	196	221
	United States.... \$	7,425	8,856	12,873	78,664	71,642
Crutches or specially constructed staffs for a cripple.—(Béquilles ou cannes pour infirmes.)	Total Imports... \$	367	169	438	1,588	1,658
	United Kingdom. \$					
	United States.... \$	367	169	438	1,588	1,658
Curtain stretchers.—(Chassis à étendre les rideaux.)	Total Imports... \$				279	171
	United Kingdom. \$					
	United States.... \$				279	171
Doors of wood.—(Portes en bois.)	Total Imports... No. \$	28,772	32,323	27,556	149,317	150,760
	United Kingdom. No. \$	62,775	70,047	79,013	313,212	352,613
	United States.... No. \$	28,772	32,323	27,546	149,296	150,750
		62,775	70,047	78,960	312,318	352,560
Excelsior or wool of wood.—(Excelsior ou laine de bois.)	Total Imports... \$	151	179	360	17,352	3,822
	United Kingdom. \$					
	United States.... \$	151	179	360	17,271	3,822
Fibre, kartavert, indurated fibre, vulcanized fibre and like material, and manufactures of, n.o.p.—(Fibre de kartavert, fibre duree, fibre vulcanisée et fibre similaire, et articles confectionnés avec ces matières, n.a.f.)	Total Imports... \$	24,620	31,431	24,737	178,565	163,124
	United Kingdom. \$	22	183	17	2,137	606
	United States.... \$	24,598	31,212	24,720	174,355	161,105
Furniture, house, office, cabinet or store furniture of wood or other material n.o.p., in parts or finished.—(Meubles de ménage, de bureau, ébénisterie de magasin en bois ou autres matières, n.a.f., complets ou démontés.)	Total Imports... \$	359,386	391,504	362,965	1,572,059	2,202,865
	United Kingdom. \$	53,809	79,367	47,311	294,041	381,904
	United States.... \$	274,850	275,567	284,029	1,036,855	1,600,536
	Hong Kong..... \$	2,355	1,617	918	29,922	13,285
	Belgium..... \$	754	2,761	4,213	23,443	16,540
	Czecho-Slovakia. \$	3,901	7,833	6,741	47,403	46,004
	France..... \$	13,080	5,263	6,475	67,958	66,357
	Germany..... \$	4,862	7,470	5,793	26,314	29,766
Matches of wood.—(Allumettes en bois.)	Total Imports... \$	725	2,325	881	15,275	13,649
	United Kingdom. \$			22	276	1,807
	United States.... \$	570	2,066	632	2,879	10,376
	Sweden..... \$				11,264	
Mouldings, plain, gilded or otherwise further manufactured.—(Moultures, unies, dorées ou autrement façonnées.)	Total Imports... \$	8,172	7,773	10,162	49,806	59,670
	United Kingdom. \$		210			210
	United States.... \$	8,035	7,189	10,069	47,760	57,058
Window sash.—(Châssis de fenêtres.)	Total Imports... \$	2,699	1,266	3,691	17,513	12,965
	United Kingdom. \$					
	United States.... \$	2,699	1,266	3,691	17,513	12,965
Wood boxes, crates and shooks.—(Boîtes en bois, cageots et planches à boltes.)	Total Imports... \$	32,799	43,806	35,067	172,348	182,945
	United Kingdom. \$	181			118	370
	United States.... \$	32,439	43,802	34,919	170,954	181,164
Wooden churns, washboards, pounders and rollingpins.—(Ustensiles en bois, barattes, planches à laver, pilons et rouleaux à pâte.)	Total Imports... \$	3,469	2,075	1,072	19,738	14,951
	United Kingdom. \$	12	388	284	1,168	785
	United States.... \$	3,314	1,563	744	18,298	13,566

IMPORTATIONS au Canada pour consommation, etc.—*Suite.*

Articles et pays de provenance.	Mois, 1929			Six mois terminés avec septembre		
	Juillet	Août	Septembre	1928	1929	
Manufactures of wood, n.o.p.—(Objets en bois, n.a.é.)	Total imports \$	198,740	169,039	150,832	1,039,013	1,073,359
	United Kingdom. \$	12,585	13,284	12,612	81,539	107,142
	United States.... \$	164,170	137,107	121,174	854,099	867,834
	France..... \$	8,143	3,566	3,703	19,133	30,865
	Germany..... \$	5,143	6,449	4,792	23,229	24,220
	Japan..... \$	2,537	3,147	3,932	26,202	18,244
Total Wood, Manufactured.—(Total, bois ouvré.)	Total imports \$	1,118,434	1,138,368	1,062,463	5,978,935	6,768,454
	United Kingdom. \$	76,905	98,061	71,202	457,686	535,281
	United States.... \$	952,922	937,928	890,136	4,851,661	5,580,107
Total Wood and Wood Products.—(Total, bois et produits du bois.)	Total imports \$	2,831,433	2,466,671	2,243,871	14,505,007	15,791,461
	United Kingdom. \$	89,593	106,432	77,398	469,811	572,130
	United States.... \$	2,478,966	2,245,221	2,056,891	13,125,207	14,225,821
PAPER—PAPIER.						
CARDBOARD AND OTHER PAPERBOARDS.						
CARTON ET PAPIERS CARTONNÉS.						
Chipboard, not pasted or coated.—(Carton de grosse fibre ou de copeau, ni collé ni couché.)	Total imports Lb.	1,197,047	1,093,128	513,749	5,214,032	4,577,442
	\$	23,771	20,748	8,887	113,873	88,288
	United Kingdom Lb.					
	\$					
	United States.... Lb.	1,192,547	1,087,126	513,749	5,214,032	4,567,342
	\$	23,645	20,508	8,887	113,873	87,903
Bristol boards and blanks, not pasted or coated.—(Carton Bristol, ni collé, ni couché.)	Total imports Lb.	52,671	26,734	49,286	122,205	202,059
	\$	5,109	1,689	3,648	16,304	16,310
	United Kingdom f.b.	560		2,340	12,047	9,023
	\$	62		166	968	662
	United States.... Lb.	52,111	20,734	46,946	107,429	189,768
	\$	5,047	1,689	3,482	9,057	15,321
Millboard and binders' board, not pasted or coated.—(Carton épais et carton de reliure, ni collé, ni couché.)	Total imports Lb.	427,475	780,180	160,412	1,961,025	2,515,203
	\$	14,168	17,640	8,263	65,291	79,712
	United Kingdom Lb.	7,500	13,718	24,922	68,318	98,406
	\$	478	616	1,188	7,086	7,568
	United States.... Lb.	419,975	760,452	135,490	1,892,707	2,410,797
	\$	13,690	17,024	7,075	58,208	72,144
Bristol boards and blanks, pasted or coated.—(Cartes de visite imprimées ou non, en carton Bristol collé ou couché.)	Total imports Lb.	85,389	2,342	3,371	197,949	160,737
	\$	8,962	367	551	23,151	17,610
	United Kingdom Lb.		62		26,076	346
	\$		29		3,328	83
	United States.... Lb.	85,389	2,280	3,371	167,793	160,391
	\$	8,962	338	551	19,305	17,527
Millboard and binders' board, jute board and test board, pasted or coated.—(Carton épais et carton de reliure, carton de jute et carton réactif collé ou couché.)	Total imports Lb.	11,440	45,004	141,479	211,427	314,440
	\$	332	1,024	3,284	6,152	7,516
	United Kingdom Lb.					
	\$					
	United States.... Lb.	11,440	45,004	141,479	211,427	314,440
	\$	332	1,024	3,284	6,152	7,516
Jute board or test board, for containers.—(Carton de jute ou carton de résistance spécifiée pour récipients.)	Total imports Lb.				9,859	77,404
	\$				936	2,208
	United Kingdom Lb.					
	\$					
	United States.... Lb.				9,859	77,404
	\$				936	2,208
Cardboard and other boards, n.o.p., pasted or coated.—(Carton pour l'impression et autres cartons, n.a.é., collés ou couchés.)	Total imports Lb.	964,888	1,135,320	414,790	2,923,692	3,845,883
	\$	40,863	46,710	24,856	149,554	183,289
	United Kingdom Lb.	10,769	2,317	3,370	49,331	35,341
	\$	1,131	273	138	5,124	4,437
	United States.... Lb.	902,419	1,133,003	411,720	2,851,756	3,737,037
	\$	37,715	46,467	24,023	143,430	175,332
Leather board, leatheroid and manufactures of, n.o.p.—(Carton cuir, cuirouide et articles en, n.a.é.)	Total imports \$	6,699	9,160	9,251	32,127	46,813
	United Kingdom. \$			302		302
	United States.... \$	6,699	9,160	8,949	32,127	46,511
Newsboard and other boards, n.o.p., not pasted or coated.—(Carton pour affiches et publicité et autres cartons, n.a.é., ni couchés, ni collés.)	Total imports Lb.	890,408	1,510,413	1,064,000	6,186,217	7,352,070
	\$	36,538	57,892	41,201	268,448	291,106
	United Kingdom Lb.	3,557	18,805	9,987	48,703	55,273
	\$	319	1,469	786	4,245	4,597
	United States.... Lb.	880,132	1,480,001	1,053,333	6,126,439	7,199,331
	\$	36,106	55,799	40,429	263,690	282,600

IMPORTS into Canada for Consumption, etc.—Continued.

Articles and Countries from which Imported.		Months, 1929			Six Months ending September	
		July	August	September	1928	1929
PAPER—Continued—PAPIER—suite.						
CARDBOARD AND OTHER PAPERBOARDS—Concluded.						
CARTON ET PAPIERS CARTONNÉS—fin.						
Pulpboard in rolls, for use in the manufacture of wall board.—(Carton de pulpe, en rouleaux, pour servir à la fabrication de carton planche.)	Total imports Lb. \$				53,427	
	United Kingdom. Lb. \$				1,636	
	United States..... Lb. \$				53,427	1,636
Pulpboard in rolls not less than .009 in. in thickness for use in wrapping rolls of paper.—(Carton de pulpe, en rouleaux, d'au moins .009 pouce d'épaisseur, servant à envelopper les rouleaux de papier.)	Total imports Lb. \$	694,635	751,263	789,683	4,534,808	4,339,673
	United Kingdom. Lb. \$	15,426	16,646	16,874	96,790	96,328
	United States..... Lb. \$	694,635	751,263	789,683	4,534,808	4,339,673
		15,426	16,646	16,874	96,790	96,328
Strawboard, not pasted or coated.—(Carton de paille, ni couché, ni collé.)	Total imports Lb. \$	1,012,130	1,095,551	871,091	6,468,463	4,942,267
	United Kingdom. Lb. \$	20,144	26,569			116,738
	United States..... Lb. \$	505,180	1,071,284	730,054	5,531,108	4,132,350
		12,092	26,170	18,849	139,240	103,744
						18,176
						455
PRINTING PAPER—PAPIER À IMPRIMER.						
Book paper, super-calendered or machine finish grades, not coated, when used exclusively in the production of magazines, newspapers and periodicals, printed or published and issued regularly.—(Papier à livres, fini à la machine, calandré mais non couché servant exclusivement à l'impression de revues, journaux et périodiques, publiés à intervalles réguliers.)	Total imports Lb. \$	255,106	503,210	540,342	2,560,011	2,393,613
	United Kingdom. Lb. \$	12,747	26,237	28,230	136,741	126,718
	United States..... Lb. \$	255,106	503,210	540,342	2,557,749	2,385,913
		12,747	26,237	28,230	136,546	126,027
Book, printing and litho paper, not pasted or coated, n.o.p.—(Papier à livre, à imprimer et à lithographe, ni encollé ni couché, n.a.é.)	Total imports Lb. \$	960,756	709,575	606,294	4,134,933	5,076,651
	United Kingdom. Lb. \$	69,909	55,325	73,406	299,750	408,758
	United States..... Lb. \$	251,403	150,914	246,463	1,173,934	1,406,697
		19,395	12,089	20,129	101,148	110,882
		707,057	557,737	353,428	2,939,204	3,626,785
		50,305	42,987	52,546	196,988	293,662
Coated papers, when used exclusively in the production of magazines, newspapers and periodicals, printed or published and issued regularly.—(Papier couché servant exclusivement à la production de revues, journaux et périodiques, imprimés et publiés régulièrement.)	Total imports Lb. \$		2,497		27,924	107,541
	United Kingdom. Lb. \$		85		3,660	9,092
	United States..... Lb. \$		2,497		19,069	107,541
			85		2,810	9,092
Book, printing and litho paper, coated and glazed or unglazed; surface coated paper, n.o.p.—(Papier à livres, à imprimer et à lithographe, couché, glacé ou non; papier couché, n.a.é.)	Total imports Lb. \$	442,254	586,957	246,579	389,507	2,194,355
	United Kingdom. Lb. \$	62,090	73,757	28,372	48,157	298,136
	United States..... Lb. \$	53,333	69,833	23,441	136,318	247,567
		7,551	9,373	3,724	13,498	35,257
		331,424	449,172	199,861	208,985	1,637,008
		47,635	58,822	22,300	28,388	231,358
Cover papers, not pasted or coated.—(Papier pour couvertures, non collé ni couché.)	Total imports Lb. \$	27,778	30,977	57,823	347,887	216,475
	United Kingdom. Lb. \$	2,705	3,494	6,974	34,892	24,463
	United States..... Lb. \$	25,272	24,466	55,471	277,944	191,878
		2,529	3,043	6,771	32,491	22,523
						1,940
Cover papers, pasted, coated or embossed.—(Papier à couvrir, encollé, couché ou bossé.)	Total imports Lb. \$	48,210	14,678	25,900		229,833
	United Kingdom. Lb. \$	5,269	1,747	2,626		23,796
	United States..... Lb. \$	38,650	8,814	10,701		3,093
		4,228	1,113	1,821		294
						199,881
						20,733
Printing paper in sheets or rolls, valued at not more than 21 cents per pound.—(Papier à imprimer, en feuilles ou rouleaux, évalué à pas plus de 21c. la livre.)	Total imports Lb. \$					
	United Kingdom. Lb. \$					
	United States..... Lb. \$					
WRAPPING AND PACKING PAPER. PAPIER D'EMBALLAGE.						
Cloth lined and gauze lined packing papers.—(Papier d'emballage, doublé de toile ou de gaze.)	Total imports \$		92	40	1,549	1,127
	United Kingdom..... \$				317	
	United States..... \$		92	40	1,232	1,127

IMPORTATIONS au Canada pour consommation, etc.—*Suite.*

Articles et pays de provenance.	Mois, 1929			Six mois terminés avec septembre		
	Juillet	Août	Septembre	1928	1929	
Straw paper for corrugation.—(Papier de paille, pour être ondulé, gaufré ou tuyauté.)	Total imports ... Lb. \$	280,241	349,439	161,884	736,995	1,536,678
	United Kingdom... Lb. \$	6,832	8,736	4,047	15,514	38,092
	United States... Lb. \$	280,241	349,439	161,884	736,995	1,487,220
		6,832	8,736	4,047	15,514	37,321
Vegetable parchment paper.—(Papier parchemin végétal.)	Total imports ... Lb. \$	69,346	114,225	81,248	407,092	651,364
	United Kingdom... Lb. \$	7,476	12,062	8,373	43,458	66,486
	United States... Lb. \$	26,148	15,052	79,829	63,172	331,878
		2,523	1,519	8,020	6,820	33,250
		10,210	3,068	1,419	21,173	27,320
		1,952	568	353	3,048	4,617
	22,636	26,527		110,457	188,860	
	2,101	2,422		11,848	17,759	
		55,422		200,006	78,798	
		6,306		20,726	8,713	
Waxed paper, printed or not.—(Papier ciré, imprimé ou non.)	Total imports ... Lb. \$	147,585	258,685	395,681	684,537	1,227,323
	United Kingdom... Lb. \$	13,249	22,047	37,587	64,754	111,081
	United States... Lb. \$	42		23	11,949	211
		51		12	1,579	98
	147,543	258,685	395,658	672,588	1,227,112	
	13,198	22,047	37,575	63,175	110,983	
Wrapping paper, kraft.—(Papier kraft.)	Total imports ... Lb. \$	39,153	178,413	188,451	1,128,975	645,477
	United Kingdom... Lb. \$	1,966	11,191	9,895	59,624	39,148
	United States... Lb. \$			37,241	44,412	37,241
				2,286	2,994	2,286
		7,775	97,689	143,416	394,660	397,931
	409	7,486	7,114	21,959	26,386	
		80,334		515,609	99,982	
		3,672		24,212	4,931	
Wrapping paper, all kinds, n.o.p.—(Papier à emballage de toutes sortes, n.a.é.)	Total imports ... Lb. \$	403,759	761,788	663,123	3,709,746	3,194,596
	United Kingdom... Lb. \$	30,712	47,909	36,065	229,182	209,359
	United States... Lb. \$	13,846	19,997	9,610	210,635	116,514
		1,500	2,529	1,278	21,100	11,221
		256,082	598,068	359,847	2,779,032	2,114,615
		20,845	37,970	19,284	165,810	141,370
		13,727	5,974	446	93,680	27,084
		1,228	814	91	8,548	3,401
	73,379	95,650	217,886	387,436	701,530	
	3,919	4,404	11,078	18,450	38,332	
Greaseproof, parchmentino, and glassine paper, not coated or embossed.—(Papier à l'épreuve des graisses, parcheminé et glassivé, ni couché ni embossé.)	Total imports ... \$	20,827	19,318	19,893		81,988
	United Kingdom... \$	508	3,723	301		4,937
	United States... \$	2,429	1,586	721		9,884
	Germany... \$	10,567	6,691	3,265		27,802
WRITING PAPER. PAPIER À ÉCRIRE.						
Bond and ledger papers, writing and envelope paper, uncut.—(Papier à registres, papier à écrire et à enveloppes, non coupés.)	Total imports ... Lb. \$	171,555	165,127	74,872	478,655	808,283
	United Kingdom... Lb. \$	17,291	17,408	8,405	63,140	84,339
	United States... Lb. \$	53,267	25,718	45,298	172,432	302,417
		5,383	2,217	4,967	23,197	21,719
	106,579	138,352	24,577	302,028	587,703	
	10,241	14,986	3,134	38,843	60,361	
Envelopes.—(Enveloppes.)	Total imports ... M \$	4,999	6,109	9,169	27,223	32,711
	United Kingdom... M \$	11,609	15,443	24,242	69,392	78,184
	United States... M \$	604	555	444	3,308	2,384
		2,278	2,546	1,671	12,138	9,714
	4,281	5,199	7,152	21,069	27,805	
	9,030	11,796	17,686	52,420	60,600	
Papeteries and ruled border and boxed papers.—(Papeterie et papier à lettres, réglé et margé, en boîte.)	Total imports ... \$	16,254	27,977	25,489	118,478	113,049
	United Kingdom... \$	5,027	4,043	8,140	28,373	25,087
	United States... \$	6,352	18,302	12,397	63,452	65,656
	France... \$	1,390	1,412	2,921	12,166	9,260
Onion skin and manifold paper, not coated or embossed.—(Papier pelure et papier à copies, ni couché ni embossé.)	Total imports ... \$	1,159	402	806		4,274
	United Kingdom... \$					1,311
	United States... \$	198	132	114		924
	Germany... \$	961	270	692		2,039

IMPORTS into Canada for Consumption, etc.—Continued.

Articles and Countries from which Imported.	Months, 1929			Six Months ending September		
	July	August	September	1928	1929	
PAPER—Continued—PAPIER—suite.						
OTHER PAPER, N.O.P.						
AUTRE PAPIER, N.A.E.						
Aluminized and other papers chemically prepared for photographers' use.—(Papier albuminé et autres papiers, chimiquement préparés, pour l'usage des photographes.)	Total Imports.... \$	53,976	10,336	9,644	174,073	157,575
	United Kingdom.... \$	1,115	1,132	569	4,770	4,847
	United States.... \$	11,951	8,460	7,368	149,408	85,588
	Belgium..... \$	2,093	744	863	11,490	21,437
	Germany..... \$	38,817	844	8,047	45,703
Blotting paper, not coated or embossed.—(Papier buvard, ni glacé, ni émaillé.)	Total Imports.... Lb.	87,720	76,270	35,400	435,170	413,543
	United Kingdom.Lb.	10,277	6,765	3,930	46,065	41,481
	United States.... Lb.	20,659	18,880	19,454	155,157	149,140
	United States.... Lb.	4,474	1,855	2,378	19,831	18,037
	United States.... Lb.	67,061	57,390	15,946	280,013	264,403
	\$	5,803	4,910	1,552	26,232	23,444
Blotting paper, pasted, coated, embossed or embossed.—(Papier buvard, emboîté, couché, émaillé ou enroulé.)	Total Imports.... Lb.	3,169	504	1,585	13,341
	United Kingdom. Lb.	372	92	215	1,852
	United Kingdom. Lb.	114	114
	United States.... Lb.	42	42
	United States.... Lb.	3,169	390	1,585	13,227
	\$	372	50	215	1,810
Cigarette paper in packets.—(Papier à cigarettes en carnets.)	Total Imports.... \$	24,332	21,932	34,541	137,306	133,974
	United Kingdom.... \$	135	285	517	651
	United States.... \$	1,201	118	1,767	1,929	4,971
	France..... \$	22,456	21,814	32,334	132,946	127,468
Cigarette paper in rolls.—(Papier à cigarettes en tubes.)	Total Imports.... \$	12,657	12,822	12,751	73,596	89,892
	United Kingdom.... \$	12,492	12,358	12,527	65,284	72,505
	United States.... \$	30	131	142	45	3,317
	France..... \$	135	343	82	8,267	14,070
Crape, decorative, ornamental, in rolls or webs, and paper napkins, decorated.—(Papier crêpe, uni ou décoratif, en rouleaux ou pièces et serviettes en papier, unies ou décorées.)	Total Imports.... \$	9,781	10,696	9,616	40,651	54,719
	United Kingdom.... \$	2,076	1,925	3,105	5,159	8,964
	United States.... \$	6,011	7,385	6,307	33,157	41,488
Greaseproof, parchmentine, glassine, onion skin and manifold paper, not coated or embossed.—(Papier imperméabilisé parcheminé, glacé, pelure d'oignon et papier à multigraphier, non couchés, ni gaufrés.)	Total Imports.... \$	62,061
	United Kingdom.... \$	3,061
	United States.... \$	9,957
	Germany..... \$	26,718
	Norway..... \$	11,145
	Sweden..... \$	9,749
Gummed paper.—(Papier gommé.)	Total Imports.... Lb.	30,732	36,073	40,933	178,574	210,950
	United Kingdom.Lb.	5,584	6,315	6,954	27,284	36,677
	United Kingdom.Lb.	9,602	21,976	17,809	110,535	98,819
	United States.... Lb.	1,738	2,986	3,063	14,542	15,631
	United States.... Lb.	17,641	14,097	22,500	62,022	105,652
	\$	3,491	3,329	3,582	11,952	19,633
Hangings or wallpaper, including borders.—(Papier à tapisserie et bordures.)	Total Imports.... Roll	90,034	105,458	127,410	1,519,772	890,429
	United Kingdom. Roll	14,438	18,430	17,600	213,839	166,685
	United Kingdom. Roll	32,433	25,000	6,215	206,901	211,466
	United States.... Roll	5,276	4,584	2,043	46,112	46,658
	United States.... Roll	34,264	64,314	117,368	1,248,903	579,385
	Germany..... Roll	5,123	12,040	14,397	153,031	97,758
	Germany..... Roll	19,511	15,902	1,456	51,072	81,587
	\$	2,394	1,749	104	8,684	16,123
Hemp paper, made on four-cylinder machines and calendered to between .006 and .008 inch thickness, adapted for the manufacture of shot shells, and felt board, sized and hydraulic pressed and covered with paper or uncovered, adapted for the manufacture of gun wads.—(Papier de chanvre fabriqué par des machines à quatre cylindres et calandré à une épaisseur de .006 à .008 pouce et adapté à la fabrication des cartouches, et carton-feutre encollé et passé sous la presse hydraulique, couvert de papier ou non, pour la fabrication des bourres.)	Total Imports.... \$	5,389	4,739	2,542	171,946	77,042
	United Kingdom.... \$	500	23,424	8,621
	United States.... \$	5,389	2,855	1,606	132,376	62,999
	Belgium..... \$	11,622	2,470

IMPORTATIONS au Canada pour consommation, etc.—*Suite.*

Articles et pays de provenance.		Mois, 1929			Six mois terminés avec septembre	
		Juillet	Août	Septembre	1928	1929
Paper and materials of paper, gutta-percha and rubber, for the manufacture of music rolls for piano players.—(Papier et substances à base de papier, gutta-percha et caoutchouc pour la fabrication de rouleaux de musique pour pianos automatiques.)	Total Imports.... \$	3,372	457	3,361	11,963	15,476
	United Kingdom. \$					
	United States.... \$	3,372	457	3,361	11,963	15,476
Paper, decalcomania, not printed, when imported by manufacturers of decalcomania transfers to be used in their own factories in the manufacture of such transfers.—(Papier pour décalcomanie non imprimé, importé pour cet usage exclusif dans les ateliers des importateurs.)	Total Imports.... \$	287	1,254	1,558	10,855	8,331
	United Kingdom. \$	275	874	1,550	4,390	7,772
	United States.... \$	12	380	8	6,465	559
Paper, matrix, not being tissue paper, for use in printing.—(Papier à matrices, n'étant pas du papier de chiffon, pour imprimeries.)	Total Imports.... \$	9,321	9,756	9,267	43,044	53,662
	United Kingdom. \$	555			2,706	1,614
	United States.... \$	8,766	9,756	9,267	40,338	51,959
Paper matting, when for use in Canadian manufactures.—(Papier pour nattes et paillassons, pour l'usage des manufactures canadiennes.)	Total Imports.... \$	6,989	8,613	4,528	66,332	40,289
	United Kingdom. \$					
	United States.... \$	6,989	8,613	4,528	66,332	40,289
Paper, photographic, plain basic, baryta coated, adapted for use exclusively in the manufacture of albumenized or sensitized paper.—(Papier basique ordinaire à photographie, couché de baryte, pour la fabrication du papier albuminé ou sensibilisé.)	Total Imports.... \$	21,303	22,878	18,167	129,894	114,074
	United Kingdom. \$		235		346	235
	United States.... \$	21,303	22,643	17,667	118,956	106,656
	Germany..... \$			500	10,045	7,183
Plain paper, uncoated or unwaxed for waxing.—(Papier ordinaire, ni couché ni ciré, pour cirage.)	Total Imports.... Lb.	49,114	97,191	143,267		565,609
	United Kingdom. Lb.	3,236	6,301	8,896		36,185
	United States.... Lb.	49,114	97,191	143,267		565,609
Tarred paper, felt board, and roofing and building paper, n.o.p.—(Papier goudronné, carton feutré et papier à toiture et de construction, n.a.é.)	Total Imports.... \$	29,153	33,044	32,115	116,310	216,595
United Kingdom. \$	480			2,444	763	
United States.... \$	28,673	32,926	32,078	110,299	212,542	
Tissue paper, flat, white or one coloured, n.o.p.—(Papier de soie, uni, blanc ou unicolore, n.a.é.)	Total Imports.... Lb.	83,642	106,585	256,292	588,005	793,608
	United Kingdom. Lb.	18,157	19,575	35,127	112,966	137,048
	United States.... Lb.	12,123	8,350	11,931	77,023	79,108
	Germany..... Lb.	4,865	3,160	3,803	33,360	30,318
Toilet paper and paper towels, in rolls or sheets, perforated or not.—(Papier de toilette et papier essuie-mains, en rouleaux ou en feuilles, perforé ou non.)	Total Imports.... \$	13,055	12,686	19,774	84,072	74,704
	United Kingdom. \$		463		41	832
	United States.... \$	12,645	11,684	19,774	83,491	71,301
All kinds of paper, n.o.p.—(Papier de toutes sortes, n.a.é.)	Total Imports.... \$	125,836	90,652	95,501	546,531	652,591
	United Kingdom. \$	11,689	10,710	15,422	58,531	63,841
	United States.... \$	107,481	78,021	69,631	452,015	552,665
	France..... \$	489	1,456	1,459	8,530	4,704
	Germany..... \$	3,398	1,229	6,766	14,241	17,422
PAPER GOODS.—ARTICLES EN PAPIER.						
Bags or sacks of paper, printed or not.—(Sacs en papier, imprimés ou non.)	Total Imports.... \$	23,671	25,172	24,096	129,696	152,407
	United Kingdom. \$	6,430	9,333	7,832	35,763	46,117
	United States.... \$	17,241	15,004	16,264	93,633	106,227
Boxes or containers of paper, printed or not.—(Boîtes ou récipients en papier, imprimés ou non.)	Total Imports.... \$	110,633	147,444	124,912	652,129	736,777
	United Kingdom. \$	4,709	2,013	4,742	10,940	17,825
	United States.... \$	104,230	140,150	113,489	625,936	677,095
Milk bottle caps of paper, printed or not.—(Capsules en papier, pour bouteilles de lait, imprimées ou non.)	Total Imports.... \$	1,730	1,769	622	5,033	6,575
	United Kingdom. \$				39	
	United States.... \$	1,730	1,769	622	4,994	6,575
Paper tubes and cones of all sizes, adapted for winding yarn thereon.—(Tubes et cônes en papier, de toutes dimensions, pour y enrouler la laine et le coton.)	Total Imports.... \$	8,625	7,037	8,076	33,715	50,971
	United Kingdom. \$	646	503	1,662	3,332	4,724
	United States.... \$	7,979	5,897	6,414	30,188	45,148

IMPORTS into Canada for Consumption, etc.—Continued.

Articles and Countries from which Imported.	Months, 1929			Six Months ending September		
	July	August	September	1928	1929	
PAPER—Concluded—PAPIER—fin.						
PAPER GOODS—Concluded.						
ARTICLES EN PAPIER—fin.						
Patterns, boot and shoe, manufactured of paper.—(Patrons de chaussures, en papier.)	Total Imports... \$	1,835	2,532	1,293	7,335	11,982
	United Kingdom. \$	439
	United States.... \$	1,835	2,532	1,293	6,896	11,982
Pocket sputum cups of paper, and paper refills for sputum cups.—(Crachoirs de poche en papier et papier destiné à cet usage.)	Total Imports... \$	452	498	292	2,594	2,368
	United Kingdom. \$
	United States.... \$	452	498	292	2,594	2,368
Twine or yarn of paper, imported by manufacturers for the purpose of being woven into fabrics or for use in the manufacture of furniture.—(Ficelle ou fibre de papier, importée par les filateurs pour en fabriquer des tissus, ou pour servir à la fabrication des meubles.)	Total Imports... \$	1,388	442	1,173	4,910	7,892
	United Kingdom. \$
	United States.... \$	1,388	442	1,173	4,910	7,892
Union collar cloth paper, in rolls or sheets, not glossed or finished.—(Papier-toile pour faux-cols, en rouleaux ou en feuilles non glacé ou fini.)	Total Imports... \$
	United Kingdom. \$
	United States.... \$
	Germany..... \$
Union collar cloth paper, in rolls or sheets, glossed or finished. (Papier-toile, pour faux-cols, en rouleaux ou en feuilles, glacé ou fini.)	Total Imports... \$	659	6,334	659
	United Kingdom. \$
	United States.... \$	659	1,154	659
	Germany..... \$	5,180
Window blinds of paper, of all kinds.—(Stores en papier, de toutes sortes.)	Total Imports... \$	145	147	215	451
	United Kingdom. \$
	United States.... \$	145	147	215	451
Manufactures of paper, n.o.p.—(Articles on papier, n.a.é.)	Total Imports... \$	267,193	260,767	250,653	1,479,506	1,519,817
	United Kingdom. \$	28,832	22,076	33,608	154,559	155,236
	United States.... \$	196,803	207,687	184,588	1,116,439	1,148,199
	Belgium..... \$	9,871	1,843	2,083	34,310	58,008
	France..... \$	6,581	2,353	3,421	36,125	23,276
	Germany..... \$	18,470	20,843	23,222	93,419	105,158
	Switzerland..... \$	49	170	51	24,824	975
Total Paper.—(Total, papier.)	Total Imports... \$	1,239,376	1,284,864	1,188,776	6,530,896	7,274,889
	United Kingdom. \$	132,360	116,583	146,847	726,210	782,624
	United States.... \$	927,214	1,044,865	903,906	5,077,612	5,663,659
BOOKS AND PRINTED MATTER.						
LIVRES ET IMPRIMÉS.						
MAPS, CHARTS, MANUSCRIPTS, MUSIC, NEWSPAPERS AND PHOTOGRAPHS.						
CARTES GÉOGRAPHIQUES ET HYDROGRAPHIQUES, MANUSCRITS, MUSIQUE, JOURNAUX ET PHOTOGRAPHIES.						
Artists' proof etchings, unbound, such as are printed by hand from plates or blocks etched or engraved with hand tools, and not such as are printed from plates or blocks etched or engraved by photo-chemical or other mechanical processes.—(Epreuves artistiques de gravures à l'eau-forte, non reliées, imprimées à la main sur planches ou blocs gravés à la main, à l'exclusion de celles reproduites de planches en creux, par le procédé dit photogravure ou héliogravure, ou tout autre procédé mécanique.)	Total Imports... \$	4,641	5,658	7,750	20,417	31,553
	United Kingdom. \$	1,467	4,513	3,852	12,635	13,529
	United States.... \$	2,857	968	2,456	4,789	14,964
Admiralty charts, manuscripts and insurance maps, and album insides of paper.—(Cartes marines, manuscrits, cartes des compagnies d'assurance et intérieurs d'albums en papier.)	Total Imports... \$	2,441	5,103	1,458	29,116	14,604
	United Kingdom. \$	320	432	2,847	1,297
	United States.... \$	2,121	4,671	1,433	26,269	13,264
Maps and charts, n.o.p.—(Cartes géographiques et hydrographiques, n.a.é.)	Total Imports... \$	2,441	1,576	1,236	21,712	12,059
	United Kingdom. \$	723	697	513	4,550	3,606
	United States.... \$	1,718	879	716	16,838	8,189
Music for mechanical piano players.—(Musique pour pianos automatiques.)	Total Imports... \$	1,884	1,839	2,125	14,192	12,502
	United Kingdom. \$	3
	United States.... \$	1,884	1,831	2,125	13,947	12,384

IMPORTATIONS au Canada pour consommation, etc.—*Suite.*

Articles et pays de provenance.	Mois, 1929			Six mois terminés avec septembre		
	Juillet	Août	Septembre	1928	1929	
Music, printed, bound or in sheets.—(Musique imprimée, reliée ou en feuilles.)	Total Imports ... \$	34,847	55,899	60,991	198,742	254,691
	United Kingdom... \$	3,314	4,321	8,162	23,203	25,193
	United States... \$	31,449	50,605	51,778	173,397	227,200
Newspapers or supplemental editions or parts thereof, partly printed, and intended to be completed and published in Canada.—(Journaux ou leurs suppléments ou parties de, partiellement imprimés, destinés à être complétés et publiés au Canada.)	Total Imports ... \$	4,900	4,286	4,335	13,309	37,918
	United Kingdom... \$					
	United States... \$	4,900	4,286	4,335	13,309	37,918
Newspapers, and quarterly, monthly and semi-monthly magazines, and weekly literary papers, unbound.—(Journaux, revues trimestrielles, mensuelles et bi-hebdomadaires et journaux littéraires hebdomadaires non reliés.)	Total Imports ... \$	342,872	349,715	349,392	1,311,704	1,990,643
	United Kingdom... \$	5,020	3,932	2,971	8,284	25,331
	United States... \$	337,378	345,270	346,367	1,300,063	1,962,402
Photographs, press, for use only as news pictures.—(Photographies de presse, pour l'usage exclusif des journaux.)	Total Imports ... \$	3,444	3,995	3,570	28,391	23,273
	United Kingdom... \$				133	10
	United States... \$	3,444	3,995	3,570	28,250	23,263
Photographs, chromos, chromotypes, artotypes, oleographs, paintings, drawings, pictures, decalcomania transfers of all kinds, engravings or prints, or proofs therefrom, and similar works of art, n.o.p., blue prints and building plans.—(Photographies, chromos, chromotypes, artotypes, oléographes, peintures, dessins, portraits, décalques ou impressions, reproductions par décalcomanie de toutes espèces, gravures ou estampes ou leurs épreuves et œuvres d'art similaires, n.a.é., prussiatis, et plans d'architectes.)	Total Imports ... \$	110,715	134,143	172,913	688,962	695,821
	United Kingdom... \$	15,957	19,337	14,767	85,905	89,773
	United States... \$	83,601	104,270	132,365	501,686	521,816
	France... \$	887	2,325	4,136	8,980	10,409
	Germany... \$	9,130	7,244	19,152	68,637	65,628
PRINTED OR LITHOGRAPHED PAPER, N.O.P. IMPRESSION OU LITHOGRAPHIE, PAPIER, N.A.E.						
Advertising chromos, chromotypes, oleographs or like work produced by any process other than hand painting or drawing, and having any advertisement or advertising matter printed, lithographed or stamped thereon, or attached thereto, or other similar artistic work, lithographed, printed or stamped on paper or cardboard, for business or advertising purposes, n.o.p.—(Chronos, chromotypes, oléographes ou imageries de semblable nature, produits autrement que par le dessin ou la peinture à la main, et ayant des annonces imprimées, lithographiées ou estampées ou y attachées, ou œuvres artistiques similaires, lithographiées, imprimées ou estampées sur papier ou carton pour des fins de commerce ou de publicité, n.a.é.)	Total Imports ... Lb.	11,680	8,441	10,281	98,672	69,732
	\$	10,715	6,901	8,946	60,147	60,852
	United Kingdom... Lb.	225	115	117	4,138	1,399
	\$	345	181	158	3,180	1,343
	United States... Lb.	11,233	8,326	10,164	92,048	68,111
	\$	10,079	6,720	8,788	56,400	59,318
Advertising pamphlets, advertising show cards, illustrated advertising periodicals price books, catalogues and price lists, advertising calendars and almanacs, patent medicine or other advertising circulars, fly sheets or pamphlets.—(Brochures de publicité, pancartes, publications périodiques illustrées, cahiers de prix, catalogues et listes de prix, calendriers et almanachs d'annonces illustrés, circulaires d'annonces de médicaments brevetés ou autres, feuilles volantes ou brochées.)	Total Imports ... Lb.	599,454	677,630	599,537	2,908,933	3,596,396
	\$	234,723	249,526	251,621	1,356,770	1,439,490
	United Kingdom... Lb.	20,284	40,713	37,339	151,210	217,670
	\$	10,512	16,712	12,061	56,449	92,550
	United States... Lb.	566,159	620,436	548,358	2,725,238	3,292,305
	\$	223,677	228,515	234,475	1,289,774	1,315,730
Advertising bills, folders and posters.—(Affiches, pancartes et encartages.)	Total Imports ... Lb.	30,383	23,022	15,845	140,972	150,533
	\$	12,573	9,103	6,983	61,638	61,624
	United Kingdom... Lb.	609	1,984	118	3,247	4,357
	\$	153	596	117	2,729	1,473
	United States... Lb.	29,374	21,038	15,727	137,556	145,405
	\$	12,325	8,507	6,766	61,833	59,905

IMPORTS INTO CANADA FOR CONSUMPTION, ETC.—Continued.

Articles and Countries from which Imported.	Months, 1929			Six Months ending September		
	July	August	September	1928	1929	
BOOKS AND PRINTED MATTER—Continued.						
LIVRES ET IMPRIMÉS—suite.						
PRINTED OR LITHOGRAPHED PAPER, N.O.P.—Concluded.						
IMPRESSION OU LITHOGRAPHIE, PAPIER, N.A.E.—fin.						
Bank notes, bonds, bills of exchange, cheques, promissory notes, drafts and all similar work, unsigned, and cards or order commercial blank forms, printed or lithographed or printed from steel or copper or other plates, and other printed matter, n.o.p.—(Billets de banque, obligations, lettres de change, chèques, billets promissoires, traites et tous imprimés similaires non signés, cartes ou papeterie commerciale imprimées ou lithographées ou imprimées sur plaques d'acier, de cuivre ou autres, et autres imprimés, n.a.é.)	Total Imports.... \$	63,549	52,867	72,290	288,635	333,052
	United Kingdom.... \$	3,015	5,012	6,285	23,501	22,376
	United States.... \$	59,659	46,709	63,435	257,035	303,368
Cards for playing.—(Cartes à jouer.)	Total Imports..Pack \$	37,801	29,781	14,576	96,560	139,817
	United KingdomPack \$	12,818	11,465	6,212	37,514	53,418
	United States..Pack \$	35,520	25,500	13,048	90,605	125,106
	United States.... \$	12,421	9,917	5,469	33,516	47,932
	United States.... \$	933	2,514	1,528	3,673	10,883
	United States.... \$	231	1,278	743	1,725	4,872
Drawings or sketches of garments, but not including patterns, when imported in single copies by manufacturers of garments. (From March 1, 1929.)—(Desins et croquis de vêtements, mais ne comprenant pas les patrons, importés en copies uniques par les manufacturiers de vêtements.) (Depuis le 1 mars 1929.)	Total Imports.... \$	591	286	100		6,604
	United Kingdom.... \$					
	United States.... \$	591	286	100		6,604
Fashion plates, tailors', milliners' and hatter-makers', when imported in single copies, in sheet form, with magazines or periodical trade journals.—(Gravures de modes, pour tailleurs, modistes et couturiers, importées en exemplaires détachés et en feuilles, avec des journaux ou revues de modes.)	Total Imports.... \$			50		50
	United Kingdom.... \$					
	United States.... \$			50		50
Labels for cigar boxes, fruits, vegetables, meats, fish, confectionery and other goods and wares; also shipping, price or other tags, tickets or labels; and railroad or other tickets, whether lithographed or printed or partly printed, n.o.p.—(Étiquettes pour boîtes à cigares, fruits, légumes, viandes, poisson, confiserie et autres marchandises et denrées; étiquettes d'expédition, billets ou récépissés de chemin de fer ou autres, imprimés ou lithographiés ou partiellement imprimés, n.a.é.)	Total Imports.... \$	33,003	30,115	30,160	169,236	174,243
	United Kingdom.... \$	4,417	7,755	6,660	32,032	34,245
	United States.... \$	25,210	20,312	21,999	126,438	131,407
	Germany..... \$	2,982	1,395	188	9,558	5,412
Pictorial illustrations of insects or similar studies, when imported for the use of colleges, schools and scientific and literary societies.—(Illustrations représentant des insectes ou planches similaires, lorsque importées pour l'usage des collèges, écoles et sociétés scientifiques et littéraires.)	Total Imports.... \$			210	221	210
	United Kingdom.... \$			210		210
	United States.... \$				21	
OTHER BOOKS AND PAMPHLETS, N.O.P.						
AUTRES LIVRES ET BROCHURES, N.A.E.						
Blank books with paper ruled or plain.—(Livres en blanc, à feuilles réglées ou non.)	Total Imports.... \$	14,771	19,414	20,049	87,524	94,216
	United Kingdom.... \$	7,421	5,096	7,486	39,136	34,737
	United States.... \$	6,203	12,533	9,301	40,415	50,762
Books, viz.: Bibles, prayer books, psalm and hymn books, religious tracts, and Sunday School lesson pictures.—(Bibles, livres de prières, psaumes et livres de hymnes, tracts religieux et images; our en particulier religieux dans les écoles dominicales.)	Total Imports.... \$	39,523	43,255	48,078	249,364	235,215
	United Kingdom.... \$	12,906	20,323	26,501	106,449	89,301
	United States.... \$	15,443	10,888	15,068	76,876	76,941
	Belgium..... \$	4,078	5,071	1,717	21,925	28,126
	France..... \$	3,539	4,799	3,808	26,694	27,759

IMPORTATIONS au Canada pour consommation, etc.—*Suite.*

Articles et pays de provenance.	Mois, 1929			Six mois terminés avec septembre	
	Juillet	Août	Septembre	1928	1929
Books, bound or unbound, which have been printed and manufactured more than twelve years.—(Livres, reliés ou non, ayant été imprimés et achevés depuis plus de douze ans.)	Total imports ... \$ 4,591	5,533	4,189	23,205	37,479
	United Kingdom. \$ 3,251	4,099	2,466	11,632	23,016
	United States.... \$ 1,084	881	1,571	7,005	9,058
	France..... \$ 156	531	152	2,050	2,008
Books, embossed, and grooved cards for the blind, and books for the instruction of the deaf and dumb and blind, and maps and charts for the use of schools for the blind.—(Livres avec caractères en relief, et cartes en creux pour les aveugles; livres pour l'instruction des sourds-muets et des aveugles, et cartes scolaires pour aveugles.)	Total imports ... \$			42	97
	United Kingdom. \$			12	97
	United States.... \$			30	
Books, not printed or reprinted in Canada, which are included and used as text books in the curriculum of any university, college or school in Canada; books especially imported for the <i>bona fide</i> use of incorporated mechanics' institutes, public libraries, libraries of universities, colleges and schools, or for the library of any incorporated medical, law, literary, scientific or art association or society, and being the property of the organized authorities of such library, and not in any case the property of individuals.—(Livres non imprimés ou réimprimés au Canada, nécessaires à l'étude des matières figurant au programme de toute université, collège ou école, ou importés pour l'usage des bibliothèques publiques, scolaires ou d'associations professionnelles, appartenant à ces bibliothèques, mais non à des particuliers.)	Total imports ... \$ 191,917	188,357	177,811	798,302	924,065
	United Kingdom. \$ 103,056	78,284	49,852	399,339	406,024
	United States.... \$ 76,510	88,253	115,073	348,302	439,767
	China..... \$	7,482	4,514	3,752	14,453
	France..... \$ 10,238	9,228	6,669	38,649	46,532
	Germany..... \$ 359	511	1,324	4,803	7,774
Books—Novels or works of fiction, or literature of a similar character, unbound or paper bound, or in sheets, not including Christmas annuals or publications commonly known as juvenile or toy books.—(Romans ou ouvrages de fiction, ou littérature similaire, non reliés ou brochés ou en feuilles, non compris les livres d'étrennes pour enfants.)	Total imports ... \$ 109,492	102,500	97,063	597,396	611,769
	United Kingdom. \$ 6,425	7,993	5,222	10,885	34,673
	United States.... \$ 98,997	92,232	88,170	569,238	557,017
	France..... \$ 3,983	2,275	3,671	16,632	19,622
Books on the application of science to industries of all kinds and directories for Free Reference Directory Libraries imported by publishers of directories for use only in such Free Reference Directory Libraries.—(Livres sur les applications de la science aux industries de toutes sortes et almanachs d'adresses, annuaires, etc. pour bibliothèques gratuites de références, importés par éditeurs d'almanachs d'adresses, d'annuaires, etc., pour usage exclusif de ces bibliothèques.)	Total imports ... \$ 8,508	10,206	10,392	47,884	63,001
	United Kingdom. \$ 727	902	1,638	7,419	11,274
	United States.... \$ 7,683	8,135	6,305	38,733	47,762
Books, printed by any government or by any association for the promotion of science or letters, and official annual reports of religious or benevolent associations and issued in the proceedings of said associations to their members, and not for the purpose of sale or trade.—(Livres imprimés par tout gouvernement ou par toute association scientifique pour la diffusion des sciences et des lettres et rapports officiels annuels d'associations religieuses ou de bienfaisance à leurs membres, ne devant pas être mis dans le commerce.)	Total imports ... \$ 288	167	674	7,903	2,719
	United Kingdom. \$ 128	69	42	2,021	506
	United States.... \$ 92	39	275	3,057	1,418
Freight rates for railways, and telegraph rates, bound in book or pamphlet form, and time tables of railways outside of Canada.—(Tarifs de transports par voies ferrées et tarifs télégraphiques, reliés ou brochés, et horaires de chemins de fer en dehors du Canada.)	Total imports ... \$ 4,606	4,129	4,888	21,576	25,969
	United Kingdom. \$		4	44	4
	United States.... \$ 4,606	4,129	4,884	21,530	25,965

IMPORTS into Canada for Consumption, etc.—Continued.

Articles and Countries from which Imported.	Months, 1929			Six Months ending September		
	July	August	September	1928	1929	
BOOKS AND PRINTED MATTER—Concluded.						
LIVRES ET IMPRIMÉS—fin.						
OTHER BOOKS AND PAMPHLETS, N.O.P.—Concluded.						
AUTRES LIVRES ET BROCHURES, N.A.E.—fin.						
Other books, printed, periodicals and pamphlets, or parts thereof, n.o.p.— (Autres livres, imprimés, publications périodiques et brochures ou leurs parties, n.a.é.)	Total imports...	\$ 253,354	\$ 326,406	\$ 317,228	\$ 1,490,529	\$ 1,603,093
	United Kingdom...	\$ 86,295	\$ 104,711	\$ 128,018	\$ 478,342	\$ 513,142
	United States.....	\$ 149,806	\$ 210,899	\$ 182,072	\$ 933,111	\$ 995,314
	Belgium.....	\$ 7,298	\$ 22	\$	\$ 20,899	\$ 25,803
	France.....	\$ 8,033	\$ 7,580	\$ 5,385	\$ 47,671	\$ 58,751
Total Books and Printed Matter.—(Total, livres et imprimés.)	Total imports...	\$ 1,507,207	\$ 1,622,444	\$ 1,660,604	\$ 7,607,431	\$ 8,900,270
	United Kingdom...	\$ 277,873	\$ 294,882	\$ 283,054	\$ 1,346,302	\$ 1,471,642
	United States.....	\$ 1,161,531	\$ 1,257,111	\$ 1,304,220	\$ 5,910,750	\$ 6,907,318
Recapitulation—Wood, Wood Products and Paper.—(Récapitulation—Bois, produits du bois et papier.)	Total imports...	\$ 5,581,016	\$ 5,373,982	\$ 5,093,251	\$ 28,643,334	\$ 31,866,620
	United Kingdom...	\$ 499,835	\$ 517,897	\$ 507,299	\$ 2,542,323	\$ 2,826,396
	United States.....	\$ 4,567,711	\$ 4,547,197	\$ 4,265,077	\$ 24,113,578	\$ 26,796,798
IRON AND ITS PRODUCTS—FER ET SES PRODUITS.						
RAW IRON—FER BRUT.						
Iron ore.—(Mineral de fer.)	Total imports... Ton	393,406	408,643	404,736	1,569,130	1,684,656
	\$	766,830	789,119	781,290	3,008,165	3,451,956
	United Kingdom... Ton
	\$
	United States... Ton	268,305	275,090	274,212	1,131,068	1,190,843
	\$	641,724	655,568	650,762	2,432,226	2,869,876
	Newfoundland... Ton	125,101	133,553	130,524	398,364	469,844
	\$	125,106	133,551	130,528	398,377	469,856
	Sweden..... Ton	27,001	23,969
	\$	124,489	112,224
PIGS, INGOTS, BLOOMS AND BILLETS.						
GUEUSES, LINGOTS, SAUMONS ET LOUPES.						
Iron in pigs for the manufacture of agricultural implements under Tariff items 445, 446, 446b, 447b, 448 and 591.—(Fer en gueuse pour la fabrication d'instruments aratoires, figurant au tarif sous les numéros 445, 446, 446b, 447b, 448 et 591.)	Total imports... Ton	1,186	461	280	3,547	5,126
	\$	18,670	7,767	5,141	55,994	86,805
	United Kingdom... Ton	27	34
	\$	466	795
	United States... Ton	1,186	461	280	3,462	5,092
	\$	18,670	7,767	5,141	54,600	86,010
Iron in pig, n.o.p., and iron kentledge.—(Fer en gueuse, n.a.é., et fer en gueuse de ballast.)	Total imports... Ton	2,268	1,751	1,371	20,132	13,680
	\$	39,820	32,393	25,265	331,676	239,294
	United Kingdom... Ton	957	420	420	1,881	3,464
	\$	16,856	7,660	7,502	30,802	61,298
	United States... Ton	1,189	1,232	951	17,684	9,377
	\$	21,007	23,148	17,761	292,114	164,348
Ferro-silicon, containing more than 15% silicon.—(Ferro-silicium contenant plus de 15% de silicium.)	Total imports... Cwt.	787	560	2,623	5,573
	\$	2,355	1,570	24,682	35,941
	United Kingdom... Cwt.	224	224
	\$	741	741
	United States... Cwt.	563	1,808	2,546
	\$	1,614	19,843	17,760
Ferro-silicon, containing not more than 15% silicon.—(Ferro-silicium ne contenant pas plus de 15% de silicium.)	Total imports... Cwt.	27	54
	\$	192	282
	United Kingdom... Cwt.
	\$	27	18
	United States... Cwt.	192	90
	\$
Ferro-manganese and spiegeleisen, containing more than 15% manganese.—(Ferro-manganèse et fonte blanche, contenant plus de 15% de manganèse.)	Total imports... Cwt.	1,862	1,817	2,326	72,317	99,613
	\$	3,877	5,839	5,403	198,600	282,610
	United Kingdom... Cwt.	112	560	1,120	2,240	48,048
	\$	365	1,660	3,589	6,886	143,917
	United States... Cwt.	1,750	137	1,206	1,715	5,645
	\$	3,512	737	1,814	7,776	13,584
	Germany..... Cwt.	68,340	44,800
	\$	183,858	121,667

IMPORTATIONS au Canada pour consommation, etc.—*Suite.*

Articles et pays de provenance.	Mois, 1929			Six mois terminés avec septième		
	Juillet	Août	Septembre	1928	1929	
Ferro-manganese and spiegeleisen, containing not more than 15% manganese, and other ferro-alloys, n.o.p.—(Ferro-manganèse et fonte blanche, ne contenant pas plus de 15% de manganèse et autres ferro-alliages, n.a.é.)	Total imports... Cwt.	983	633	977	1,969	5,369
	\$	8,152	17,381	6,601	35,783	51,918
	United Kingdom Cwt.		171	34	87	309
	\$		10,729	2,453	5,740	24,603
	United States... Cwt.	829	42	661	717	2,191
\$	2,977	1,410	2,766	7,872	8,951	
Sweden... Cwt.	88	420	282	554	1,683	
\$	917	5,242	1,382	18,010	12,039	
Chrome steel.—(Acier chromé.)	Total imports... Cwt.	2,206	2,258	797	65,109	14,246
	\$	8,465	8,091	3,331	189,568	51,946
	United Kingdom Cwt.	6	1		25	73
	\$	59	13	80	383	725
	United States... Cwt.	2,200	2,257	799	65,084	14,173
\$	8,406	8,078	3,251	189,172	51,221	
Iron or steel ingots, cogged ingots, blooms, slabs, puddled bars, and loops or other forms, n.o.p., less finished than iron or steel bars, but more advanced than pig iron, except castings.—(Lingots de fer ou d'acier, lingots non dégrossis, saumons, semelles, barres puddlées, loupes et autres formes, n.a.é., moins finis que les barres de fer ou d'acier, mais plus avancés que le fer en gueuse, les fontes exceptées.)	Total imports... Cwt.	18,388	7,191	8,538	167,436	232,972
	\$	38,630	16,508	30,950	319,033	469,879
	United Kingdom Cwt.	30		562	4,508	592
	\$	190		1,244	8,814	1,434
	United States... Cwt.	18,358	7,191	7,976	162,928	232,380
\$	38,440	16,508	29,706	310,219	468,445	
Iron or steel billets, weighing not less than 60 pounds per lineal yard.—(Loupes de fer ou d'acier, pesant au moins 60 livres par verge linéaire.)	Total imports... Cwt.	38,867	19,304	27,521	186,599	255,842
	\$	52,126	36,456	51,866	335,860	394,789
	United Kingdom Cwt.	1,677	229	2,041	72	5,515
	\$	3,172	530	4,534	584	11,465
	United States... Cwt.	10,750	19,075	25,480	72,901	96,943
\$	20,278	35,926	47,332	194,312	200,643	
Belgium... Cwt.				100,107	22,387	
\$				110,507	26,487	
France... Cwt.					11,228	
\$					13,285	
Steel billets, n.o.p.—(Billes d'acier, n.a.é.)	Total imports... Cwt.				3,865	1,492
	\$				8,321	2,900
	United Kingdom Cwt.					1,492
	\$					2,900
	United States... Cwt.				3,865	
\$				8,321		
Total Pigs, Ingots, Blooms and Billets.—(Total, gueuses, lingots, saumons et loupes.)	Total imports... \$	173,095	126,006	128,555	1,499,699	1,619,354
	United Kingdom... \$	21,383	20,592	19,492	53,678	247,878
	United States... \$	114,904	93,574	107,771	1,084,421	1,011,052
SCRAP IRON OR STEEL.						
FERRAILLE DE FER OU D'ACIER.						
Cast scrap iron.—(Rebuts de fonte.)	Total imports... Ton	2,283	1,223	1,154	4,275	12,976
	\$	21,019	14,860	14,217	39,372	152,663
	United Kingdom... Ton					
	\$	1,421	1,213	1,154	2,588	12,046
United States... Ton	16,834	14,765	14,217	29,557	147,664	
Iron or steel scrap, wrought, being waste or refuse, including punchings, cuttings and clippings of iron or steel plates or sheets, having been in actual use; crop ends of tin plate bars, blooms and rails, the same not having been in actual use.—(Ferrailles de fer ou d'acier, forgés, déchets ou rebuts, y compris les découpures de perforieuses, retailles ou rognures de tôles ou plaques de fer ou d'acier, qui ont servi; bouts coupés de barres de fer-blanc, de loupes ou de rails n'ayant pas encore servi.)	Total imports... Ton	216	277	348	3,335	1,141
	\$	2,434	2,552	3,724	45,160	12,195
	United Kingdom... Ton					
	\$	216	277	348	3,204	1,141
	United States... Ton	2,434	2,552	3,724	44,907	12,195
Iron or steel scrap, wrought, being waste or refuse, and iron or steel rails which have been in actual use, to be remanufactured in furnaces; and such iron or steel rails to be remanufactured in rolling mills into other products than iron or steel rails.—(Rognures ou ferrailles d'acier ou de fer forgé et rails de fer ou d'acier ayant servi, destinés à la refonte; et rails de fer ou d'acier devant être dénatrés dans les laminoirs.)	Total imports... Ton	9,014	6,942	7,242	68,207	51,427
	\$	100,253	79,412	76,586	680,797	571,806
	United Kingdom... Ton					
	\$	8,869	6,942	7,232	67,430	51,272
	United States... Ton	98,737	79,412	76,482	672,348	570,186

IMPORTS into Canada for Consumption, etc.—Continued.

Articles and Countries from which Imported.	Months, 1929			Six Months ending September	
	July	August	September	1928	1929
SCRAP IRON OR STEEL—Concluded.					
FERRAILLE DE FER OU D'ACIER—fin.					
Scrap iron and scrap steel, old, and fit only to be remanufactured, being part of or recovered from any vessel wrecked in waters subject to the jurisdiction of Canada.—(Vieille ferraille de fer ou d'acier, ne pouvant servir qu'à la refonte, provenant d'un navire naufragé dans les eaux soumises à la juridiction du Canada.)	Total Imports...Ton	120	23	40	183
	\$	720	91	120	931
	United Kingdom.Ton		23	40	63
	\$		91	120	211
	United States....Ton	120			120
	\$	720			720
Tin strip waste.—(Rognores de fer-blanc.)	Total Imports...Ton				
	\$				
	United Kingdom.Ton				
	\$				
	United States....Ton				
	\$				
Total Scrap Iron or Steel.—(Total, ferraille de fer ou d'acier.)	Total Imports... \$	124,426	96,915	94,647	765,329
	United Kingdom. \$		91	120	211
	United States.... \$	118,725	96,729	94,423	746,812
CASTINGS AND FORGINGS, N.O.P.					
FONTES ET FORGES, N.A.E.					
Axles, axle bars, n.o.p., and axle blanks and parts thereof of iron or steel, for railway or tramway vehicles.—(Essieux, barres à essieux, n.a.é., et ébauches d'essieux et leurs parties en fer ou en acier, pour voitures de chemin de fer ou de tramways.)	Total Imports... \$	1,698	2,542	92	28,683
	United Kingdom. \$				249
	United States.... \$	1,698	2,542	92	28,683
Axles, axle bars, n.o.p., and axle blanks and parts thereof of iron or steel, for other vehicles, n.o.p.—(Essieux, barres à essieux, n.a.é., ébauches d'essieux et leurs parties en fer ou en acier, pour autres véhicules, n.a.é.)	Total Imports... \$	123,238	77,568	59,859	725,279
	United Kingdom. \$	200	227		3,107
	United States.... \$	123,038	77,281	59,859	722,172
Castings, when imported by manufacturers of agricultural implements enumerated in Tariff items 445, 446, 446b, 447b, 448 and 591 when for use in such manufactures.—(Fontes et moulages importés par les fabricants d'instruments aratoires énumérés sous les articles 445, 446, 446b, 447b, 448 et 591 et pour servir à cette fabrication.)	Total Imports... \$	16,553	23,303	17,560	142,263
	United Kingdom. \$				
	United States.... \$	16,553	23,303	17,560	142,263
Iron or steel castings in the rough, not further finished than with the burrs removed, when imported by manufacturers of shot guns for use only in the manufacture of such articles in their own factories.—(Fontes brutes de fer ou d'acier, non autrement ouvrées que débarrassées des scories, lorsque importées par les manufacturiers de fusils de chasse pour l'usage de leurs manufactures seulement.)	Total Imports... \$				
	United Kingdom. \$				
	United States.... \$				
Castings, malleable iron, n.o.p.—(Fontes en fer malléable, n.a.é.)	Total Imports..Cwt.	4,808	2,315	2,083	14,617
	\$	22,752	17,725	15,202	97,435
	United Kingdom.Cwt.	44	25	13	249
	\$	622	280	211	3,287
	United States...Cwt.	4,764	2,290	2,070	14,345
	\$	22,130	17,445	14,991	93,892
Castings, iron, n.o.p., not malleable.—(Fontes en fer, n.a.é., non malléable.)	Total Imports..Cwt.	8,253	11,669	14,379	70,354
	\$	47,212	57,086	79,344	492,861
	United Kingdom.Cwt.	21	6	6	1,604
	\$	149	109	119	5,261
	United States...Cwt.	8,232	11,662	14,373	68,007
	\$	47,063	56,977	79,225	484,883
Castings, steel, n.o.p.—(Fontes d'acier, n.a.é.)	Total Imports..Cwt.	4,255	2,283	1,325	9,649
	\$	29,949	20,594	15,447	143,940
	United Kingdom.Cwt.	7	5	8	159
	\$	196	46	222	1,606
	United States...Cwt.	4,248	2,278	1,317	9,489
	\$	29,753	20,538	15,225	142,228

IMPORTATIONS au Canada pour consommation, etc.—*Suite.*

Articles et pays de provenance.	Mois, 1929			Six mois terminés avec septembre	
	Juillet	Août	Septembre	1928	1929
Locomotive and car wheel tires of steel, in the rough.—(Bandages en acier pour roues de locomotives et de wagons, à l'état brut.)	Total Imports..Cwt. \$ 18,742 82,262 6,275 30,321 12,467 52,041	16,140 73,142 5,254 27,275 10,886 45,867	15,690 74,287 11,079 54,102 4,611 20,185	95,829 428,389 38,251 180,465 57,578 247,924	94,035 427,989 40,968 199,124 53,067 228,805
Forgings of iron or steel, of whatever shape or size, or in whatever stage of manufacture, n.o.p.—(Pièces forgées en fer ou en acier, de toute forme ou dimension que ce soit et en n'importe quelle phase de fabrication, n.a.é.)	Total Imports... \$ United Kingdom. \$ United States.... \$	69,403 4,490 64,913	49,938 643 49,295	39,422 1,280 38,142	1,191,349 4,607 1,186,682
Total Castings and Forgings, n.o.p.—(Total, fontes et forges, n.a.é.)	Total Imports... \$ United Kingdom. \$ United States.... \$	393,067 35,878 357,189	321,828 28,580 293,248	301,213 55,934 245,279	3,250,139 198,393 3,048,727
ROLLING MILL PRODUCTS, N.O.P. PRODUITS DES LAMINOIRS, N.A.E.					
BAND AND HOOP, IRON OR STEEL. FEUILLARD DE FER OU D'ACIER.					
Iron or steel bands, strips or sheets, No. 14 gauge or thinner, coated, polished, or not, and rolled iron or steel sections, not being ordinary square, flat or round bars whether forged and punched or not, unfinished, when imported by manufacturers of saddlery hardware and hames, for use exclusively in the manufacture of such articles in their own factories.—(Bandes ou lames de fer ou d'acier, calibre 14 ou plus mince, trempées, polies ou non, et sections de fer ou d'acier laminé, n'étant pas des barres ordinaires carrées, plates ou rondes forgées et estamées ou non, non finies lorsque importées par les fabricants de ferronneries, pour la sellerie ou les attelles, et à l'usage exclusif de cette fabrication dans leurs propres manufactures.)	Total Imports..Cwt. \$ United Kingdom.Cwt. United States...Cwt. \$	11 188	45 167	2,063 6,143	785 5,187
Rolled hoop iron or hoop steel, galvanized, Nos. 12 and 13 gauge.—(Fer ou acier à cercles, laminé, calibre 12 et 13.)	Total Imports..Cwt. \$ United Kingdom.Cwt. United States...Cwt. \$			5 18	346 841
Rolled iron or steel, and cast steel in bands, hoops, scroll, strip, sheet or plate of any size, thickness or width, and steel blanks for the manufacture of milling cutters, when of greater value than 31 cents per pound.—(Fer ou acier laminé et acier fondu en bandes, feuillards, cercles ou bandelettes, tôles ou plaques, de toute grandeur, épaisseur ou largeur, et blocs en acier pour la fabrication de hachoirs mécaniques, lorsque d'une valeur supérieure à 31 centins la livre.)	Total Imports..Cwt. \$ United Kingdom.Cwt. United States...Cwt. Belgium.....Cwt. Sweden.....Cwt. \$	23,866 118,828 560 10,671 23,115 107,074 69 237 11 309	19,032 104,944 773 6,321 17,893 95,909 76 298 366 2,714	17,660 95,581 432 3,643 17,152 91,640 76 298 298 32,732	139,130 742,520 3,327 27,792 132,748 650,117 2,113 11,589 878 32,732
Rolled iron or steel hoop, band, scroll or strip, No. 14 gauge and thinner, imported by manufacturers for use in their own factories in the manufacture of galvanized iron or steel hoop, band, scroll or strip.—(Feuillard de fer ou d'acier laminé en bandes, lames ou bandelettes, calibre 14 et plus mince, importé pour la fabrication de feuillards, bandes, lames, bandelettes de fer ou d'acier galvanisé dans les propres manufactures des importateurs.)	Total Imports..Cwt. \$ United Kingdom.Cwt. United States...Cwt. \$	21,560 57,267 21,560 57,267	9,048 25,133 9,048 25,133	42,220 110,952 42,220 110,952	116,777 319,889 7,962 20,332 108,815 299,557

IMPORTS into Canada for Consumption, etc.—Continued.

Articles and Countries from which Imported.	Months, 1929			Six Months ending September		
	July	August	September	1928	1929	
ROLLING MILL PRODUCTS, N.O.P.—Continued. PRODUITS DES LAMINOIRS, N.A.E.—suite.						
BAND AND HOOP, IRON OR STEEL —Concluded. FEUILLARD DE FER OU D'ACIER—fin.						
Rolled iron or steel hoop, band, scroll or strip, in the coil, No. 12 gauge and thinner, when imported by manufacturers for use in their own factories in the manufacture of cold rolled iron or steel.—(Feuillard de fer ou d'acier laminé en bandes, lames ou bandelettes calibres 12 et plus mince, importé par les industriels pour servir, dans leurs propres usines, à la fabrication de fer ou d'acier laminé à froid.)	Total Imports..Cwt.	8,174	4,113	1,943	14,593	27,243
	\$	18,340	8,901	4,506	31,526	59,867
	United Kingdom..Cwt.					
	\$					
	United States...Cwt.	7,601	4,113	1,943	14,573	26,670
	\$	16,994	8,901	4,506	31,480	58,521
Drawn iron or steel hoop, band, scroll or strip, No. 14 gauge and thinner, galvanized or coated with other metal or not, imported by manufacturers of mats for use in such manufacture in their own factories.—(Fer ou acier étiré, feuillard, bandes, lames ou bandelettes, calibre 14 et plus mince, galvanisé et enduit d'un autre métal ou non, importé par les fabricants de paillassons métalliques pour cette fabrication dans leurs propres manufactures.)	Total Imports..Cwt.			42	109	103
	\$			275	699	673
	United Kingdom..Cwt.					
	\$					
	United States...Cwt.			42	109	103
	\$			275	699	673
Rolled iron or steel hoop, band, scroll or strip, No. 14 gauge and thinner, galvanized or coated with other metal or not, n.o.p.—(Fer ou acier laminé, bandes ou bandelettes, calibre 14 ou plus fin, galvanisé ou enduit d'un autre métal ou non, n.a.é.)	Total Imports..Cwt.	46,278	36,776	26,111	197,546	293,513
	\$	156,717	129,506	90,732	670,455	1,064,939
	United Kingdom..Cwt.	748	809	3,135	14,846	13,659
	\$	3,312	1,834	7,402	43,826	44,012
	United States...Cwt.	39,191	32,392	17,179	163,445	246,703
	\$	138,159	120,257	67,335	586,719	945,843
	Belgium.....Cwt.	2,842	2,373	2,983	10,345	23,301
	\$	5,632	4,058	7,038	18,485	42,897
	Germany.....Cwt.	1,039	450	2,240	8,280	5,440
	\$	3,207	951	5,230	18,731	13,644
Rolled iron or steel hoop, band, scroll or strip 12 inches or less in width, No. 13 gauge and thicker, n.o.p.—(Fer ou acier laminé, feuillard, bandes, lames ou bandelettes de 12 pouces de largeur ou moins, calibre 13 et plus épais, n.a.é.)	Total Imports..Cwt.	42,091	33,863	37,355	187,727	288,250
	\$	87,792	71,981	79,182	395,516	623,652
	United Kingdom..Cwt.	67	40	47	1,840	1,934
	\$	159	109	120	3,494	3,903
	United States...Cwt.	37,609	29,970	35,260	175,198	268,549
	\$	81,345	65,798	75,879	374,822	592,045
Steel of No. 12 gauge and thinner, but not thinner than No. 30 gauge, for the manufacture of bed fasts, buckle clasps, furniture casters and ice creepers, imported by manufacturers of such articles for use exclusively in the manufacture of such articles in their own factories.—(Acier du calibre n° 12 et plus mince, mais non plus mince que le n° 30 pour la fabrication de fermoirs pour lits, d'agrafes, de roulettes de meubles et de pinces à glaces, importé par les fabricants de ces articles, pour être exclusivement transformé dans leurs propres manufactures.)	Total Imports..Cwt.	1,077	1,217	355	3,905	4,133
	\$	4,699	5,711	1,333	14,758	17,586
	United Kingdom..Cwt.	95	41	67	191	467
	\$	259	184	203	574	1,823
	United States...Cwt.	922	1,176	180	3,714	3,558
	\$	4,440	5,527	723	14,184	15,356
Steel of No. 20 gauge and thinner, but not thinner than No. 30 gauge, for the manufacture of corset steels, clock springs and shoe shanks, imported by manufacturers of such articles for use exclusively in the manufacture of such articles in their own factories.—(Acier du calibre n° 20 et plus mince, mais non pas plus mince que le n° 30, pour la fabrication de buscs de corsets, de ressorts d'horloge et de cambrions de chaussures importé par les fabricants de ces articles, pour cet usage exclusif, dans leurs propres manufactures.)	Total Imports..Cwt.	42	3	185	1,011	924
	\$	251	19	1,338	8,343	6,459
	United Kingdom..Cwt.					
	\$					
	United States...Cwt.	42	3	185	1,011	924
	\$	251	19	1,338	8,343	6,459

IMPORTATIONS au Canada pour consommation, etc.—*Suite.*

Articles et pays de provenance.	Mois, 1929			Six mois terminés avec septembre	
	Juillet	Août	Septembre	1928	1929
Steel of No. 20 gauge and thinner, but not thinner than No. 30 gauge, when imported by manufacturers of phonograph motor springs, for use exclusively in the manufacture of such articles in their own factories. — (Acier du calibre n° 20 et plus mince, mais non pas plus mince que le n° 30, importé par les fabricants de ressorts à moteurs de phonographes, pour servir exclusivement à cet usage, dans leurs propres manufactures.)	Total imports... Cwt. \$	34 131	76 1,306	521 8,258	570 9,903
	United Kingdom... Cwt. \$	34 700	131 2,429	76 1,306	521 8,258
	United States... Cwt. \$	700	2,429	1,306	8,258
Rolled iron or steel sheets and strips, hardened and tempered, or ground, not further manufactured than cut to shape, without indented edges, when imported by manufacturers of hand saws for use exclusively in the manufacture of such saws in their own factories. — (Fer ou acier laminé, en tôles ou en bandes, duré et trempé ou aiguisé, simplement coupé de dimensions voulues, mais sans indentations, importé par les fabricants de scies, pour servir exclusivement à cet usage, dans leurs propres manufactures.)	Total imports... Cwt. \$	235 6,908	12 354	297 7,108	553 14,157
	United Kingdom... Cwt. \$	182 4,438	3 101	289 6,914	499 12,258
	United States... Cwt. \$	4,438	101	6,914	12,258
Steel, rolled, for saws and straw cutters, not tempered or ground, nor further manufactured than cut to shape, without indented edges. — (Acier laminé pour scies et hache-pailles, non trempé ni aiguisé, mais seulement coupé de dimensions et sans indentations.)	Total imports... Cwt. \$	1,140 16,506	965 15,945	1,432 18,632	8,603 119,966
	United Kingdom... Cwt. \$	1,140 10,506	965 14,762	1,432 17,785	8,603 106,148
	United States... Cwt. \$	16,506	15,945	18,632	119,966
BARS, INCLUDING STEEL RAILS. BARRES, Y COMPRIS RAILS D'ACIER.					
Bar iron or steel, rolled, whether in coils, bundles, rods or bars, comprising rounds, ovals, squares and flats, n.o.p. — (Fer ou acier en barres, laminé, soit en rouleaux, bottes, baguettes ou barres, sous les formes ronde, ovale, carrée ou plate.)	Total imports... Cwt. \$	157,832 396,901	154,541 260,256	127,895 246,163	1,024,115 2,026,879
	United Kingdom... Cwt. \$	8,877 18,412	8,327 18,964	3,960 11,197	41,195 105,885
	United States... Cwt. \$	103,553 220,128	68,655 131,031	79,523 170,184	759,194 1,631,366
Belgium... Cwt. \$	44,372 65,867	74,863 105,785	39,914 55,502	206,058 259,530	
Flat steel, cold rolled, not over 1/2 inch thick, for the manufacture of cups and cones for ball bearings. — (Acier plat, laminé à froid, n'excedant pas 1/2 pouce d'épaisseur, pour la fabrication des coupes et des cônes de coussinets.)	Total imports... Cwt. \$			93 399	94 413
	United Kingdom... Cwt. \$				
	United States... Cwt. \$				93 399
Hammered, drawn, or cold rolled iron or steel bars or shapes, n.o.p. — (Barres ou formes de fer ou d'acier, martelées, étirées ou laminées à froid, n.a.é.)	Total imports... Cwt. \$	5,103 22,874	2,942 14,521	2,970 16,253	55,788 207,021
	United Kingdom... Cwt. \$	66 900	50 796	24 365	114 1,221
	United States... Cwt. \$	4,380 20,141	2,709 13,193	2,894 15,754	55,304 204,561
Iron and steel railway bars or rails of any form, punched or not, n.o.p. for railways. (Barres ou rails de fer ou d'acier, de toutes formes, perforées ou non, n.a.é., pour les chemins de fer.)	Total imports... Ton \$	2,688 93,732	4,090 130,759	1,865 59,148	29,758 694,573
	United Kingdom... Ton \$	33 1,310	15 621	15 621	15 621
	United States... Ton \$	2,543 89,653	3,966 124,036	1,865 59,148	19,607 668,198
Belgium... Ton \$	112 2,605	282 6,567		1,095 24,791	
Rolled iron and rolled steel, when imported by manufacturers for use exclusively in their own factories in the manufacture of goods enumerated in Tariff items, 445, 446, 446b, 447b, 448 and 591. — (Fer ou acier laminés, importés par les fabricants pour servir exclusivement à la fabrication dans leurs propres manufactures des articles énumérés au tarif sous les n° 445, 446, 446b, 447, 448 et 591.)	Total imports... Cwt. \$	85,249 220,951	87,076 208,491	72,338 176,457	504,635 1,222,979
	United Kingdom... Cwt. \$	249 798	1,152 3,717	176,457	1,861 6,092
	United States... Cwt. \$	85,000 220,153	85,924 204,764	72,338 170,457	502,764 1,216,787

IMPORTS into Canada for Consumption, etc.—Continued.

Articles and Countries from which Imported.	Months, 1929			Six Months ending September		
	July	August	September	1928	1929	
ROLLING MILL PRODUCTS, N.O.P.—Continued.						
PRODUITS DES LAMINOIRS, N.A.E.—suite.						
BARS, INCLUDING STEEL RAILS						
—Concluded.						
BARRES, Y COMPRIS RAILS D'ACIER—fin.						
Rolled iron or steel and cast steel in bars when of greater value than 3½ cents per pound.—(Fer et acier laminés et acier fondu en barres, d'une valeur supérieure à 3½ cents la livre.)	Total Imports...Cwt.	21,341	15,390	10,932	104,995	114,768
	\$	196,574	153,988	114,823	917,160	1,054,613
	United Kingdom...Cwt.	7,498	8,005	5,327	31,529	43,511
	\$	100,442	91,402	65,285	308,505	529,884
	United States....Cwt.	10,935	6,026	4,445	13,770	58,704
	\$	73,890	54,249	41,101	454,720	435,216
	Sweden.....Cwt.	2,901	1,359	1,160	9,093	12,188
	\$	22,021	10,337	8,437	61,270	87,167
Shafting, round, polished steel, in bars not exceeding 2½ inches in diameter.—(Acier cylindrique, poli, pour arbres de couche, n'excédant pas 2½ pouces de diamètre.)	Total Imports...Cwt.	2,779	2,194	2,833	34,097	24,367
	\$	7,154	5,849	7,580	123,250	76,781
	United Kingdom...Cwt.	444	231	161	829	1,546
	\$	1,009	650	396	2,753	3,918
	United States....Cwt.	1,434	1,009	792	28,542	15,438
	\$	4,040	3,108	2,899	110,648	56,844
Shafting, steel, turned, compressed or polished, n.o.p.—(Acier pour arbres de couche, tourné, comprimé, ou poli, n.a.é.)	Total Imports...Cwt.	1,826	2,692	2,284	6,932	13,127
	\$	6,496	8,218	6,635	25,367	41,720
	United Kingdom...Cwt.	332	268	77	1,063	933
	\$	631	711	208	3,396	2,590
	United States....Cwt.	938	776	606	3,546	5,759
	\$	4,307	3,939	2,571	17,357	24,952
Steel in bars or sheets, to be used exclusively in the manufacture of shovels when imported by manufacturers of shovels.—(Acier en barres ou en tôles, pour servir exclusivement à la fabrication des pelles, lorsqu'il est importé par les fabricants de pelles.)	Total Imports...Cwt.	6,621	3,451	597	28,355	19,094
	\$	14,749	9,880	1,538	65,736	48,265
	United Kingdom...Cwt.					
	\$	6,621	3,355	597	28,355	18,998
	United States....Cwt.	14,749	9,603	1,538	65,736	48,048
	\$					
PLATES AND SHEETS—PLAQUES ET TÔLES.						
Boiler plate of iron or steel, not less than 30 inches in width, and not less than ¼ inch in thickness for use exclusively in the manufacture of boilers.—(Plaques de chaudières en fer ou en acier, n'ayant pas moins de 30 pouces de largeur et ¼ pouce d'épaisseur, pour servir exclusivement à la fabrication des chaudières.)	Total Imports...Cwt.	23,045	24,068	15,919	97,505	125,973
	\$	48,876	75,369	36,860	230,245	320,213
	United Kingdom...Cwt.		47			659
	\$		95			1,258
	United States....Cwt.	23,045	24,021	15,919	96,945	125,225
	\$	48,876	75,274	36,860	226,795	318,358
Canada plates; Russia iron;terne plate and rolled sheets of iron or steel, coated with metal other than zinc or spelter, of all widths or thicknesses, n.o.p.—(Tôles du Canada; fer de Russie et tôles laminées, de fer ou d'acier, enduites de métal autre que le zinc ou spelter, de toutes largeurs ou épaisseurs, n.a.é.)	Total Imports...Cwt.	13,607	8,636	13,473	113,540	64,349
	\$	50,184	32,258	45,746	417,761	238,851
	United Kingdom...Cwt.	7,755	5,725	8,757	67,435	36,240
	\$	27,925	20,113	28,439	235,820	128,635
	United States....Cwt.	5,852	2,911	4,716	44,014	28,103
	\$	22,259	12,145	17,307	177,059	110,216
Rolled sheets of iron or steel coated with tin, of a class or kind not manufactured in Canada (tin-plate).—(Tôles laminées de fer ou d'acier, plaquées d'étain, d'un genre ou d'une sorte non fabriquée au Canada (fer-blanc).)	Total Imports...Cwt.	214,119	146,461	136,805	831,779	898,915
	\$	1,034,913	922,275	699,117	4,132,973	4,467,606
	United Kingdom...Cwt.	110,183	50,987	40,688	209,235	336,416
	\$	500,641	228,002	188,302	971,884	1,537,907
	United States....Cwt.	103,936	95,474	96,117	622,509	562,499
	\$	534,272	494,273	500,755	3,160,952	2,929,699
Rolled iron or steel plates, not less than 30 inches in width and not less than ¼ inch in thickness, n.o.p.—(Plaques de fer ou d'acier, laminées, n'ayant pas moins de 30 pouces de largeur et de ¼ de pouce d'épaisseur, n.a.é.)	Total Imports...Cwt.	223,546	139,947	152,793	725,841	1,036,067
	\$	421,281	265,436	289,121	1,370,772	1,947,557
	United Kingdom...Cwt.	38,212	12,947	20,318	14,589	147,279
	\$	70,763	25,010	36,521	26,773	265,930
	United States....Cwt.	131,456	103,052	116,286	621,797	725,826
	\$	259,972	201,591	227,930	1,210,566	1,417,282
	Belgium.....Cwt.	53,878	23,948	15,543	64,456	150,234
	\$	90,546	38,835	23,769	98,848	246,881
	France.....Cwt.			646	23,888	12,668
	\$			901	32,916	17,464

IMPORTATIONS au Canada pour consommation, etc.—*Suite.*

Articles et pays de provenance.	Mois, 1929			Six mois terminés avec septembre		
	Juillet	Août	Septembre	1929	1929	
Rollad iron or steel plates or sheets, sheared or unsheared, and skelp iron or steel, sheared or rolled in grooves, n.o.p. (Plaque ou tôles de fer ou d'acier, laminées, rognées ou non, et lames de fer ou d'acier, découpées ou laminées en cannelures, n.a.é.)	Total imports... Cwt. \$	103,862	106,009	84,235	458,697	623,907
United Kingdom... Cwt. \$	215,664	223,678	181,657	338,827	1,319,636	
United States... Cwt. \$	4,260	2,212	3,032	10,039	13,827	
Belgium... Cwt. \$	8,938	4,548	6,473	20,829	28,001	
France... Cwt. \$	82,524	74,483	64,692	381,928	502,325	
	179,454	167,381	146,957	815,239	1,113,511	
	14,169	26,407	18,020	44,103	88,137	
	22,534	46,759	27,384	69,734	102,573	
	2,082	2,907	305	22,007	8,405	
	3,317	4,990	430	32,181	13,717	
Rollad iron or steel sheets, polished or not, No. 14 gauge and thinner, n.o.p.—(Tôles de fer ou d'acier, laminées, polies ou non, calibre 14 et plus mince, n.a.é.)	Total imports... Cwt. \$	163,137	137,981	91,635	895,043	867,078
United Kingdom... Cwt. \$	557,324	487,226	341,533	3,027,523	3,091,560	
United States... Cwt. \$	34,090	17,674	9,125	83,839	125,670	
Belgium... Cwt. \$	98,246	55,313	26,961	242,075	380,955	
France... Cwt. \$	125,105	117,360	83,888	790,199	720,152	
	451,809	425,491	310,992	2,738,982	2,669,299	
	3,232	2,927	2,079	12,109	20,126	
	5,971	5,741	3,470	21,058	38,542	
	690			8,637	1,020	
	1,275			18,290	1,886	
Sheets, iron or steel, corrugated, not galvanized.—(Tôles ondulées de fer ou d'acier, non galvanisées.)	Total imports... Cwt. \$	98			110	98
United Kingdom... Cwt. \$	417				465	417
United States... Cwt. \$	98			110	98	
	417			405	417	
Sheets, iron or steel, corrugated, galvanized.—(Tôles ondulées, de fer ou d'acier, galvanisées.)	Total imports... Cwt. \$	127	183	531	2,824	1,321
United Kingdom... Cwt. \$	580	735	1,590	10,255	5,278	
United States... Cwt. \$	2			1,479	116	
	9			5,187	992	
	125	183	531	1,330	1,205	
	571	735	1,590	5,010	4,286	
Sheets, flat, of iron or steel, coated with zinc or spelter (galvanized).—(Tôles plates, de fer ou d'acier, galvanisées.)	Total imports... Cwt. \$	100,184	85,060	59,757	413,776	459,978
United Kingdom... Cwt. \$	368,528	311,332	195,262	1,550,472	1,729,923	
United States... Cwt. \$	42,065	32,680	18,693	158,172	195,813	
	152,104	119,673	70,748	600,351	718,316	
	57,577	48,714	32,034	255,046	250,057	
	214,278	183,797	124,514	948,745	992,569	
Sheets, rolled iron or steel, imported by manufacturers for use in their own factories in the manufacture of galvanized iron or steel sheet.—(Tôles, de fer ou d'acier, laminées, importées par les manufacturiers, pour leurs manufactures, exclusivement, et pour la production de tôles de fer et d'acier, galvanisées.)	Total imports... Cwt. \$	70,273	78,580	60,269	289,931	447,869
United Kingdom... Cwt. \$	203,714	226,420	180,807	797,350	1,283,765	
United States... Cwt. \$	70,273	78,580	60,269	99,287	71,576	
	203,714	226,420	180,807	253,542	187,898	
				192,737	376,293	
				513,818	1,095,867	
Sheets or plates of steel, cold rolled, sheared edges, over 14 gauge, not less than 1½ inches wide, for the manufacture of mower bars, hinges, typewriters and sewing machines.—(Plaque ou tôles d'acier, laminées à froid, à bords rognés, au-dessus du calibre 14, n'ayant pas moins de 1½ pouce de largeur, pour la fabrication des barres de tondeuses, gonds, dactylotypes et machines à coudre.)	Total imports... Cwt. \$	126		495	1,063	1,569
United Kingdom... Cwt. \$	950		1,412	7,807	4,421	
United States... Cwt. \$	126		495	1,063	1,569	
	950		1,412	7,807	4,421	
Skelp iron or steel, sheared or rolled in grooves, not over 4½ inches wide, for the manufacture of rolled iron tubes not over 1½ inches in diameter.—(Lames de fer ou d'acier laminé en cannelure, n'excédant pas 4½ pouces de largeur, pour la fabrication de tubes de fer, ne dépassant pas 1½ pouce de diamètre.)	Total imports... Cwt. \$	2,616	1,528	515	6,412	8,703
United Kingdom... Cwt. \$	7,255	4,189	1,501	16,644	24,223	
United States... Cwt. \$	2,616	1,528	515	6,412	8,703	
	7,255	4,189	1,501	16,644	24,223	
Skelp iron or steel, sheared or rolled in grooves, imported by manufacturers of wrought iron or steel pipe, for use exclusively in the manufacture of such articles in their own factories.—(Lames de fer ou d'acier, laminées ou découpées en cannelures, pour la fabrication de tuyaux en acier ou en fer forgé, importées par ces fabricants, pour servir exclusivement à cet usage dans leurs propres manufactures.)	Total imports... Cwt. \$	247,249	294,844	318,563	1,635,679	1,769,352
United Kingdom... Cwt. \$	492,582	560,526	589,545	3,031,721	3,332,605	
United States... Cwt. \$	55,990	8,860	15,951	132,776	119,937	
Belgium... Cwt. \$	145,700	15,433	43,514	340,639	299,870	
	190,208	289,984	302,612	1,453,245	1,648,533	
	345,051	545,093	540,001	2,627,470	3,030,993	
	1,082			44,286	1,082	
	1,742			56,179	1,742	

IMPORTS into Canada for Consumption, etc.—Continued.

Articles and Countries from which Imported.	Months, 1929			Six Months ending September	
	July	August	September	1928	1929
ROLLING MILL PRODUCTS, N.O.P.—Concluded.					
PRODUITS DES LAMINOIRS, N.A.E.—fin.					
PLATES AND SHEETS—Concluded.					
PLAQUES ET TôLES—fin.					
Steel, crucible sheet, 11 to 16 gauge, 24 to 18 inches wide, for the manufacture of mower and reaper knives, when imported by manufacturers thereof for use exclusively in the manufacture of such articles in their own factories.—(Tôle d'acier au creuset, des types 11 à 16, de 24 à 18 pouces de largeur, pour la fabrication de lames de moissonneuses ou faucheuses, importée spécialement par les fabricants de ces articles pour être transformée dans leurs propres manufactures.)	Total Imports... Cwt.	16			16
	\$	112			112
	United Kingdom...Cwt.				
	\$				
	United States...Cwt.	16			16
	\$	112			112
Steel No. 24 and 17 gauge, in sheets 63 inches long, and from 18 to 32 inches in width, when imported by the manufacturers of tubular bow sockets, for use exclusively in the manufacture of such articles in their own factories.—(Tôle d'acier, des types 24 et 17, en feuilles de 63 pouces de long et de 18 à 32 pouces de large, importée par les manufacturiers de coudes tubulaires, pour être utilisée exclusivement pour la fabrication de ces articles dans leurs propres fabriques.)	Total Imports... Cwt.				
	\$				
	United Kingdom...Cwt.				
	\$				
	United States...Cwt.				
	\$				
RODS—BAGUETTES.					
Rolled iron and steel nail rods, not over half an inch in diameter, for the manufacture of horse shoe nails.—(Baguettes de fer et d'acier laminé, pas plus d'un demi-pouce de diamètre, pour la fabrication de clous à ferrer les chevaux.)	Total Imports... Cwt.	567		2,322	1,140
	\$	1,063		5,233	2,136
	United Kingdom...Cwt.				
	\$				
	United States...Cwt.	567		2,322	1,140
	\$	1,063		5,233	2,136
Rolled round rods in the coil, of iron or steel, for the manufacture of chains.—(Baguettes rondes laminées, de fer ou d'acier, enroulées pour la fabrication des chaînes.)	Total Imports... Cwt.	582	704	201	2,887
	\$	1,064	1,226	731	6,884
	United Kingdom...Cwt.				
	\$				
	United States...Cwt.	582	704	201	2,887
	\$	1,064	1,226	731	6,884
Rolled round wire rods, in the coil, of iron or steel, not over 1/2 inch in diameter, when imported by wire manufacturers for use in making wire in the coil in their own factories.—(Baguettes de fil de fer ou d'acier rond, laminées et enroulées, ne dépassant pas 1/2 d'un pouce de diamètre, pour la fabrication de fil de fer en rouleaux, importées par les fabricants de fil de fer pour être transformées dans leurs propres manufactures.)	Total Imports... Cwt.	143,256	96,288	53,708	559,876
	\$	221,062	152,955	93,823	794,838
	United Kingdom...Cwt.				11,151
	\$				14,343
	United States...Cwt.	33,828	32,227	28,768	132,679
	\$	68,984	61,320	57,242	223,441
	Belgium...Cwt.	109,428	64,061	20,972	376,908
	\$	152,078	91,635	30,414	488,025
	France...Cwt.			3,968	22,582
	\$			6,167	31,236
	Germany...Cwt.				15,507
	\$				23,577
STRUCTURAL IRON AND STEEL.					
FER ET ACIER DE CHARPENTE.					
Flat eye-bar blanks, not punched or drilled, for use exclusively in the manufacture of bridges, or of steel structural work, or in car construction.—(Ebauches de barres plates à raillets, ni forées, ni fraisées, pour servir exclusivement à la construction de ponts ou de structures en acier, ou de wagons de chemin de fer.)	Total Imports... Ton	6	9		49
	\$	228	322		1,631
	United Kingdom...Ton				
	\$				
	United States...Ton	6	9		49
	\$	228	322		1,631
Steel plate, universal mill or rolled edge plates of steel, over 12 inches wide for bridges, or of steel structural work, or in car construction.—(Plaques d'acier, à bords repliés, dites "universal mill", dépassant 12 pouces de largeur, pour servir exclusivement à la construction des ponts, des édifices à charpente en acier ou des wagons de chemin de fer.)	Total Imports... Ton	5,955	5,359	4,044	15,833
	\$	225,178	197,964	155,443	606,141
	United Kingdom...Ton	753	557	674	517
	\$	24,526	15,148	25,990	16,604
	United States...Ton	5,202	4,516	3,369	14,924
	\$	200,652	173,495	129,270	578,555

IMPORTATIONS au Canada pour consommation, etc.—*Suite.*

Articles et pays de provenance.	Mois, 1929			Six mois terminés avec septembre	
	Juillet	Août	Septembre	1928	1929
Iron or steel beams, sheets, plates, angles, knees, and masts or parts thereof, for wooden, iron, steel or composite ships or vessels.—(Poutres, tôles, plaques, cornières, courbes et vaisseaux en bois, en fer, en acier ou en béton.)	Total Imports...Ton \$ 33,732	258 10,665	468 29,577	2,160 117,538	4,499 179,098
	United Kingdom...Ton	801	84	421	3,725
	United States...Ton	28,087	3,077	27,608	33,567
	\$	129	174	47	2,230
	\$	5,065	7,588	1,969	83,025
25,000	Total Imports...Ton \$ 1,164,999	22,325 872,352	19,072 775,319	76,163 2,922,638	142,062 5,667,839
	United Kingdom...Ton	345	464	151	371
	United States...Ton	11,745	16,704	6,810	12,408
	Belgium...Ton	27,792	19,401	17,318	67,966
	\$	1,115,330	797,308	722,880	2,704,694
	\$	1,123	2,395	1,329	6,316
	\$	30,618	56,716	38,845	165,697
25,000	Total Imports...Ton \$ 296,950	7,510 390,447	4,989 201,776	28,262 1,055,731	40,452 1,631,936
	United Kingdom...Ton	351	65	38	712
	United States...Ton	14,586	3,807	1,390	34,648
	Belgium...Ton	6,135	8,546	3,069	21,897
	\$	251,494	361,110	167,490	909,314
	\$	960	874	928	4,988
	\$	28,581	24,072	31,209	132,421
25,000	Total Imports... \$ \$ 24,223	7,550 5,827	14,022 14,022	94,847 93,935	80,468 66,908
	United Kingdom... \$	5,686	1,723	912	13,560
	United States... \$	24,223	5,827	14,022	83,935
25,000	Total Imports... \$ \$ 4,954,140	6,713,922 5,701,922	4,858,776 4,858,776	29,762,621 23,547,896	35,682,707 28,410,567
	United Kingdom... \$	1,285,032	659,650	663,664	3,428,894
	United States... \$	4,954,140	4,602,388	3,921,759	23,547,896
TUBES, PIPE AND FITTINGS.					
TUBES, TUYAUX ET ACCOUPLEMENTS.					
Cast iron pipe of every description.—(Tuyaux en fonte de toutes sortes.)	Total Imports...Ton \$ 29,619	751 17,768	527 11,648	3,691 125,128	3,795 147,657
	United Kingdom...Ton	370	214	9	808
	United States...Ton	13,185	6,415	461	13,445
	Belgium...Ton	301	170	113	995
	France...Ton	14,342	7,682	10,818	48,387
	\$	80	143	13	749
	\$	2,092	3,671	369	19,318
	\$	80	143	13	1,483
	\$	2,092	3,671	369	37,195
25,000	Total Imports... \$ \$ 92,345	99,279 108,468	102,763 102,763	506,723 426,863	652,033 574,476
	United Kingdom... \$	1,238	691	1,130	11,597
	United States... \$	92,345	106,698	73,919	426,863
	Germany... \$	5,696	1,079	24,297	62,149
25,000	Total Imports... \$ \$ 31	31 128	87 87	3,750 3,750	355 355
	United Kingdom... \$	31	128	87	3,750
	United States... \$	31	128	87	355
Iron tubing, brass covered, not over 3 inches in diameter, and brass trimmings, not polished, lacquered or otherwise manufactured, when imported by manufacturers of iron or brass bedsteads for use exclusively in the manufacture of such articles in their own factories.—(Tubes en fer bronzé, n'excedant pas 3 pouces de diamètre, et garnitures en cuivre ou laiton ni polis, ni laqués, ni autrement façonnés, pour la fabrication des lits de fer et de cuivre, importés par les fabricants de lits pour servir exclusivement à cet usage dans leurs propres manufactures.)					

IMPORTS into Canada for Consumption, etc.—Continued.

Articles and Countries from which Imported.	Months, 1929			Six Months ending September	
	July	August	September	1928	1929
TUBES, PIPE AND FITTINGS—Concluded.					
TUBES, TUYAUX ET ACCOUPLEMENTS—fin.					
Iron tubing, brass covered, not over 2 inches in diameter, in the rough, when imported by manufacturers for use only in their own factories in the manufacture of towel bars, bath-tub rails and clothes carriers.—(Tubes en fer bronzé, d'un diamètre n'excédant pas 2 pouces, à l'état brut, pour la fabrication de rouleaux porte-serviettes, de garnitures de baignoires et de suspensions à vêtements, importés par les fabricants de ces articles exclusivement pour cet usage dans leurs propres manufactures.)	Total Imports.... \$				222
	United Kingdom. \$				
	United States.... \$				222
Iron tubing, lacquered or brass covered, not over 2 inches in diameter, brass cased rods and brass trimmings, when imported by manufacturers of carriage rails for use exclusively in the manufacture of such articles in their own factories. (Tubes de fer, laqués ou bronzés, ne dépassant pas 2 pouces de diamètre, tringles et garnitures en laiton, pour la carrosserie, importés par les fabricants de ces articles, exclusivement à cet usage dans leurs propres manufactures.)	Total Imports.... \$				
	United Kingdom. \$				
	United States.... \$				
Iron tubing, lacquered or brass covered, not over 2 inches in diameter, for the manufacture of extension rods for windows.—(Tubes en fer, laqués ou bronzés, ne dépassant pas 2 pouces de diamètre, pour la fabrication de tringles de rideaux à extension.)	Total Imports.... \$				
	United Kingdom. \$				
	United States.... \$				
Iron or steel tubes, rolled, not joined or welded, not more than 1½ inches in diameter, n.o.p.—(Tubes en fer ou en acier laminés, ni accouplés ni soudés, n'ayant pas plus de 1½ pouce de diamètre, n.a.é.)	Total Imports.... \$	12,566	12,324	10,626	66,764
	United Kingdom. \$		74		355
	United States.... \$	12,566	12,250	10,626	66,409
Rolled or drawn square tubing of iron or steel, adapted for use in the manufacture of agricultural implements.—(Fer ou acier creux, de forme carrée, laminé ou étiré, servant à la fabrication des instruments aratoires.)	Total Imports.... \$				1,191
	United Kingdom. \$				
	United States.... \$				42
Seamless steel tubing, valued at not less than 3½ cents per pound.—(Tubes en acier, sans soudures, valant au moins 3½ cents la livre.)	Total Imports... Cwt.	12,370	7,525	5,655	37,631
	\$	68,447	51,193	40,829	274,112
	United Kingdom Cwt.	1,956	4,632	1,455	10,210
	\$	13,436	29,545	12,255	81,303
	United States... Cwt.	9,455	2,446	3,723	23,464
	\$	50,398	19,820	26,731	170,002
Iron or steel pipe or tubing, plain or galvanized, riveted, corrugated or otherwise specially manufactured, including lock joint pipe, n.o.p.—(Tuyaux ou tubes en fer ou en acier, galvanisés ou non, rivetés, cannelés ou autrement spécialement façonnés, y compris les coudes et assemblages, n.a.é.)	Total Imports.... \$	60,099	44,012	24,979	269,838
	United Kingdom. \$	23,362	872	1,708	78,049
	United States.... \$	36,737	42,844	23,271	173,067
Iron or steel pipe, not butt or lap welded, and wirebound wooden pipe, not less than 30 inches internal diameter, when for use exclusively in alluvial gold mining.—(Tuyaux de fer ou d'acier, ni soudés, ni à joints superposés, et tuyaux de bois encerclés de fil métallique, d'au moins 30 pouces de diamètre intérieur, destinés exclusivement à l'exploitation des mines d'or alluvionnaire.)	Total Imports.... \$				
	United Kingdom. \$				
	United States.... \$				

IMPORTATIONS au Canada pour consommation, etc.—*Suite.*

Articles et pays de provenance.		Mois, 1929			Six mois terminés avec septembre	
		Juillet	Août	Septembre	1928	1929
Wrought or seamless iron or steel tubing, plain or galvanized, threaded and coupled or not, over 10 inches in diameter, n.o.p.—(Tubes en fer ou en acier, forgés ou sans soudures, galvanisés ou non, filetés et assemblés ou non, de plus de 10 pouces de diamètre, n.a.é.)	Total Imports... \$	119,042	220,097	159,752	362,345	687,015
	United Kingdom... \$	2,176	5,340	15,234	44,689	
	United States..... \$	116,866	220,097	152,912	333,714	637,418
Wrought of seamless tubing, iron or steel, plain or galvanized, threaded and coupled or not, 10 inches or less in diameter, n.o.p.—(Tubes en fer ou en acier, forgés ou sans soudures, galvanisés ou non, filetés et assemblés ou non, ne dépassant pas 10 pouces de diamètre, n.a.é.)	Total Imports... \$	93,597	71,633	56,040	155,357	354,262
	United Kingdom... \$	7,600	3,319	7,724	41,078	40,130
	United States..... \$	84,739	68,314	47,713	107,835	309,455
Fittings, iron or steel, for iron or steel pipe of every description.—(Accouplements et pièces d'assemblage, en fer ou en acier, pour tuyaux de fer ou d'acier, de tous genres, n.a.é.)	Total Imports... \$	134,917	154,789	117,668	578,512	825,464
	United Kingdom... \$	189	1,402	1,726	14,299	4,028
	United States..... \$	134,585	153,280	110,147	563,426	810,675
Total Tubes, Pipe and Fittings.—(Total, tubes, tuyaux et accouplements.)	Total Imports... \$	617,597	690,412	522,992	2,324,730	3,334,659
	United Kingdom... \$	61,186	42,118	30,344	255,360	277,392
	United States..... \$	542,609	631,113	456,224	1,894,644	2,926,603
WIRE—FIL DE FER.						
Barbed fence wire of iron or steel.—(Fil de fer ou d'acier barbelé, pour clôtures.)	Total Imports... Cwt.	13,150	4,714	3,718	63,311	46,704
	United Kingdom... Cwt.	44,977	14,295	11,711	201,327	151,329
	United States... Cwt.	10	63	10	530	63
	Belgium..... Cwt.	7,506	3,183	3,608	45,227	34,142
	Germany..... Cwt.	21,685	9,704	11,652	150,511	107,340
		5,634	691		14,423	10,872
		23,229	2,219	5	39,363	39,286
Steel strips and flat steel wire, when imported by manufacturers of buckthorn and plain strip fencing, for use exclusively in the manufacture of such articles in their own factories.—(Ruban d'acier et fil d'acier plat, pour la fabrication de fil de clôture en et celui dit "Buckthorn," importés par les fabricants de ces articles pour servir exclusivement à cette fabrication dans leurs propres manufactures.)	Total Imports... Cwt.					
	United Kingdom... Cwt.					
	United States... Cwt.					
Steel wire, Bessemer soft drawn spring, of Nos. 10, 12 and 13 gauge, respectively, and homo steel spring wire of Nos. 11 and 12 gauge, respectively, when imported by manufacturers of wire mattresses, to be used exclusively in their own factories in the manufacture of such articles.—(Fil d'acier Bessemer, étiré, pour ressorts, des calibres n° 10, 12 et 13 et fil d'acier "Homo" des n° 11 et 12, importés pour la fabrication des sommiers, par les fabricants de ces articles exclusivement pour cette fabrication dans leurs propres manufactures.)	Total Imports... Cwt.	548			3,521	1,101
	United Kingdom... Cwt.	1,468			11,566	2,951
	United States... Cwt.				2,421	8,390
Steel wire, flat, of No. 16 gauge or thinner, when imported by the manufacturers of crinoline or corset wires and dress stays, for use exclusively in the manufacture of such articles in their own factories.—(Fil d'acier plat, du calibre n° 16 ou plus mince, pour la fabrication de crinoline, de garnitures de corsets ou de corsages de robes, importé par les fabricants de ces articles pour servir exclusivement à cette fabrication, dans leurs propres manufactures.)	Total Imports... Cwt.	91	356	183	1,006	1,013
	United Kingdom... Cwt.	1,150	4,532	2,444	13,386	13,314
	United States... Cwt.	91	356	183	1,520	1,013
Wire bale ties.—(Fil de fer à lier les balles de foin et de paille.)	Total Imports... \$	4,583	465		8,031	10,513
	United Kingdom... \$					2,371
	United States..... \$	4,583	255		5,243	5,626

IMPORTS into Canada for Consumption, etc.—Continued.

Articles and Countries from which Imported.	Months, 1929			Six Months ending September		
	July	August	September	1928	1929	
WIRE—Concluded—FIL DE FER—fin.						
Wire, buckthorn strip fencing, woven wire fencing and wire fencing of iron or steel, n.o.p., not to include woven wire or netting made from wire smaller than No. 14 gauge, nor to include fencing of wire larger than No. 9 gauge.—(Fil à clôture barbelé, treillis et clôtures en fil de fer ou d'acier, n.a.é., ne comprenant pas les treillis métalliques faits de fil d'un calibre inférieur au n° 14, ni les clôtures et grillages en fil de fer plus gros que le n° 9.)	Total Imports... \$	6,317	501	2,864	21,494	31,077
	United Kingdom... \$	283	732	520
	United States.... \$	6,317	501	2,601	20,762	30,557
Wire cloth or woven wire, and wire netting, of iron or steel.—(Toile métallique et treillis de fer ou d'acier.)	Total Imports... \$	79,622	59,106	43,873	304,273	383,512
	United Kingdom... \$	54,512	40,684	36,640	183,323	234,648
	United States.... \$	20,118	13,937	6,978	98,086	109,139
	Belgium..... \$	4,992	4,485	255	19,807	36,359
Wire, crucible cast steel, valued at not less than 6 cents per pound.—(Fil d'acier fondu au creuset, valant au moins 6 cents la livre.)	Total Imports... Lb.	2,955	1,014	1,014	13,259	12,774
	United Kingdom... Lb.	764	253	253	3,619	2,682
	United Kingdom... Lb.	2,809	1,014	1,014	11,533	11,973
	United States... Lb.	595	253	253	2,940	2,354
	United States... Lb.	146	1,726	801
	\$	169	679	328
Wire, curved or not, galvanized iron or steel, Nos. 9, 12 and 13 gauge, with variations not exceeding 4-1000 of an inch, and not for use in telegraph or telephone lines.—(Fil de fer ou d'acier, galvanisé, ondulé ou non, des calibres nos 9, 12 et 13, dont les variations ne dépassent pas 4-1000 d'un pouce, ne devant pas servir comme lignes télégraphiques ou téléphoniques.)	Total Imports... Cwt.	6,772	5,620	5,566	98,317	54,961
	United Kingdom... Cwt.	17,765	13,126	18,137	261,193	147,415
	United Kingdom... Cwt.	100	1,312	495	2,170
	United States... Cwt.	2,052	321	8,027	3,131	12,943
	United States... Cwt.	6,454	5,420	4,133	97,293	52,168
	\$	15,713	12,484	9,946	256,890	132,646
Wire rope for use exclusively for rigging of ships and vessels.—(Câbles en fil de fer pour servir exclusivement au gréement des vaisseaux ou navires.)	Total Imports... Cwt.	760	12	797	1,899
	United Kingdom... Cwt.	4,608	263	15,926	11,847
	United Kingdom... Cwt.	760	13	1,870
	United States.... Cwt.	4,608	175	11,221
	United States.... Cwt.	12	784	29
	\$	263	15,751	626
Wire rope, stranded or twisted wire, clothes lines, picture or other twisted wire, and wire cables, n.o.p.—(Câbles en fil métallique, torons, cordes à linges, à suspendre les cadres et cordages métalliques, n.a.é.)	Total Imports... \$	54,620	52,395	35,825	197,967	251,072
	United Kingdom... \$	39,714	32,638	21,581	136,595	167,652
	United States.... \$	10,725	15,527	8,676	55,755	62,166
Wire screens, doors and windows.—(Toile métallique, portes et fenêtres.)	Total Imports... \$	3,772	1,312	1,810	12,782	15,874
	United Kingdom... \$	513	467	538
	United States.... \$	3,772	677	1,810	12,120	15,214
Wire, single or several, covered with cotton, linen, silk, rubber or other material, including cable so covered, n.o.p. (see copper).—(Fil de fer simple ou à plusieurs brins, recouvert de coton, toile, soie, caoutchouc ou autres matières y compris câble ainsi recouvert, n.a.é. (voir cuivre).)	Total Imports... \$	11,039	4,220	11,819	74,484	53,426
	United Kingdom... \$	6,719	17	18,111	7,853
	United States.... \$	4,320	4,203	11,819	54,729	45,159
Wire, steel, valued at not less than 2½ cents per pound, when imported by manufacturers of rope for use exclusively in the manufacture of rope.—(Fil d'acier, ne valant pas plus de 2½ cents la livre, pour la fabrication de cordages, importé par les fabricants de cordages, exclusivement à cet usage dans leurs propres manufactures.)	Total Imports... Cwt.	18,985	13,829	15,437	76,816	93,913
	United Kingdom... Cwt.	113,491	84,631	96,240	459,909	583,439
	United Kingdom... Cwt.	18,075	13,829	14,205	64,797	88,982
	United States.... Cwt.	113,393	84,031	87,312	370,821	553,761
	United States.... Cwt.	10	1,119	12,019	4,818
	\$	98	7,511	80,088	28,261
Wirebound wooden pipe, n.o.p.—(Tuyaux en bois encerclés de fil de fer, n.a.é.)	Total Imports... \$	2,897
	United Kingdom... \$
	United States.... \$	2,897

IMPORTATIONS au Canada pour consommation, etc.—*Suite.*

Articles et pays de provenance.		Mois, 1929			Six mois terminés avec septembre	
		Juillet	Août	Septembre	1928	1929
Wire of iron and steel, all kinds, n.o.p.— (Fil de fer et d'acier, de toutes sortes, n.a.é.)	Total Imports...Cwt.	10,167	9,291	5,137	69,709	60,101
	\$	63,222	47,763	34,565	292,596	321,513
	United Kingdom...Cwt.	752	756	347	2,389	3,691
	\$	3,107	8,347	3,371	22,221	30,066
	United States....Cwt.	7,438	3,900	3,764	57,312	45,083
	\$	51,823	20,742	27,090	241,002	245,552
	Belgium.....Cwt.	1,986	4,374	936	7,394	10,755
\$	7,913	17,637	3,292	20,908	41,874	
Germany.....Cwt.	11	240	90	2,580	479	
\$	319	913	812	8,111	3,528	
Total Wire.—(Total, fil de fer.)	Total Imports.... \$	406,634	282,773	259,541	1,872,450	1,979,964
	United Kingdom. \$	224,228	167,146	157,447	741,504	1,023,090
	United States..... \$	140,304	83,084	90,527	1,014,850	795,937
CHAINS—CHAÎNES.						
Cable chains, iron or steel, for wooden, iron, steel or composite ships or vessels. (Chaînes-câbles en fer ou en acier, pour navires et vaisseaux en bois, fer, acier ou béton.)	Total Imports...Cwt.	378	468		2,083	2,232
	\$	1,421	1,848		9,501	9,057
	United Kingdom...Cwt.	378	468		9,466	2,227
	\$	1,421	1,848		4	5
United States....Cwt.				35	25	
\$						
Chains, malleable sprocket and link belting, when imported by manufac- turers of agricultural implements, for use in the manufacture of such implements in their own factories.—(Chaînes sans fin, en fer malléable, et chaînons pour la fabrication d'instruments aratoires, im- portés par ces fabricants, pour servir ex- clusivement à cet usage dans leurs propres manufactures.)	Total Imports.... \$	21,181	3,801	1,896	104,017	148,738
	United Kingdom. \$		1,397	277	4,904	23,707
	United States.... \$	21,181	2,404	1,619	99,113	125,031
Coil chain, coil chain links, including repair links and chain shackles, of iron or steel, 1½ inches in diameter and over. (Chaînes à mailles, maillons, mailles de réparation et manilles, en fer ou en acier, de 1½ pouce de diamètre et plus.)	Total Imports...Cwt.	1,422	575	173	4,667	4,762
	\$	9,343	3,980	1,778	29,831	34,271
	United Kingdom...Cwt.	943	443	92	3,707	3,426
	\$	5,442	2,362	657	22,592	20,181
United States....Cwt.	529	132	81	556	1,336	
\$	3,901	1,618	1,121	5,975	14,090	
Coil chain, coil chain links, including repair links and chain shackles of iron or steel, n.o.p.—(Chaînes à mailles, maillons, manilles de réparation et ma- nilles en fer ou en acier, n.a.é.)	Total Imports...Cwt.	890	999	1,245	9,883	6,046
	\$	7,438	7,945	10,630	73,023	56,254
	United Kingdom...Cwt.	478	216	483	3,355	3,120
	\$	3,024	2,265	5,033	26,059	24,752
United States....Cwt.	165	211	207	1,772	1,385	
\$	3,231	3,178	3,003	24,443	24,044	
France.....Cwt.			247	1,325	247	
\$			1,071	5,539	1,071	
Chains, n.o.p.—(Chaînes, n.a.é.)	Total Imports.... \$	24,908	47,592	42,741	198,596	214,300
	United Kingdom. \$	5,541	8,685	9,312	18,283	40,714
	United States..... \$	21,254	37,253	32,150	155,402	168,065
Total Chains.—(Total, chaînes.)	Total Imports.... \$	66,291	65,116	57,045	413,968	462,620
	United Kingdom. \$	15,428	18,557	15,279	101,884	118,386
	United States..... \$	49,567	44,453	37,893	285,028	331,255
ENGINES AND BOILERS, N.O.P. MACHINES ET CHAUDIÈRES, N.A.E.						
Boilers, steam.—(Chaudières à vapeur.)	Total Imports.... \$	32,141	21,258	34,790	147,864	135,676
	United Kingdom. \$			1,324	5,446	1,446
	United States.... \$	32,141	21,258	33,406	142,418	134,230
Boilers, n.o.p.—(Chaudières, n.a.é.)	Total Imports.... \$	124,224	129,011	103,057	218,724	530,968
	United Kingdom. \$	2,912	1,938	300	8,849	5,452
	United States..... \$	121,312	127,073	103,357	209,875	525,516
Engines, and complete parts thereof, when imported for use only in the equipment of air craft constructed in Canada.— (Moteurs et leurs pièces détachées com- plètes, importés pour servir exclusi- vement à la propulsion des appareils d'avi- ation construits au Canada.)	Total Imports....No.	16	27	12	93	146
	\$	69,567	76,859	44,688	299,849	540,813
	United Kingdom...No.	10	27	12	70	119
	\$	36,276	42,275	37,066	118,559	286,514
United States....No.	6			18	27	
\$	33,291	34,684	7,622	174,273	254,299	

IMPORTS into Canada for Consumption, etc.—Continued.

Articles and Countries from which Imported.	Months, 1929			Six Months ending September	
	July	August	September	1928	1929
ENGINES AND BOILERS, N.O.P.—Concluded.					
MACHINES ET CHAUDIÈRES, N.A.E.—fin.					
Gasoline and steam engines, of a class or kind not made in Canada, when imported by manufacturers of motor trucks for carrying goods only, for use only in the manufacture of such motor trucks.— (Moteurs à gazoline et à vapeur, d'une classe ou espèce non fabriquée au Canada, importés par manufacturiers de camions pour le transport des marchandises seulement.)	Total imports....No.	42	14	8	2,180
	\$	10,179	5,360	3,051	286,380
United Kingdom.No.			1		1
United States....No.			1,206		1,206
	\$	42	13	8	2,179
	\$	10,179	4,154	3,051	285,174
Engines, automobile.—(Moteurs d'automobile.)	Total imports....No.	5,062	4,081	3,897	74,247
	\$	473,688	526,357	497,915	6,966,614
United Kingdom.No.					4,820,739
United States....No.		5,062	4,081	3,897	74,247
	\$	473,688	526,357	497,915	6,966,614
Engines, fire.—(Pompes à incendie.)	Total imports....No.			1	3
	\$			8,215	25,376
United Kingdom.No.					33,011
United States....No.				1	3
	\$			8,215	25,376
Engines and complete parts to be used exclusively in the propulsion of boats or in hoisting nets and lines used in such boats, bona fide owned by individual fishermen for their own use in the fisheries.—(Moteurs et pièces détachées complètes destinées exclusivement à la propulsion ou au halage des filets et lignes dans les embarcations appartenant bona fide individuellement aux pêcheurs et dont ils se servent eux-mêmes pour la pêche.)	Total imports....No.	15	12	29	106
	\$	6,222	2,152	8,331	39,825
United Kingdom.No.					48,694
United States....No.		15	12	29	106
	\$	6,222	2,152	8,331	39,793
Engines, internal combustion, marine, n.o.p.—(Moteurs à combustion interne pour la marine, n.a.é.)	Total imports....No.	471	143	74	1,788
	\$	80,429	35,547	33,676	297,716
United Kingdom.No.		8	17	6	33
United States....No.		2,680	5,118	2,791	16,642
	\$	462	126	66	1,753
	\$	77,504	30,469	16,845	272,803
Engines, internal combustion, n.o.p.—(Moteurs à combustion interne, n.a.é.)	Total imports....No.	489	1,141	1,180	5,946
	\$	118,297	171,296	153,849	945,220
United Kingdom.No.		49	31	152	520
United States....No.		28,494	17,775	34,730	218,884
	\$	430	1,101	1,028	5,411
	\$	86,936	137,231	125,119	649,626
Engines, steam.—(Machines à vapeur.)	Total imports....No.	29	22	11	34
	\$	93,871	25,928	22,239	26,515
United Kingdom.No.		4		5	2
United States....No.		66,878		16,190	6,257
	\$	16	22	6	32
	\$	26,993	25,928	6,049	20,258
Engine parts and accessories, n.o.p.—(Pièces détachées et accessoires de machines et moteurs, n.a.é.)	Total imports....No.	239,870	153,301	131,041	897,105
	\$	9,762	8,859	2,172	65,041
United Kingdom.No.		218,623	143,487	131,416	819,810
United States....No.					1,299,916
	\$				50,104
	\$				1,241,943
Locomotives for railways and tramways electric.—(Locomotives électriques, pour chemins de fer et tramways.)	Total imports....No.	1			3
	\$	600			20,259
United Kingdom.No.					1
United States....No.		1			3
	\$	600			20,259
Locomotives for railways and tramways, n.o.p.—(Locomotives de chemins de fer et tramways, n.a.é.)	Total imports....No.	2	7	6	28
	\$	19,701	21,318	27,611	143,216
United Kingdom.No.					223,386
United States....No.		2	7	6	28
	\$	19,701	21,318	27,611	143,216

IMPORTATIONS au Canada pour consommation, etc.—*Suite.*

Articles et pays de provenance.	Mois, 1929			Six mois terminés avec septembre	
	Juillet	Août	Septembre	1928	1929
Locomotive chassis, tops, wheels and bodies.—(Locomotives: chassis, carrosseries et roues.)	Total imports ... \$ 668	829	52	4,586	5,833
	United Kingdom... \$				
	United States.... \$	668	52	4,586	5,833
Locomotive and motor cars for railways and tramways of a class or kind adapted for underground haulage for use only in mining operations.—(Locomotives et voitures automobiles pour chemins de fer et tramways, du genre des machines servant au halage souterrain, pour le seul usage des opérations minières.)	Total imports ... No. 47	32	2	14	89
	\$ 11,200	14,592	4,890	28,922	54,217
	United Kingdom No. 1				1
	\$	2,482			2,482
	United States.... No. 47	31	2	14	87
	\$ 11,200	12,110	4,890	28,922	51,735
Total Engines and Boilers, n.o.p.—(Total machines et chaudières, n.a.é.)	Total imports ... \$ 1,271,660	1,183,858	1,063,005	10,060,991	9,612,660
	United Kingdom... \$ 147,002	79,653	94,573	439,710	676,102
	United States.... \$ 1,119,061	1,087,050	973,939	9,517,829	8,994,733
FARM IMPLEMENTS AND MACHINERY.					
OUTILLAGE ET MACHINERIE AGRICOLES.					
DAIRY MACHINERY.					
MACHINERIE LAITIÈRE.					
Cream separators, steel bowls for.—(Cuvettes en acier pour écrémeuses.)	Total imports ... \$ 6,171	2,269	2,175	13,031	15,116
	United Kingdom... \$				
	United States.... \$ 5,858	2,269	2,175	12,941	13,857
Cream separators.—(Ecrémeuses.)	Total imports ... No. 2,192	1,822	675	13,454	11,929
	\$ 114,062	66,006	24,414	555,262	477,687
	United Kingdom No. 520			11,828	
	\$			6,407	5,441
	United States... No. 1,503	760	222	366,321	314,280
	\$ 90,163	42,834	15,692	2,096	1,478
	Belgium..... No. 535	275		67,091	51,941
	\$ 19,541	7,629		1,169	801
	Finland..... No. 54	5		36,953	24,657
	\$ 2,371	1,900		334	368
	Germany..... No.	50		8,606	10,237
	\$	1,522		2,921	3,558
	Sweden..... No. 94	732	450	62,091	71,647
	\$ 1,657	12,121	7,522		
Milking machines, milking machine attachments, centrifugal machines for testing butter fat, milk or cream; and complete parts of articles specified in this item.—(Machines à traire et leurs accessoires, machines centrifuges pour éprouver la richesse du lait ou de la crème, et parties de ces articles.)	Total imports ... \$ 11,804	6,406	5,797	35,386	53,813
	United Kingdom... \$ 22			371	676
	United States.... \$ 11,782	6,406	5,755	34,979	53,095
Pasteurizers for dairying purposes, and complete parts of.—(Pasteurisateurs pour le lait et leurs pièces détachées complètes.)	Total imports ... No. 10	17	3	97	121
	\$ 5,056	14,631	796	83,577	59,843
	United Kingdom No.			1	
	\$			338	
	United States.... No. 10	17	3	96	121
	\$ 5,056	14,631	796	83,239	59,843
HARVESTING IMPLEMENTS AND MACHINERY.					
INSTRUMENTS DE MOISSONNAGE ET DE FENAISSON.					
Binding attachments.—(Lieuses.)	Total imports ... \$ 2,333	2,292	1,460	17,239	15,755
	United Kingdom... \$				
	United States.... \$ 2,333	2,292	1,460	17,239	15,755
Forks, pronged.—(Fourches à trois dents.)	Total imports ... Doz. 697	253	43	1,499	2,609
	\$ 4,146	1,541	144	9,076	15,051
	United Kingdom Doz. 1			54	110
	\$	19	25	310	681
	United States.... Doz. 119	28	3	500	272
	\$ 931	341	50	4,746	2,429
Harvesters, self-binding, and parts.—(Moissonneuses-lieuses et pièces détachées.)	Total imports ... No. 1,909	2,602	119	7,272	5,104
	\$ 1,509,509	2,515,336	182,813	1,827,883	4,406,154
	United Kingdom No.				
	\$				
	United States.... No. 1,909	2,602	119	7,271	5,104
	\$ 1,509,509	2,515,336	182,813	1,822,497	4,805,211

IMPORTS into Canada for Consumption, etc.—Continued.

Articles and Countries from which Imported.	Months, 1929			Six Months ending September	
	July	August	September	1928	1929
FARM IMPLEMENTS AND MACHINERY—Continued.					
OUTILLAGE ET MACHINERIE AGRICOLES—suite.					
HARVESTING IMPLEMENTS AND MACHINERY					
—Concluded.					
INSTRUMENTS DE MOISSONNAGE ET DE FENAILLON—fin.					
Hay loaders and parts.—(Charge-foin et pièces détachées.)	Total imports... No. 344	2	1	602	499
	\$ 26,244	335	51	50,122	48,943
	United Kingdom... No.				
	United States... No.	344	2	602	499
	\$ 26,244	335	51	50,122	48,943
Hay tedders and parts.—(Faneuses et pièces détachées.)	Total imports... No. 12			224	146
	\$ 1,292	17		15,759	10,978
	United Kingdom... No.				
	United States... No.	12		224	145
	\$ 1,292	17		15,759	10,927
Mowing machines and parts.—(Fauchoises et pièces détachées.)	Total imports... No. 116	36	8	671	650
	\$ 12,394	5,683	2,463	85,265	76,116
	United Kingdom... No.				
	United States... No.	116	36	671	650
	\$ 12,394	5,683	2,463	83,964	73,984
Potato diggers and parts.—(Arracheurs de pommes de terre et pièces détachées.)	Total imports... No. 214	512	214	2,668	1,004
	\$ 19,974	40,706	26,216	193,106	84,220
	United Kingdom... No.				
	United States... No.	214	16	68	17
	\$ 19,974	39,101	25,130	186,591	92,529
				1,605	1,691
				496	987
				213	2,600
				186,591	92,529
Rakes, horse, and parts.—(Râteaux à cheval et pièces détachées.)	Total imports... No. 218	41	3	1,059	1,127
	\$ 18,494	1,987	151	48,360	63,787
	United Kingdom... No.				
	United States... No.	218	41	1,059	1,127
	\$ 18,494	1,987	151	48,360	63,693
Rakes, n.o.p.—(Râteaux, n.a.é.)	Total imports... Doz. 104	106	485	788	1,373
	\$ 296	269	533	1,871	3,080
	United Kingdom... Doz.	1		5	26
	United States... Doz.	54	75	423	495
	\$ 238	229	128	1,480	1,759
				43	113
				50	495
				1,480	1,759
Reapers and parts.—(Moissonneuses et pièces détachées.)	Total imports... No. 98	1	1	7	154
	\$ 8,835	194	43	764	16,633
	United Kingdom... No.				
	United States... No.	30	1	7	86
	\$ 4,731	194	43	764	12,529
Scythes.—(Faux.)	Total imports... Doz. 127	11	3	1,740	1,854
	\$ 936	125	30	12,584	15,986
	United Kingdom... Doz.	1		373	193
	United States... Doz.	22	10	3,204	1,759
	\$ 201	120	30	1,196	413
				107	413
				3	1,759
				1,196	5,964
Sickles or reaping hooks.—(Fauilles.)	Total imports... Doz. 89	5	37	431	763
	\$ 287	15	120	1,149	2,096
	United Kingdom... Doz.	15		27	159
	United States... Doz.	46		102	555
	\$ 241		116	679	919
				35	313
				116	919
				39	13,529
				4,136	13,529
PLANTING AND TILLAGE IMPLEMENTS.					
INSTRUMENTS ARATOIRES.					
Cultivators and weeders and parts of.—(Scarificateurs et sarclours et pièces détachées.)	Total imports... \$ 14,793	6,175	2,515	175,858	138,104
	United Kingdom... \$			45	37
	United States... \$	14,793	6,175	170,331	124,538
	Germany... \$			39	13,529

IMPORTATIONS au Canada pour consommation, etc.—*Suite.*

Articles et pays de provenance.		Mois, 1929			Six mois terminés avec septembre	
		Juillet	Août	Septembre	1928	1929
Drills, seed, and parts.—(Semoirs et pièces détachées.)	Total imports ... No. \$	8	3	3	1,812	1,634
	United Kingdom... No. \$	1,230	556	524	207,913	135,704
	United States... No. \$	8	3	3	239	80
Harrow and parts.—(Herse et pièces détachées.)	Total imports ... \$	19,048	9,316	2,264	391,191	398,669
	United Kingdom... \$				1,230	2,771
	United States... \$	19,048	9,316	2,264	389,831	395,793
Hoes.—(Houes.)	Total imports ... Doz. \$	16	22	7	417	559
	United Kingdom... Doz. \$	53	73	45	2,295	2,242
	United States... Doz. \$				23	59
Ploughs and parts.—(Charrues et pièces détachées.)	Total imports ... \$	94,361	42,792	34,350	1,192,592	1,242,794
	United Kingdom... \$				54	77
	United States... \$	94,275	42,582	32,859	1,186,070	1,240,515
Rollers, farm or field and parts.—(Rouleaux de ferme, pour les champs et les chemins et pièces détachées.)	Total imports ... No. \$	1	53		196	362
	United Kingdom... No. \$	75	2,829		6,958	14,854
	United States... No. \$	1	53		21	2
SEED SEPARATION MACHINERY. MACHINES À BATTRE ET À NETTOYER LE GRAIN.						
Fanning mills and parts.—(Tarares et pièces détachées.)	Total imports ... No. \$	1		124	155	157
	United Kingdom... No. \$	105	45	2,465	11,313	4,219
	United States... No. \$	1		124	154	156
Threshing machine separators.—(Séparateurs de machines à battre.)	Total imports ... No. \$	389	199	77	7,242	1,931
	United Kingdom... No. \$	336,191	158,568	66,894	7,809,891	2,104,412
	United States... No. \$	389	199	77	7,242	1,931
Threshing machine separators, parts of, including wind stackers, baggers, weighers, and self-feeders therefor and complete parts thereof.—(Séparateurs de machines à battre, y compris les amoulineurs et les appareils d'ensachement, de pesage et d'alimentation automatique des machines, et pièces détachées.)	Total imports ... \$	106,405	74,829	44,304	992,800	456,462
	United Kingdom... \$				1,163	
	United States... \$	106,405	74,829	44,304	992,637	454,959
OTHER FARM IMPLEMENTS AND MACHINERY. AUTRE OUTILLAGE ET MACHINERIE AGRICOLES						
Equipment for generating electric power for farm purposes only, viz.: engine, generator, storage battery and switch board, and complete parts of articles specified in this item.—(Machinerie pour la production de force motrice électrique dans les fermes seulement, savoir: moteur, dynamos, pile et tableau de distribution, et parties complètes de chacun des articles sus-énumérés.)	Total imports ... \$	10,437	6,643	17,924	77,277	58,864
	United Kingdom... \$				1,871	600
	United States... \$	10,437	6,643	17,924	75,406	58,264
Fodder or feed cutters and parts.—(Hachoirs à fourrages et pièces détachées.)	Total imports ... No. \$	25	90	100	346	313
	United Kingdom... No. \$	4,456	11,108	14,559	30,640	39,954
	United States... No. \$	25	90	100	78	78
Grain crushers and parts.—(Broyeurs de grain et pièces détachées.)	Total imports ... No. \$	4	10	35	42	61
	United Kingdom... No. \$	5,610	3,828	7,746	16,949	19,378
	United States... No. \$	1,303		817	2	2,120
		4	10	35	40	61
		4,307	3,828	6,929	13,542	17,158

IMPORTS into Canada for Consumption, etc.—Continued.

Articles and Countries from which Imported.	Months, 1929			Six Months ending September	
	July	August	September	1928	1929
FARM IMPLEMENTS AND MACHINERY—Concluded. OUTILLAGE ET MACHINERIE AGRICOLES—fin.					
OTHER FARM IMPLEMENTS AND MACHINERY —Concluded. AUTRE OUTILLAGE ET MACHINERIE AGRICOLES —fin.					
Grading machines, fruit and vegetable, apparatus specially designed for steriliz- ing bulbs, pressure testing apparatus for determining maturity of fruit, and complete parts.—(Machines à sélection- ner les fruits et légumes, appareils pour stériliser les bulbes, pour éprouver la pression afin de déterminer le degré de maturité des fruits, et parties com- plètes.)	Total imports ... No. 5 \$ 10,639	10 4,796	13 6,848	62 35,924	34 31,291
	United Kingdom... No. \$			15	
	United States... No. \$	5 10,639	10 4,796	13 6,848	47 34,810
Hay presses and parts.—(Presses à foin et pièces détachées.)	Total imports ... No. 10 \$ 5,777	141	14 5,792	26 10,765	24 11,768
	United Kingdom... No. \$				
	United States... No. \$	10 5,777	141	14 5,792	26 10,765
Horse-powers for farm purposes.—(Mun- des de fermes.)	Total imports ... No. \$				
	United Kingdom... No. \$				
	United States... No. \$				
Knives, edging—(Lames de rechange.)	Total imports ... Doz. \$			34 169	21 127
	United Kingdom... Doz. \$			19	15
	United States... Doz. \$			106 15	83 6
				63	42
Knives, hay or straw.—(Hachoirs à foin ou à paille.)	Total imports ... Doz. \$				
	United Kingdom... Doz. \$				
	United States... Doz. \$				
Manure spreaders and parts.—(Epandeurs de fumier et pièces détachées.)	Total imports ... No. 138 \$ 15,999	374 37,781	135 14,279	1,889 221,138	2,054 218,625
	United Kingdom... No. \$			37	
	United States... No. \$	138 15,999	374 37,781	135 14,279	1,889 221,101
Portable engines, with boilers in combina- tion, for farm purposes.—(Machines por- tatives, et lers chaudières, pour les travaux de fermes.)	Total imports ... No. \$				3
	United Kingdom... No. \$				487
	United States... No. \$				487
Post hole diggers and parts.—(Instruments à creuser les trous à poteaux et pièces détachées.)	Total imports ... No. 309 \$ 420	228 364	12 70	1,369 3,301	1,788 3,449
	United Kingdom... No. \$			16	
	United States... No. \$	309 420	228 364	12 70	1,353 3,118
Spades and shovels, of iron or steel, n.o.p.— (Bêches et pelles en fer ou en acier, n.a.é.)	Total imports ... Doz. 1,390 \$ 6,083	1,253 4,874	1,406 6,731	6,924 29,754	7,372 29,591
	United Kingdom... Doz. \$	820	400	2,767	3,625
	United States... Doz. \$	4,154 496	1,686 692	1,010 850	15,338 3,367
		1,806	2,153	5,561	13,903
Spraying machines and complete parts.— (Pulvérisateurs agricoles et pièces déta- chées complètes.)	Total imports ... \$ 22,985	9,888	1,353	233,451	144,946
	United Kingdom... \$	17	326	1,438	2,024
	United States... \$	22,815	9,562	1,353	231,779

IMPORTATIONS au Canada pour consommation, etc.—*Suite.*

Articles et pays de provenance.	Mois, 1929			Six mois terminés avec septembre	
	Juillet	Août	Septembre	1928	1929
Stumping machines and complete parts thereof.—(Essoucheurs et leurs parties complètes.)	Total Imports... No.	7	3	85	31
	United Kingdom... No.	1,363	519	9,419	5,231
	United States... No.	7	3	14	14
Traction ditching machines (not being ploughs), adapted for tile drainage on farms, valued by retail at not more than \$3,500 each, and complete parts thereof for repairs.—(Tracteurs excavateurs (autres que charrues) servant à creuser des tranchées pour la pose des tuyaux de drainage, dont le prix de détail ne dépasse pas \$3,500 chacun, et leurs pièces complètes de rechange.)	Total Imports... No.	1	2	7	7
	United Kingdom... No.	4,626	7,025	25,725	34,778
	United States... No.	1	2	7	7
Traction engines, gas or gasoline, for farm purposes, valued at not more than \$1,400 each.—(Tracteurs agricoles, à gaz ou à gazoline, dont l'estimation ne dépasse pas \$1,400 chacun.)	Total Imports... No.	1,284	781	11,717	9,505
	United Kingdom... No.	1,078,881	654,735	10,486,901	8,122,232
	United States... No.	1,284	781	9	9
Complete parts of traction engines, gas or gasoline, for farm purposes, valued at not more than \$1,400 each, and automobile traction attachments and parts thereof for repairs.—(Tracteurs à gaz ou à gazoline pour la ferme, dont l'évaluation ne dépasse pas \$1,400 chacun et pièces complètes de ces tracteurs, appareils de traction à fixer aux automobiles et leurs pièces pour réparations.)	Total Imports... \$	289,080	173,771	1,130,098	1,377,436
	United Kingdom... \$	11,769	12,322	16,885	124
	United States... \$	275,425	161,024	165,251	1,129,074
Traction engines, for farm purposes, n.o.p.—(Tracteurs agricoles, n.a.é.)	Total Imports... No.	19	14	226	190
	United Kingdom... No.	36,953	25,839	457,767	381,389
	United States... No.	19	14	7	220
Repairs for traction engines for farm purposes, n.o.p.—(Réparations aux tracteurs agricoles, n.a.é.)	Total Imports... \$	14,731	10,540	96,021	75,682
	United Kingdom... \$	30	30	248	30
	United States... \$	14,701	10,540	95,773	75,652
Windmills and complete parts thereof not including shafting.—(Moteurs à vent et parties complètes ne comprenant pas les tours.)	Total Imports... \$	12,058	15,845	66,775	66,380
	United Kingdom... \$	12,058	15,815	17	17
	United States... \$	12,058	15,815	66,775	66,380
Pruning hooks and shears, and all other farm implements, n.o.p., and parts.—(Sécateurs, cisailles et tous autres instruments aratoires et parties de.)	Total Imports... \$	17,179	11,173	148,239	140,110
	United Kingdom... \$	232	300	10,646	6,431
	United States... \$	16,239	10,648	131,042	129,065
PARTS OF FARM IMPLEMENTS AND MACHINERY. PIÈCES DÉTACHÉES D'OUTILLAGE ET DE MACHINERIE AGRICOLES.					
Parts of agricultural implements under Tariff item No. 445, n.o.p.—(Pièces détachées d'instruments aratoires (art. 445 du tarif) n.a.é.)	Total Imports... \$	742	768	86,298	46,216
	United Kingdom... \$	742	768	80,298	32
	United States... \$	742	768	80,298	46,104
Parts of agricultural implements under Tariff item No. 446, n.o.p.—(Pièces détachées d'instruments aratoires (art. 446 du tarif) n.a.é.)	Total Imports... \$	12	14	19,418	2,824
	United Kingdom... \$	12	14	19,418	2,824
	United States... \$	12	14	19,418	2,824
Total Farm Implements and Machinery.—(Total, outillage et machinerie agricoles.)	Total Imports... \$	3,852,065	3,931,737	26,928,191	21,083,330
	United Kingdom... \$	17,592	18,300	60,916	95,941
	United States... \$	3,799,272	3,800,024	26,660,458	20,739,565

IMPORTS into Canada for Consumption, etc.—Continued.

Articles and Countries from which Imported.	Months, 1929			Six Months ending September		
	July	August	September	1928	1929	
HARDWARE AND CUTLERY.						
QUINCAILLERIE ET COUPELLERIE.						
CUTLERY—COUPELLERIE.						
Knives and forks of steel, n.o.p.—(Couteaux et fourchettes, en acier, n.a.é.)	Total Imports...	\$ 41,516	43,862	47,571	291,512	251,659
	United Kingdom...	\$ 30,204	34,091	30,983	217,415	178,542
	United States.....	\$ 7,016	4,037	11,154	49,500	49,534
	France.....	\$ 1,301	1,085	1,445	7,998	6,156
	Germany.....	\$ 1,939	4,563	3,304	18,707	15,424
Pen-knives, jack-knives and pocket-knives of all kinds.—(Canifs, couteaux à ressort et couteaux de poche de toutes sortes.)	Total Imports...	\$ 33,982	27,719	25,978	170,047	157,709
	United Kingdom...	\$ 9,984	6,714	8,740	45,367	38,691
	United States.....	\$ 923	731	748	7,738	4,997
	Germany.....	\$ 21,317	18,417	14,613	112,500	102,768
Razors of all kinds.—(Rasoirs de toutes sortes.)	Total Imports...	\$ 10,494	14,695	7,813	59,604	58,242
	United Kingdom...	\$ 3,840	9,999	2,444	8,705	25,017
	United States.....	\$ 1,970	1,514	1,814	20,831	8,986
	Germany.....	\$ 4,675	3,171	3,585	30,122	24,195
Safety razor blades.—(Lames de rasoirs de sûreté.)	Total Imports... Doz.	\$ 33,498	32,425	47,707	226,377	231,201
	United Kingdom Doz.	\$ 11,072	7,278	11,538	55,531	63,371
	United States.... Doz.	\$ 3,768	13,217	2,995	18,085	47,225
	Germany..... Doz.	\$ 1,297	2,835	1,081	7,998	16,197
	United States.... Doz.	\$ 19,824	4,950	21,751	49,517	75,770
	Germany..... Doz.	\$ 7,871	1,600	7,290	16,007	28,044
	United States.... Doz.	\$ 9,656	9,508	20,708	141,803	99,856
	Germany..... Doz.	\$ 1,845	1,480	2,631	26,048	16,955
Scissors and shears, n.o.p.—(Ciseaux et cisailles, n.a.é.)	Total Imports...	\$ 18,419	18,269	18,283	85,234	98,078
	United Kingdom...	\$ 488	916	1,300	4,544	5,162
	United States.....	\$ 3,577	2,351	6,364	28,043	28,502
	Germany.....	\$ 13,544	14,870	10,445	51,018	61,953
All other cutlery, n.o.p.—(Toute autre couellerie, n.a.é.)	Total Imports...	\$ 44,126	44,799	37,108	216,014	239,639
	United Kingdom...	\$ 17,545	18,458	20,794	102,031	102,302
	United States.....	\$ 12,236	15,191	11,018	68,460	89,250
	France.....	\$ 4,086	3,050	1,083	8,276	12,564
	Germany.....	\$ 8,813	6,458	3,152	34,037	31,182
BUTTS AND HINGES.						
CHARNIÈRES ET GONDS.						
Butts and hinges, n.o.p.—(Charnières et gonds, n.a.é.)	Total Imports...	\$ 19,831	17,017	21,836	126,546	122,159
	United Kingdom...	\$ 789	397	1,515	4,327	4,783
	United States.....	\$ 13,099	13,773	13,102	97,727	91,879
	Germany.....	\$ 2,520	885	3,063	6,766	8,746
	Sweden.....	\$ 3,423	1,962	4,155	17,344	16,751
T and strap hinges of all kinds, n.o.p., and hinge blanks.—(Charnières en T ou à suspension, n.a.é., et ébauches de charnières.)	Total Imports... Cwt.	\$ 313	503	303	1,808	2,566
	United Kingdom... Cwt.	\$ 2,879	3,286	1,105	14,853	16,605
	United States.... Cwt.	\$ 35	33	4	271	299
	Germany..... Cwt.	\$ 47	12	4	1,383	1,922
	Sweden..... Cwt.	\$ 706	108	40	512	166
	United States.... Cwt.	\$ 248	231	251	6,734	2,034
	Sweden..... Cwt.	\$ 2,156	1,791	771	687	1,173
	United States.... Cwt.	\$			5,514	8,524
NAILS, SPIKES AND TACKS.						
CLOUS, CHEVILLES ET BROQUETTES.						
Nails and spikes, composition, and sheathing nails.—(Clous et chevilles en métal d'alliage et clous à papier de construction.)	Total Imports... Lb.		340		670	700
	United Kingdom... Lb.		20		54	48
	United States.... Lb.		340		670	700
	United States.... Lb.		20		54	48
Nails and spikes, cut (ordinary builders).—(Clous et chevilles coupés, pour la construction.)	Total Imports... Cwt.	\$ 3,710	20	16	569	3,750
	United Kingdom... Cwt.	\$ 18,415	65	82	1,851	18,632
	United States.... Cwt.	\$ 3,710	20	16	1,291	3,750
	United States.... Cwt.	\$ 18,415	65	82	292	18,632
Nails, wire, of all kinds, n.o.p.—(Clous de fil métallique de toutes sortes, n.a.é.)	Total Imports... Cwt.	\$ 1,078	1,340	1,786	8,961	8,271
	United Kingdom... Cwt.	\$ 3,784	4,837	6,169	28,004	28,284
	United States.... Cwt.	\$ 13	126	615	253	2,281
	United States.... Cwt.	\$ 69	352	1,655	789	5,832
	United States.... Cwt.	\$ 229	129	187	650	1,052
	Belgium..... Cwt.	\$ 1,338	1,786	1,141	6,118	9,032
	Belgium..... Cwt.	\$ 821	479	300	6,639	3,606
	Belgium..... Cwt.	\$ 2,338	1,276	1,568	17,023	10,255

IMPORTATIONS au Canada pour consommation, etc.—*Suite.*

Articles et pays de provenance.	Mois, 1929			Six mois terminés avec septembre		
	Juillet	Août	Septembre	1928	1929	
Railroad spikes.—(Chevilles métalliques pour traverses de voies ferrées.)	Total imports. Cwt.	496	182	174	877	1,391
	\$	2,246	543	451	2,828	5,056
	United Kingdom Cwt.					
Tacks, of all kinds, n.o.p.—(Clous de toutes sortes, n.a.é.)	Total imports. Lb.	3,829	11,747	3,450	25,462	27,683
	\$	610	1,411	968	4,186	4,805
	United Kingdom Lb.			400	10,163	666
Nails, brads and spikes of all kinds, n.o.p. (Clous, pointes et chevilles de toutes sortes, n.a.é.)	Total imports. Lb.	27,297	28,977	21,338	60,360	237,491
	\$	3,277	3,497	2,162	7,411	29,243
	United Kingdom Lb.	740	3,896	1,385	1,311	7,935
NEEDLES AND PINS.						
AIGUILLES ET ÉPINGLES.						
Needles of any material or kind, n.o.p.—(Aiguilles de toutes sortes et de tous matériaux, n.a.é.)	Total imports. \$	37,988	27,459	28,287	185,947	211,490
	United Kingdom. \$	14,326	9,985	10,701	78,876	75,263
	United States. \$	19,986	12,410	12,302	91,723	112,613
	Germany. \$	3,189	4,989	4,704	14,885	22,256
Pins, n.o.p., of metal.—(Épingles métalliques, n.a.é.)	Total imports. \$	11,111	10,296	9,199	50,567	65,259
	United Kingdom. \$	0,876	6,888	6,391	30,888	40,987
	United States. \$	3,594	3,261	2,798	18,082	22,066
NUTS, RIVETS, SCREWS AND BOLTS,						
ÉCROUS, RIVETS, VIS ET BOULONS.						
Nuts, washers, rivets and bolts, iron or steel, with or without threads; nut and bolt blanks.—(Écrous, arrête-écrous, rivets et boulons, de fer ou d'acier, filetés ou non, chauchés d'écrous et de boulons.)	Total imports. Cwt.	3,592	5,153	3,249	25,256	29,002
	\$	34,465	41,274	37,104	294,878	301,747
	United Kingdom Cwt.	31	562	392	2,596	2,087
	United States. Cwt.	290	2,535	1,710	10,999	9,896
Screws, lag or coach, plated or not; machine or other screws, n.o.p.—(Vis de carrosserie, plaquées ou non; vis de machines ou autres, n.a.é.)	Total imports. \$	11,910	11,367	10,762	67,289	111,186
	United Kingdom. \$	166	7	189	407	547
	United States. \$	11,650	11,337	10,566	66,541	110,505
Screws, commonly called "woodscrews," of iron, steel, brass or other metal.—(Vis communément appelées "vis à bois," en fer, en acier, en bronze, ou autre métal.)	Total imports. \$	3,212	3,511	1,690	11,868	21,777
	United Kingdom. \$	24		7	468	41
	United States. \$	2,265	1,433	1,662	9,200	14,654
OTHER HARDWARE, N.O.P.						
AUTRE QUINCAILLERIE, N.A.É.						
Fish hooks for deep sea or lake fishing, not smaller in size than No. 2.0, not including hooks commonly used for sportsmen's purposes.—(Hameçons pour la pêche en haute mer ou dans les lacs, de grosseur non inférieure au n° 2.0, à l'exclusion des hameçons à l'usage des amateurs.)	Total imports. \$	2,327	4,906	678	17,963	13,487
	United Kingdom. \$	1,622	2,049	678	9,659	8,346
	United States. \$	17			602	255
	Norway. \$	679	1,275		7,583	3,280
Locks of all kinds.—(Serrures de tous genres.)	Total imports. \$	49,899	57,854	46,415	290,200	335,977
	United Kingdom. \$	5,163	3,089	1,828	13,758	20,769
	United States. \$	42,125	48,024	42,128	240,045	293,046
	Germany. \$	2,611	6,092	1,991	26,301	22,914
Skates of all kinds, roller or other, and parts thereof.—(Patins de toutes sortes, à roulettes ou autres, et pièces détachées.)	Total imports. Pair	1,685	602	690	23,475	24,917
	\$	4,239	882	4,652	22,996	27,848
	United Kingdom. Pair	72			503	683
	United States. Pair	345			737	1,225
Hardware, viz.: Builders', cabinet makers', upholsterers' and carriage hardware.—(Quincaillerie à l'usage des entrepreneurs de construction, des ébénistes, des tapissiers-bourrois, et quincaillerie de carrosserie.)	Total imports. \$	74,714	93,200	70,473	344,737	479,831
	United Kingdom. \$	9,799	8,965	12,307	40,972	56,503
	United States. \$	63,722	81,524	56,585	300,253	411,587
Total Hardware and Cutlery.—(Total, quincaillerie et coutellerie.)	Total imports. \$	440,556	441,047	390,325	2,340,114	2,661,781
	United Kingdom. \$	103,022	108,071	102,682	581,894	593,075
	United States. \$	254,250	245,054	221,732	1,343,187	1,047,701

IMPORTS into Canada for Consumption, etc.—Continued.

Articles and Countries from which Imported.	Months, 1929			Six Months ending September		
	July	August	September	1928	1929	
MACHINERY (EXCEPT AGRICULTURAL).						
MACHINERIE AUTRE QU'AGRICOLE.						
HOUSEHOLD MACHINERY.						
MACHINES DE MÉNAGE.						
Carpet sweepers and hand vacuum cleaners.—(Balais à tapis et aspirateurs à main.)	Total Imports.... No.	469	839	172	2,324	3,116
	\$	1,053	1,655	393	5,585	7,219
	United Kingdom. No.				102	
	\$				1,229	
	United States..... No.	469	839	172	2,122	3,079
	\$	1,053	1,655	303	4,356	7,164
Cleaners, electric vacuum.—(Aspirateurs électriques.)	Total Imports.... No.	674	285	405	3,087	3,302
	\$	17,451	6,422	20,098	88,569	118,273
	United Kingdom. No.					
	\$					
	United States..... No.	673	285	405	3,087	3,295
	\$	17,392	6,422	20,098	88,569	118,079
Clothes wringers and parts thereof, for domestic use.—(Tondeuses à linge, et pièces détachées pour usage domestique.)	Total Imports.... \$	4,183	3,924	6,509	12,881	33,148
	United Kingdom. \$				21	
	United States..... \$	4,183	3,924	6,509	12,860	33,148
Sewing machines.—(Machines à coudre.)	Total Imports.... No.	1,331	2,485	1,572	12,070	11,509
	\$	51,280	71,687	57,167	306,079	369,307
	United Kingdom. No.	297	1,157	626	6,618	4,895
	\$	8,259	16,118	8,300	134,203	73,428
	United States..... No.	1,028	1,311	874	5,336	6,497
	\$	42,759	54,051	48,778	220,878	292,209
Sewing machine attachments.—(Accessoires et compléments de machines à coudre.)	Total Imports.... \$	10,338	4,939	9,196	52,216	58,312
	United Kingdom. \$	8,308	2,767	7,707	40,089	46,395
	United States..... \$	2,030	2,172	1,489	12,127	11,917
Sewing machine parts.—(Pièces de rechange de machines à coudre.)	Total Imports.... \$	29,072	21,561	26,768	183,128	185,292
	United Kingdom. \$	18,903	11,375	16,940	90,037	108,201
	United States..... \$	9,737	10,188	9,828	91,816	76,716
Washing machines, domestic.—(Machines à laver, pour l'usage ménager.)	Total Imports.... No.	2,272	1,777	2,084	12,182	12,425
	\$	145,650	125,515	145,861	809,907	844,913
	United Kingdom. No.	1		1	1	2
	\$	1,700		1,324	384	3,024
	United States..... No.	2,271	1,777	2,083	12,180	12,423
	\$	143,350	125,515	145,537	809,450	841,889
MINING AND METALLURGICAL MACHINERY.						
MACHINERIE DES MINES ET DES USINES MÉTALLURGIQUES.						
Articles of metal when for use exclusively in smelting of iron ore or in metallurgical operations, viz.: machinery and apparatus for sintering or nodulizing iron ore or dust containing iron; machinery and apparatus for use exclusively in the construction, equipment or repairs of a blast furnace for smelting iron ore, such machinery or apparatus to be used exclusively between the blowing engines up to and including the hoisting apparatus at the skip hoist, and up to and including the point where the metal and slag are discharged from the furnace including foundations; and integral parts of all machinery and apparatus enumerated in this item, not to include valves, wrought iron pipe eight inches and under in diameter, nor structural iron work.—(Articles en métal devant servir exclusivement à la fusion du minerai de fer ou dans les opérations métallurgiques, c'est-à-dire: machinerie et appareil pour la concrétion ou la désagrégation du minerai de fer ou de la limaille de fer; machinerie et appareil servant exclusivement à la construction, l'aménagement ou la réparation des hauts fourneaux, ces machines et appareils devant être employés uniquement entre la soufflerie et le monte-charge et jusqu'au point exclusivement où le métal	Total Imports.... \$	3,220	1,611	1,273	7,303	42,701
	United Kingdom. \$					1,813
	United States..... \$	3,220	1,611	1,273	7,303	40,888

IMPORTATIONS au Canada pour consommation, etc.—*Suite.*

Articles et pays de provenance.	Mois, 1929			Six mois terminés avec septembre	
	Juillet	Août	Septembre	1928	1929
en fusion et les scories sont évacués du haut fourneau; y compris les fondations et parties intégrantes des machines présentement énumérées, mais à l'exclusion des valves, des tuyaux de fer forgé d'un diamètre égal ou inférieur à huit pouces, et du fer de charpente.)					
Appliances of iron or steel, of a class or kind not made in Canada, and elevators and machinery of floating dredges, when for use exclusively in alluvial gold mining. — (Appareils et instruments en fer ou en acier, d'un genre non fabriqué au Canada, monte-charges et machinerie de dragues flottantes pour l'usage exclusif des mines d'or alluvionnaires.)	Total Imports... \$ 21,787	24,038	1,033	649	52,514
	United Kingdom. \$	20,642	979	21,622
	United States.... \$	21,787	3,395	649	30,892
Articles of metal as follows, when for use exclusively in mining or metallurgical operations, viz.: electrically operated rotary coal drills of a class or kind not made in Canada; coal cutting machines, n.o.p.; coal hoisting machines; core drills; electric or magnetic machines for separating or concentrating iron ores; furnaces for the smelting of copper, zinc and nickel ores; converting apparatus for metallurgical processes in metals; copper plates, plated or not; machinery for extraction of precious metals by the chlorination or cyanide processes; amalgam safes; automatic ore samplers; automatic feeders; retorts; mercury pumps; pyrometers; bullion furnaces; amalgam cleaners; blast furnace blowing engines and integral parts of all machinery mentioned in this item, also plungers or valves made of porcelain for pumps; miners' acetylene lamps and parts thereof; miners' safety lamps and parts thereof; accessories for cleaning, filling, charging, opening and testing miners' safety lamps, battery renewal preparations for miners' electric safety lamps; all to be used exclusively in mines. — (Articles en métal dont l'énumération suit, lorsqu'ils sont exclusivement destinés aux opérations minières ou métallurgiques, savoir: perforieuses rotatives mues à l'électricité, d'une sorte qui n'est pas fabriquée au Canada; machines à abattre le charbon, n.a.b.; machines à dégager la houille; forêts à noyau; lampes de sûreté des mineurs et leurs parties, ainsi que les accessoires servant à les nettoyer, à les remplir et à les éprouver; préparation pour recharger les batteries des lampes électriques des mineurs, le tout devant servir exclusivement dans les mines; machines électriques ou magnétiques pour la séparation ou la concentration des minerais de fer; fours pour la fonte des minerais de cuivre, de zinc et de nickel; convertisseurs de métaux par procédés métallurgiques; plaques de cuivre, plaquées ou non; machinerie pour l'extraction des métaux précieux, par les procédés au chlore et au cyanure; cuvettes à allages; assortisseurs automatiques de minerai; trémies automatiques; cornues, pompes à mercure; pyromètres; fournaise à lingots; machine à air pour hauts fourneaux et parties intégrantes de toutes machineries ci-dessus énumérées; ainsi que les pistons et valves en porcelaine pour pompes; lampes de mineurs s'accrochant à la ceinture ou à la coiffure; pièces détachées des lampes de sûreté des mineurs, n.a.b.)	Total Imports... \$ 190,081	155,815	231,450	350,416	1,151,903
	United Kingdom. \$ 260	6,375	8,124	30,436	43,068
	United States.... \$	188,825	149,277	316,798	1,109,270

IMPORTS into Canada for Consumption, etc.—Continued.

Articles and Countries from which Imported.	Months, 1929			Six Months ending September	
	July	August	September	1928	1929
MACHINERY (EXCEPT AGRICULTURAL)—Continued. MACHINERIE AUTRE QU'AGRICOLE—suite.					
MINING AND METALLURGICAL MACHINERY —Continued. MACHINERIE DES MINES ET DES USINES MÉTALLURGIQUES—suite.					
Blowers of iron or steel, of a class or kind act made in Canada, for use in the smelting of ores, or in the reduction, separation or refining of metals, ores or minerals; rotary kilns, revolving roasters, and furnaces of metal of a class or kind not made in Canada, designed for roasting ore, mineral, rock or clay; furnace slag trucks and slag pots of a class or kind not made in Canada and parts of all machinery mentioned in this item. (Soufflets, en fer ou en acier, d'un genre ou d'une sorte non fabriqués au Canada, servant pour la fonte des minerais ou dans la réduction, la séparation ou l'affinage des métaux, minerais, ou minéraux; fours rotatifs, rôtissoires rotatives et fours et fournaies en métal d'un genre ou d'une sorte non fabriqués au Canada, destinés à griller le minéral, les minéraux, le roc et l'argile; chariots à transporter les scories et pots à scories d'un genre ou d'une sorte non fabriqués au Canada et parties détachées de toutes machineries mentionnées dans cet item.)	Total Imports.... \$ United Kingdom. \$ United States..... \$	4,972 10,648	3,041 3,041	9,293 9,293	56,554 56,554
Buddles, vanners and slime tables adapted for use in gold mining.—(Lavoires, tamis et séparateurs de minéral dont on se sert dans les mines d'or.)	Total Imports.... \$ United Kingdom. \$ United States..... \$	750 750	 	705 705	9,685 6,757 2,928
Diamond drills, and parts of, for use exclusively for mining and metallurgical operations, not to include motive power.—(Forets à diamant et parties de, pour servir exclusivement aux opérations minières et métallurgiques, non compris le moteur.)	Total Imports.... \$ United Kingdom. \$ United States..... \$	33,404 48,675	48,675 18,056	635,389 635,389	429,693 510 427,188
Face loading machines, shaker trough or belt trough conveyors, air engines, flame-proof enclosed driving motors for air engines, and integral parts of all motive power or machinery mentioned in this item, to be used exclusively in mining operations.—(Chargeurs sur la veine, convoyeurs-et-ileurs, engins à air, moteurs à air comprimé enfermés à l'épreuve des flammes, et parties intégrales de toute machine motrice mentionnée dans cet item pour servir exclusivement dans les mines.)	Total Imports.... \$ United Kingdom. \$ United States..... \$	4,536 789 3,747	1,680 13	1,170 1,103 67	33,113 3,421 28,596
Ore crushers, rock crushers, stamp mills, and complete parts of, exclusively for mining or quarrying operations.—(Broyeurs de minéral, concasseurs de pierre, bocards, servant exclusivement aux opérations de mine ou de carrière.)	Total Imports.... \$ United Kingdom. \$ United States..... \$	113,119 40,748 64,695	107,509 20,798 79,350	115,328 24,719 82,341	239,906 105,060 117,107
Perussion coal cutters, coal augers, rotary coal drills and complete parts of, exclusively for mining operations, n.o.p.—(Extracteurs de houille à percussion, tarières à houille, frets à houille rotatifs et leurs parties complètes, servant exclusivement aux opérations minières, n.a.é.)	Total Imports.... \$ United Kingdom. \$ United States..... \$	1,284 26 57	237 151 86	61 61	6,298 2,958 1,374
Rock drills and complete parts, exclusively for mining or quarrying operations.—(Forets à roc et leurs parties complètes, servant exclusivement aux opérations de mine ou de carrière.)	Total Imports.... No. United Kingdom. No. United States..... No.	183 108,000 17	93 86,088 2	116 72,197 	248 312,536 18
		12,843 166 95,157	4,468 91 81,620	4,491 116 67,706	3,026 230 305,305
					52,113 606 428,463

IMPORTATIONS au Canada pour consommation, etc.—*Suite.*

Articles et pays de provenance.	Mois, 1929			Six mois terminés avec septembre	
	Juillet	Août	Septembre	1928	1929
Well-drilling machinery and parts, and apparatus of a class or kind not made in Canada, drawn or seamless iron or steel tubing over 4 inches in diameter for drilling for water, natural gas or oil and for prospecting for minerals, not to include motive power.—(Appareils à forer les puits et pièces détachées, et tout outillage de forage d'un genre ou d'une sorte non fabriqués au Canada, tuyaux de fer ou d'acier étirés ou sans soudure, dépassant 4 pouces de diamètre, pour la recherche de l'eau, du gaz naturel, du pétrole, ou des minéraux, non compris leurs moteurs.)	Total Imports... \$ United Kingdom. \$ United States..... \$	459,477 182 399,346	519,320 519,320	688,469 688,469	2,637,311 182 2,657,129
Well-drilling machinery and apparatus and parts thereof, and rope twenty-one hundred feet and over in length, capable of drilling wells of two thousand feet and over in depth, of four inches and over in diameter, and of raising and lowering casing over four inches in diameter for such wells, for drilling for water, natural gas and oil, and for prospecting for minerals, not to include motive power.—(Machines, appareils et pièces de rechange pour forage de puits, et câble d'une longueur de deux mille cent pieds et plus, pouvant forer des puits de deux mille pieds et plus de profondeur, de quatre pouces ou plus de diamètre, et pouvant enfoncer et soulever un tube de plus de quatre pouces de diamètre servant au forage des puits à eau, à gaz naturel et à pétrole, ainsi qu'à la prospection des minéraux, à l'exclusion de la force motrice.)	Total imports... \$ United Kingdom. \$ United States..... \$	118,662 917 117,745	94,331 94,331	82,739 564 82,175	123,783 1,294 122,489
Machinery and apparatus of a class or kind not made in Canada, for use exclusively in handling iron ore and other materials to be charged into a blast furnace, from the dock, car or stock pile, at the iron or steel plant.—(Machinerie et appareils d'un genre ou d'une sorte non fabriqués au Canada devant servir exclusivement à la manutention du minerai de fer et des autres matières alimentant les hauts fourneaux, pris à pied d'oeuvre dans les aciéries, soit dans les bateaux, soit dans les wagons, soit sur le tas.)	Total imports... \$ United Kingdom. \$ United States..... \$	21,350 21,350
Machinery, n.o.p., for the concentration of ores, metals or minerals, viz.:—flotation machines, flotation wells, pumps, vibrating and impact screens, jigs, magnetic separators and filters, when for use in the concentration or separation of ores, metals or minerals, and integral parts of all articles mentioned in this item.—(Machinerie, n.a.é., pour la concentration des minerais, métaux ou minéraux, savoir:—machines de flottage, et cellules de flottage, pompes, cribles à vibration ou à percussion, séparateurs (de gangue), séparateurs et filtres magnétiques, pour la concentration ou la séparation des minerais, métaux ou minéraux, et toutes parties intégrales des articles énumérés dans le présent item.)	Total imports... \$ United Kingdom. \$ United States..... \$	772 772	30,830 30,830	42,436 42,436	96,769 2,489 90,078
Mine hoists of a class or kind not made in Canada.—(Grues pour les mines, d'un genre ou d'une sorte non fabriqués au Canada.)	Total imports... \$ United Kingdom. \$ United States..... \$	250 250	17,131 17,131	450 450
Machine car-loaders and complete parts, of a class or kind not made in Canada, for use only in mining operations for loading coal into box cars.—(Chargeurs mécaniques et pièces détachées complètes, d'un genre ou d'une sorte non fabriqués au Canada, pour l'usage exclusif des mines, dans le chargement du charbon en des wagons fermés.)	Total imports... \$ United Kingdom. \$ United States..... \$	3,048 3,048	7,904 7,904	837 837	3,569 141 20,504

IMPORTS into Canada for Consumption, etc.—Continued.

Articles and Countries from which Imported.	Months, 1929			Six Months ending September		
	July	August	September	1928	1929	
MACHINERY (EXCEPT AGRICULTURAL)—Continued.						
MACHINERIE AUTRE QU'AGRICOLE—suite.						
OFFICE OR BUSINESS MACHINERY.						
MACHINES DU COMMERCE OU DES BUREAUX.						
Adding and calculating machines.—(Arithmographe.)	Total imports....No	632	698	727	5,108	4,325
	\$	104,953	81,579	69,495	573,184	605,558
	United Kingdom.No.				3	
	\$				104	
	United States....No.	630	698	727	5,105	4,319
	\$	104,701	81,579	69,495	573,080	604,958
Cash registers and parts of.—(Caisseries enregistreuse et pièces détachées.)	Total imports....\$	53,290	45,733	50,219	225,901	278,744
	United Kingdom.\$					
	United States....\$	53,290	45,733	50,219	225,901	278,744
Typewriters.—(Dactylographes.)	Total imports....No.	1,678	956	1,183	8,969	8,779
	\$	96,248	50,058	57,971	487,918	473,469
	United Kingdom.No.		29	1	12	31
	\$		1,666	110	762	1,796
	United States....No.	1,676	909	1,142	8,891	8,657
	\$	96,144	48,256	56,273	486,193	469,542
Typewriters, parts of.—(Pièces détachées de dactylographes.)	Total imports....\$	18,594	27,128	9,846	97,242	117,767
	United Kingdom.\$				1,604	
	United States....\$	18,594	26,939	9,846	95,638	117,530
PRINTING AND BOOKBINDING MACHINERY.						
MACHINES DES ATELIERS D'IMPRIMERIE ET DE RELIURE.						
Machines specially designed for ruling, folding, binding, embossing, creasing or cutting paper or cardboard; sheet feeding machines extension deliveries, when for use exclusively by printers, bookbinders and by manufacturers of articles made from paper or cardboard—including parts thereof, composed wholly or in part of iron, steel, brass or wood; machinery and complete parts thereof for printing by photographic methods on plates for use on lithographic and offset presses.— (Machines spécialement destinées à régler, plier, relier, bosseler, gaufrer, rogner ou couper le papier ou le carton et margeuses automatiques, convoyeurs, devant servir exclusivement à des imprimeurs, relieurs ou fabricants d'articles en papier ou en carton, y compris les parties de ces machines composées totalement ou partiellement de fer, d'acier, de cuivre ou de bois; machines et parties complètes pour l'impression par procédés photographiques, sur plaques s'adaptant aux presses lithographiques et reversibles.)	Total imports....\$	66,318	72,584	54,734	514,310	460,096
	United Kingdom.\$	2,841	848	2,254	17,110	24,564
	United States....\$	58,333	71,397	50,872	481,847	408,133
	Germany.....\$	5,144	339	1,608	12,969	26,757
Newspaper printing presses of not less value by retail than \$1,500 each, of a class or kind not made in Canada.— (Presses à imprimer les journaux, ne coûtant pas moins de \$1,500 chacune, au détail, d'un genre ou d'une sorte ne se fabriquant pas en Canada.)	Total imports....No.	1	5	4	82	25
	\$	13,418	43,702	46,758	700,764	213,366
	United Kingdom.No.			1		4
	\$			3,825		18,455
	United States....No.	1	5	2	82	19
	\$	13,418	43,702	9,108	700,764	160,167
Printing presses and lithographic presses, n.o.p.—(Presses à imprimer et presses lithographiques, n.a.é.)	Total imports....No.	252	156	186	1,080	1,112
	\$	204,550	132,366	99,824	937,086	883,333
	United Kingdom.No.	31	45	82	323	205
	\$	4,084	7,512	17,532	65,407	50,926
	United States....No.	214	93	100	686	844
	\$	187,941	109,552	72,141	829,660	742,761
	Germany.....No.	7	18	4	64	63
	\$	12,525	15,269	10,151	38,858	88,776
Typecasting and typesetting machines and parts thereof, adapted for use in printing offices.—(Machines à composer et à fondre les caractères, et pièces détachées, à l'usage des ateliers d'imprimerie.)	Total imports....\$	106,065	45,653	77,272	488,376	487,886
	United Kingdom.\$	18	29		1,062	802
	United States....\$	106,047	45,624	77,272	487,194	487,084

IMPORTATIONS au Canada pour consommation, etc.—*Suite.*

Articles et pays de provenance.	Mois, 1929			Six mois terminés avec septembre		
	Juillet	Août	Septembre	1929	1929	
Typemaking accessories for printing presses.—(Accessoires de presses à imprimer, pour la fonte des caractères.)	Total imports ... \$	9,083	4,911	6,161	19,618	
	United Kingdom... \$			437	69	
	United States..... \$	9,083	4,911	5,664	18,949	47,129
OTHER MACHINERY, N.O.F.						
AUTRES MACHINES, N.A.E.						
Air-compressing machines.—(Machines pour la compression de l'air.)	Total imports ... \$	169,858	177,072	121,728	734,651	
	United Kingdom... \$	10,163	18,882	7,062	54,148	980,214
	United States..... \$	159,633	157,966	114,666	677,188	57,198
Briquette-making machines.—(Machines à fabriquer les briquettes.)	Total imports ... \$		52		187,313	
	United Kingdom... \$		52		13,919	52
	United States..... \$				2,022	146
Germany..... \$				171,372		
Cement-making machines.—(Machines à fabriquer le ciment.)	Total imports ... \$	1,872	3,447	3,561	34,684	
	United Kingdom... \$					40,049
	United States..... \$	1,872	3,447	3,561	34,684	5,231
Coal-handling machines.—(Machines à manipuler le charbon.)	Total imports ... \$	11,334	59,652	51,156	49,213	
	United Kingdom... \$				6,074	852
	United States..... \$	11,334	59,652	51,156	38,670	140,393
Concrete-mixing machines.—(Malaxeurs de béton.)	Total imports ... No.	53	47	22	317	
	United Kingdom... No.					326
	United States..... No.	38,416	36,779	7,546	154,120	198,931
Germany..... No.					1	
\$	53	47	22	317	248	
\$	38,416	36,779	7,546	154,120	325	
\$					198,686	
Cranes and derricks.—(Grues et chèvres.)	Total imports ... No.	54	77	27	209	
	United Kingdom... No.					337
	United States..... No.	117,147	177,967	79,439	848,669	997,327
Germany..... No.					3	
\$	2	2			16	
\$	2,642	1,231	1,296	37,071	23,858	
\$	52	75	27	206	319	
\$	114,505	176,676	78,142	810,998	947,935	
Cyclometers, pedometers, and speedometers.—(Cyclomètres, pédomètres et indicateurs de vitesse.)	Total imports ... \$	1,906	320	486	9,601	
	United Kingdom... \$	80			282	7,978
	United States..... \$	1,817	320	486	9,158	473
Dental engines, electric.—(Machines électriques, à l'usage des dentistes.)	Total imports ... No.	18	99	27	93	
	United Kingdom... No.					189
	United States..... No.	5,196	18,613	5,576	15,846	40,165
Germany..... No.						
\$	18	22	14	25	88	
\$	5,105	6,190	3,849	6,540	24,629	
\$		77	13	68	101	
\$		12,423	1,727	8,506	15,536	
Fire-extinguishing machines, including sprinklers for fire protection.—(Machines extinctrices d'incendie, y compris arroseurs automatiques.)	Total imports ... \$	12,483	26,492	14,671	99,572	
	United Kingdom... \$				883	95,427
	United States..... \$	12,483	26,492	14,671	89,608	
Ice-making and refrigerating machinery.—(Machines à fabriquer la glace, et machines réfrigérantes.)	Total imports ... \$	49,437	38,277	33,923	758,326	
	United Kingdom... \$				206	440,521
	United States..... \$	49,437	38,277	33,737	758,120	2,050
Lathes, power.—(Tours actionnés par force motrice.)	Total imports ... \$	36,740	93,619	79,246	583,294	
	United Kingdom... \$	5,837	16,538	6,252	44,139	30,631
	United States..... \$	30,883	75,169	72,483	538,271	383,574
Lawn mowers.—(Tondeuses de gazon.)	Total imports ... No.	316	113	56	1,831	
	United Kingdom... No.					3,608
	United States..... No.	15,957	6,568	3,165	86,077	165,782
Germany..... No.					303	
\$	4	4			303	
\$	557	531	230	11,057	4,524	
\$	312	109	55	1,486	3,305	
\$	15,400	6,035	2,935	75,020	161,258	
Machine drills.—(Fraiseuses.)	Total imports ... \$	66,060	75,331	33,346	333,798	
	United Kingdom... \$	11,973	19,010	5,245	30,751	299,779
	United States..... \$	50,519	54,331	23,323	298,566	59,398
Machinery and apparatus for use exclusively in washing coal, and parts of, not including motive power.—(Machinerie et outillage devant servir exclusivement au lavage de la houille, à l'exception des moteurs.)	Total imports ... \$	3,892	11,308	6,620	7,250	
	United Kingdom... \$					381
	United States..... \$	477	3,226	6,620	2,218	19,993

IMPORTS into Canada for Consumption, etc.—Continued.

Articles and Countries from which Imported.	Months, 1929			Six Months ending September		
	July	August	September	1928	1929	
MACHINERY (EXCEPT AGRICULTURAL)—Continued. MACHINERIE AUTRE QU'AGRICOLE—suite.						
OTHER MACHINERY, n.o.p.—Continued. AUTRES MACHINES, n.a.é.—suite.						
Machinery and apparatus for use exclusively in producing coke and gas; machinery and apparatus for use exclusively in the distillation or recovery of products from coal tar or gas; and integral parts of all machinery and apparatus enumerated in this item, not including motive power nor tanks for gas.—(Machinerie et outillage devant servir exclusivement à la production du coke et du gaz; machinerie et outillage devant servir exclusivement à la distillation ou à la récupération des sous-produits du goudron ou du gaz et les parties intégrantes de ces machines et appareils, leurs moteurs exceptés.)	Total Imports.... \$ United Kingdom. \$ United States.... \$	44,769 42,043 2,726	15,723 8,003 7,720	19,078 4,884 14,194	355,021 218,287 136,734	184,685 133,616 51,069
Machinery and apparatus and parts thereof for use only in producing unrefined oil or fertilizer from shales, not to include motive power, of a class or kind made in Canada.—(Machinerie, appareils et leurs pièces de rechange devant servir uniquement à la production du pétrole brut ou d'engrais extraits du schiste, mais non les moteurs, d'un genre fabriqué au Canada.)	Total Imports.... \$ United Kingdom. \$ United States.... \$	757 757	4,360 4,360	447 447	5,399 5,399	
Machinery and tools not manufactured in Canada up to the required standard necessary for any factory to be established in Canada for the manufacture of rifles for the Government of Canada.—(Machinerie et outillage, non manufacturés au Canada avant la nécessité reconnue de tels établissements pour la fabrication de carabines, fusils, etc., pour le Gouvernement canadien.)	Total Imports.... \$ United Kingdom. \$ United States.... \$
Machinery of every kind, and structural iron and steel, for use in the construction and equipment of factories for the manufacture of sugar from beet root.—(Machinerie de tous genres et fer et acier de charpente pour servir à la construction et à l'installation des manufactures où se fait le sucre de betterave.)	Total Imports.... \$ United Kingdom. \$ United States.... \$	4,150 4,150	7,600 7,600	4,150 4,150	
Metal-working machinery, n.o.p.—(Machines à travailler les métaux, n.a.é.)	Total Imports.... \$ United Kingdom. \$ United States.... \$ Germany..... \$	379,338 15,870 346,885 13,057	433,281 10,230 403,400 19,561	332,903 14,641 304,800 13,129	2,070,746 26,342 2,027,960 12,457	2,649,083 92,872 2,476,260 72,335
Moving picture machines.—(Cinématographes.)	Total Imports.... \$ United Kingdom. \$ United States.... \$	7,496 7,426	14,309 13,516	4,988 4,967	35,367 201 35,149	65,174 64,282
Ozone generators or airifiers of a class or kind not made in Canada, for use in ventilating garages or automotive work shops.—(Générateurs d'ozone ou purificateurs d'air, d'une classe ou sorte qui n'est pas fabriquée au Canada, pour la ventilation des garages ou d'ateliers d'automobiles.)	Total Imports.... \$ United Kingdom. \$ United States.... \$	1,273 1,273	2,553 2,553	369 360	5,028 5,028	
Paper mill machines.—(Machines des papeteries.)	Total Imports.... \$ United Kingdom. \$ United States.... \$	70,610 445 68,767	106,867 510 105,225	239,403 13,144 226,113	669,154 53,100 611,799	558,425 20,021 526,654
Pulp mill machines.—(Machines des pulperies.)	Total Imports.... \$ United Kingdom. \$ United States.... \$ Norway..... \$	5,963 5,004	24,054 298 23,756	4,906 4,906	188,141 153,296 34,648 197	67,169 1,271 64,879

IMPORTATIONS au Canada pour consommation, etc.—*Suite.*

Articles et pays de provenance.	Mois, 1929			Six mois terminés avec septembre		
	Juillet	Août	Septembre	1928	1929	
Pumps, power, and parts of.—(Pompes à moteur et parties de pompes.)	Total imports.... No.	792	1,306	692	4,197	5,510
	\$	225,337	197,259	152,549	553,001	1,000,858
	United Kingdom. No.	19	29	10	50	100
	\$	22,198	15,108	13,290	27,277	69,202
United States.... No.	681	1,277	682	4,428	5,394	
\$	202,228	181,731	139,253	515,886	925,005	
Rollers, street or road, and parts.—(Rouleaux compresseurs, pour la voirie urbaine ou rurale, et leurs parties.)	Total imports.... No.	8	8	3	10	31
	\$	23,074	13,462	13,362	41,795	80,884
	United Kingdom. No.
	\$	174	374	3,501	1,378
United States.... No.	8	8	3	8	31	
\$	23,074	13,288	12,988	36,187	79,306	
Rolling mill machines.—(Machines des laminoirs.)	Total imports.... \$	51,542	37,109	56,651	132,036	316,561
	United Kingdom. \$	905	3,016
	United States.... \$	50,003	37,109	56,651	131,131	312,005
	Machinery, logging cars, blocks and tackle, and complete parts thereof, for logging purposes exclusively.—(Machinerie, wagonnets à billots, poulies et palans, et pièces détachées complètes, devant servir exclusivement à l'exploitation forestière.)	Total imports.... \$	107,242	86,699	179,896	562,780
United Kingdom. \$		372	252	14,390
United States.... \$		105,227	86,099	179,644	482,703	704,728
Sweden..... \$		1,643	30,190	20,198
Machinery for sawing lumber, up to but not including the point of planing, and complete parts thereof, not to include motive power.—(Machines à scier et travailler le bois jusqu'au planage exclusivement, et pièces détachées, mais non leurs moteurs.)	Total imports.... \$	18,485	5,476	7,450	49,184	106,721
	United Kingdom. \$	566	948	130	1,029	2,158
	United States.... \$	13,246	4,528	7,320	48,155	99,890
	Scrapers, railway and road.—(Eboueurs pour les chemins de fer et les routes.)	Total imports.... \$	14,690	7,816	5,528	47,507
United Kingdom. \$		47,507	70,196
United States.... \$		14,690	7,816	5,528
Shoe machinery, n.o.p.—(Machinerie des fabriques de chaussures, n.s.é.)		Total imports.... \$	16,707	14,517	16,602	84,150
	United Kingdom. \$	8,757	46	47	939	9,035
	United States.... \$	7,950	14,471	10,530	82,939	82,621
	Shovels, steam, electric or other power.—(Pelles à vapeur, pelles électriques et pelles mécaniques autrement mues.)	Total imports.... No.	16	19	15	115
\$		104,999	180,281	175,918	929,053	1,172,481
United Kingdom. No.		34,064	52
\$		113	123
United States.... No.	16	19	15	804,989	1,172,429	
\$	104,999	180,281	175,918	
Steel dies, of a class or kind not made in Canada, valued at not less than \$1,000 each, for use exclusively in stamping metal sheets or metal plates.—(Matrices en acier d'un genre ou d'une sorte non fabriqués au Canada, dont l'évaluation ne dépasse pas \$1,000 chacune, pour servir exclusivement à estamper les tôles et plaques de métal.)	Total imports.... \$	487	109,671	1,831
	United Kingdom. \$	282	2,351	826
	United States.... \$	107,145
	Machinery, of a class or kind not made in Canada, and parts thereof, for the manufacture of fish meal, stock and poultry food and fertilizers, from fish and the waste thereof.—(Machines d'une sorte ou d'une espèce non fabriquée au Canada, et pièces détachées, servant à transformer le poisson et les déchets de poisson en provende pour le bétail ou les volailles et en engrais.)	Total imports.... \$
United Kingdom. \$	
United States.... \$	
Machinery of a class or kind not manufactured in Canada for use in the manufacture of nets or netting for the fisheries, when imported by manufacturers for use in the making of such nets or netting in their own factories, but not for use in making nets or netting commonly used for sportsmen's purposes.—(Machines d'une classe ou d'une sorte non fabriquée au Canada servant à la fabrication de lignes et filets de pêche, importées par les manufacturiers pour servir à la fabrication de ces filets dans leurs propres usines, mais non pour la fabrication de filets destinés à l'usage des sportsmen.)		Total imports.... \$
	United Kingdom. \$
	United States.... \$

IMPORTS into Canada for Consumption, etc.—Continued.

Articles and Countries from which Imported.	Months, 1929			Six Months ending September		
	July	August	September	1928	1929	
MACHINERY (EXCEPT AGRICULTURAL)—Concluded. MACHINERIE AUTRE QU'AGRICOLE.—fin.						
OTHER MACHINERY, N.O.P.—Concluded. AUTRES MACHINES, N.A.E.—fin.						
Machinery and apparatus, of a class or kind not made in Canada, and parts thereof, especially constructed for preparing, manufacturing, testing or finishing yarns, cordage and fabrics made from textile fibres, imported for the exclusive use of manufacturers and scholastic or charitable institutions in such processes only.— (Machinerie et appareils d'une espèce ou genre n'existant pas au Canada et pièces détachées, faits spécialement pour la préparation, la fabrication, l'éprouve, le finissage des filés, cordages et tissus faits de fibres textiles, importés uniquement pour l'usage des manufacturiers et pour les mêmes procédés dans les institutions de charité et les écoles.)	Total imports ... \$	477,298	489,479	354,937	2,112,028	2,826,360
	United Kingdom... \$	98,772	127,322	86,805	402,259	566,977
	United States... \$	314,905	294,830	228,379	1,593,554	1,933,434
	Germany... \$	61,689	37,979	40,241	74,276	268,523
Water meters of iron or steel.—(Compteurs à eau, en fer ou en acier.)	Total imports ... No	65	15	21	302	208
	\$	4,149	2,258	2,933	25,217	18,671
	United Kingdom... No	4	1	1	152	5
	\$	1,323	1,000	1,000	4,455	1,644
	United States... No	61	15	27	140	203
	\$	2,826	2,258	2,933	20,762	17,027
Water turbines, water wheels and parts.—(Turbines, roues hydrauliques et leurs parties.)	Total imports ... \$	5,335	54,840	14,509	142,690	124,635
	United Kingdom... \$	164	3,889	69	17,205	5,577
	United States... \$	5,171	50,656	12,891	125,455	117,074
	Switzerland... \$	—	1,046	—	—	1,046
Other machinery, composed wholly or in part of iron or steel, n.o.p., and iron or steel integral parts of.—(Autres machines, construites entièrement ou partiellement en fer ou en acier, n.a.é., et parties intégrantes de ces machines, en fer ou en acier.)	Total imports ... \$	1,885,284	1,716,091	1,752,994	9,045,865	10,796,571
	United Kingdom... \$	99,319	118,461	120,750	439,762	579,456
	United States... \$	1,733,442	1,563,864	1,527,473	8,309,138	9,811,642
	France... \$	7,940	6,892	6,731	31,189	35,130
	Germany... \$	13,283	12,470	8,329	62,586	71,812
	Sweden... \$	23,596	11,930	15,113	131,791	117,366
Total Machinery (Except Agricultural).— (Total, machinerie autre qu'agricole.)	Total imports ... \$	5,968,545	5,833,198	5,597,412	29,131,001	36,095,631
	United Kingdom... \$	421,048	434,275	373,652	2,135,729	2,327,476
	United States... \$	5,364,740	5,229,820	4,999,981	26,230,428	32,704,107
SPRINGS—RESSORTS.						
Springs, steel, for the manufacture of surgical trusses, when imported by manufacturers of such articles for use exclusively in the manufacture thereof in their own factories.—(Ressorts en acier, pour la fabrication de bandages herniaires, importés par les fabricants de bandages herniaires, pour servir exclusivement à cet usage, dans leurs propres manufactures.)	Total imports ... Lb.	—	154	29	1,428	218
	\$	—	215	30	797	268
	United Kingdom... Lb.	—	—	—	—	—
	\$	—	—	—	—	—
	United States... Lb.	—	43	29	985	107
	\$	—	107	20	605	160
Springs, n.o.p., of iron or steel, for railway or tramway vehicles.—(Ressorts, n.a.é., en fer ou en acier, pour wagons de chemin de fer ou tramways.)	Total imports ... \$	6,301	14,633	5,988	9,008	32,237
	United Kingdom... \$	—	—	—	—	—
	United States... \$	6,301	14,633	5,988	9,008	32,237
Springs, n.o.p., of iron or steel, for other vehicles, n.o.p.—(Ressorts, n.a.é., en fer ou en acier, pour autres véhicules, n.a.é.)	Total imports ... \$	15,117	19,387	20,980	83,790	84,251
	United Kingdom... \$	1	73	—	171	167
	United States... \$	15,116	19,314	20,980	83,616	84,174
Springs, furniture.—(Ressorts de meubles.)	Total imports ... \$	7,770	6,835	5,823	22,613	24,456
	United Kingdom... \$	—	—	—	10	10
	United States... \$	7,770	6,835	5,823	22,603	24,446
Springs, lamp and clock.—(Ressorts de lampes et d'horloges.)	Total imports ... \$	2,745	3,019	3,377	18,895	17,691
	United Kingdom... \$	168	8	8	61	216
	United States... \$	2,577	3,011	3,369	18,826	17,466
Total Springs.—(Total, ressorts.)	Total imports ... \$	31,933	44,089	35,198	133,103	168,933
	United Kingdom... \$	169	81	8	248	333
	United States... \$	31,764	43,999	36,185	134,658	168,483

IMPORTATIONS au Canada pour consommation, etc.—*Suite.*

Articles et pays de provenance.	Mois, 1929			Six mois terminés avec septembre	
	Juillet	Août	Septembre	1928	1929
STAMPED AND COATED PRODUCTS. OBJETS ESTAMPÉS ET ENDUITS.					
Baths, bath-tubs, basins, closets, lavatories, urinals, sinks and laundry tubs, n.o.p.—(Baignoires, bassins, bassines, latrines, lavabos, urinoirs, éviers, et cuves à lessive, n.o.p.)	Total Imports.... \$ United Kingdom. \$ United States..... \$	9,571 1,669 8,409	11,355 1,946 13,346	14,684 1,338 35,611	40,332 4,721 58,952
Frames not more than 10 inches in width, clasps and fasteners, adapted for use in the manufacture of purses and chatelaine bags or reticules.—(Montures n'excedant pas 10 pouces de largeur, agrafes et fermoirs, pour la fabrication des portefeuilles, chatelaines, sacs à main ou réticules.)	Total Imports.... \$ United Kingdom. \$ United States..... \$	12,847 12,364	11,254 6,995	14,196 13,998	50,795 78 67,851
Metal tips, studs and eyes for the manufacture of corset clasps and corset wires. (Viroles, boutons et oilets de métal pour la fabrication des agrafes de corsets, et fil métallique à corsets.)	Total Imports.... \$ United Kingdom. \$ United States..... \$	915 915	457 457	1,469 1,469	4,111 4,111 4,839
Tin cans and containers, n.o.p.—(Bidons et boîtes en fer-blanc, n.a.é.)	Total Imports.... \$ United Kingdom. \$ United States..... \$	71,469 4,769 66,515	79,838 11,861 67,835	44,960 3,201 41,028	265,268 24,269 317,308
Agate, granite or enamelled iron or steel ware.—(Ustensiles en fer ou en acier, émaillés.)	Total Imports.... \$ United Kingdom. \$ United States..... \$ Germany..... \$	39,559 13,484 19,838 3,503	47,015 9,745 24,415 9,258	28,341 3,141 18,453 4,774	271,322 43,646 160,037 47,936
Iron or steel hollow-ware, plain, black or coated, n.o.p., and nickel kitchen or household hollow-ware, n.o.p.—(Gobeletterie en fer ou en acier, naturel, noirci ou enduit, n.a.é., et ustensiles en nickel pour la cuisine et les usages domestiques, n.a.é.)	Total Imports.... \$ United Kingdom. \$ United States..... \$	18,113 1,503 15,452	11,492 790 10,565	14,674 1,152 13,114	104,796 4,697 96,791
Dairy tin hollow-ware, including cans for fresh milk or fresh cream; kitchen tin hollow-ware, not painted, decorated or japanned.—(Ustensiles de laiterie en étain; récipients pour le lait frais ou la crème fraîche; ustensiles de cuisine en étain, ni peints, ni décorés, ni émaillés.)	Total Imports.... \$ United Kingdom. \$ United States..... \$	7,326 1,291 5,979	6,187 1,551 4,527	5,961 1,330 4,618	36,794 4,222 32,210
Tinware, japanned or not, and all manufactures of tin, n.o.p.—(Ferblanterie, vernie ou non, et tous articles en fer-blanc, n.a.é.)	Total Imports.... \$ United Kingdom. \$ United States..... \$	74,355 9,883 63,211	84,549 8,552 74,198	59,356 5,653 51,715	418,511 29,531 381,922
Total Stamped and Coated Products.— (Total, objets estampés et enduits.)	Total Imports... \$ United Kingdom. \$ United States..... \$	234,155 32,299 192,137	252,147 35,445 200,401	183,644 15,815 157,741	1,191,929 111,164 998,622
TOOLS AND HAND IMPLEMENTS. OUTILS ET INSTRUMENTS MANUELS.					
Anvils and vises.—(Enclumes et étaux.)	Total Imports.... \$ United Kingdom. \$ United States..... \$	12,298 3,134 6,529	8,857 3,010 5,616	7,216 2,281 4,443	61,798 17,808 37,244
Augers, bits and drills.—(Vilebrequins, tarières et mèches.)	Total Imports.... \$ United Kingdom. \$ United States..... \$ Germany..... \$	15,945 2,810 6,238 6,046	15,105 3,834 7,987 3,284	13,799 4,302 7,617 1,880	97,528 22,995 47,384 15,522
Axes.—(Haches.)	Total Imports... Doz. \$ United Kingdom Doz. \$ United States... Doz. \$ Sweden Doz. \$	453 3,834 3 38 109 1,499 315 2,158	520 5,704 4 111 1,275 409 4,425	446 4,913 8 110 67 796 366 3,980	3,256 29,167 233 1,000 540 5,190 2,307 21,055
					2,721 25,530 79 651 482 5,430 2,119 19,250

IMPORTS into Canada for Consumption, etc.—Continued.

Articles and Countries from which Imported.	Months, 1929			Six Months ending September		
	July	August	September	1928	1929	
TOOLS AND HAND IMPLEMENTS—Concluded.						
OUTILS ET INSTRUMENTS MANUELS—fin.						
Files and rasps, n.o.p.—(Limes et râpes, n.a.é.)	Total imports... Doz. \$	15,858	9,949	12,677	71,666	80,919
		22,016	14,862	19,751	123,716	124,413
	United Kingdom Doz. \$	7,040	3,523	3,446	28,081	32,719
	United States.... Doz. \$	8,204	4,305	4,028	39,991	41,130
	Sweden..... Doz. \$	8,008	4,707	7,360	37,836	42,115
		12,291	8,355	12,782	68,179	71,670
		704	1,647	1,643	7,792	4,983
		1,417	2,136	2,133	13,925	8,092
Saws.—(Scies.)	Total imports... \$	18,456	16,532	20,218	108,756	100,521
	United Kingdom \$	1,931	1,799	2,682	10,945	15,280
	United States.... \$	10,522	8,810	8,448	58,047	56,040
	Germany..... \$	1,461	1,210	1,948	8,538	7,620
	Sweden..... \$	4,422	4,713	7,140	30,341	21,264
Wrenches.—(Cleps anglaises.)	Total imports... Doz. \$	10,181	8,848	8,085	75,038	66,001
	United Kingdom Doz. \$	46,733	36,467	28,920	250,389	265,906
	United States.... Doz. \$	1	6	3	25	206
	Germany..... Doz. \$	2	41	94	144	623
	Sweden..... Doz. \$	8,794	7,244	8,912	66,136	58,356
	United States.... Doz. \$	42,196	30,684	24,632	219,871	238,328
	Germany..... Doz. \$	1,291	1,598	1,135	7,369	6,771
	Sweden..... Doz. \$	4,280	5,742	4,005	22,914	23,629
Tools, hand, of all kinds, n.o.p.—(Outils manuels, de toutes sortes, n.a.é.)	Total imports... \$	186,621	165,716	144,917	918,881	1,120,046
	United Kingdom \$	16,437	13,367	10,814	61,287	84,707
	United States.... \$	138,532	125,381	116,054	731,820	902,731
	Germany..... \$	26,361	23,718	14,191	107,290	120,557
Total Tools and Hand Implements.—(Total, outils et instruments manuels.)	Total imports... \$	305,603	263,243	239,734	1,580,235	1,808,969
	United Kingdom \$	32,556	26,360	24,911	154,770	180,027
	United States.... \$	217,807	188,108	174,773	1,168,335	1,367,469
VEHICLES—VÉHICULES.						
Automobiles, freight.—(Auto-camions et camionnettes.)	Total imports... No. \$	525	485	354	5,204	3,249
	United Kingdom No. \$	617,619	511,600	373,381	5,735,833	3,958,520
	United States.... No. \$	30,144	20,035	12,273	134,511	148,802
	Sweden..... No. \$	504	475	349	5,147	3,180
		586,532	491,565	361,108	5,601,322	3,808,775
Automobiles, for conveying passengers only, n.o.p., valued at retail, when new, with standard equipment complete, at not more than \$1,200 each.—(Automobiles pour voyageurs n.a.é. dont l'évaluation, quand ils sont neufs et accompagnés de tous leurs accessoires habituels, ne dépasse pas \$1,200 chacun.)	Total imports... No. \$	1,731	1,450	1,140	19,181	18,739
	United Kingdom No. \$	1,033,022	862,388	656,285	11,129,399	11,810,027
	United States.... No. \$	1	4	2	20	10
	Sweden..... No. \$	526	2,410	1,019	15,420	5,844
	United States.... No. \$	1,730	1,446	1,137	19,171	18,728
		1,032,498	859,978	654,637	11,113,979	11,803,554
Automobiles, passenger, n.o.p.—(Automobiles pour voyageurs, n.a.é.)	Total imports... No. \$	572	476	526	7,816	5,804
	United Kingdom No. \$	349,298	702,472	757,345	10,286,106	8,501,321
	United States.... No. \$	10,815	15,746	4,164	85,703	68,868
	Sweden..... No. \$	570	474	521	7,795	5,786
		838,483	686,726	751,931	10,188,927	8,427,471
Horns, distributors, ammeters, instrument board lamps, oil gauges, gasoline gauges, thermostats, oil filters, carburetors, purifiers for oil, purifiers for air, clocks, monograms of metal and enamel, annular ball bearings and parts thereof, lock washers, speedometers and parts thereof, vacuum tanks, gaskets of copper and of asbestos, rims for steering wheels, welded axle housings, electric terminals other than battery terminals, and fuses, all of a class or kind not made in Canada, when imported by manufacturers of goods enumerated in tariff items 438a, 438b and 438c for use only as original equipment in the manufacture of motor vehicles enumerated in tariff items 438a and 438b.—(Trompes, distributeurs, ampèr-mètres, lampes de porte-tableau du tablier, indicateurs de niveau d'huile, indicateurs de niveau d'essence, ther-	Total imports... \$	293,120	126,551	167,719	2,943,652	2,033,925
	United Kingdom \$	292,464	125,599	167,512	2,791,034	1,959,020
	United States.... \$	656			141,406	68,887

IMPORTATIONS au Canada pour consommation, etc.—*Suite.*

Articles et pays de provenance.	Mois, 1929			Six mois terminés avec septembre		
	Juillet	Août	Septembre	1928	1929	
mostata, filtres à huile, carburateurs, purificateurs d'huile, purificateurs d'air, chronomètres, monogrammes de métal et d'émail, coussinets annulaires à billes et leurs pièces, rondelles, freins à ressort, odotachymètres et leurs pièces, élévateurs d'essence, joints de cuivre et d'amiante, jantes de volants de direction, enveloppes d'essieux soudés, serre-fils ou bornes électriques autres que les serre-fils ou bornes de commutateurs, et fusibles, tous d'une catégorie ou sorte non fabriquée au Canada, lorsqu'ils sont importés par les fabricants des articles énumérés sous les articles 438a, 438b et 438c du tarif, pour servir uniquement de premier outillage pour la fabrication des automobiles énumérés aux articles 438a et 438b du tarif.)						
	Total Imports.... \$	550,180	560,733	347,830	4,009,558	3,439,612
	United Kingdom. \$	1,039			907	1,039
	United States.... \$	549,141	560,733	347,830	4,008,651	3,438,573
Tops, wheels and bodies, n.o.p., for motor vehicles enumerated in tariff items 438a and 438b.—(Capotes, roues et carrosseries, n.a.é., d'automobiles énumérés sous les articles 438a et 438b du tarif.)						
	Total Imports.... \$	436,862	189,505	213,521	3,927,950	2,541,382
	United Kingdom. \$					
	United States.... \$	436,862	189,505	213,521	3,927,950	2,541,382
Transmission assemblies and parts thereof, magnets, starting motors, electric generators, propeller shafts, steel chassis frames, brakes, clutches, brake and clutch controls, steel road wheels, steel rims for pneumatic tires larger than 30 inches by 5 inches, steering gears and front and rear axles, all of a class or kind not made in Canada, when imported by manufacturers of motor trucks (not for railways or tramways) for carrying goods only, for use only in the manufacture of such motor trucks. (Inclues "Gasoline and steam engines, etc." prior to April 1, 1919. See page 13.)—(Dispositifs de transmission et leurs parties, magnétos, bougies d'allumage, dynamos, arbres de transmission, freins, embrayage, contrôles de freins ou d'embrayage, roues en acier, jantes d'acier pour pneumatiques dépassant 30 pouces par 5 pouces, appareils de direction, essieux d'avant et d'arrière, tous ces articles étant d'un genre ou d'une sorte non fabriqués au Canada, lorsqu'ils sont importés par les fabricants de camions automobiles (mais non de wagons de chemin de fer ni de tramways) pour servir exclusivement à la fabrication des dits camions automobiles. (Comprendre "Moteurs à gazoline et à vapeur, etc." avant le 1 avril 1919. Voir page 123).						
	Total Imports.... \$	1,866,719	1,417,123	1,304,569	17,894,377	13,986,774
	United Kingdom. \$	3,344	3,853	2,679	26,645	17,046
	United States.... \$	1,862,563	1,409,550	1,301,918	17,855,123	13,961,563
Automobiles, parts of, n.o.p.—(Parties d'automobiles, n.a.é.)						
	Total Imports.... No.	1,427	394	442	2,525	4,856
	United Kingdom. No.	19,218	5,637	6,022	37,490	67,185
	United States.... No.	1,189	274	440	2,087	4,324
	\$	17,230	4,438	5,971	31,170	61,681
	United States.... No.	236	109	2	285	396
	\$	1,937	968	51	4,371	3,685
Bicycles, n.o.p.—(Bicyclettes, n.a.é.)						
	Total Imports.... \$	8,708	4,618	5,685	43,009	53,237
	United Kingdom. \$	6,398	3,899	3,349	27,720	40,971
	United States.... \$	2,148	717	2,336	12,344	10,582
Bicycles and tricycles, iron or steel, parts of, including nickel or electro-plated parts imported by manufacturers for the manufacture of bicycles.—(Parties de bicyclettes ou de tricycles, en fer ou en acier, y compris les pièces nickelées ou plaquées importées par les fabricants de bicyclettes pour servir à la construction des bicyclettes.)						

IMPORTS into Canada for Consumption, etc.—Continued.

Articles and Countries from which Imported.	Months, 1929			Six Months ending September	
	July	August	September	1928	1929
VEHICLES—Concluded.					
VÉHICULES—fin.					
Cars, railway, box and flat.—(Wagons de chemin de fer, à marchandises, fourgons et plate-formes.)	Total importsNo. 50	17	7	118	166
	\$ 22,296	7,530	4,735	71,081	47,835
	United Kingdom.No.				
	United States.....No.	50	17	118	106
	\$ 22,296	7,530	4,735	71,081	47,835
Cars, railway, passenger.—(Wagons de chemin de fer, à voyageurs.)	Total importsNo. 3			11	6
	\$ 66,666			186,111	145,990
	United Kingdom.No.				
	United States.....No.	3		11	6
	\$ 66,666			180,111	145,990
Cars, railway, tank.—(Wagons-touffres ou wagons-citernes.)	Total importsNo. 5	3	1	155	68
	\$ 15,818	11,711	2,345	201,691	124,100
	United Kingdom.No.				
	United States.....No.	5	3	155	68
	\$ 15,818	11,711	2,345	201,691	124,100
Cars, railway, tram or horse.—(Wagons de chemin de fer—à bestiaux ou à charbon.)	Total importsNo.			19	
	\$			5,836	
	United Kingdom.No.				
	United States.....No.			19	
	\$			5,836	
Cars, other, n.o.p.—(Autres wagons, n.a.é.)	Total importsNo. 48	64	117	527	568
	\$ 6,059	23,217	20,144	170,853	134,873
	United Kingdom.No.	10	6	24	32
	\$ 535	279		952	3,089
	United States.....No.	15	40	503	429
	\$ 3,554	22,020	20,144	169,901	128,710
Cars, railway, parts of.—(Parties de wagons de chemin de fer.)	Total imports\$ 166,886	101,997	106,941	381,563	879,271
	\$ 5,692	4,127	816	24,908	41,650
	United States.....\$ 161,194	97,870	106,125	356,697	837,621
Motor cars for railways and tramways, and chassis, tops, wheels and bodies for the same, n.o.p.—(Voitures motrices pour chemin de fer et tramways, et châssis, capotes, roues et carrosseries des mêmes voitures, n.a.é.)	Total importsNo. 24	24	15	72	142
	\$ 8,768	9,715	21,685	51,052	69,764
	United Kingdom.No.	1			1
	\$		527		527
	United States.....No.	24	14	71	141
	\$ 8,768	9,715	21,158	51,002	69,237
Motor cycles or side cars therefor.—(Motocyclettes et leurs side-cars.)	Total importsNo. 277	130	135	967	1,683
	\$ 53,899	29,018	30,171	222,939	369,754
	United Kingdom.No.	86	27	115	319
	\$ 14,112	5,267	6,187	23,022	61,755
	United States.....No.	191	103	851	1,362
	\$ 39,787	23,751	23,989	199,690	307,730
Motor vehicles, n.o.p.—(Véhicules automobiles, n.a.é.)	Total importsNo. 15	5	5	54	53
	\$ 22,169	9,018	12,612	83,150	94,063
	United Kingdom.No.			7	
	\$			6,639	
	United States.....No.	15	5	47	52
	\$ 22,169	9,018	12,612	76,511	93,883
Motor cycle and motor vehicle parts, n.o.p.—(Parties de motocyclettes et de voitures automobiles, n.a.é.)	Total imports\$ 9,815	4,400	2,707	30,516	37,737
	\$ 5,404	2,600	37	5,564	18,785
	United States.....\$ 4,377	1,759	2,670	24,024	18,183
Tractors, n.o.p., and parts.—(Tracteurs, n.a.é., et pièces détachées.)	Total imports\$ 49	35	11	265	366
	\$ 105,410	84,937	28,583	545,136	798,128
	United Kingdom.No.				
	United States.....No.	49	35	265	366
	\$ 105,410	84,937	28,583	545,136	798,128
Tricycles, n.o.p.—(Tricycles, n.a.é.)	Total importsNo. 719	248	36	658	1,280
	\$ 2,923	2,278	189	1,911	7,699
	United Kingdom.No.	51	206		257
	\$ 607	1,651			2,258
	United States.....No.	668	42	36	658
	\$ 2,316	627	189	1,911	5,377
Total Vehicles.—(Total, véhicules.)	Total imports\$ 6,155,386	4,664,453	4,062,769	57,953,153	49,101,197
	\$ 95,846	64,305	37,022	383,161	477,175
	United States.....\$ 6,054,921	4,594,279	4,023,215	57,387,892	48,531,399

IMPORTATIONS au Canada pour consommation, etc.—*Suite.*

Articles et pays de provenance.	Mois, 1929			Six mois terminés avec septemb.		
	Juillet	Août	Septembre	1928	1929	
OTHER IRON AND ITS PRODUCTS.						
AUTRES OBJETS EN FER.						
Anchors for vessels.—(Ancres de vais-seaux.)	Total Imports .Cwt.	255	613	334	2,719	3,139
	\$	1,591	3,482	1,988	17,906	18,380
	United Kingdom.Cwt.	127	153	300	1,616	2,079
	\$	491	869	1,290	8,878	10,322
United States....Cwt.	\$	128	82	78	668	682
	\$	1,100	851	698	7,259	6,299
Articles, n.o.p., which enter into the cost of the manufacture of goods (chiefly agricultural implements) enumerated in tariff items 445, 446, 446h, 447h, 448 and 591, when imported by manufacturers of such goods for use in such manufacture.—	Total Imports ... \$	265,610	220,698	173,176	1,779,377	1,806,650
	United Kingdom. \$	12,987	6,018	3,501	18,498	61,817
	United States.... \$	251,802	212,784	169,375	1,752,078	1,811,135
	Sweden..... \$	821	6,896	11,456
(Articles, n.a.é., entrant dans le coût de la fabrication des marchandises (principalement instruments aratoires) énumérés au tarif des douanes sous les nos 445, 446, 446h, 447h, 448 et 591, lorsqu'ils sont importés par les fabricants pour servir à cet usage.)						
Balls, steel, adapted for use on bearings of machinery and vehicles.—(Billes en acier, pour les coussinets de machines et véhicules.)	Total Imports ... \$	3,900	3,887	2,000	18,736	26,262
	United Kingdom. \$	1,634	2,268	58	3,498	8,643
	United States.... \$	2,136	968	958	9,941	13,060
	Sweden..... \$	131	651	984	5,294	4,553
Bayonets, swords, fencing foils and masks. (Balonnettes, sabres, fleurets et masques d'escrime.)	Total Imports ... \$	497	1,154	92	6,116	4,211
	United Kingdom. \$	330	735	26	3,053	1,823
	United States.... \$	167	66	1,834	788
Cream separator materials, which enter into the construction and form part of cream separators, when imported by manufacturers of cream separators to be used in the manufacture thereof, and articles of metal for use in the manufacture of cream separator parts.—(Matériaux entrant dans la fabrication des écrémeuses, lorsqu'ils sont importés par les fabricants de ces articles pour les besoins de leur fabrication, et objets métalliques servant à la fabrication des pièces ou parties pour les écrémeuses.)	Total Imports ... \$	922	244	572	245,628	82,022
	United Kingdom. \$	17
	United States.... \$	922	244	572	245,606	82,022
Drums, cylinders, barrels and tanks, n.o.p., of iron and steel.—(Réservoirs, barils et cylindres et barillets en fer et en acier, n.a.é.)	Total Imports ... \$	180,582	155,271	168,765	741,748	1,033,240
	United Kingdom. \$	6,865	6,690	5,845	28,363	40,055
	United States.... \$	149,530	129,473	141,705	598,292	894,121
	British Guiana.... \$	4,050	9,325	6,555	15,370	30,130
	Barbados..... \$	1,230	2,655	1,200	7,020	10,336
	Trinidad&Tobago \$	1,110	440	1,090	6,733	4,660
	Other Br. W. I.... \$	1,370	486	561	4,636	5,092
	Newfoundland.... \$	9,400	1,365	1,148	32,290	13,511
	France..... \$	59	66	54	22,958	268
	Germany..... \$	3,657	772	7,073	14,484	14,622
Furniture, house, office, cabinet or store, of metal, in parts or finished.—(Meubles de ménage, de bureau, de cabinet ou de magasin, en métal, complets ou non montés.)	Total Imports ... \$	101,237	117,938	127,830	578,867	808,853
	United Kingdom. \$	2,239	5,259	4,231	16,291	22,002
	United States.... \$	98,214	109,954	118,877	557,042	766,657
Gas buoys—Articles for the manufacture of gas buoys and gas beacons for the Government of Canada, or for export.—	Total Imports ... \$	3,012	2,292	402	65,270	32,054
	United Kingdom. \$	1,435
	United States.... \$	3,012	2,292	402	62,264	27,061
	(Bouées à gaz—Articles pour la fabrication des bouées à gaz ou de balises à gaz pour le gouvernement du Canada ou pour l'exportation.)					
All materials or parts in the rough, unfinished, and screws, nuts, bands and springs, and steel for rough unfinished parts, to be used in rifles to be manufactured for the Government of Canada.	Total Imports ... \$
	United Kingdom. \$
	United States.... \$
(Toutes matières premières ou pièces à l'état brut, non finies, et vis, écrous, bandes et ressorts, et acier non ouvré, employés dans la fabrication des fusils destinés au gouvernement canadien.)						

IMPORTATIONS au Canada pour consommation, etc.—*Suite.*

Articles et pays de provenance.	Mois, 1929			Six mois terminés avec septembre	
	Juillet	Août	Septembre	1928	1929
manches de parapluies, parasols et ombrelles ou pour cannes importées par les fabricants de ces articles, pour servir exclusivement à cet usage, dans leurs propres manufactures.)					
Safes, and doors for safes and vaults.— (Coffres-forts et portes de coffres-forts et de voutes de sureté.)	Total Imports... \$ 10,648	14,457	7,721	73,122	80,353
	United Kingdom. \$			37	
	United States..... \$	14,457	7,721	73,085	80,353
Switches, frogs, crossings and inter-sections for railways.—(Aiguilles, rails de croisements, traverses et inter-sections de voies ferrées.)	Total Imports... \$ 12,617	12,070	20,441	47,066	73,286
	United Kingdom. \$			4,200	2,525
	United States..... \$	10,936	10,050	42,866	70,761
Sad or smoothing, hatters' and tailors' irons, not plated.—(Fers à repasser, de chapeliers et de tailleurs, non plaqués.)	Total Imports... \$ 112	109	19	1,245	431
	United Kingdom. \$			438	
	United States..... \$	109	19	723	431
Scales, balances, weighing beams and strength testing machines of all kinds, n.o.p.—(Balances, bascules, machines à peser et à éprouver la force de résistance, de toutes sortes, n.a.é.)	Total Imports... \$ 52,829	91,921	41,692	272,979	317,554
	United Kingdom. \$	4,481	5,875	334	12,252
	United States..... \$	48,026	85,946	40,536	205,767
Spade and shovel blanks, and iron or steel cut to shape for the same.—(Ebauches de pelles et de bêches, et fer ou acier coupé de dimension pour cet usage.)	Total Imports... Doz.				
	United Kingdom. Doz.				
	United States.... Doz.				
Steel wool.—(Laine d'acier.)	Total Imports... \$ 3,983	3,213	3,541	24,207	25,366
	United Kingdom. \$				
	United States..... \$	3,983	3,213	23,919	25,366
Stoves, gas.—(Poêles à gaz.)	Total Imports... No. 458	1,680	471	5,041	4,804
	\$ 10,347	26,029	12,102	131,238	104,811
	United Kingdom. No.	5	56	73	61
	\$	307	1,343	1,632	1,650
	United States.... No.	453	1,624	4,747	4,743
	\$	10,040	24,686	12,102	132,606
Stoves of all kinds, for coal, wood, oil or spirits.—(Poêles de tous genres, à charbon, à bois, à pétrole ou à alcool.)	Total Imports... \$ 62,278	55,862	45,984	330,367	324,886
	United Kingdom. \$	89	80	5,041	723
	United States..... \$	61,669	55,062	45,485	320,033
Stove urns of metal, and dovetails, chaplets and hinge tubes of tin for use in the manufacture of stoves.—(Bouilloires de poêles en métal et pièces d'étain en forme de queue d'aronde, moules ou charnières entrant dans la fabrication des poêles.)	Total Imports... \$ 3,364	2,882	1,634	14,781	17,898
	United Kingdom. \$				
	United States..... \$	3,364	2,882	1,634	14,781
Valves, n.o.p.—(Valves, n.a.é.)	Total Imports... \$ 120,140	142,460	163,324	416,423	715,046
	United Kingdom. \$	3,359	4,332	10,330	25,929
	United States..... \$	115,744	137,464	91,051	389,288
Window shade or blind rollers.—(Rouleaux de stores.)	Total Imports... \$ 5,417	4,200	5,289	28,554	38,774
	United Kingdom. \$			75	
	United States..... \$	2,907	2,097	2,267	14,440
	Sweden..... \$	2,510	2,103	3,022	14,040
Manufactured articles of iron or steel or brass, which at the time of their importation are of a class or kind not made in Canada, imported for use in construction or equipment of ships or vessels.— (Articles manufacturés, en fer, en acier ou en bronze, qui au moment de leur importation sont d'une catégorie ou d'un genre non fabriqués au Canada, et qui sont importés pour servir à la construction ou au grément des vaisseaux ou navires.)	Total Imports... \$ 172,376	140,296	276,350	835,442	1,437,556
	United Kingdom. \$	10,138	21,778	28,700	93,159
	United States..... \$	158,650	111,999	232,381	668,231
	Sweden..... \$	148	1,425	3,194	32,876
Manufactures, articles or wares of iron or steel, or of which iron or steel (or either) are the component materials of chief value, n.o.p.—(Articles ou objets en fer ou en acier, dont l'un ou l'autre de ces métaux ou les deux réunis composent l'élément de plus grande valeur, n.a.é.)	Total Imports... \$ 1,621,076	1,589,228	1,202,891	6,555,494	8,415,223
	United Kingdom. \$	86,408	74,554	67,593	421,015
	United States..... \$	1,498,984	1,468,291	1,117,150	5,998,157
	France..... \$	6,787	5,961	4,843	26,899
	Germany..... \$	17,407	29,066	8,357	66,749
Recapitulation—Iron and its Products.— (Récapitulation—Fer et ses produits.)	Total Imports... \$ 30,426,695	27,436,265	22,049,621	184,470,379	188,536,642
	United Kingdom. \$	2,631,706	1,835,829	1,745,861	9,352,568
	United States..... \$	26,590,832	24,487,789	19,302,106	190,517,153

IMPORTS into Canada for Consumption, etc.—Continued.

Articles and Countries from which Imported.		Months, 1929			Six Months ending September	
		July	August	September	1928	1929
NON-FERROUS METALS AND THEIR PRODUCTS.						
MÉTAUX NON FERREUX ET LEURS PRODUITS.						
ALUMINIUM AND ITS PRODUCTS.						
ALUMINIUM ET SES DÉRIVÉS.						
Alumina.—(Alumine.)	Total Imports...Cwt.		1,455	2,601	136	6,020
	\$		3,650	5,465	398	13,739
	United Kingdom...Cwt.					
United States....Cwt.	\$		1,455	2,601	1	6,020
	\$		3,650	5,465	24	13,739
	\$					
Bauxite, ore.—(Bauxite, mineral.)	Total Imports...Cwt.	181,067	216,480	456,431	1,773,092	1,364,547
	\$	223,708	257,873	390,413	1,936,877	1,511,830
	United Kingdom...Cwt.					
United States....Cwt.	\$	181,067	174,800	228,091	1,008,001	1,062,527
	\$	223,708	249,258	347,988	1,803,481	1,451,790
	\$					
Cryolite or kryolite (ore.)—(Cryolithe (minéral).)	Total Imports...Cwt.	94	43	116	66,278	1,265
	\$	705	351	1,059	292,196	10,691
	United Kingdom...Cwt.					
United States....Cwt.	\$	94	43	116	9,346	1,265
	\$	709	351	1,059	64,323	10,691
	\$					
Aluminium in ingots or blocks.—(Aluminium en lingots ou en blocs.)	Total Imports...Lb.	30,145	10,578	22,028	76,073	115,858
	\$	7,054	4,335	7,167	19,386	28,966
	United Kingdom...Lb.	18,129	8,006	16,982	15,004	69,022
United States....Lb.	\$	4,320	3,808	5,704	4,420	19,219
	\$	12,010	1,672	5,046	60,409	46,836
	\$	2,714	516	1,403	14,966	9,747
Aluminium in bars and rods.—(Aluminium en barres et en baguettes.)	Total Imports...Lb.	15,162	15,100	8,314	132,619	244,285
	\$	5,433	5,335	2,668	43,314	72,944
	United Kingdom...Lb.	1,489	3,777	250	23,012	30,710
United States....Lb.	\$	496	1,219	173	6,652	9,296
	\$	13,074	11,323	8,064	109,577	213,575
	\$	4,927	4,143	2,495	30,602	63,645
Aluminium in sheets, strips or plates.—(Aluminium en plaques, bandelettes ou tôles.)	Total Imports...Lb.	32,945	43,907	31,742	501,583	222,466
	\$	9,838	14,593	11,623	143,954	71,640
	United Kingdom...Lb.	29,325	30,400	10,359	434,946	143,419
United States....Lb.	\$	7,735	9,363	2,817	122,141	42,013
	\$	3,621	13,507	18,423	58,427	70,415
	\$	2,103	5,229	8,068	19,632	27,280
Aluminium in ingots, blocks, bars, rods, strips, sheets or plates.—(Aluminium en lingots, blocs, baguettes, bandelettes, plaques ou tôles.)	Total Imports...Lb.					
	\$					
	United Kingdom...Lb.					
United States....Lb.	\$					
	\$					
	\$					
Aluminium leaf or foil.—(Aluminium en feuilles minces.)	Total Imports...Lb.	17,845	10,666	12,702	93,289	76,737
	\$	850	510	4,402	43,174	7,598
	United Kingdom...Lb.	919	15	694	14,540	5,727
Germany.....Lb.	\$	14,747	6,732	4,170	33,987	49,345
	\$					
	\$					
Aluminium tubing in lengths of not less than 6 feet, not bent, polished or otherwise manufactured.—(Tubes d'aluminium, longs d'au moins 6 pieds, ni courbés, ni polis, ni autrement façonnés.)	Total Imports...Lb.	2,796	3,561	5,656	30,287	65,032
	\$	3,678	2,676	2,609	16,008	31,439
	United Kingdom...Lb.	2,328	1,362	943	127	5,047
United States....Lb.	\$	1,815	1,302	1,019	237	4,271
	\$	5,358	2,199	4,713	30,160	59,985
	\$	1,804	1,374	1,590	15,772	27,159
Aluminium kitchen or household hollow-ware, n.o.p.—(Ustensiles de cuisine ou de ménage en aluminium, n.a.é.)	Total Imports...Lb.	23,406	33,682	34,231	127,467	188,511
	\$	759	1,066	1,565	5,489	7,281
	United Kingdom...Lb.	20,720	29,734	26,425	115,488	169,021
Aluminium, manufactures of, n.o.p.—(Articles en aluminium, n.a.é.)	Total Imports...Lb.	126,341	102,382	113,655	622,012	718,159
	\$	1,376	1,614	1,007	18,861	10,874
	United States....Lb.	122,180	96,590	110,793	578,067	685,092
Germany.....Lb.	\$	2,400	3,002	207	18,401	14,817
	\$					
	\$					
Total Aluminium and Its Products.—(Total, aluminium et ses dérivés.)	Total Imports...Lb.	416,981	435,558	590,571	3,291,892	2,724,647
	\$	17,351	18,877	18,747	200,974	100,576
	United States....Lb.	379,850	390,860	505,980	2,662,955	2,463,891

IMPORTATIONS au Canada pour consommation, etc.—*Suite.*

Articles et pays de provenance.	Mois, 1929			Six mois terminés avec septembre		
	Juillet	Août	Septembre	1928	1929	
BRASS AND ITS PRODUCTS.						
LAITON ET SES DÉRIVÉS.						
Brass in blocks, ingots or pigs.—(Bronze en blocs, en lingots ou en saumons.)	Total Imports.. Cwt.	1,036	78	485	4,416	5,018
	\$	17,524	1,420	7,507	56,325	89,867
	United Kingdom Cwt	347	45	287	287	469
	\$	6,500	584	5,571	5,571	8,721
United States... Cwt	\$	689	33	485	4,129	4,549
	\$	11,024	836	7,507	50,754	81,146
	Total Imports.. Cwt.	2,175	1,437	1,575	13,562	12,335
	\$	31,070	16,735	18,828	136,728	170,087
Brass, scrap.—(Vieux bronze et rognures de bronze.)	United Kingdom Cwt	90	224	99	99	99
	\$	494	3,182	494	3,182	494
	United States... Cwt	2,175	1,434	1,474	11,667	11,750
	\$	31,070	16,732	18,324	118,858	165,206
Brass caps, adapted for use in the manufacture of electric batteries.—(Capsules de laiton, pour la fabrication des batteries électriques.)	Total Imports... \$	703	1,279	1,497	5,726	6,489
	United Kingdom \$	703	1,279	1,407	5,726	6,489
	United States... \$	703	1,279	1,407	5,726	6,489
	\$	703	1,279	1,407	5,726	6,489
Brass cups, being rough blanks, for the manufacture of paper shells or cartridges, when imported by manufacturers of brass and paper shells and cartridges for use exclusively in the manufacture of such articles in their own factories.—(Calots en laiton, à l'état d'ébauche, pour la fabrication des cartouches, importés par les fabricants de cartouches pour servir à cet usage exclusif dans leurs propres manufactures.)	Total Imports... \$	10,273	36,626	17,021	81,239	88,697
	United Kingdom \$	6,067	4,007	23,498	12,192	12,192
	United States... \$	10,273	30,539	12,924	57,741	76,505
	\$	10,273	30,539	12,924	57,741	76,505
Brass in bars and rods, in coils or otherwise, not less than 6 feet in length.—(Barres et baguettes en laiton, en rouleaux ou autrement, n'ayant pas moins de 6 pieds de longueur.)	Total Imports.. Cwt.	985	556	473	4,764	4,147
	\$	18,188	12,283	9,571	85,090	81,036
	United Kingdom Cwt	587	140	177	1,774	1,879
	\$	10,359	2,661	2,861	26,501	32,368
United States... Cwt	\$	398	416	295	2,990	2,268
	\$	7,829	9,632	6,710	58,529	51,168
	Total Imports.. Cwt.	764	535	507	9,689	5,075
	\$	19,624	12,560	13,069	175,534	124,041
Brass in strips, sheets or plates, not polished, planished or coated.—(Laiton en bandelettes, tôles ou plaques, non polies, ni planées, ni plaquées.)	United Kingdom Cwt	191	48	187	621	1,253
	\$	4,407	1,025	4,437	12,523	28,659
	United States... Cwt	573	487	320	9,168	8,822
	\$	15,217	11,535	8,572	163,011	99,382
Brass tubing, not polished, bent or otherwise manufactured, in lengths not less than 6 feet.—(Tubes de laiton, ni polis, ni courbés, ni autrement façonnés, en longueurs d'au moins 6 pieds.)	Total Imports... Lb.	354,264	308,041	257,525	1,746,497	2,005,671
	\$	79,030	76,087	62,366	348,786	501,577
	United Kingdom Lb.	103,761	82,576	27,061	327,461	519,029
	\$	25,545	19,264	6,363	70,081	124,577
United States... Lb.	\$	247,305	225,465	230,464	1,398,151	1,466,461
	\$	52,780	50,823	56,003	311,683	373,129
	Total Imports... \$	6,777	4,654	3,021	20,679	25,832
	United Kingdom \$	6,777	4,654	3,021	20,679	25,832
United States... \$	Total Imports... \$	3,681	888	2,981	16,462	17,270
	United Kingdom \$	85	698	145	698	145
	United States... \$	3,596	888	2,981	16,164	16,625
	\$	3,596	888	2,981	16,164	16,625
Valves, brass.—(Vannes en bronze.)	Total Imports... \$	54,679	49,855	44,479	213,294	367,957
	United Kingdom \$	234	19	604	2,830	1,725
	United States... \$	53,996	48,922	42,641	210,830	298,012
	\$	53,996	48,922	42,641	210,830	298,012
Water meters, brass.—(Compteurs à eau, n. s. s.)	Total Imports... No.	339	164	373	1,279	1,849
	\$	5,174	5,647	8,488	15,351	34,364
	United Kingdom No	310	50	317	914	1,003
	\$	3,748	2,420	7,005	9,129	22,104
United States... No	\$	29	114	58	365	846
	\$	1,420	3,227	1,483	6,222	12,260
	Total Imports... Lb.	21,601	25,655	32,550	194,921	216,024
	\$	6,801	7,646	9,592	49,132	62,980
United Kingdom Lb.	\$	4,772	560	6,846	24,708	27,399
	\$	1,541	182	1,956	8,208	8,299
	United States... Lb.	16,829	25,095	25,704	170,213	188,625
	\$	5,260	7,964	7,696	40,914	54,681

IMPORTS into Canada for Consumption, etc.—Continued.

Articles and Countries from which Imported.	Months, 1929			Six Months ending September		
	July	August	September	1928	1929	
BRASS AND ITS PRODUCTS—Concluded.						
LAITON ET SES DÉRIVÉS—fin						
Wire cloth, or woven wire of brass, n.o.p.— (Treillis ou toile métallique en fil de laiton, n.a.é.)	Total imports.... \$	4,053	5,730	7,418	23,670	32,358
	United Kingdom... \$	1,471	4,557	6,739	12,455	20,268
	United States.... \$	1,659	1,173	679	7,041	9,503
	Germany..... \$	811			2,479	1,843
Manufactures of brass, n.o.p.—(Articles et objets en laiton, n.a.é.)	Total imports.... \$	356,351	324,111	320,960	1,819,816	2,056,460
	United Kingdom... \$	48,790	33,059	26,250	165,065	173,058
	United States.... \$	273,496	252,847	253,169	1,433,312	1,669,586
	France..... \$	8,214	6,720	16,436	51,124	56,946
	Germany..... \$	14,931	16,145	9,618	66,298	70,112
Total Brass and Its Products.—(Total laiton et ses dérivés.)	Total imports.... \$	614,128	554,041	526,648	3,639,216	3,696,015
	United Kingdom... \$	102,680	69,838	60,836	339,302	433,110
	United States.... \$	475,112	445,971	423,027	2,501,413	2,939,524
COPPER AND ITS PRODUCTS.						
CUIVRE ROUGE ET SES DÉRIVÉS.						
Copper ore and concentrates.—(Mineral de cuivre et concentrés.)	Total imports... Cwt.					
	United Kingdom... Cwt.					
	United States... Cwt.					
Copper, precipitate of, crude.—(Précipité de cuivre, à l'état naturel.)	Total imports... Lb.				3,825	
	United Kingdom... Lb.				102	
	United States... Lb.				3,825	
Copper, in blocks, pigs or ingots.—(Cuivre en blocs, saumons ou lingots.)	Total imports... Cwt.	7,462	14,740	10,114	47,879	66,379
	United Kingdom... Cwt.	135,411	267,901	183,604	709,057	1,265,836
	United States... Cwt.	7,462	14,740	10,114	47,879	66,379
	\$	135,441	267,901	183,604	709,057	1,265,836
Copper, scrap.—(Rognures de cuivre.)	Total imports... Cwt.	740	993	6	29,548	9,842
	United Kingdom... Cwt.	12,130	14,665	59	415,588	166,898
	United States... Cwt.	620	854	6	3,230	1,504
	\$	10,543	14,123	59	29,271	8,741
	\$				412,004	153,355
Copper, in bars or rods, when imported by manufacturers of trolley, telegraph and telephone wires, electric wires and elec- tric cables, for use only in the manufac- ture of such articles in their own factor- ies; also copper bars for use only in the manufacture of rods to be used exclusi- vely in the manufacture of electrical con- ductors, and copper rods for such manu- facture, the individual units of such electrical conductors not exceeding the area of No. 7-0 gauge conductor.— (Cuivre en barres et en baguettes, imp- porté par les fabricants de fils de télé- phone, de télégraphe, de lignes de tram- ways, de fils électriques et câbles élec- triques pour servir exclusivement à cette fabrication, dans leurs propres manufac- tures, aussi barres de cuivre devant être transformées en baguettes pour servir exclusivement à la fabrication de conduc- teurs électriques et baguettes en cuivre pour le même usage, les unités indivi- duelles de ces conducteurs électriques ne pouvant excéder le calibre 7-0.)	Total imports... Cwt.	58,559	47,717	46,345	163,637	292,524
	United Kingdom... Cwt.	1,090,492	871,935	846,367	2,462,043	5,547,575
	United States... Cwt.	58,559	47,717	46,345	162,635	292,024
	\$	1,090,492	871,935	846,367	2,446,300	5,539,389
Copper, in bars and rods, in lengths of not less than 6 feet, unmanufactured.— (Baguettes et barres de cuivre, en lon- gueurs d'au moins 6 pieds, non ouvrées.)	Total imports... Cwt.	463	465	982	2,625	3,519
	United Kingdom... Cwt.	10,004	8,489	23,458	48,229	84,687
	United States... Cwt.	463	465	982	2,599	3,502
	\$	10,004	8,489	23,126	47,699	84,355

IMPORTATIONS au Canada pour consommation, etc.—Suite.

Articles et pays de provenance.	Mois, 1929			Six mois terminés avec septembre		
	Juillet	Août	Septembre	1928	1929	
Copper in strips, sheets or plates, not polished, planished or coated.—(Cuivre en bandelettes, tôles ou plaques, ni polies, ni planées, ni plaquées.)	Total Imports...Cwt.	1,251	1,023	2,344	13,556	13,908
	\$	34,910	28,553	61,497	267,345	311,777
	United Kingdom.Cwt.	340	138	189	1,050	1,725
	\$	9,015	3,745	4,739	24,575	49,308
Copper tubing, in lengths of not less than 6 feet, and not polished, bent or otherwise manufactured.—(Tubes en cuivre, d'une longueur d'au moins 6 pieds, ni polis, ni courbés ni autrement façonnés.)	Total Imports....Lb.	246,894	146,724	199,453	1,554,947	1,437,785
	\$	68,504	41,771	52,469	367,592	335,467
	United Kingdom.Lb.	11,491	21,709	8,702	108,312	162,962
	\$	3,575	6,239	2,518	38,260	45,907
Copper rollers adapted for use in calico printing.—(Rouleaux de cuivre servant à l'impression du calico.)	Total Imports.... \$	10,941	924	508	9,744	21,514
	United Kingdom. \$	10,681	924	483	8,729	19,305
	United States..... \$	260	25	1,015	2,209
	\$
Copper wire, single or several, covered with cotton, linen, silk, rubber or other material, including cable so covered. (Fil de cuivre, simple ou à plusieurs brins, recouvert de coton, de toile, de soie, de caoutchouc ou d'autres substances, et câbles ainsi recouverts.)	Total Imports.... \$	51,091	56,315	52,995	359,832	373,116
	United Kingdom. \$	5,406	2,511	17,849	29,632	75,676
	United States..... \$	45,685	49,834	34,288	330,731	292,108
	\$
Copper wire, plain, tinned or plated.—(Fil de cuivre uni, étamé ou plaqué.)	Total Imports....Lb.	68,701	169,435	95,534	397,732	673,626
	\$	20,846	31,961	29,285	96,990	166,753
	United Kingdom.Lb.	90	60	90	168,002
	\$	19	20	19	42,710
Copper wire cloth or woven wire of copper. (Treillis ou toile métallique en fil de cuivre.)	Total Imports.... \$	1,131	277	1,067	9,297	6,396
	United Kingdom. \$	958	2,223	1,393
	United States..... \$	1,131	277	109	7,074	4,993
	\$
Copper, manufactures of, n.o.p.—(Articles et objets en cuivre, n.a.é.)	Total Imports.... \$	112,557	102,145	112,851	487,306	646,912
	United Kingdom. \$	2,240	8,060	1,711	24,693	10,874
	United States..... \$	109,276	92,069	109,995	446,621	662,563
	\$
Total Copper and its Products.—(Total, cuivre rouge et ses dérivés.)	Total Imports.... \$	1,547,957	1,424,036	1,355,160	5,224,035	9,659,921
	United Kingdom. \$	30,936	21,499	28,590	131,934	250,009
	United States..... \$	1,514,157	1,395,930	1,324,040	5,068,513	8,774,991
	\$
LEAD AND ITS PRODUCTS—PLOMB ET SES DÉRIVÉS.						
Lead, pig and block.—(Plomb en blocs et en saumons.)	Total Imports....Lb.	169,698	52,874	167,973	209,486	627,449
	\$	9,995	3,116	8,850	13,187	36,247
	United Kingdom.Lb.	100,912	44,859	167,973	102,295	481,757
	\$	5,280	2,291	8,850	5,002	35,346
Lead, old and scrap.—(Vieux plomb et rognures de plomb.)	Total Imports....Lb.	68,776	8,015	107,221	145,692
	\$	4,706	825	8,185	10,901
	United States.....Lb.
	\$
Lead, bars and sheets.—(Plomb en barres et en feuilles.)	Total Imports....Lb.	2,413	16,738	32,096	193,349	114,667
	\$	155	944	1,916	7,184	7,899
	United Kingdom.Lb.	2,283	16,285	31,243	49,734	107,429
	\$	139	856	1,831	2,729	6,821
Pipe, lead.—(Tuyaux en plomb.)	Total Imports....Lb.	5,818	10,334	156,478	45,124
	\$	527	741	11,227	3,677
	United Kingdom.Lb.	5,020	10,334	109,114	35,920
	\$	480	741	8,053	2,638
Shot and bullets, lead.—(Balles et chevrotines en plomb.)	Total Imports....Lb.	375	310	6,932	10,769
	\$	34	37	899	1,164
	United Kingdom.Lb.	380	3,180
	\$	125	303
United States.....Lb.	Total Imports....Lb.	375	310	6,553	7,583
	\$	34	37	774	861
	United States.....Lb.
	\$

IMPORTS into Canada for Consumption, etc.—Continued.

Articles and Countries from which Imported.	Months, 1929			Six Months ending September	
	July	August	September	1928	1929
LEAD AND ITS PRODUCTS—Concluded.					
PLOMB ET SES DÉRIVÉS—fin.					
Tea lead.—(Feuilles de plomb pour l'emballage du thé.)	Total imports ... Lb. \$	2,240		18,370	4,480
	\$	195		1,617	568
	United Kingdom..Lb.	2,240		17,920	4,480
	\$	195		1,583	568
	United States....Lb.			450	
	\$			34	
Manufactures of lead, n.o.p.—(Articles et objets en plomb, n.a.é.)	Total imports ... \$	34,812	25,522	23,958	176,668
	United Kingdom. \$	16,751	9,788	7,355	63,903
	United States.... \$	11,942	7,455	6,426	63,013
	France..... \$	66	483	4,299	19,250
Total Lead and its Products.—(Total, plomb et ses dérivés.)	Total imports ... \$	45,189	39,039	37,562	215,917
	United Kingdom. \$	22,559	13,130	19,057	86,407
	United States.... \$	16,664	8,630	6,548	76,972
					65,343
NICKEL AND ITS PRODUCTS.					
NICKEL ET SES DÉRIVÉS.					
Nickel, nickel silver and German silver in ingots or blocks, n.o.p.—(Nickel, maillechort et argent allemand en lingots ou en saumons, n.a.é.)	Total imports ... Lb.	5,092	529	1,200	200,726
	\$	969	165	400	72,783
	United Kingdom..Lb.				191,820
	\$				69,420
	United States....Lb.	5,092	500	1,200	8,897
	\$	969	105	400	3,303
Nickel, in bars and rods, strips, sheets and plates.—(Nickel en barres et baguettes, lames, tôles et plaques.)	Total imports ... Lb.	90,087	35,363	45,956	351,643
	\$	25,803	14,387	15,905	119,946
	United Kingdom..Lb.				2,276
	\$				88
	United States....Lb.	90,087	35,363	45,956	349,367
	\$	25,803	14,387	15,905	119,098
Nickel silver and German silver in bars, rods, strips, sheets, plates or anodes.—(Argent allemand et maillechort en barres, baguettes, lames, plaques ou anodes.)	Total imports ... Lb.	11,083	11,438	8,802	102,487
	\$	4,816	4,712	2,644	31,649
	United Kingdom..Lb.	5,894	4,225	1,431	13,384
	\$	2,612	2,082	479	5,988
	United States....Lb.	5,139	7,213	7,371	89,103
	\$	2,204	2,630	2,165	25,661
Nickel chromium, in bars or rods not more than 1 in. in diameter, containing more than 60% nickel and more than 10% chromium, of a class or kind not manufactured in Canada, when imported by manufacturers of electric resistance wire and electric resistance strip or ribbon for use only in the manufacture of such articles in their own factories. (Nickel chromé, en barres ou baguettes, pas plus de 1 de pouce de diamètre, contenant plus de 60% de nickel et plus de 10% de chrome, d'une classe ou varié non fabriqué au Canada, importé par les manufacturiers de fil et de ruban de résistance électrique pour leur usage exclusif dans la fabrication de ces articles dans leurs manufactures.)	Total imports ... Lb.	5,879	6,569	5,500	29,449
	\$	5,906	6,339	5,500	30,333
	United Kingdom..Lb.				
	\$				
	United States....Lb.	5,879	6,569	5,500	29,449
	\$	5,906	6,339	5,500	30,333
German, Nevada and nickel silver, manufactures of, not plated.—(Articles en maillechort et en argent allemand non plaqués.)	Total imports ... \$	38,508	47,744	53,882	168,802
	United Kingdom. \$	3,766	4,454	4,332	16,324
	United States.... \$	34,359	43,205	49,355	149,136
Nickel-plated household hollow-ware.—(Batterie de cuisine, nickelée.)	Total imports ... \$	7,885	11,173	5,430	48,000
	United Kingdom. \$	5,175	6,548	3,453	9,540
	United States.... \$	2,637	3,995	1,939	33,333
Nickel-plated ware, n.o.p.—(Articles et objets nickelés, n.a.é.)	Total imports ... \$	263,044	244,875	247,491	1,191,420
	United Kingdom. \$	21,449	34,709	21,749	116,458
	United States.... \$	199,661	173,019	187,224	884,579
	France..... \$	3,828	3,469	2,298	14,291
	Germany..... \$	19,501	16,589	15,709	81,095
	Japan..... \$	5,806	10,222	11,580	38,015
	Switzerland.... \$	2,855	2,851	2,835	28,449
Total Nickel and its Products.—(Total, nickel et ses dérivés.)	Total imports ... \$	346,531	329,335	331,252	1,685,943
	United Kingdom. \$	38,002	47,793	30,013	218,578
	United States.... \$	271,539	249,680	269,488	1,245,502
					1,815,570

IMPORTATIONS au Canada pour consommation, etc.—*Suite.*

Articles et pays de provenance.	Mois, 1929			Six mois terminés avec septembre		
	Juillet	Août	Septembre	1928	1929	
PRECIOUS METALS AND THEIR PRODUCTS.						
MÉTAUX PRÉCIEUX ET LEURS DÉRIVÉS.						
Bullion fringe or gold fringe.—(Frange dorée.)	Total imports.... \$	1,536	3,493	2,019	24,781	15,889
	United Kingdom. \$	89	161	629	336
	United States..... \$	1,371	2,385	1,954	12,931	13,359
	France..... \$	76	857	65	11,222	2,113
Electro-plated ware and gilt ware, n.o.p.—(Articles et objets dorés et électro-plaqué, n.a.é.)	Total imports.... \$	125,601	102,652	107,871	664,319	898,105
	United Kingdom. \$	101,240	79,783	83,477	509,226	616,945
	United States..... \$	18,102	16,988	16,806	112,422	142,226
	France..... \$	1,646	2,710	1,528	13,171	23,269
Gold and silver sweepings.—(Cendres d'orfèvre.)	Total imports.... \$
	United Kingdom. \$
	United States..... \$
Gold, silver and Dutch or schlag metal leaf.—(Feuilles d'or, d'argent ou de clinquant.)	Total imports.... \$	11,114	11,493	5,196	67,421	66,624
	United Kingdom. \$	4,544	5,203	1,894	30,936	26,927
	United States..... \$	3,484	4,979	2,226	19,490	22,078
	Germany..... \$	3,086	1,221	1,266	16,951	16,719
Gold, manufactures of, n.o.p.—(Articles et objets en or, n.a.é.)	Total imports.... \$	4,359	9,478	6,498	20,482	35,011
	United Kingdom. \$	752	90	803	1,272
	United States..... \$	3,592	9,132	6,498	18,945	34,202
Medals of gold, silver or copper, and other metallic articles, actually bestowed as trophies or prizes, and received and accepted as honorary distinctions, and cups or other metallic prizes won in bona fide competitions.—(Médailles d'or, d'argent ou de cuivre et autres articles en métal décernés comme trophées ou prix ou acceptés à titre de distinction honorifique et coupes ou trophées similaires gagnés dans les concours.)	Total imports.... \$	3,116	6,034	2,863	8,190	14,598
	United Kingdom. \$	2,024	4,820	832	945	8,690
	United States..... \$	858	1,161	1,627	7,151	4,947
Platinum and black oxide of copper for use in the manufacture of chlorate and colours.—(Platine et oxyde noir de cuivre, pour la fabrication de chlorate et des couleurs.)	Total imports.... l.b.	25	50	25
	United Kingdom. l.b.	19	120	19
	United States..... l.b.	25	50	25
	\$	10	120	10
Platinum crucibles.—(Creusets en platine.)	Total imports.... \$	744	82	566	5,478	5,263
	United Kingdom. \$	542
	United States..... \$	744	82	566	5,478	4,134
Platinum retorts, pans, condensers, tubing and pipe, and preparations of platinum when imported by manufacturers of sulphuric acid for use exclusively in the manufacture or concentration of sulphuric acid in their own factories.—(Cornues, bassins, condenseurs, tubes et tuyaux en platine et préparations de platine, importés par les fabricants d'acide sulfurique pour la fabrication ou la concentration de l'acide sulfurique dans leurs propres fabriques.)	Total imports.... \$	3,562	880	3,502
	United Kingdom. \$
	United States..... \$	3,562	880	3,502
Platinum wire and platinum bars, strips, sheets or plates; platinum, palladium, iridium, osmium, ruthenium and rhodium, in lumps, ingots, powder, sponge or scrap.—(Fils, barres, languettes, feuilles ou plaques de platine; platine, palladium, iridium, osmium, ruthénium et rhodium, en blocs, lingots, poudre, mousse ou retailles.)	Total imports.... \$	8,360	11,208	8,495	60,173	68,013
	United Kingdom. \$	1,729
	United States..... \$	8,360	11,208	8,495	56,845	68,006
Silver and other coin, foreign, except gold. (Monnaies étrangères, en argent et autres métaux, l'or excepté.)	Total imports.... \$
	United Kingdom. \$
	United States..... \$
Silver in bars, blocks, ingots, drops, sheets or plates, unmanufactured.—(Argent en barres, saumons ou lingots, lames, feuilles ou plaques, non ouvré.)	Total imports.... \$	28,826	52,842	81,993	491,207	469,783
	United Kingdom. \$	13,023	5,747	21,222	18,770
	United States..... \$	85,803	52,842	76,246	469,961	451,013

IMPORTS into Canada for Consumption, etc.—Continued.

Articles and Countries from which Imported.	Months, 1929			Six Months ending September	
	July	August	September	1928	1929
PRECIOUS METALS AND THEIR PRODUCTS—Concluded. MÉTAUX PRÉCIEUX ET LEURS DÉRIVÉS—fin					
Silver, manufactures of, n.o.p., and articles consisting wholly or in part of sterling or other silverware.—(Articles en argent, n.a.é., et pièces d'argenterie, en métal pur, alliage ou plaqué.)	Total Imports... \$	41,816	30,772	25,180	177,198
	United Kingdom.	\$ 30,949	19,292	16,608	133,936
	United States.....	\$ 6,282	9,504	6,965	32,369
	Germany.....	\$ 903	1,792	2,366	6,415
					7,241
Total Precious Metals and Their Products (Total, métaux précieux et leurs dérivés.)	Total Imports... \$	275,511	231,372	241,691	1,529,249
	United Kingdom.	\$ 152,621	109,349	108,358	699,425
	United States.....	\$ 108,576	111,783	121,086	736,592
					852,176
					780,092
TIN AND ITS PRODUCTS—ÉTAIN ET SES DÉRIVÉS.					
Tin in blocks, pigs and bars.—(Étain en blocs, en saumons et en barres.)	Total Imports... Cwt.	5,338	3,246	2,816	29,434
	\$	243,194	153,959	130,718	1,541,518
	United Kingdom.Cwt.	811	962	1,091	11,827
	\$	35,954	44,684	49,907	572,529
	United States....Cwt.	3,967	2,278	1,725	14,101
	\$	180,371	109,275	80,811	771,513
	Sts. Settlements.Cwt.	560			3,170
	\$	26,869			180,277
					123,337
Tin foil.—(Cinquant d'étain)	Total Imports... Lb.	6,957	4,661	5,467	47,812
	\$	4,213	3,112	3,199	26,739
	United Kingdom.Lb.	20	108		606
	\$	10	97		304
	United States... Lb.	6,937	4,428	5,467	47,212
	\$	4,203	2,937	3,199	26,435
					23,520
Collapsible tubes.—(Tubes articulés.)	Total Imports... \$	5,435	8,659	1,546	25,978
	United Kingdom.	\$ 4,275	2,522	581	15,735
	United States.....	\$ 1,161	6,137	965	10,243
					11,514
Total Tin and its Products.—(Total, étain et ses dérivés.)	Total Imports... \$	252,843	165,730	135,463	1,594,235
	United Kingdom.	\$ 40,239	47,803	50,488	588,568
	United States.....	\$ 185,735	118,340	84,975	808,191
					888,247
ZINC AND ITS PRODUCTS—ZINC ET SES DÉRIVÉS.					
Zinc spelter.—(Zinc ou spelter.)	Total Imports... Lb.	518,138	162,119	104,237	859,866
	\$	32,584	10,480	6,218	51,723
	United Kingdom.Lb.				122,080
	\$				7,032
	United States....Lb.	518,138	162,119	2,237	714,350
	\$	32,584	10,480	179	43,317
					1,520,432
					97,365
Zinc in blocks, pigs, bars and rods.—(Zinc en blocs, saumons, barres et baguettes.)	Total Imports... Lb.	447			2,247
	\$	22			297
	United Kingdom.Lb.				
	\$				
	United States....Lb.	447			2,052
	\$	22			274
					447
					22
Zinc in sheets and plates.—(Zinc en tôles et en plaques.)	Total Imports... Lb.	644,399	762,152	745,513	4,259,020
	\$	49,139	64,769	58,838	313,613
	United Kingdom.Lb.	13,090	15,380		49,453
	\$	1,014	1,148		3,432
	United States....Lb.	297,573	545,562	415,061	1,891,418
	\$	25,957	49,953	37,438	158,330
	Belgium.....Lb.	333,736	201,210	330,452	2,313,065
	\$	22,168	13,668	21,400	151,501
					182,747
Zinc, seamless drawn tubing.—(Tubes en zinc étiré, sans soudures.)	Total Imports... Lb.				
	\$				
	United Kingdom.Lb.				
	\$				
	United States....Lb.				
	\$				
Zinc dust.—(Poussière de zinc.)	Total Imports... Lb.	14,914	41,016	20,298	176,547
	\$	798	4,707	2,328	17,529
	United Kingdom.Lb.				
	\$				
	United States....Lb.	2,925	44,010	20,298	176,547
	\$	318	4,707	2,328	17,529
					273,936
					18,570
Zinc, manufactures of, n.o.p.—(Articles et objets en zinc, n.a.é.)	Total Imports... \$	15,900	11,527	10,421	80,341
	United Kingdom.	\$ 44	7	168	1,678
	United States.....	\$ 15,398	11,187	10,062	77,813
					73,792
Total Zinc and its Products.—(Total, zinc et ses dérivés.)	Total Imports... \$	94,443	91,483	77,805	463,503
	United Kingdom.	\$ 1,058	1,155	168	12,142
	United States.....	\$ 74,279	76,327	50,007	297,293
					373,338

IMPORTATIONS au Canada pour consommation, etc.—*Suite.*

Articles et pays de provenance.	Mois, 1929			Six mois terminés avec septembre	
	Juillet	Août	Septembre	1928	1929
OTHER NON-FERROUS METAL PRODUCTS.					
AUTRES MÉTAUX NON FERREUX ET LEURS PRODUITS.					
Alloys, n.o.p.—Alliages, n.a.é.					
Babbit metal in blocks, bars, plates and sheets.—(Métal antifriction en blocs, barres, plaques et tôles.)	Total Imports... Cwt. \$	26 33	62	790	390
		706 1,414	1,494	3,764	12,185
	United Kingdom Cwt. \$		23	585	55
	United States... Cwt. \$	26 1,087	62	3,417	2,380
		706 327	1,494	5,347	9,815
Britannia metal in blocks, pigs or bars.—(Métal anglais en blocs, saumons ou barres.)	Total Imports... Cwt. \$	1 10		19	21
		24 318		564	662
	United Kingdom Cwt. \$				
	United States... Cwt. \$	1 10		19	21
		24 318		564	662
Britannia metal, manufactures of, not plated.—(Articles et objets en métal anglais, non plaqué.)	Total Imports... \$	1,837	1,439	1,247	15,595
	United Kingdom... \$	812	223	674	9,819
	United States... \$	649	1,103	529	3,207
Phosphor tin and phosphor bronze, in blocks, bars, plates, sheets and wire.—(Étain phosphoré et bronze phosphoré, en blocs, barres, plaques, tôles et fil.)	Total Imports... Lb. \$	98,008 38,088	54,372 21,488	78,373 31,118	370,867 142,751
	United Kingdom... Lb. \$	10,460 5,327	7,139 3,151	33,244 12,061	126,921 44,296
	United States... Lb. \$	76,872 26,785	34,389 13,535	40,710 16,493	209,192 85,278
	Germany... Lb. \$	10,676 3,976	12,844 4,782	4,419 1,564	34,854 13,177
Yellow metal in bars, bolts and sheets, for use in the construction or repairs of vessels.—(Alliage de cuivre et de zinc en barres, boulons ou tôles, servant à la construction ou à la réparation des navires.)	Total Imports... Cwt. \$	53 1,155		22 469	65 1,131
	United Kingdom Cwt. \$			23	
	United States... Cwt. \$	53 1,155		400 22	42 95
				731	2,165
Total Alloys, n.o.p.—(Total, alliages, n.a.é.)	Total Imports... \$	39,810	24,630	31,328	168,965
	United Kingdom... \$	6,139	4,461	12,735	57,932
	United States... \$	29,316	15,283	18,985	95,127
CLOCKS AND WATCHES.					
HORLOGES ET MONTRES.					
Clocks.—(Horloges.)	Total Imports... \$	95,426	91,632	79,144	469,344
	United Kingdom... \$	3,857	7,095	3,261	19,528
	United States... \$	26,155	29,436	28,530	138,554
	France... \$	4,906	4,156	2,245	15,162
	Germany... \$	54,102	39,887	36,622	247,113
	Italy... \$	3,218	6,928	5,493	34,549
Clock and watch keys, clock movements and clock cases.—(Cleps de montres et d'horloges, mouvements et boîtes d'horloges.)	Total Imports... \$	13,759	10,302	11,716	79,718
	United Kingdom... \$	1,540	955	213	4,644
	United States... \$	10,215	8,651	8,932	61,836
	Germany... \$	1,815	508	2,173	12,248
Time recorders and parts.—(Horloges enregistreuses et leurs parties.)	Total Imports... \$	8,869	6,264	5,620	25,902
	United Kingdom... \$	47		860	844
	United States... \$	8,683	6,264	4,707	22,339
Watches.—(Montres.)	Total Imports... \$	35,919	30,524	28,767	185,221
	United Kingdom... \$	726	508	421	4,909
	United States... \$	2,814	1,319	1,097	10,422
	Germany... \$	3,225	3,857	4,079	27,888
	Switzerland... \$	26,700	24,115	23,093	140,157
Watch cases and parts thereof, finished or unfinished.—(Boîtiers de montres et leurs parties, finis ou non.)	Total Imports... \$	31,345	34,241	42,862	181,146
	United Kingdom... \$	895	827	17	2,179
	United States... \$	16,716	21,754	29,787	128,996
	Switzerland... \$	13,374	11,504	11,600	45,297
Watch motions and movements and parts thereof, finished or unfinished, including winding bars and sleeves.—(Rouages et mouvements de montres et pièces de leur mécanisme, finis ou non, y compris les remontoirs et leurs gaines.)	Total Imports... \$	133,193	169,123	169,778	723,376
	United Kingdom... \$	291	2,212	253	4,889
	United States... \$	32,295	48,378	51,774	226,246
	Switzerland... \$	100,014	117,907	115,434	488,400
Total Clocks and Watches.—(Total, horloges et montres.)	Total Imports... \$	318,542	342,086	337,827	1,664,797
	United Kingdom... \$	7,356	12,197	5,025	38,993
	United States... \$	95,878	115,802	124,817	583,393
					641,513

IMPORTS into Canada for Consumption, etc.—Continued.

Articles and Countries from which Imported.	Months, 1929			Six Months ending September	
	July	August	September	1928	1929
OTHER NON-FERROUS METAL PRODUCTS—Continued.					
AUTRES MÉTAUX NON FERREUX ET LEURS PRODUITS—suite.					
ELECTRIC APPARATUS, N.O.P., LAMPS AND FIXTURES.					
APPAREILS ÉLECTRIQUES, N.A.E., LAMPES ET LUSTRES.					
Electric batteries, primary.—(Piles électriques primaires.)	Total Imports ... \$	5,756	16,656	13,141	49,090
	United Kingdom. \$	11	996	1,593
	United States..... \$	5,638	9,525	13,115	37,841
Electric batteries, storage, n.o.p.—(Piles électriques, accumulateurs, n.a.é.)	Total Imports ... No.	4,337	632	2,135	17,092
	\$	68,994	41,344	38,785	408,982
	United Kingdom.No.	1	28	261,987
	\$	21,463	25,694	15,516	110,823
	United States..... No.	4,334	631	2,132	11,832
	\$	47,450	18,638	22,251	194,881
	\$	142,040
Electric heating and cooking apparatus.—(Appareils de chauffage et poêles de cuisine électriques.)	Total Imports ... \$	37,384	46,826	46,213	153,081
	United Kingdom. \$	19	14	55	323
	United States..... \$	37,029	46,556	45,343	150,862
Electric dynamos and generators, n.o.p.—(Dynamos et générateurs, n.a.é.)	Total Imports ... \$	96,565	263,071	242,619	723,173
	United Kingdom. \$	3,816	7,628	136,839	156,111
	United States..... \$	92,612	199,443	78,890	566,153
	Sweden..... \$	137	56,000	26,889	87,000
Electric fans.—(Eventails électriques.)	Total Imports ... No.	2,257	656	414	3,400
	\$	26,885	12,735	8,934	65,654
	United Kingdom.No.	1
	\$	18
	United States..... No.	2,257	656	414	4,391
	\$	26,885	12,735	8,934	65,149
Electric fuses, fuse plugs and cutouts.—(Fusibles, bouchons fusibles et coupe-circuits.)	Total Imports ... \$	20,019	23,017	26,725	121,836
	United Kingdom. \$	809
	United States... \$	20,019	23,017	26,725	121,227
Lamps, electric, arc.—(Lampes à arc.)	Total Imports ... \$	5,629	3,156	3,576	13,213
	United Kingdom. \$
	United States... \$	5,458	2,798	3,556	13,669
Lamps, electric, incandescent, carbon filament.—(Lampes électriques incandescentes, filament de carbone.)	Total Imports ... No.	22,480	82,680	178,561	413,944
	\$	2,188	4,791	7,648	23,907
	United Kingdom.No.	100	298
	\$	20	276
	United States... No.	6,520	9,205	1,125	24,140
	\$	1,228	329	295	4,739
	Japan..... No.	3,460	44,475	158,960	344,075
	\$	145	1,720	5,104	14,838
Lamps, electric, incandescent, metal filament.—(Lampes électriques incandescentes, filament métallique.)	Total Imports ... No.	92,497	113,886	61,372	765,522
	\$	11,615	14,836	11,798	64,796
	United Kingdom.No.	1,000	213	20	6,458
	\$	422	69	2	905
	United States... No.	29,794	53,433	49,637	107,295
	\$	8,216	12,298	11,081	26,484
	Austria..... No.	3	61,900
	\$	2	7,515
	Germany..... No.	2,846	231	169,531
	\$	423	134	13,205
	Japan..... No.	60,244	57,200	11,490	363,786
	\$	1,808	2,011	555	10,767
Electric light fixtures and parts thereof, of metal.—(Électroliers, en métal, et leurs parties.)	Total Imports ... \$	94,832	112,321	93,355	598,158
	United Kingdom. \$	4,346	4,777	1,217	11,697
	United States... \$	79,722	89,868	87,823	469,899
Lightning arresters, choke coils, reactors and other protective devices.—(Absorbeurs de fluide, serpentins, réacteurs et autres appareils protecteurs.)	Total Imports ... \$	16,565	11,110	7,610	36,841
	United Kingdom. \$	70	54
	United States... \$	16,565	11,040	7,610	36,787
Meters, electric.—(Compteurs électriques.)	Total Imports ... \$	37,046	41,284	27,259	189,128
	United Kingdom. \$	7,869	8,529	2,956	22,305
	United States... \$	29,177	31,755	24,292	164,256
Motors, electric.—(Moteurs électriques.)	Total Imports ... \$	429,278	372,511	346,584	1,886,256
	United Kingdom. \$	61,477	55,756	56,760	207,761
	United States... \$	339,020	303,641	288,608	1,557,820
	Sweden..... \$	22,143	1,744	4,170	110,549

IMPORTATIONS au Canada pour consommation, etc.—*Suite.*

Articles et pays de provenance.		Mois, 1929			Six mois terminés avec septembre	
		Juillet	Août	Septembre	1928	1929
Rheostats, controllers and other starting and controlling devices.—(Rhéostats, contrôleurs et autres procédés de mise en marche et de contrôle.)	Total Imports ... \$	91,367	63,045	79,773	297,610	434,258
	United Kingdom... \$	7,751	5,759	8,708	11,696	39,093
	United States... \$	81,342	57,117	70,207	285,914	390,702
Self-contained lighting outfits.—(Matériel d'éclairage par magnétos.)	Total Imports ... \$	3,544	3,090	4,951	20,584	39,548
	United Kingdom... \$	510	510	510	510	3,009
	United States... \$	3,544	3,090	4,432	20,584	36,217
Sockets, outlets and receptacles.—(Douilles, isolateurs et réceptacles.)	Total Imports ... \$	30,136	24,898	25,337	152,125	174,433
	United Kingdom... \$	2,471	2,471	2,471	2,471	3,923
	United States... \$	29,974	24,495	22,153	149,518	169,104
Spark plugs, magnetos and other ignition apparatus.—(Bougies, magnétos et autres appareils d'ignition.)	Total Imports ... \$	102,881	82,612	89,304	468,877	663,737
	United Kingdom... \$	2,534	578	342	5,743	7,329
	United States... \$	98,444	82,034	78,366	457,054	649,580
Switches, switchboards, circuit breakers and parts, n.o.p.—(Commutateurs, tableaux d'appel, interrupteurs et leurs parties, n.a.é.)	Total Imports ... \$	205,533	254,747	194,092	753,392	1,215,702
	United Kingdom... \$	4,409	4,226	15,882	37,910	75,047
	United States... \$	201,124	249,214	191,718	713,017	1,137,517
Telegraph instruments.—(Instruments télégraphiques.)	Total Imports ... \$	70,090	67,217	43,295	252,737	323,617
	United Kingdom... \$	6,203	9,031	1,254	5,535	34,988
	United States... \$	63,827	57,286	42,041	247,202	288,629
Telephone instruments.—(Instruments téléphoniques.)	Total Imports ... \$	203,885	219,593	203,401	724,905	1,181,914
	United Kingdom... \$	12,642	17,500	19,438	70,414	97,038
	United States... \$	191,243	202,093	183,965	654,329	1,084,876
Transformers.—(Transformateurs.)	Total Imports ... \$	48,952	71,027	48,626	221,458	306,221
	United Kingdom... \$	95	5,886	383	10,918	8,775
	United States... \$	48,857	65,136	48,243	210,047	297,446
Radio tubes.—(Tubes de radiotéléphonie.)	Total Imports ... \$	42,875	60,638	65,506	79,218	241,496
	United Kingdom... \$	4,170	1,201	290	20,903	14,946
	United States... \$	38,696	59,437	65,207	58,297	226,550
Wireless and radio apparatus, n.o.p.—(Appareils de télégraphie et de téléphonie sans fil, n.a.é.)	Total Imports ... \$	957,012	989,672	1,395,110	1,782,395	4,139,343
	United Kingdom... \$	5,667	8,184	8,237	37,049	58,754
	United States... \$	939,670	966,668	1,385,709	1,665,068	4,056,164
Electric apparatus, n.o.p.—(Appareils électriques, n.a.é.)	Total Imports ... \$	544,126	699,796	503,010	2,178,302	3,391,919
	United Kingdom... \$	12,506	14,172	7,529	78,908	81,665
	United States... \$	530,722	682,396	492,068	2,073,442	3,277,018
Total Electric Apparatus, n.o.p., Lamps and Fixtures.—(Total, appareils électriques, n.a.é., lampes et lustres.)	Total Imports ... \$	3,153,437	3,496,000	3,521,126	11,115,017	17,703,420
	United Kingdom... \$	155,489	171,970	278,405	894,220	1,166,756
	United States... \$	2,936,462	3,213,609	3,192,776	9,974,239	16,143,413
GAS APPARATUS—APPAREILS À GAZ.						
Gas, coal oil or other lighting fixtures, n.o.p., of metal including lava or other tips, burners, coils, galleries and shade holders.—(Appareils métalliques, d'éclairage au gaz, au pétrole et autres, n.a.é., y compris les becs ou lave ou autres brûleurs, collets, porte-globes et porte abat-jour.)	Total Imports ... \$	9,332	16,562	16,597	49,413	63,497
	United Kingdom... \$	1,016	82	1,225	1,711
	United States... \$	9,332	15,516	16,515	38,761	61,177
Gas mantles and incandescent gas burners.—(Mantelons à gaz et brûleurs à gaz incandescents.)	Total Imports ... \$	3,100	981	9,781	18,991	24,215
	United Kingdom... \$	42	568
	United States... \$	1,983	967	9,217	14,539	21,952
Gas meters and finished parts thereof.—(Compteurs à gaz et leurs parties finies.)	Total Imports ... \$	12,108	7,430	14,032	53,077	65,862
	United Kingdom... \$	980	510	2,387	2,103
	United States... \$	11,129	7,430	13,492	51,590	63,759
Total Gas Apparatus.—(Total, appareils à gaz.)	Total Imports ... \$	24,541	24,973	40,410	113,381	153,574
	United Kingdom... \$	980	1,016	622	3,654	4,382
	United States... \$	22,444	23,943	39,224	104,890	146,888
PRINTING MATERIALS.						
MATÉRIEL D'IMPRIMERIE.						
Stereotypes, electrotypes and celluloids and bases for the same, composed wholly or partly of metal or celluloid, n.o.p., and copper shells for such stereotypes, electrotypes and celluloids.—(Stéréotypes, électrotypes et clichés en celluloid, composés entièrement ou partiellement de métal ou de celluloid, leurs bases, n.a.é., et leurs matrices ou gaines en cuivre.)	Total Imports ...Sq. in.	15,894	21,575	6,171	103,270	98,482
	U. Kingdom...Sq. in.	1,831	1,736	789	16,394	10,577
	U. States...Sq. in.	15,891	21,575	6,171	103,270	98,482
	\$	1,831	1,736	789	16,394	10,577

IMPORTS into Canada for Consumption, etc.—Continued.

Articles and Countries from which Imported.	Months, 1929			Six Months ending September		
	July	August	September	1928	1929	
OTHER NON-FERROUS METAL PRODUCTS—Continued.						
AUTRES MÉTAUX NON FERREUX ET LEURS PRODUITS—suite.						
PRINTING MATERIALS—Concluded.						
MATÉRIEL D'IMPRIMERIE—fin.						
Stereotypes, electrotypes and celluloids of books, and bases and matrices and copper shells for the same, whether composed wholly or in part of metal or celluloid.—(Stéréotypes, électrotypes et clichés en cellulose pour livres et leurs supports, matrices et gaines en cuivre, composés en tout ou en partie de métal ou de cellulose.)	Total imports Sq. in.	104,594	121,830	114,316	554,580	566,730
	\$	4,740	6,212	8,167	34,133	35,517
U. Kingdom....Sq. in.	\$	8,775	573	20,400	9,919
	\$	502	43	869	581
U. States.....Sq. in.	\$	95,819	121,830	113,737	531,180	556,430
	\$	4,438	6,212	8,124	32,864	34,930
Stereotypes, electrotypes and celluloids for almanacs, calendars, illustrated pamphlets, newspaper or other advertisements, n.o.p. and matrices or copper shells for such stereotypes, electrotypes and celluloids (Stéréotypes, électrotypes et planches de celluloid pour almanachs, calendriers, journaux et revues illustrées et autres annonces, n.a.é., et leurs matrices et gaines en cuivre.)	Total imports Sq. in.	367,379	353,179	338,556	2,113,323	2,211,868
	\$	15,868	19,497	21,453	114,421	121,868
U. Kingdom....Sq. in.	\$	762	702	343	19,103	6,232
	\$	118	93	32	1,387	673
U. States.....Sq. in.	\$	366,525	352,477	338,213	2,095,745	2,204,911
	\$	18,732	19,404	21,403	112,713	121,082
Type metal in blocks, bars, plates and sheets.—(Métal à caractères en blocs, barres, plaques et tôles.)	Total imports...Lb.			300	1,406	2,280
	\$			60	335	420
United Kingdom Lb.	\$					211
	\$					66
United States....Lb.	\$			300	1,406	2,069
	\$			60	335	354
Type for printing, including chases, quoins and slugs of all kinds.—(Caractères d'imprimerie, y compris les châssis, coins et filets de toutes sortes.)	Total imports....\$	8,115	7,488	8,945	60,693	53,276
	\$	1,500	1,554	941	9,778	6,377
United Kingdom....\$	\$	6,552	5,792	7,428	46,185	45,525
	\$					
Total Printing Materials.—(Total, matériel d'imprimerie.)	Total imports....\$	33,554	34,933	39,378	225,370	221,688
	\$	1,720	1,647	1,018	12,034	7,697
United Kingdom....\$	\$	31,553	33,144	37,784	208,491	212,468
	\$					
MISCELLANEOUS NON-FERROUS METAL PRODUCTS.						
TRANSFORMATIONS DIVERSES DES MÉTAUX NON-FERREUX.						
Cinnabar.—(Cinabre.)	Total imports...Lb.				3	5
	\$					
United Kingdom Lb.	\$					
	\$					
United States....Lb.	\$					
	\$					
Cobalt ore.—(Minéral de Cobalt.)	Total imports...Cwt.					
	\$					
United Kingdom Cwt.	\$					
	\$					
United States....Cwt.	\$					
	\$					
Manganese, oxide of.—(Oxyde de manganèse.)	Total imports...Cwt.	336,849	1,858	477,781	1,492,661	1,146,797
	\$	161,557	3,823	231,846	734,632	568,088
United Kingdom Cwt.	\$	18			31	18
	\$	64			105	64
United States....Cwt.	\$	3,434	1,658	3,842	11,640	16,127
	\$	8,076	3,823	9,687	29,010	40,890
Gold Coast.....Cwt.	\$	333,397		473,939	1,382,984	1,130,652
	\$	153,417		222,159	648,285	527,134
Ores of metals, n.o.p.—(Minerais métalliques, n.a.é.)	Total imports...Cwt.	97,061	19,086	15,651	362,446	146,400
	\$	65,733	36,117	31,359	390,378	179,785
United Kingdom Cwt.	\$		1,353		10,168	1,353
	\$		2,940		14,054	2,940
United States....Cwt.	\$	5,161	13,954	7,461	352,189	37,210
	\$	23,833	25,273	25,547	365,456	117,994

IMPORTATIONS au Canada pour consommation, etc.—*Suite.*

Articles et pays de provenance.	Mois, 1929			Six mois terminés avec septembre		
	Juillet	Août	Septembre	1928	1929	
Antimony, or regulus of, not ground, pulverized or otherwise manufactured.— (Antimoine ou régule d'antimoine, non moulu, pulvérisé ou autrement ouvré.)	Total imports... Lb. \$	228,450	139,775	13,420	870,054	741,735
	United Kingdom... Lb.	19,296	10,498	1,016	74,020	62,319
	United States... Lb.	192,611	106,000	4,480	29,120	3,501
	\$	16,486	7,910	310	767,014	639,303
	\$				64,128	54,017
Bismuth, metallic, in its natural state.— (Bismuth métallique, dans son état naturel.)	Total imports... Lb. \$	561		15	2,116	1,220
	United Kingdom... Lb.	1,024		27	4,355	2,233
	\$	501			1,082	1,124
	United States... Lb.	1,024			2,173	2,052
	\$			15	1,026	96
	\$			27	2,222	183
Composition metal and plated metal in bars, ingots or cores, for the manufacture of watch cases, jewellery, filled gold and silver seamless wire, and for dental purposes.— (Composition métallique et métal plaqué, en barres, lingots ou noyaux, pour la fabrication de boîtiers de montres, de bijouterie, doublé or, de fil d'argent sans soudure et pour les appareils de prothèse dentaire.)	Total imports... \$	2,891	3,207	2,738	21,233	16,038
	United Kingdom... \$	11	33		58	110
	United States... \$	2,880	3,174	2,738	21,175	15,928
Ingot moulds for use in the production of steel.— (Moules à lingots servant à la production de l'acier.)	Total imports... \$	39,010	12,884	20,710	119,703	174,850
	United Kingdom... \$					
	United States... \$	39,010	12,884	20,710	119,703	174,850
Ingot moulds, n.o.p.; glass moulds, of metal.— (Moules à lingots, n.a.é., moules en métal pour le verre.)	Total imports... \$	4,204	3,508	5,171	2,865	19,692
	United Kingdom... \$				21	
	United States... \$	4,204	3,508	5,171	2,644	19,692
Mercury or quicksilver.— (Mercure ou vif-argent.)	Total imports... Lb. \$	59,850	18,258	16,467	66,190	181,201
	United Kingdom... Lb.	82,409	25,103	23,588	89,456	243,485
	\$	43,975		810	19,125	102,510
	United States... Lb.	60,516		1,108	29,188	141,081
	\$	15,975	3,258	13,782	47,050	39,745
	\$	21,893	4,607	19,783	60,290	55,226
Metallic elements and tungstic acid, when imported by manufacturers for use only in their own factories in the manufacture of metal filaments for electric lamps.— (Substance métallique et acide tungstique importés par les manufacturiers, pour servir, dans leurs propres manufactures, à la fabrication des filaments métalliques des lampes électriques.)	Total imports... \$	9,893	12,394	5,892	48,890	59,120
	United Kingdom... \$					425
	United States... \$	9,253	12,195	4,995	42,585	55,149
	Germany... \$				3,262	
Metal parts, unfinished, for the manufacture of spectacle and eye-glass frames.— (Fragments métalliques, non finis, de montures de lunettes et de binocles.)	Total imports... \$	2,773	2,861	4,016	21,749	24,544
	United Kingdom... \$					
	United States... \$	2,773	2,861	4,016	21,749	24,544
Tagging metal, plain, japanned or coated, in coils, not over 1½ inches wide, when imported by manufacturers of shoe and corset laces for use exclusively in the manufacture of such articles in their own factories.— (Métal à ferrets, uni, vernissé ou enduit, en rouleaux, ne dépassant pas 1½ pouce de largeur, importé par les fabricants de lacets de corsets et de chaussures, pour servir à cette fabrication dans leurs propres fabriques.)	Total imports... Cwt. \$	24	69	55	233	224
	United Kingdom... Cwt.	790	1,575	1,313	5,231	5,236
	\$					
	United States... Cwt.	34	69	55	233	224
	\$	790	1,575	1,313	5,231	5,236
Anodes of nickel, zinc, copper, silver or gold.— (Anodes de nickel, de zinc, de cuivre, d'argent ou d'or.)	Total imports... \$	531	4,791	254	9,815	10,969
	United Kingdom... \$					
	United States... \$	531	4,791	254	9,815	10,969
Bells, when imported for use of churches only.— (Cloches importées pour l'usage exclusif des églises.)	Total imports... \$	10,006	775	1,879	42,011	32,366
	United Kingdom... \$			208	3,704	208
	United States... \$	3,659	430	1,458	18,030	11,166
	France... \$	6,347			19,677	19,610
Bells and gongs, n.o.p.— (Clochettes et gongs, n.a.é.)	Total imports... \$	5,781	4,822	6,386	35,418	36,999
	United Kingdom... \$	658	207	524	2,027	1,856
	United States... \$	4,283	4,224	4,903	25,960	29,737

IMPORTS into Canada for Consumption, etc.—Continued.

Articles and Countries from which Imported.	Months, 1929			Six Months ending September	
	July	August	September	1928	1929
OTHER NON-FERROUS METAL PRODUCTS—Concluded.					
AUTRES MÉTAUX NON FERREUX ET LEURS PRODUITS—fin.					
MISCELLANEOUS NON-FERROUS METAL PRODUCTS—Concluded.					
TRANSFORMATIONS DIVERSES DES MÉTAUX NON FERREUX—fin.					
Bronze works of art, cast from models made in Canada and designed by sculptors domiciled therein—(Œuvres d'art en bronze, fondues sur les maquettes exécutées au Canada par des sculpteurs y domiciliés.)	Total Imports.... \$	791		6,682	3,055
	United Kingdom. \$			122	
	United States.... \$			4,333	1,418
Buckles and clasps of iron, steel, brass or copper, of all kinds, n.o.p., (not being jewellery).—(Boucles et ardillons en fer, acier, laiton ou cuivre, de tous genres, n.a.é., (n'étant pas de la bijouterie).)	Total Imports.... \$	30,042	29,296	27,632	138,881
	United Kingdom. \$	869	614	687	4,419
	United States.... \$	27,903	27,714	25,315	121,131
	Germany..... \$	999	463	1,208	8,412
Cages, bird, squirrel and rat, of wire, and metal parts thereof.—(Cages d'oiseaux, de perroquets, d'écureuils et de rats, en fil métallique, et leurs parties.)	Total Imports.... \$	1,421	2,921	6,842	14,667
	United Kingdom. \$	16	379	155	1,203
	United States.... \$	1,017	1,794	4,089	7,355
	Germany..... \$	388	734	2,417	5,652
Chronometers and compasses, and parts thereof, including cards thereof, of a class or kind not made in Canada, for ships or aircraft.—(Chronomètres et boussoles, et leurs parties, y compris cartes, d'une espèce ou sorte non fabriquée au Canada, pour vaisseaux ou avions.)	Total Imports.... \$	7,689	3,294	1,344	7,731
	United Kingdom. \$	5,393	2,443	434	2,152
	United States.... \$	2,296	851	910	5,522
Glove fasteners, metal, shoe eyelets, corset eyelets, shoe eyelet hooks and shoe lace wire fasteners.—(Boutons-pression pour gants, oeillets de corsets et de chaussures et oeillets-agrafes pour chaussures.)	Total Imports.... \$	26,147	21,702	22,951	128,173
	United Kingdom. \$	298	336	819	634
	United States.... \$	24,349	20,392	21,138	116,874
	Germany..... \$	640	688	1,430	5,304
Lamps, side lights, head lights and lanterns, n.o.p.—(Lampes, phares d'autos et lanternes, n.a.é.)	Total Imports.... \$	150,826	116,382	137,889	746,771
	United Kingdom. \$	3,118	4,511	5,699	12,088
	United States.... \$	131,875	93,050	109,700	656,671
	France..... \$	2,277	3,100	2,353	17,530
	Germany..... \$	5,493	6,540	14,908	36,821
Metal swivels, of a class or kind not made in Canada, when used for the fisheries, not to include swivels for sportsmen's use. Specially designed needles of a class or kind not made in Canada, for use only in repairing fish nets, when such nets are used exclusively for the fisheries, but not for use in repairing nets for sportsmen.—(Tourniquets en métal, d'une espèce ou sorte non fabriquée au Canada, pour servir exclusivement au réparation des filets de pêche, mais ne comprend pas les tourniquets à l'usage des sportsmen. Aiguilles spéciales, d'une espèce ou sorte non fabriquées au Canada, pour servir exclusivement au réparation des filets de pêche, mais non à l'usage des sportsmen.)	Total Imports.... \$	749	663	167	637
	United Kingdom. \$				63
	United States.... \$	749	663	167	637
Nails and tacks, brass and copper.—(Clous et broquettes, en laiton et cuivre jaune.)	Total Imports.... \$	3,727	451	142	1,378
	United Kingdom. \$	5	50		400
	United States.... \$	3,722	137	142	900
Parts of cameras, special parts in the rough, when imported by manufacturers of cameras for use only in the manufacture of cameras.—(Parties d'appareils photographiques, pièces spéciales à l'état brut, importées par les fabricants de ces appareils pour servir exclusivement à cet usage.)	Total Imports.... \$	4,053	10,620	221	33,148
	United Kingdom. \$				
	United States.... \$	4,053	10,620	221	33,148
Patterns of brass, iron, steel or other metal, not being models.—(Patrons en laiton, en fer, en acier et autres métaux, n'étant pas des modèles.)	Total Imports.... \$	2,705	5,216	3,220	12,382
	United Kingdom. \$				
	United States.... \$	2,705	5,216	3,220	12,382

IMPORTATIONS au Canada pour consommation, etc.—*Suite.*

Articles et pays de provenance.	Mois, 1929			Six mois terminés avec septembre		
	Juillet	Août	Septembre	1928	1929	
	Rivets, burrs and washers, brass and copper.—(Rivets, rondelles et obturateurs, en laiton et cuivre jaune.)	Total imports... \$	9,479	19,691	29,415	23,286
	United Kingdom... \$	80			942	204
	United States... \$	9,399	19,691	29,136	21,902	114,103
Tinsel wire, for the manufacture of bruids, cords, tassels, ribbons or trimmings.—(Cliquant et fil de laiton pour la fabrication de pusementeries, branlebourgs, glands, ruans ou garnitures.)	Total imports... \$	2,748	2,335	3,042	13,451	17,984
	United Kingdom... \$			4		
	United States... \$				4,680	319
	France... \$				654	326
	Germany... \$	2,748	2,331	3,038	8,117	17,319
Tubing, brass or copper, not more than one-half inch in diameter, in lengths not less than six feet, coated with metal and not polished, bent or otherwise manufactured.—(Tubes de bronze ou de cuivre, ne dépassant pas ½ pouce de diamètre, en morceaux n'exédant pas six pieds, recouverts d'un enduit métallique mais ni polis, ni courbés, ni autrement ouvrés.)	Total imports... Lb.					
	United Kingdom... Lb.					
	United States... Lb.					
Wire of brass, zinc, iron or steel, screwed or twisted, or flattened or corrugated, for use in connection with nailing machines for the manufacture of boots and shoes, when imported by manufacturers of boots and shoes to be used exclusively in their own factories.—(Fil de bronze, de zinc, de fer ou d'acier, filété ou retordu, ou aplati, ou froncé, employé dans les machines à cheville les chaussures, importé par les fabricants de chaussures pour servir exclusivement à cet usage dans leurs propres manufactures.)	Total imports... Lb.	3,335	5,944	5,330	25,776	21,542
	\$	678	1,315	1,010	4,928	5,036
	United Kingdom... Lb.					769
	United States... Lb.	3,335	5,944	5,330	25,776	23,773
	\$	678	1,315	1,010	4,928	4,861
Wire of all kinds, n.o.p.—(Fil métallique de toutes sortes, n.a.é.)	Total imports... \$	31,116	28,927	22,098	121,905	154,011
	United Kingdom... \$	1,582	2,350	57	7,261	7,692
	United States... \$	27,213	23,701	19,749	110,720	134,601
Non-ferrous metals and products, n.o.p.—(Produits des métaux non ferreux, n.a.é.)	Total imports... \$	77,882	79,732	42,460	266,248	331,019
	United Kingdom... \$	1,100	32,823	273	18,636	40,310
	United States... \$	66,300	43,976	42,153	218,961	255,119
Recapitulation—Non-Ferrous Metals and their Products.—(Récapitulation—Métaux non ferreux et leurs produits.)	Total imports... \$	7,924,198	7,629,972	7,906,158	33,452,349	44,962,453
	United Kingdom... \$	649,666	566,932	621,601	3,385,398	3,808,728
	United States... \$	6,582,475	6,530,200	6,554,604	26,467,283	37,600,611
NON-METALLIC MINERALS AND THEIR PRODUCTS.						
(Except Chemicals)						
MÉTALLOÏDES ET LEURS PRODUITS (à l'exception des produits chimiques.)						
ASBESTOS—AMIANTE.						
Asbestos packing.—(Amiante pour isolation.)	Total imports... Lb.	18,382	19,014	11,856	96,909	101,324
	\$	8,763	10,672	7,098	51,271	52,786
	United Kingdom... Lb.	9,604	3,252	3,987	43,512	34,810
	\$	4,459	2,181	2,062	23,554	17,305
	United States... Lb.	8,778	15,762	7,863	52,237	66,514
	\$	4,304	8,491	5,036	27,334	35,481
Asbestos in any form other than crude, and all manufactures of, n.o.p.—(Amiante sous toute autre forme qu'à l'état naturel, et articles en amiante, n.a.é.)	Total imports... \$	72,493	79,961	44,788	393,594	449,144
	United Kingdom... \$	10,132	7,732	4,610	47,557	53,435
	United States... \$	62,164	71,699	39,516	337,884	390,770
CLAY AND ITS PRODUCTS—ARGILE ET SES DÉRIVÉS.						
CLAYS—ARGILES.						
China clay, ground or unground.—(Kaolin, pulvérisé ou non.)	Total imports... Cwt.	36,241	31,651	44,799	218,431	280,112
	\$	21,186	22,471	28,603	127,782	167,473
	United Kingdom... Cwt.	19,439	11,220	30,594	130,446	160,216
	\$	10,193	7,123	17,425	70,210	82,472
	United States... Cwt.	16,802	20,431	14,205	87,544	118,955
	\$	10,993	15,348	11,178	57,036	84,405

IMPORTS into Canada for Consumption, etc.—Continued.

Articles and Countries from which Imported.	Months, 1929			Six Months ending September		
	July	August	September	1928	1929	
CLAY AND ITS PRODUCTS—Continued.						
ARGILE ET SES DÉRIVÉS—suite.						
CLAY—Concluded.—ARGILES—fin.						
Fire clay, ground or unground.—(Terre réfractaire, pulvérisée ou non.)	Total Imports... Cwt.	143,145	169,547	191,931	639,579	833,419
	\$	32,552	29,356	37,415	149,694	176,867
	United Kingdom... Cwt.	2,435	1,096	1,177	10,524	10,225
	\$	620	373	335	3,486	2,994
United States... Cwt.	139,605	159,451	190,296	627,963	821,631	
	\$	31,369	28,983	36,545	136,297	172,775
Pipe clay, ground or unground.—(Argile à tuyaux, pulvérisée ou non.)	Total Imports... \$		2		192	6
	United Kingdom... \$				9	
	United States... \$		2		183	6
Clays, all other, n.o.p.—(Toutes autres argiles, n.a.é.)	Total Imports... \$	11,301	7,030	14,332	47,118	66,507
	United Kingdom... \$	348		740	4,239	1,632
	United States... \$	10,601	7,030	13,592	42,484	63,342
Zirconium oxide.—(Oxyde de zirconium.)	Total Imports... \$		1,061	1,316		6,403
	United Kingdom... \$					
	United States... \$		1,061	1,316		6,403
Zirconium silicate.—(Zircon (silicate de zirconium).)	Total Imports... \$	579	1,212	528	600	4,609
	United Kingdom... \$					
	United States... \$	579	1,212	528	600	4,609
BRICKS AND TILES—BRIQUES ET TUILES.						
Brick, building.—(Brique à bâtir.)	Total Imports... M	1,467	2,591	1,220	6,493	9,023
	\$	31,861	31,710	26,249	128,596	161,796
	United Kingdom... M	18	31	97	42	167
	\$	692	677	2,449	2,133	5,890
	United States... M	1,449	2,470	1,123	6,451	8,856
\$	31,169	31,033	23,800	126,373	155,900	
Brick, fire, chrome.—(Brique réfractaire, chrome.)	Total Imports... \$	8,948	10,951	6,503	26,009	56,905
	United Kingdom... \$					
	United States... \$	8,948	10,951	6,503	26,009	56,905
Brick, fire, magnesite.—(Brique réfractaire, en magnésic.)	Total Imports... \$	14,634	14,535	51,370	58,468	134,390
	United Kingdom... \$			62		62
	United States... \$	14,634	14,535	51,308	58,468	134,328
Brick, fire, containing not less than 90% silica.—(Brique réfractaire contenant au moins 90% de silica.)	Total Imports... \$	24,329	31,095	39,188	77,743	182,287
	United Kingdom... \$		158		1,389	158
	United States... \$	24,329	30,937	39,188	76,354	182,129
Brick, fire, other, valued at not less than \$100 per M, rectangular-shaped; the dimensions of each not to exceed 125 cubic inches; for use exclusively in the construction or repair of a furnace, kiln or other equipment of a manufacturing establishment.—(Autre brique réfractaire valant au minimum \$100 le mille, de forme rectangulaire et dont les dimensions n'excèdent pas 125 pouces cubes, devant servir exclusivement à la construction ou à la réparation des fours, fournaies ou fourneaux des établissements industriels.)	Total Imports... \$	9,829	6,547	5,845	21,597	50,576
	United Kingdom... \$		1,042	20		1,062
	United States... \$	9,829	5,505	5,825	21,597	49,514
Brick, fire, n.o.p., for use exclusively in the construction or repair of a furnace, kiln or other equipment of a manufacturing establishment.—(Brique réfractaire, n.a.é., devant servir exclusivement à la construction ou réparation des fournaies ou fourneaux des établissements industriels.)	Total Imports... \$	142,700	122,917	107,950	562,736	853,601
	United Kingdom... \$	8,089	6,447	8,515	68,694	87,083
	United States... \$	134,611	116,470	99,435	494,042	766,179
Brick, fire, n.o.p.—(Brique réfractaire, n.a.é.)	Total Imports... \$	9,771	7,103	4,637	62,579	36,274
	United Kingdom... \$	1,227		1,575	9,106	4,826
	United States... \$	8,544	7,103	3,062	53,439	31,448
Brick, paving.—(Brique à paver.)	Total Imports... M	850	586	886	1,926	3,722
	\$	19,901	15,282	18,878	49,894	84,127
	United Kingdom... M	360	12		10	747
	\$	7,372	625		156	16,148
	United States... M	490	574	886	1,916	2,975
\$	12,529	14,657	18,878	49,738	67,979	

IMPORTATIONS au Canada pour consommation, etc.—*Suite.*

Articles et pays de provenance.	Mois, 1929			Six mois terminés avec septembre		
	Juillet	Août	Septembre	1928	1929	
Building blocks, partition hollow and fire-proof building tile.—(Blocs à bâtir, tuiles creuses pour cloisons et tuiles réfractaires à bâtir.)	Total Imports ... \$ United Kingdom. \$ United States..... \$	39,919 35,185	19,493 10,035 10,493	41,822 10,035 33,757	139,166 3,573 139,106	
Drain pipes, sewer pipes and earthenware fittings therefor, chimney linings or vents, chimney tops or inverted blocks, glazed or unglazed.—(Tuyaux d'égout, de drainage et leurs accouplements en terre, tuyaux de cheminées ou d'aération, sommets de cheminées et blocs invertis, vitrifiés ou non.)	Total Imports ... \$ United Kingdom. \$ United States..... \$	17,292 118 15,917	12,973 103 14,361	69,248 920 58,071	78,956 3,573 72,992	
Drain tiles, not glazed.—(Tuiles de drainage, non vitrifiées.)	Total Imports ... \$ United Kingdom. \$ United States..... \$	68	392 392	369 369	1,394 162 1,222	
Tiles or blocks of earthenware or stone prepared for mosaic flooring.—(Tuiles ou blocs en grès ou en pierre, préparés pour les planchers en mosaïque.)	Total Imports ... \$ United Kingdom. \$ United States..... \$ Belgium..... \$ France..... \$ Germany..... \$	28,857 5,639 4,211 9,296 1,612	18,991 4,533 4,734 6,713 1,380 806	19,104 7,388 4,451 4,245 3,020 1,860	79,763 27,330 22,796 18,582 7,422 1,860	169,651 29,768 26,451 35,152 14,232 1,770
Tiles, earthenware, n.o.p.—(Tuiles en terre, n.a.é.)	Total Imports ... \$ United Kingdom. \$ United States..... \$ Belgium..... \$ Germany..... \$	71,397 41,611 9,428 14,639 1,838	59,614 40,971 7,738 8,774 319	52,831 34,805 4,768 11,802 281	225,667 140,309 34,288 25,639 19,166	364,083 204,324 32,655 50,595 6,246
POTTERY AND CHINAWARE. POTERIE ET PORCELAIN.						
Brown or coloured earthen and stoneware and Rockingham ware.—(Poterie de terre et de grès, brune ou colorée, et faïence de Rockingham.)	Total Imports ... \$ United Kingdom. \$ United States..... \$	6,046 3,288 2,372	3,562 2,058 1,482	4,835 2,716 1,810	24,260 15,615 8,642	26,697 15,351 9,020
C.C. or cream-coloured ware, decorated, printed or sponged, and all earthenware, n.o.p.—(Faïence C.C. ou couleur crème, décorée, imprimée ou épongée, et toutes faïences, n.a.é.)	Total Imports ... \$ United Kingdom. \$ United States..... \$ Czecho-Slovakia. \$ Germany..... \$ Japan..... \$	62,861 29,631 11,699 3,076 7,468 4,859	69,979 32,777 7,453 2,113 5,811 4,155	43,656 17,382 7,283 2,189 4,514 3,905	271,237 150,201 48,779 12,046 28,420 10,739	292,431 148,467 50,703 10,415 28,746 22,781
China and porcelain ware, n.o.p.—(Porcelaine, n.a.é.)	Total Imports ... \$ United Kingdom. \$ United States..... \$ Germany..... \$	12,852 4,702 4,359 1,336	10,376 3,602 3,536 2,186	8,362 1,598 2,090 2,551	55,574 15,967 16,536 11,855	57,675 18,216 29,265 10,095
Chinaware to be silver mounted, imported by manufacturers of silverware.—(Porcelaine destinée à être montée en argent, importée par les fabricants d'argenterie.)	Total Imports ... \$ United Kingdom. \$ United States..... \$	1,497 989	893 893	111 111	3,818 3,100 315	3,072 2,170 111
Demijohns, churns or crocks.—(Bombonnes, barattes ou jarres.)	Total Imports ... \$ United Kingdom. \$ United States..... \$	834 569	2,022 312 1,426	796 30 108	10,613 566 5,694	7,541 1,925 3,445
Tableware of china, porcelain, white granite or ironstone.—(Vaisselle en porcelaine, faïence blanche ou faïence feldspathique.)	Total Imports ... \$ United Kingdom. \$ United States..... \$ Czecho-Slovakia. \$ France..... \$ Germany..... \$ Japan..... \$	442,464 276,000 10,649 28,010 43,914 38,271 41,093	493,490 297,955 5,792 41,783 39,919 46,568 55,458	355,896 193,909 6,228 44,026 33,860 31,780 41,377	2,145,807 1,315,205 42,267 140,863 175,288 255,928 198,011	2,487,731 1,502,905 42,365 195,181 252,383 226,555 241,395
Manufactures of earthenware, n.o.p.—(Articles en faïence et terre cuite, n.a.é.)	Total Imports ... \$ United Kingdom. \$ United States..... \$	46,993 6,212 35,252	43,582 7,053 31,524	47,257 7,840 33,417	122,144 35,866 71,117	229,810 37,998 164,062

IMPORTS into Canada for Consumption, etc.—Continued.

Articles and Countries from which Imported.		Months, 1929			Six Months ending September	
		July	August	September	1928	1929
CLAY AND ITS PRODUCTS—Concluded.						
ARGILE ET SES DÉRIVÉS—fin.						
OTHER CLAY PRODUCTS.						
AUTRES PRODUITS ARGILEUX.						
Artificial teeth, not mounted.—(Dents artificielles non montées.)	Total Imports \$	44,946	39,596	23,806	213,029	221,957
	United Kingdom. \$	326	19		1,707	389
	United States..... \$	44,619	39,577	28,80	211,287	221,597
Baths, bath-tubs, basins, closets, lavatories, urinals, sinks and laundry tubs of earthenware, stone, cement or clay.—(Baignoires, bassins, bassines, latrines, lavabos, urinoirs, évier et cuves à lessive en terre cuite, pierre, ciment ou argile.)	Total Imports \$	64,531	66,199	45,747	312,261	344,119
	United Kingdom. \$	51,935	49,731	31,651	262,599	267,089
	United States..... \$	12,596	16,468	14,096	49,662	75,877
Crucibles, clay or sand.—(Crousets d'argile ou de sable.)	Total Imports \$	1,662	2,252	1,524	15,979	18,539
	United Kingdom. \$	639	2,053	1,219	10,001	14,722
	United States..... \$	1,015	199	305	5,102	3,809
Insulators, electric, porcelain.—(Isolateurs électriques en porcelaine.)	Total Imports \$	48,111	29,656	53,738	263,857	293,522
	United Kingdom. \$	66	853	185	4,483	1,994
	United States..... \$	40,541	25,215	45,703	218,106	244,333
	Czecho-Slovakia. \$	150	496	753	14,339	4,715
	Germany..... \$	7,325	1,310	6,887	31,351	34,946
Manufactures of clay, n.o.p.—(Objets et articles en argile, n.a.é.)	Total Imports \$	7,097	8,761	12,963	34,965	53,137
	United Kingdom. \$	72	210	127	2,406	2,491
	United States..... \$	6,743	8,384	12,791	31,847	50,107
Total Clay and its Products.—(Total, argile et ses dérivés.)	Total Imports \$	1,217,000	1,188,381	1,044,234	5,298,267	6,661,372
	United Kingdom. \$	449,769	459,521	333,079	2,155,791	2,451,837
	United States..... \$	537,924	465,922	495,331	2,000,965	2,935,542
COAL AND ITS PRODUCTS.						
HOUILLE ET SES DÉRIVÉS.						
COAL—HOUILLE.						
Anthracite coal, grate, egg, stove, nut and pea.—(Anthracite des types grille, œuf, poêle, noix et pois.)	Total Imports ... Ton	257,315	316,753	394,274	1,577,774	1,641,602
	\$	2,006,265	2,312,472	2,897,137	12,091,033	12,101,920
	United Kingdom.Ton	72,229	89,574	97,489	326,685	433,275
	\$	447,411	635,372	557,184	2,150,292	2,733,807
	United States.....Ton	173,397	187,318	267,835	1,250,760	1,137,181
	\$	1,489,812	1,497,330	2,173,450	9,938,867	8,939,026
Anthracite coal, n.o.p., buckwheat, rice and barley.—(Anthracite, n.a.é., des types sarrasin, riz et orge.)	Total ImportsTon	23,031	32,403	33,635	170,114	159,392
	\$	59,338	76,259	78,025	465,250	370,951
	United Kingdom.Ton		3,829		3,296	4,989
	\$		14,515		13,408	19,629
	United States.....Ton	23,030	28,574	33,635	166,818	154,402
	\$	50,322	61,714	78,025	391,842	351,306
Bituminous coal, and coal, n.o.p.—(Charbon bitumineux et charbon, n.a.é.)	Total ImportsTon	1,147,188	1,258,497	1,155,095	5,909,261	6,490,881
	\$	2,264,790	2,385,560	2,257,004	11,891,102	12,621,866
	United Kingdom.Ton	10,322	8,111	14,653	62,724	84,195
	\$	34,449	30,868	50,469	212,480	272,703
	United States.....Ton	1,136,866	1,250,380	1,140,442	5,837,537	6,306,665
	\$	2,234,341	2,354,520	2,200,535	11,678,622	12,348,736
Coal, lignite, and lignite coal dust.—(Lignite et poussière de lignite.)	Total ImportsTon	38	414	822	2,224	3,127
	\$	171	1,713	3,358	9,007	13,581
	United Kingdom.Ton					
	\$					
	United States.....Ton	38	414	822	2,224	3,127
	\$	171	1,713	3,358	9,007	13,581
Coal, ex-warehoused for ships' stores.—(Charbon ex-régie pour soute de navires.)	Total ImportsTon	66,637	71,910	53,253	372,986	312,694
	\$	128,384	138,814	100,402	681,106	597,545
	United Kingdom.Ton					
	\$					
	United States.....Ton	66,637	71,910	53,253	372,986	312,694
	\$	128,384	138,814	100,402	681,106	597,545

IMPORTATIONS au Canada pour consommation, etc.—*Suite.*

Articles et pays de provenance.		Mois, 1929			Six mois terminés avec septembre	
		Juillet	Août	Septembre	1928	1929
Total Coal.—(Total, houille.)	Total Imports... Ton	1,494,209	1,679,977	1,637,079	8,023,339	8,597,696
	\$	4,453,948	4,914,818	5,335,926	25,077,498	25,706,163
	United Kingdom. Ton	82,551	111,514	112,142	392,705	522,459
	\$	481,860	680,785	607,653	2,376,180	3,026,139
United States... Ton	\$	1,399,968	1,538,596	1,497,987	7,630,325	8,004,069
	\$	3,903,030	4,054,091	4,501,770	22,699,444	22,250,494
COAL PRODUCTS.						
SOUS-PRODUITS DE LA HOUILLE.						
Coal tar, crude, in packages of not less than 15 gallons.—(Goudron de houille, à l'état brut, par colis non inférieurs à 15 gallons.)	Total imports... Gal.	756,224	510,750	332,539	3,320,124	3,010,911
	\$	53,656	43,038	26,463	232,611	232,455
	United Kingdom. Gal.
	\$
United States... Gal.	\$	756,224	510,750	332,459	3,320,084	3,010,831
	\$	53,656	43,038	26,438	232,566	232,430
Coal pitch.—(Goudron de houille.)	Total imports... Gal.	78,732	76,528	89,013	451,580	482,376
	\$	8,168	8,130	10,411	39,556	49,278
	United Kingdom. Gal.	1,120	518	1,120
	\$	792	111	792
United States... Gal.	\$	77,612	76,528	89,013	451,062	481,250
	\$	7,376	8,130	10,411	39,445	48,486
Coal tar, crude, in packages of not less than 15 gallons, and coal pitch.—(Goudron et brai de houille, à l'état brut, par colis non inférieurs à 15 gallons.)	Total imports... Gal.
	\$
	United Kingdom. Gal.
	\$
United States... Gal.	\$
	\$
Carbolic or heavy oil.—(Huile lourde ou mazout.)	Total imports... Gal.	266,713	528,516	459,452	1,187,285	1,604,370
	\$	46,642	96,122	85,286	215,144	292,423
	United Kingdom. Gal.	195	8,409	82	5,980	11,202
	\$	197	6,942	65	4,022	8,849
United States... Gal.	\$	266,518	341,022	214,034	828,533	1,008,723
	\$	46,446	57,454	40,221	144,648	182,442
Japan... Gal.	\$	179,085	352,772	339,109
	\$	31,726	66,474	50,132
Coke.—(Coke)	Total imports... Ton	122,737	90,054	85,661	460,479	521,659
	\$	641,031	463,079	442,828	2,659,702	2,741,625
	United Kingdom. Ton	3,094	471	334	6,991	10,159
	\$	18,089	2,664	1,697	45,163	57,236
United States... Ton	\$	119,043	89,583	85,327	449,101	511,500
	\$	622,942	461,015	441,131	2,597,844	2,684,389
Coke, ground, when imported by manufacturers of electric batteries for use in their own factories in the manufacture of such batteries.—(Coke, pulvérisé, importé par les fabricants de piles électriques, pour servir à cette fabrication, dans leurs propres manufactures.)	Total imports... Cwt.	591	914	498	5,987	4,013
	\$	1,625	1,803	1,218	16,180	8,447
	United Kingdom. Cwt.
	\$
United States... Cwt.	\$	591	914	498	5,987	4,013
	\$	1,625	1,803	1,218	16,180	8,447
Total Coal and its Products.—(Total, houille et ses dérivés.)	Total imports... \$	5,285,070	5,527,590	5,902,132	28,240,691	29,030,391
	United Kingdom. \$	500,938	690,391	609,415	2,425,476	3,093,016
	United States... \$	4,635,074	4,625,531	5,081,189	25,730,127	25,406,688
	\$
GLASS AND GLASSWARE—VERRE ET VERRERIE.						
GLASS, CUT, PRESSED OR BLOWN.						
VERRE TAILLÉ, PRESSÉ OU SOUFFLÉ.						
Glass plates or discs, rough cut or unwrought, for use in the manufacture of optical instruments, when imported by manufacturers of such optical instruments.—(Plaques ou disques de verre brut, non façonné, pour servir à la fabrication d'instruments d'optique, importés par les fabricants d'instruments d'optique.)	Total imports... \$	5,111	7,711	6,045	46,373	34,514
	\$	51	607	594	1,886	1,830
	United States... \$	5,060	5,519	5,265	43,829	30,124
	\$
Glass milk bottles.—(Bouteilles à lait.)	Total imports... \$	2,685	1,441	1,992	10,778	12,569
	\$
	United States... \$	2,685	1,441	1,992	10,778	12,569
	\$

IMPORTS into Canada for Consumption, etc.—Continued.

Articles and Countries from which Imported.	Months, 1929			Six Months ending September		
	July	August	September	1928	1929	
GLASS AND GLASSWARE—Continued.						
VERRE ET VERRERIE—suite.						
GLASS, CUT, PRESSED OR BLOWN						
—Concluded.						
VERRE TAILLÉ, PRESSÉ OU SOUFFLÉ—fin.						
Glass carboys or demijohns, bottles, n.o.p., decanters, flasks, jars and phials. (Dames-jeannes, bombonnes, bouteilles, n.a.é., carafes, flacons, bocaux et fioles.)	Total Imports ... \$	186,366	167,529	285,926	854,018	1,633,063
	United Kingdom... \$	8,458	15,852	24,342	66,108	78,080
	United States... \$	149,784	129,803	184,957	689,442	841,600
	France... \$	6,043	2,773	4,704	18,082	16,388
	Germany... \$	19,861	16,119	20,436	70,379	87,410
Glass tableware, cut, pressed, moulded or crystal, blown glass tableware, other cut glass ware and glass balls.—(Verrerie de table, taillée, pressée, moulée ou en cristal, verrerie de table en verre soufflé, autre verre taillé et boules.)	Total Imports ... \$	167,874	90,126	78,549	535,560	578,807
	United Kingdom... \$	5,912	7,119	6,802	29,659	45,557
	United States... \$	67,150	40,525	42,799	307,159	335,702
	Belgium... \$	6,859	14,597	9,163	64,158	52,595
	Czecho-Slovakia... \$	17,473	19,838	11,807	63,438	81,480
	France... \$	13,512	2,139	1,894	13,472	29,258
	Germany... \$	3,283	2,506	3,706	36,001	17,064
Incandescent lamp bulbs and glass tubing for use in the manufacture of incandescent lamps.—(Ampoules de lampes incandescentes et verre en tube pour servir à leur fabrication.)	Total Imports ... \$	57,308	35,530	46,489	269,959	275,246
	United Kingdom... \$	51,501	33,572	35,417	246,808	241,105
	Netherlands... \$	5,807	1,801	5,072	19,745	33,984
Lamp chimneys, glass shades or globes.—(Verres de lampes, abat-jour ou globes.)	Total Imports ... \$	50,460	42,752	41,584	210,153	277,371
	United Kingdom... \$	144	47	934	428	1,505
	United States... \$	42,006	35,295	31,828	172,588	225,760
	Czecho-Slovakia... \$	3,043	3,308	4,998	11,515	18,773
	Germany... \$	5,009	3,879	3,800	23,306	30,593
Lenses, glass, unfinished.—(Verres de lunettes, non finis.)	Total Imports ... \$	12,178	7,548	7,718	45,517	55,958
	United Kingdom... \$	581	584	633	4,544	2,924
	United States... \$	8,042	6,255	6,933	31,128	44,662
PLATE, SHEET AND WINDOW GLASS.						
VERRE À VITRE ET GLACE SANS TAIN.						
Common and colourless window glass.—(Verre à vitre, commun et incolore.)	Total Imports Sq. ft.	6,137,688	6,116,720	4,602,079	25,368,697	33,152,260
	\$	179,606	178,150	143,932	651,540	957,691
	U. Kingdom... Sq. ft.	246,719	153,231	197,581	838,723	1,212,262
	\$	8,346	4,491	9,983	34,285	43,117
	United States... Sq. ft.	3,370	7,883	213,220	62,060	563,736
	\$	290	480	9,262	8,653	36,960
	Belgium... Sq. ft.	5,666,086	5,933,956	4,177,038	24,282,283	30,944,194
	\$	160,373	171,005	124,035	588,980	882,006
	Czecho-Slovak Sq. ft.	136,305	19,890	11,531	158,429	300,403
	\$	8,284	1,530	595	14,940	20,398
	Germany... Sq. ft.	3,099	1,760	26,302	40,865
	\$	93	44	4,643	2,932
Glass, cut to size for manufacture of dry plates for photographic purposes, when imported by the manufacturers of such dry plates for use exclusively in the manufacture thereof in their own factories.—(Verre taillé aux dimensions de plaques sèches photographiques importé par les fabricants de plaques sèches pour servir à cette fabrication, dans leurs propres manufactures.)	Total Imports ... \$		117		3,138	1,952
	United Kingdom... \$					
	United States... \$		117			1,952
	Belgium... \$				3,138	
Plate glass, not bevelled, in sheets or panes not exceeding 7 sq. ft. each, n.o.p.—(Glaces, non biseautées, en panneaux n'excédant pas 7 pieds carrés, n.a.é.)	Total Imports Sq. ft.	414,131	341,605	198,327	2,527,399	2,686,139
	\$	116,977	103,269	60,472	719,859	772,327
	U. Kingdom... Sq. ft.	49,752	54,516	54,683	303,030	367,251
	\$	14,370	17,693	15,480	136,612	112,007
	United States... Sq. ft.	70,198	82,330	75,553	554,099	624,606
	\$	29,328	34,807	27,283	198,897	236,866
	Belgium... Sq. ft.	277,384	197,254	57,341	1,178,442	1,485,665
	\$	68,325	48,535	14,871	288,018	358,181
	Czecho-Slovak Sq. ft.	110,539	39,515
	\$	32,637	16,275
	Germany... Sq. ft.	16,144	7,505	10,750	196,906	122,320
	\$	4,787	2,234	2,838	42,246	35,576

IMPORTATIONS au Canada pour consommation, etc.—*Suite.*

Articles et pays de provenance.	Mois, 1929			Six mois terminés avec septembre		
	Juillet	Août	Septembre	1928	1929	
Plate glass, not bevelled, in sheets or panes exceeding 7 sq. ft. each, and not exceeding 25 sq. ft. each, n.o.p.—(Glaces, non bisautées, en panneaux de plus de 7 pieds carrés, mais n'excedant pas 25 pieds carrés chacun, n.a.é.)	Total imports Sq. ft. \$	86,096	69,942	85,331	531,989	561,284
U. Kingdom...	Sq. ft. \$	22,825	21,019	41,262	156,344	188,713
United States...	Sq. ft. \$	8,651	8,483	14,772	70,991	70,628
Belgium.....	Sq. ft. \$	6,780	20,074	20,900	77,679	63,068
Germany.....	Sq. ft. \$	2,757	7,932	9,236	30,692	27,980
	Sq. ft. \$	51,769	24,856	20,888	251,039	244,407
	Sq. ft. \$	17,735	7,895	6,166	72,805	74,183
	Sq. ft. \$	3,819	3,993	2,341	27,267	35,358
	\$	1,282	1,558	792	8,560	11,774
Plate glass, n.o.p.—(Glaces, n.a.é.)	Total imports Sq. ft. \$	153,883	124,223	74,653	781,460	817,406
U. Kingdom...	Sq. ft. \$	56,883	50,942	27,254	313,657	313,611
United States...	Sq. ft. \$	61,003	27,199	24,969	333,110	290,853
Belgium.....	Sq. ft. \$	22,240	11,151	9,437	145,591	111,710
Germany.....	Sq. ft. \$	4,914	20,817	2,778	118,208	52,866
	Sq. ft. \$	2,456	8,571	1,134	49,472	22,622
	Sq. ft. \$	74,016	49,105	38,108	263,698	376,816
	Sq. ft. \$	26,468	17,076	12,254	96,121	133,830
	Sq. ft. \$	13,950	27,102	8,798	62,551	71,277
	\$	5,719	13,144	4,429	17,095	35,241
Plate glass, bevelled, n.o.p.—(Glaces biseautées, n.a.é.)	Total imports Sq. ft. \$	167	492	17,153	1,395
U. Kingdom...	Sq. ft. \$	119	334	7,170	759
United States...	Sq. ft. \$	10,002
Belgium.....	Sq. ft. \$	4,387
	Sq. ft. \$	38	492	5,286	547
	Sq. ft. \$	74	384	2,128	465
	Sq. ft. \$	129	1,865	848
	\$	45	655	294
German looking-glass (thin plate), unsilvered, or for silvering.—(Miroirs allemands, minces, sans vii-argent ou destinés à être étamés.)	Total imports \$
United Kingdom..... \$
United States..... \$
Glass in sheets and bent plate glass, n.o.p. (Verre en feuilles et glaces bombées, n.a.é.)	Total imports \$	69,407	33,151	59,759	384,146	299,429
United Kingdom..... \$	17,578	7,298	25,613	91,418	108,581	
United States..... \$	17,542	4,576	8,953	164,557	67,227	
Belgium..... \$	8,247	11,759	7,876	44,992	62,985	
Czecho-Slovakia..... \$	12,726	1,367	3,968	54,507	24,610	
Germany..... \$	4,145	6,506	4,276	23,284	32,778	
GLASS, STAINED, ORNAMENTAL AND SILVERED. VERRE PEINT, DÉCORÉ OU AUTREMENT TRAITÉ.						
Lenses, silvered, for automobile lamps.—(Verres étamés, pour phares d'automobiles.)	Total imports \$	5	37	63
United Kingdom..... \$
United States..... \$	5	37	63
Ornamental, figured and enamelled coloured glass, and memorial or other ornamental window glass, n.o.p.—(Verre de couleur, de fantaisie, ouvragé et émaillé, plaques commémoratives ou autre verre à vitraux, n.a.é.)	Total imports \$	1,368	982	299	2,755	6,233
United Kingdom..... \$	1,115	656	299	2,710	5,030	
United States..... \$	253	45	906	
Painted or vitrified, chipped, figured, enamelled and obscured white glass.—(Verre peint ou vitrifié, taillé, ouvragé, émaillé et verre blanc opaque.)	Total imports \$	312	577	672	3,546	3,404
United Kingdom..... \$	102	353	672	2,992	2,611	
United States..... \$	210	374	424	
Plain, coloured, opaque, stained or tinted, or muffled glass in sheets.—(Verre uni, coloré, opaque, peint ou nuancé, ou verre dépoli, en feuilles.)	Total imports \$	956	64	93	99	1,197
United Kingdom..... \$	317	64	417	
United States..... \$	639	63	5	750	
Stained or ornamental glass windows.—(Vitraux en verre de couleur ou décorés.)	Total imports \$	480	17,596	1,992	14,026	38,735
United Kingdom..... \$	14,801	1,992	10,274	33,055	
United States..... \$	23	650	2,969	2,832	
Silver glass, bevelled or not and framed or not.—(Verre étamé, biseauté ou non, encadré ou non.)	Total imports \$	29,969	23,696	23,177	119,419	133,878
United Kingdom..... \$	6,289	9,509	7,018	27,926	42,668	
United States..... \$	9,222	9,426	9,207	54,690	56,789	
Germany..... \$	2,443	2,436	4,574	21,885	16,971	

IMPORTS into Canada for Consumption, etc.—Continued.

Articles and Countries from which Imported.		Months, 1929			Six Months ending September	
		July	August	September	1928	1929
GLASS AND GLASSWARE—Concluded. VERRE ET VERRERIE—fin.						
OTHER GLASS AND GLASSWARE. AUTRES VERRES ET VERRERIES.						
Articles of glass, not plate or sheet, designed to be cut or mounted.—(Objets en verre (ni glace, ni vitre), destinés à être taillés ou montés.)	Total Imports ... \$	11,895	11,859	13,171	81,656	79,327
	United Kingdom... \$	145	520	1,214	800
	United States..... \$	7,526	4,923	9,546	47,830	47,676
	Belgium..... \$	1,060	853	1,053	13,310	7,388
	Czecho-Slovakia.. \$	2,337	4,040	1,759	10,890	17,794
Photographic dry plates.—(Plaques sèches photographiques.)	Total Imports ... \$	5,705	2,564	3,293	21,575	21,853
	United Kingdom... \$	4,204	1,229	2,708	12,343	12,317
	United States..... \$	607	346	124	4,457	3,700
Spectacles, eye-glasses and ground or finished spectacle or eye-glass lenses.—(Lorgnettes, bioccles et lunettes et leurs verres, taillés ou finis.)	Total Imports ... \$	13,377	12,289	9,952	64,359	78,499
	United Kingdom... \$	466	966	47	1,320	2,554
	United States..... \$	10,737	10,247	8,814	57,127	65,170
	Germany..... \$	996	85	281	3,940	2,945
Manufactures of glass, n.o.p.—(Objets en verre, n.a.é.)	Total Imports ... \$	92,515	89,957	79,477	429,522	549,977
	United Kingdom... \$	5,921	4,379	6,134	27,338	30,297
	United States..... \$	58,043	65,358	55,652	275,646	375,609
	Czecho-Slovakia.. \$	14,495	10,652	7,476	52,141	77,292
	France..... \$	5,891	2,406	3,233	24,449	23,010
	Germany..... \$	5,222	6,244	5,433	24,214	31,850
Total Glass and Glassware.—(Total, verre et verrerie.)	Total Imports ... \$	1,014,330	993,883	857,782	4,965,710	5,752,404
	United Kingdom... \$	104,890	105,801	127,460	671,132	705,688
	United States..... \$	455,944	400,272	448,469	2,399,266	2,679,693
GRAPHITE AND ITS PRODUCTS. GRAPHITE ET SES DÉRIVÉS.						
Plumbago, not ground or otherwise manufactured.—(Plombagine non pulvérisée, ni autrement ouvrée.)	Total Imports ... \$	1,427	336	3,305	1,918
	United Kingdom... \$	462
	United States..... \$	1,427	336	2,843	1,918
Crucibles, plumbago.—(Creusets en plombagine.)	Total Imports ... \$	4,711	6,377	3,397	24,570	38,531
	United Kingdom... \$	1,483	3,311	536	16,118	13,869
	United States..... \$	3,228	3,066	2,861	8,452	24,662
Plumbago, ground, and manufactures of, n.o.p.—(Plombagine pulvérisée et articles en plombagine, n.a.é.)	Total Imports ... \$	5,315	6,239	6,774	36,164	39,984
	United Kingdom... \$	131	284	1,085	8,685	7,900
	United States..... \$	5,184	5,955	4,789	27,479	31,184
Total Graphite and its Products.—(Total, graphite et ses dérivés.)	Total Imports ... \$	11,453	12,952	10,171	64,039	79,533
	United Kingdom... \$	1,614	3,595	2,521	25,265	21,769
	United States..... \$	9,839	9,357	7,650	38,774	57,764
MICA AND ITS PRODUCTS—MICA ET SES DÉRIVÉS						
Mica and manufactures of, n.o.p.—(Mica et articles en mica, n.a.é.)	Total Imports ... \$	15,742	14,350	24,625	59,757	88,121
	United Kingdom... \$	5,891	3,640	3,288	9,907	17,804
	United States..... \$	6,528	7,179	6,014	43,520	44,037
	British India..... \$	3,333	3,334	15,323	6,240	26,083
PETROLEUM, ASPHALT AND THEIR PRODUCTS. PÉTROLE, ASPHALTE ET LEURS DÉRIVÉS.						
ASPHALT AND ITS PRODUCTS. ASPHALTE ET SES COMPOSÉS.						
Asphaltum or asphalt, solid.—(Asphaltum ou asphalte solide.)	Total Imports ... Cwt.	140,506	122,900	112,615	594,103	596,093
	\$	118,613	88,576	79,622	494,352	459,356
	United Kingdom Cwt.	121
	\$	398
	United States... Cwt.	140,506	122,900	112,615	593,982	595,298
	\$	118,613	88,576	79,622	493,954	459,449
Asphalt, not solid.—(Asphalte non solidifié.)	Total Imports ... \$	17,005	10,233	13,542	31,809	67,163
	United Kingdom... \$	188	248
	United States..... \$	17,005	10,233	13,542	31,621	66,915
Asphaltum oil for paving purposes.—(Huile d'asphalte pour pavages.)	Total Imports ... \$	5,110	3,233	4,563	89,351	29,430
	United Kingdom... \$	5,400
	United States..... \$	5,110	3,233	4,563	83,951	29,630

IMPORTATIONS au Canada pour consommation, etc.—*Suite.*

Articles et pays de provenance.	Mois, 1929			Six mois terminés avec septembre		
	Juillet	Août	Septembre	1928	1929	
PETROLEUM OILS, CRUDE, FUEL AND GAS. HUILE DE PÉTROLE À COMBUSTION ET À GAZ.						
Petroleum and other oils, imported by miners or mining companies or concerns for use in the concentration of ores of metals in their own concentrating establishments.—(Pétrole et autres huiles importés par les mineurs ou compagnies minières, pour servir à la concentration des minerais métalliques, dans leurs propres établissements.)	Total Imports... Gal.	17,783	5,855	13,826	54,238	77,336
	\$	8,542	3,661	9,174	14,263	28,457
United Kingdom. Gal.					10,489	
	\$				2,895	
United States... Gal.		17,783	5,855	13,826	43,749	77,336
	\$	8,502	3,661	9,174	11,368	38,457
Crude petroleum, gas oils, other than naphtha, benzine and gasoline, lighter than -8235 but not less than -775 specific gravity at 60 degrees temperature.—(Pétrole brut, huiles à gaz autres que naphtha, benzine et gasoline, d'une densité non inférieure à -775 mais non supérieure à -8235. à la température de 60 degrés.)	Total Imports... Gal.	14,925	12,071	18,484	179,371	110,483
	\$	1,494	1,610	2,732	15,947	13,053
United Kingdom. Gal.						
	\$					
United States... Gal.		14,925	12,071	18,484	179,371	110,483
	\$	1,494	1,610	2,732	15,947	13,053
Crude petroleum in its natural state, -7900 specific gravity or heavier at 60 degrees temperature, when imported by oil refiners to be refined in their own factories.—(Pétrole brut, à l'état naturel, d'une densité de -7900 ou supérieure, à une température de 60 degrés, importé pour être raffiné dans les raffineries canadiennes.)	Total Imports... Gal.	114,782,793	117,696,763	79,579,689	438,413,171	542,091,773
	\$	5,121,026	5,170,651	3,692,275	18,182,527	23,376,794
United Kingdom. Gal.						
	\$					
United States... Gal.		85,656,481	96,954,809	62,636,531	304,960,541	417,026,133
	\$	3,761,685	4,235,436	2,768,396	12,596,835	17,718,743
Colombia... Gal.		16,675,927	16,450,000	10,467,463	88,563,938	75,535,531
	\$	787,555	714,400	454,588	3,615,610	3,208,147
Ecuador... Gal.						
	\$					
Mexico... Gal.					5,429,942	
	\$				186,170	
Peru... Gal.		12,450,385	4,281,954	6,475,695	32,203,283	49,530,099
	\$	574,786	220,315	379,291	1,599,914	2,449,904
Venezuela... Gal.					7,155,467	
	\$				183,998	
Crude petroleum not in its natural state, -725 specific gravity or heavier but not heavier than -770 specific gravity at 60 degrees temperature, when imported by oil refiners to be refined in their own factories.—(Pétrole brut, non à l'état naturel, d'une densité de -725 ou supérieure mais ne dépassant pas -770 à une température de 60 degrés, importé par les raffineries pour être raffiné dans leurs propres établissements.)	Total Imports... Gal.	92,094	51,730	466,429	363,771	7,733,096
	\$	9,209	6,207	30,602	26,378	465,775
United Kingdom. Gal.						
	\$					
United States... Gal.		92,094	51,730	466,429	363,771	610,253
	\$	9,209	6,207	30,602	26,378	46,018
Peru... Gal.						7,122,845
	\$					419,757
Petroleum (not including crude petroleum imported to be refined, or illuminating or lubricating oils) -8235 specific gravity or heavier at 60 degrees temperature.—(Pétrole (non compris le pétrole brut importé pour être raffiné, ni les huiles lubrifiantes et d'éclairage) d'une densité de -8235 ou plus lourde, à une température de 60 degrés.)	Total Imports... Gal.	2,817,791	5,363,364	4,680,905	29,453,152	27,473,555
	\$	105,083	219,889	161,241	1,142,800	1,015,888
United Kingdom. Gal.						
	\$					
United States... Gal.		2,817,791	2,683,295	4,128,460	25,135,915	18,554,627
	\$	105,083	103,245	129,871	974,546	665,878
Dutch W. Indies. Gal.				552,445	841,605	2,553,772
	\$			31,410	30,793	116,318
Peru... Gal.			3,177,069		3,475,632	0,365,156
	\$		116,644		137,461	233,692
Fuel oil, ex-warehoused for ships' stores.—(Mazout en régie pour l'approvisionnement des navires.)	Total Imports... Gal.	2,676,014	4,259,555	2,700,651	18,089,778	18,712,527
	\$	67,431	116,267	73,313	556,313	484,924
United Kingdom. Gal.						
	\$					
United States... Gal.		2,256,027	3,455,070	2,293,055	14,728,409	15,484,192
	\$	54,453	93,539	62,636	462,519	394,821
Mexico... Gal.					453,686	
	\$				29,444	
Dutch W. Indies. Gal.		419,987	795,485	407,596	2,907,683	3,225,335
	\$	12,988	22,728	10,677	64,320	90,103
PETROLEUM OILS, REFINED. HUILES DE PÉTROLE RAFFINÉES.						
Illuminating oils composed wholly or in part of the products of petroleum, coal, shale or lignite, costing more than thirty cents per gallon.—(Huiles d'éclairage constituées totalement ou partiellement par les produits du pétrole, de la houille, des schistes ou lignites, coûtant plus de 30 cents par gallon.)	Total Imports... Gal.	468	634	413	2,472	2,014
	\$	290	228	154	1,199	1,633
United Kingdom. Gal.					37	24
	\$				64	37
United States... Gal.		468	634	413	2,243	1,785
	\$	200	228	154	840	784

IMPORTS into Canada for Consumption, etc.—Continued.

Articles and Countries from which Imported.	Months, 1929			Six Months ending September		
	July	August	September	1928	1929	
PETROLEUM, ASPHALT AND THEIR PRODUCTS						
—Continued.						
PÉTROLE, ASPHALTE ET LEURS DÉRIVÉS—suite.						
PETROLEUM OILS, REFINED—Concluded.						
HUILES DE PÉTROLE RAFFINÉES—fin.						
Coal oil and kerosene, distilled, known as "engine distillate", when .725 specific gravity and heavier, but not heavier than .770 specific gravity at 60 degrees temperature.—(Pétrole et kérosène distillés, connus sous le nom de "distillé," d'une densité supérieure à .725 mais ne dépassant pas .770 à une température de 60 degrés.)	Total Imports... Gal.	457	228	7,613	14,018	17,037
	\$	82	51	696	1,488	1,702
	United Kingdom... Gal.			208		208
	\$			80		60
	United States.... Gal.		228	7,405	14,018	16,372
	\$		51	626	1,488	1,560
Coal oil and kerosene, distilled, purified or refined, n.o.p.—(Pétrole et kérosène distillés, purifiés ou raffinés, n.a.é.)	Total Imports... Gal.	487,553	385,435	533,151	2,160,643	2,498,874
	\$	49,705	39,786	44,342	189,186	219,535
	United Kingdom... Gal.					
	\$					
	United States.... Gal.	487,553	385,435	531,193	2,160,283	2,496,916
	\$	40,705	30,786	43,910	189,102	219,133
Gasoline under .725 specific gravity at 60 degrees temperature.—(Gazoline, d'une densité inférieure à .725 à une température de 60 degrés.)	Total Imports... Gal.	17,829,769	16,758,966	14,208,093	65,096,510	79,810,947
	\$	2,092,491	1,838,501	1,502,233	7,399,806	8,915,138
	United Kingdom... Gal.					
	\$					
	United States.... Gal.	17,829,769	16,758,966	14,208,093	65,096,510	79,810,947
	\$	2,092,491	1,838,501	1,502,233	7,399,806	8,915,138
Gasoline, .725 specific gravity and heavier, but not heavier than .770 specific gravity at 60 degrees temperature.—(Gazoline, d'une densité égale ou supérieure à .725, mais ne dépassant pas .770 à une température de 60 degrés.)	Total Imports... Gal.	4,317,229	4,573,979	5,668,492	15,539,153	24,577,679
	\$	543,182	572,016	679,607	1,791,545	2,956,654
	United Kingdom... Gal.					
	\$					
	United States.... Gal.	4,317,229	4,569,987	5,668,492	15,525,681	24,573,087
	\$	513,182	571,219	679,607	1,788,387	2,955,857
Gasoline, n.o.p.—(Gazoline, n.a.é.)	Total Imports... Gal.			2,398	43,266	15,497
	\$			679	5,873	2,833
	United Kingdom... Gal.					
	\$					
	United States.... Gal.			383	43,266	13,482
	\$			60	5,873	2,311
Lubricating oils, composed wholly or in part of petroleum, and costing less than 25 cents per gallon.—(Huiles lubrifiantes composées totalement ou partiellement de pétrole et coûtant moins de 25 cents le gallon.)	Total Imports... Gal.	594,027	779,143	754,837	4,250,602	4,461,069
	\$	197,528	145,820	138,882	727,725	810,298
	United Kingdom... Gal.					
	\$					
	United States.... Gal.	594,027	779,143	754,837	4,250,602	4,461,069
	\$	107,528	145,820	138,882	727,725	810,298
Lubricating oils, n.o.p.—(Huiles lubrifiantes, n.a.é.)	Total Imports... Gal.	976,476	1,091,953	939,321	5,975,318	6,429,625
	\$	417,677	459,055	397,869	2,312,202	2,687,908
	United Kingdom... Gal.	39,021	37,695	31,444	251,529	242,091
	\$	20,989	21,394	16,075	186,213	150,076
	United States.... Gal.	937,445	1,053,813	907,826	5,718,210	6,176,376
	\$	396,679	428,394	381,709	2,124,704	2,535,581
All other oils, n.o.p.—(Toutes autres huiles, n.a.é.)	Total Imports... Gal.	26,085	4,846	14,235	89,131	129,050
	\$	13,468	6,251	11,286	68,885	70,654
	United Kingdom... Gal.	10	11		764	46
	\$	4	77		333	151
	United States.... Gal.	26,048	4,835	14,235	79,355	119,247
	\$	13,394	6,174	11,286	68,551	69,967
PETROLEUM PRODUCTS, N.O.P.						
PRODUITS DU PÉTROLE, N.A.E.						
Grease, axle.—(Graisse d'essieux.)	Total Imports... Lb.	718,892	684,257	591,761	3,168,475	3,940,824
	\$	37,610	37,862	33,677	170,632	216,219
	United Kingdom... Lb.	3,722	3,325	142	26,992	12,755
	\$	451	582	25	1,659	1,511
	United States.... Lb.	715,170	680,932	591,622	3,141,483	3,928,069
	\$	37,159	37,280	33,652	168,993	214,369
Vaseline and all similar preparations of petroleum, for toilet, medicinal or other purposes.—(Vaseline et toutes préparations similaires dérivées du pétrole, pour la toilette et les usages médicaux ou autres.)	Total Imports... \$	13,574	34,390	29,454	110,437	136,654
	United Kingdom... \$	21	315	37	4,432	454
	United States.... \$	11,966	29,313	15,780	90,385	113,560
	Belgium..... \$	739	3,774	3,088	12,658	17,005

IMPORTATIONS au Canada pour consommation, etc.—*Suite.*

Articles et pays de provenance.		Mois, 1929			Six mois terminés avec septembre	
		Juillet	Août	Septembre	1928	1929
Paraffine wax.—(Paraffine.)	Total imports.... Lb.	242,905	238,664	327,771	914,034	1,224,633
	\$	8,457	8,710	13,524	45,878	49,890
	United Kingdom Lb.	33,035	38,080	34,734	229,874	169,815
	\$	1,475	1,526	1,360	9,630	7,438
	United States....	209,270	200,584	203,040	663,069	1,058,818
\$	6,982	7,184	12,155	33,879	42,452	
Paraffine wax candles.—(Bougies de paraffine.)	Total imports.... Lb.	17,752	27,982	53,341	138,581	148,973
	\$	4,018	5,776	12,936	31,307	33,676
	United Kingdom Lb.	168	20	1,256	2,489
	\$	31	15	434	373
	United States....	15,882	19,215	31,734	120,869	111,702
\$	3,600	4,006	7,590	27,327	25,369	
Germany.....	1,559	8,627	21,587	13,124	34,413	
\$	359	1,728	5,342	3,255	7,858	
Petroleum, products of, n.o.p.—(Produits du pétrole, n.a.é.)	Total imports.... Gal.	178,236	152,325	120,256	875,368	903,836
	\$	26,492	25,546	20,567	163,390	146,089
	United Kingdom Gal.	30	18
	\$	13	30
	United States....	178,236	152,325	120,256	875,302	903,806
\$	26,492	25,546	20,567	163,291	146,071	
Total Petroleum, Asphalt and their Products.—(Total, pétrole, asphalte et leurs dérivés.)	Total imports.... \$	8,762,007	8,735,739	6,833,900	33,572,404	12,190,914
	United Kingdom. \$	22,071	23,909	17,596	211,059	160,686
	United States.... \$	7,361,592	7,670,262	5,949,369	27,486,600	35,476,407
STONE AND ITS PRODUCTS.						
PIERRE ET SES DÉRIVÉS.						
ABRASIVES—ABRASIFS.						
Artificial abrasives in bulk, crushed or ground, when imported for use in the manufacture of abrasive wheels and polishing composition.—(Substances à polir, artificielles, en vrac, broyées ou moulues, importées pour servir à la fabrication de meules d'abrasion et d'ingrédients de polissage.)	Total imports.... \$	23,590	16,648	11,245	132,657	106,959
	United Kingdom. \$	30	80
	United States.... \$	23,590	16,648	11,245	132,627	106,870
Carborundum wheels or stones, not further manufactured than moulded and burned. (Meules ou pierres de carborundum façonnées et cuites, mais non autrement préparées.)	Total imports.... \$	21,216	12,735	11,027	120,380	111,016
	United Kingdom. \$
	United States.... \$	21,216	12,735	11,027	120,380	111,016
Diamond dust or bort, and black diamonds for borers.—(Poussière de diamant ou bort et diamants noirs à l'usage des foreurs.)	Total imports.... \$	207,250	179,315	204,621	1,355,400	1,369,668
	United Kingdom. \$	31,067	24,576	78,062	83,675
	United States.... \$	168,696	151,791	203,022	1,261,013	1,267,167
Diatomaceous earth or infusorial earth (Kieselguhr), ground or unground.—(Terre diatomée ou infusoire (Kieselguhr), moulue ou non.)	Total imports.... Cwt.	20	20	16	5,373	12,460
	United Kingdom Cwt.	224	46	134	9,518	23,126
	United States.... Cwt.	20	20	16	5,323	12,432
	\$	234	46	134	9,518	23,044
Emery in bulk, crushed or ground.—(Émeri en vrac, pulvérisé ou broyé.)	Total imports.... \$	4,726	3,577	2,112	26,475	26,284
	United Kingdom. \$	83	122	21	628	515
	United States.... \$	4,643	3,455	2,091	25,658	25,769
Emery wheels and carborundum wheels, n.o.p.—(Meules d'émeri et de carborundum, n.a.é.)	Total imports.... \$	9,505	7,141	7,295	54,819	59,130
	United Kingdom. \$	529	625	563	651	2,004
	United States.... \$	8,907	6,516	6,732	54,165	56,871
Emery or carborundum, manufactures of, including carborundum stones, n.o.p.—(Articles en émeri ou en carborundum, y compris les meules en carborundum, n.a.é.)	Total imports.... \$	9,983	7,378	5,918	49,033	49,980
	United Kingdom. \$	29	124	133	187
	United States.... \$	9,766	7,341	5,790	39,707	48,855
Grindstones, not mounted, and not less than 36 inches in diameter.—(Meules à repasser, non montées n'ayant pas moins de 36 pouces de diamètre.)	Total imports.... \$	83,078	49,547	79,499	392,957	277,473
	United Kingdom. \$	3,997	2,849	67,251	11,026
	United States.... \$	79,081	46,668	79,499	325,358	266,217
Grindstones, n.o.p.—(Meules à repasser, n.a.é.)	Total imports.... \$	1,382	2,323	1,118	15,466	9,623
	United Kingdom. \$	163	41	53	359
	United States.... \$	1,032	2,279	1,037	14,676	8,991

IMPORTS into Canada for Consumption, etc.—Continued.

Articles and Countries from which Imported.	Months, 1929			Six Months ending September		
	July	August	September	1928	1929	
STONE AND ITS PRODUCTS—Continued.						
PIERRE ET SES DÉRIVÉS—suite.						
ABRASIVES—Concluded.—ABRASIF—fin.						
Pumice and pumice stone, lava and calcareous tufa, not further manufactured than ground.—(Ponce et pierre ponce, lave et tuf calcaire, simplement moulus.)	Total imports... \$	3,027	3,318	3,659	29,349	19,620
	United Kingdom... \$		8	32	145	51
	United States..... \$	3,027	3,310	3,605	26,449	17,372
Sand paper, glass, flint and emery paper or emery cloth.—(Papier sablé, de verre, de silice, et papier d'émeri ou toile d'émeri.)	Total imports... \$	28,882	32,024	29,024	225,788	232,652
	United Kingdom... \$	2,683	3,086	998	9,941	12,341
	United States..... \$	26,199	28,128	26,842	210,707	214,432
BUILDING AND PAVING STONE.						
PIERRE À BÂTIR ET À PAVÉ.						
Building stone, other than marble or granite, sawn on more than two sides but not sawn on more than four sides.—(Pierre à bâtir autre que le marbre et le granit, sciée sur plus de deux faces mais pas plus de quatre faces.)	Total imports... Cwt.	190	4,525		3,491	8,080
	\$	157	2,863		2,346	5,060
	United Kingdom... Cwt.					
	\$	190	4,525		3,491	8,080
	United States.... Cwt.	157	2,866		2,346	5,060
	\$					
Building stone, other than marble or granite, planed, turned, cut or further manufactured than sawn on four sides.—(Pierre à bâtir autre que le marbre et le granit, polie, tournée, coupée ou autrement ouvrée que sur quatre faces.)	Total imports... Cwt.	4,018	578	556	4,577	29,328
	\$	8,743	1,250	1,244	26,101	57,027
	United Kingdom... Cwt.					
	\$	4,018	578	556	4,577	29,328
	United States.... Cwt.	8,743	1,250	1,244	26,101	57,027
	\$					
Flagstone, sandstone and all building stone, not hammered, sawn or chiselled.—(Dalle, grès et autre pierre à bâtir, ni taillée, ni sciée.)	Total imports... \$	27,109	31,417	26,539	72,246	151,045
	United Kingdom... \$				586	
	United States..... \$	25,501	29,158	26,539	69,145	145,046
Flagstone and building stone, other than marble or granite, sawn on not more than two sides.—(Dalle et pierre à bâtir autre que le marbre ou le granit, sciées sur deux faces seulement.)	Total imports... \$	16,898	20,216	30,964	130,630	112,105
	United Kingdom... \$				345	
	United States..... \$	16,898	20,216	30,964	130,285	112,105
Granite, rough, not hammered or chiselled.—(Granit brut, ni dégrossi ni scié.)	Total imports... \$	2,950	6,449	5,686	29,474	34,234
	United Kingdom... \$	46				497
	United States..... \$	1,788	3,754	2,783	16,873	16,437
	Sweden..... \$		2,257	582	10,546	11,202
Granite, sawn.—(Granit scié.)	Total imports... \$	591	32	4,049	4,054	10,450
	United Kingdom... \$				68	
	United States..... \$	591	32	4,049	3,986	10,450
Granite monuments.—(Monuments de granit.)	Total imports... \$	17,175	16,944	11,660	88,525	101,073
	United Kingdom... \$	10,008	3,406	9,020	43,443	54,984
	United States..... \$	725	2,370	62	2,610	3,311
	Germany..... \$	224	4,643	526	23,968	18,546
Granite, manufactures of, n.o.p.—(Articles en granit, n.a.é.)	Total imports... \$	6,371	5,322	3,740	34,301	28,577
	United Kingdom... \$	2,454	2,236	1,404	16,322	13,015
	United States..... \$	3,501	2,128	1,182	9,988	8,931
Paving blocks.—(Blocs de pavage.)	Total imports... \$					
	United Kingdom... \$					
	United States..... \$					
LIME, PLASTER AND CEMENT.						
CHAUX, PLÂTRE ET CIMENT.						
Gypsum, crude (sulphate of lime).—(Gypse, naturel (sulfate de chaux).)	Total imports... Ton	52	42	34	271	327
	\$	1,669	2,337	962	9,462	10,118
	United Kingdom... Ton		2		4	2
	\$		67		125	67
	United States.... Ton	52	40	38	267	325
	\$	1,669	2,270	962	9,737	10,051
Lime.—(Ciment.)	Total imports... Cwt.	8,072	9,778	3,889	55,229	47,933
	\$	4,605	6,100	3,661	35,813	28,629
	United Kingdom... Cwt.					
	\$	8,072	9,778	3,889	55,107	47,933
	United States.... Cwt.	4,605	6,100	3,661	35,559	28,629

IMPORTATIONS au Canada pour consommation, etc.—*Suite.*

Articles et pays de provenance.	Mois, 1929			Six mois terminés avec septembre	
	Juillet	Août	Septembre	1928	1929
Plaster of Paris, or gypsum, ground not oxidized.—(Plâtre de Paris ou gypse, moulu, non calciné.)	Total imports... Cwt.	289	655	298	1,625
	\$	381	860	334	1,995
	United Kingdom... Cwt.	228	646	228	1,232
	\$	265	820	263	1,213
	United States... Cwt.	61	9	70	368
\$	116	40	75	771	2,617
Plaster of Paris, or gypsum, calcined, and prepared wall plaster.—(Plâtre de Paris ou gypse calciné, et plâtre préparé.)	Total imports... Cwt.	31,911	47,632	27,999	104,571
	\$	16,934	29,848	16,443	66,799
	United Kingdom... Cwt.	101	8
	\$	79	26
	United States... Cwt.	29,879	30,632	29,770	94,197
\$	16,435	20,315	16,323	62,491	151,392
Cement, Portland and hydraulic or water-lime.—(Ciment de Portland et ciment hydraulique.)	Total imports... Cwt.	34,921	34,696	18,022	68,161
	\$	23,259	25,223	21,952	88,486
	United Kingdom... Cwt.	472	19
	\$	677	28
	United States... Cwt.	15,767	15,989	17,525	64,574
\$	10,662	18,405	21,254	84,612	113,289
Cement, n.o.p., and manufactures of n.o.p.—(Ciment, n.o.p., et articles en ciment, n.o.p.)	Total imports... \$	2,761	6,857	2,098	8,267
	United Kingdom... \$	170	116	69
	United States... \$	1,830	6,540	1,242	6,952
					19,040
MARBLE—MARBRE.					
Marble, rough, not hammered or chiselled.—(Marbre brut, ni martelé, ni ciselé.)	Total imports... \$	16,529	21,672	19,850	81,832
	United Kingdom... \$
	United States... \$	12,007	17,387	2,718	53,842
	Italy... \$	2,516	1,507	17,132	22,245
					58,273
Marble, sawn or sand rubbed, not polished.—(Marbre, scié ou frotté au sable, non poli.)	Total imports... \$	27,248	28,550	17,194	92,449
	United Kingdom... \$	29
	United States... \$	21,652	19,832	14,300	73,274
	Italy... \$	2,641	8,266	2,323	18,108
					123,499
Marble, manufactures of, n.o.p.—(Articles en marbre, n.o.p.)	Total imports... \$	18,576	9,752	16,936	75,953
	United Kingdom... \$	756	185	341	4,189
	United States... \$	8,451	6,501	14,198	42,227
	Italy... \$	7,472	1,569	2,076	26,405
					83,348
SLATE—ARDOISE.					
Roofing slates.—(Ardoise à toiture.)	Total imports... Square \$	996	1,249	801	3,665
	United Kingdom... Square \$	13,073	15,364	10,012	46,951
	United States... Square \$	40	704
	United States... Square \$	730
	United States... Square \$	956	1,249	801	3,665
	12,343	15,364	10,012	46,951	60,302
Slate pencils.—(Crayons d'ardoise.)	Total imports... \$	707	552	709	4,880
	United Kingdom... \$	12
	United States... \$	598	537	530	4,000
					4,117
					5,044
School writing slates.—(Ardoises d'écoliers.)	Total imports... \$	12,327	18,208	11,256	49,816
	United Kingdom... \$
	United States... \$	11,363	17,875	10,341	39,375
					55,335
				
Slate mantels and manufactures of slate, n.o.p.—(Manteaux de cheminées en ardoise et objets en ardoise, n.o.p.)	Total imports... \$	3,348	7,521	3,550	23,094
	United Kingdom... \$
	United States... \$	3,348	7,317	3,506	21,842
					36
					28,717
OTHER STONE PRODUCTS.					
TOUTS AUTRES PRODUITS DE LA PIERRE.					
Bar-stones in blocks, rough or unmanufactured, not bound up or prepared for binding into mill-stones.—(Pierre moutière en blocs, brute et non ouvrée, non préparée, ni façonnée, pour être transportée en meules de moulin.)	Total imports... No.	10	6	119	24
	\$	263	63	925	1,247
	United Kingdom... No.
	United States... No.	10	6	5	4
	\$	263	63	696	1,247
Chalk, China or Cornwall stone, cliff stone, and mica schist, ground or unground.—(Pierre crayeuse, à porcelaine ou de Cornwall, pierre de dunes, et schiste de mica, broyés ou non.)	Total imports... \$	3,951	1,711	2,684	12,006
	United Kingdom... \$	378	551	399	2,229
	United States... \$	1,654	1,144	1,682	7,112
					2,489
					10,550
Chalk, prepared.—(Grain préparée.)	Total imports... \$	9,806	16,573	6,525	62,902
	United Kingdom... \$	826	1,526	534	4,553
	United States... \$	8,639	15,019	5,842	56,128
					4,262
					56,676

IMPORTS into Canada for Consumption, etc.—Continued.

Articles and Countries from which Imported.	Months, 1929			Six Months ending September	
	July	August	September	1928	1929
STONE AND ITS PRODUCTS—Concluded.					
PIERRE ET SES DÉRIVÉS—fin.					
OTHER STONE PRODUCTS—Concluded.					
AUTRES PRODUITS DE LA PIERRE—fin.					
Curling stones and handles therefor.— (Palets et crosses pour le jeu de curling.)	Total imports. Pair	3	163	727	167
	\$	63	4,318	15,455	4,391
	United Kingdom. Pair	3	163	727	167
	\$	63	4,318	15,455	4,391
	United States... Pair				
	\$				
Feldspar.—(Feldspath.)	Total imports. Cwt.	8,407	6,085	8,218	31,239
	\$	6,361	5,117	6,387	25,965
	United Kingdom. Cwt.				
	\$				
	United States... Cwt.	8,407	6,085	8,218	31,200
	\$	6,361	5,117	6,387	25,965
Flint and ground flint stones.—(Silex et silex broyé.)	Total imports. Cwt.	5,542	7,083	12,682	32,647
	\$	2,855	3,661	6,594	17,909
	United Kingdom. Cwt.				
	\$				
	United States... Cwt.	3,303	2,083	1,479	12,736
	\$	2,005	1,215	896	7,931
	France..... Cwt.			11,203	4,630
	\$			5,728	1,601
Fluorspar.—(Spath fluor ou fluorine.)	Total imports. Cwt.	12,810	7,651	10,712	190,632
	\$	12,219	8,491	9,286	101,621
	United Kingdom. Cwt.				124,460
	\$				51,212
	United States... Cwt.	12,810	7,651	10,712	66,040
	\$	12,219	8,491	9,286	52,761
Ganister.—(Sable réfractaire.)	Total imports. Cwt.	14	391	2,567	1,497
	\$	16	364	1,277	831
	United Kingdom. Cwt.		375	224	397
	\$		344	135	367
	United States... Cwt.	14	16	2,343	1,100
	\$	16	20	1,142	464
Lithographic stones, not engraved.—(Pier- res lithographiques, non gravées.)	Total imports... \$	111		349	914
	United Kingdom. \$				
	\$	111		349	914
	United States... \$				
Magnesite.—(Magnésite.)	Total imports. Cwt.		20	119	1,315
	\$		75	211	2,355
	United Kingdom. Cwt.				335
	\$				770
	United States... Cwt.			119	40
	\$			211	1,166
Phosphate rock (fertilizer).—(Phosphate, engrais.)	Total imports. Cwt.		177,998	5,500	174,933
	\$		49,702	6,602	51,929
	United Kingdom. Cwt.				
	\$				
	United States... Cwt.		177,998	5,500	174,933
	\$		49,702	6,602	51,929
Sand, silica, for glass and carborundum manufacture, and for use in steel found- ries.—(Sable siliceux pour la fabrica- tion du verre et du carborundum et utilisé dans les aciéries.)	Total imports. Cwt.	671,841	530,905	525,686	1,693,569
	\$	67,285	61,652	53,382	187,493
	United Kingdom. Cwt.	280			802
	\$	278			1,100
	United States... Cwt.	446,059	398,304	402,155	1,227,388
	\$	46,800	49,392	42,402	143,601
	Belgium..... Cwt.	224,638	132,601	123,531	466,181
	\$	20,075	12,260	10,980	43,892
Sand and gravel, n.o.p.—(Sable et gravier, n.a.é.)	Total imports... Ton	35,298	37,594	40,128	393,343
	\$	33,672	29,076	21,406	159,852
	United Kingdom. Ton				10
	\$				196
	United States... Ton	35,233	37,529	40,121	391,578
	\$	33,585	10,069	21,356	154,834
Silex or crystallized quartz, ground or un- ground.—(Silex ou quartz, en cristaux, broyé ou non.)	Total imports. Cwt.	7,051	4,772	7,600	33,005
	\$	7,001	4,527	8,855	39,729
	United Kingdom. Cwt.				
	\$				
	United States... Cwt.	7,051	4,772	7,600	32,674
	\$	7,001	4,527	8,855	39,309

IMPORTATIONS au Canada pour consommation, etc.—Suite.

Articles et pays de provenance.	Mois, 1929			Six mois terminés avec septembre		
	Juillet	Août	Septembre	1928	1929	
Stone refuse, not sawn, hammered or chiselled, nor fit for flagstone, building stone or paving.—(Pierre de rebut, non sciée, martelée, ou ciselée, impropre au pavage, au dallage et à la construction.)	Total imports... Ton	111,301	121,345	50,853	400,917	364,111
	United Kingdom... Ton	69,987	75,659	31,474	246,390	230,838
	United States... Ton	40,605	45,625	17,280	213,294	181,120
	Newfoundland... Ton	23,578	26,423	9,650	123,369	113,360
		\$ 70,495	\$ 75,723	\$ 33,573	\$ 187,623	\$ 179,991
	\$ 46,449	\$ 49,230	\$ 21,824	\$ 123,021	\$ 117,469	
Talc or soapstone, ground or unground.—(Talc ou stéatite broyé ou non.)	Total imports... Cwt.	7,764	9,580	7,240	48,670	56,139
	United Kingdom... Cwt.	5,506	11,181	6,351	33,226	53,206
	United States... Cwt.		450			450
		\$	\$ 1,875	\$	\$	\$ 1,875
		\$ 7,764	\$ 8,248	\$ 7,240	\$ 44,092	\$ 53,705
	\$ 5,806	\$ 8,240	\$ 6,381	\$ 29,894	\$ 48,092	
Whiting, gilders' whiting and Paris white. (Blanc de cèruse, blanc de doreur et blanc de Paris.)	Total imports... Cwt.	30,251	32,355	42,745	157,261	182,468
	United Kingdom... Cwt.	19,024	18,263	25,007	93,126	107,987
	United States... Cwt.	20,335	16,686	22,803	80,374	93,346
		\$ 11,572	\$ 9,430	\$ 12,676	\$ 46,642	\$ 52,688
		\$ 7,382	\$ 4,681	\$ 12,950	\$ 47,872	\$ 56,754
	\$ 5,372	\$ 3,051	\$ 9,090	\$ 34,586	\$ 38,496	
	\$ 2,200	\$ 5,786	\$ 3,943	\$ 23,095	\$ 19,088	
	\$ 1,943	\$ 3,007	\$ 1,879	\$ 11,161	\$ 10,343	
Manufactures of stone, n.o.p.—(Ouvrages en pierre, n.a.é.)	Total imports... \$	7,940	5,846	6,727	38,847	42,725
	United Kingdom... \$	552	501	538	6,016	5,865
	United States... \$	3,991	4,477	5,032	24,938	25,329
Total Stone and its Products.—(Total, pierre et ses dérivés.)	Total imports... \$	860,144	843,690	760,738	4,471,361	4,782,130
	United Kingdom... \$	67,628	52,243	32,107	352,001	289,810
	United States... \$	672,865	674,767	651,025	3,722,571	4,034,121
OTHER NON-METALLIC MINERAL PRODUCTS.						
AUTRES PRODUITS DES MÉTALLOÏDES.						
Barytes.—(Barytes.)	Total imports... Cwt.	4,982	3,336	6,076	26,677	25,579
	United Kingdom... Cwt.	5,009	3,676	6,261	28,073	26,264
	United States... Cwt.				1,273	667
		\$ 3,065	\$ 2,651	\$ 2,525	\$ 13,744	\$ 14,925
		\$ 3,338	\$ 2,908	\$ 2,751	\$ 16,506	\$ 16,273
	\$ 1,917	\$ 685	\$ 3,551	\$ 11,119	\$ 9,987	
	\$ 1,671	\$ 768	\$ 3,510	\$ 9,756	\$ 9,216	
Carbons over 3 inches in circumference and not exceeding 35 inches.—(Carbones, ayant plus de 3 pouces de circonférence et ne dépassant pas 35 pouces.)	Total imports... \$	28,660	25,641	35,438	157,879	163,306
	United Kingdom... \$				173	
	United States... \$	28,660	25,641	35,438	157,706	163,306
Carbon electrodes, over 35 inches in circumference.—(Carbones électrodes excédant 35 pouces de circonférence.)	Total imports... \$	5,847	8,886	6,653	33,530	38,886
	United Kingdom... \$					
	United States... \$	5,847	8,886	6,653	33,530	38,886
Carbons, electric light, and carbon points of all kinds, n.o.p.—(Carbones pour lampes électriques et pointes de carbone de toutes sortes, n.a.é.)	Total imports... \$	3,437	2,221	2,866	31,157	34,198
	United Kingdom... \$			80	2	153
	United States... \$	1,976	1,409	1,507	23,459	23,295
Diamonds, unset.—(Diamants non sertis.)	Total imports... \$	175,656	588,152	284,322	1,445,898	1,856,258
	United Kingdom... \$	35,030	354,488	44,402	614,877	696,545
	United States... \$		2,458	2,458	15,552	11,540
	Belgium... \$	117,238	158,893	108,120	547,276	746,923
	France... \$	5,986	8,133	7,568	13,704	52,040
	Netherlands... \$	14,749	61,528	34,925	245,990	318,075
Earths, crude only.—(Terres, à l'état naturel seulement.)	Total imports... \$	460	858	156	1,577	2,270
	United Kingdom... \$				190	
	United States... \$	460	858	156	1,200	2,270
Foundry facings of all kinds.—(Substances à moulage de toutes sortes.)	Total imports... \$	1,402	1,998	1,814	3,255	11,956
	United Kingdom... \$					203
	United States... \$	1,402	1,998	1,814	3,255	11,753
Fullers' earth, in bulk only.—(Terre à foulon, en vrac seulement.)	Total imports... \$	7,690	7,265	6,656	34,476	46,236
	United Kingdom... \$	1,422	756	690	7,797	5,775
	United States... \$	6,079	6,509	5,589	30,549	33,804

IMPORTS into Canada for Consumption, etc.—Continued.

Articles and Countries from which Imported.	Months, 1929			Six Months ending September		
	July	August	September	1928	1929	
OTHER NON-METALLIC MINERAL PRODUCTS						
—Concluded.						
AUTRES PRODUITS DES METALLOÏDES—fin.						
Gas for cooking, heating or illuminating, imported by pipe line.—(Gaz pour la cuisine, le chauffage ou l'éclairage, importé par voie de lignes tubulaires.)	Total Imports M cu. ft.	9,197	10,189	12,761	52,247	69,128
	\$	5,987	6,586	8,191	33,372	44,123
U. Kingdom... M cu. ft.						
U. States... M cu. ft.		9,197	10,189	12,761	52,247	69,128
	\$	5,987	6,586	8,191	33,372	44,123
Insulators, electric, n.o.p.—(Isolateurs électriques, n.a.é.)	Total Imports...	44,658	34,701	46,605	235,385	236,208
	\$	471	948	955	3,206	5,001
United States....	\$	40,489	31,239	42,201	227,906	229,454
Germany.....	\$	878	931	1,922	2,882	4,007
Magnesia pipe covering.—(Magnésie à couvrir les tuyaux.)	Total Imports...	20,867	16,732	16,289	96,973	106,503
	\$	4,026	1,864	1,060	11,317	13,977
United States....	\$	16,841	14,868	15,229	85,656	92,526
Meerschaum, crude or raw.—(Magnésic (écume de mer) à l'état naturel.)	Total Imports... Lb.				2	1
	\$				37	18
United Kingdom... Lb.					2	
	\$				37	
United States.... Lb.						1
	\$					18
Salt, table, made by an admixture of other ingredients, when containing not less than ninety per cent of pure salt.—(Sel de table additionné d'autres ingrédients, mais ne contenant pas moins de quatre-vingt-dix pour cent de sel pur.)	Total Imports... Lb.	67,060	93,833	17,715	399,817	253,123
	\$	2,699	2,195	563	14,771	8,876
United Kingdom... Lb.		34,568	7,125	2,325	75,465	51,713
	\$	1,830	172	97	3,893	2,430
United States.... Lb.		32,492	86,710	15,390	324,352	201,410
	\$	869	2,026	468	10,878	6,446
Salt for the use of the sea or gulf fisheries.—(Sel pour l'usage des pêcheries maritimes ou du golfe.)	Total Imports... Cwt.	157,122	135,139	104,235	696,108	889,812
	\$	26,953	23,411	49,883	129,802	176,450
United Kingdom... Cwt.				2,464	2,500	5,156
	\$			1,067	1,016	2,349
United States.... Cwt.		8,072	10,322	70,461	83,870	116,228
	\$	3,853	5,184	43,449	42,225	67,129
Other B. W. I. ... Cwt.		58,655	105,817	25,247	227,321	355,058
	\$	8,794	14,972	3,187	27,507	51,329
Spain..... Cwt.		72,000	19,000		283,680	279,810
	\$	8,066	3,255		35,474	31,271
Salt in bulk, n.o.p.—(Sel en vrac, n.a.é.)	Total Imports... Cwt.	126,111	113,956	91,099	793,575	639,357
	\$	23,192	22,606	17,826	159,270	122,940
United Kingdom... Cwt.			630	112	5,020	854
	\$		584	75	2,661	731
United States.... Cwt.		87,282	102,529	87,753	727,995	556,069
	\$	16,953	20,019	17,153	134,664	108,382
Salt, n.o.p., in bags, barrels and other coverings.—(Sel, n.a.é., en sacs, barils ou autres récipients.)	Total Imports... Cwt.	94,067	96,833	75,366	529,327	464,392
	\$	41,064	41,711	39,766	242,546	204,189
United Kingdom... Cwt.		55,389	55,432	49,061	290,346	269,088
	\$	23,370	24,037	18,802	135,473	117,716
United States.... Cwt.		26,127	33,963	15,163	145,527	134,143
	\$	14,320	16,246	8,988	85,749	73,375
Germany..... Cwt.		12,551	7,438	17,104	93,454	61,123
	\$	3,374	1,428	2,944	21,324	13,066
Sulphur and brimstone, crude, or in roll or flour.—(Soufre naturel, ou en bâtons, ou en poudre.)	Total Imports... Cwt.	501,781	329,126	451,869	1,859,251	2,348,854
	\$	411,303	278,512	329,176	1,510,760	1,876,374
United Kingdom... Cwt.						2
	\$					8
United States.... Cwt.		501,781	329,126	451,818	1,859,207	2,348,001
	\$	411,303	278,512	328,289	1,510,633	1,875,470
Mineral and bituminous substances, n.o.p.—(Substances minérales et bitumineuses, n.a.é.)	Total Imports...	163,387	143,728	124,194	655,456	768,595
	\$	3,930	4,833	4,041	23,818	24,044
United States....	\$	147,711	137,429	119,140	609,897	732,373
Recapitulation—Non-Metallic Minerals and their Products (Except Chemicals). (Récapitulation—Métalloïdes et leurs produits (à l'exception des produits chimiques).)	Total Imports...	18,125,213	18,566,100	16,393,069	81,836,311	94,794,445
	\$	1,238,961	1,736,695	1,203,377	6,728,241	7,684,057
United States....	\$	14,452,322	14,513,798	13,323,152	64,803,787	74,581,932

IMPORTATIONS au Canada pour consommation, etc.—*Suite.*

Articles et pays de provenance.	Mois, 1929			Six mois terminés avec septembre		
	Juillet	Août	Septembre	1928	1929	
CHEMICALS AND ALLIED PRODUCTS.						
PRODUITS CHIMIQUES ET LEURS DÉRIVÉS.						
ACIDS—ACIDES.						
INORGANIC—INORGANIKES.						
Acid, boracic, in packages of not less than 25 pounds.—(Acide borique, par quantités d'au moins 25 livres.)	Total Imports... Lb.	157,439	67,489	39,399	598,160	713,723
	\$	8,287	3,837	1,815	27,771	28,067
	United Kingdom... Lb.	130,032	19,540	15,904	50,623	403,192
	\$	6,804	1,224	937	3,568	21,189
	United States.... Lb.	27,398	40,940	14,398	435,137	310,531
	\$	1,483	2,613	878	22,796	10,878
Acid, hydro-fluo-silicic.—(Acide hydro-fluo-silicique.)	Total Imports... Lb.	3,429	3,391		4,820	8,314
	\$	482	412		668	1,128
	United Kingdom... Lb.					
	\$					
	United States.... Lb.	3,429	2,301		4,820	8,314
	\$	382	412		668	1,128
Acid, muriatic.—(Acide muriatique.)	Total Imports... Lb.	54,843	55,228	42,702	191,775	317,728
	\$	949	522	299	4,314	4,073
	United Kingdom... Lb.					
	\$					
	United States.... Lb.	54,843	55,228	42,702	191,775	317,728
	\$	949	522	299	4,314	4,073
Acid, nitric.—(Acide nitrique.)	Total Imports... Lb.	12,450	14,303	4,541	117,089	52,081
	\$	1,613	1,650	617	13,288	6,206
	United Kingdom... Lb.					5
	\$					5
	United States.... Lb.	12,450	14,027	4,541	117,089	51,802
	\$	1,613	1,589	617	13,268	6,140
Acid, sulphuric.—(Acide sulfurique.)	Total Imports... Lb.	13,254	4,141	925	57,119	47,368
	\$	889	374	60	4,751	3,786
	United Kingdom... Lb.					
	\$					
	United States.... Lb.	13,254	4,133	925	57,119	47,260
	\$	889	368	60	4,751	3,771
ORGANIC—ORGANIKES.						
Acid, acetic and pyroligneous, crude, of any strength not exceeding 30%.—(Acides acétique et pyroligneux, à l'état naturel, de toute force n'excédant pas 30%.)	Total Imports... Gal.		15		3,923	49
	\$		49		7,923	52
	United Kingdom... Gal.				17	
	\$				57	
	United States.... Gal.		15		3,896	40
	\$		40		7,866	52
Acid, acetic and pyroligneous, n.o.p., not exceeding proof strength.—(Acides acétique et pyroligneux, n.a.é., ne dépassant pas la force de preuve.)	Total Imports... Gal.	7			60	115
	\$	11			107	220
	United Kingdom... Gal.					
	\$					
	United States.... Gal.	7			60	115
	\$	11			107	220
Acid, acetic and pyroligneous, in excess of strength of proof.—(Acides acétique et pyroligneux, excédant la force de preuve.)	Total Imports... Gal.	163	67	163	315	291
	\$	176	256	163	718	596
	United Kingdom... Gal.		57	80	35	148
	\$		246	51	204	326
	United States.... Gal.	103	10	17	276	143
	\$	176	10	52	506	270
Acid, citric.—(Acide citrique.)	Total Imports... Lb.	24,834	22,716	8,740	217,585	266,265
	\$	13,177	10,561	4,070	92,064	88,316
	United Kingdom... Lb.	18,584	13,328	8,160	150,632	105,488
	\$	8,920	6,344	2,848	62,579	50,323
	United States.... Lb.	6,147	9,388	2,470	34,001	78,119
	\$	4,186	4,217	1,135	15,508	37,344
	Italy..... Lb.				32,872	22,385
	\$				13,977	10,491
Acid, cresylic, for use only in the manufacture of preparations for disinfecting, dipping and spraying.—(Acide crétylique ou crézil, devant servir uniquement à la fabrication d'ingrédients et désinfectants, douches et vaporisations.)	Total Imports... Lb.	9,922	498	51,528	162,379	128,916
	\$	732	37	3,583	11,447	9,305
	United Kingdom... Lb.			51,528	141,650	120,380
	\$			3,583	9,992	8,033
	United States.... Lb.	9,922	498		20,723	18,536
	\$	732	37		1,455	1,272

IMPORTS into Canada for Consumption, etc.—Continued.

Articles and Countries from which Imported.	Months, 1929			Six Months ending September		
	July	August	September	1928	1929	
ACIDS—Concluded—ACIDES—fin.						
ORGANIC—Concluded.—ORGANIKES—fin.						
Xanthates, cresylic acid and compounds of cresylic acid, used in the process of concentrating ores, metals or minerals. (Xanthates, acide crésylique et composés d'acide crésylique, utilisés dans la concentration du minerai, des métaux ou minéraux.)	Total ImportsLb. \$	95,570	198,375	187,660	771,665	789,994
United Kingdom..Lb.	\$ 89,160	118,643	144,410	448,955	506,073	527,773
United States....Lb.	\$ 6,417	4,024	7,819	21,288	27,379	27,379
	\$ 757	7,300	4,885	24,195	191,529	22,129
Acid, oxalic.—(Acide oxalique.)	Total ImportsLb. \$	22,449	4,544	47,789	165,287	208,068
United Kingdom..Lb.	\$ 1,498	336	3,062	10,305	12,998	13,410
United States....Lb.	\$ 5,604	403	60	60	960	960
Germany.....Lb.	\$ 11,880	99	11,986	35,896	90,122	90,122
	\$ 669	33	679	2,320	5,692	5,692
	\$ 4,917	4,445	35,803	126,683	52,352	52,352
	\$ 321	303	2,383	7,753	3,505	3,505
Acid, stearic, when imported by manufacturers of candles or crayons for use in their own factories in the manufacture of candles or crayons.—(Acide stéarique, importé par les fabricants de bougies ou de crayons pour servir à cette fabrication, dans leurs propres manufactures.)	Total ImportsLb. \$	1,000		17,418	178,342	34,043
United Kingdom..Lb.	\$ 170		2,291	17,692	4,592	4,592
United States....Lb.	\$ 1,000		4,174	162,098	9,774	9,774
	\$ 170		626	15,972	1,466	1,466
Acid, stearic, n.o.p.—(Acide stéarique, n.a.é.)	Total ImportsLb. \$	284,342	105,275	163,680	667,625	1,174,464
United Kingdom..Lb.	\$ 34,864	13,692	18,858	64,127	146,757	146,757
United States....Lb.	\$ 75,894	60,242	96,096	161,253	473,584	581,584
	\$ 9,314	7,378	11,345	17,104	58,751	58,751
	\$ 2,340	34,228	3,555	443,047	197,037	197,037
	\$ 440	5,042	406	43,940	29,138	29,138
	\$ 141,021			43,472	242,911	242,911
	\$ 17,517			4,801	30,130	30,130
	\$ 64,087	10,805		19,603	197,303	197,303
	\$ 7,593	1,382		2,256	23,631	23,631
Acid, tannic.—(Acide tannique.)	Total ImportsLb. \$	4,006	8,372	3,424	24,131	27,785
United Kingdom..Lb.	\$ 3,078	3,491	2,511	16,910	15,743	15,743
United States....Lb.	\$ 4,006	8,372	3,423	19,852	27,779	27,779
	\$ 3,078	3,491	2,510	13,506	15,737	15,737
Tartaric acid crystals.—(Acide tartarique, en cristaux.)	Total ImportsLb. \$	59,217	44,534	112,303	414,239	421,979
United Kingdom..Lb.	\$ 18,534	13,866	35,936	129,498	130,013	130,013
United States....Lb.	\$ 29,120	32,480	29,568	320,544	176,482	176,482
	\$ 9,077	10,029	9,354	99,193	53,482	53,482
	\$ 13,207	630	24,495	16,005	87,354	87,354
	\$ 4,241	276	8,341	5,180	27,361	27,361
	\$ 11,200	5,600	53,700	53,466	117,600	117,600
	\$ 3,478	1,728	16,832	16,724	36,498	36,498
	\$ 3,584	4,480	16,096	19,263	19,263	19,263
	\$ 1,137	1,409	5,106	6,083	6,083	6,083
Acids, other, n.o.p.—(Autres acides, n.a.é.)	Total ImportsLb. \$	149,139	88,158	149,717	659,747	841,496
United Kingdom..Lb.	\$ 21,385	22,604	19,531	97,008	137,560	137,560
United States....Lb.	\$ 66,263	40,221	11,880	56,586	211,827	211,827
	\$ 7,190	5,670	1,847	10,829	20,819	20,819
	\$ 63,387	42,014	129,574	375,958	523,434	523,434
	\$ 10,449	15,751	16,974	49,829	88,458	88,458
	\$ 19,474	15,916	8,201	174,251	100,590	100,590
	\$ 3,732	1,162	688	27,159	17,568	17,568
Total Acids.—(Total, acides.)	Total Imports \$	111,029	85,879	185,440	554,246	661,677
United Kingdom.. \$	46,225	34,915	37,785	227,887	245,273	245,273
United States.... \$	30,325	41,701	37,402	226,181	261,129	261,129
ALCOHOLS, INDUSTRIAL—ALCOOLS INDUSTRIELS.						
Amyl alcohol or fusel oil, or any substance known as potato spirit or potato oil.—(Alcool amylique ou toute substance connue sous le nom d'esprit de pommes de terre ou d'huile de pommes de terre.)	Total ImportsGal. \$	1	2		6	10
United Kingdom..Gal.	\$ 8	11		36	35	35
United States....Gal.	\$ 1	1		6	9	9
	\$ 8	6		30	30	30
Amyl alcohol or refined fusel oil, to be denatured for use in the manufacture of metal varnishes or lacquers.—(Alcool amylique raffiné et destiné à être dénaturé pour servir à la fabrication des vernis ou laques à métaux.)	Total ImportsGal. \$	8,035			3,504	22,835
United Kingdom..Gal.	\$ 11,854			6,163	35,683	35,683
United States....Gal.	\$ 8,035			3,504	22,835	22,835
	\$ 11,852			6,163	35,681	35,681

IMPORTATIONS au Canada pour consommation, etc.—*Suite.*

Articles et pays de provenance.	Mois, 1929			Six mois terminés avec septembre	
	Juillet	Août	Septembre	1928	1929
Ethyl alcohol, or the substance known as alcohol, hydrated oxide of ethyl, or spirits of wine, n.o.p.—(Alcool éthylique ou toute substance appelée oxyde hydraté et alcool éthylique ou esprit de vin, n.a.é.)	Total imports... Gal.	1	2		4
	\$	9	10		28
	United Kingdom. Gal.				
	United States.... Gal.	1	2		4
	\$	9	10		28
Ethyl alcohol, to be denatured for use in the arts and industries, and for fuel, light and power.—(Alcool éthylique, pour être dénaturé à l'usage des arts et de l'industrie, et pour servir de combustible, de luminaire ou de force motrice.)	Total imports... Gal.		10		10
	\$		35		35
	United Kingdom. Gal.				
	United States.... Gal.		10		10
	\$		35		35
Methyl alcohol, wood alcohol, wood naphtha, pyroxylic spirit or any substance known as wood spirit or methylated spirit.—(Alcool méthylique, alcool de bois, naphtha, esprit pyroxylique ou autres substances connues sous le nom d'esprit de bois ou d'alcool méthylique.)	Total imports... Gal.	15	7	23	51
	\$	61	42	78	220
	United Kingdom. Gal.				
	United States.... Gal.	15	7	23	51
	\$	61	42	78	220
Methyl alcohol, to be used in denaturing alcohol for use in the arts and industries, and for fuel, light and power.—(Alcool méthylique pour être dénaturé à l'usage des arts et de l'industrie, et pour servir de combustible, de luminaire et de force motrice.)	Total imports... Gal.				
	\$				
	United Kingdom. Gal.				
	United States.... Gal.				
	\$				
Rum, to be denatured for use in the arts and industries.—(Rhum, pour être dénaturé à l'usage des arts et de l'industrie.)	Total imports... Gal.	507	340	273	1,978
	\$	1,512	1,118	679	5,504
	United Kingdom. Gal.				
	United States.... Gal.	219		220	1,093
	\$	499		499	2,495
Total Alcohols, Industrial.—(Total, alcools industriels.)	Total imports... Gal.	8,559	354	280	5,511
	\$	13,444	1,174	721	11,775
	United Kingdom. Gal.				
	United States.... Gal.	2			2
	\$	8,271	13	227	4,826
	\$	12,429	51	541	8,766
CELLULOSE PRODUCTS. PRODUITS DE LA CELLULOSE.					
Celluloid, moulded into sizes for handles of knives and forks, not bored or otherwise manufactured; moulded celluloid balls and cylinders coated with tin foil or not, but not finished or further manufactured; and celluloid lump shade blanks and comb blanks.—(Celluloïd façonné pour manches de couteaux et de fourchettes, non perforé ni autrement ouvré, boules et cylindres en celluloïd, moulés et recouverts d'étain ou non, mais non finis ou autrement ouvrés et ébauches d'abat-jour et de peignes en celluloïd.)	Total imports... \$			30	4,835
	United Kingdom. \$				4,305
	United States.... \$			30	30
Celluloid, xylonite or xyolite in sheets, lumps, blocks, rods or bars, not further manufactured than moulded or pressed. (Celluloïd, xylonite ou xyolite en feuilles, masses, barres ou baguettes, non autrement ouvrés que moulés ou pressés.)	Total imports... \$	176,691	130,997	146,782	831,788
	United Kingdom. \$	7,923	9,293	4,973	29,921
	United States.... \$	140,384	100,812	123,797	700,492
	Belgium..... \$	1,370	2,090	5,959	12,957
	Franco..... \$			5	9,546
	Germany..... \$	22,129	14,816	10,347	77,284
Germany..... \$					145,136
Celluloïd, manufactures of, n.o.p.—(Objets et articles en celluloïd, n.a.é.)	Total imports... \$	58,490	64,230	43,766	345,667
	United Kingdom. \$	885	2,308	2,259	12,388
	United States.... \$	53,015	57,096	37,091	308,883
	Germany..... \$	2,901	3,354	3,063	16,837
Collodion for use in films for photo engravings, and for engraving copper rollers, when imported by photo engravers and manufacturers of copper rollers.—(Collodion pour la confection de pellicules pour la photogravure et pour la gravure sur rouleaux en cuivre, spécialement importé pour ces fins.)	Total imports... Gal.	228	355	198	1,455
	\$	556	822	447	3,050
	United Kingdom. Gal.				
	United States.... Gal.	228	355	198	1,455
	\$	556	822	447	3,050

IMPORTS into Canada for Consumption, etc.—Continued.

Articles and Countries from which Imported.		Months, 1929			Six Months ending September	
		July	August	September	1928	1929
CELLULOSE PRODUCTS—Concluded.						
PRODUITS DE LA CELLULOSE—fin.						
Pyroxylin and wood naphtha, preparations of, for coating imitation leather, and for the manufacture of leather belting.— (Préparations de pyroxyline et naphthaline pour enduire les imitations de cuir et pour la fabrication de courroies en cuir.)	Total imports \$	2,254	84	250	8,441	11,044
	United Kingdom..... \$
	United States..... \$	2,250	84	250	8,441	11,044
Total Cellulose Products.—(Total, produits de la cellulose.)	Total imports \$	237,987	196,133	191,275	1,193,781	1,358,833
	United Kingdom..... \$	8,808	11,601	7,232	47,214	46,532
	United States..... \$	196,205	158,814	161,615	1,020,896	1,096,854
DRUGS, MEDICINAL AND PHARMACEUTICAL PREPARATIONS.						
DROGUES, PRÉPARATIONS MÉDICINALES ET PHARMACEUTIQUES.						
ALKALOIDS AND THEIR SALTS.						
ALCALOÏDES ET LEURS SELS.						
Caffeine and salts of.—(Caféine et ses sels.)	Total imports Lb.	3,027	4,049	2,004	8,171	10,641
	\$	3,239	4,365	2,103	11,217	11,449
	United Kingdom..... Lb.	2,027	2,049	2,004	1,261	6,090
	\$	2,140	2,162	2,103	2,516	6,433
	United States..... Lb.
	Netherlands..... Lb.	1,000	2,000	6,160	4,000
	\$	1,099	2,203	7,849	4,413
Cocaine.—(Cocaïne.)	Total imports Oz.	180	530	1,030
	\$	583	1,770	3,287
	United Kingdom..... Oz.	7
	\$
	United States..... Oz.
	\$
Codeine and salts of.—(Codéine et ses sels.)	Total imports Oz.	2,895	12	2,938	3,474	9,802
	\$	8,309	56	8,518	9,709	27,959
	United Kingdom..... Oz.	1,805	12	1,688	1,474	5,672
	\$	4,840	56	5,048	4,828	17,775
	United States..... Oz.
	\$
Morphine.—(Morphine.)	Total imports Oz.	985	50	4,014	3,194
	\$	3,192	175	13,147	10,691
	United Kingdom..... Oz.	985	50	3,394	3,119
	\$	3,192	175	11,464	10,485
	United States..... Oz.
	\$
Nicotine sulphate.—(Sulfate de nicotine.)	Total imports Lb.	8,414	3,070	644	91,018	77,395
	\$	7,749	2,516	987	87,050	76,477
	United Kingdom..... Lb.	83
	\$	121
	United States..... Lb.	8,414	3,070	644	90,911	77,398
	\$	7,749	2,516	987	86,905	76,477
Opium, crude.—(Opium à l'état naturel.)	Total imports Lb.	220	454	690
	\$	2,504	3,654	5,556
	United Kingdom..... Lb.	220	454	690
	\$	2,504	3,654	5,556
	United States..... Lb.
	\$
Opium, powdered.—(Opium en poudre.)	Total imports Lb.	111	60	74	221
	\$	767	461	498	1,550
	United Kingdom..... Lb.	111	60	74	221
	\$	767	461	498	1,550
	United States..... Lb.
	\$
Quinine, salts of.—(Sels de quinine.)	Total imports Oz.	25,113	14,952	7,629	61,271	71,777
	\$	10,949	6,159	2,687	27,711	39,561
	United Kingdom..... Oz.	2,288	1,621	2,820	6,010	12,990
	\$	982	685	1,334	2,851	6,242
	United States..... Oz.	10,325	2,831	4,809	49,261	29,567
	\$	4,853	1,200	1,363	22,007	12,221

IMPORTATIONS au Canada pour consommation, etc.—*Suite.*

Articles et pays de provenance.	Mois, 1929			Six mois terminés avec septembre		
	Juillet	Août	Septembre	1928	1929	
Strychnine and salts of.—(Strychnins et ses sels.)	Total imports ... Oz.	131	2,286	1,393	1,632	6,419
	\$	77	829	495	766	2,771
	United Kingdom. Oz.	131	254	313	245	1,307
	\$	77	156	192	160	765
	United States.... Oz.		32	80	387	112
\$		22	19	289	41	
Germany..... Oz.		2,000		1,000	4,000	
\$		651		317	1,191	
OTHER MEDICINAL AND PHARMACEUTICAL PREPARATIONS.						
AUTRES PRÉPARATIONS MÉDICINALES ET PHARMACEUTIQUES.						
Preparations or chemicals, non-alcoholic, for disinfecting, dipping or spraying, n.o.p., and materials, n.o.p., for manufacturing the same.—(Préparations liquides ou chimiques, non alcooliques, pour désinfecter, immerger ou asperger, n.a.é., et matières, n.a.é., pour leur fabrication.)	Total imports ... \$	97,435	37,590	18,259	496,853	366,646
	United Kingdom. \$	9,343	4,395	3,859	40,792	49,138
	United States.... \$	87,289	33,195	12,316	345,728	299,358
	\$					
Medicinal, chemical and pharmaceutical preparations, including proprietary preparations, dry.—(Préparations médicinales, chimiques et pharmaceutiques, y compris les médicaments brevetés à l'état sec.)	Total imports ... \$	154,282	198,931	195,079	960,541	1,068,788
	United Kingdom. \$	36,523	56,828	57,799	259,766	292,059
	United States.... \$	79,618	114,567	113,016	519,334	600,573
	Hong Kong..... \$	3,779	3,108	2,761	18,367	17,975
	France..... \$	20,341	16,970	17,671	123,190	108,483
Germany..... \$	10,322	4,716	2,163	20,454	32,500	
Medicinal, chemical and pharmaceutical preparations, including proprietary preparations, liquid, when containing not more than 2% of proof spirits.—(Préparations médicinales, chimiques et pharmaceutiques, y compris les médicaments brevetés, à l'état liquide, ne contenant pas plus de 2% d'esprit de preuve.)	Total imports ... \$	61,293	51,235	46,136	271,706	294,670
	United Kingdom. \$	20,899	19,123	14,417	134,152	82,587
	United States.... \$	25,409	19,093	17,804	96,177	113,959
	France..... \$	12,816	11,325	13,123	59,715	73,892
Medicinal, chemical and pharmaceutical preparations, including proprietary preparations, all other.—(Toutes autres préparations médicinales chimiques et pharmaceutiques, y compris les médicaments brevetés.)	Total imports ... \$	5,329	6,112	3,010	42,874	24,960
	United Kingdom. \$	16	540	246	2,470	1,885
	United States.... \$	4,404	4,241	2,143	18,391	17,620
	France..... \$	835	1,273	600	7,397	5,277
Medicinal or medicated wines, containing not more than 40% of proof spirits. (Vins médicinaux ou médicamentés, ne contenant pas plus de 40% d'esprit de preuve.)	Total imports ... Gal.	943	728	696	3,982	4,710
	\$	2,536	2,025	2,059	10,179	12,291
	United Kingdom Gal.				4	
	\$				20	
	United States.... Gal.				1	
\$				13		
France..... Gal.	943	728	696	3,961	3,823	
\$	2,536	2,025	2,059	10,096	10,161	
Papaine.—(Papaine.)	Total imports ... \$	145	8		342	195
	United Kingdom. \$					
	United States.... \$	145	8		342	195
Quassia juice.—(Jus de quassia.)	Total imports ... \$					2
	United Kingdom. \$					
	United States.... \$					2
Spirits and strong waters of any kind, mixed with any ingredient or ingredients, and being known or designated as anodynes, olixirs, tinctures or medicines, n.o.p.—(Spiritueux et eaux fortes de toutes sortes, mélangés à un ou plusieurs ingrédients et étant connus et désignés comme anodins, élixirs, teintures ou médicaments, n.a.é.)	Total imports ... Gal.	393	394	495	1,912	2,238
	\$	4,364	4,321	3,822	26,047	26,223
	United Kingdom Gal.	97	58	113	540	547
	\$	1,504	1,145	1,828	11,802	9,102
	United States.... Gal.	34	55	45	240	345
\$	628	589	389	2,987	3,108	
France..... Gal.	102	105	81	637	515	
\$	1,672	1,570	945	9,324	10,573	
Total Drugs, Medicinal and Pharmaceutical Preparations.—(Total, drogues, préparations médicinales et pharmaceutiques.)	Total imports ... \$	359,580	314,147	296,879	1,874,097	1,947,596
	United Kingdom. \$	80,343	85,090	89,956	475,101	483,577
	United States.... \$	210,095	175,431	148,037	1,062,173	1,117,554

IMPORTS into Canada for Consumption, etc.—Continued.

Articles and Countries from which Imported.	Months, 1929			Six Months ending September		
	July	August	September	1928	1929	
DYEING AND TANNING MATERIALS.						
TEINTURES ET SUBSTANCES DE TANNAGE.						
COAL-TAR PRODUCTS.						
SOUS-PRODUITS DU GOUDRON.						
Aniline and coal-tar dyes, soluble in water, in bulk or packages of not less than one pound weight, including alizarine and artificial alizarine.—(Teintures d'aniline et de goudron, solubles dans l'eau, par quantité d'au moins une livre, y compris l'alizarine et l'alizarine artificielle.)	Total Imports.... Lb.	278,882	245,178	212,523	1,469,764	1,445,162
	\$	161,531	131,566	139,740	841,714	895,722
	United Kingdom.Lb.	16,305	14,903	13,478	55,019	81,343
	\$	6,443	8,647	9,356	37,779	47,137
	United States.... Lb.	120,529	109,872	113,981	835,857	737,782
	\$	67,594	64,803	70,090	472,432	457,078
	France..... Lb.	5,671	908	1,270	10,509	15,542
	\$	911	479	284	4,684	3,691
	Germany..... Lb.	106,769	95,328	61,324	402,896	451,041
	\$	68,430	45,003	41,327	217,353	285,679
	Switzerland..... Lb.	29,608	24,167	22,470	164,775	157,454
	\$	18,156	15,634	18,083	111,996	102,137
Aniline and coal-tar dyes, n.o.p.—(Teintures d'aniline et de goudron, n.a.é.)	Total Imports.... Lb.	1,888	1,541	868	3,499	14,693
	\$	665	388	171	1,910	5,357
	United Kingdom.Lb.	50	1,749	2,440
	\$	53	1,184	1,036
	United States.... Lb.	1,838	1,541	809	1,660	42,238
	\$	612	368	171	720	4,311
Aniline oil, crude.—(Huile d'aniline, brute.)	Total Imports.... Lb.	74,492	9,260	27,166	132,337	288,056
	\$	9,829	1,469	4,108	18,935	39,279
	United Kingdom.Lb.
	\$
	United States.... Lb.	74,492	9,260	27,166	132,337	258,193
	\$	9,829	1,469	4,108	18,935	35,825
Aniline salts.—(Sels d'aniline.)	Total Imports.... Lb.	500	2,000	600	1,128	3,619
	\$	66	263	174	276	573
	United Kingdom.Lb.
	\$
	United States.... Lb.	600	1,128	610
	\$	174	276	178
Coal-tar base or salt for use in the manufacture of coal-tar dyes.—(Base ou sel de goudron de houille pour la fabrication de teintures d'aniline.)	Total Imports.... Lb.	59,132	9,374	14,742	100,025	138,861
	\$	12,736	6,968	5,445	30,091	46,245
	United Kingdom.Lb.	850	240
	\$	387	72
	United States.... Lb.	2,980	3,724	4,267	34,609	21,439
	\$	573	2,917	1,270	9,763	9,146
	Germany..... Lb.	55,152	5,650	9,520	63,608	114,155
	\$	12,163	3,091	4,050	19,307	36,013
OTHER DYEING AND TANNING MATERIALS.						
AUTRES TEINTURES ET SUBSTANCES DE TANNAGE.						
Annatto, liquid or solid.—(Annatto, liquide ou solide.)	Total Imports.... Lb.	1,928	112	8,659	26,457	21,644
	\$	456	23	1,574	4,921	4,677
	United Kingdom.Lb.	112	112	1,824	492
	\$	23	23	442	113
	United States.... Lb.	1,816	8,659	22,275	20,652
	\$	433	1,574	3,866	4,469
Antimony salts for dyeing.—(Sels d'antimoine pour la teinture.)	Total Imports.... Lb.	20	50	4,594	70
	\$	6	30	1,028	36
	United Kingdom.Lb.
	\$
	United States.... Lb.	20	50	4,583	70
	\$	6	30	1,019	36
Camwood and sumac and extract thereof. (Bois de campêche et sumac, et leurs extraits.)	Total Imports.... Lb.	59,247	13,994	7,145	149,775	207,305
	\$	2,423	858	483	4,965	8,957
	United Kingdom.Lb.	5,394	2,571
	\$	371	156
	United States.... Lb.	45,416	13,994	7,145	110,881	147,103
	\$	1,077	858	483	3,775	6,580
Chemical compounds composed of two or more acids or salts, soluble in water, adapted for dyeing or tanning.—(Combinaisons chimiques contenant au moins deux acides ou sels solubles dans l'eau, pour la teinture ou le tannage.)	Total Imports.... Lb.	261,012	360,733	158,563	1,238,157	1,369,465
	\$	26,688	39,796	17,840	122,970	143,002
	United Kingdom.Lb.	18,718	25,025	2,240	83,294	110,547
	\$	2,530	4,439	392	12,666	16,983
	United States.... Lb.	212,349	284,081	142,786	1,055,311	1,089,284
	\$	19,138	21,614	14,311	99,113	99,573
	Germany..... Lb.	28,045	50,710	12,639	75,761	148,156
	\$	4,819	4,186	3,011	17,108	24,921

IMPORTATIONS au Canada pour consommation, etc.—*Suite.*

Articles et pays de provenance.		Mois, 1929			Six mois terminés avec septembre	
		Juillet	Août	Septembre	1929	1929
Cochineal.—(Cochenille.)	Total imports ... Lb.		59		69	149
	\$		52		66	151
	United Kingdom... Lb.					25
	\$					30
Indigo.—(Indigo.)	Total imports ... Lb.				445	192
	\$				442	188
	United Kingdom... Lb.				3	3
	\$				4	4
Indigo paste and extract of.—(Pâte et extrait d'indigo.)	Total imports ... Lb.	29,077			98,828	29,219
	\$	2,199			10,063	2,159
	United Kingdom... Lb.					
	\$	20,077			85,711	20,219
Iron liquor, being solution of acetate or nitrate of iron, adapted for dyeing and calico printing.—(Liquueur de fer, ou solution d'acétate ou de nitrate de fer, pour la teinture et l'impression du calico.)	Total imports ... Lb.	1,650		2,639	57,736	38,270
	\$	59		86	878	578
	United Kingdom... Lb.					
	\$	1,650		2,690	57,736	38,270
Logwood and fustic, ground, and ground oak bark.—(Bois de campêche et fustet, broyés, et écorce de chêne broyée.)	Total imports ... Lb.	1,950	6,212	1,413	26,832	13,069
	\$	210	627	161	2,484	1,434
	United Kingdom... Lb.					
	\$	1,950	6,243	1,413	26,832	13,069
Logwood and fustic, extract of.—(Extrait de bois de campêche et de fustet.)	Total imports ... Lb.	34,524	88,564	17,793	349,096	259,544
	\$	2,817	6,096	1,473	26,750	18,789
	United Kingdom... Lb.	5,925	3,011		59,079	10,862
	\$	358	208		3,830	897
Nut galls and extracts thereof.—(Noix de galle et ses extraits.)	Total imports ... Lb.	722	400	200	3,111	2,526
	\$	139	196	98	1,243	829
	United Kingdom... Lb.					
	\$	722	400	200	3,111	2,526
Oak, oak bark, quebracho and similar extracts, n.o.p.—(Chêne, écorce de chêne, quebracho et extraits similaires, n.o.p.)	Total imports ... Lb.	3,553,869	2,488,294	2,299,298	21,363,458	14,565,353
	\$	121,865	109,833	74,611	825,694	516,491
	United Kingdom... Lb.	10,683	39,368		85,156	127,800
	\$	1,388	1,401		4,024	5,279
Persis, or extract of archill and oodbear.—(Persis ou extrait d'orseille.)	Total imports ... Lb.	40			100	440
	\$	7			21	86
	United Kingdom... Lb.					
	\$	40			100	440
Red liquor, being a crude acetate of aluminium prepared from pyroligneous acid, and adapted for dyeing and calico printing.—(Liquueur rouge ou acétate brut d'alumine, préparé à l'acide pyroligneux, pour la teinture et l'impression du calico.)	Total imports ... Lb.	2,936	3,151		15,127	20,221
	\$	164	124		829	978
	United Kingdom... Lb.				6,001	10,920
	\$	2,936	3,151		365	526
Saffron, saffron cake, safflower, and extracts of.—(Safran, safran en pain, carthame et leurs extraits.)	Total imports ... Lb.	4			143	29
	\$	46			231	163
	United Kingdom... Lb.				10	
	\$	4			140	20
	\$	46			133	20
	\$				91	163

IMPORTS into Canada for Consumption, etc.—Continued.

Articles and Countries from which Imported.	Months, 1929			Six Months ending September		
	July	August	September	1928	1929	
DYEING AND TANNING MATERIALS—Concluded.						
TEINTURES ET SUBSTANCES DE TANNAGE—fin.						
OTHER DYEING AND TANNING MATERIALS—Concluded.						
AUTRES TEINTURES ET SUBSTANCES DE TANNAGE—fin.						
Terra japonica, gambier or catch.—(Terre du Japon, gambier ou cachou.)	Total imports.... Lb. \$	126,210 6,136	65,046 3,184	84,361 4,664	170,786 11,578	519,562 27,062
	United Kingdom..Lb. \$			4,245	30,610	40,179
	United States.....Lb. \$	126,210	65,046	80,056	100,576	479,323
		6,136	3,184	4,371	7,516	24,413
Turmeric.—(Curcuma.)	Total imports.... Lb. \$	36,700 2,393	5,150 637	1,225 138	44,350 4,106	64,445 5,319
	United Kingdom..Lb. \$		4,914		8,487	9,224
	United States.....Lb. \$	3,100	236	1,225	24,663	19,751
		269	27	138	2,536	2,074
Dyeing articles in a crude state, used in dyeing, n.o.p.—(Substances tinctoriales, à l'état naturel, n.a.é.)	Total imports.... Lb. \$		5,885 557	4,922 351	18,818 1,732	65,152 3,837
	United Kingdom..Lb. \$			2,692		48,021
	United States.....Lb. \$		5,885	2,230	3,118	17,131
			557	187	299	1,578
Tanning articles, in a crude state, used in tanning, n.o.p.—(Substances de tannage, à l'état naturel, n.a.é.)	Total imports.... Lb. \$	26,924 2,379	97,006 2,914	42,716 2,891	959,908 26,782	539,509 25,567
	United Kingdom..Lb. \$	5,482			36,872	68,076
	United States.....Lb. \$	361	90,214	32,849	2,160	3,648
		12,388	2,580	2,315	907,627	398,296
		1,581			23,775	18,256
Total Dyeing and Tanning Materials— (Total, teintures et substances de tannage.)	Total imports.... \$	359,727	298,571	254,048	1,942,326	1,777,285
	United Kingdom. \$	11,162	15,328	10,205	66,746	81,749
	United States..... \$	238,348	213,096	175,661	1,464,815	1,222,424
EXPLOSIVES—EXPLOSIFS.						
Binitrotoluol, trinitrotoluol and perchlorate of ammonia, when imported by manufacturers of explosives for use exclusively in the manufacture of such articles in their own factories.—(Binitrotoluol, trinitrotoluol et perchlorate d'ammoniaque, importés par les fabricants d'explosifs pour servir à cette fabrication dans leurs propres usines.)	Total imports.... Lb. \$	88,303 7,877	40,491 3,847	88,494 7,697	414,204 39,366	467,188 43,004
	United Kingdom..Lb. \$				1,800	
	United States.....Lb. \$	88,303	40,491	88,494	410,164	467,188
		7,877	3,847	7,697	38,922	43,004
Nitrate compounds, n.o.p., adapted for use in the manufacture of explosives.—(Compositions à base de nitrate, n.a.é., servant à la fabrication des explosifs.)	Total imports.... Lb. \$	39,043 1,805	39,652 1,959		163,825 9,895	174,575 10,445
	United Kingdom..Lb. \$					
	United States.....Lb. \$				40,013	8,068
	Germany.....Lb. \$	30,043			2,558	636
		1,806			123,812	135,855
					7,337	7,850
Blasting and mining powder.—(Poudre de mines et de carrières.)	Total imports.... Lb. \$			1,800 292	2,000 342	1,800 292
	United Kingdom..Lb. \$					
	United States.....Lb. \$			1,800	2,000	1,800
				292	240	292
Dynamite and other explosives.—(Dynamite et autres explosifs.)	Total imports.... Lb. \$	4,770 2,850	3,429 1,188	1,924 747	9,783 4,552	24,286 12,245
	United Kingdom..Lb. \$					
	United States.....Lb. \$	4,770	3,429	1,924	9,783	24,286
		2,850	1,188	747	4,552	12,245
Fuzes, rockets and torpedoes, all kinds.—(Fuzes, projectiles, pétards et torpilles, de toutes sortes.)	Total imports.... \$	2,832	4,379	4,813	37,128	40,851
	United Kingdom. \$		262		141	379
	United States..... \$	1,250	2,286	782	26,825	26,906
Pins, non-metallic.—(Mèches non métalliques.)	Total imports.... \$		65		22	788
	United Kingdom. \$					
	United States..... \$		65		22	788

IMPORTATIONS au Canada pour consommation, etc.—*Suite.*

Articles et pays de provenance.	Mois, 1919			Six mois terminés avec septembre	
	Juillet	Août	Septembre	1928	1929
Gun, rifle, sporting, cannon, musket and cannister powder.—(Poudre de fusil de chasse, de tir, à canon et à étoupe.)	Total Imports... Lb. 5,608	29,663	564	42,751	67,196
	\$ 4,107	16,038	136	26,943	40,716
United Kingdom... Lb.		22,000		10,000	22,000
United States... Lb.	5,608	10,500	564	4,888	10,500
	\$ 4,107	7,663	136	32,751	45,196
		5,538		22,055	30,216
Giant powder, nitro and other explosives, n.o.p.—(Poudre à gros grain, nitre et autres substances détonnantes, n.a.é.)	Total Imports... Lb. 114,166	39,543	93,642	616,095	552,648
	\$ 27,315	38,972	19,416	135,793	148,484
United Kingdom... Lb.		14,000		20,000	34,010
United States... Lb.	114,166	23,240	8,000	8,000	29,967
	\$ 27,315	25,543	93,642	506,095	518,638
		15,732	19,446	127,793	118,517
Total Explosives.—(Total, explosifs.)	Total Imports... \$ 46,786	66,448	33,131	254,041	296,725
	\$ 43,399	34,002		13,203	40,846
		28,656	29,100	222,967	232,253
FERTILIZERS—ENGRAIS.					
Ammonia, sulphate of.—(Sulfate d'ammoniaque.)	Total Imports... Cwt. 8	11	41	65,981	28,901
	\$ 37	29	121	163,299	65,872
United Kingdom... Cwt.				456	
				1,033	
United States... Cwt.	8	41		62,921	28,800
	\$ 37	5	121	155,704	65,848
Blast furnace slag, basic slag, crushed or ground.—(Scories de hauts fourneaux, scories basiques, broyées ou pulvérisées.)	Total Imports... Cwt. 2			117,670	96,329
	\$ 18			45,725	61,065
United Kingdom... Cwt.					
United States... Cwt.	2			1,959	480
	\$ 18			209	107
Belgium... Cwt.				115,711	89,675
				45,516	57,671
Cyanamid or lime nitrogen.—(Cyanamid ou chaux-asote.)	Total Imports... Cwt.	21		101	31
	\$ 68			304	81
United Kingdom... Cwt.					
United States... Cwt.		21		101	31
		\$ 68		304	81
Kainite, and German potash salts for fertilizers.—(Kainite et sels de potasse allemands, pour engrais.)	Total Imports... Cwt. 1,000			2,240	1,009
	\$ 905			3,697	925
United Kingdom... Cwt.					
United States... Cwt.	1,000				1,009
	\$ 905				925
Potash, muriate of, crude.—(Muriate de potasse à l'état naturel.)	Total Imports... Cwt. 17,635	6,790	1,071	314,288	226,306
	\$ 30,652	11,425	1,704	553,006	497,885
United Kingdom... Cwt.					
United States... Cwt.	8,021	4,400	1,071	134,226	94,582
	\$ 13,550	7,520	1,704	268,994	176,141
Germany... Cwt.	4,049	800		158,168	101,199
	\$ 7,096	1,369		246,391	176,840
Potash, sulphate of, crude.—(Sulfate de potasse à l'état naturel.)	Total Imports... Cwt. 22	1,001	1	6,963	5,781
	\$ 135	2,329	27	16,683	15,471
United Kingdom... Cwt.				2	
United States... Cwt.		1		31	
		\$ 1		4,567	1,519
Germany... Cwt.	22	8	27	11,216	5,495
	\$ 133	1,000		1,834	2,662
		2,321		4,238	6,093
Soda, nitrate of, or cubic nitre.—(Nitrate de soude ou nitre d'arséniat.)	Total Imports... Cwt. 45,585	48,212	173,499	249,662	424,520
	\$ 96,299	85,711	366,696	576,623	893,040
United Kingdom... Cwt.				220	
United States... Cwt.	45,122	3,442	5,496	200,489	173,981
	\$ 94,836	7,259	13,912	467,990	385,363
Chile... Cwt.		44,715	107,838	42,156	244,323
		78,282	351,619	81,774	489,301
Germany... Cwt.	353	55	165	3,837	4,986
	\$ 1,048	170	565	12,312	15,484
Fertilizers, superphosphate or acid phosphate of lime.—(Superphosphate ou phosphate acide de chaux.)	Total Imports... Cwt. 86,713	110,055	290,798	1,136,546	1,188,913
	\$ 48,542	59,692	172,443	721,459	702,924
United Kingdom... Cwt.					
United States... Cwt.	86,713	110,055	290,798	1,097,047	1,155,939
	\$ 48,542	59,692	172,443	700,624	685,699

IMPORTS into Canada for Consumption, etc.—Continued.

Articles and Countries from which Imported.	Months, 1929			Six Months ending September		
	July	August	September	1928	1929	
FERTILIZERS—Concluded.—ENGRAIS—fin.						
Fertilizers, compounded or manufactured, <small>non—(Sagras Industriels, S.A.)</small>	Total imports..Cwt.	5,787	59,008	81,993	757,446	505,326
	\$	6,096	58,877	91,456	882,904	660,942
	United Kingdom.Cwt.	112	175	451	642	876
	\$	256	1,375	1,233	3,331	4,530
	United States...Cwt.	5,675	45,332	81,532	749,719	480,716
	\$	5,840	48,644	90,223	866,527	616,733
Total Fertilizers—(Total, organic)	Total imports..Cwt.	155,812	217,008	547,393	2,650,889	2,477,116
	\$	181,179	219,636	631,847	2,957,680	2,808,205
	United Kingdom.Cwt.	112	175	451	1,320	876
	\$	256	1,375	1,233	5,582	4,530
	United States...Cwt.	145,541	164,251	378,939	2,251,029	1,937,147
	\$	162,825	124,101	278,430	2,469,568	1,936,392
PAINTS, PIGMENTS AND VARNISHES.						
PEINTURES, PIGMENTS ET VERNIS.						
CHEMICAL PIGMENTS, LEAD.						
PIGMENTS CHIMIQUES, DE PLOMB.						
Litharge—(Litharge)	Total imports..Cwt.	6,458	1,966	3,249	20,372	30,005
	\$	43,954	15,786	24,762	142,824	224,040
	United Kingdom.Cwt.	2,485	855	1,219	7,813	11,804
	\$	17,214	6,221	8,810	52,364	82,805
	United States...Cwt.	3,903	884	1,521	9,800	15,731
	\$	26,326	7,583	12,619	71,663	124,404
	Germany.....Cwt.	70	227	509	3,108	2,275
	\$	414	1,982	3,333	18,201	15,405
Lead, red, dry, and orange mineral.—(Minium sec, et orangés minéraux.)	Total imports...Lb.	133,086	121,876	118,231	569,696	997,359
	\$	9,444	8,940	8,887	38,245	72,400
	United Kingdom.Lb.	73,920	92,920	59,948	365,705	675,205
	\$	5,226	6,701	4,510	24,835	49,531
	United States....Lb.	14,030	10,601	11,967	116,971	69,473
	\$	1,342	1,052	1,151	7,858	7,035
Lead, white, dry.—(Crisse, sèche.)	Total imports...Lb.	11,580	666	12,158	141,849	59,767
	\$	1,059	63	1,142	10,845	5,636
	United Kingdom.Lb.	4,861	9,408	132,290	41,269
	\$	450	922	10,098	3,963
	United States....Lb.	6,719	666	2,750	9,559	18,498
	\$	609	83	220	747	1,673
Lead, white, ground in oil.—(Crisse, broyée dans l'huile.)	Total imports...Lb.	24,442	24,480	2,982	311,964	141,818
	\$	1,867	2,098	313	25,557	11,432
	United Kingdom.Lb.	24,440	24,460	2,700	311,063	140,777
	\$	1,866	2,095	276	25,430	11,301
	United States....Lb.	2	20	282	901	1,041
	\$	1	3	37	127	131
OTHER CHEMICAL PIGMENTS.						
AUTRES PIGMENTS CHIMIQUES.						
Black, carbon.—(Noir de carbone.)	Total imports...Lb.	1,115,377	1,450,496	853,840	6,341,238	7,454,573
	\$	77,111	99,990	56,066	412,420	519,696
	United Kingdom.Lb.	2,740	300	2,740
	\$	45	35	45
	United States....Lb.	1,115,287	1,413,605	853,840	6,272,185	7,395,682
	\$	77,105	96,884	56,060	406,756	514,010
Blacks, lamp, bone and ivory.—(Noir de lampe, noir d'os et noir d'ivoire.)	Total imports...Lb.	124,868	77,170	55,673	700,284	569,761
	\$	13,362	6,210	5,959	54,568	54,621
	United Kingdom.Lb.	10,400	17,084	57,916	32,298
	\$	977	549	2,565	2,088
	United States....Lb.	96,559	48,921	45,193	578,712	427,535
	\$	11,840	4,912	5,110	46,405	46,008
Blacks, iron.—(Blancs fer.)	Total imports...Lb.	216,866	124,730	154,671	637,699	1,174,622
	\$	4,950	3,629	3,977	19,852	33,196
	United Kingdom.Lb.	55,822	64,865	66,981	136,484	362,052
	\$	1,190	1,453	1,300	3,000	7,464
	United States....Lb.	69,419	51,082	60,000	417,442	601,190
	\$	2,493	1,904	2,230	15,470	22,426
Bronzes and bronze powders.—(Poudres de bronze et de bronzes.)	Total imports...Lb.	11,485	9,915	9,517	59,770	78,735
	\$	6,951	4,618	4,687	25,215	35,754
	United Kingdom.Lb.	1	247	131
	\$	1	131	98
	United States....Lb.	5,732	4,570	3,102	27,847	26,228
	\$	3,602	2,942	2,248	16,088	16,880
	Germany.....Lb.	5,752	5,345	6,415	22,667	52,376
	\$	2,358	1,676	2,439	8,985	18,767

IMPORTATIONS au Canada pour consommation, etc.—*Suite.*

Articles et pays de provenance.		Mois, 1929			Six mois terminés avec septembre	
		Juillet	Août	Septembre	1928	1929
Lithopone.—(Lithopone.)	Total imports ... Lb.	1,812,903	1,042,637	1,725,501	7,079,323	9,734,748
	\$	78,392	46,558	76,518	306,938	424,668
	United Kingdom. Lb.	161,280	63,010	149,841	1,143,314	856,489
	\$	6,746	2,531	6,010	43,850	34,495
	United States.... Lb.	1,149,565	500,500	487,710	2,985,089	4,256,275
Oxide of cobalt, tin and copper, n.o.p.— (Oxyde de cobalt, d'étain et de cuivre, n.a.é.)	Total imports ... Lb.	33,841	25,393	20,274	125,486	175,713
	\$	13,708	9,793	9,003	67,448	72,419
	United Kingdom. Lb.	13,840	17,688	6,672	50,381	75,625
	\$	3,944	6,331	3,753	28,067	26,673
	United States.... Lb.	19,325	7,705	13,602	72,569	99,412
Oxides, fire proofs, rough stuff, fillers and colours, dry, n.o.p.—(Oxydes, substances ignifuges, encollages et couleurs sèches, n.a.é.)	Total imports ... Lb.	680,630	758,190	487,333	3,873,872	3,967,624
	\$	69,691	74,969	52,473	366,235	404,633
	United Kingdom. Lb.	195,171	165,786	189,611	892,138	912,853
	\$	17,910	19,375	14,150	85,086	86,114
	United States.... Lb.	444,100	557,778	280,857	2,824,172	2,903,511
Paris green, dry.—(Vert de Paris, en poudre.)	Total imports ... Lb.	3,500	3,402		23,817	54,640
	\$	575	951		5,299	10,704
	United Kingdom. Lb.				19,080	16,200
	\$				4,051	3,555
	United States.... Lb.	2,500	3,402		4,737	38,380
Satin white.—(Blanc de satin.)	Total imports ... Lb.	179,381	172,052	165,050	1,817,886	1,076,318
	\$	2,714	2,606	2,528	39,354	16,771
	United Kingdom. Lb.				840	
	\$				53	
	United States.... Lb.	179,381	172,052	165,050	1,810,646	1,076,318
Ultramarine blue, dry or in pulp.—(Bleu d'outremer sec ou en pulpe.)	Total imports ... Lb.	59,813	23,431	49,704	259,915	273,555
	\$	7,281	4,198	5,805	37,116	35,855
	United Kingdom. Lb.	37,408	4,510	17,444	145,928	130,700
	\$	3,890	571	2,187	16,953	15,086
	United States.... Lb.	14,119	17,285	10,629	53,406	81,815
Zinc white, zinc oxide.—(Blanc de zinc, oxyde de zinc.)	Total imports ... Lb.	1,231,939	1,557,824	1,227,640	8,224,960	9,913,684
	\$	80,646	100,576	81,723	531,089	588,806
	United Kingdom. Lb.	61,824	39,058	11,400	277,746	177,352
	\$	2,642	2,744	696	13,117	9,830
	United States.... Lb.	1,016,452	1,349,754	887,929	6,585,227	7,733,606
MINERAL EARTH PIGMENTS. PIGMENTS DE TERRE MINÉRALE.	Total imports ... Lb.	339,876	628,470	495,215	2,916,494	3,226,195
	\$	6,970	10,382	7,660	47,718	55,860
	United Kingdom. Lb.	50,463	13,456	93	157,808	131,971
	\$	1,070	182	17	4,728	3,336
	United States.... Lb.	276,036	484,007	385,090	2,065,971	2,379,807
Putty.—(Mastic.)	Total imports ... Lb.	163,533	160,894	158,533	1,102,444	1,019,796
	\$	3,940	3,371	2,996	22,732	20,160
	United Kingdom. Lb.				224	3,214
	\$				31	161
	United States.... Lb.	17,851	23,030	25,212	106,683	123,290
OTHER PAINTS AND VARNISHES. AUTRES PEINTURES ET VERNIS.	Total imports ... \$	10,284	14,781	7,175	51,397	53,013
	United Kingdom. \$	6,866	12,869	5,308	36,503	39,577
	United States.... \$	940	880	1,775	7,932	8,493
	Belgium..... Lb.	150,682	137,864	133,094	990,189	893,292
	\$	3,091	2,197	1,720	15,507	13,639
Artists' paints, n.o.p., ground and liquid. (Peintures à l'usage des artistes, n.a.é, soit broyées, soit liquides.)	Total imports ... \$	10,284	14,781	7,175	51,397	53,013
	United Kingdom. \$	6,866	12,869	5,308	36,503	39,577
	United States.... \$	940	880	1,775	7,932	8,493

IMPORTS into Canada for Consumption, etc.—Continued.

Articles and Countries from which Imported.		Months, 1929			Six Months ending September	
		July	August	September	1928	1929
PAINTS, PIGMENTS AND VARNISHES—Concluded.						
PEINTURES, PIGMENTS ET VERNIS—fin.						
OTHER PAINTS AND VARNISHES—						
Concluded.						
AUTRES PEINTURES ET VERNIS—fin.						
Gold liquid paint.—(Peintures d'or liquide.)	Total Imports.... \$	1,806	798	885	5,429	6,421
	United Kingdom. \$	54	3	182	70
	United States.... \$	806	795	422	4,823	4,779
Liquid fillers, anti-corrosive and anti-fouling paints, and ground and liquid paints, n.o.p.—(Encollages liquides, couleurs anti-corrosives et antiseptiques, et couleurs broyées et liquides.)	Total Imports... Gal.	44,714	34,625	42,829	219,988	279,574
	United Kingdom. Gal.	59,723	49,358	47,887	312,822	363,520
	United States.... Gal.	14,018	11,188	10,202	74,219	87,013
	United States.... Gal.	16,406	15,018	10,406	90,645	106,441
	United States.... Gal.	30,019	22,437	32,106	140,884	187,019
	\$	41,626	32,610	36,124	213,740	246,032
Paints and colours, ground in spirits, and all spirit varnishes and lacquers.—(Peintures et couleurs broyées dans l'alcool et tous vernis et laques à l'alcool.)	Total Imports.... Gal.	3,165	2,437	2,263	16,134	19,751
	United Kingdom. Gal.	8,810	7,085	7,254	48,532	53,835
	United Kingdom. Gal.	127	10	125	609	463
	United States.... Gal.	282	27	320	1,627	1,149
	United States.... Gal.	3,038	2,410	2,068	15,459	19,248
	\$	8,528	6,977	6,888	46,504	52,591
Varnish, lacquers, japans, japan dryers, liquid dryers, and oil finish, n.o.p.—(Vernis et laque du Japon, siccatifs du Japon, siccatifs liquides et huiles à polir, n.a.é.)	Total Imports... Gal.	8,770	11,430	9,910	69,926	69,069
	United Kingdom. Gal.	17,293	21,832	17,286	129,354	128,299
	United Kingdom. Gal.	1,529	2,662	1,829	13,657	13,665
	United States.... Gal.	2,713	4,067	2,894	22,658	22,867
	United States.... Gal.	7,210	8,742	8,080	55,701	55,114
	\$	14,400	17,690	14,388	96,248	104,775
Total Paints, Pigments and Varnishes. (Total, peintures, pigments et vernis.)	Total Imports.... \$	519,541	488,897	424,840	2,678,589	3,189,837
	United Kingdom. \$	89,448	80,812	61,674	460,357	505,409
	United States.... \$	379,410	355,316	275,510	1,894,698	2,284,246
PERFUMERY, COSMETICS AND TOILET PREPARATIONS.						
PARFUMERIE, COSMÉTIQUES ET PRÉPARATIONS DE TOILETTE.						
Alcoholic perfumes and perfumed spirits, bay rum, Cologne and lavender waters, hair, tooth and skin washes, and other toilet preparations in bottles or flasks containing not more than four ounces each.—(Parfums alcooliques et spiritueux parfumés, eau de laurier, eau de cologne et de lavande, lotions pour la chevelure ou la peau, eaux dentifrices et autres préparations de toilette, en bouteilles, flacons ou autres récipients ne contenant pas plus de 4 onces chacun.)	Total Imports.... \$	7,655	9,187	12,821	59,143	59,969
	United Kingdom. \$	786	448	607	2,683	3,086
	United States.... \$	903	1,882	564	6,867	11,728
	France..... \$	5,269	6,020	10,948	45,880	40,849
Alcoholic perfumes and perfumed spirits, bay rum, Cologne and lavender waters, hair, tooth and skin washes, and other toilet preparations in bottles, flasks or other packages containing more than four ounces each.—(Parfums alcooliques et spiritueux parfumés, eau de laurier, eau de cologne et lavande, lotions pour la chevelure ou la peau, eaux dentifrices et autres préparations de toilette, en bouteilles, flacons ou autres récipients contenant plus de 4 onces chacun.)	Total Imports... Gal.	227	212	478	1,492	1,443
	United Kingdom. Gal.	8,374	11,018	21,498	58,547	63,545
	United Kingdom. Gal.	1	107	93	282	329
	United States.... Gal.	53	7,124	6,786	16,821	22,660
	United States.... Gal.	29	28	119	94	274
	France..... Gal.	1,047	1,782	4,228	2,307	8,517
	France..... Gal.	169	72	257	917	755
	\$	7,043	2,057	10,329	36,993	31,570
Pomades, French, or flower odours, etc., imported in tins of not less than ten pounds each.—(Pomades françaises ou autres aromatisées, etc., importées dans des récipients pesant au moins dix livres chacun.)	Total Imports.... Lb.				138	130
	United Kingdom. Lb.				20	218
	United States.... Lb.				48	151
	United States.... Lb.				51	90
	\$				30	152
	\$				44	152
Perfumery, non-alcoholic, including hair oil, tooth and other powders and washes, pomatums, pastes and all other perfumed preparations, n.o.p., used for the hair, mouth or skin.—(Parfums non-alcooliques, y compris huile à chevelure, poudres et eaux dentifrices, pomades, crèmes et toutes autres préparations parfumées, n.a.é., pour la chevelure, la bouche ou la peau.)	Total Imports.... \$	118,916	126,887	123,612	612,394	698,156
	United Kingdom. \$	29,737	27,508	38,739	139,844	158,573
	United States.... \$	64,502	67,303	67,064	343,775	392,315
	France..... \$	23,237	28,304	12,195	113,601	120,350
	Germany..... \$	757	2,957	2,720	12,338	10,755
Total Perfumery, Cosmetics and Toilet Preparations.—(Total, parfumerie, cosmétiques et préparations de toilette.)	Total Imports.... \$	134,945	147,992	157,939	730,291	811,908
	United Kingdom. \$	30,556	35,078	46,132	159,402	184,319
	United States.... \$	66,452	70,967	72,458	352,993	412,712

IMPORTATIONS au Canada pour consommation, etc.—*Suite.*

Articles et pays de provenance.	Mois, 1929			Six mois terminés avec septembre		
	Juillet	Août	Septembre	1928	1929	
SOAP—SAVON.						
Castile soap.—(Savon de marseille.)	Total imports Lb.	92,269	161,416	49,831	527,502	673,939
	\$	6,701	11,882	3,002	42,689	49,897
	United Kingdom..Lb.	240	2,216	5,873	2,596
	\$	79	178	551	301
	United States.....Lb.	769	4,972	967	22,637	12,034
\$	158	528	180	3,091	1,443	
France.....Lb.	91,260	154,228	39,064	496,210	650,309	
\$	6,464	11,176	2,822	38,688	48,153	
Common laundry soap.—(Savon de blanchissage.)	Total importsLb.	1,022,796	1,118,897	967,896	4,711,783	5,515,293
	\$	72,248	84,895	70,829	356,223	416,504
	United Kingdom..Lb.	28,126	16,875	6,145	63,560	229,827
	\$	2,506	1,501	542	5,451	20,663
	United States.....Lb.	993,117	1,099,762	959,344	4,631,727	5,271,370
\$	74,629	83,190	70,140	349,418	394,626	
Harness soap.—(Savon à harnais.)	Total importsLb.	356	128	1,697	2,792
	\$	180	49	489	624
	United Kingdom..Lb.	386	20	510	1,638
	\$	180	15	104	389
	United States.....Lb.	108	1,187	1,064
\$	34	385	235	
Liquid soap.—(Savon liquide.)	Total imports Lb.	22,080	16,912	24,709	93,855	88,328
	\$	2,658	2,204	2,481	12,454	9,958
	United Kingdom..Lb.	4,830	9,568	10,612	29,649	29,584
	\$	738	1,279	1,513	5,074	4,423
	United States.....Lb.	17,250	7,344	14,096	63,322	57,744
\$	1,920	925	938	7,333	5,461	
Soap powders and powdered soap.—(Poudres saponacées et savon en poudre.)	Total importsLb.	18,394	25,081	16,679	168,465	231,096
	\$	2,574	2,144	1,893	15,371	19,651
	United Kingdom..Lb.	483	600	3,250	14,000	5,533
	\$	98	66	532	1,249	907
	United States.....Lb.	17,911	23,481	13,319	150,055	213,090
\$	2,476	2,013	1,259	13,681	17,451	
Toilet soap, n.o.p.—(Savon de toilette n.a.é.)	Total imports \$	29,533	39,146	33,311	131,393	138,070
	United Kingdom. \$	10,270	27,066	22,362	67,581	76,636
	United States..... \$	6,244	6,270	6,146	44,222	37,019
	France..... \$	2,977	4,043	3,696	16,594	10,075
 \$
Whale oil soap.—(Savon d'huile de baleine.)	Total imports Lb.	218	298	5,317	49,357
	\$	21	24	407	2,581
	United Kingdom..Lb.
	\$
	United States.....Lb.	218	298	5,317	49,357
\$	21	24	407	2,581	
Soap, n.o.p., including pumice, silver and mineral soaps, sapolio and like articles. (Savon, n.a.é., y compris savon ponce, savon d'argent, savon minéral, sapolio et autres article similaires.)	Total imports \$	6,759	6,375	5,426	33,874	36,142
	United Kingdom. \$	844	788	690	11,792	7,261
	United States..... \$	5,800	5,317	4,084	20,543	27,285
 \$
 \$
Total Soap.—(Total, savon.)	Total imports \$	116,494	146,826	116,919	593,890	673,427
	United Kingdom. \$	14,535	31,658	25,684	91,805	110,580
	United States..... \$	91,254	98,243	82,811	439,080	486,101
INORGANIC CHEMICALS, N.O.P.						
PRODUITS CHIMIQUES INORGANIQUES, N.A.E.						
ALUM AND COMPOUNDS OF ALUMINIUM AND IRON.						
ALUMS ET COMPOSÉS D'ALUMINIUM ET DE FER.						
Alum, in bulk, ground or unground, but not calcined.—(Alum en vrac, broyé ou non, mais non calciné.)	Total importsCwt.	1,876	687	613	16,029	10,684
	\$	3,491	891	879	24,281	14,796
	United Kingdom.Cwt.	600	287	174	2,914	3,040
	\$	1,011	431	302	4,999	5,121
	United States....Cwt.	1,276	400	439	13,095	7,044
\$	2,390	460	577	19,245	9,675	
Chloralum or chloride of aluminium.—(Chloralum ou chlorure d'aluminium.)	Total importsCwt.	65	414	10,652	992
	\$	831	2,232	7,819	6,104
	United Kingdom.Cwt.	9,974
	\$	7,227
	United States....Cwt.	65	414	77	992
\$	831	2,232	588	6,104	

IMPORTS into Canada for Consumption, etc.—Continued.

Articles and Countries from which Imported.	Months, 1929			Six Months ending September		
	July	August	September	1928	1929	
INORGANIC CHEMICALS, N.O.P.—Continued.						
PRODUITS CHIMIQUES INORGANIQUES, N.A.É.—suite.						
ALUM AND COMPOUNDS OF ALUMINIUM AND IRON—Concluded.						
ALUMS ET COMPOSÉS D'ALUMINIUM ET DE FER—fin.						
Sulphate of iron (copperas.)—(Sulfate de fer (couperose).)	Total imports... Cwt.	1,206	112	1,514	8,517	7,575
	\$	898	271	1,188	7,263	6,330
United Kingdom... Cwt.	\$	2	88	92	294	258
United States... Cwt.	\$	1,091	112	1,377	7,470	6,658
	\$	855	271	1,100	6,385	5,429
Sulphate of alumina or alum cake.—(Sulfate d'alumine ou cristaux d'alun.)	Total imports... Cwt.	47,007	45,397	44,564	213,262	264,480
	\$	55,436	51,839	59,996	251,291	309,680
United Kingdom... Cwt.	\$	1,704	3,107	5,704	9,639	16,520
United States... Cwt.	\$	1,573	2,815	4,204	11,020	13,918
	\$	44,030	41,685	37,860	200,440	230,207
	\$	52,453	48,313	45,653	240,048	285,599
AMMONIA AND ITS COMPOUNDS.						
AMMONIAQUE ET SES COMPOSÉS.						
Ammonia, nitrate of.—(Nitrate d'ammoniaque.)	Total imports... Lb.	583,496	523,035	42	1,575,024	2,011,619
	\$	21,589	21,258	18	62,767	75,791
United Kingdom... Lb.	\$	583,296	522,995	1,574,800	2,011,251
United States... Lb.	\$	21,544	21,249	62,693	75,689
	\$	209	40	42	224	368
	\$	36	9	18	74	102
Sal ammoniac.—(Sel ammoniacal.)	Total imports... Lb.	252,761	233,267	275,222	1,727,119	1,589,838
	\$	19,993	8,618	11,413	67,059	63,046
United Kingdom... Lb.	\$	40,840	21,051	40,797	122,640	205,712
United States... Lb.	\$	1,804	1,058	1,859	6,815	8,904
	\$	72,623	8,235	43,550	546,563	375,923
Germany... Lb.	\$	3,880	568	2,368	22,899	17,804
	\$	139,298	193,981	199,875	838,056	888,158
	\$	5,309	6,992	7,186	28,827	31,948
Sal ammoniac skimmings.—(Ecuime de sel ammoniacal.)	Total imports... Lb.	1,625	37	4,527
	\$	118	3	343
United Kingdom... Lb.	\$
United States... Lb.	\$	1,625	37	4,527
	\$	118	3	343
ANTIMONY, ARSENIC, COPPER, TIN AND ZINC COMPOUNDS.						
COMPOSÉS D'ANTIMOINE, D'ARSENIC, DE CUIVRE, D'ÉTAI ET DE ZINC.						
Antimony salts, viz.: tartar emetic, chloride and lactate (antimonine).—(Sels d'antimoine, savoir: émétique de tartre, chlorure et lactate antimoinique.)	Total imports... Lb.	770	22,609	4,480	7,531	38,830
	\$	150	1,630	869	1,756	3,429
United Kingdom... Lb.	\$	4,480
United States... Lb.	\$	770	209	968
	\$	150	62	1,401	3,950
	\$	415	1,001
Arsenic, sulphide of.—(Sulfure d'arsenic.)	Total imports... Lb.	2,646	20,098	6,644
	\$	265	1,608	717
United Kingdom... Lb.	\$
United States... Lb.	\$	2,646	20,098	6,644
	\$	265	1,608	717
Arsenious oxide.—(Oxyde arsénieux.)	Total imports... Lb.	2,681	2,646	60	78,032	14,283
	\$	275	265	16	4,256	1,155
United Kingdom... Lb.	\$
United States... Lb.	\$	2,681	2,646	60	69,847	14,283
	\$	275	265	16	3,690	1,155
Copper, sub-acetate of, or verdigris, dry (Sous-acétate de cuivre, ou vert-de-gris en poudre.)	Total imports... Lb.	236	220	410	646
	\$	61	55	94	164
United Kingdom... Lb.	\$
United States... Lb.	\$	236	220	410	646
	\$	61	55	94	164

IMPORTATIONS au Canada pour consommation, etc.—*Suite.*

Articles et pays de provenance.	Mois, 1929			Six mois terminés avec septembre			
	Juillet	Août	Septembre	1928	1929		
Copper, sulphate of (blue vitriol).—Sulfate de cuivre (vitriol.)	Total imports Lb.	212,096	238,194	53,449	1,425,645	1,072,554	
	\$	12,051	11,159	2,818	75,537	69,326	
	United Kingdom.Lb.		199,920	11,200	57,159	255,920	
	\$		11,755	595	2,599	14,746	
	United States....Lb.	24,432	38,574	9,180	824,005	457,228	
\$	1,521	2,401	641	45,955	26,080		
Germany.....Lb.	30,864		33,039	543,881	141,091		
\$	1,626		1,582	26,983	7,430		
Copper, sulphate of, dehydrated, for agricultural or spraying purposes.—(Sulfate de cuivre déshydraté pour l'agriculture ou le sulfatage par pulvérisation.)	Total imports Lb.	373,275	229,010	11,250	1,135,205	1,499,385	
	\$	29,695	12,927	692	59,514	83,589	
	United Kingdom.Lb.	97,600			726,880	330,820	
	\$	5,560			37,598	18,648	
	United States....Lb.	219,675	229,010	11,250	139,525	730,125	
\$	12,582	12,927	692	7,992	42,388		
Tin, bichloride of, and tin crystals.—(Bichlorure d'étain et cristaux d'étain.)	Total imports Lb.	10,881	123,263	130,080	292,795	447,875	
	\$	3,184	35,925	37,169	89,535	129,421	
	United Kingdom.Lb.		33,682	33,672	22,635	122,336	
	\$		10,660	10,657	6,974	38,485	
	United States....Lb.	10,881	89,581	96,408	270,160	325,539	
\$	3,184	25,265	26,512	82,561	90,830		
Zinc, sulphate and chloride of.—(Sulfate et chlorure de zinc.)	Total imports Lb.	254,052	351,599	159,149	1,366,185	1,635,682	
	\$	8,632	13,089	5,768	51,291	65,233	
	United Kingdom.Lb.	45,435		45,463	92,353	285,881	
	\$	1,306		1,307	3,703	7,827	
	United States....Lb.	120,492	244,889	96,282	964,742	1,041,800	
\$	4,518	10,595	4,158	38,506	48,124		
BISMUTH AND LEAD COMPOUNDS. COMPOSÉS DU BISMUTH ET DU PLOMB.							
Bismuth salts.—(Sels de bismuth.)	Total imports \$	3,989	1,027	3,148	15,943	15,960	
	United Kingdom. \$	1,828	781	1,853	6,037	6,881	
	United States.... \$	2,161	246	1,295	9,906	8,430	
	Lead, acetate of, not ground.—(Acétate de plomb, non pulvérisé.)	Total imports Lb.	14,172	899	13,718	10,112	51,029
		\$	1,334	124	1,167	1,169	4,999
United Kingdom.Lb.						6,410	
\$						536	
United States....Lb.		3,149	899	1,258	5,556	8,273	
\$	409	124	102	754	1,147		
Lead, arsenate of.—(Arséniat de plomb.)	Total imports Lb.	28,000	123,994		274,785	768,863	
	\$	2,259	13,291		38,863	88,756	
	United Kingdom.Lb.						
	\$						
	United States....Lb.	20,000	123,994		263,785	768,863	
\$	2,259	13,291		29,900	88,756		
Lead, nitrate of, not ground.—(Nitrate de plomb, non pulvérisé.)	Total imports Lb.	5	49,896	1	109,819	159,606	
	\$	2	3,611	1	8,904	11,459	
	United Kingdom.Lb.		16,320		65,047	51,000	
	\$		1,230		5,444	3,765	
	United States....Lb.	5		1	11,048	2,518	
\$	2		1	858	278		
BROMINE, CHLORINE AND IODINE COMPOUNDS. COMPOSÉS DU BROME, DU CHLORE ET DE L'IODE.							
Bromine.—(Brome.)	Total imports Lb.	19	25	6	2,227	119	
	\$	17	21	7	726	124	
	United Kingdom.Lb.						
	\$						
	United States....Lb.	19	25	6	2,227	119	
\$	17	21	7	726	124		
Bromides, crude.—(Bromures naturels.)	Total imports Lb.						
	\$						
	United Kingdom.Lb.						
	\$						
	United States....Lb.						
Chlorine, liquid.—(Chlore liquide.)	Total imports Lb.	1,097,529	529,950	694,090	2,263,919	3,678,780	
	\$	31,338	15,230	21,140	82,978	111,123	
	United Kingdom.Lb.						
	\$						
	United States....Lb.	1,097,529	529,950	694,090	2,263,919	3,678,780	
\$	31,338	15,230	21,140	82,978	111,123		
Iodine, crude.—(Iode à l'état naturel.)	Total imports Lb.	2,300	1,493		6,000	9,842	
	\$	9,050	4,361		22,619	37,091	
	United Kingdom.Lb.	2,240	1,493		3,360	4,853	
	\$	8,770	4,361		13,083	17,497	
	United States....Lb.	60			2,640	4,989	
\$	280			9,566	19,594		

IMPORTS into Canada for Consumption, etc.—Continued.

Articles and Countries from which Imported.	Months, 1929			Six Months ending September	
	July	August	September	1928	1929
INORGANIC CHEMICALS, N.O.P.—Continued.					
PRODUITS CHIMIQUES INORGANIQUES, N.A.E.—suite.					
CALCIUM COMPOUNDS.					
COMPOSÉS DE CALCIUM.					
Arsenate of lime.—(Arséniate de chaux.)	Total imports....Lb.	86,574	60,489		393,915
	\$	4,544	3,129		21,048
	United Kingdom.Lb.				
	United States....Lb.	86,574	60,489		393,915
	\$	4,544	3,129		21,048
Calcium acetate or acetate of lime used as a material in Canadian manufactures.—(Acétate de calcium ou acétate de chaux, employé comme matière première dans les manufactures canadiennes.)	Total imports....Lb.				
	\$				
	United Kingdom.Lb.				
	United States....Lb.				
	\$				
Calcium chloride, in packages of not less than 25 pounds.—(Chlorure de calcium, en paquets ne pesant pas moins de 25 livres.)	Total imports....Lb.	1,320,358	909,908	452,499	5,717,986
	\$	15,977	9,738	4,493	48,474
	United Kingdom.Lb.	175,565	93,696	440,753	594,774
	\$	2,426	921	6,160	6,742
	United States....Lb.	964,555	572,611	359,335	2,763,009
	\$	12,329	5,751	3,566	35,772
	Germany....Lb.	180,238	243,601	123,155	2,134,350
	\$	1,222	3,066	927	13,014
Calcium chloride, in packages of less than 25 pounds.—(Chlorure de calcium, en paquets pesant moins de 25 livres.)	Total imports....Lb.	10	42	19	859
	\$	4	12	11	127
	United Kingdom.Lb.				336
	\$				16
	United States....Lb.	10	42	19	372
	\$	4	12	11	94
Chloride of lime and hypochlorite of lime, in packages of not less than 25 lbs.—(Chlorure de chaux et hypochlorure de chaux, en paquets ne pesant pas moins de 25 livres.)	Total imports....Lb.	496,861	398,656	352,491	5,934,941
	\$	7,644	6,206	5,165	86,541
	United Kingdom.Lb.	251,766	293,148	223,838	1,363,469
	\$	4,245	4,627	3,353	21,438
	United States....Lb.	217,631	43,425	40,225	4,048,428
	\$	3,058	976	900	58,499
Chloride of lime and hypochlorite of lime, in packages of less than 25 lbs.—(Chlorure de chaux et hypochlorure de chaux, en paquets pesant moins de 25 livres.)	Total imports....Lb.	13,400	11,646	11,119	96,344
	\$	1,267	1,157	1,217	8,341
	United Kingdom.Lb.	3,460			720
	\$	225			68
	United States....Lb.	9,940	11,646	11,119	97,527
	\$	1,042	1,157	1,217	8,235
Calcium chloride not in solution, for road treating purposes only.—(Chlorure de calcium non en solution pour le traitement des routes seulement.)	Total imports....Lb.	3,975,610	3,559,631	487,375	18,985,059
	\$	48,405	42,821	5,607	251,114
	United Kingdom.Lb.	343,165	279,784		411,200
	\$	4,280	2,965		5,964
	United States....Lb.	3,632,445	2,223,625	487,000	18,080,561
	\$	44,125	39,467	5,588	241,127
POTASH AND POTASSIUM COMPOUNDS,					
N.O.P.					
COMPOSÉS DE LA POTASSE, N.A.E.					
Cream of tartar in crystals or argols.—(Crème de tartre en cristaux, ou tartre brut.)	Total imports....Lb.	23,424	126,148	38,317	407,670
	\$	4,818	23,894	7,781	78,546
	United Kingdom.Lb.	8,634	21,840	12,076	80,572
	\$	1,832	4,289	2,418	16,082
	United States....Lb.	117		5,698	16,415
	\$	29		1,120	5,316
	France....Lb.	14,683	56,320	15,503	221,350
	\$	2,957	11,090	3,249	42,702
	Italy....Lb.		30,800	5,040	89,333
	\$		6,019	994	16,480
Potash and pearl ash, in packages of not less than 25 pounds.—(Carbonate de potasse, en paquets pesant au moins 25 livres.)	Total imports....Lb.	15,602	22,971	3,991	53,658
	\$	1,112	1,438	310	3,384
	United Kingdom.Lb.	28			28
	\$	6			6
	United States....Lb.	1,823	4,918	3,991	10,447
	\$	176	510	310	926

IMPORTATIONS au Canada pour consommation, etc.—*Suite.*

Articles et pays de provenance.	Mois, 1929			Six mois terminés avec septembre		
	Juillet	Août	Septembre	1928	1929	
Potash and pearl ash, in packages of less than 25 pounds.—(Carbonate de potasse, en paquets pesant moins de 25 livres.)	Total imports ... Lb. \$	15 7	12 6	330 47	83 30	998 216
	United Kingdom Lb. \$					
	United States... Lb. \$	15 7	12 6	330 47	83 30	998 216
Potash, bicarbonate of.—(Bicarbonat de potasse.)	Total imports ... Lb. \$	520 82			1,112 168	6,823 540
	United Kingdom Lb. \$				112	224
	United States... Lb. \$	520 82			1,000 156	1,060 166
Potash, bichromate of, crude.—(Bichromate de potasse, à l'état naturel.)	Total imports ... Lb. \$	5,530 535	14,913 1,399	7,706 711	88,841 7,790	81,623 7,592
	United Kingdom Lb. \$	4,636 400	12,524 1,150	7,011 662	33,685 2,827	31,891 3,151
	United States... Lb. \$	744 111	2,389 249	695 70	41,757 3,823	46,472 4,390
Potash, caustic, in packages of not less than 25 pounds.—(Potasse caustique, en paquets pesant au moins 25 livres.)	Total imports ... Lb. \$	34,672 2,743	45,418 4,113	65,952 4,272	312,547 23,898	338,654 23,886
	United Kingdom Lb. \$		33,071		18,878	33,071
	United States... Lb. \$	10,728 992	9,563 785	4,590 374	85,670 7,138	69,019 5,852
Germany... Lb. \$	27,899 1,751		49,034 3,277	204,999 11,865	150,440 9,754	
Potash, caustic, in packages of less than 25 pounds.—(Potasse caustique, en paquets pesant moins de 25 livres.)	Total imports ... Lb. \$	318 61	328 94	670 75	2,151 532	1,591 396
	United Kingdom Lb. \$					
	United States... Lb. \$	318 61	328 94	670 75	2,001 491	1,591 396
Potash, chlorate of, not further prepared than ground.—(Chlorate de potasse pulvérisé, non autrement préparé.)	Total imports ... Lb. \$	87,189 6,262	94,337 6,760	69,121 4,928	422,740 32,156	622,110 47,061
	United Kingdom Lb. \$				101,570	61,100
	United States... Lb. \$	10 2	88,870 6,415	32,531 1,797	9,875 15,419	5,307 16,581
Germany... Lb. \$	11,011 580	4,907 294		224,066 15,419	221,645 55,057	
Potash, red and yellow prussiate of.—(Prussiate de potasse, rouge et jaune.)	Total imports ... Lb. \$	4,504 694	42		7,294 1,588	4,949 824
United Kingdom Lb. \$			42	15	42	
United States... Lb. \$			9	6	9	
				524	403	
				225	211	
Saltpetre or nitrate of potash.—(Salpêtre ou nitrate de potasse.)	Total imports ... Lb. \$	177,061 7,591	94,292 3,828	52,495 2,191	575,324 24,056	645,261 27,166
	United Kingdom Lb. \$			112	109,140	102,352
	United States... Lb. \$	12,470 747	1,699 170	15 3	3,941 2,214	4,186 2,101
Germany... Lb. \$	58,991 2,438	92,593 3,658	52,358 2,145	310,313 14,032	400,202 16,450	
Potash compounds, n.o.p.—(Composés de la potasse, n.a.é.)	Total imports ... Lb. \$	29,298 4,841	73,425 9,025	77,729 10,107	238,573 65,801	242,956 43,797
	United Kingdom Lb. \$		2,267	4,055	31,035	10,124
	United States... Lb. \$	922 565	629	859	8,583	4,633
Germany... Lb. \$	21,302 3,682	19,072 3,868	7,939 3,854	134,017 50,939	88,080 26,009	
Total Potash and Potassium Compounds, n.o.p.—(Total, potasse et composés de la potasse, n.a.é.)	Total imports ... Lb. \$	342,048 28,566	485,886 59,566	316,312 33,432	2,109,993 234,960	2,464,372 231,245
	United Kingdom Lb. \$	14,210 2,803	69,844 8,960	23,254 3,970	366,007 42,670	294,192 30,059
	United States... Lb. \$	48,047 5,889	126,851 12,097	56,459 7,650	553,036 84,707	592,728 59,738
SODA AND SODIUM COMPOUNDS, N.O.P. COMPOSÉS DE LA SOUDE, N.A.É.						
Baking powder.—(Poudre-levain.)	Total imports ... Lb. \$	9,675 3,735	1,887 410	43,534 16,694	150,247 60,082	98,464 38,959
	United Kingdom Lb. \$			782	3,835	4,260
	United States... Lb. \$	324 110	970 289	182	958	1,119
Germany... Lb. \$	9,351 3,625	908 121	42,752 16,516	146,412 59,124	94,195 37,840	

IMPORTS into Canada for Consumption, etc.—Continued.

Articles and Countries from which Imported.	Months, 1929			Six Months ending September		
	July	August	September	1928	1929	
INORGANIC CHEMICALS, N.O.P.—Continued.						
PRODUITS CHIMIQUES INORGANIKES, N.A.É.—suite.						
SODA AND SODA COMPOUNDS, N.O.P.—Continued.						
COMPOSÉS DE LA SOUDE, N.A.É.—suite.						
Borax, in packages of not less than 25 pounds, fused borax, commercially or generally known as borax glass.—(Borax, en paquets pesant 25 livres au moins, borax fondu, commercialement ou généralement appelé verre de borax.)	Total imports ... Lb. \$	452,420 9,749	399,272 18,644	322,632 9,250	1,020,329 35,727	1,836,737 47,884
	United Kingdom. Lb. \$	6,160	5,660	12,080	28,380	39,878
	United States.... Lb. \$	446,260 8,672	393,612 9,694	288,512 6,764	991,946 31,158	1,774,819 41,175
Glauber salts.—(Sels glauber.)	Total imports ... Lb. \$	108,970 243	13,497 223	2,450 27	285,076 2,066	281,891 1,789
	United Kingdom. Lb. \$			2,450		3,050
	United States.... Lb. \$		3,497		53,855	16,733
	Germany..... Lb. \$	108,970 243	10,000 101		231,215 1,010	262,108 1,158
Soda, arseniate, binarseniate and stannate of.—(Arséniate, binarséniate et stannate de soude.)	Total imports ... Lb. \$	30 11	1,366 123	13 5	167 38	1,429 146
	United Kingdom. Lb. \$		1,266			1,266
	United States.... Lb. \$	30 11	100 17	13 5	167 38	143 40
Soda ash or barilla.—(Cendres de soude ou barille.)	Total imports ... Lb. \$	376,830 5,284	331,965 4,801	182,888 3,093	1,198,761 18,789	1,510,376 21,111
	United Kingdom. Lb. \$	145,609	11,200	6,720	383,040	360,640
	United States.... Lb. \$	1,814 231,230 3,440	148 320,785 4,653	108 176,168 2,985	5,122 815,724 13,667	4,603 1,104,936 15,781
Soda, bicarbonate of.—(Bicarbonat de soude.)	Total imports ... Lb. \$	509,425 10,378	681,830 11,290	608,665 11,296	5,494,844 95,831	4,410,619 76,165
	United Kingdom. Lb. \$	38,976	4,000	65,689	109,110	155,541
	United States.... Lb. \$	470,449 8,996	677,830 11,194	542,976 10,266	5,385,734 90,941	4,255,078 71,924
Soda, bichromate of.—(Bichromat de soude.)	Total imports ... Lb. \$	154,029 19,771	139,559 9,429	203,645 14,476	842,204 49,922	909,722 65,313
	United Kingdom. Lb. \$	18,595	43,265	25,695	74,439	182,297
	United States.... Lb. \$	1,320 135,434 9,451	3,204 87,294 6,225	1,900 177,950 12,570	4,962 496,315 29,766	13,355 716,223 51,259
Soda, bisulphate of, or nitre cake.—(Bisulfate de soude ou nitre en cristaux.)	Total imports ... Lb. \$	17,720,527 122,982	15,962,121 113,789	12,689,289 88,156	40,184,431 156,507	92,005,150 627,091
	United Kingdom. Lb. \$					
	United States.... Lb. \$	17,720,527 122,982	15,962,121 113,789	12,689,289 88,156	40,184,431 156,507	92,005,150 627,091
Soda, bisulphite of.—(Bisulfite de soude.)	Total imports ... Lb. \$	99,789 4,073	63,555 2,400	134,999 4,747	445,746 18,598	332,623 16,470
	United Kingdom. Lb. \$		49		8,475	4,240
	United States.... Lb. \$	36,735 2,729	19,412 1,553	76,574 3,401	98,352 7,383	147,368 11,162
Soda, caustic, when in packages of not less than 25 pounds.—(Soude caustique, en paquets pesant au moins 25 livres.)	Total imports ... Lb. \$	658,880 20,008	512,827 15,276	798,324 25,270	2,711,774 82,622	3,357,601 104,515
	United Kingdom. Lb. \$	236,600	187,450	137,965	248,160	651,975
	United States.... Lb. \$	7,410 422,380 12,508	5,298 321,137 9,518	4,177 660,369 21,093	7,350 2,405,614 74,672	20,543 2,600,156 83,284
Soda, caustic, when in packages of less than 25 pounds.—(Soude caustique, en paquets pesant moins de 25 livres.)	Total imports ... Lb. \$	8,384 745	3,857 353	9,380 977	64,953 5,395	49,119 5,143
	United Kingdom. Lb. \$	507			224	500
	United States.... Lb. \$	7,884 688	3,857 353	9,380 977	64,729 5,380	48,578 5,103
Soda, caustic, in solution.—(Soude caustique, en solution.)	Total imports ... Lb. \$	182,960 5,329	124,116 1,909	116,914 5,043	121,637 2,333	873,153 21,338
	United Kingdom. Lb. \$					
	United States.... Lb. \$	182,960 5,329	124,116 1,909	116,914 5,006	120,901 2,278	872,629 21,319

IMPORTATIONS au Canada pour consommation, etc.—*Suite.*

Articles et pays de provenance.	Mois, 1929			Six mois terminés avec septembre		
	Juillet	Août	Septembre	1928	1929	
Soda, chlorate of.—(Chlorate de soude.)	Total importsLb.	345,506	23,095	336	1,599,574	5,385,124
	\$	13,758	1,096	24	81,100	288,261
	United Kingdom..Lb.				198,000	
	\$				7,488	
	United States....Lb.	332	1,986	330	188,130	53,352
\$	31	106	24	11,095	4,566	
France.....Lb.				821,945	2,720,300	
\$				44,705	99,258	
Germany.....Lb.	345,173	16,629		387,379	2,405,925	
\$	13,727	774		17,590	05,083	
Soda, hyposulphite, when imported by tanners for use in their own factories in the tanning of leather.—(Hypo-sulfite de soude, importé par les tanneurs pour servir dans leurs propres tanneries, au tannage du cuir.)	Total importsLb.	19,237	29,668	22,051	72,906	127,821
	\$	209	696	483	1,510	3,259
	United Kingdom..Lb.			11,088		11,088
	\$			220		220
	United States....Lb.				72,900	56,865
\$				1,510	1,871	
Soda, hyposulphite of, n.o.p.—(Hypo-sulfite de soude, n.a.6.)	Total importsLb.	148,941	96,091	73,426	341,635	451,659
	\$	2,756	2,122	1,354	7,618	9,233
	United Kingdom..Lb.	11,200	11,088		20,614	45,376
	\$	292			517	1,105
	United States....Lb.	38,200	42,450	125	166,378	102,310
\$	889	1,001	27	4,181	2,486	
Soda, nitrite of.—(Nitrite de soude.)	Total importsLb.	14	38	42,838	43,670	58,623
	\$	3	11	1,654	1,766	2,408
	United Kingdom..Lb.					
	\$					
	United States....Lb.	14	38	840	20,583	2,626
\$	3	11	102	855	328	
Germany.....Lb.			41,998	11,287	55,997	
\$			1,552	481	2,080	
Soda, peroxide of.—(Peroxyde de soude.)	Total importsLb.	19,007	7,299	9,848	99,628	58,425
	\$	2,084	1,526	2,155	23,221	12,633
	United Kingdom..Lb.					
	\$					
	United States....Lb.	10,007	7,200	9,848	99,628	58,426
\$	2,084	1,526	2,155	23,221	12,633	
Soda phosphate—(Phosphate de soude.)	Total importsLb.	731,461	427,634	531,577		3,312,877
	\$	29,115	12,861	13,028		92,577
	United Kingdom..Lb.	6,725	1,800			12,695
	\$	834	273			2,331
	United States....Lb.	244,195	236,186	167,941		1,286,959
\$	9,848	8,460	6,021		49,572	
Soda, prussiate of.—(Prussiate de soude.)	Total importsLb.		617		157,397	193,006
	\$	242	149		14,597	19,750
	United Kingdom..Lb.				44,772	33,603
	\$				4,277	3,406
	United States....Lb.		617			617
\$		149			149	
Netherlands....Lb.				101,098	80,089	
\$	242			9,158	8,993	
Soda, sal.—(Sel de soude.)	Total importsLb.	809,196	797,400	838,418	4,931,307	5,365,436
	\$	10,110	10,226	10,188	65,854	66,560
	United Kingdom..Lb.		900		98,445	89,440
	\$		21		1,118	1,039
	United States....Lb.	798,715	796,500	837,718	4,799,343	5,167,754
\$	10,053	10,205	10,169	63,890	64,707	
Soda, silicate of, in crystals or in solution. (Silicate de soude, en cristaux, ou en solution.)	Total importsLb.	5,392,141	6,408,243	5,098,973	27,661,110	31,147,632
	\$	39,191	54,934	37,362	195,023	231,466
	United Kingdom..Lb.	42,948	608		42,717	81,509
	\$	860	3		870	1,608
	United States....Lb.	5,250,193	6,405,392	5,098,973	27,618,393	31,093,910
\$	34,331	51,903	37,362	194,153	232,773	
Soda, sulphate of, crude, known as salt cake.—(Sulfate de soude à l'état naturel, connu sous le nom de sel en pain.)	Total importsLb.	2,018,161	3,627,103	7,962,568	47,354,824	30,943,691
	\$	13,276	22,990	59,549	216,889	214,414
	United Kingdom..Lb.		448	4,369,000	11,143,538	10,581,784
	\$		15	28,392	68,673	90,587
	United States....Lb.	1,886,817	3,457,783	3,452,177	35,853,974	19,210,748
\$	12,447	21,322	21,400	175,276	110,144	

IMPORTS into Canada for Consumption, etc.—Continued.

Articles and Countries from which Imported.	Months, 1929			Six Months ending September	
	July	August	September	1928	1929
INORGANIC CHEMICALS, N.O.P.—Continued.					
PRODUITS CHIMIQUES INORGANIKES, N.A.E.—suite					
SODA AND SODIUM COMPOUNDS, N.O.P.—Concluded.					
COMPOSÉS DE LA SOUDE, N.A.E.—fin.					
Soda, sulphide of.—(Sulfure de soude.)	Total imports....	442,882	529,779	123,350	1,622,852
	\$	7,961	9,726	3,007	33,756
United Kingdom..	Lb.	105,327	183,803	77,303	402,714
	\$	3,160	5,291	1,576	9,337
United States.....	Lb.	90,756	40,135	41,638	568,117
	\$	2,237	626	1,280	13,072
Germany.....	Lb.	236,225	305,841	4,409	621,840
	\$	2,424	3,309	151	10,548
Soda, sulphite of.—(Sulfite de soude.)	Total imports....	44,002	128,473	8,923	285,302
	\$	1,617	4,561	1,326	17,221
United Kingdom..	Lb.	318	33,687	2,000	9,081
	\$	67	469	730	949
United States.....	Lb.	43,094	91,586	6,923	230,290
	\$	1,482	3,800	596	13,949
Sodium, cyanide of.—(Cyanure de soude.)	Total imports....	377,194	81,470	122,479	1,119,741
	\$	61,542	12,754	19,008	168,890
United Kingdom..	Lb.	355,000	78,029	109,300	934,476
	\$	58,139	11,894	16,951	141,981
United States.....	Lb.	21,594	5,850	13,179	185,065
	\$	3,403	803	2,057	26,543
Sodium compounds, n.o.p.—(Composés de la soude, n.a.é.)	Total imports....	1,249,415	1,665,829	1,259,572	10,592,765
	\$	59,109	61,526	58,589	376,596
United Kingdom..	Lb.	8,241	2,710	4,087	172,999
	\$	1,762	858	942	21,046
United States.....	Lb.	1,199,357	1,652,755	1,239,550	9,229,758
	\$	53,829	58,699	55,880	315,815
Germany.....	Lb.	11,155	5,579	4,730	747,493
	\$	1,676	323	1,227	26,121
Total Soda and Sodium Compounds, n.o.p. (Total, soude et composés de la soude, n.a.é.)	Total imports....	31,762,220	32,052,522	31,198,102	148,404,671
	\$	425,242	365,326	377,235	1,761,079
United Kingdom..	Lb.	977,144	567,593	4,823,150	13,922,989
	\$	78,275	29,242	58,212	286,530
United States.....	Lb.	29,254,523	30,643,147	25,649,941	129,852,742
	\$	313,158	320,882	304,908	1,315,530
OTHER INORGANIC CHEMICALS.					
AUTRES CORPS INORGANIKES.					
Acid phosphate, not medicinal.—(Acide phosphatique, non médicinal.)	Total imports....	189,134	209,353	185,925	1,694,612
	\$	13,729	16,299	14,514	129,020
United Kingdom..	Lb.	34,872
	\$	2,443
United States.....	Lb.	189,134	209,353	185,925	1,659,740
	\$	13,729	16,299	14,514	126,577
Barium, peroxide of, non-alcoholic, for use in the manufacture of peroxide of hydrogen, when imported by manufacturers of peroxide of hydrogen.—(Peroxide de baryum, non alcoolique, employé dans la fabrication du peroxyde d'hydrogène, importé par les fabricants de peroxyde d'hydrogène.)	Total imports....	2,077	13,710
	\$	208	1,300
United Kingdom..	Lb.	11,625
	\$	1,051
United States.....	Lb.	2,077	2,085
	\$	208	249
Carbon dioxide or carbonic acid gas.—(Bioxyde de carbone ou gaz acide carbonique.)	Total imports....	1,804
	\$
United States.....	\$	1,804
Hydrogen peroxide, solutions of.—(Peroxide d'hydrogène, solutions de.)	Total imports....	5,721	6,685	5,750	35,023
	\$	565	582	1,127	2,210
United Kingdom..	\$	5,156	6,043	4,623	28,945
	\$	32,326
Magnesia (magnesium oxide).—(Magnésium oxyde de magnésium.)	Total imports....	388,821	116,222	293,156	221,259
	\$	7,224	6,293	9,078	18,212
United Kingdom..	Lb.	32,655	24,346	11,480	118,187
	\$	2,501	1,873	1,533	9,634
United States.....	Lb.	34,932	82,116	87,980	92,760
	\$	2,247	4,254	4,183	7,851

IMPORTATIONS au Canada pour consommation, etc.—*Suite.*

Articles et pays de provenance.	Mois, 1929			Six mois terminés avec septembre		
	Juillet	Août	Septembre	1928	1929	
Magnesium sulphate or Epsom salts.— (Sulfate de magnésium ou sels d'Epsom.)	Total imports ... Lb.	529,258	155,287	294,163	2,501,300	1,982,400
	\$	5,451	3,104	2,148	23,912	23,186
	United Kingdom..Lb.	9,429	3,800	187,555	95,098
	\$	198	87	2,627	2,954
	United States.....Lb.	125,750	140,484	60,540	540,121	639,155
\$	2,488	2,909	1,514	11,677	13,020	
Germany.....Lb.	394,079	11,023	143,623	1,773,624	1,248,147	
\$	2,965	108	634	9,609	8,112	
Mercury salts.—(Sels de mercure.)	Total imports ... \$	1,045	109	1,002	8,316	11,021
	United Kingdom. \$	753	823	7,559	10,318
	United States.... \$	71	109	179	757	522
	\$
Phosphorus.—(Phosphore.)	Total imports ... Lb.	23	3	2,504	94
	\$	21	6	848	91
	United Kingdom..Lb.
	\$
United States.....Lb.	23	3	2,460	94	
\$	21	6	784	91	
Radium.—(Radium.)	Total imports ... \$	19	163	1,555	13,532	7,557
	United Kingdom. \$
	United States.... \$	19	163	1,555	13,532	7,557
	\$
Thorium, nitrate of.—(Nitrate de thorium.)	Total imports ... \$
	United Kingdom. \$
	United States.... \$
	\$
Total Inorganic Chemicals, n.o.p.—(Total produits chimiques inorganiques, n.a.é.)	Total imports ... \$	751,313	712,252	596,414	3,493,832	4,416,397
	United Kingdom. \$	139,669	103,577	89,022	558,066	650,248
	United States.... \$	527,200	545,595	465,230	2,532,474	3,162,831
	\$
OTHER DRUGS, DYES AND CHEMICALS, N.O.P.						
AUTRES DROGUES, TEINTURES ET PRODUITS CHIMIQUES, N.A.E.						
Acetone and amyl acetate.—(Acétone et acétate amylique.)	Total imports ... \$	162	13,829	14,594	55,147	54,461
	United Kingdom. \$
	United States.... \$	162	13,829	14,594	55,128	54,461
	\$
Blacking, shoe, and shoemakers' ink, shoe, harness and leather dressing, n.o.p.—(Cirage à chaussures et encre de cordonnier, ingrédients à polir les chaussures, les harnais et le cuir.)	Total imports ... \$	28,244	30,909	34,419	195,701	164,528
	United Kingdom. \$	14,855	13,114	19,289	98,102	66,261
	United States.... \$	23,382	17,795	15,088	87,425	98,218
	\$
Blueing, laundry.—(Blou de buanderie.)	Total imports ... \$	1,094	152	711	3,890	3,439
	United Kingdom. \$	787	321	1,001
	United States.... \$	307	152	375	3,064	2,102
	\$
Camphor.—(Camphre.)	Total imports ... Lb.	968	4,935	1,210	32,295	16,903
	\$	662	2,867	699	18,199	9,903
	United Kingdom..Lb.	56	108	84
	\$	43	79	65
	United States....Lb.	662	4,525	1,110	10,760	10,457
	\$	401	2,548	635	6,283	6,364
	Japan.....Lb.	100	410	100	21,360	6,140
\$	43	319	64	11,770	3,206	
Carbon bisulphide.—(Bisulfure de carbone.)	Total imports ... Lb.	161,800	88,025	170,224	883,488	827,832
	\$	7,032	4,151	7,982	43,906	38,159
	United Kingdom..Lb.
	\$
United States....Lb.	161,800	88,025	170,224	883,488	827,832	
\$	7,032	4,151	7,982	43,906	38,159	
Carbon tetrachloride.—(Tétrachlorure de carbone.)	Total imports ... \$	2,373	3,935	7,948	18,304	31,645
	United Kingdom. \$
	United States.... \$	2,373	3,798	4,073	14,090	25,852
	\$
Chloroform.—(Chloroforme.)	Total imports ... Lb.	8,310	3,331	5,993	58,060	28,374
	\$	3,116	866	3,124	15,735	11,513
	United Kingdom..Lb.	1,483	1,598	5,758	4,959
	\$	1,499	2,049	5,857	5,802
	United States....Lb.	4,634	595	4,395	49,428	16,082
\$	1,127	103	1,075	9,111	3,765	
Cyanide of potassium and cyanogen bromide.—(Cyanure de potassium et bromure de cyanogène.)	Total imports ... Lb.	671	4,412	123	9,342	9,653
	\$	310	1,246	43	2,819	2,911
	United Kingdom..Lb.	1,672
	\$	441
	United States....Lb.	111	4,076	123	7,880	5,909
\$	73	1,150	43	2,254	1,688	

IMPORTS into Canada for Consumption, etc.—Continued.

Articles and Countries from which Imported.	Months, 1929			Six Months ending September	
	July	August	September	1928	1929
OTHER DRUGS, DYES AND CHEMICALS, N.O.P.— Concl. ded.					
AUTRES DROGUES, TEINTURES ET PRODUITS CHIMIQUES, N.A.É.—fin.					
Ethylene glycol, when for use in Canadian manufactures.—(Glycol éthylique pour usage dans les manufactures canadiennes.)	Total imports ... Lb. \$ 69,975	30,690	85,823	706,007	190,118
	\$ 11,769	5,365	17,450	144,052	35,580
United Kingdom... Lb. \$ 33,600			30,225		63,825
	\$ 5,800		6,922		12,722
United States... Lb. \$ 36,375	30,690			300,445	70,695
	\$ 5,989			66,714	12,330
Germany... Lb. \$			55,598	405,502	55,598
			10,528	77,338	10,528
Formaldehyde containing not more than 16% alcohol.—(Formaldéhyde ne contenant pas plus de 15% d'alcool.)	Total imports ... \$ 1,270	1,063	1,168	654	5,466
United Kingdom... \$					370
United States... \$	96	170	40	654	435
Glycerine, crude, when imported by manufacturers for use only in their own factories in the manufacture of refined glycoline.—(Glycérine, à l'état naturel, importée par les manufacturiers canadiens pour être raffinée dans leurs propres manufactures.)	Total imports ... Lb. \$			31,706	
United Kingdom... Lb. \$				3,844	
United States... Lb. \$				31,706	
				3,844	
Glycerine, when imported by manufacturers for use exclusively for the manufacture of such articles in their own factories.—(Glycérine, importée par les fabricants d'explosifs, pour servir exclusivement à cette fabrication, dans leurs propres manufactures.)	Total imports ... Lb. \$ 768,259	613,665	1,127,831	3,852,750	3,961,250
	\$ 67,200	47,162	92,371	386,486	231,413
United Kingdom... Lb. \$ 111,064			110,333	225,126	571,799
	\$ 9,623		8,728		49,519
United States... Lb. \$ 29,780				459,001	29,780
	\$ 5,654			50,167	5,654
Germany... Lb. \$ 219,520	110,210		1,017,498	2,915,060	1,347,228
	\$ 18,154		83,643	286,687	110,892
Netherlands... Lb. \$ 407,315	503,455			251,563	1,817,575
	\$ 33,789	38,067		27,855	148,774
Glycerine, n.o.p.—(Glycérine, n.a.é.)	Total imports ... Lb. \$ 35,833	629,472	308,604	152,408	1,176,100
	\$ 4,367	56,936	30,175	20,867	112,435
United Kingdom... Lb. \$ 4,480	484,736	223,100	11,473	716,820	66,114
	\$ 709	43,067	21,548	2,208	66,114
United States... Lb. \$ 7,878	9,521	12,623	42,696	72,602	8,477
	\$ 1,092	1,009	1,472	6,581	311,683
Netherlands... Lb. \$ 23,475	133,011		65,528	30,521	
	\$ 2,500	12,592		8,407	
Ink, printing.—(Encre d'imprimerie.)	Total imports ... Lb. \$ 169,458	93,492	114,099	699,391	741,110
	\$ 29,894	28,493	36,985	159,653	184,210
United Kingdom... Lb. \$ 2,893	1,259	8,055	26,234	30,111	
	\$ 1,584	461	7,134	18,320	21,653
United States... Lb. \$ 164,683	91,366	104,500	664,579	699,747	
	\$ 27,689	27,744	29,296	129,290	157,242
Ink, writing.—(Encre à écrire.)	Total imports ... \$ 3,957	2,627	4,719	22,270	27,130
United Kingdom... \$ 1,533	746	2,166	7,317	9,723	
United States... \$ 2,352	1,823	2,309	14,205	16,409	
Naphthalene, refined, flakes and balls.—(Naphthaline, raffinée, en flocons ou en boules.)	Total imports ... Lb. \$ 23,607	22,585	64,900	116,641	233,851
	\$ 767	693	2,032	3,633	6,977
United Kingdom... Lb. \$				6,000	8,600
	\$			265	366
United States... Lb. \$ 983	185	1,060	29,963	2,228	
	\$ 67	13	61	1,146	141
Belgium... Lb. \$ 22,624	22,400	63,840	22,178	175,176	
	\$ 700	680	1,971	637	5,258
Germany... Lb. \$			58,500	27,293	
			1,586	738	
Nitrous ether, sweet spirits of nitre and aromatic spirits of ammonia.—(Ether nitreux, esprit de nitre saccharifié et esprit d'ammoniaque aromatisé.)	Total imports ... Gal. \$ 18	11	3	69	42
	\$ 119	69	35	393	292
United Kingdom... Gal. \$				14	
	\$			96	
United States... Gal. \$ 14	11	3	55	38	
	\$ 85	69	35	297	258
Sulphuric ether.—(Ether sulfureux.)	Total imports ... Lb. \$ 24,725	17,520	20,196	104,964	101,119
	\$ 6,946	5,032	5,778	27,224	28,254
United Kingdom... Lb. \$				100	100
	\$			20	20
United States... Lb. \$ 24,225	17,270	20,096	104,964	100,769	
	\$ 6,946	5,006	5,758	27,224	28,208

IMPORTATIONS au Canada pour consommation, etc.—*Suite.*

Articles et pays de provenance.		Mois, 1929			Six mois terminés avec septembre	
		Juillet	Août	Septembre	1928	1929
Polish or composition, knife and other, n.o.p.—(Ingrédients pour le polissage des couteaux, n.s.é.)	Total Imports... \$	33,600	46,135	46,328	296,184	258,320
	United Kingdom... \$	10,244	12,294	16,357	49,287	59,108
	United States... \$	29,002	33,811	29,510	154,736	197,755
Vanillin.—(Vanilline.)	Total Imports... Lb.	1,219	2,452	1,636	11,414	11,841
	\$	3,462	5,877	4,374	31,737	31,739
	United Kingdom... Lb.	224	100	836	4,790	4,056
	\$	583	391	2,242	13,564	11,018
	United States... Lb.	66	103
Gormany..... Lb.	423	402	
\$	695	1,700	800	3,310	6,130	
\$	1,618	3,822	2,132	8,764	15,529	
All other drugs, dyes and chemicals, etc., n.o.p.—(Toutes autres drogues, teintures et produits chimiques, etc., n.s.é.)	Total Imports... \$	322,574	217,992	313,197	1,315,327	1,637,402
	United Kingdom... \$	14,683	14,160	21,014	111,281	114,923
	United States... \$	255,428	148,962	262,458	1,036,292	1,462,890
	Germany... \$	33,179	40,948	19,119	88,291	172,557
Recapitulation—Chemicals and Allied Products.—(Récapitulation — Produits chimiques et leurs dérivés.)	Total Imports... \$	3,375,802	3,151,864	3,421,585	18,951,623	21,163,948
	United Kingdom... \$	482,927	517,678	477,302	2,439,838	2,773,261
	United States... \$	2,327,179	2,080,039	2,061,664	13,417,375	14,371,795
MISCELLANEOUS COMMODITIES.						
MARCHANDISES DIVERSES.						
AMUSEMENT AND SPORTING GOODS, N.O.P.						
ARTICLES DE SPORT ET DE RÉCRÉATION, N.S.É.						
Bagatelle and other game tables or boards. (Tables de trou-madame et autres tables à jouer ou échiquiers.)	Total Imports... \$	3,478	4,122	5,330	14,984	18,337
	United Kingdom... \$	75	114	59	1,331	359
	United States... \$	1,930	2,370	3,606	10,637	10,754
Balls, cues, racks and cue-tips for bagatelle boards and billiard tables.—(Billes, queues, râtaux et procédés pour billards et trous-madame.)	Total Imports... \$	959	1,689	1,072	5,873	6,140
	United Kingdom... \$	70	324	19	962	952
	United States... \$	435	474	703	2,120	3,659
	France... \$	426	347	2,131	1,191
Billiard tables.—(Billards.)	Total Imports... No.	59	1	294	73
	\$	540	42	8,917	886
	United Kingdom... No.	1	3	1
	\$	34	541	34
United States... No.	58	1	291	70	
\$	506	42	8,376	712	
Films, chemically prepared for photographers' use.—(Pellicules, chimiquement préparées à l'usage des photographes.)	Total Imports... \$	104,454	78,279	76,184	243,812	431,637
	United Kingdom... \$	5,655	5,680	3,548	15,453	25,917
	United States... \$	91,531	68,616	63,341	138,717	350,927
	Belgium... \$	6,548	2,405	3,881	32,111	23,236
	Germany... \$	748	1,578	5,414	55,715	31,857
Cinematograph or moving picture films, positives, 1½ inches in width and over.—(Films cinématographiques positifs, de 1½ pouce de largeur et plus.)	Total Imports... Feet	1,217,298	1,721,373	2,006,353	4,073,004	8,271,917
	\$	93,684	133,167	161,911	339,094	665,514
	United Kingdom... Feet	43,403	87,026	19,424	292,765	351,855
	\$	3,472	6,932	1,551	23,385	28,572
United States... Feet	1,189,895	1,634,303	1,986,929	3,769,462	7,909,552	
\$	95,811	132,205	160,360	305,757	636,262	
Costumes and scenery, theatrical.—(Costumes et décors de théâtre.)	Total Imports... \$	244	1,172	10,848	1,761
	United Kingdom... \$	778
	United States... \$	44	1,172	9,655	1,561
Covers and cases, gun or pistol, game bags, loading tools, and cartridge belts of any material.—(Luis et gaines de fusils et de revolvers, carnassières, chargeurs et cartouchières de tous genres.)	Total Imports... \$	790	583	536	6,054	3,229
	United Kingdom... \$	118	235	552	686
	United States... \$	662	583	301	4,014	2,524
Dolls of all kinds.—(Poupées de toutes sortes.)	Total Imports... \$	32,382	46,408	59,652	199,759	184,336
	United Kingdom... \$	2,138	1,347	1,573	4,130	7,827
	United States... \$	8,009	8,990	7,992	32,465	39,706
	Germany... \$	14,145	28,666	30,116	141,980	93,391
	Japan... \$	4,673	6,018	9,559	15,253	31,821
Fishing reeds.—(Cannes à pêche.)	Total Imports... \$	7,043	3,221	907	51,123	57,969
	United Kingdom... \$	1,467	1,403	410	14,655	18,395
	United States... \$	5,518	1,818	497	35,935	39,574
Menageries, horses, cattle, carriages and harnesses of.—(Chevaux, bétail, voitures et harnais de ménageries.)	Total Imports... \$	159,575	69,848	2,952	114,030	245,110
	United Kingdom... \$
	United States... \$	159,575	69,848	2,952	114,030	245,110

IMPORTS into Canada for Consumption, etc.—Continued.

Articles and Countries from which Imported.		Months, 1929			Six Months ending September	
		July	August	September	1928	1929
AMUSEMENT AND SPORTING GOODS, N.O.P.—						
Concluded.						
ARTICLES DE SPORT ET DE RÉCRÉATION, N.A.É.—fin.						
Toys of all kinds, n.o.p.—(Jouets de toutes sortes, n.a.é.)	Total Imports ... \$	184,076	329,601	353,394	1,078,098	1,202,785
	United Kingdom... \$	20,809	40,640	71,016	122,495	155,417
	United States... \$	62,111	105,512	124,886	411,769	436,586
	Czecho-Slovakia... \$	1,354	2,061	4,991	17,080	14,030
	France... \$	4,244	5,937	3,524	16,330	20,616
	Germany... \$	85,703	164,555	133,838	470,003	499,911
	Japan... \$	9,325	9,000	13,327	26,932	65,716
Trawls, trawling spoons, fly hooks, sinkers, swivels and sportmen's fishing bait and fish hooks, n.o.p.—(Lignes de traîne, ouillères, hameçons-mouches, plombs, émerillons et appâts de pêche pour amateurs et hameçons, n.a.é.)	Total Imports ... \$	11,587	6,054	1,369	62,657	72,794
	United Kingdom... \$	5,455	2,428	717	32,205	37,410
	United States... \$	6,132	3,356	652	30,310	34,745
Total Amusement and Sporting Goods n.o.p.—(Total, articles de sport et de récréation n.a.é.)	Total Imports ... \$	595,234	678,112	656,124	2,127,059	2,889,889
	United Kingdom... \$	39,260	58,932	79,131	216,487	275,569
	United States... \$	422,790	393,478	366,507	1,100,840	1,799,320
BRUSHES—BROSSES ET PINCEAUX.						
Brushes, paint and varnish.—(Pinceaux à peinture et à vernis.)	Total Imports ... \$	4,375	8,725	3,941	36,283	44,766
	United Kingdom... \$	2,950	6,531	3,234	27,259	32,468
	United States... \$	745	676	603	5,949	6,670
Brushes, tooth.—(Brosses à dents.)	Total Imports ... \$	21,282	24,484	30,657	41,783	93,568
	United Kingdom... \$	1,470	1,430	497	6,179	4,912
	United States... \$	9,305	14,784	19,531	5,880	45,572
	Japan... \$	12,192	7,732	8,673	19,357	37,556
Brushes, toilet, n.o.p.—(Brosses de toilette, n.a.é.)	Total Imports ... \$	17,294	34,294	21,165	165,459	133,707
	United Kingdom... \$	3,814	13,748	5,463	28,381	43,500
	United States... \$	4,308	7,397	6,572	23,429	32,761
	Germany... \$	889	1,253	1,426	10,144	6,613
	Japan... \$	6,122	10,504	6,591	36,538	40,081
Brushes, all other, n.o.p.—(Toutes autres brosses, n.a.é.)	Total Imports ... \$	32,327	26,896	31,613	144,830	172,661
	United Kingdom... \$	8,984	6,177	5,135	24,320	34,995
	United States... \$	16,779	16,586	18,272	99,245	105,214
Hair brush pads.—(Coussins de brosses à cheveux.)	Total Imports ... \$
	United Kingdom... \$
	United States... \$
Total Brushes.—(Total, brosses et pinceaux.)	Total Imports ... \$	77,278	94,099	86,616	328,285	444,702
	United Kingdom... \$	17,218	27,886	14,329	86,139	115,875
	United States... \$	31,137	39,440	44,978	134,503	190,217
CONTAINERS, N.O.P.—RÉCIPIENTS, N.A.É.						
Bags, barrels and other coverings used in the importation of salt.—(Sacs, futailles, et autres récipients servant à l'importation du sel.)	Total Imports ... \$	4,615	3,062	2,506	20,169	19,233
	United Kingdom... \$	19	27	565	84
	United States... \$	3,486	2,876	1,148	12,893	14,975
	Germany... \$	1,060	186	1,327	6,711	4,120
Bags, containing cement.—(Sacs contenant du ciment.)	Total Imports ... \$	676	450	600	2,615	3,393
	United Kingdom... \$	177	177
	United States... \$	499	450	600	2,615	3,216
Barrels or packages of Canadian manufacture which have been exported filled with Canadian products, when returned, or exported empty and returned filled with foreign products; also quicksilver flasks and other metallic receptacles for holding liquids, and oyster pails, after having been once exported from Canada. (Futailles ou emballages fabriqués au Canada, qui ont été exportés remplis de produits canadiens, et qui rentrent au pays, ou bien qui ont été exportés vides et qui reviennent pleins de produits étrangers; flacons ayant contenu du mercure et autres récipients métalliques pour les liquides, ainsi que les seaux à huîtres ayant été exportés du Canada.)	Total Imports ... \$	317,949	250,256	168,564	728,087	1,180,927
	United Kingdom... \$	164,440	130,543	39,280	89,625	486,086
	United States... \$	136,497	98,267	114,441	585,331	620,459
	Newfoundland... \$	7,291	9,978	5,437	30,343	34,593
	St. Pierre & Miqu... \$	6,058	2,042	4,751	12,814	19,485

IMPORTATIONS au Canada pour consommation, etc.—*Suite.*

Articles et pays de provenance.		Mois, 1929			Six mois terminés avec septembre	
		Juillet	Août	Septembre	1928	1929
Packages, usual coverings, containing goods other than machinery, subject to any ad valorem duty, not included in the invoice value of the goods they contain. (Emballages ordinaires de colis, contenant des marchandises autres que de la machinerie, assujettis à un droit ad valorem non compris dans la facture des marchandises qu'ils contiennent.)	Total Imports... \$	288,372	297,560	253,865	1,389,206	1,582,962
	United Kingdom...	112,338	125,732	103,534	553,174	601,846
	United States.....	83,917	65,877	54,547	342,671	454,047
	Hong Kong.....	2,204	2,439	2,711	17,091	13,433
	Belgium.....	8,595	7,188	4,507	22,659	39,623
	Czecho-Slovakia...	7,729	11,214	11,322	36,134	51,833
	France.....	16,360	13,850	11,296	61,562	74,312
	Germany.....	31,186	39,527	32,769	161,206	168,974
	Japan.....	13,840	14,740	12,975	76,814	77,154
	Spain.....	2,057	4,109	8,909	21,514	25,625
Packages paying 17½%, 22½% and 25%. (Emballages payant 17½%, 22½% et 25%.)	Total Imports... \$	21,964	27,337	25,781	131,099	133,933
	United Kingdom...	4,606	3,339	3,267	26,531	19,640
	United States.....	12,313	20,295	16,435	81,185	86,605
Packages paying 20%, 30%, and 32½%. (Emballages payant 20%, 30% et 32½%.)	Total Imports... \$	43,654	59,463	45,263	433,567	266,372
	United Kingdom...	26,638	29,591	27,433	339,028	165,253
	United States.....	2,120	3,872	1,533	8,129	13,713
	France.....	9,318	11,848	11,121	61,104	59,046
Packages, usual coverings, containing machinery, subject to any ad valorem duty, when not included in the invoice value of the goods they contain. (Emballages ordinaires de machinerie, passibles d'un droit ad valorem quelconque, lorsqu'ils ne sont pas facturés en même temps que leur contenu.)	Total Imports... \$	9,382	8,799	18,724	51,350	63,473
	United Kingdom...	8,258	6,715	19,339	47,511	48,831
	United States.....	839	1,286	8,118	2,552	9,345
Total Containers, n.o.p.—(Total, récipients, n.a.é.)	Total Imports... \$	486,012	639,467	515,303	2,732,063	3,259,283
	United Kingdom...	316,476	301,892	183,871	1,056,457	1,322,817
	United States.....	239,671	192,923	194,822	1,035,379	1,202,360
HOUSEHOLD AND PERSONAL EQUIPMENT.						
AMÉNAGEMENT DE MAISON ET EFFETS PERSONNELS.						
Apparel, wearing, and other personal and household effects, not merchandise, of British subjects dying abroad, but domiciled in Canada; books, pictures, family plate or furniture, personal effects and heirlooms left by bequest.—(Vêtements et autres effets et articles de ménage, n'étant pas des marchandises, appartenant à des sujets britanniques décédés à l'étranger, mais domiciliés au Canada, livres, tableaux, argenterie ou meubles, effets personnels et objets provenant de legs.)	Total Imports... \$	12,590	8,336	14,316	59,115	72,624
	United Kingdom...	5,564	4,323	4,397	20,424	31,880
	United States.....	5,621	3,813	9,286	35,566	35,886
Appliance or boot, specially constructed, made to order for a person having a crippled or deformed foot or ankle.—(Appareil ou chaussure orthopédique faite sur mesure pour une personne infirme ou dont le pied ou la cheville sont difformes.)	Total Imports... \$	126	255	47	433	459
	United Kingdom...	10	23
	United States.....	110	255	47	433	436
Artificial limbs and parts of.—(Membres artificiels et leurs parties.)	Total Imports... \$	3,959	3,214	4,078	22,478	23,643
	United Kingdom...	375	207	681	3,584
	United States.....	3,584	3,214	3,871	21,797	20,059
Artificial limbs, articles for manufacture of, when imported by manufacturers for use in their own factories in such manufacture.—(Articles servant à la fabrication des membres artificiels, importés par les fabricants pour servir à cet usage dans leurs propres manufactures.)	Total Imports... \$	967	1,098	265	9,332	5,862
	United Kingdom...	27	492	4,706	1,459
	United States.....	940	508	265	4,626	4,403
Bead, ornaments.—(Colliers, chaînes et bracelets en verroterie.)	Total Imports... \$	1,022	794	1,344	5,155	4,319
	United Kingdom...	161	113	75	909	302
	United States.....	161	348	1,009	2,061	2,158
Belts of all kinds, n.o.p., except silk.—(Ceintures de toutes sortes, n.a.é., excepté en soie.)	Total Imports... \$	29,963	18,539	14,556	115,536	129,444
	United Kingdom...	1,489	1,372	1,899	15,064	8,379
	United States.....	17,920	15,186	11,791	94,426	111,723
Blinds of wood, metal or other material, not textile or paper.—(Jalousies en bois, en métal ou autres matières, n'étant ni tissu ni papier.)	Total Imports... \$	1,298	4,256	3,293	3,451	12,496
	United Kingdom...	691
	United States.....	1,298	4,179	3,293	2,487	11,576

IMPORTS into Canada for Consumption, etc.—Continued.

Articles and Countries from which Imported.	Months, 1929			Six Months ending September		
	July	August	September	1928	1929	
	HOUSEHOLD AND PERSONAL EQUIPMENT—Continued. AMÉNAGEMENT DE MAISON ET EFFETS PERSONNELS—suite.					
Boot, shoe, shirt and stay laces, n.o.p.— (Lacets de bottines, de souliers, de chemisettes et de corsets, n.a.é.)	Total Imports.... \$ United Kingdom. \$ United States..... \$	4,224 2,662 2,072	5,220 2,407 2,072	3,165 1,886 1,193	26,234 7,293 11,456	20,218 9,227 9,341
Boots and shoes with canvas uppers.— (Chaussures avec tiges ou empeignes en toile.)	Total Imports.... Pair \$ United Kingdom..Pair \$ United States.... Pair \$	6,600 4,195 236	4,017 1,936 207	38 60 10	92,633 52,906 91,108	47,853 33,040 46,238
Boots, shoes and slippers with felt uppers. (Chaussures et pantoufles avec tiges ou empeignes en feutre.)	Total Imports.... Pair \$ United Kingdom..Pair \$ United States.... Pair \$	58,611 35,213 42,606	48,318 26,268 27,537	51,068 27,502 38,081	287,349 164,488 225,933	181,579 111,067 124,341
Boots, shoes and slippers of all kinds, except canvas, felt, rubber and leather (for other footwear see pages 34 and 52). (Chaussures et pantoufles de toutes sortes excepté en toile, feutre, caoutchouc et cuir (pour autres chaussures, voir pages 34 et 52).)	Total Imports.... \$ United Kingdom. \$ United States..... \$	25,074 14,321 9,122	32,654 12,779 17,135	32,029 12,513 16,766	134,933 45,735 73,908	139,839 47,950 74,921
Braids, cords, fringes, tassels, n.o.p.— (Galons, brandebourgs, franges, glands, n.a.é.)	Total Imports.... \$ United Kingdom. \$ United States..... \$ France..... \$ Germany..... \$					
Brooms and whisks.—(Balais et époussettes.)	Total Imports.... \$ United Kingdom. \$ United States..... \$	1,038 41 750	893 204 560	757 6 728	3,598 185 3,067	4,157 343 3,108
Buttons, shoe, papier mâché—(Boutons de chaussures en papier mâché.)	Total Imports.... \$ United Kingdom. \$ United States..... \$	1,064 285 1,064	603 668 603	592 41 592	4,327 404 4,327	5,224 285 5,224
Buttons, shoe, n.o.p.—(Boutons de chaussures, n.a.é.)	Total Imports.... \$ United Kingdom. \$ United States..... \$	285 285 221	668 668 221	41 404 41	2,531 404 417	1,179 285 419
Buttons of vegetable ivory.—(Boutons en ivoire végétal.)	Total Imports. Gross \$ U. Kingdom.... Gross \$ United States.. Gross \$ Italy..... Gross \$	8,024 2,679 202	3,004 808 22	13,336 3,807	12,512 5,244	42,692 14,931
Buttons, collar and cuff.—(Boutons de faux-cols et de manchettes.)	Total Imports.... \$ United Kingdom. \$ United States..... \$	1,343 30 1,289	2,513 114 1,609	1,531 5 1,479	13,968 597 10,429	11,405 437 10,039
Buttons, recognition and lapel.—(Boutons-insignes.)	Total Imports.... \$ United Kingdom. \$ United States..... \$	1,424 35 1,424	509 35 509	93 35 93	2,136 35 2,101	3,170 97 3,073
Buttons, all kinds, covered or not, n.o.p.— (Boutons de toutes sortes, recouverts ou non, n.a.é.)	Total Imports.... \$ United Kingdom. \$ United States..... \$ Czecho-Slovakia.. \$ Japan..... \$	39,139 3,699 14,207	46,067 3,205 14,040	32,193 1,611 10,918	232,341 14,794 93,630	238,904 17,017 81,458
Cases for jewellery, watches, silverware, plated-ware and cutlery.—(Ecrins de bijoux, montres, argenterie massive ou plaquée et coutellerie.)	Total Imports.... \$ United Kingdom. \$ United States..... \$ Germany..... \$	8,996 221 2,644	7,341 1,436 1,418	10,993 1,414 1,961	42,017 4,958 11,854	49,587 3,760 19,034
Clothing and books, donations of, for charitable purposes.—(Vêtements et livres légués à des institutions de bienfaisance.)	Total Imports.... \$ United Kingdom. \$ United States..... \$	3,738 138 3,600	2,211 2,211	2,428 2,397	15,494 291 15,051	15,051 188 14,832

IMPORTATIONS au Canada pour consommation, etc.—*Suite.*

Articles et pays de provenance.		Mois, 1929			Six mois terminés avec septembre	
		Juillet	Août	Septembre	1928	1929
Combs.—(Peignes.)	Total imports \$	29,290	26,304	17,706	125,824	132,579
	United Kingdom. \$	2,548	5,747	2,729	19,402	27,743
	United States..... \$	4,829	3,698	2,383	16,547	19,334
	Germany..... \$	11,160	14,264	10,927	74,145	71,563
Fans.—(Eventails.)	Total imports \$	796	1,094	520	3,402	4,702
	United Kingdom. \$
	United States..... \$	178	768	295	982	2,339
Insoles of all kinds.—(Semelles intérieures de toutes sortes.)	Total imports \$	4,462	3,122	4,321	15,017	18,449
	United Kingdom. \$	1,569	825	1,305	5,856	7,431
	United States..... \$	2,503	2,297	3,026	8,102	9,802
Jewellery, n.o.p.—(Bijouterie, n.a.6.)	Total imports \$	253,490	191,919	236,752	1,158,664	1,293,517
	United Kingdom. \$	22,323	12,982	17,240	113,604	101,700
	United States..... \$	111,122	95,809	131,373	527,742	611,416
	Czecho-Slovakia. \$	45,810	30,860	40,380	246,715	274,516
	France..... \$	17,224	18,874	14,732	78,105	77,923
	Germany..... \$	51,130	29,354	25,606	100,652	198,663
Mats, door or carriage, other than metal, n.o.p.—(Paillassons de portes ou de voitures autres qu'en métal, n.a.6.)	Total imports \$	1,469	771	358	6,548	5,973
	United Kingdom. \$	647	197
	United States..... \$	1,464	771	316	5,127	5,492
Mattresses, hair, spring or other—(Matelas en orin, sommiers à ressorts ou autres.)	Total imports \$	214	157	316	3,812	3,419
	United Kingdom. \$	71	430	304
	United States..... \$	214	86	316	2,966	3,100
Picture and photograph frames of any material.—(Cadres pour tableaux et photographies, de tous genres.)	Total imports \$	17,318	29,567	27,368	96,287	123,127
	United Kingdom. \$	4,454	8,524	5,286	25,957	31,298
	United States..... \$	6,366	7,704	10,017	55,025	51,374
Pocketbooks, portfolios, purses, reticules, satchels, card cases, fly books and musical instrument cases and parts.—(Porte-monnaies, portefeuilles, bourses, réticules, sacs à main, porte-cartes, étuis à hameçons, gaines d'instruments de musique et leurs parties.)	Total imports \$	107,971	115,044	118,768	594,981	664,339
	United Kingdom. \$	37,633	39,953	31,651	230,039	228,488
	United States..... \$	27,679	33,044	41,353	157,853	205,138
	Austria..... \$	4,955	1,480	4,030	20,706	28,411
	France..... \$	16,147	15,673	13,453	89,543	92,044
	Germany..... \$	18,316	23,093	25,548	78,325	102,812
Refrigerators.—(Glacières.)	Total imports No. \$	2,358	2,142	717	7,923	14,826
	United Kingdom.No. \$	184,734	195,897	115,437	731,116	1,405,771
	United States.....No. \$	2,350	2,42	716	7,021	14,824
	\$	184,734	195,897	115,418	730,947	1,405,735
Regalia and badges.—(Insignes et brassards.)	Total imports \$	7,519	3,926	3,298	22,499	23,193
	United Kingdom. \$	3,530	1,676	2,324	10,496	12,854
	United States..... \$	3,989	1,350	975	11,524	10,302
Shades, lamp, n.o.p.—(Abat-jour de lampes, n.a.6.)	Total imports \$	19,647	15,821	33,999	70,384	124,819
	United Kingdom. \$	2,148	878	5,119	5,923	9,034
	United States..... \$	14,681	12,581	20,093	46,968	100,280
Spectacle and eye-glass frames and metal parts of, n.o.p.—(Montures de lunettes et de binocles et leurs parties métalliques, n.a.6.)	Total imports \$	37,381	39,835	25,654	139,677	197,902
	United Kingdom. \$	503	126	1,264	2,636
	United States..... \$	35,618	29,834	25,441	130,408	192,179
Tobacco pipes of all kinds, pipe mounts, cigar and cigarette holders, smokers' sets.—(Pipes de toutes sortes, montures de pipes, fume-cigares et fume-cigarettes et services de lumour.)	Total imports \$	85,297	58,590	37,055	421,817	356,493
	United Kingdom. \$	44,205	30,613	15,854	194,492	160,315
	United States..... \$	1,976	2,030	2,230	17,501	10,290
	Austria..... \$	6,784	3,586	4,128	26,828	20,834
	France..... \$	32,110	9,493	6,997	122,801	117,414
	Germany..... \$	2,471	8,043	2,046	40,336	19,672
Tobacco pouches, pipe, cigar and cigarette cases.—(Blagues à tabac, étuis à pipes, à cigares et à cigarettes.)	Total imports \$	23,962	19,686	17,745	100,082	124,589
	United Kingdom. \$	11,783	8,771	8,352	59,267	62,994
	United States..... \$	2,510	3,647	2,083	7,193	16,064
	Germany..... \$	6,465	5,398	2,944	19,370	28,729
Toilet and manicure sets.—(Nécessaires de toilette et de manucures.)	Total imports \$	32,271	29,351	36,391	149,168	175,871
	United Kingdom. \$	2,102	5,509	2,505	8,400	17,994
	United States..... \$	22,493	15,427	24,609	102,122	115,128
	Germany..... \$	7,145	5,206	4,970	30,131	31,403
Trunks, valises, hat boxes, carpet bags and tool bags.—(Malles, valises, boîtes à chapeaux, sacs de voyage et sacs à outils.)	Total imports \$	39,857	29,176	27,410	176,423	228,636
	United Kingdom. \$	8,899	5,333	5,745	46,040	45,165
	United States..... \$	29,668	21,407	19,710	120,022	182,178

IMPORTS into Canada for Consumption, etc.—Continued.

Articles and Countries from which Imported.	Months, 1929			Six Months ending September		
	July	August	September	1929	1929	
HOUSEHOLD AND PERSONAL EQUIPMENT						
—Concluded.						
AMÉNAGEMENT DE MAISON ET EFFETS PERSONNELS—fin.						
Umbrellas, parasols and sunshades of all kinds and materials.—(Parapluies, ombrelles et parasols de tous genres et de toutes matières.)	Total imports.... \$	2,704	3,522	1,095	27,239	23,768
	United Kingdom. \$	375	1,639	598	6,095	4,718
	United States.... \$	1,294	976	433	8,471	8,073
	Japan..... \$	262	596	64	8,352	5,956
Umbrella, parasol and sunshade sticks or handles, n.o.p.—(Poignées ou manches de parapluies, d'ombrelles et de parasols, n.a.é.)	Total imports.... \$	3,180	1,820	399	12,391	10,923
	United Kingdom. \$	474	172	45	410	804
	United States.... \$	3	51	108	373	1,206
	Germany..... \$	2,200	1,235	134	11,308	7,945
Total Household and Personal Equipment.—(Total, aménagement de maison et effets personnels.)	Total imports.... \$	1,022,905	999,356	854,592	4,772,833	5,828,619
	United Kingdom. \$	198,539	164,143	144,437	977,743	913,500
	United States.... \$	529,473	505,978	470,221	2,425,098	3,415,441
MINERAL AND AERATED WATERS.						
Eaux minérales et gazeuses.						
Ginger ale.—(Bière de gingembre.)	Total imports.... \$	2,015	1,129	171	8,947	7,521
	United Kingdom. \$	133	96	34	2,464	529
	United States.... \$	1,882	131	137	5,088	4,178
Mineral waters, natural, not in bottles.—(Eau minérale naturelle, non embouteillée.)	Total imports... Gal.	30	80	15	701	125
	United Kingdom. Gal.	45	28	11	203	84
	United States.... Gal.	30	80	15	661	125
	United States.... \$	45	28	11	193	84
Mineral and aerated waters, n.o.p.—(Eaux minérales et gazeuses, n.a.é.)	Total imports.... \$	29,379	22,894	20,147	100,394	136,181
	United Kingdom. \$	2,013	1,483	936	5,432	8,372
	United States.... \$	5,310	11,009	5,851	36,996	45,326
	France..... \$	20,872	8,945	12,674	52,153	75,657
Total Mineral and Aerated Waters.—(Total, eaux minérales et gazeuses.)	Total imports.... \$	31,439	24,051	20,329	109,544	143,786
	United Kingdom. \$	2,146	1,570	970	7,866	8,901
	United States.... \$	7,237	11,159	5,909	42,277	49,588
MUSICAL INSTRUMENTS.						
INSTRUMENTS DE MUSIQUE.						
Brass band instruments and bagpipes.—(Instruments de fanfares et cornemuses.)	Total imports.... \$	14,189	13,952	8,399	82,372	75,135
	United Kingdom. \$	1,705	2,128	1,946	8,519	10,268
	United States.... \$	7,923	7,880	4,488	61,734	43,654
	France..... \$	2,350	1,774	1,030	7,130	11,197
Cabinet organs.—(Harmoniums.)	Total imports.... No.	4	7	5	40	33
	United Kingdom. No.	891	903	927	4,238	4,411
	United States.... No.	4	7	5	39	33
	United States.... \$	891	903	927	3,916	4,411
Pipe organs.—(Orgues.)	Total imports.... No.				2	3
	United Kingdom. No.				16,840	4,126
	United States.... No.				2	3
	United States.... \$				16,840	4,126
Parts of organs.—(Parties d'orgues.)	Total imports.... \$	9,191	5,046	1,938	28,649	24,915
	United Kingdom. \$	8				8
	United States.... \$	7,963	3,187	1,931	28,045	19,854
Pianofortes.—(Pianos.)	Total imports.... No.	54	57	156	378	535
	United Kingdom. No.	17,201	21,759	43,325	127,745	159,993
	United States.... No.			1	5	2
	United States.... \$			204	1,880	1,578
	United States.... No.	53	47	142	317	494
	United States.... \$	12,949	15,256	34,936	90,936	124,136
	Germany..... No.	6	10	13	54	39
	Germany..... \$	4,252	6,503	8,185	34,509	25,279
Parts of pianos.—(Parties de pianos.)	Total imports.... \$	17,389	8,414	11,016	90,134	63,340
	United Kingdom. \$		1,081	483	2,254	2,780
	United States.... \$	14,326	6,803	10,461	77,653	54,908

IMPORTATIONS au Canada pour consommation, etc.—*Suite.*

Articles et pays de provenance.	Mois, 1919			Six mois terminés avec septembre	
	Juillet	Août	Septembre	1918	1919
Piano and organ players, mechanical.— (Pianos et harmoniums automatiques.)	Total Imports ... No. \$				
	United Kingdom. No. \$				
	United States... No. \$				
Piano and organ parts, when imported by manufacturers of piano keys, actions, hammers, base dampers and organ keys.—(Parties d'orgues et de pianos, importées par les fabricants de touches de piano, actions, marteaux, étouffoirs et claviers d'orgues.)	Total Imports ... \$	4,937	10,758	2,582	50,731
	United Kingdom. \$	698	1,977		10,433
	United States... \$	3,361	1,570	2,303	23,718
	Germany... \$	878	5,898	279	14,708
Phonographs, graphophones, gramophones and finished parts thereof.—(Phono- graphes, graphophones, gramophones et leurs parties finies.)	Total Imports ... \$	131,049	127,835	133,935	461,642
	United Kingdom. \$	1,542	481	1,271	8,881
	United States... \$	120,641	124,562	130,040	425,814
	Germany... \$	4,854	2,593	1,853	14,814
Cylinders and records for phonographs, graphophones and gramophones.—(Cy- lindres et disques pour phonographes, graphophones et gramophones.)	Total Imports ... \$	20,997	28,754	21,394	47,579
	United Kingdom. \$	625	1,536	757	2,126
	United States... \$	19,761	26,306	10,986	41,624
Other musical instruments, n.o.p.—(Au- tres instruments de musique, n.a.é.)	Total Imports ... \$	27,587	45,292	41,586	197,744
	United Kingdom. \$	1,248	668	1,457	5,832
	United States... \$	12,278	20,837	17,320	82,958
	Czecho-Slovakia. \$	1,021	1,158	3,374	7,795
	France... \$	1,131	398	919	8,621
	Germany... \$	10,366	20,082	20,050	81,391
Total Musical Instruments —(Total, ins- truments de musique.)	Total Imports ... \$	243,426	262,723	266,096	1,167,965
	United Kingdom. \$	5,826	7,871	6,118	39,925
	United States... \$	199,193	207,304	222,392	853,248
SCIENTIFIC AND EDUCATIONAL EQUIPMENT. APPAREILS SCIENTIFIQUES ET D'ÉDUCATION.					
Botanical, entomological and mineralogical specimens; anatomical preparations and skeletons and parts thereof; speci- mens, models and wall diagrams for illustration of natural history, for uni- versities, schools and public museums.). (Spécimens botaniques, entomologiques et minéralogiques; préparations anatomi- ques et squelettes ou leurs parties; spécimens, modèles et cartes murales représentant des sujets d'histoire natu- relle, pour les universités, les écoles et les musées publics.)	Total Imports ... \$	1,736	314	196	4,524
	United Kingdom. \$				187
	United States... \$	960	314	196	3,891
Cabinets of coins, collections of medals and collections of postage stamps.—(Collec- tions de monnaies, de médailles et de timbres-poste.)	Total Imports ... \$	2,835	1,356	2,471	21,125
	United Kingdom. \$	387	661	30	11,161
	United States... \$	2,119	695	2,191	9,211
Cameras and camera parts, n.o.p.—(Appa- reils photographiques et leurs parties, n.a.é.)	Total Imports ... \$	48,870	30,516	31,763	186,049
	United Kingdom. \$	726	698	374	5,392
	United States... \$	43,886	26,238	30,165	170,597
	Germany... \$	2,206	3,349	1,224	8,396
Collections of antiquities when imported for or by public museums, public libra- ries, universities, colleges or schools, and which are to be placed in such institutions.—(Collections d'antiquités importées par les musées et bibliothé- ques publics, les universités, collèges ou écoles ou pour eux, et destinées à être placées dans ces institutions.)	Total Imports ... \$	8,842	168	232	20,429
	United Kingdom. \$	8,291	168	232	9,690
	United States... \$				938
Globes, geographical, topographical and astronomical.—(Globes géographiques, topographiques et astronomiques.)	Total Imports ... \$	871	535	458	7,098
	United Kingdom. \$	120		32	255
	United States... \$	740	304	426	5,607
Lenses and shutters imported for the man- ufacture of cameras and kodaks.—(Ver- res et obturateurs importés pour la fab- rication d'appareils photographiques.)	Total Imports ... \$	10,343	8,022	6,635	48,109
	United Kingdom. \$				
	United States... \$	10,343	8,022	6,635	48,109

IMPORTS into Canada for Consumption, etc.—Continued.

Articles and Countries from which Imported.	Months, 1929			Six Months ending September	
	July	August	September	1928	1929
SCIENTIFIC AND EDUCATIONAL EQUIPMENT— Con luded.					
APPAREILS SCIENTIFIQUES ET D'ÉDUCATION—fin.					
Models of inventions and other improvements in the arts, but no article shall be deemed a model which can be fitted for use.—(Modèles d'inventions et autres améliorations dans les arts, non susceptibles d'un autre usage.)	Total imports.... \$	4,060	3,759	8,800	19,743
	United Kingdom. \$	453	425	966	1,445
	United States..... \$	3,607	3,334	5,746	17,732
Philosophical and scientific apparatus utensils, instruments and preparations, including boxes and bottles containing the same, maps, photographic reproductions, casts as models, etchings, lithographic prints or charts, mechanical equipment of a class or kind not made in Canada, for any society or institution established solely for religious or educational purposes, or for the use of any school, and not for sale.—(Appareils, instruments, ustensiles, et préparations scientifiques ou physico-mathématiques, compris les boîtes et bouteilles les contenant; cartes reproductions photographiques faites au moule pour servir de modèles, esquisses, graphiques et diagrammes lithographiques outillage mécanique d'une espèce ou sorte non fabriquée au Canada, pour toute institution religieuse ou enseignante, ou pour l'encouragement des beaux-arts ou bien pour l'usage de toutes écoles, mais non pour vendre.)	Total imports.... \$	57,231	70,117	78,311	308,937
	United Kingdom. \$	5,730	5,319	5,985	34,193
	United States..... \$	46,073	48,093	62,323	233,818
	France..... \$	698	457	2,815	10,525
	Germany..... \$	4,702	16,116	7,104	28,690
Scientific apparatus, glassware and other, for laboratory work, also apparatus for sterilizing purposes, not including washing or laundry machines—all for use in public hospitals.—(Appareils scientifiques en verre et autres, pour travaux de laboratoire, et appareils stérilisateurs, pour l'usage des hôpitaux publics, à l'exclusion des machines à laver le linge.)	Total imports.... \$	23,838	11,147	14,673	74,591
	United Kingdom. \$	412	858	293	1,814
	United States..... \$	21,378	9,907	13,819	69,001
	France..... \$	500	58	61	619
	Germany..... \$	1,548	326	400	3,147
Surgical and dental instruments of metal, and surgical needles and surgical operating tables for use in hospitals, X-ray apparatus and parts thereof, and microscopes valued at not less than \$50 each, by retail.—(Instruments métalliques de chirurgiens et de dentistes, aiguilles et tables pour les opérations chirurgicales dans les hôpitaux, appareils à rayons X et leurs parties, et microscopes ayant une valeur de \$50 au moins en détail.)	Total imports.... \$	172,585	162,838	139,640	771,050
	United Kingdom. \$	5,943	4,233	3,824	25,391
	United States..... \$	143,500	143,307	101,187	684,624
	France..... \$	12,743	1,198	9,359	5,450
	Germany..... \$	8,424	14,150	21,957	54,165
Surgical trusses and suspensory bandages of all kinds, spinal braces and abdominal supports.—(Bandages herniaires et suspensoirs de toutes sortes, bretelles pour l'épine dorsale et soutiens pour l'abdomen.)	Total imports.... \$	8,982	8,977	4,649	49,660
	United Kingdom. \$	610	696	642	6,785
	United States..... \$	8,214	8,104	4,007	32,364
Typewriters, type, tablets with movable fixtures, and musical instruments, when imported by and for use of schools for the blind, also typewriters and writing appliances, specially adapted for use only by the blind.—(Dactylotypes, tablettes avec caractères et accessoires mobiles et instruments de musique, importés par les écoles pour aveugles et pour leur usage, ainsi que dactylotypes et autres machines et appareils à écrire, à l'usage exclusif des aveugles.)	Total imports.... \$	38		191	632
	United Kingdom. \$			50	85
	United States..... \$	38		141	547
Optical, philosophical, photographic and mathematical instruments, n.o.p.—(Instruments d'optique, de physique, de photographie et de mathématiques, n.a.é.)	Total imports.... \$	134,277	123,017	110,398	654,010
	United Kingdom. \$	15,368	14,540	15,816	77,244
	United States..... \$	91,851	83,544	72,843	478,702
	France..... \$	4,805	6,907	4,378	38,066
	Germany..... \$	20,441	15,032	15,171	51,205
Total Scientific and Educational Equipment.—(Total, appareils scientifiques et d'éducation.)	Total imports.... \$	474,468	429,764	393,417	2,156,967
	United Kingdom. \$	38,040	27,598	28,244	173,435
	United States..... \$	372,709	331,962	299,679	1,755,141
					1,963,493

IMPORTATIONS au Canada pour consommation, etc.—*Suite.*

Articles et pays de provenance.	Mois, 1929			Six mois terminés avec septembre	
	Juillet	Août	Septembre	1928	1929
SHIPS AND VESSELS—VAISSEAUX, NAVIRES ET EMBARCATIONS.					
Racing shells, when imported by a bona fide amateur rowing club in Canada for use exclusively by such club.—(Périssoires ou autre esquifs importés par un club nautique d'amateurs bona fide et pour l'usage exclusif de ce club.)	Total Imports No. \$			9	11
	United Kingdom No. \$			3,099	2,669
	United States..... No. \$			1,400	1,169
				3	7
				1,600	1,500
Boats, open, pleasure, sail boats, skiffs and canoes.—(Chaloupes de promenade, non pontées, yachts à voiles, esquifs et canots.)	Total Imports No. \$	75	39	43	371
	United Kingdom No. \$	8,261	4,049	2,335	21,273
	United States..... No. \$			1	24
				27	1,481
				41	341
		8,012	3,819	2,273	29,135
					26,782
Launches, pleasure, steam, gasoline or other motive power.—(Canots et yachts automobiles, à vapeur, à gasoline ou autre force motrice.)	Total Imports No. \$	25	17	23	119
	United Kingdom No. \$	35,815	23,449	3,643	82,644
	United States..... No. \$				4
					2,627
		24	17	14	115
		35,535	29,446	2,993	80,017
					130,284
Materials ex-warehoused for construction of vessels.—(Matériaux sortis des entrepôts de douane, pour la construction des navires.)	Total Imports \$	52,812	21,745	26,335	351,591
	United Kingdom. \$	37,837	4,442	12,980	13,817
	United States..... \$	14,945	20,303	13,415	337,704
Ships and vessels, repairs on.—(Réparations aux vaisseaux et navires.)	Total Imports \$	40,153	45,432	76,263	166,458
	United Kingdom. \$	310		22	332
	United States..... \$	39,813	45,432	76,241	166,458
Ships and other vessels built in any foreign country, if British registered since September 1, 1902, on application for license to engage in the Canadian coasting trade. Vaisseaux et navires construits en pays étrangers, s'ils sont enregistrés dans un port britannique depuis le 1er septembre 1902, en instance d'obtention de licence pour se livrer au cabotage dans les eaux canadiennes.)	Total Imports No. \$	2	1	1	9
	United Kingdom No. \$	97,090	31,000	4,900	210,141
	United States..... No. \$				1
					4,259
		1	1	1	6
		50,000	33,000	4,000	47,500
					126,000
Vessels, dredges, scows, yachts, boats and other water-borne craft, built outside of Canada for use in Canadian waters (not including vessels engaged in the coasting trade, not vessels in transit between Canada and any place outside thereof), n.o.p.—(Navires, dragues, chalands et autres bâtiments flottants construits hors du Canada pour naviguer dans les eaux canadiennes, non compris les vaisseaux se livrant au cabotage, non plus que ceux voyageant entre le Canada et les ports étrangers, n.a.é.)	Total Imports \$	44,800	13,500	2,850	68,829
	United Kingdom. \$				7,253
	United States..... \$	43,800	13,500	1,850	55,824
					96,425
Total Ships and Vessels.—(Total, vaisseaux, navires et embarcations.)	Total Imports \$	278,841	150,174	115,486	914,016
	United Kingdom. \$	39,177	4,442	13,029	30,929
	United States..... \$	192,105	145,502	100,772	718,298
					687,855
VEHICLES, N.O.P.—VÉHICULES, N.A.É.					
Aeroplanes and other aircraft and complete parts of, n.o.p.—(Aéroplanes et autres machines volantes et leurs parties complètes.)	Total Imports No. \$	31	11	10	151
	United Kingdom No. \$	285,719	127,738	146,463	1,411,835
	United States..... No. \$				75
		94,415	15,611	69,828	405,093
		20	11	8	71
		101,304	106,700	76,775	995,308
					967,770
Buggies, carriages, pleasure carts and vehicles, n.o.p.—(Bogheis, voitures de promenade et voitures, n.a.é.)	Total Imports No. \$	5	4	2	330
	United Kingdom No. \$	870	161	326	8,023
	United States..... No. \$				1
					40
		870	4	2	329
					7,985
					6,349
Children's carriages.—(Voitures de bébés.)	Total Imports \$	5,453	11,693	5,484	74,522
	United Kingdom. \$	1,204	4,551	1,920	11,298
	United States..... \$	4,249	7,132	3,564	59,702
					49,661

IMPORTS into Canada for Consumption, etc.—Continued.

Articles and Countries from which Imported.	Months, 1929			Six Months ending September	
	July	August	September	1928	1929
VEHICLES, N.O.P.—Concluded.—VÉHICULES, N.A.É.—fin.					
Children's sleds.—(Traîneaux de bébés.)	Total imports... \$	135		1,278	135
	United Kingdom... \$				
	United States... \$	135		1,278	135
Cutters.—(Cutters)	Total imports... No.			1	
	\$			5	
	United Kingdom... No.				
	\$				
	United States... No.			1	
	\$			5	
Sleighs, n.o.p., and complete parts.—(Traîneaux, n.a.é., et parties complètes.)	Total imports... No.	12	16	33	42
	\$	236	140	1,743	3,296
	United Kingdom... No.				
	\$				
	United States... No.	12	16	33	42
	\$	236	140	1,743	3,296
Wagons and sleds, farm and logging, and parts.—(Voitures et traîneaux de fermes et de chantiers de bois et leurs parties complètes.)	Total imports... No.	462	1,631	54	7,239
	\$	26,509	61,729	32,558	399,656
	United Kingdom... No.				
	\$				
	United States... No.	462	1,631	54	7,239
	\$	26,509	61,729	32,558	399,656
Wagons, freight, drays and parts.—(Voitures de livraison, camions et parties.)	Total imports... No.	31	91	9	404
	\$	8,602	4,430	2,421	58,991
	United Kingdom... No.				
	\$				
	United States... No.	31	91	9	404
	\$	8,602	4,430	2,421	58,991
Wheellbarrows, trucks and hand-carts.—(Brouettes, diables et charrettes à bras.)	Total imports... No.	1,045	459	770	7,862
	\$	26,292	22,519	25,621	150,660
	United Kingdom... No.	1		6	151
	\$				
	United States... No.	12	76	73	1,880
	\$	1,043	458	764	7,711
	\$	26,259	22,419	25,548	148,780
Complete parts of buggies, carriages and vehicles, n.o.p., including parts of cutters, children's carriages and sleds, n.c.p.—(Pièces détachées de bogheis, voitures et véhicules, n.a.é., y compris celles des cutters, des voitures et traîneaux de bébés, n.s.é.)	Total imports... \$	7,015	14,202	1,669	31,537
	United Kingdom... \$	5		7	445
	United States... \$	7,010	14,202	1,662	31,092
Total Vehicles, n.o.p.—(Total, véhicules, n.a.é.)	Total imports... \$	360,696	245,747	214,563	2,139,752
	United Kingdom... \$	95,636	20,248	71,628	422,003
	United States... \$	265,039	220,048	142,909	1,705,793
WORKS OF ART, N.O.P.—ŒUVRES D'ART, N.A.É.					
Paintings in oil or water colours and pastels, when valued at less than \$20 each.—(Peintures à l'huile, pastels et aquarelles, évalués à moins de \$20 chacun.)	Total imports... No.	1,044	590	265	5,765
	\$	3,031	2,892	1,076	11,635
	United Kingdom... No.	736	313	60	4,101
	\$	812	2,430	466	7,854
	United States... No.	68	273	48	907
	\$	170	408	30	1,176
Paintings in oil or water colours, and pastels, valued at not less than \$20 each; paintings and sculptures by artists domiciled in Canada but residing temporarily abroad for purposes of study.—(Peintures à l'huile ou aquarelles et pastels, évalués à moins de \$20 chacun, peintures et sculptures, œuvres d'artistes canadiens résidant temporairement à l'étranger, dans l'intérêt de leurs études.)	Total imports... \$	265,008	221,601	108,534	1,231,828
	United Kingdom... \$	208,159	94,264	87,818	552,093
	United States... \$	14,150	64,976	9,416	482,405
	France... \$	30,685	53,848	5,031	88,209
	Italy... \$	2,205	425	1,631	46,986
	Netherlands... \$	8,741	6,490	2,702	34,264
Statues and statuettes of any material.—(Statues et statuettes, de toutes matières.)	Total imports... \$	17,045	21,244	13,961	91,632
	United Kingdom... \$	1,942	1,477	905	9,320
	United States... \$	2,312	2,507	2,728	14,409
	France... \$	3,964	8,007	5,288	28,920
	Germany... \$	2,990	2,423	2,282	13,364
	Italy... \$	3,107	4,197	2,185	15,134
Total Works of Art, n.o.p.—(Total, œuvres d'art, n.a.é.)	Total imports... \$	285,084	245,734	123,571	1,331,895
	United Kingdom... \$	210,913	98,171	89,219	569,267
	United States... \$	16,982	67,891	12,150	107,990

IMPORTATIONS AU Canada pour consommation, etc.—*Suite.*

Articles et pays de provenance.	Mois, 1929			Six mois terminés avec septembre		
	Juillet	Août	Septembre	1928	1929	
MISCELLANEOUS COMMODITIES IMPORTED UNDER SPECIAL CONDITIONS.						
ARTICLES DIVERS, IMPORTÉS DANS DES CONDITIONS SPÉCIALES.						
Articles which enter into the cost of the manufacture of fertilizers, when imported for use exclusively in the manufacture of fertilizers.—(Articles entrant dans le coût de la fabrication des engrais, lorsqu'ils sont importés exclusivement pour servir à cette fabrication.)	Total imports.... \$	51,839	45,111	61,468	425,902	329,204
	United Kingdom. \$					
	United States.... \$	51,839	40,297	32,766	425,902	275,838
Articles for the use of the Governor General.—(Articles pour l'usage du Gouverneur général.)	Total imports.... \$	169	95	183	7,189	2,062
	United Kingdom. \$	115	34		5,510	1,454
	United States.... \$	54	61	183	1,579	548
Articles for the personal or official use of Consuls General who are natives or citizens of the countries they represent, and who are not engaged in any other business or profession.—(Articles pour l'usage officiel ou personnel des consuls généraux, natifs ou citoyens des pays qu'ils représentent et qui n'exercent aucune autre profession ni aucun commerce.)	Total imports.... \$	9,491	5,750	6,795	48,981	46,714
	United Kingdom. \$	530	301	611	8,243	3,429
	United States.... \$	5,323	5,110	5,188	32,275	31,564
Articles for the use of the Army and Navy.—(Articles pour le service de l'armée et de la marine.)	Total imports.... \$	1,986	922	3,347	166,886	19,013
	United Kingdom. \$	396	918	2,341	162,376	12,988
	United States.... \$					674
	Bermuda..... \$	1,680	5		4,365	4,345
Articles for the Anglo-American Telegraph Company.—(Articles pour la Compagnie de Télégraphe Anglo-Américaine.)	Total imports.... \$					97
	United Kingdom. \$					
	United States.... \$					97
Articles and other goods, the growth, produce or manufacture of Canada, returned within five years after having been exported.—(Marchandises qui sont le produit naturel ou industriel du Canada, revenant au pays moins de cinq ans après leur exportation.)	Total imports.... \$	256,439	271,692	273,191	1,392,292	1,453,753
	United Kingdom. \$	17,530	41,724	15,870	138,019	108,546
	United States.... \$	232,390	227,133	249,820	1,126,657	1,259,632
	Newfoundland.... \$	4,497	2,842	4,379	47,144	19,031
	Australia..... \$		64		123,135	64
Articles for exhibition purposes.—(Articles destinées à figurer aux expositions.)	Total imports.... \$	274,402	920,962	557,239	2,096,369	2,159,322
	United Kingdom. \$		128,387	216	108,817	133,395
	United States.... \$	273,987	698,533	557,023	1,936,102	1,927,682
Articles ex-warehoused for ship's stores, n.o.p.—(Articles sortis de douane pour l'approvisionnement des navires, n.a.é.)	Total imports.... \$	41,443	43,292	35,378	234,365	252,604
	United Kingdom. \$	18,130	17,992	17,207	113,981	102,664
	United States.... \$	17,784	20,007	11,932	92,257	113,705
Articles ex-warehoused for excise purposes to be manufactured in bond, n.o.p.—(Articles sortis de douane pour les fins de l'excise et pour être manufacturés en bond.)	Total imports.... \$	59,988	21,593	46,022	98,707	231,431
	United Kingdom. \$				70	
	United States.... \$	59,988	21,593	46,014	98,220	230,625
Battery jars of glass and articles of hard rubber, imported by manufacturers for use only in their own factories in the manufacture of electric storage batteries.—(Bouteaux en verre et articles en caoutchouc durci, importés par les fabricants de piles électriques, pour servir à cette fabrication dans leurs propres manufactures.)	Total imports.... \$	8,453	8,404	10,248	67,031	52,918
	United Kingdom. \$	1,692	350	1,828	4,526	6,824
	United States.... \$	6,761	8,054	8,420	62,505	46,094
Binder twine, articles for the manufacture of.—(Articles pour servir à la fabrication de la ficelle d'engorgage.)	Total imports.... \$	251,005	169,115	162,265	40,581	1,067,892
	United Kingdom. \$		521			521
	United States.... \$	251,005	168,594	160,389	40,581	1,065,405
Blanchetting and lapping and discs or mills for engraving copper rollers, imported by cotton manufacturers, calico printers and wall paper manufacturers for use in their own factories.—(Matrices ou disques pour graver les cylindres de cuivre, lorsqu'ils sont importés par les fabricants de blanchiments, de cretonnes et de papier à tapisserie, pour servir dans leurs propres manufactures.)	Total imports.... \$	2,281	6,480	2,658	61,296	23,327
	United Kingdom. \$	2,009	6,153	2,297	36,139	20,097
	United States.... \$	272	327	361	27,965	3,107

IMPORTS into Canada for Consumption, etc.—Continued.

Articles and Countries from which Imported.	Months, 1929			Six Months ending September		
	July	August	September	1928	1929	
MISCELLANEOUS COMMODITIES IMPORTED UNDER SPECIAL CONDITIONS—Concluded.						
ARTICLES DIVERS, IMPORTÉS DANS DES CONDITIONS SPÉCIALES—fin.						
Casual donations from abroad, sent by friends, and not being advertising matter, tobacco, articles containing spirits, or merchandise for sale—when the duty otherwise payable thereon does not exceed one dollar in any one case.— (Cadeaux occasionnels, envoyés par des amis d'autres pays, autres que de la publicité, du tabac, des produits contenant des spiritueux ou des marchandises destinées à être vendues, lorsque les droits à payer n'excéderont pas un dollar par chaque envoi.)	Total imports... \$	133	407	320	537	1,242
	United Kingdom. \$	26	80	10	120
	United States.... \$	131	378	210	809	1,074
Corset clasps, busks, blanks and steels, and covered corset wires cut to length, tipped or untipped; reed, rattan and horn, covered.—(Agrafes de corsets, buscs, lames d'acier et fil métallique pour corsets, à bouts garnis ou non, roseau, rotin ou corne sans gaine.)	Total imports... \$	1,388	441	1,373	5,024	6,422
	United Kingdom. \$	102	147	294
	United States.... \$	1,388	339	1,373	4,877	5,982
Nitrate of thorium and nitrate of cerium, for use in the manufacture of incandescent gas mantles, when imported by manufacturers of such mantles or of stockings for such mantles.—(Nitrate de thorium et nitrate de cérium, pour la fabrication de manchons à gaz incandescents, importés par les fabricants de ces articles ou de tissus pour les recouvrir.)	Total imports... \$	1,037	1,037	2,592
	United Kingdom. \$
	United States.... \$	1,037	1,037	2,592
Feathers, fruits, grains, leaves and flowers, artificial, suitable for ornamenting hats. (Plumes, fruits, grains, feuilles et fleurs artificiels, pour garnir les chapeaux.)	Total imports... \$	14,607	34,228	45,422	293,132	129,267
	United Kingdom. \$	604	1,289	543	7,565	3,269
	United States.... \$	2,523	6,585	4,047	82,780	24,435
	Czecho-Slovakia.. \$	2,351	2,072	6,508	19,166	15,636
	France..... \$	2,080	7,550	4,628	43,189	18,425
	Germany..... \$	6,440	16,732	29,068	139,192	66,062
Fuse heads of metal foil and cardboard, when imported by manufacturers of electric fuses, for use in their own factories in the manufacture of such fuses.— (Têtes de fusées, en feuilles de métal et de carton, importées par les fabricants de fusées électriques pour servir à cette fabrication, dans leurs propres manufactures.)	Total imports... \$
	United Kingdom. \$
	United States.... \$
Life-boats and life-saving apparatus, specially imported by societies to encourage the saving of human life.— (Canots de sauvetage et appareils de sauvetage, importés par les sociétés de sauvetage.)	Total imports... \$	90	1,908	3,452	2,007
	United Kingdom. \$	3,367
	United States.... \$	90	1,908	85	2,007
Life-saving appliances—miners' rescue, and automatic resuscitation apparatus for artificial breathing.—(Appareils de sauvetage, de secours aux mineurs, et appareils automatiques de respiration artificielle.)	Total imports... \$	6,722	4,222	2,343	18,355	29,435
	United Kingdom. \$	630	184	1,332	3,589
	United States.... \$	6,092	4,038	2,343	17,023	25,846
Equipment, of a class or kind not made in Canada, and integral parts thereof, for distributing stone dust in mines.— (Outillage, d'une espèce ou sorte non fabriquée au Canada, et parties complètes, pour distribuer la poussière de pierre dans les mines.)	Total imports... \$
	United Kingdom. \$
	United States.... \$
Material to be used in Canada in the construction of bridges and tunnels crossing the boundary.—(Matériaux devant être utilisés au Canada dans la construction de ponts et de tunnels internationaux.)	Total imports... \$	179,338	121,555	41,258	593,238	451,140
	United Kingdom. \$
	United States.... \$	179,338	121,555	41,258	593,238	451,140

IMPORTATIONS au Canada pour consommation, etc.—*Suite.*

Articles et pays de provenance.	Mois, 1929			Six mois terminés avec septembre	
	Juillet	Août	Septembre	1928	1929
Spurs and stiltis, adapted for use in the manufacture of earthenware.—(Croisilles et molettes employés dans la fabrication de la poterie.)	Total imports.... \$	183	76	57	566
	United Kingdom. \$			57	
	United States.... \$	103	76		566
Square or round reeds and rawhide centres, textile, leather or rubber heads, thumbs and tips, and steel, iron or nickel caps for whip ends, imported by whip manufacturers for use exclusively in the manufacture of whips in their own factories.—(Manches de fouets en roseaux, ronds ou carrés ou en peau comprimée, têtes de fouets et lanières en tissu, en cuir ou en caoutchouc, et douilles et viroles de fouets en fer, en acier ou en nickel, importés par les fabricants de fouets pour être employés à cette fabrication dans leurs propres manufactures.)	Total imports.... \$			513	90
	United Kingdom. \$				
	United States.... \$			513	90
Vaccine points, articles for the manufacture of, viz.: glass caps, metallic tubes, shells, containers and capillary tubes, rubber bulbs, boxes and corks, when imported by manufacturers of vaccine points for use exclusively in the manufacture of such articles in their own factories.—(Articles servant à la fabrication de pointes de vaccine, savoir: ampoules en verre, tubes métalliques, étuis, troussees et tubes capillaires, bulbes, boîtes et bouchons en caoutchouc, importés par les fabricants de pointes de vaccine pour cet usage dans leurs propres manufactures.)	Total imports.... \$	2,099	494	1,715	10,706
	United Kingdom. \$				
	United States.... \$	2,007	494	1,715	10,706
Goods admitted free by Order in Council. (Marchandises admises en franchise en vertu d'arrêtés ministériels.)	Total imports.... \$	16,688	39,936	26,876	86,098
	United Kingdom. \$	12,640			37,250
	United States.... \$		38,722	12,248	28,212
Total Miscellaneous Commodities Imported Under Special Conditions.—(Total, articles divers importés dans des conditions spéciales.)	Total imports.... \$	1,170,821	1,697,916	1,281,046	5,683,911
	United Kingdom. \$	54,180	197,981	53,084	627,408
	United States.... \$	1,083,022	1,361,980	1,138,235	4,492,280
OTHER MISCELLANEOUS COMMODITIES, N.O.P.					
AUTRES ARTICLES DIVERS, N.A.E.					
Articles presented from abroad in recognition of the saving of human life.—(Articles venant de l'étranger, offerts en récompense du sauvetage de vies humaines.)	Total imports.... \$		13,253	56	13,209
	United Kingdom. \$				
	United States.... \$		13,253	56	13,209
Bacteriological products or serum for subcutaneous injection.—(Produits bactériologiques ou sérum pour injections sous-cutanées.)	Total imports.... \$	11,984	4,839	7,338	60,877
	United Kingdom. \$	206	260	507	1,427
	United States.... \$	11,085	4,051	6,351	57,978
Baskets of all kinds, n.o.p.—(Paniers de toutes sortes, n.a.é.)	Total imports.... \$	14,297	16,969	15,824	83,452
	United Kingdom. \$	486	298	2,117	3,540
	United States.... \$	9,080	11,009	8,378	38,517
	Belgium..... \$	1,560	1,529	1,527	12,940
	Germany..... \$	1,147	2,330	2,454	14,845
Boxes, fancy, ornamental cases and writing desks.—(Boîtes de fantaisie, coffrets et écriitoires.)	Total imports.... \$	109,714	116,328	105,116	490,687
	United Kingdom. \$	27,869	19,375	14,806	108,134
	United States.... \$	33,925	52,042	50,800	217,301
	France..... \$	7,193	4,805	2,844	26,008
	Germany..... \$	29,014	31,016	20,230	94,137
	Japan..... \$	3,233	2,457	2,088	12,812
Communion sets of metal, glass or wood.—(Vases sacrés en métal, en verre ou en bois.)	Total imports.... \$	6,189	5,937	2,259	29,364
	United Kingdom. \$	717	200	373	1,461
	United States.... \$	1,098	903	800	5,172
	France..... \$	3,621	4,803	1,004	18,615
Cartridge cases, gun-wads, percussion caps and primers.—(Étuis à cartouches, bourres, douilles et amorces de cartouches.)	Total imports.... \$	113	167	63	2,897
	United Kingdom. \$		70		70
	United States.... \$	107	97	63	2,897

IMPORTS into Canada for Consumption, etc.—Continued.

Articles and Countries from which Imported.	Months, 1929			Six Months ending September	
	July	August	September	1928	1929
OTHER MISCELLANEOUS COMMODITIES, N.O.P.— Continue l. AUTRES ARTICLES DIVERS, N.A.É.—suite.					
Cartridges, gun, rifle and pistol, or other ammunition, n.o.p.—(Cartouches de fusils, de carabines et de pistolets, ou autres munitions, n.a.é.)	Total imports \$ 58,189	41,237	26,220	272,325	242,890
	United Kingdom. \$ 10,757	857	293	18,695	14,604
	United States.... \$ 46,858	39,948	24,749	249,030	225,682
Damaged goods, under sections 49 to 53 of Revised Statutes, chap. 32.—(Marchandises avariées, énumérées dans les articles 49 à 53 des Statuts Révisés, chap. 32.)	Total imports \$
	United Kingdom. \$
	United States.... \$
Electrical energy.—(Energie électrique.)	Total imports K.W.H. \$ 500,910	490,485	463,199	2,200,713	3,137,990
	United Kingdom. \$ 7,243	7,236	6,899	31,775	46,188
	U. Kingdom. K.W.H. \$
	United States K.W.H. \$ 500,910	480,485	463,199	2,200,713	3,137,990
	United States.... \$ 7,243	7,236	6,899	31,775	46,188
Express parcels of small value.—(Colis de messagerie de peu de valeur.)	Total imports \$ 187,684	177,739	164,044	966,642	1,049,592
	United Kingdom. \$ 40	50	21	369	13,160
	United States.... \$ 180,841	177,115	163,486	901,460	1,031,691
Fertilizers, unmanufactured, n.o.p.—(Engrais naturels, n.a.é.)	Total imports Cwt. \$
	United Kingdom. Cwt. \$
	United States.... Cwt. \$
Fossils.—(Fossiles.)	Total imports \$
	United Kingdom. \$
	United States.... \$
Ice.—(Glace.)	Total imports \$ 3,807	2,468	2,531	19,422	10,907
	United Kingdom. \$
	United States.... \$ 3,807	2,468	2,531	19,422	10,907
Incubators and brooders for fowl.—(Incubateurs et couveuses pour l'élevage des volailles.)	Total imports No. \$ 33	22	11	4,930	4,733
	United Kingdom. \$ 552	1,760	3,452	55,330	67,547
	United Kingdom. No. \$
	United States.... No. \$ 33	22	11	4,029	4,733
	United States.... \$ 552	1,760	3,452	55,070	67,547
Iron sand or globules or iron shot, and dry putty, adapted for polishing glass or granite or for sawing stone.—(Sable ou globules ferrugineux et potée sèche, pour servir au polissage du verre ou du granit et à scier la pierre.)	Total imports \$ 5,149	4,768	3,987	6,824	21,696
	United Kingdom. \$ 266	1,943	419	549	4,378
	United States.... \$ 4,883	2,825	3,568	6,275	17,318
Junk, old.—(Vieilleries.)	Total imports Cwt. \$ 1,137	5	19	6,304	4,009
	United Kingdom. Cwt. \$ 1,249	5	19	4,783	3,955
	United Kingdom. Cwt. \$
	United States.... Cwt. \$ 1,137	5	19	6,261	4,009
	United States.... \$ 1,249	5	19	4,723	3,955
Alabaster, spar, amber, terra cotta or composition ornaments.—(Ornements en albâtre, spath, ambre, terre cuite ou composition.)	Total imports \$ 10,317	28,976	8,831	71,465	64,410
	United Kingdom. \$ 1,531	1,076	795	2,235	4,510
	United States.... \$ 3,213	5,152	4,589	29,030	21,377
	Germany..... \$ 1,940	20,141	1,928	26,759	26,642
	Italy..... \$ 1,805	1,130	827	3,436	6,167
Machine card clothing.—(Garniture de cartes mécaniques.)	Total imports \$ 6,490	4,085	2,204	22,834	29,838
	United Kingdom. \$ 3,294	2,949	79	4,474	12,806
	United States.... \$ 3,106	1,136	2,125	18,289	15,823
Matrices for stereotypes, electrotypes and celluloids, n.o.p.—(Matrices pour stéréotypes, électrotypes et celluloides, n.a.é.)	Total imports Sq. in. \$ 498,401	497,671	408,636	2,819,032	2,722,014
	United Kingdom. \$ 974	1,142	998	5,803	5,930
	United Kingdom. Sq. in. \$
	United States.... Sq. in. \$ 498,401	497,671	408,636	2,819,032	2,722,014
	United States.... \$ 974	1,142	998	5,803	5,930
Pencils, lead.—(Crayons de mine.)	Total imports \$ 80,593	111,152	76,248	466,398	507,270
	United Kingdom. \$ 12,212	18,746	13,299	89,500	92,930
	United States.... \$ 39,839	61,699	36,490	279,377	274,464
	Germany..... \$ 7,140	19,862	20,733	93,625	93,514

IMPORTATIONS au Canada pour consommation, etc.—*Suite.*

Articles et pays de provenance.	Mois, 1929			Six mois terminés avec septembre		
	Juillet	Août	Septembre	1928	1929	
	Pens, fountain.—(Stylographes.)	Total imports.... \$	19,154	16,276	24,486	85,519
	United Kingdom. \$	3,132	1,796	8,710	18,771	21,351
	United States..... \$	14,782	10,985	12,585	50,521	109,139
Pens, n.o.p., penholders and rulers of all kinds.—(Plumes, porte-plumes et règles de toutes sortes.)	Total imports.... \$	17,877	27,914	19,156	96,524	111,071
	United Kingdom. \$	7,528	12,582	10,789	50,713	56,174
	United States..... \$	6,049	10,391	5,909	38,839	37,650
Plates engraved on wood, steel or other metal, and transfer taken from the same; engravers' plates of steel or other metal, polished for engraving thereon.—(Plaques gravées sur bois ou sur acier ou autre métal, et clichés tirés de ces plaques et planches des graveurs en acier ou autre métal, polies pour la gravure.)	Total imports.... \$	17,852	14,718	12,837	99,709	97,384
	United Kingdom. \$	1,060	438	548	1,453	3,592
	United States..... \$	16,688	14,261	12,389	89,250	93,603
Post office parcels and packages.—(Cois postaux.)	Total imports.... \$	297,026	279,407	261,944	1,666,411	1,750,545
	United Kingdom. \$	45,759	45,395	44,686	204,802	265,027
	United States..... \$	251,267	234,012	217,202	1,461,639	1,485,518
Precious stones and imitations thereof, not mounted or set, and pearls and imitations thereof, pierced, split, strung or not, but not set or mounted.—(Pierres précieuses et leurs imitations, non montées ni serties, et perles et leurs imitations, percées, fendues, enfilées ou non, mais non serties ni montées.)	Total imports.... \$	61,895	35,888	28,970	411,345	551,114
	United Kingdom. \$	21,567	1,552	6,472	207,106	295,415
	United States..... \$	6,841	3,640	6,135	36,258	30,051
	British India..... \$	10,510	1,159	22,452	73,728
	France..... \$	9,600	20,347	1,553	54,858	63,195
	Germany..... \$	5,689	3,443	1,194	28,243	36,291
	Japan..... \$	2,915	3,991	5,655	41,959	24,289
Pulleys, belt, of all kinds, for power transmission.—(Poulies pour courroies de transmission, de toutes sortes.)	Total imports.... \$	15,631	12,442	10,311	89,191	87,297
	United Kingdom. \$	765	648	402	4,190	2,420
	United States..... \$	14,860	11,794	10,083	84,788	84,851
Settlers' effects.—(Effets de colons.)	Total imports.... \$	1,201,416	1,093,210	1,141,950	6,046,321	6,498,713
	United Kingdom. \$	73,579	66,171	82,805	447,386	499,360
	United States..... \$	1,100,446	995,881	1,043,363	5,439,747	5,867,718
	Newfoundland..... \$	3,190	1,768	285	38,268	8,635
	China..... \$	1,025	2,200	420	8,466	12,263
	France..... \$	4,406	12,000	4,415	23,753	30,515
	Germany..... \$	3,875	3,645	1,606	23,845	11,451
	Netherlands..... \$	65	21	5,681	1,856
Show cases of all kinds and metal parts thereof.—(Vitrines de toutes sortes et leurs parties métalliques.)	Total imports.... \$	3,636	4,187	2,498	18,687	24,749
	United Kingdom. \$	41	18	870	306
	United States..... \$	2,948	4,165	2,490	10,063	24,373
Signs of any material other than paper, framed or not; letters or numerals of any material other than paper.—(Enseignes de toute matière autre que le papier, encadrées ou non, lettres et chiffres de toute matière autre que le papier.)	Total imports.... \$	31,634	22,631	17,185	141,368	166,465
	United Kingdom. \$	3,857	1,425	790	12,221	10,077
	United States..... \$	30,705	21,010	16,484	139,093	155,143
Tape lines of any material.—(Rubans-mesures de couturières, de tous genres.)	Total imports.... \$	717	2,859	646	8,216	9,504
	United Kingdom. \$	109	317	159	2,305	3,091
	United States..... \$	212	1,022	234	2,949	2,746
Vaccine and ivory vaccine points.—(Vaccin et pointes de vaccin sur ivoire.)	Total imports.... \$	10,444	6,564	2,939	22,006	39,336
	United Kingdom. \$	61	30	20	39	190
	United States..... \$	9,714	6,230	2,137	21,625	36,906
Waste paper clippings and waste of all kinds, n.o.p., except metallic; broken glass or glass cullet.—(Vieux papier, rognures et déchets de toutes sortes, n.a.e., excepté métalliques et verre brisé pour refondre.)	Total imports. Cwt.	98,689	126,579	76,513	335,499	568,745
	\$	58,794	54,989	34,311	342,812	315,144
	United Kingdom.Cwt.	3,244	1,842	2,323	11,389	9,211
	\$	2,523	5,020	1,088	17,219	15,147
	United States...Cwt.	95,425	124,737	74,190	223,405	559,534
	\$	56,271	49,909	37,223	364,535	299,997
Wax, vegetable and mineral, n.o.p.—(Cire végétale et minérale, n.a.é.)	Total imports.... Lb.	173,040	275,867	144,395	1,398,089	1,255,649
	\$	19,825	24,216	12,352	117,662	114,714
	United Kingdom.Lb.	38	68,500	616,314	146,990
	\$	14	3,939	27,863	8,790
	United States.....Lb.	76,062	51,367	23,774	300,614	336,816
	\$	14,062	11,411	5,431	68,556	61,556
	British India.....Lb.	67,200	224,000	33,600	450,880	694,400
	\$	3,820	12,617	1,931	19,819	38,927
Wax and manufactures of, n.o.p.—(Cire et articles en cire, n.a.é.)	Total imports.... \$	10,347	6,780	7,671	44,619	39,949
	United Kingdom. \$	1,834	945	854	5,104	4,850
	United States..... \$	8,158	5,490	6,208	36,639	32,302

IMPORTS into Canada for Consumption, etc.—*Concluded.*

Articles and Countries from which Imported.	Months, 1929			Six Months ending September		
	July	August	September	1928	1929	
OTHER MISCELLANEOUS COMMODITIES, N.O.P.						
—Concluded.						
AUTRES ARTICLES DIVERS, N.A.E.—fin.						
Whips of all kinds, including thongs and lashes.—(Fouets de toutes sortes, lanières et mèches de fouets.)	Total imports.... \$	150	473	476	5,006	2,982
	United Kingdom. \$	84	371	332	1,795	1,405
	United States.... \$	64	102	80	3,142	1,441
Window cornices and cornice poles of all kinds.—(Tringles de rideaux et supports de tringles, de toutes sortes.)	Total imports.... \$	209	735	1,097	277	2,923
	United Kingdom. \$					
	United States.... \$	209	735	1,097	277	2,923
Unenumerated articles.—(Articles non énumérés.)	Total imports.... \$				903	
	United Kingdom. \$					
	United States.... \$				472	
Prepaid postal parcels.—(Colis postaux expédiés en port payé.)	Total imports.... \$					
	United Kingdom. \$					
	United States.... \$					
Recapitulation—Miscellaneous Commodities.—(Récapitulation—Marchandises diverses.)	Total imports.... \$	7,499,615	7,509,535	6,541,695	35,216,734	39,645,786
	United Kingdom. \$	1,235,777	1,093,285	878,254	5,418,197	6,018,993
	United States.... \$	5,247,330	5,244,413	4,703,181	24,588,971	28,144,328
Total Imports (Merchandise).—(Total des importations de marchandises.)	Total imports.... \$	114,260,854	111,639,924	99,379,848	626,421,665	660,293,469
	United Kingdom. \$	17,750,408	17,947,222	16,327,927	94,450,895	98,158,983
	United States.... \$	77,095,854	74,521,912	66,000,902	428,994,179	455,895,434
COIN AND BULLION—MONNAIES ET LINGOTS.						
British and Canadian coins and foreign gold coins.—(Monnaie de la Grande-Bretagne et du Canada et monnaie d'or des pays étrangers.)	Total imports.... \$	131,344	309,137	157,208	3,216,524	825,061
	United Kingdom. \$	3,688			2,436,865	5,818
	United States.... \$	127,214	209,437	156,628	779,181	818,221
Gold in bars, blocks, ingots, drops, sheets or plates, unmanufactured.—(Or en barres, blocs, lingots, pépites, plaques ou feuilles, non ouvré.)	Total imports.... \$	95,740	68,565	89,670	404,069	454,158
	United Kingdom. \$	2,188	127		82	2,315
	United States.... \$	93,552	54,261	75,670	403,813	423,376
Recapitulation—Coin and Bullion.—(Récapitulation—Monnaies et lingots.)	Total imports.... \$	227,084	377,942	246,878	3,620,593	1,279,219
	United Kingdom. \$	5,876	127		2,436,747	8,133
	United States.... \$	220,766	263,698	232,298	1,182,094	1,241,597

EXPORTS OF CANADIAN PRODUCE,
BY ARTICLES AND PRINCIPAL COUNTRIES,
FOR THE MONTHS OF JULY, AUGUST AND
SEPTEMBER, 1929,
AND
SIX MONTHS ENDING SEPTEMBER,
1928 AND 1929.

EXPORTATIONS DE PRODUITS CANADIENS,
PAR ARTICLES ET PAYS DE DESTINATION,
JUILLET, AOÛT ET SEPTEMBRE, 1929,
ET
LES SIX MOIS TERMINÉS AVEC SEPTEMBRE,
1928 ET 1929.

EXPORTS of Canadian Produce from Canada, by Articles and Principal Countries.

Articles and Countries to which Exported.	Months, 1929			Six Months ending September		
	July	August	September	1928	1929	
AGRICULTURAL AND VEGETABLE PRODUCTS. (Except Chemicals, Fibres and Wood)						
PRODUITS AGRICOLES ET SUBSTANCES VÉGÉTALES (Excepté produits chimiques, textiles et bois)						
<i>A. MAINLY FOOD—A. ALIMENTAIRES.</i>						
FRUITS, NUTS AND VEGETABLES. FRUITS, NOIX ET LÉGUMES.						
FRUITS—FRUITS.						
Apples, green or ripe.—(Pommes, fraîches.)	Total exports ... Brl. \$	155 742	493 1,776	37,243 151,754	42,341 175,251	73,104 315,498
	United Kingdom... Brl. \$			29,822	31,402	60,657
	United States... Brl. \$		291	121,912	129,634	258,626
	Br. South Africa... Brl. \$		927	5,449	6,764	5,742
	Newfoundland... Brl. \$	50	64	21,572	29,269	22,512
	New Zealand... Brl. \$	262	180	425	475	425
	Belgium... Brl. \$			2,650	2,250	2,650
	Denmark... Brl. \$			1,366	3,153	1,521
	Germany... Brl. \$			4,713	11,409	5,407
	Netherlands... Brl. \$				158	
	Sweden... Brl. \$				793	
Blueberries, fresh.—(Myrtils (bluets), frais.)	Total exports ... Lb. \$	50,285 5,810	1,101,891 150,392	1,378,852 143,816	2,024,139 172,932	2,597,056 307,455
	United Kingdom... Lb. \$					
	United States... Lb. \$	50,285 5,810	1,101,891 150,392	1,378,852 143,816	2,024,139 172,932	2,597,056 307,455
Strawberries, fresh.—(Fraises, fraîches.)	Total exports ... Lb. \$	383,359 41,650	22,918 2,620	2,967 318	311,579 36,568	409,274 47,588
	United Kingdom... Lb. \$		1,743	2,000		3,743
	United States... Lb. \$	382,044 44,575	21,175 2,472	967 68	289,687 34,102	405,088 47,715
Berries, fresh, of all kinds, n.o.p.—(Baies, fraîches, de toutes sortes, n.a.é.)	Total exports ... Lb. \$	16,919 2,253	268,883 20,377	84,623 6,037	210,431 20,531	370,467 28,674
	United Kingdom... Lb. \$					
	United States... Lb. \$	16,919 2,253	268,883 20,377	84,623 6,037	210,431 20,531	370,467 28,674
All other fruits, fresh, n.o.p.—(Tous autres fruits, frais, n.a.é.)	Total exports ... Lb. \$	16,860	581	14,786	45,986	32,583
	United Kingdom... Lb. \$		8	3,784	27,734	3,792
	United States... Lb. \$	10,775	547	8,624	13,346	26,302
Apples, dried.—(Pommes, évaporées.)	Total exports ... Lb. \$	3,379 496	990 125	216 29	20,052 3,083	50,262 6,628
	United Kingdom... Lb. \$				11,250	
	United States... Lb. \$				1,830	
	Germany... Lb. \$				1,250	30,000
	Netherlands... Lb. \$				206	4,023
						14,367
						1,760
Fruits, dried, n.o.p.—(Fruits, secs, n.a.é.)	Total exports ... Lb. \$	63 7	1,520 201		250 32	4,562 539
	United Kingdom... Lb. \$					
	United States... Lb. \$					
Jams, jellies and preserves.—(Confitures, gelées et conserves.)	Total exports ... Lb. \$	7,022 755	9,457 1,274	4,651 635	51,606 6,237	43,673 5,122
	United Kingdom... Lb. \$	239	22		12,088	302
	United States... Lb. \$	24	2		1,091	36
		743	1,128	635	7,058	8,726
		87	180	71	1,004	1,130

EXPORTATIONS de produits canadiens, par articles et principaux pays de destination.

Articles et pays de destination.		Mois, 1929			Six mois terminés avec septembre	
		Juillet	Août	Septembre	1929	1929
Pears, canned—(Poirces, en boîte.)	Total exports..... Lb. \$	120,106	82,831	12,296	701,824	966,523
		7,619	6,854	1,282	59,349	69,885
	United Kingdom..	111,597	80,375		668,517	931,922
	United States.....	6,935	5,795		56,914	66,639
Fruits, canned or preserved, n.o.p.— (Fruits en conserve ou en boîte, n.a.é.)	Total exports..... Lb. \$	222,584	81,570	4,999	124,243	872,969
		16,300	6,933	562	14,801	62,844
	United Kingdom..	208,576	72,092	2,620	84,516	831,086
	United States.....	13,959	5,570	225	9,028	59,198
		150	431		2,564	3,164
	New Zealand.....	21	80		282	206
Cider.—(Cidre.)	Total exports.... Gal. \$	60	45	60	447	315
		45	36	43	240	229
	United Kingdom..					
	United States....				187	
Fruit juices and fruit syrups, n.o.p.— (Jus et sirops de fruits, n.a.é.)	Total exports.... Gal. \$	61,221	53,194	32,901	177,691	284,118
		41,539	36,402	21,653	124,767	189,422
	United Kingdom..	61,441	52,742	28,899	163,491	261,467
	United States....	41,910	35,430	17,400	110,583	171,627
		61	120		684	685
	Irish Free State..	95	215		380	621
				3,500	7,500	16,000
	Australia.....			2,100	4,320	9,852
	New Zealand.....		295	352	900	1,500
			665	1,171	2,597	1,125
Total Fruits.—(Total, fruits.)	Total exports.... \$	149,096	226,731	340,216	657,877	1,065,717
	United Kingdom..	62,858	46,953	143,571	336,814	657,306
	United States....	69,616	175,190	180,188	271,980	434,105
Nuts—Noix.						
Nuts.—(Noix.)	Total exports.... Lb. \$	2,388	9,060	2,413	113,095	23,298
		756	2,835	779	31,852	7,180
	United Kingdom..	2,250	9,000	2,250	95,062	22,500
	United States....	730	2,920	730	30,751	7,300
VEGETABLES—LÉGUMES.						
Beets, sugar.—(Betteraves à sucre.)	Total exports.... Ton \$					
	United Kingdom..					
	United States....					
Onions.—(Oignons.)	Total exports.... Bush. \$	260	2,194	3,497	6,502	6,311
		724	2,688	4,358	8,094	8,830
	U. Kingdom....					
	United States....					
Potatoes.—(Pommes de terre.)	Total exports.... Bush. \$	74,703	96,465	429,644	1,416,086	2,154,873
		43,396	91,908	416,754	1,233,633	1,127,629
	U. Kingdom....					
	United States....	17,598	79,586	270,248	670,998	1,180,073
		6,565	78,173	228,924	563,707	643,027
	Bermuda.....	512	15	371	498	10,838
Br. Guiana.....	Total exports.... Bush. \$	333	9	459	467	0,852
		7,874	3,708	2,860	29,686	38,973
	Jamaica.....	4,797	2,224	1,788	30,858	23,997
		439		527	11,296	6,470
	Trinidad & Tob.	319		638	11,321	4,243
		10,894	2,763		32,323	46,697
	Newfoundland..	7,383	1,865		30,093	28,994
		8,235	6,699	582	138,122	64,255
	3,651	5,959	870	119,641	26,198	

EXPORTS of Canadian Produce from Canada, etc.—Continued.

Articles and Countries to which Exported.	Months, 1929			Six Months ending September		
	July	August	September	1928	1929	
FRUITS, NUTS AND VEGETABLES—Concluded.						
FRUITS, NOIX ET LÉGUMES—fin.						
VEGETABLES—Concluded—LÉGUMES—fin.						
Potatoes—Concluded—(Pommes de terre—fin.)	Cuba..... Bush. \$	22,174	2,283	129,430	485,194	675,436
	Panama..... Bush. \$	15,630	2,450	162,274	451,989	368,874
				23,409	23,639	104,265
				19,396	15,210	36,332
Turnips.—(Navets.)	Total exports. Bush. \$	134	18,481	178,368	283,866	291,899
	U. Kingdom... Bush. \$	157	6,905	74,656	84,815	112,064
	United States... Bush. \$		18,457	178,032	282,223	290,902
			6,770	74,247	83,474	111,186
All other vegetables, fresh, n.o.p.—(Tous autres légumes, frais, n.a.é.)	Total exports... \$	40,145	98,327	41,667	121,571	184,251
	United Kingdom... \$					
	United States... \$	38,789	94,231	39,974	113,911	174,189
	Newfoundland... \$	584	3,039	1,405	4,255	6,138
Vegetables, dried.—(Légumes secs.)	Total exports... Lb. \$	60				470
	United Kingdom... Lb. \$	22				155
	United States... Lb. \$					
Pickles, sauces and catsups.—(Marinades, sauces et condiments.)	Total exports... \$	51,621	187,582	31,068	127,187	337,146
	United Kingdom... \$	50,873	183,133	21,680	103,851	312,146
	United States... \$	774	1,373	5,138	6,454	9,516
	Newfoundland... \$	1,815	2,116	2,379	10,572	9,722
Beans, canned.—(Haricots, en boîte.)	Total exports... Lb. \$	433,019	283,777	430,868	7,729,882	2,134,425
	United Kingdom... Lb. \$	26,255	20,207	28,816	556,068	146,567
	United States... Lb. \$	311,471	2,147,416	259,611	7,491,328	1,588,766
	Newfoundland... Lb. \$	17,767	15,099	15,022	542,750	103,980
		61,440	23,399	83,550	178,026	234,015
		3,249	1,437	5,015	9,011	13,512
Tomatoes, canned.—(Tomates, en boîte.)	Total exports... Lb. \$	1,071,453	117,484	2,860	90,645	8,146,108
	United Kingdom... Lb. \$	54,376	5,765	161	5,995	416,941
	United States... Lb. \$	1,047,375	107,250		496	64
	Newfoundland... Lb. \$	53,045	5,137			8,043,233
		14,826	1,829	1,920	48,597	411,517
		733	112	100	3,288	75,922
Vegetables, canned or preserved, n.o.p.—(Légumes, en boîte ou en conserve, n.a.é.)	Total exports... Lb. \$	75,190	66,253	184,339	722,373	645,579
	United Kingdom... Lb. \$	5,423	4,823	14,429	59,010	48,678
	United States... Lb. \$	14,797	5,400	108,612	313,517	305,311
	Br. South Africa... Lb. \$	1,150	455	8,801	25,911	24,057
	Newfoundland... Lb. \$	345	1,000	1,245	2,750	2,590
		79	155	217	799	451
		20,301	20,273	7,161	99,382	89,282
		1,472	1,431	497	8,134	6,377
		2,576	1,407	22,264	72,500	55,549
		185	131	1,550	6,119	3,637
		26,675	19,691	36,561	184,708	108,610
		1,754	1,340	2,638	13,791	7,360
						6,400
						546
Total Vegetables.—(Total légumes.)	Total exports... \$	225,122	418,107	611,909	2,196,283	2,382,552
	United Kingdom... \$	69,790	198,607	45,403	673,011	440,257
	United States... \$	99,272	185,842	347,500	768,345	1,319,886
GRAINS AND FARINACEOUS PRODUCTS.						
CÉRÉALES ET FARINEUX.						
GRAINS—CÉRÉALES.						
Barley.—(Orge.)	Total exports. Bush. \$	3,800,429	411,428	16,514	10,589,199	12,749,975
	U. Kingdom... Bush. \$	2,847,869	341,838	14,725	8,946,599	8,955,330
	United States... Bush. \$	2,177,407	168,306	14,957	7,053,854	9,318,337
	Irish Free State... Bush. \$	1,552,943	135,235	13,171	5,743,127	6,195,375
	Belgium... Bush. \$		84,006	50	55,515	84,328
			67,205	50	22,545	67,390
		163,230				163,230
		130,584				130,584
						16,610
						13,702

EXPORTATIONS de produits canadiens, etc.—*Suite.*

Articles et pays de destination.		Mois, 1920			Six mois terminés avec septembre	
		Juillet	Août	Septembre	1920	1920
Barley—Concluded—(Orge-fin.)	Germany..... Bush.	1,241,508	149,056	1,090	2,759,355	2,429,086
	\$	985,891	126,648	994	2,518,550	1,947,475
	Netherlands... Bush.	218,284	15,000		644,062	738,067
	\$	178,442	12,750		595,620	600,294
	Norway..... Bush.				40,947	
	\$				38,391	
	Total exports. Bush.	725	19,164	6,290	29,233	29,815
	\$	2,810	76,180	26,964	137,264	129,886
Beans.—(Haricots.)	U. Kingdom... Bush.					
	\$					
	United States... Bush.	20	19,016	6,223	28,871	27,287
	\$	37	75,469	26,568	135,973	110,268
	Total exports. Bush.	158			2,361	6,667
	\$	134			2,506	6,087
Wheat.—(Sarrasin.)	U. Kingdom... Bush.					
	\$					
	United States... Bush.	158			2,361	6,667
	\$	134			2,506	6,087
	Netherlands... Bush.					
	\$					
Indian corn.—(Maïs.)	Total exports. Bush.	340	1,572	493	12,993	5,746
	\$	426	2,233	802	14,792	7,902
	U. Kingdom... Bush.				52	
	\$				150	
	United States... Bush.				5,712	40
	\$				5,144	125
Oats.—(Avoine.)	Total exports. Bush.	1,109,790	358,548	261,051	11,658,917	5,816,403
	\$	708,013	233,966	185,083	7,609,558	3,667,967
	U. Kingdom... Bush.	519,984	179,077	136,471	4,980,498	2,363,902
	\$	333,478	110,212	94,122	3,262,247	1,446,347
	United States... Bush.	338	58		22,096	23,240
	\$	265	43		18,808	12,205
	Bermuda..... Bush.	31,893	16,361	28,995	139,001	148,189
	\$	19,031	11,584	21,927	101,482	98,310
	British Guiana. Bush.	13,127	5,316	783	53,556	43,352
	\$	7,271	4,115	549	40,476	20,585
	Barbados..... Bush.	14,182	8,353	5,536	91,000	67,803
	\$	6,659	4,137	3,371	61,828	35,388
	Jamaica..... Bush.	6,377	9,411	4,979	16,705	26,194
	\$	3,764	5,214	3,479	12,668	16,219
	Trinidad & Tob. Bush.	19,100		8,234	59,013	59,729
	\$	10,607		4,232	42,132	34,072
	Other B. W. I... Bush.	3,464	846	1,738	33,822	13,530
	\$	2,248	586	1,286	23,705	8,526
	Newfoundland... Bush.	38,262	25,689	42,379	200,095	235,761
	\$	24,468	16,801	33,743	138,167	153,503
	Belgium..... Bush.	137,041	70,966	9,412	1,974,040	962,041
	\$	84,570	54,303	7,059	1,283,609	606,100
	France..... Bush.					453,492
	\$					303,668
	Germany..... Bush.				936,736	122,511
	\$				605,161	71,996
	Italy..... Bush.				18,824	
	\$				13,058	
	Netherlands... Bush.	325,107	37,711	18,824	2,790,426	1,278,102
	\$	218,719	23,744	12,470	1,820,294	843,620
	Norway..... Bush.				102,511	
	\$				66,816	
	Spain..... Bush.				148,157	
	\$				88,895	
	Total exports. Bush.	630	427	594	2,649	3,246
	\$	1,897	1,253	1,652	7,357	9,707
Peas, split.—(Pois cassés.)	U. Kingdom... Bush.					
	\$					
	United States... Bush.	36			200	44
	\$	99			480	119
	Jamaica..... Bush.	378	250	481	1,730	2,283
	\$	1,087	720	1,340	4,743	6,572
Peas, whole.—(Pois entiers.)	Total exports. Bush.	1,026	1,859	1,004	15,264	11,260
	\$	2,920	7,545	2,353	39,340	24,790
	U. Kingdom... Bush.	1,000	50		1,796	1,059
	\$	2,816	222		8,813	5,037
	United States... Bush.		1,773		8,271	8,587
	\$		7,233		16,690	26,949
	Newfoundland... Bush.		12	1,000	1,543	1,532
	\$		47	2,938	4,453	4,465
	France..... Bush.				3,600	
	\$				9,162	

EXPORTS of Canadian Produce from Canada, etc.—Continued.

Articles and Countries to which Exported.		Months, 1929			Six Months ending September	
		July	August	September	1928	1929
GRAINS AND FARINACEOUS PRODUCTS—Continued.						
CÉRÉALES ET FARINEUX—suite.						
GRAINS—Concluded—CÉRÉALES—fin.						
Rice.—(Riz.)	Total exports.... Lb.	48,775	55,159	101,700	248,259	264,675
		\$ 2,614	\$ 2,278	\$ 3,811	\$ 10,149	\$ 10,253
	United Kingdom... Lb.	25,375	30,450	25,375	60,000	81,200
	United States.... Lb.	1,186	1,386	1,155	4,000	3,727
	\$ 1,000	\$ 2,000		\$ 2,000	\$ 4,000	
	\$ 50	\$ 136		\$ 110	\$ 294	
Rye.—(Seigle.)	Total exports... Bush.	486,696	59,409	102,965	6,995,329	1,470,069
		\$ 488,593	\$ 57,839	\$ 118,159	\$ 8,273,063	\$ 1,397,378
	U. Kingdom... Bush.	18,850	8,571		3,821,678	301,789
	United States... Bush.	17,907	11,142		4,602,058	231,804
				42		42
				45		45
	Belgium... Bush.				32,037	
					38,038	
	Denmark... Bush.	69,788		4,940	119,812	143,709
		\$ 72,874		\$ 5,444	\$ 128,622	\$ 147,660
	Germany... Bush.	173,495	12,000		1,326,200	306,352
		\$ 174,481	\$ 14,140		\$ 1,532,813	\$ 321,151
	Netherlands... Bush.	146,170			1,102,977	494,866
		\$ 150,330			\$ 1,343,376	\$ 462,131
	Norway... Bush.	78,393	29,838	97,974	493,894	223,311
		\$ 72,911	\$ 32,557	\$ 112,670	\$ 515,544	\$ 234,579
Sweden... Bush.				38,632		
					\$ 38,632	
Wheat.—(Blé.)	Total exports... Bush.	17,019,015	10,156,266	7,409,809	145,008,299	94,559,176
		\$ 20,373,464	\$ 11,397,493	\$ 10,598,181	\$ 188,872,257	\$ 110,209,509
	U. Kingdom... Bush.	7,515,808	6,896,652	6,335,822	92,434,475	57,028,075
		\$ 8,924,361	\$ 9,951,596	\$ 9,113,857	\$ 118,286,320	\$ 66,259,135
	United States... Bush.	509,785	352,154	194,070	4,779,304	2,658,886
		\$ 594,756	\$ 436,121	\$ 246,220	\$ 5,959,512	\$ 2,944,899
	Irish Free State Bush.	16,434		111,729	805,365	108,163
		\$ 20,542		\$ 145,246	\$ 1,183,983	\$ 213,868
	Br. South Africa Bush.	51,685	100,812	7,440	150,477	392,748
		\$ 66,193	\$ 127,939	\$ 10,569	\$ 216,086	\$ 400,582
	British India... Bush.					
					114,918	
	Malta... Bush.					
					142,189	
	Belgium... Bush.	2,212,496	818,570	108,167	7,078,189	7,375,453
		\$ 2,668,560	\$ 1,162,032	\$ 155,166	\$ 5,509,364	\$ 9,041,680
	China... Bush.	520,522	257,467			1,919,177
		\$ 601,393	\$ 241,102			\$ 1,886,102
	Colombia... Bush.	60,000	80,000	20,000	250,625	277,500
		\$ 78,400	\$ 126,800	\$ 30,300	\$ 318,978	\$ 365,750
	Denmark... Bush.	40,000		44,000	252,174	437,660
		\$ 53,800		\$ 66,000	\$ 339,970	\$ 474,270
	France... Bush.	1,188,792	519,450		2,100,625	3,936,459
		\$ 1,363,501	\$ 722,210		\$ 2,916,403	\$ 4,826,672
	Germany... Bush.	556,672	155,164	316,030	6,239,064	2,940,639
		\$ 677,468	\$ 237,571	\$ 465,801	\$ 8,743,827	\$ 3,651,393
	Greece... Bush.	509,874			4,090,060	2,395,304
		\$ 638,207			\$ 5,810,349	\$ 2,893,186
	Italy... Bush.	1,206,549	350,650	116,826	5,947,897	3,236,204
		\$ 1,586,939	\$ 455,572	\$ 158,210	\$ 8,086,801	\$ 4,270,968
	Japan... Bush.	935,975	219,067	65,000	4,821,899	4,903,736
		\$ 1,047,094	\$ 264,948	\$ 72,368	\$ 5,131,207	\$ 4,712,962
Mexico... Bush.	20			67,001	20	
	\$ 42			\$ 92,481	\$ 42	
Netherlands... Bush.	1,359,696	134,052	42,685	11,111,383	4,373,518	
	\$ 1,710,096	\$ 205,223	\$ 63,345	\$ 15,377,577	\$ 5,214,271	
Norway... Bush.	214,570	153,106	47,645	770,810	633,860	
	\$ 280,201	\$ 223,719	\$ 70,349	\$ 1,097,544	\$ 789,869	
Peru... Bush.	37,330				107,996	
	\$ 56,350				\$ 141,350	
Portugal... Bush.				1,111,766	280,697	
				\$ 1,636,445	\$ 373,945	
Russia... Bush.				491,519	859,100	
				\$ 639,655	\$ 866,236	
Spain... Bush.				1,388,753	55,155	
				\$ 1,978,105	\$ 78,304	
Sweden... Bush.		135,333		930,870	484,400	
		\$ 216,531		\$ 1,288,923	\$ 575,826	
Total Grains.—(Total, céréales.)	Total exports.... \$	24,428,551	15,120,625	10,952,360	213,862,816	121,418,901
	United Kingdom \$	10,832,690	10,209,793	9,222,305	131,904,715	74,139,425
	United States.... \$	565,341	586,207	272,892	6,156,791	3,168,351

EXPORTATIONS de produits canadiens, etc.—*Suite.*

Articles et pays de destination.		Mois, 1929			Six mois terminés avec septembre	
		Juillet	Août	Septembre	1928	1929
MILLED PRODUCTS.						
PRODUITS DE MEUNERIE.						
Wheat, shorts and middlings—(From all sources.)	Total exports... Cwt.	356,839	223,175	143,850	1,577,521	1,634,013
	\$	441,378	276,269	192,127	2,495,103	2,663,197
	United Kingdom...Cwt.	4,900	1,120	1,120	—	83,541
	\$	6,664	1,638	1,638	—	106,181
	United States...Cwt.	344,354	213,937	136,308	1,545,735	1,519,541
	\$	423,975	262,028	180,494	2,438,714	1,904,998
	Bermuda...Cwt.	4,128	2,977	3,292	23,851	18,727
\$	5,836	4,526	5,000	42,304	28,248	
Newfoundland...Cwt.	677	1,437	553	6,130	3,622	
\$	997	2,117	526	10,580	5,636	
Corn meal—(Ported to outside.)	Total exports... Brl.	204	304	103	4,190	3,565
	\$	993	1,699	1,958	19,859	17,536
	United Kingdom...Brl.	—	—	—	—	—
	\$	—	—	—	—	—
United States...Brl.	—	—	—	—	—	
\$	—	—	—	—	—	
Newfoundland...Brl.	123	247	384	4,054	3,300	
\$	600	1,427	1,860	19,230	16,262	
Oat meal and rolled oats—(Facing all countries or areas of foreign.)	Total exports... Cwt.	38,332	51,799	38,652	331,443	237,495
	\$	228,271	318,581	241,796	1,540,371	1,402,353
	United Kingdom...Cwt.	31,995	45,882	34,668	192,419	190,165
	\$	194,593	282,905	217,190	938,381	1,174,427
	United States...Cwt.	—	—	—	9	—
	\$	—	—	—	55	—
	Irish Free State...Cwt.	929	1,066	1,034	10,261	6,321
	\$	5,795	6,674	7,127	49,652	38,966
	Br. South Africa...Cwt.	191	762	—	2,293	2,334
	\$	1,128	5,335	—	14,771	14,609
	Belgium...Cwt.	705	1,459	1,240	24,593	10,645
	\$	4,231	8,638	7,595	144,201	63,303
	Finland...Cwt.	—	—	—	62,089	—
	\$	—	—	—	189,150	—
	France...Cwt.	1,564	1,165	747	3,807	5,603
\$	10,082	7,417	4,878	23,252	36,376	
Netherlands...Cwt.	1,872	735	441	22,743	9,801	
\$	8,116	4,347	2,608	99,078	45,357	
Malted and rice flour—(Facing all countries or areas.)	Total exports... Lb.	336,175	—	224,440	1,245	1,009,139
	\$	5,715	—	4,261	794	16,927
	United Kingdom...Lb.	336,000	—	224,000	—	1,008,000
	\$	5,690	—	4,194	—	16,757
United States...Lb.	175	—	440	1,345	1,139	
\$	25	—	67	204	170	
Flour of rye—(Facing all countries.)	Total exports... Brl.	—	—	—	—	—
	\$	—	—	—	—	—
	United Kingdom...Brl.	—	—	—	—	—
\$	—	—	—	—	—	
United States...Brl.	—	—	—	—	—	
\$	—	—	—	—	—	
Flour of wheat—(Facing all countries.)	Total exports... Brl.	835,593	613,246	492,384	4,808,429	4,532,732
	\$	4,434,100	3,822,381	3,125,344	29,631,351	21,962,973
	United Kingdom...Brl.	190,918	157,188	171,705	1,364,579	1,109,574
	\$	1,100,827	997,574	1,111,028	8,815,451	6,560,559
	United States...Brl.	2	3	9	1,075	1,082
	\$	19	20	54	7,804	10,816
	Irish Free State...Brl.	8,635	13,215	21,340	140,876	104,603
	\$	46,511	63,428	165,084	993,635	718,328
	Br. South Africa...Brl.	5,712	6,224	2,821	29,076	28,126
	\$	39,876	47,893	22,082	221,516	202,333
	Br. West Africa...Brl.	2,163	3,251	2,876	4,003	13,052
	\$	15,428	25,169	22,926	29,323	94,999
	Bermuda...Brl.	1,016	1,680	1,200	8,010	7,917
	\$	6,561	11,926	9,167	55,408	54,009
	British Guiana...Brl.	10,115	13,417	9,536	83,086	63,688
	\$	69,588	79,162	61,198	542,613	380,842
	British Honduras...Brl.	1,228	827	793	7,473	6,233
	\$	8,031	5,914	5,835	55,061	41,142
	Barbados...Brl.	10,431	3,883	2,430	32,471	30,399
\$	67,733	23,283	16,053	206,668	180,140	
Jamaica...Brl.	22,415	29,190	27,884	203,861	167,558	
\$	129,076	179,099	167,148	1,244,893	964,153	
Trinidad and Tobago...Brl.	37,733	19,824	17,660	140,922	147,856	
\$	224,841	114,161	118,343	904,977	867,807	
Other Br. W. I...Brl.	24,070	15,353	13,060	80,566	90,797	
\$	135,823	101,436	68,320	511,177	539,481	
Hong Kong...Brl.	20,450	12,932	10,552	118,177	110,423	
\$	27,981	22,290	22,252	948,286	843,416	

EXPORTS of Canadian Produce from Canada, etc.—Continued.

Articles and Countries to which Exported.	Months, 1929			Six Months ending September	
	July	August	September	1928	1929
GRAINS AND FARINACEOUS PRODUCTS—Concluded.					
CÉRÉALES ET FARINEUX—fin.					
MILED PRODUCTS—Concluded.					
PRODUITS DE MEUNERIE—fin.					
Flour of wheat—Continued—(Farine de blé—suite.)	Malta.....	Brl. 1,950	1,072	24,536	12,907
	\$	10,408	6,281	144,341	71,097
	Newfoundland.....	Brl. 19,782	20,505	142,555	126,910
	\$	135,924	154,882	283,312	1,035,345
	New Zealand.....	Brl. 6,180	6,348	3,793	28,479
	\$	40,142	46,896	30,165	204,447
	Palestine.....	Brl. 171	802	926	8,069
	\$			566	47,855
	Austria.....	Brl. 566		3,726	5,839
	\$				32,862
	Brasil.....	Brl. 8,528			68,858
	\$				55,748
	China.....	Brl. 310,810	148,208	69,523	511,466
	\$	1,414,281	694,127	352,666	2,539,803
	Colombia.....	Brl. 158	94	688	5,455
	\$	947	683	5,214	38,851
	Costa Rica.....	Brl. 100			2,455
	\$		614		16,540
	Cuba.....	Brl. 612	520	153	16,328
	\$	3,658	3,727	1,046	93,231
	Czecho-Slovakia.....	Brl. 5,397	7,386	2,618	53,293
	\$	26,483	36,056	16,855	326,608
	Denmark.....	Brl. 22,129	4,756	11,920	173,751
	\$	132,300	30,554	78,381	1,092,854
	Egypt.....	Brl. 6,437	1,371	344	92,499
	\$	36,160	8,052	2,472	521,992
	Estonia.....	Brl. 2,064			6,228
	\$		13,183		36,815
	Finland.....	Brl. 13,478	10,122	16,302	141,413
	\$	70,102	55,200	99,328	887,399
	French Guiana.....	Brl. 3,545	100	3,757	6,352
	\$	19,333	715	28,579	36,776
	French W. Indies.....	Brl. 8,457	4,135	2,035	24,467
	\$	40,889	26,847	12,587	137,861
	St. Pierre & Miquelon.....	Brl. 576	900		2,419
	\$	3,713	6,409		16,704
	Germany.....	Brl. 44,134	64,124	34,346	578,531
	\$	250,042	395,244	198,372	3,499,350
	Greece.....	Brl. 12,184	18,669	357	151,199
	\$	62,387	131,040	2,321	922,202
	Hayti.....	Brl. 150	381	150	16,610
	\$	877	2,819	1,140	98,526
	Ireland.....	Brl. 318	234	106	2,260
	\$	2,080	1,518	874	15,990
	Italy.....	Brl. 214		183	20,907
	\$	1,029		1,170	123,983
	Japan.....	Brl. 6,111	2,500	3,090	20,713
	\$	29,631	14,235	18,625	112,914
	Korea.....	Brl. 2,500			12,700
	\$				935
	Morocco.....	Brl. 5,132			4,146
	\$				154,244
	Netherlands.....	Brl. 5,024	3,275	1,780	926,614
	\$	25,161	16,947	8,233	184,518
	Dutch Guiana.....	Brl. 209	238	87	5,062
	\$	1,022	1,767	490	36,204
	Dutch W. Indies.....	Brl. 147	162		2,154
	\$	948	983		14,158
	Norway.....	Brl. 12,310	51,092	3,580	196,123
	\$	73,310	313,012	25,305	1,180,889
	Panama.....	Brl. 730	644	330	8,237
	\$	5,069	5,060	2,327	50,600
	Poland & Danzig.....	Brl. 2,651	338		5,156
	\$	12,571	1,597		31,167
	Azores & Madeira.....	Brl. 2,136	3,242	2,063	19,018
	\$	14,293	24,343	13,337	114,780
	Portuguese Africa.....	Brl. 2,472	2,091	1,148	11,075
	\$	18,033	16,154	8,794	91,166
	San Domingo.....	Brl. 100	224	275	5,468
	\$	555	1,706	1,938	37,557
	Serb-Croat-Slovene State.....	Brl. 1,607			178
	\$				8,554
	Spanish Africa.....	Brl. 4,162		188	631
	\$			1,716	26,448
					4,458

EXPORTATIONS de produits canadiens, etc.—*Suite.*

Articles et pays de destination.		Mois, 1929			Six mois terminés avec septembre	
		Juillet	Août	Septembre	1928	1929
Flour of wheat—Concluded—(Farine de blé—fin.)	Sweden.....Brl.	7,085	1,628	2,753	38,841	25,480
	\$	37,483	8,413	17,448	254,874	141,447
	Syria.....Brl.		114	171	16,211	2,848
	\$		881	1,251	88,435	16,194
	Philippines.....Prl.	1,798	3,537	1,781	18,670	16,222
\$	10,600	20,240	10,199	116,414	94,635	
Venezuela.....Brl.	\$	3,969	4,869	1,262	53,114	27,794
	\$	20,147	32,196	8,466	332,706	156,798
Meal, all other, n.o.p.—(Toutes autres farines, fécules et semailles, n.a.é.)	Total exports.... Brl.	339	675	14	1,441	1,544
	\$	1,360	2,700	83	7,231	6,287
	United Kingdom Brl.	336	672		1,400	1,484
	\$	1,344	2,688		7,000	5,936
	United States....Brl.	3		14	39	67
\$	16		83	215	339	
Total Milled Products.—(Total, produits de meunerie.)	Total exports.... \$	5,111,817	4,421,621	3,565,559	33,664,122	28,469,273
	United Kingdom. \$	1,309,118	1,284,805	1,334,950	9,760,832	7,803,860
	United States.... \$	424,028	262,048	180,698	2,446,992	1,916,323
PREPARED FOODS AND BAKERY PRODUCTS. ALIMENTS PRÉPARÉS ET PRODUCTION BOULANGÈRE.						
Biscuits and bread.—(Biscuits et pain.)	Total exports.... Cwt.	975	1,124	1,163	10,728	5,743
	\$	12,134	17,283	17,583	266,916	78,793
	United Kingdom.Cwt.					
	\$					
	United States....Cwt.	450	860	784	7,862	3,007
	\$	4,387	12,102	11,483	166,218	36,571
	Bermuda.....Cwt.	58	39	37	254	274
	\$	766	542	526	3,283	3,705
	British Guiana.Cwt.	14	32	21	174	191
	\$	243	632	419	2,635	2,886
	Jamaica.....Cwt.	14	4	42	540	200
\$	171	52	540	6,390	2,886	
Trinidad & Tob.Cwt.	81	70	89	540	503	
\$	1,491	1,476	1,651	8,374	9,150	
Other Br. W. I..Cwt.	166	51	91	534	672	
\$	2,356	1,330	1,465	7,741	10,022	
Cereal foods, prepared, of all kinds.—(Aliments préparés, à base de céréales, de toutes sortes.)	Total exports.... \$	241,290	263,413	216,146	1,143,724	1,312,424
	United Kingdom. \$	236,213	256,467	214,643	1,116,181	1,289,211
	United States.... \$	807	2,069	258	500	5,070
Corn starch.—(Fécule de maïs.)	Total exports.... Lb.	99,818	63,798	169,868	645,960	572,134
	\$	4,652	3,434	9,652	34,310	36,966
	United Kingdom.Lb.					
	\$					
	New Zealand....Lb.	90,728	63,680	160,868	645,960	571,996
\$	4,645	3,430	9,652	34,310	30,949	
Macaroni, spaghetti and vermicelli.—(Macaroni, spaghetti et vermicelle.)	Total exports.... Lb.	20,276	65,394	69,394	294,186	312,564
	\$	1,443	4,880	4,404	24,436	27,795
	United Kingdom.Lb.	7,120		12,740	60,910	64,816
	\$	456		678	4,933	3,788
	United States....Lb.					1,402
\$					125	
New Zealand....Lb.		50,828	32,628	131,318	125,582	
\$		3,627	2,536	11,203	9,318	
OTHER GRAINS AND FARINACEOUS PRODUCTS. AUTRES CÉRÉALES ET FARINEUX.						
Malt.—(Malt.)	Total exports.. Bush.	3,055	4,582	365	14,299	21,239
	\$	4,290	6,596	361	16,168	27,923
	U. Kingdom.... Bush.					
	\$					
	United States.. Bush.					
\$						
Guatemala.... Bush.	3,055	3,611		10,693	12,776	
\$	4,290	5,410		14,829	18,280	
Screenings.—(Criblures.)	Total exports... Cwt.	197,875	107,628	125,585	372,252	874,119
	\$	59,310	53,975	79,748	215,770	351,528
	United Kingdom.Cwt.	37			7,013	6,423
	\$	197,838	107,628	125,585	365,239	866,551
	United States....Cwt.	59,273	53,975	79,748	208,380	346,907
Total Grains and Farinaceous Products.—(Total, céréales et farineux.)	Total exports.... \$	29,862,487	19,891,747	14,845,853	249,168,302	154,712,597
	United Kingdom. \$	12,378,514	11,751,065	10,772,576	142,795,001	83,300,179
	United States.... \$	1,053,826	916,401	545,077	8,979,331	5,473,407

EXPORTS of Canadian Produce from Canada, etc.—Continued.

Articles and Countries to which Exported.		Months, 1929			Six Months ending September	
		July	August	September	1928	1929
SUGAR AND ITS PRODUCTS.						
SUCRE ET SES PRODUITS.						
CONFECTIONERY—CONFISERIE.						
Candy.—(Bonbons.)	Total exports.... Lb.	169,807	241,252	201,364	791,148	1,029,970
	\$	45,948	67,122	56,286	231,055	284,539
	United Kingdom.Lb.	632	3,590	1,781
	\$	281	1,387	864
	United States....Lb.	21	86	533	1,126	640
	\$	13	13	102	291	128
	Br. South Africa..Lb.	25,330	85,457	71,180	237,919	299,686
	\$	7,158	22,974	19,286	63,947	81,558
	Newfoundland....Lb.	40,072	34,749	28,866	216,977	198,066
	\$	11,156	10,791	8,508	66,347	57,938
	New Zealand....Lb.	69,207	104,527	58,560	247,858	335,331
	\$	18,559	28,112	16,687	71,699	92,795
	China.....Lb.	19,802	2,780	22,657	16,736	76,321
\$	4,381	756	6,700	5,306	19,324	
Chewing gum.—(Gomme à mâcher.)	Total exports.... \$	4,718	1,780	17,123	82,982	64,557
	United Kingdom. \$	3,220	14,710	63,142	48,660
	United States.... \$	135
	Newfoundland.... \$	1,429	1,746	2,187	13,026	11,987
Confectionery, n.o.p.—(Confiserie, n.a.é.)	Total exports.... \$	18,367	14,925	13,665	39,765	78,875
	United Kingdom. \$	227	39	354
	United States.... \$	212	77	330	2,741	2,007
	Newfoundland.... \$	9,106	7,219	6,225	21,236	42,100
	Australia..... \$	766	3,787	765	10,750	7,592
	New Zealand.... \$	4,757	1,462	2,923	2,476	12,664
MOLASSES AND SYRUPS.						
MÉLASSE ET SIROPS.						
Glucose and glucose syrup.—(Glucose et sirop de glucose.)	Total exports.... \$	72	72
	United Kingdom. \$
	United States.... \$
Maple syrup.—(Sirop d'érable.)	Total exports... Gal.	371	54	91	14,151	8,239
	\$	913	162	291	24,415	14,998
	United Kingdom.Gal.	339	14	44	1,175	906
	\$	825	49	171	3,166	2,504
	United States....Gal.	19	33	38	12,826	7,242
\$	45	88	79	20,919	12,212	
Molasses and syrups of all kinds, n.o.p.—(Mélasse et sirops de toutes sortes, n.a.é.)	Total exports... Gal.	91,320	91,851	14,128	429,367	445,876
	\$	11,781	11,728	2,343	35,212	57,278
	United Kingdom.Gal.
	United States....Gal.	90,615	80,127	13,151	429,332	442,245
\$	11,327	10,944	1,719	35,193	55,161	
SUGAR.—SUCRE.						
Maple sugar.—(Sucre d'érable.)	Total exports.... Lb.	1,646,383	2,022,232	898,231	4,994,008	11,686,368
	\$	331,220	404,523	179,324	813,318	2,232,196
	United Kingdom.Lb.	292	480	1,044	12,239	7,428
	\$	80	98	243	2,510	1,608
	United States....Lb.	1,646,091	2,021,502	897,177	4,080,506	11,675,985
\$	331,140	404,363	179,681	810,518	2,229,917	
Sugar of all kinds, n.o.p.—(Sucre de toutes sortes, n.a.é.)	Total exports... Cwt.	20,364	20,497	19,355	294,845	117,354
	\$	86,546	102,241	95,940	1,522,805	559,558
	United Kingdom.Cwt.	126,948
	\$	617,588
	United States....Cwt.	1,215	186	1,218
	\$	5,743	798	5,761
	Bermuda.....Cwt.	271	460	135	747	1,560
	\$	611	1,093	439	3,470	4,126
	British Guiana...Cwt.	768	735	484	2,397	3,145
	\$	3,369	4,052	2,518	14,033	15,654
	Br. Honduras....Cwt.	1,947	1,600	1,514	5,146	9,090
	\$	8,766	8,668	7,297	29,631	43,064
	Barbados.....Cwt.	703	175	259	5,440	3,113
	\$	2,691	1,025	1,240	28,854	14,878
	Jamaica.....Cwt.	1,617	1,731	1,931	8,099	10,428
	\$	8,549	8,962	9,685	44,266	33,257

EXPORTATIONS de produits canadiens, etc.—Suite.

Articles et pays de destination.		Mois, 1929			Six mois terminés avec septembre	
		Juillet	Août	Septembre	1928	1929
Sugar of all kinds, n.o.p.—Concluded (Sucre de toutes sortes, n.a.f.—fin.)	Trinidad & Tob. Cwt.	1,257	1,352	1,539	14,670	6,374
	\$	6,707	7,526	7,805	82,514	34,441
	Other Br. W.I. Cwt.	971	1,877	1,290	7,024	8,332
	\$	4,947	10,035	6,623	41,105	42,419
	Newfoundland Cwt.	12,722	11,938	10,985	84,774	70,348
	\$	50,578	58,613	52,700	480,565	323,747
	St. Pierre & Miq. Cwt.	2	629	403	3,117	2,640
\$	11	2,267	1,305	14,409	9,418	
Norway Cwt.				35,792		
\$				164,037		
Total Sugar and Its Products—(Total sucre et ses produits.)	Total exports.... \$	499,493	602,603	345,576	2,749,552	3,293,044
	United Kingdom. \$	4,406	147	15,351	687,832	53,990
	United States.... \$	342,737	415,485	187,654	870,460	2,305,321
TEA AND COFFEE—THÉ ET CAFÉ.						
Coffee and imitations of—(Café et ses succédanés.)	Total exports.... Lb.	2,941	7,792	8,467	20,955	43,129
	\$	1,497	3,509	3,583	8,460	18,248
	United Kingdom. Lb.					
	\$					
United States.... Lb.	2,061	2,753	4,397	5,669	14,771	
\$	1,162	1,572	2,281	2,571	7,966	
Tea.—(Thé.)	Total exports.... Lb.					
	\$					
	United Kingdom. Lb.					
	\$					
United States.... Lb.						
\$						
VINEGAR—VINAIGRE.						
Vinegar.—(Vinaigre.)	Total exports... Gal.	7,561	9,906	4,494	21,750	30,932
	\$	2,431	3,325	1,700	9,221	10,166
	United Kingdom. Gal.				2,330	
	\$				816	
United States... Gal.	7,101	9,900	4,494	18,439	29,306	
\$	2,287	3,320	1,700	7,984	9,597	
OTHER VEGETABLE PRODUCTS, MAINLY FOOD, N.O.P.						
AUTRES SUBSTANCES VÉGÉTALES ALIMENTAIRES, N.A.É.						
Groceries of all kinds, n.o.p.—(Épicerie de toutes sortes, n.o.p.)	Total exports.... \$	1,143	587	717	12,883	5,697
	United Kingdom. \$			6		6
	United States.... \$			43	429	43
	Bermuda.... \$	256	149	79	2,161	1,421
	Other Br. W.I.... \$	281	114	300	4,126	2,009
	\$					
Hops.—(Houblon.)	Total exports.... Lb.			190	11,767	17,394
	\$			90	1,518	2,757
	United Kingdom. Lb.					5,172
	\$					1,474
United States.... Lb.						
\$						
Other vegetable food products—(Autres substances végétales alimentaires.)	Total exports.... \$	20,803	14,164	14,490	63,119	82,423
	United Kingdom. \$	2,049	638	512	2,658	5,555
	United States.... \$	4,311	1,486	1,087	11,198	10,186
	Newfoundland.... \$	5,303	5,953	2,253	31,048	31,988
	\$					
Total Agricultural and Vegetable Products	Total exports.... \$	30,753,818	21,163,705	16,184,913	254,899,867	161,570,700
—A. Mainly Food.—(Total, produits agricoles et substances végétales—A. Alimentaires.)	United Kingdom. \$	12,518,347	12,000,390	10,978,149	144,527,483	84,366,007
	United States.... \$	1,573,221	1,699,296	1,265,530	10,912,105	9,560,511

Exports of Canadian Produce from Canada, etc.—Continued.

Articles and Countries to which Exported.		Months, 1929			Six Months ending September	
		July	August	September	1928	1929
B. OTHER THAN FOOD—B. NON ALIMENTAIRES.						
BEVERAGES, ALCOHOLIC—BOISSONS ALCOOLIQUES.						
BREWED—BRASSÉES.						
Ale, beer and porter.—(Ale, bière et porter.)	Total exports....Gal.	143,008	207,543	150,360	2,197,633	940,596
	\$	198,588	290,361	198,925	3,039,965	1,302,432
	United Kingdom.Gal.					
	United States....Gal.	138,140	206,180	147,543	2,185,922	928,552
	\$	192,813	288,924	195,265	3,027,763	1,288,056
DISTILLED—DISTILLÉES.						
Gin.—(Genièvre.)	Total exports....Gal.	2,508	2,893	3,256	4,899	13,949
	\$	34,817	49,315	35,228	63,796	179,582
	United Kingdom.Gal.				4	
	United States....Gal.	2,506	2,891	2,317	4,346	12,757
	\$	34,813	40,311	33,193	62,227	176,954
Whiskey.—(Whisky.)	Total exports....Gal.	164,957	191,535	251,431	957,368	1,010,566
	\$	1,597,611	1,851,767	2,100,970	10,189,879	9,878,055
	United Kingdom.Gal.	1,775	9	3,643	12,200	9,933
	United States....Gal.	5,411	47	11,975	56,824	32,114
	\$	74,901	82,710	79,539	496,281	446,417
	Bermuda.....Gal.	1,151,407	1,280,781	1,243,838	8,021,842	7,015,490
	\$	17,770	9,970	29,317	26,900	57,571
	Br. Honduras...Gal.	89,003	47,675	149,628	138,107	289,002
	\$	907	3,200		30,557	52,537
	Other Br. W. I...Gal.	4,450	16,875		148,764	280,076
	\$	46,741	54,410	19,893	167,457	188,747
	Belgium.....Gal.	240,590	238,707	107,023	836,533	978,719
	\$				5,686	
	China.....Gal.	99		972	18,744	
	\$	350		3,732	1,803	1,576
	Cuba.....Gal.	74		328	7,287	5,458
	\$	320		1,445	3,584	529
	St. Pierre & Miq. Gal.	19,021	38,900	110,284	18,743	2,357
	\$	92,750	209,024	553,641	15,632	211,716
	Germany.....Gal.			206	728,578	1,080,712
	\$			790	87,692	290
	Honduras.....Gal.	186	303	119	126,239	1,098
	\$	700	1,237	566	3,224	1,917
					12,568	7,748
Other potable spirits, n.o.p.—(Autres spiritueux potables, n.a.6.)	Total exports....Gal.	3,526	11,254	112	5,621	42,151
	\$	7,874	23,359	1,442	67,827	101,933
	United Kingdom Gal.	180		1		9,999
	\$	1,000	6			35,436
	United States....Gal.	20	74	105	5,491	389
	\$	234	990	1,406	67,127	4,992
FERMENTED—FERMENTÉES.						
Wines.—(Vins.)	Total exports....Gal.	2,409	2,177	1,974	15,797	13,610
	\$	7,238	5,407	5,569	62,271	34,164
	United Kingdom.Gal.	164			133	164
	\$	247			214	247
	United States....Gal.	2,235	2,053	1,974	14,971	12,919
	\$	6,961	5,221	5,500	60,965	33,030
Total Beverages, Alcoholic.—(Total, boissons alcooliques.)	Total exports....Gal.	1,846,128	2,211,290	2,342,125	13,423,738	11,499,166
	\$	6,858	47	11,981	57,058	67,797
	United States....Gal.	1,386,228	1,616,227	1,470,265	11,239,924	8,518,522
GUMS AND RESINS—GOMMES ET RÉSINES.						
Balsam.—(Baume.)	Total exports....Gal.	1,515	1,552	1,601	12,590	8,613
	\$	960		848	5,371	3,098
	United States....Gal.	315	469	358	3,594	2,117
OIL CAKE AND MEAL.						
TOURTEAUX ET FARINES OLÉAGINEUX.						
Oil cake.—(Tourteaux oléagineux.)	Total exports....Cwt.	48,376	45,166	34,797	235,887	251,969
	\$	113,387	109,314	87,344	567,966	608,239
	United Kingdom.Cwt.		1,120		12,320	1,120
	\$		3,180		29,000	3,180
	United States....Cwt.	43,100	40,000	23,505	133,132	207,715
	\$	101,312	96,217	59,468	309,135	499,858
	Barbados.....Cwt.	77	77	200	41,057	13,417
	\$	185	186	487	104,973	32,673

EXPORTATIONS de produits canadiens, etc.—*Suite.*

Articles et pays de destination.		Mois, 1919			Six mois terminés avec septembre	
		Juillet	Août	Septembre	1919	1918
Oil cake—Concluded—(Tourteaux oléagineux—fin.)	Trinidad & Tob. Cwt. \$			125	12,223	2,388
	Other Br. W. I. Cwt. \$			300	30,737	6,027
	United Kingdom Cwt. \$	1,209	826	853	8,317	5,853
	Netherlands Cwt. \$	2,469	2,040	2,135	22,640	14,922
	United States Cwt. \$	3,584	3,130	10,080	24,704	20,720
	\$	8,402	7,671	24,872	60,398	49,756
OILS, VEGETABLE, NOT FOOD.						
HUILES VÉGÉTALES, NON ALIMENTAIRES.						
Foots of cotton seed oil and other soap stock of cotton seed.—(Résidus d'huile de coton et autres gras à savon provenant de la graine de coton.)	Total exports Cwt. \$	3,663	1,869	1,845	15,351	17,368
	United Kingdom Cwt. \$	12,122	6,324	5,214	44,330	56,281
	United States Cwt. \$	3,663	1,800	1,845	15,351	17,368
	\$	12,122	6,324	5,214	44,330	56,281
Linseed and flaxseed oil.—(Huile de lin.)	Total exports Gal. \$	164	255	40	2,717	1,286
	United Kingdom Gal. \$	130	237	45	2,216	1,247
	United States Gal. \$				1,857	10
	\$				1,540	10
Oils, vegetable, n.o.p.—(Huiles végétales, n.a.é.)	Total exports Gal. \$	41	68	12	11,961	468
	United Kingdom Gal. \$	61	82	30	10,246	574
	United States Gal. \$				6,030	43
	\$				3,259	70
PLANTS, SHRUBS, TREES AND VINES.						
PLANTES, ABRISSEAUX, ARBRES ET CEPS.						
Cut flowers.—(Fleurs coupées.)	Total exports \$	3,172	2,150	3,881	40,136	31,263
	United Kingdom \$	45			122	45
	United States \$	3,124	1,973	3,881	39,779	30,821
Trees, shrubs and plants, n.o.p.—(Arbres, arbrisseaux et plantes, n.a.é.)	Total exports \$	347	110	283	24,996	19,254
	United Kingdom \$				326	172
	United States \$	314	60	63	18,125	11,279
RUBBER AND ITS PRODUCTS.						
CAOUTCHOUC ET SES PRODUITS.						
UNMANUFACTURED—NON OUVRÉ.						
Crude rubber.—(Caoutchouc à l'état naturel.)	Total exports Lb. \$					
	United Kingdom Lb. \$					
	United States Lb. \$					
Waste rubber.—(Déchets de caoutchouc.)	Total exports Cwt. \$	14,767	15,478	14,858	61,799	90,896
	United Kingdom Cwt. \$	22,922	26,476	26,411	111,808	169,860
	United States Cwt. \$	400	365			1,542
	\$	13,941	15,117	14,718	60,323	87,220
	\$	19,967	24,489	25,116	102,281	144,025
MANUFACTURED—OUVRÉ.						
Belting of rubber.—(Courroies en caoutchouc.)	Total exports Lb. \$	144,577	195,073	126,853	676,532	928,556
	United Kingdom Lb. \$	53,462	72,735	47,453	238,144	355,978
	United States Lb. \$	19,524	30,784	19,739	87,765	186,503
	Br. South Africa Lb. \$	6,532	10,886	8,267	30,513	63,586
	British India Lb. \$					26
	Straits Settlements Lb. \$					20
	Australia Lb. \$	2,436		7,280	25,516	14,971
	New Zealand Lb. \$	1,024		2,545	9,793	6,377
	Argentina Lb. \$	6,602	1,044	4,601	9,901	19,811
	Brazil Lb. \$	2,536	439	1,840	3,019	7,131
	Denmark Lb. \$	12,029	3,350	8,186	18,221	31,736
	Japan Lb. \$	4,858	1,337	3,068	8,194	12,985
	Other Lb. \$	1,599	1,910	1,922	58,204	18,964
	Other Lb. \$	675	953	989	18,730	8,973
	Other Lb. \$	8,549	17,068	4,321	55,936	82,019
	Other Lb. \$	3,948	9,192	2,611	24,905	43,999
	Other Lb. \$	67,995	67,213	34,679	183,717	262,878
	Other Lb. \$	23,228	23,199	12,362	61,142	92,062
	Other Lb. \$	4,672	7,498		64,458	47,343
	Other Lb. \$	1,641	2,781		28,544	16,981
Other Lb. \$	9,733	27,916	29,976	72,626	102,586	
Other Lb. \$	3,485	10,195	10,018	33,269	35,821	
Other Lb. \$		4,120		28,459	9,546	
Other Lb. \$		1,596		9,769	3,713	

Exports of Canadian Produce from Canada, etc.—Continued.

Articles and Countries to which Exported.		Months, 1929			Six Months ending September	
		July	August	September	1928	1929
RUBBER AND ITS PRODUCTS—Continued.						
CAOUTCHOUC ET SES PRODUITS—suite.						
MANUFACTURED—Continued.						
Ouvrés—suite.						
Canvas shoes with rubber soles.—(Souliers de toile avec semelles en caoutchouc.)	Total exports.... Pair	689,590	1,129,279	845,004	3,919,654	4,794,639
	\$	442,507	739,787	555,983	2,707,402	3,171,130
	United Kingdom Pair	89,805	25,470	21,293	639,304	1,022,113
	\$	60,292	16,089	16,710	477,192	704,893
	United States.... Pair	1	1	273	453	363
	\$	5	5	388	621	471
	Br. South Africa. Pair	38,879	51,618	33,361	131,302	283,118
	\$	19,709	28,999	19,794	85,096	155,908
	British India.... Pair	56,827	71,019	66,469	291,677	294,894
	\$	37,977	45,647	44,524	205,587	189,337
	British Guiana. Pair	4,961	8,822	6,768	43,690	26,988
	\$	3,846	7,050	5,588	38,342	21,990
	Barbados..... Pair	2,944	2,994	5,531	30,847	22,273
	\$	2,280	2,400	4,140	25,332	17,730
	Jamaica..... Pair	11,585	18,757	26,673	73,594	102,319
	\$	9,461	16,011	23,074	62,645	82,566
	Trinidad & Tob. Pair	11,306	15,613	13,890	73,192	84,484
	\$	10,109	14,257	11,766	66,577	74,838
	Other Br. W. Ind. Pair	2,145	5,274	9,588	28,761	24,164
	\$	2,100	5,035	8,889	24,569	22,358
	Australia..... Pair	5,412	17,244	7,779	46,124	38,031
	\$	5,217	17,932	7,268	47,349	37,288
	New Zealand.... Pair	168,850	333,801	88,667	514,435	704,270
	\$	116,152	244,879	66,879	392,564	511,911
	Argentina..... Pair	218,704	394,122	365,602	1,405,787	1,496,879
	\$	121,550	226,717	212,917	819,809	869,874
	Chile..... Pair	2,453	64,452	24,529	111,602	99,059
	\$	1,360	36,993	14,644	65,383	58,518
	Colombia..... Pair	8,832	14,615	42,630	62,198	83,747
	\$	6,416	10,231	29,286	42,425	58,612
	Denmark..... Pair	2,505	17	621	34,034	14,610
	\$	1,971	21	451	30,624	10,598
	France..... Pair	12,187	8,175	7,588	37,336	59,955
	\$	8,200	6,587	5,161	31,727	44,432
	Germany..... Pair	683	5,063	520	64,278	26,962
	\$	557	4,067	423	47,227	19,420
	Mexico..... Pair	148	200	5,475	28,684	7,072
	\$	121	221	4,072	20,391	5,272
	Dutch E. Indies. Pair	1,501	3,833	11,350	24,254	20,754
	\$	1,153	2,970	6,765	22,507	14,458
	Dutch W. Indies. Pair	3,223	9,815	12,371	21,043	37,546
	\$	2,636	8,067	8,878	15,019	28,742
	Uruguay..... Pair	20,590	41,639	38,980	100,161	152,426
	\$	13,325	23,492	23,808	66,838	99,995
Boots and shoes of rubber, n.o.p.—(Chausures en caoutchouc, n.a.6.)	Total exports... Pair	257,458	305,025	395,210	901,501	1,252,506
	\$	430,765	440,889	614,003	1,595,563	1,932,515
	United Kingdom. Pair	163,978	176,618	218,703	675,556	736,986
	\$	264,175	285,769	371,821	1,191,350	1,173,350
	United States.... Pair	25	4	20	155	49
	\$	27	39	28	591	94
	Br. South Africa. Pair	1,843	2,553	1,772	1,218	10,332
	\$	3,649	3,974	1,958	2,879	13,627
	Newfoundland... Pair	449	79,994	52,407	55,658	138,149
	\$	810	78,535	37,814	62,168	126,561
	Australia..... Pair	864	1,992	1,430	20,097	14,189
	\$	842	2,725	2,375	32,212	19,954
	New Zealand.... Pair	13,521	6,054	4,901	27,662	58,181
	\$	17,068	6,376	6,068	54,300	85,693
	Denmark..... Pair	66,687	18,016	90,452	90,905	211,683
	\$	124,847	32,446	148,774	195,137	371,167
	France..... Pair	1,836	5,209	4,064	6,599	13,997
	\$	4,608	9,774	10,027	19,599	31,970
	Italy..... Pair	2,938	3,493	3,040	3,673	14,131
	\$	8,987	4,854	7,595	9,143	35,088
Clothing (rubber), including waterproofed. (Vêtements en caoutchouc, y compris ceux imperméabilisés.)	Total exports.... \$	3,029	1,370	2,492	15,478	16,822
	United Kingdom. \$	314	290	675
	United States.... \$	386	139	242	873	1,340
Hose of rubber.—(Boyaux en caoutchouc.)	Total exports.... \$	23,248	28,484	35,210	129,150	142,274
	United Kingdom. \$	2,085	1,701	2,552	22,984	14,660
	United States.... \$	2,985	1,779	6,801	23,595	21,724
	Br. South Africa. \$	419	3,342	3,001	12,173	14,398
	New Zealand.... \$	10,978	16,241	12,266	39,161	48,184

EXPORTATIONS de produits canadiens, etc.—*Suite.*

Articles et pays de destination.	Mois, 1929			Six mois terminés avec septembre		
	Juillet	Août	Septembre	1928	1929	
Tires for bicycles—pneumatic tire casings and inner tubes.—(Bandages de bicyclettes—étuis et chambres à air.)	Total exports... No.	720	4,633	570	3,947	7,934
	\$	600	3,395	362	4,339	5,995
United Kingdom... No.			6			6
United States... No.			4			4
	\$			12		
	\$			15		
Tires—pneumatic tire casings, n.o.p.—(Bandages pneumatiques, n.a.é.)	Total exports... No.	171,039	153,758	118,370	730,969	876,743
	\$	1,585,371	1,507,237	1,163,983	7,662,684	8,240,891
United Kingdom... No.	\$	3,775	4,735	4,644	61,691	20,122
United States... No.	\$	35,201	54,003	40,585	701,731	268,411
Irish Free State... No.	\$	54	33	53	1,891	227
Br. East Africa... No.	\$	824	815	669	21,271	3,148
Br. South Africa... No.	\$	10	15	5	2,924	54
Br. West Africa... No.	\$	54	83	28	29,573	336
British India... No.	\$	959	3,580	1,434	5,981	7,934
Ceylon... No.	\$	21,209	48,028	19,872	78,640	126,328
Strs. Settlements... No.	\$	12,481	21,600	12,804	67,210	99,023
Barbados... No.	\$	100,555	192,518	111,997	645,257	797,078
Jamaica... No.	\$	40	133	90	892	409
Trinidad & Tob... No.	\$	630	2,482	1,081	16,840	7,147
Other Br. W. I... No.	\$	16,232	4,153	13,685	78,916	63,827
Iraq (Mesopot.)... No.	\$	136,369	30,688	157,016	749,932	587,445
Australia... No.	\$	455	434	1,669	5,590	4,586
Fiji... No.	\$	7,033	3,305	19,773	52,798	46,847
New Zealand... No.	\$	6,000	2,709	3,448	13,191	25,536
Argentina... No.	\$	30,650	15,311	21,246	98,305	170,122
Belgium... No.	\$	167	156	169	767	807
Brazil... No.	\$	1,477	1,615	1,539	7,387	9,180
Chile... No.	\$	1,199	1,416	1,756	7,892	7,155
China... No.	\$	11,232	13,483	18,765	86,565	72,054
Colombia... No.	\$	3,017	660	794	2,366	5,701
Czecho-Slovakia... No.	\$	30,620	7,150	10,087	33,429	63,687
Denmark... No.	\$	476	382	191	1,770	1,953
Egypt... No.	\$	4,195	3,092	1,242	17,659	16,466
France... No.	\$	50		212	285	305
Germany... No.	\$	475		2,157	5,618	3,569
Hayti... No.	\$	762	548	913	9,332	4,091
Italy... No.	\$	8,444	7,793	12,823	126,932	65,729
Japan... No.	\$	168	451	524	2,246	2,016
Morocco... No.	\$	1,617	4,327	4,989	23,113	19,254
Netherlands... No.	\$	20,234	19,382	18,066	97,986	111,314
Dutch E. Indies... No.	\$	192,099	192,980	172,324	1,084,713	1,099,871
Norway... No.	\$	16,756	23,940	15,920	53,085	100,433
Panama... No.	\$	133,372	171,379	90,191	472,156	664,507
Peru... No.	\$	11,203	8,653	2,351	12,445	31,139
French E. Indies... No.	\$	101,168	77,691	18,235	135,487	277,032
Germany... No.	\$	9,435	7,976	1,773	48,687	58,085
France... No.	\$	68,757	54,333	19,604	392,763	527,850
France... No.	\$	2,516	1,900	1,910	5,972	11,155
France... No.	\$	21,692	16,331	17,995	80,000	96,120
France... No.	\$	548	1,237	775	2,223	3,542
France... No.	\$	5,589	8,082	9,237	24,038	30,028
France... No.	\$	2,395	1,178	1,605	3,712	7,922
France... No.	\$	25,349	15,347	21,506	62,256	95,866
France... No.	\$	12	201	15	18,603	3,087
France... No.	\$	128	1,171	541	310,755	42,570
France... No.	\$	4,455	4,975	3,340	15,113	50,881
France... No.	\$	29,225	43,352	27,753	138,646	403,596
France... No.	\$	425	517	463	5,823	1,705
France... No.	\$	6,191	5,901	4,196	61,603	19,622
France... No.	\$	2,012	1,731	1,094	7,361	10,035
France... No.	\$	14,943	13,093	13,357	92,075	90,725
France... No.	\$				945	220
France... No.	\$				11,123	2,220
France... No.	\$	396	12		1,565	535
France... No.	\$	3,817	94		24,998	5,160
France... No.	\$	113	200	259	269	712
France... No.	\$	1,261	2,207	4,049	3,057	8,995
France... No.	\$	2,716	951	1,006	5,507	8,215
France... No.	\$	38,980	11,734	8,478	53,255	98,713
France... No.	\$	9,606	8,702	2,215	27,694	35,895
France... No.	\$	115,788	134,474	33,489	340,746	401,356
France... No.	\$	454	1,721	1,493	2,740	6,163
France... No.	\$	6,008	33,989	26,791	43,549	105,316
France... No.	\$	3,357	2,024	3,640	27,831	17,365
France... No.	\$	44,185	23,285	43,196	342,265	218,985
France... No.	\$	5,851	5,660	3,517	53,110	35,681
France... No.	\$	44,080	48,301	29,751	439,274	264,305
France... No.	\$	1,858	476	614	5,591	6,675
France... No.	\$	14,704	4,074	5,410	44,178	51,853
France... No.	\$	326	302	318	1,954	2,291
France... No.	\$	3,051	2,571	3,822	19,081	18,615
France... No.	\$	1,651	855	1,278	6,812	6,923
France... No.	\$	17,802	10,411	14,440	74,625	72,955

EXPORTS of Canadian Produce from Canada, etc.—Continued.

Articles and Countries to which Exported.		Months, 1929			Six Months ending September	
		July	August	September	1928	1929
RUBBER AND ITS PRODUCTS—Concluded.						
CAOUTCHOUC ET SES PRODUITS—fin.						
MANUFACTURED—Concluded.						
Ouvrés—fin.						
Tires—pneumatic tire casings, n.o.p.— Concluded.—(Bandages pneumatiques, n.s.é.—fin.)	Roumania.....No.	290	230	328	368	1,262
	\$	4,327	4,206	4,708	33,557	17,806
	No.	685	256	365	3,212	1,814
	\$	8,082	2,136	4,400	34,526	16,679
	No.	11,069	8,126	2,145	4,860	37,550
	\$	115,612	111,833	27,587	58,084	427,612
	No.		383	420	354	958
	\$		7,756	7,288	7,434	18,770
	No.	2,488	1,945	1,558	18,974	18,791
	\$	25,129	19,023	14,467	160,065	148,989
	No.	4,341	2,616	1,278	6,144	16,103
	\$	47,173	23,743	12,424	81,136	180,602
	No.	338	105	131	11,441	3,544
	\$	2,242	1,731	984	122,228	25,683
	No.	641	987	1,493	6,936	5,669
	\$	9,816	13,959	18,208	101,554	80,800
	Total exports.....No.	156,494	165,143	106,019	669,058	859,826
	\$	214,957	226,668	144,501	1,216,375	1,164,031
Tires—inner tubes, n.o.p.—(Chambres à air, n.s.é.)	United Kingdom.No.	1,579	1,414	1,540	32,096	8,967
	\$	2,513	2,268	2,988	63,783	18,775
	No.	11	6	4,070	51
	\$	37	8	5,379	115
	No.	2,133	4,029	1,881	8,904	11,329
	\$	4,420	9,167	3,458	17,794	22,984
	No.	15,011	21,799	11,020	61,776	92,679
	\$	19,855	27,837	13,214	100,539	113,359
	No.	18,025	18,542	5,040	101,089	62,111
	\$	20,489	22,010	7,467	173,863	75,038
	No.	7,962	6,634	779	15,472	26,825
	\$	9,113	7,407	1,007	28,174	29,961
	No.	894	1,003	1,528	6,907	6,327
	\$	1,292	1,568	2,097	11,785	9,136
	No.	35	240	5	2,694	516
	\$	72	384	9	7,801	867
	No.	19,662	15,901	11,121	63,738	94,709
	\$	30,191	24,064	15,965	119,835	146,986
	No.	17,064	25,734	20,536	52,244	125,820
	\$	19,639	26,027	17,033	85,257	121,861
	No.	4,765	4,921	1,659	9,009	17,087
	\$	6,609	7,782	1,776	16,743	24,532
	No.	13,406	13,598	12,964	48,638	81,163
	\$	15,046	16,198	18,184	77,800	106,249
	No.	2,321	1,838	2,157	5,901	13,670
	\$	2,863	2,272	2,870	12,767	17,146
	No.	3,289	612	1,738	4,969	9,609
	\$	4,595	1,174	3,044	12,431	15,400
	No.	201	22	14,896	3,558
	\$	293	70	43,688	11,281
	No.	1,332	2,051	1,667	17,742	40,185
	\$	1,743	2,329	2,387	33,854	43,531
	No.	2,152	1,917	304	3,126	8,122
	\$	3,464	4,253	303	6,102	13,274
	No.	6,706	8,106	2,395	27,123	36,124
	\$	12,853	16,623	5,067	55,673	72,098
	No.	3,285	3,300	2,571	23,792	19,241
	\$	6,282	5,591	4,754	48,170	32,591
	No.	7,432	7,789	7,109	47,244	52,014
	\$	8,949	8,893	9,048	72,504	59,058
	No.	2,856	711	191	7,749	8,405
	\$	2,844	802	212	13,821	10,922
	No.	2,501	2,495	701	694	30,549
	\$	4,856	5,296	1,260	1,510	19,088
	No.	3,273	2,311	1,510	25,538	28,341
	\$	3,985	3,782	2,139	42,491	9,704
	No.	1,886	1,083	1,438	4,366	14,984
	\$	4,018	1,612	2,479	9,334	6,113
	No.	8	95	72	14,739	8,931
	\$	23	169	206	23,472	10,140
	No.	789	2,246	1,954	7,941	18,095
	\$	1,451	4,110	3,268	17,618
	Total exports.....No.	355	386	477	6,183	3,273
	\$	9,308	12,271	12,746	189,867	99,825
	No.	417
	\$	6,994
	No.	4
	\$	46

EXPORTATIONS de produits canadiens, etc.—Suite.

Articles et pays de destination.		Mois, 1929			Six mois terminés avec septembre	
		Juillet	Août	Septembre	1928	1929
Tires—solid rubber—Concluded.—(Bandages pour véhicules en caoutchouc solide—fin.)	Br. India.....No.	29	13	124	496	474
	\$	644	254	3,815	15,566	12,126
	New Zealand.....No.	10	38	34	434	333
	\$	417	1,983	1,700	10,261	14,717
	Argentina.....No.	71	53	44	976	590
\$	2,277	2,150	1,498	38,632	18,489	
	\$	182	197	5	1,924	789
Japan.....No.	4,729	6,141	172	43,441	21,882	
All other manufactures of india-rubber, n.o.p.—(Tous autres articles en caoutchouc, n.a.é.)	Total exports.....\$	202,805	285,924	247,836	593,488	1,130,154
	United Kingdom.....\$	174,412	169,247	214,310	370,636	952,419
	United States.....\$	672	1,171	1,220	2,258	5,365
	Australia.....\$	2,286	2,228	2,257	14,628	14,007
	New Zealand.....\$	5,109	5,059	5,100	26,916	30,586
	Argentina.....\$	4,034	1,838	1,322	32,065	20,904
	Brazil.....\$	526	692	2,982	10,556	7,629
Netherlands.....\$	2,455	2,345	1,276	18,828	12,025	
Total Rubber and its Products.—(Total caoutchouc et ses produits.)	Total exports.....\$	2,987,014	3,265,236	2,859,376	14,484,300	16,429,575
	United Kingdom.....\$	545,889	539,903	657,237	2,865,473	3,197,975
	United States.....\$	24,903	28,445	34,551	156,932	176,302
SEEDS—GRAINES.						
Clover seed, alfalfa.—(Graine de trèfle, luzerne.)	Total exports..Bush.				893	59
	\$				12,128	1,260
	U. Kingdom...Bush					
\$				891	59	
United States..Bush				12,097	1,260	
Clover seed, alsike.—(Graine de trèfle hybride.)	Total exports..Bush.	545	2,091	8,543	35,766	22,214
	\$	1,010	11,833	74,294	305,091	227,470
	U. Kingdom...Bush	125	682	3,259	8,366	5,109
	\$	260	3,971	30,265	57,872	42,234
	United States..Bush		591	4,752	19,421	13,673
	\$		5,888	37,999	189,468	160,943
	New Zealand..Bush			532	1,548	1,508
	\$			5,970	18,274	20,155
	Denmark.....Bush					
	\$	420	631		1,727	1,051
France.....Bush	750	1,073		5,710	1,823	
\$		112		5,701	405	
Germany.....Bush		510		33,767	1,085	
Clover seed, red.—(Graine de trèfle rouge.)	Total exports..Bush.				853	179
	\$				1,736	1,934
	U. Kingdom...Bush				220	
\$				851		
United States..Bush					175	
\$					1,890	
Clover seed, other.—(Autres graines de trèfle.)	Total exports..Bush.		1,488	364	23,270	9,711
	\$		2,295	3,290	64,262	33,826
	U. Kingdom...Bush				1,831	295
	\$				4,682	627
United States..Bush		1,329	364	21,428	9,158	
\$		1,800	3,280	59,446	32,322	
Flax seed for sowing.—(Graine de lin de semence.)	Total exports..Bush.				14	123
	\$				54	254
	U. Kingdom...Bush					
\$				4	123	
United States..Bush				39	254	
Flax seed, n.o.p.—(Graine de lin, n.a.é.)	Total exports..Bush.	89	1,907		2,383,186	554,229
	\$	201	2,133		4,499,473	1,126,976
	U. Kingdom...Bush					
	\$	89	1,907		2,383,186	554,229
United States..Bush		201	2,133		4,499,473	1,126,976
Grass seed.—(Graine de gazon.)	Total exports..Bush.	440	238	960	31,287	9,985
	\$	770	326	4,120	61,761	29,286
	U. Kingdom...Bush				1,204	
	\$				2,530	
United States..Bush	440	228	960	29,465	9,037	
\$	770	326	4,120	49,255	26,117	

EXPORTS of Canadian Produce from Canada, etc.—Continued.

Articles and Countries to which Exported.		Months, 1929			Six Months ending September	
		July	August	September	1928	1929
SEEDS—Concluded.—GRAINES—fin.						
All other seeds, n.o.p.—(Toutes autres graines de semence.)	Total exports.... \$	118	5,376	2,449	11,690	12,689
	United Kingdom. \$		861	5	658	1,689
	United States..... \$	112	4,515	445	4,397	5,915
Total Seeds.—(Total, graines.)	Total exports.... \$	2,099	21,963	84,053	4,356,195	1,433,715
	United Kingdom. \$	260	4,832	30,270	66,593	44,550
	United States..... \$	1,083	14,662	45,814	4,814,175	1,355,677
TOBACCO—TABAC.						
Unmanufactured tobacco.—(Tabac, non préparé.)	Total exports.... Lb.	219,612	213,343	218,018	2,887,815	2,956,326
	\$	39,633	21,455	22,619	906,729	604,315
	United Kingdom. Lb.	127,430	150,428	140,240	2,872,005	100,191
	\$	24,395	16,791	15,667	896,250	542,055
	United States..... Lb.	170	416	105	2,990	1,391
	\$	64	163	49	1,129	522
Belgium..... Lb.	60,790	59,439	15,317	22,820	618,049	
\$	4,700	3,977	1,451	3,350	44,200	
Cigars.—(Cigares.)	Total exports.... Lb.	61	41		488	311
	\$	294	147		1,935	1,148
	United Kingdom. Lb.				100	20
	\$				492	45
United States..... Lb.				5		
\$				20		
Cigarettes.—(Cigarettes.)	Total exports.... Lb.	18	21		211	200
	\$	18	19		248	274
	United Kingdom. Lb.				1	
	\$				5	
United States..... Lb.				1		
\$				3		
Plug and twist (tobacco).—(Tabac en tablettes et en torquettes.)	Total exports.... Lb.	920	1,028	400	4,288	4,337
	\$	596	582	268	2,573	2,409
	United Kingdom. Lb.				36	
	\$				27	
United States..... Lb.					33	
\$					27	
Tobacco stems and cuttings.—(Nervures et rognures de tabac.)	Total exports.... Cwt.	802			2,685	1,787
	\$	802			5,736	2,255
	United Kingdom. Cwt.					
	\$					
United States.... Cwt.	802			2,685	1,787	
\$	802			5,736	2,255	
All other tobacco, n.o.p.—(Tout autre tabac, n.s.é.)	Total exports.... Lb.	3,578	1,268	443	89,854	10,556
	\$	2,515	1,316	496	21,698	9,644
	United Kingdom. Lb.				153	55
	\$				168	74
	United States..... Lb.	741	546	80	1,882	3,708
	\$	1,272	715	378	2,431	5,491
China..... Lb.				72,144		
\$				14,496		
Total Tobacco.—(Total, tabac.)	Total exports.... \$	34,760	23,419	23,723	932,949	622,045
	United Kingdom. \$	24,395	16,791	15,667	896,942	542,174
	United States..... \$	2,138	878	427	9,319	8,205
OTHER VEGETABLE PRODUCTS, N.O.P. AUTRES SUBSTANCES VÉGÉTALES, N.A.É.						
Fodders, other, n.o.p.—(Autre provende animale, n.s.é.)	Total exports.... \$	127,927	94,988	83,977	596,976	715,236
	United Kingdom. \$	19,264	7,889	4,264	115,205	148,745
	United States..... \$	82,111	55,952	62,555	403,877	448,245
	Newfoundland.... \$	2,390	6,660	4,130	22,824	4,098
	Germany..... \$	14,332	11,879	5,809	24,020	40,620
	Netherlands..... \$	4,419	3,015	4,745	18,756	20,313
Hay.—(Foin.)	Total exports.... Ton	11,890	12,067	16,756	68,629	68,631
	\$	143,190	147,318	214,568	622,713	838,050
	United Kingdom. Ton	8,505	10,349	14,530	32,416	49,552
	\$	106,350	129,169	191,769	322,477	630,528
	United States..... Ton	1,809	920	1,028	30,789	11,274
	\$	16,469	8,060	8,719	236,591	104,326
Bermuda..... Ton	313	124	271	1,201	1,449	
\$	4,592	1,886	4,026	14,327	20,931	

EXPORTATIONS de produits canadiens, etc.—*Suite.*

Articles et pays de destination.		Mois, 1929			Six mois terminés avec septembre	
		Juillet	Août	Septembre	1928	1929
Hay—Concluded... (Foin—fin.)	Newfoundland... Ton	443	276	277	2,310	2,757
	\$	6,748	4,072	3,921	25,005	38,052
	Cuba..... Ton	591	358	462	769	2,771
	\$	5,916	3,589	3,730	6,715	32,374
Potato starch.—(Fécule de pommes de terre.)	Total exports.... Lb.				1,500	3,000
	\$				135	276
	United Kingdom. Lb.					
	United States.... Lb.					500
	\$					31
Roots, herbs, barks, flowers, etc., for medicinal use, n.o.p.—(Racines, herbes, écorces, fleurs, etc., pour usage médical, n.a.é.)	Total exports.... \$	2,587	5,869	4,525	42,491	20,403
	United Kingdom. \$		2,870		5,518	2,870
	United States.... \$	2,251	2,999	4,825	26,318	16,275
Sea grasses and sea plants.—(Herbes et plantes marines.)	Total exports.... \$	4,956	9,547	9,448	27,414	37,629
	United Kingdom. \$					
	United States.... \$	2,892	8,364	9,248	17,470	29,521
	Hong Kong..... \$	2,064	883	200	9,887	7,808
Senega root.—(Racine de sénéga.)	Total exports.... Lb.	52,834	173,714	259,744	215,133	529,790
	\$	48,656	163,775	226,693	351,155	490,710
	United Kingdom. Lb.	325	58,905	107,770	41,069	167,014
	\$	217	54,146	92,910	45,074	147,285
	United States.... Lb.	47,387	88,955	137,929	157,276	311,870
	\$	43,772	87,090	121,565	165,047	297,917
	Germany..... Lb.		9,864	5,085	38,966	16,076
	\$		8,213	4,092	43,493	13,568
Japan..... Lb.		5,600	8,969	53,127	18,153	
	\$		4,760	7,526	68,967	16,897
Straw.—(Paille.)	Total exports.... Ton	794	594	527	6,608	3,930
	\$	4,783	3,201	3,506	35,221	22,903
	United Kingdom. Ton				3	
	\$				26	
United States.... Ton	745	553	524	6,547	3,805	
\$	4,311	2,864	3,471	34,600	21,728	
Turpentine.—(Térébenthine.)	Total exports.... Gal.	402	98	203	2,630	2,028
	\$	240	78	176	2,236	1,633
	United Kingdom. Gal.					
	\$				313	440
United States.... Gal.				184	264	
	\$					
Other vegetable products, other than food, n.o.p.—(Autres substances végétales, non alimentaires, n.a.é.)	Total exports.... \$	7,086	14,705	9,141	45,165	57,792
	United Kingdom. \$		6,175		10,724	7,249
	United States.... \$	7,061	8,022	9,032	30,749	47,558
Total Agricultural and Vegetable Products—B. Other than Food.—(Total, produits agricoles et substances végétales—B. Non alimentaires.)	Total exports.... \$	5,340,290	6,081,068	5,951,009	36,225,188	32,885,604
	United Kingdom. \$	704,038	765,062	1,005,081	4,420,836	4,795,668
	United States.... \$	1,690,416	1,938,607	1,848,467	17,554,957	11,624,377
Recapitulation—Agricultural and Vegetable Products (Except Chemicals, Fibres and Wood).—(Récapitulation—Produits agricoles et substances végétales (Excepté produits chimiques, textiles et bois).)	Total exports.... \$	36,094,108	27,241,776	22,135,922	291,124,155	194,456,304
	United Kingdom. \$	13,222,385	12,765,452	11,983,230	148,948,319	89,461,735
	United States.... \$	3,263,637	3,637,903	3,113,997	28,467,362	21,184,888
ANIMALS AND ANIMAL PRODUCTS.						
(Except Chemicals and Fibres)						
ANIMAUX ET LEURS PRODUITS.						
(à l'exception des produits chimiques et des textiles.)						
ANIMALS, LIVING—ANIMAUX VIVANTS.						
FOR EXHIBITION—POUR EXPOSITION.						
Animals for exhibition purposes.—(Animaux pour fins d'exposition.)	Total exports.... \$	16,895	28,828	97,732	196,461	175,649
	United Kingdom. \$				7,050	
	United States.... \$	16,895	28,828	97,732	189,411	175,649

EXPORTS of Canadian Produce from Canada, etc.—Continued.

Articles and Countries to which Exported.	Months, 1929			Six Months ending September		
	July	August	September	1928	1929	
ANIMALS, LIVING—Concluded.						
ANIMAUX VIVANTS—fin.						
FOR IMPROVEMENT OF STOCK.						
POUR L'AMÉLIORATION DE LA RACE.						
Cattle for improvement of stock—(Bêtes à cornes pour l'amélioration de la race.)	Total exports....	No. 325	366	362	1,595	2,384
	\$	49,488	84,073	81,632	298,868	442,503
	United Kingdom....	No.
	\$
	United States....	No. 305	365	357	1,528	2,357
	\$	44,784	83,873	80,082	287,368	433,509
Poultry for improvement of stock—(Volailles pour l'amélioration de la race.)	Total exports....	No. 240	848	742	3,961	2,711
	\$	1,027	3,185	2,908	11,861	9,947
	United Kingdom....	No.
	\$
	United States....	No. 240	775	645	3,554	2,354
	\$	1,027	2,842	1,983	10,649	8,316
Sheep for improvement of stock—(Moutons pour l'amélioration de la race.)	Total exports....	No. 211	595	172	1,495	1,293
	\$	6,800	20,016	7,075	50,495	46,195
	United Kingdom....	No.
	\$
	United States....	No. 201	595	172	1,495	1,283
	\$	6,800	20,016	7,075	50,495	46,075
Swine for improvement of stock—(Pores pour l'amélioration de la race.)	Total exports....	No. 4	2	1	37	25
	\$	130	40	50	1,172	1,420
	United Kingdom....	No.
	\$
	United States....	No. 3	1	1	26	20
	\$	80	15	50	752	1,195
OTHER ANIMALS, LIVING.						
AUTRES ANIMAUX VIVANTS.						
Cattle for dairy purposes, n.o.p.—(Animaux pour troupeaux laitiers, n.a.é.)	Total exports....	No. 3,069	3,131	3,024	11,862	14,818
	\$	309,229	250,363	297,937	1,115,184	1,399,545
	United Kingdom....	No.
	\$
	United States....	No. 3,063	3,131	3,023	11,862	14,767
	\$	308,780	250,363	297,847	1,115,184	1,392,216
Cattle, one year old or less, n.o.p.—(Bêtes à cornes d'un an ou de moins d'un an, n.a.é.)	Total exports....	No. 15,561	10,433	8,394	51,755	65,759
	\$	363,007	254,839	220,516	1,255,561	1,517,903
	United Kingdom....	No.
	\$
	United States....	No. 15,474	10,405	8,313	51,503	65,416
	\$	362,190	254,546	219,743	1,252,849	1,514,588
Cattle, over one year old, n.o.p.—(Bêtes à cornes de plus d'un an, n.a.é.)	Total exports....	No. 7,506	18,340	17,790	80,583	63,962
	\$	468,448	1,090,370	1,152,250	5,851,218	4,587,170
	United Kingdom....	No.
	\$
	United States....	No. 7,109	17,973	17,484	61,770	67,219
	\$	445,712	1,067,366	1,136,354	5,686,912	4,476,265
	Newfoundland....	No. 274	340	178	1,464	1,471
	\$	18,115	21,442	10,172	80,654	94,043
	St. Pierre & Miq....	No. 63	27	117	276	264
	\$	4,621	1,562	5,724	15,882	16,422
Horses, n.o.p.—(Chevaux, n.a.é.)	Total exports....	No. 43	62	132	447	367
	\$	9,338	10,200	19,854	82,564	61,019
	United Kingdom....	No.
	\$
	United States....	No. 24	52	83	310	242
	\$	7,243	8,880	11,865	58,974	43,525
	Newfoundland....	No. 18	2	49	110	114
	\$	2,045	120	7,980	16,965	15,984
Poultry, n.o.p.—(Volailles, n.a.é.)	Total exports....	No. 67,621	62,201	71,722	253,516	283,530
	\$	39,875	43,501	55,794	165,522	188,790
	United Kingdom....	No.
	\$
	United States....	No. 67,562	62,083	71,254	252,179	282,717
	\$	39,765	43,334	55,372	163,948	187,878

EXPORTATIONS de produits canadiens, etc.—*Suite.*

Articles et pays de destination.		Mois, 1929			Six mois terminés avec septembre	
		Juillet	Août	Septembre	1928	1929
Sheep, n.o.p.—(Moutons, n.a.é.)	Total exports ... No. \$	178 1,872	227 3,272	933 7,796	2,673 33,324	3,297 35,493
	United Kingdom... No. \$					
	United States... No. \$	60	2,219	5,503	29,181	28,185
Swine, n.o.p.—(Porcs, n.a.é.)	Total exports ... No. \$	881 18,816	939 21,929	324 5,026	8,266 119,634	2,134 54,132
	United Kingdom... No. \$					
	United States... No. \$	683 15,471	774 20,559	108 2,737	5,092 94,999	1,401 39,487
Foxes, n.o.p.—(Renards, n.a.é.)	Total exports ... No. \$		11 1,850	24 2,500	11 1,070	45 7,959
	United Kingdom... No. \$					6
	United States... No. \$		11	24	11	1,200
	Belgium... No. \$		1,850	2,500	1,070	35
	France... No. \$					4,350
	Germany... No. \$					
	Norway... No. \$					
	Sweden... No. \$					
All other animals, n.o.p.—(Tous autres animaux, n.a.é.)	Total exports ... \$	6,932	6,397	15,340	41,134	66,414
	United Kingdom... \$		50	25	195	3,624
	United States... \$	6,682	6,027	6,475	39,236	41,135
Total Animals, Living.—(Total, animaux vivants.)	Total exports ... \$	1,291,857	1,818,723	1,966,329	9,214,468	8,594,639
	United Kingdom... \$		950	290	69,240	6,089
	United States... \$	1,255,369	1,790,718	1,925,318	8,981,028	8,392,373
BONES, HORNS, ETC.—OS, CORNES, ETC.						
Bones, crude.—(Os, bruts.)	Total exports ... Cwt. \$	2,225 4,164	594 1,440	2,413 6,295	14,319 34,240	13,073 27,678
	United Kingdom... Cwt. \$					
	United States... Cwt. \$	2,225 4,164	594 1,440	2,316 5,963	13,640 32,277	12,976 27,346
Bone dust and meal.—(Poussière d'os et os broyés.)	Total exports ... Cwt. \$		20 67		20 82	20 67
	United Kingdom... Cwt. \$					
	United States... Cwt. \$					
Horns and hoofs.—(Cornes et sabots.)	Total exports ... \$	1,337	989	798	4,754	5,549
	United Kingdom... \$					
	United States... \$	1,337	989	433	3,749	5,144
Total Bones, Horns, etc.—(Total, os, cornes, etc.)	Total exports ... \$	5,501	2,487	7,093	39,076	33,254
	United Kingdom... \$					
	United States... \$	5,501	2,420	6,396	38,026	32,490
FISHERY PRODUCTS, N.O.P. PRODUITS DES PÊCHERIES, N.A.É.						
FISH, FRESH AND FROZEN. POISSON FRAIS ET CONGELÉ.						
Clams, fresh.—(Clovisées, fraîches.)	Total exports ... Cwt. \$	1,437 3,408	3,553 6,491	2,434 5,936	9,527 19,008	9,533 21,064
	United Kingdom... Cwt. \$					
	United States... Cwt. \$	1,437 3,408	3,553 6,491	2,433 5,030	9,527 19,008	9,532 20,998
Codfish, fresh and frozen.—(Morue, fraîche et congelée.)	Total exports ... Cwt. \$	394 5,139	527 5,268	1,567 14,864	4,094 29,968	4,291 39,136
	United Kingdom... Cwt. \$					
	United States... Cwt. \$	392 5,103	478 4,820	1,567 14,864	4,035 29,403	4,190 38,258

EXPORTS of Canadian Produce from Canada, etc.—Continued.

Articles and Countries to which Exported.	Months, 1929			Six Months ending September		
	July	August	September	1928	1929	
FISHERY PRODUCTS, N.O.P.—Continued.						
PRODUITS DES PÊCHERIES, N.A.É.—suite.						
FISH, FRESH AND FROZEN—Concluded.						
POISSON, FRAIS ET CONGELÉ—fin.						
Eels, fresh and frozen.—(Anguille, fraîche et congelée.)	Total exports... Cwt.	393	592	880	1,879	2,244
	\$	3,617	5,000	10,475	17,516	22,811
	United Kingdom. Cwt.					
	\$					
	United States... Cwt.	393	352	222	1,565	1,456
	\$	3,617	3,270	2,021	13,382	12,627
	Germany..... Cwt.		150	658	314	808
	\$		1,730	8,454	4,134	10,184
Haddock, fresh and frozen.—(Eglofin, frais et congelé.)	Total exports... Cwt.	713	409	41	2,159	2,015
	\$	861	486	171	14,586	9,495
	United Kingdom. Cwt.					
	\$					
	United States... Cwt.	713	409	41	2,159	2,015
	\$	861	486	171	14,586	9,495
Halibut, fresh and frozen.—(Flétan, frais et congelé.)	Total exports... Cwt.	5,499	6,160	3,704	32,796	31,776
	\$	75,203	82,052	51,975	377,213	417,625
	United Kingdom. Cwt.				499	
	\$				5,000	
	United States... Cwt.	5,492	6,120	3,704	32,150	31,676
	\$	75,124	81,632	51,975	370,619	416,351
Herrings, lake, fresh and frozen.—(Hareng des lacs, frais et congelé.)	Total exports... Cwt.	1,256	2,523	2,825	9,884	7,437
	\$	12,534	37,552	45,124	176,734	101,986
	United Kingdom. Cwt.					
	\$					
	United States... Cwt.	1,256	2,523	2,825	9,884	7,437
	\$	12,534	37,552	45,124	176,734	101,986
Herrings, sea, fresh and frozen.—(Hareng de mer, frais et congelé.)	Total exports... Cwt.	8,965	49,044	90,906	287,824	177,253
	\$	6,585	26,515	49,475	183,323	111,298
	United Kingdom. Cwt.					
	\$					
	United States... Cwt.	8,960	49,030	90,892	287,636	177,201
	\$	6,585	26,485	49,403	182,031	110,963
Salmon trout or lake trout, fresh and frozen.—(Truite saumonée ou truite de lac, fraîche et congelée.)	Total exports... Cwt.	5,786	7,986	6,942	26,587	25,835
	\$	65,016	99,874	77,572	321,046	306,529
	United Kingdom. Cwt.					
	\$					
	United States... Cwt.	5,786	7,986	6,942	26,587	25,835
	\$	65,016	99,874	77,572	321,046	306,529
Lobster, fresh.—(Homard, frais.)	Total exports... Cwt.	10,837	2,445	7,375	40,817	66,519
	\$	298,956	83,617	244,139	1,200,357	1,831,460
	United Kingdom. Cwt.					
	\$					
	United States... Cwt.	10,837	2,445	7,375	40,817	66,519
	\$	298,956	83,617	244,139	1,200,357	1,831,460
Mackerel, fresh and frozen.—(Maquereau, frais et congelé.)	Total exports... Cwt.	532	605	240	2,105	3,245
	\$	1,864	3,387	2,503	12,102	15,509
	United Kingdom. Cwt.					
	\$					
	United States... Cwt.	532	605	240	2,105	3,245
	\$	1,864	3,387	2,503	12,102	15,509
Oysters, fresh.—(Huitres, fraîches.)	Total exports... Cwt.	354	283	208	944	2,774
	\$	2,941	2,585	2,096	7,026	28,671
	United Kingdom. Cwt.					
	\$					
	United States... Cwt.	354	283	208	937	2,709
	\$	2,941	2,565	2,096	6,952	28,406
Pollock, hake and cusk, fresh and frozen.—(Merlan, merluche et lingue, frais et congelés.)	Total exports... Cwt.			1	187	9
	\$			4	419	32
	United Kingdom. Cwt.					
	\$					
	United States... Cwt.			1	187	9
	\$			4	419	32

EXPORTATIONS de produits canadiens, etc.—*Suite.*

Articles et pays de destination.	Mois, 1929			Six mois terminés avec septembre		
	Juillet	Août	Septembre	1928	1929	
Salmon, fresh and frozen.—(Saumon, frais et congelé.)	Total exports...Cwt.	19,498	16,870	6,258	43,297	47,764
	\$	398,732	184,674	85,141	684,800	876,370
	United Kingdom.Cwt.	7,789	4,754	821	7,574	14,857
	\$	202,975	104,735	23,668	166,314	356,872
	United States...Cwt.	10,953	5,643	4,758	33,440	30,253
\$	180,032	70,414	51,516	477,284	474,388	
France.....Cwt.	163	114	604	1,560	1,082	
\$	4,834	1,827	8,732	32,840	18,311	
Germany.....Cwt.	378	80	50	315	865	
\$	6,308	1,080	783	3,583	13,091	
Shell fish, other, fresh.—(Autres mollusques et crustacés, frais.)	Total exports...Cwt.	184	150	181	2,329	1,385
	\$	792	639	1,064	31,111	18,410
	United Kingdom.Cwt.					
	United States...Cwt.	184	150	181	2,329	1,385
\$	792	639	1,064	31,111	18,410	
Smolts, fresh and frozen.—(Eporlan, frais et congelé.)	Total exports...Cwt.	19	29	801	1,009	879
	\$	421	326	9,152	11,608	10,278
	United Kingdom.Cwt.					
	United States...Cwt.	19	29	801	1,000	874
\$	421	326	9,152	11,361	10,211	
Sturgeon, fresh and frozen.—(Esturgeon, frais et congelé.)	Total exports...Cwt.	321	233	115	1,361	1,077
	\$	10,057	4,767	3,441	47,765	34,345
	United Kingdom.Cwt.					
	United States...Cwt.	321	233	115	1,361	1,077
\$	10,057	4,767	3,441	47,765	34,345	
Swordfish, fresh and frozen.—(Espadon, frais et congelé.)	Total exports...Cwt.	5	1,910	3,933	5,631	5,848
	\$	60	24,962	56,429	82,819	75,451
	United Kingdom.Cwt.					
	United States...Cwt.	5	1,910	3,933	5,293	5,848
\$	60	24,962	50,429	79,435	75,451	
Tullibee, fresh and frozen.—(Tullipi, frais et congelé.)	Total exports...Cwt.	1,131	1,394	3,642	10,299	9,013
	\$	10,165	12,099	32,107	66,713	77,811
	United Kingdom.Cwt.					
	United States...Cwt.	1,131	1,394	3,642	10,299	9,012
\$	10,165	12,099	32,107	66,713	77,811	
White fish, fresh and frozen.—(Poisson blanc, frais et congelé.)	Total exports...Cwt.	11,680	12,219	10,512	49,007	49,856
	\$	128,201	145,541	138,620	625,126	678,593
	United Kingdom.Cwt.					
	United States...Cwt.	11,680	12,219	10,512	49,007	49,856
\$	128,201	145,541	138,620	625,126	678,593	
Other fresh water fish, fresh and frozen.—(Autre poisson d'eau douce, frais et congelé.)	Total exports...Cwt.	21,908	29,332	25,723	121,095	125,333
	\$	189,294	193,743	254,923	1,018,574	1,101,362
	United Kingdom.Cwt.					
	United States...Cwt.	21,908	22,332	25,723	124,000	125,333
\$	189,294	193,743	254,923	1,018,492	1,101,362	
Other sea fish, fresh and frozen.—(Autre poisson de mer, frais et congelé.)	Total exports...Cwt.	339	891	330	3,478	2,905
	\$	5,149	6,937	4,270	32,713	32,330
	United Kingdom.Cwt.					1
	United States...Cwt.	339	888	330	3,468	2,890
\$	5,149	6,913	4,270	32,655	32,034	
Total Fish, Fresh and Frozen.—(Total, poisson frais et congelé.)	Total exports.... \$	1,218,934	925,895	1,082,581	4,990,527	5,810,496
	United Kingdom. \$	202,975	104,735	23,668	171,314	350,879
	United States.... \$	1,000,100	809,583	1,040,426	4,766,681	5,395,219
FISH, DRIED, SALTED, SMOKED OR PICKLED. POISSON, SÉCHÉ, SALÉ, FUMÉ OU MARINÉ.						
Alewives, salted.—(Gasparot, salé.)	Total exports...Cwt.	3,427	2,066	2,317	14,022	14,413
	\$	11,932	6,443	7,619	37,788	46,415
	United Kingdom.Cwt.					
	United States...Cwt.	900	893	440	5,153	4,718
	\$	2,365	2,335	1,155	13,652	13,361
	Jamaica.....Cwt.	1,256	672	1,670	4,032	6,103
\$	4,529	2,463	5,689	12,871	21,690	
Hayti.....Cwt.	420	220		3,008	1,375	
\$	1,000	522		6,647	3,020	

EXPORTS of Canadian Produce from Canada, etc.—Continued.

Articles and Countries to which Exported.	Months, 1929			Six Months ending September		
	July	August	September	1928	1929	
FISHERY PRODUCTS, N.O.P.—Continued.						
PRODUITS DES PÊCHERIES, N.A.É.—suite.						
FISH, DRIED, SALTED, SMOKED OR PICKLED)						
—Continued.						
POISSON, SÉCHÉ, SALÉ, FUMÉ OU MARINÉ						
—suite.						
Codfish, dried.—(Morue, sèche.)	Total exports... Cwt.	39,064	48,819	42,557	249,393	230,351
	\$	345,063	425,598	378,817	2,055,157	2,045,403
	United Kingdom... Cwt.				8,062	627
	\$				65,620	6,647
	United States... Cwt.	4,043	4,373	10,810	38,047	28,358
	\$	33,155	38,578	103,272	313,956	253,913
	Bermuda... Cwt.	317	270	199	1,321	1,625
	\$	2,674	2,470	1,772	10,131	14,730
	British Guiana... Cwt.	348	155	139	1,393	1,163
	\$	3,547	1,411	1,355	12,002	11,633
	Barbados... Cwt.	1,114	1,452	1,038	1,525	4,953
	\$	10,184	11,651	6,359	12,254	40,867
	Jamaica... Cwt.	6,111	8,966	7,217	21,103	37,579
	\$	71,168	66,005	64,632	168,320	342,256
	Trinidad & Tob. Cwt.	3,558	2,821	2,374	20,824	17,804
	\$	30,391	22,489	19,442	156,787	151,903
	Other Br. W. I. Cwt.	595	608	514	2,451	2,600
	\$	5,284	6,252	5,000	20,807	23,698
	Newfoundland... Cwt.		800			10,800
	\$		5,600			70,600
	Brazil... Cwt.			30	6,882	2,251
	\$			249	64,605	17,600
	Costa Rica... Cwt.	350	170	270	4,474	1,545
	\$	3,632	1,532	1,593	12,790	14,111
	Cuba... Cwt.	4,939	5,511	5,795	50,247	35,900
	\$	45,827	48,757	50,380	450,642	347,905
	Huyti... Cwt.	339	151	640	2,130	2,359
	\$	2,415	1,052	4,542	13,211	17,703
	Italy... Cwt.	2,090	15,050	5,328	32,767	24,603
	\$	18,722	143,408	51,356	288,795	231,537
	Panama... Cwt.	518	328	313	6,718	3,062
	\$	4,955	2,826	2,518	49,914	27,502
	Portugal... Cwt.	663	672	968	4,335	7,086
	\$	6,155	5,376	9,014	31,775	66,447
	Spain... Cwt.	985	336		1,182	1,366
	\$	10,048	2,688		13,365	13,204
	Porto Rico... Cwt.	11,918	6,974	6,420	47,433	41,255
	\$	95,365	64,690	53,284	303,726	381,058
Codfish, green salted (pickled).—(Morue salée verte (marinée).)	Total exports... Cwt.	852	6,021	17,980	39,209	26,345
	\$	3,578	26,195	86,224	181,627	121,170
	United Kingdom... Cwt.					
	\$					
	United States... Cwt.	852	6,014	17,980	39,209	26,335
	\$	3,578	26,115	86,224	181,627	121,120
Codfish, smoked.—(Morue, fumée.)	Total exports... Cwt.	515	29	915	5,513	2,914
	\$	6,600	385	11,421	67,656	35,574
	United Kingdom... Cwt.					
	\$					
	United States... Cwt.	485		915	5,377	2,850
	\$	6,070	5	11,421	65,448	34,589
Haddock, dried.—(Eglofin, sec.)	Total exports... Cwt.	5,377	1,625	3,952	15,178	15,424
	\$	38,838	10,094	24,932	91,744	106,502
	United Kingdom... Cwt.	35				25
	\$	352				352
	United States... Cwt.	330	174	1,303	5,873	3,210
	\$	1,804	809	7,142	31,253	18,425
	Cuba... Cwt.	349	265	189	1,520	1,430
	\$	2,807	1,710	1,246	9,903	10,867
	Dutch Guiana... Cwt.	501	290	214	985	1,591
	\$	3,764	2,206	1,617	6,061	12,055
	San Domingo... Cwt.	604	207	954	3,614	3,252
	\$	4,284	1,135	5,480	21,984	21,557
	Porto Rico... Cwt.	659	371	441	901	1,489
	\$	3,875	2,034	3,210	5,121	9,271
Haddock, smoked.—(Eglofin, fumé.)	Total exports... Cwt.	590	453	1,089	2,324	2,596
	\$	6,036	4,198	8,161	20,456	23,622
	United Kingdom... Cwt.					
	\$					
	United States... Cwt.	590	435	1,075	2,154	2,374
	\$	5,679	4,026	7,989	18,278	21,028

EXPORTATIONS de produits canadiens, etc.—*Suite.*

Articles et pays de destination.	Mois, 1929			Six mois terminés avec septembre		
	Juillet	Août	Septembre	1928	1929	
Herrings, sea, dry salted.—(Hareng de mer, séché à sec.)	Total exports... Cwt.			2,800	1,300	
	\$			7,000	2,085	
	United Kingdom... Cwt.					
	\$					
	United States... Cwt.					
	\$					
	Hong Kong... Cwt.				2,800	1,300
\$				7,000	2,085	
China... Cwt.						
\$						
Japan... Cwt.						
\$						
Korea... Cwt.						
\$						
Herrings, sea, pickled.—(Hareng de mer, mariné.)	Total exports... Cwt.	1,122	1,406	4,369	22,977	14,421
	\$	3,994	5,087	16,290	51,835	54,798
	United Kingdom... Cwt.					
	\$					
	United States... Cwt.	4	253	2,542	2,055	5,130
	\$	20	826	10,343	8,192	22,263
	Jamaica... Cwt.	762	760	909	13,660	6,406
\$	2,751	2,746	3,187	27,260	22,744	
Herrings, sea, smoked.—(Hareng de mer, fumé.)	Total exports... Cwt.	6,615	6,551	8,517	26,485	28,375
	\$	25,777	28,974	13,574	95,410	111,872
	United Kingdom... Cwt.					
	\$					
	United States... Cwt.	2,718	2,762	980	8,657	8,403
	\$	10,514	12,687	3,527	33,624	32,907
	Trinidad & Tob. Cwt.	2,771	1,812	811	13,293	11,084
\$	9,960	6,936	2,247	39,093	38,589	
Mackerel, pickled.—(Maquarons, mariné.)	Total exports... Cwt.	5,987	7,399	7,252	29,521	32,443
	\$	35,209	34,489	37,574	146,298	190,801
	United Kingdom... Cwt.					
	\$					
	United States... Cwt.	1,052	269	847	2,605	2,400
	\$	4,859	1,348	5,257	14,469	13,907
	British Guiana... Cwt.	789	782	500	2,383	2,741
	\$	5,040	3,960	2,453	11,710	16,490
	Jamaica... Cwt.	3,818	5,876	5,607	22,160	25,083
	\$	23,173	27,212	27,571	106,695	144,706
	Pollack, hake and cod, dried.—(Morue, maquereau et linges, séché.)	Total exports... Cwt.	5,159	2,511	2,346	17,121
\$		32,967	15,310	15,439	98,373	156,413
United Kingdom... Cwt.						
\$						
United States... Cwt.		585	256	291	2,575	3,455
\$		2,827	1,149	1,547	13,082	19,375
British Guiana... Cwt.		458	129	45	49	1,271
\$		3,349	889	389	348	9,177
Jamaica... Cwt.		235	393	510	1,016	2,444
\$		1,753	2,504	3,548	10,403	18,444
Other Br. W. I. Cwt.		1,399	886	424	4,392	5,598
\$	9,167	5,457	2,709	26,079	36,546	
Brazil... Cwt.	828		518	662	1,346	
\$	5,866		3,818	5,036	9,384	
Dutch Guiana... Cwt.	624	352	211	1,838	2,134	
\$	4,138	2,313	1,331	10,916	13,985	
San Domingo... Cwt.	364	313	39	4,610	3,960	
\$	2,048	1,662	200	25,166	25,505	
Pollack, hake and cod, green salted.—(Morue, maquereau et linges, saumuré.)	Total exports... Cwt.	236	8,863	2,640	19,263	11,739
	\$	883	17,766	5,643	20,663	24,292
	United Kingdom... Cwt.					
	\$					
	United States... Cwt.	236	8,863	2,640	10,263	11,739
\$	883	17,766	5,643	20,663	24,292	
Pollack, hake and cod, smoked.—(Morue, maquereau et linges, fumé.)	Total exports... Cwt.				225	
	\$				2,925	
	United Kingdom... Cwt.					
	\$					
	United States... Cwt.				225	
\$				2,925		
Salmon, dry salted (chips).—(Saumon (chips) séché à sec.)	Total exports... Cwt.			260	9	260
	\$			1,200	163	1,200
	United Kingdom... Cwt.					
	\$					
	United States... Cwt.					
\$						
Japan... Cwt.			260	3	260	
\$			1,200	78	1,200	

EXPORTS of Canadian Produce from Canada, etc.—Continued.

Articles and Countries to which Exported.	Months, 1929			Six Months ending September		
	July	August	September	1928	1929	
FISHERY PRODUCTS, N.O.P.—Continued.						
PRODUITS DES PÊCHERIES, N.A.É.—suite.						
FISH, DRIED, SALTED, SMOKED OR PICKLED—Concluded.						
POISSON SÉCHÉ, SALÉ, FUMÉ OU MARINÉ—fin.						
Salmon, pickled.—(Saumon, mariné.)	Total exports... Cwt.	2,419	3,473	3,662	12,767	11,695
	\$	64,444	89,327	99,530	314,358	306,258
	United Kingdom Cwt.	206	67	174	174	273
	\$	5,625	1,800	6,265	6,265	7,425
	United States... Cwt.	1,495	2,011	1,567	4,601	5,450
	\$	38,480	51,113	41,495	107,367	140,382
	Germany..... Cwt.	556	1,345	1,544	5,718	4,360
	\$	14,870	34,064	43,417	161,247	111,935
Salmon, smoked.—(Saumon, fumé.)	Total exports... Cwt.	10	9	9	63	48
	\$	274	285	252	1,603	1,218
	United Kingdom Cwt.					
	\$					
	United States... Cwt.		1	1	4	3
	\$	15	31	10	51	72
Other fresh water fish, salted, dried, smoked or pickled.—(Autre poisson d'eau douce, salé, séché, fumé ou mariné.)	Total exports... Cwt.	4	4	3	13	5
	\$	4	4	41	179	85
	United Kingdom Cwt.					
	\$					
	United States... Cwt.			3	13	5
	\$	4	41	41	179	85
Other sea fish, salted, dried, smoked or pickled.—(Autre poisson de mer, salé, séché, fumé ou mariné.)	Total exports... Cwt.	1,462	102	286	668	2,809
	\$	9,277	1,115	2,542	3,461	17,384
	United Kingdom Cwt.					
	\$					
	United States... Cwt.	464	21	199	578	1,360
	\$	1,824	412	1,861	3,011	6,543
Total Fish, Dried, Salted, Smoked or Pickled.—(Total, poisson, séché, salé, fumé ou mariné.)	Tota exports....	583,976	664,266	709,209	3,196,506	3,245,092
	United Kingdom \$	5,977	1,800	1,800	71,895	14,424
	United States... \$	112,086	157,290	286,927	830,777	722,262
FISH, PRESERVED OR CANNED, N.O.P.						
POISSON EN BOÎTE OU EN CONSERVE, N.A.É.						
Clams, canned.—(Clovisses en boîte.)	Total exports... Cwt.	1,870	73	121	7,664	7,328
	\$	32,810	1,942	1,814	113,593	131,073
	United Kingdom Cwt.				3	3
	\$	6			51	44
	United States... Cwt.	1,870	71	120	7,647	7,316
	\$	30,804	1,878	1,800	113,334	130,900
Codfish, boneless, canned or preserved, n.o.p.—(Morue, sans arêtes, en boîte ou en conserve, n.a.é.)	Total exports... Cwt.	1,141	1,229	2,973	6,177	8,428
	\$	11,364	12,343	30,358	62,463	86,286
	United Kingdom Cwt.					
	\$					
	United States... Cwt.	1,140	1,226	2,970	6,172	8,402
	\$	11,351	12,307	30,320	62,392	85,984
Haddock, canned.—(Eglefin, en boîte.)	Total exports... Cwt.	13	1	4	227	18
	\$	210	14	26	3,999	250
	United Kingdom Cwt.					
	\$					
	United States... Cwt.			4	226	4
	\$			26	3,990	26
Herrings, sea, canned.—(Hareng de mer, en boîte.)	Total exports... Cwt.				1	
	\$				18	
	United Kingdom Cwt.					
	\$					
	United States... Cwt.					
	\$					
Lobsters, canned.—(Homard, en boîte.)	Total exports... Cwt.	12,145	4,959	3,332	49,269	41,293
	\$	759,102	329,775	201,829	2,576,441	2,539,636
	United Kingdom Cwt.	5,423	2,574	1,057	21,631	22,739
	\$	314,158	171,952	53,830	1,373,556	1,349,709
	United States... Cwt.	3,291	1,416	1,012	11,368	10,085
	\$	214,238	94,611	61,833	706,782	633,969
	Belgium..... Cwt.	215	57	168	509	1,051
	\$	13,950	4,010	10,486	32,930	66,019
	Denmark..... Cwt.	316	74	153	645	617
	\$	20,902	5,478	10,771	50,987	41,949

EXPORTATIONS de produits canadiens, etc.—Suite.

Articles et pays de destination.		Mois, 1929			Six mois terminés avec septembre	
		Juillet	Août	Septembre	1928	1929
Lobster, canned—Concluded.—(Homard, en boîte—fin.)	France.....Cwt.	1,563	464	344	2,341	2,851
	\$	98,110	29,402	23,939	148,704	184,281
	Germany.....Cwt.	37	45	65	231	250
	\$	2,823	3,072	6,975	16,712	18,930
Sweden.....Cwt.	\$	1,082	260	484	3,130	3,383
	\$	78,285	16,593	32,569	216,979	221,150
Pilchards, canned.—(Pilchard, en boîte.)	Total exports...Cwt.	7	5,783	2,649	10,276	8,921
	\$	68	54,268	25,712	94,338	84,951
	United Kingdom.Cwt.				73	417
	\$				1,301	9,435
	United States...Cwt.				2,016	792
	\$		624	96	18,925	7,200
	Sts.Settlements.Cwt.		5,800	800	2,191	3,072
	\$		1,844	1,119	22,605	31,545
	Australia.....Cwt.	5	10,064	11,412	1,908	815
	\$	39	670	145	16,384	6,880
	Dutch E. Indies.Cwt.		5,680	1,200		
	\$					
Total exports...Cwt.	\$	4	68	91	86	512
	United Kingdom.Cwt.		34	361	686	512
\$						
United States...Cwt.		4	60	91	86	
\$		34	361	686	512	
Pollock, hake and cusk, boneless, canned or preserved, n.o.p.—(Merlan, merluche et lingue, sans arêtes, en boîte ou en conserve, n.a.6.)	Total exports...Cwt.	18,712	25,488	56,760	201,073	188,678
	\$	257,298	551,202	1,330,507	3,248,769	3,168,647
	United Kingdom.Cwt.	2,129	5,782	22,565	51,643	37,335
	\$	29,935	180,592	670,197	1,204,499	963,529
	United States...Cwt.	7	1	10	120	68
	\$	75	20	155	1,382	837
	Br. South Africa.Cwt.	862	1,739	163	5,165	7,417
	\$	9,512	18,966	1,808	57,596	81,467
	Br. West Africa...Cwt.	667	772	768	9,023	4,240
	\$	7,979	8,772	8,410	97,610	47,013
	British India...Cwt.	554	48	98	654	1,804
	\$	6,371	605	1,130	7,541	20,780
	Ceylon.....Cwt.	198	108	228	348	1,268
	\$	2,042	1,129	2,463	3,829	13,361
	Sts.Settlements.Cwt.	336		288	384	1,992
	\$	3,645		3,125	4,000	21,770
	Barbados.....Cwt.	120			345	190
	\$	1,625			4,360	2,447
	Jamaica.....Cwt.	21		229	549	548
	\$	240		2,740	6,538	6,567
	Trinidad & Tob.Cwt.	238		245	1,106	675
	\$	3,319		2,650	15,183	8,337
	Australia.....Cwt.	3,894	11,043	21,267	36,334	40,226
	\$	77,896	252,758	477,133	688,630	879,800
	Fiji.....Cwt.	207	439	643	1,280	1,929
	\$	2,418	6,761	9,743	16,218	26,022
	New Zealand...Cwt.	389	1,559	3,722	6,526	6,800
	\$	5,524	33,912	75,492	110,127	131,421
	Other B. Oceania.Cwt.	7	46	36	1,193	603
	\$	83	1,463	375	13,947	7,558
	Argentina.....Cwt.		240		24	24
	\$		2,875		275	2,875
	Belgium.....Cwt.	316	480	953	11,305	7,374
	\$	3,941	7,050	12,130	137,326	91,711
	Chile.....Cwt.	300	168	1,396	5,386	4,946
	\$	3,245	2,132	14,520	54,344	51,729
Colombia.....Cwt.	194	143	53	1,345	1,042	
\$	2,127	1,747	630	15,515	12,204	
Costa Rica...Cwt.				202		
\$				1,787		
Ecuador.....Cwt.				48	214	
\$				400	2,235	
Egypt.....Cwt.		254	125	2,131	1,178	
\$		2,700	1,272	24,024	12,876	
France.....Cwt.	2,136	478	1,060	47,549	29,605	
\$	28,121	5,587	13,619	572,585	353,523	
French Oceania...Cwt.	421	48	96	908	685	
\$	4,576	500	1,000	9,837	7,414	
Germany.....Cwt.	72	49	122	205	373	
\$	1,015	545	1,493	2,341	4,693	
Greece.....Cwt.				77	12	
\$				795	128	
Italy.....Cwt.	3,039	48	144		21,673	
\$	33,347	545	1,505		234,973	
Liberia.....Cwt.	48		48	968	173	
\$	550		575	10,239	1,930	
Mexico.....Cwt.	58	5	60	1,327	321	
\$	605	51	645	14,265	3,419	

EXPORTS of Canadian Produce from Canada, etc.—Continued.

Articles and Countries to which Exported.	Months, 1929			Six Months ending September		
	July	August	September	1928	1929	
FISHERY PRODUCTS, N.O.P.—Concluded.						
PRODUITS DES PÊCHERIES, N.A.É.—fin.						
FISH, PRESERVED OR CANNED, N.O.P.—Concluded.						
POISSON EN BOÎTE OU EN CONSERVE, N.A.É.—fin.						
Salmon, canned—Concluded.—(Saumon, en boîte—fin.)	Netherlands.... Cwt. \$	216	30	151	694	1,174
	Dutch E. Indies. Cwt. \$	2,370	371	2,100	9,331	15,687
	Dutch W. Indies. Cwt. \$	199	72	115	756	1,044
	Panama..... Cwt. \$	2,090	750	1,219	6,990	10,879
	Peru..... Cwt. \$	190	74	15	930	640
	Portug. Africa... Cwt. \$	2,443	880	190	10,737	8,124
	Canary Islands... Cwt. \$	24	5	62	398	144
	Philippines.... Cwt. \$	258	51	683	4,404	1,558
	Venezuela..... Cwt. \$	242	317	348	1,519	2,011
		2,497	3,392	3,605	16,160	21,317
		12	325	53	1,402	1,531
		150	3,649	700	15,172	17,293
		101	5	387	363
		1,068	50	4,587	4,005
		2,448
		487	123	875	25,625	3,547
		5,179	1,407	9,624	17,917	38,010
	Total exports... Cwt. \$	4,496	7,872	4,597	22,170	31,364
		45,997	78,839	46,335	217,663	313,539
Sardines (little fish in oil).—[Sardines (petits poissons dans l'huile).]	United Kingdom. Cwt. \$	32
	United States... Cwt. \$	288
	Br. South Africa. Cwt. \$	223	266	88	68
	British Guiana... Cwt. \$	3,509	3,117	912	939	1,509
	Barbados..... Cwt. \$	130	118	214	9,124	16,650
	Jamaica..... Cwt. \$	1,300	1,184	2,138	5,900	1,152
	Trinidad & Tob. Cwt. \$	120	40	929	11,520
	Other Br. W. I... Cwt. \$	1,117	392	8,706	290
	Australia..... Cwt. \$	332	990	593	2,965	1,901
	New Zealand.... Cwt. \$	4,058	10,135	6,154	29,434	4,562
	Mexico..... Cwt. \$	550	620	420	2,196	47,287
	Dutch E. Indies. Cwt. \$	5,567	6,277	4,252	22,542	2,860
	Dutch W. Indies. Cwt. \$	116	110	106	872	29,041
	San Domingo... Cwt. \$	1,229	1,020	1,334	8,550	866
	Venezuela..... Cwt. \$	600	1,080	810	4,760	8,936
		6,389	12,430	8,725	22,847	3,714
		244	532	176	812	40,716
		2,716	5,824	1,928	8,036	952
		1,640	400	4,760	10,468
		13,872	3,600	41,565	5,920
		660	480	120	850	50,825
		6,669	4,820	1,200	8,621	1,401
		82	400	224	754	16,201
		888	4,189	2,339	7,947	1,122
		95	20	1,100	11,784
		929	190	11,499	368
		96	80	181	610	3,753
		936	780	1,775	5,928	717
		7,091
Whale meat, canned or preserved, n.o.p.—(Chair de baleine, en boîte ou en conserve, n.a.é.)	Total exports... Cwt. \$
	United Kingdom Cwt. \$
	United States... Cwt. \$
Sea fish, other, canned or preserved, n.o.p.—(Autre poisson de mer, en boîte ou en conserve, n.a.é.)	Total exports... Cwt. \$	11	74	49
	United Kingdom Cwt. \$	128	1,542	626
	United States... Cwt. \$	2
		11	22
		112	70	32
		1,440	412
Total Fish, Preserved or Canned, n.o.p.—(Total, poisson en boîte ou en conserve, n.a.é.)	Total exports.... \$	1,104,849	1,928,505	1,636,945	6,319,512	6,325,720
	United Kingdom. \$	344,099	352,544	724,027	2,578,833	2,313,282
	United States.... \$	256,468	108,962	94,495	899,509	852,640

EXPORTATIONS de produits canadiens, etc.—Suite.

Articles et pays de destination.		Mois, 1929			Six mois terminés avec septembre		
		Juillet	Août	Septembre	1928	1929	
OTHER FISHERY PRODUCTS, N.O.F. AUTRES PRODUITS DES PÊCHERIES, N.A.É.							
Bait fish.—(Poisson à boîte.)	Total exports... Ton	225	261	271	1,449	1,018	
	\$	8,330	6,740	10,095	27,457	36,909	
	United Kingdom... Ton						
	United States... Ton	225	261	271	1,449	1,014	
	\$	8,330	6,740	10,095	27,457	36,837	
Fish offal or refuse.—(Entrailles ou déchets de poisson.)	Total exports... Cwt.	421	1,366	6,950	11,304	11,544	
	\$	674	2,584	17,687	27,583	25,493	
	United Kingdom... Cwt.						
	United States... Cwt.	421	1,366	6,950	11,304	11,544	
	\$	674	2,584	17,687	27,583	25,493	
Fish meal.—(Poudre de poisson.)	Total exports... Cwt.	6,611	35,878	77,789	150,671	134,100	
	\$	26,449	81,528	191,095	414,505	348,308	
	United Kingdom... Cwt.						
		United States... Cwt.	11	30,490	54,905	113,456	91,038
		\$	40	63,157	115,183	285,321	194,400
		Germany... Cwt.	5,500	3,408	8,250	21,811	22,659
		\$	22,000	10,501	41,250	75,405	95,601
	Netherlands... Cwt.	1,100	1,980	7,857	14,804	13,687	
	\$	4,400	7,920	18,428	53,779	42,073	
Tongues and sound.—(Langues et rous.)	Total exports... Cwt.	22	113	104	53	255	
	\$	141	2,403	1,425	323	4,216	
	United Kingdom... Cwt.						
	United States... Cwt.	21	113	104	52	253	
	\$	132	2,403	1,425	305	4,195	
Other articles of the fisheries.—(Autres articles des pêcheries.)	Total exports... \$	724	1,174	1,504	19,699	5,489	
	United Kingdom... \$						
	United States... \$	374	1,124	1,504	15,800	3,985	
	Germany... \$						
	Japan... \$	350			400	794	
	Netherlands... \$						
Total Fishery Products, n.o.p.—(Total produits des pêcheries, n.a.é.)	Total exports... \$	2,944,070	2,713,145	3,656,541	14,995,512	15,801,723	
	United Kingdom... \$	553,051	459,079	747,095	2,822,042	2,684,585	
	United States... \$	1,378,204	1,151,843	1,567,742	6,853,433	7,235,031	
FURS—FOURRURES.							
Beaver skins, undressed.—(Peaux brutes de castor.)	Total exports... No.	18,889	14,963	12,669	75,282	69,723	
	\$	566,869	454,141	318,663	1,970,917	1,792,630	
	United Kingdom... No.	10,959	7,096	5,166	24,753	26,881	
	\$	346,758	231,805	101,471	645,546	787,401	
	United States... No.	7,677	7,867	6,903	49,720	33,317	
	\$	213,850	222,336	217,192	1,305,848	991,865	
Fisher skins, undressed.—(Peaux brutes de pékan.)	Total exports... No.	754	423	159	4,070	2,427	
	\$	53,689	29,752	9,829	242,243	170,359	
	United Kingdom... No.	696	290	149	2,736	1,732	
	\$	51,083	23,161	9,045	156,313	119,551	
	United States... No.	43	133	10	1,223	675	
	\$	1,494	7,591	755	70,750	49,171	
Fox skins, black and silver, undressed.—(Peaux brutes de renards noirs et argentés.)	Total exports... No.	553	310	228	3,732	3,686	
	\$	45,511	39,352	15,315	376,347	376,866	
	United Kingdom... No.	399	240	209	2,492	2,930	
		\$	33,157	28,512	14,480	240,767	292,104
		United States... No.	34	66	19	158	189
		\$	1,860	10,440	835	19,087	19,383
		France... No.				568	278
	\$				52,265	30,175	
	Germany... No.	23	1		284	150	
	\$	2,170	300		30,859	21,173	
Fox skins, other than black or silver, undressed.—(Peaux brutes de renards, autres que noirs et argentés.)	Total exports... No.	4,535	4,102	3,673	26,681	21,635	
	\$	114,614	202,708	142,911	983,337	874,929	
	United Kingdom... No.	1,390	2,661	2,088	10,651	10,762	
	\$	71,690	139,797	78,869	432,144	553,331	
	United States... No.	2,861	1,441	1,535	15,746	9,659	
	\$	31,544	62,911	61,935	540,050	291,714	

EXPORTS of Canadian Produce from Canada, etc.—Continued.

Articles and Countries to which Exported.		Months, 1929			Six Months ending September	
		July	August	September	1928	1929
FURS—Concluded.—FOURRURES—fin.						
Lynx skins, undressed.—(Peaux brutes de lynx.)	Total exports... No.	1,470	1,575	876	17,095	8,239
	\$	71,737	89,060	38,867	693,788	437,659
	United Kingdom... No.	884	960	369	5,546	3,329
	\$	47,744	52,380	18,276	252,495	177,822
	United States... No.	549	615	507	11,371	4,759
\$	21,722	36,680	20,591	434,431	251,406	
Marten skins, undressed.—(Peaux brutes de martre.)	Total exports... No.	3,128	4,821	5,554	28,762	19,979
	\$	107,751	174,637	194,180	842,568	678,183
	United Kingdom... No.	2,235	3,987	4,114	14,965	13,791
	\$	75,017	150,158	149,207	446,106	482,446
	United States... No.	799	809	1,440	13,253	5,707
\$	28,080	23,727	44,973	382,247	180,347	
Mink skins, undressed.—(Peaux brutes de vison.)	Total exports... No.	7,634	6,831	6,530	42,200	37,828
	\$	191,319	169,906	113,219	639,221	816,450
	United Kingdom... No.	4,158	5,052	4,076	18,014	20,905
	\$	117,032	134,330	65,229	301,378	472,248
	United States... No.	3,311	1,879	2,460	23,661	16,616
\$	71,907	35,576	48,005	326,982	339,633	
Muskrat skins, undressed.—(Peaux brutes de rat musqué.)	Total exports... No.	273,161	323,385	238,451	1,296,470	1,904,887
	\$	334,893	412,490	260,024	2,139,681	2,592,669
	United Kingdom... No.	168,177	272,146	156,301	834,099	1,341,324
	\$	209,591	349,052	171,573	1,353,715	1,761,394
	United States... No.	86,035	45,224	78,247	404,303	509,856
\$	100,292	55,677	83,287	683,622	748,058	
Seal skins, undressed.—(Peaux brutes de phoque.)	Total exports... No.	13,883	4,249	185	4,334	20,169
	\$	45,624	25,243	583	49,067	91,961
	United Kingdom... No.	785	2,414	86	3,040	4,450
	\$	7,473	21,230	484	37,006	43,237
	United States... No.	13,098	1,785	99	1,294	15,669
\$	38,151	3,063	99	3,061	48,374	
Newfoundland... No.		50			50	
\$		350			350	
Wolf skins, undressed.—(Peaux brutes de loup.)	Total exports... No.	3,276	2,462	7,763	37,215	29,632
	\$	62,012	52,956	142,021	652,851	536,633
	United Kingdom... No.	677	474	52	3,853	5,084
	\$	12,427	8,548	975	70,635	88,912
	United States... No.	2,599	1,988	7,711	33,195	24,594
\$	49,585	44,408	141,096	578,955	446,516	
Fur skins, n.o.p., undressed.—(Pelletteries brutes, n.a.é.)	Total exports... \$	323,447	222,376	228,688	1,597,754	1,863,987
	United Kingdom... \$	171,297	137,053	50,671	516,845	718,361
	United States... \$	143,694	82,193	169,227	1,062,739	1,121,962
Fur skins, dressed.—(Pelletteries préparées.)	Total exports... \$	12,249	11,965	10,096	67,540	74,423
	United Kingdom... \$	450			2,550	2,205
	United States... \$	7,338	5,031	9,109	36,604	42,827
Furs, manufactures of.—(Fourrures façonnées.)	Total exports... \$	8,558	13,448	12,048	72,088	65,965
	United Kingdom... \$	810	1,470	1,000	6,528	4,429
	United States... \$	6,948	10,092	5,975	57,169	59,962
Total Furs.—(Total, fourrures.)	Total exports... \$	1,934,213	1,899,654	1,478,500	10,318,422	10,372,714
	United Kingdom... \$	1,144,529	1,277,496	661,300	4,468,028	5,503,491
	United States... \$	716,465	600,325	802,939	5,511,251	4,581,298
HIDES AND LEATHER—PEAUX ET CUIR.						
HIDES AND SKINS, N.O.P.—PEAUX, N.A.É.						
Calf hides and skins.—(Peaux de veau.)	Total exports... Cwt.	6,984	5,656	5,058	53,008	39,700
	\$	142,790	117,724	96,480	1,498,256	838,616
	United Kingdom... Cwt.					
	\$					
	United States... Cwt.	6,984	5,656	5,058	53,008	39,336
\$	142,790	117,724	96,480	1,498,256	829,736	
Cattle hides and skins, n.o.p.—(Peaux de vache et vachette, n.a.é.)	Total exports... Cwt.	34,770	41,957	42,219	138,476	268,573
	\$	532,678	579,049	603,634	2,728,943	2,763,979
	United Kingdom... Cwt.					
	\$					
	United States... Cwt.	37,811	40,807	41,587	135,364	205,932
\$	519,965	562,773	593,515	2,664,498	2,724,880	
Japan... Cwt.	959	1,050	632	2,705	2,611	
\$	12,713	19,297	10,117	58,958	89,009	

EXPORTATIONS de produits canadiens, etc.—*Suite.*

Articles et pays de destination.		Mois, 1929			Six mois terminées avec septembre	
		Juillet	Août	Septembre	1928	1929
Horse hides and skins.—(Peaux de cheval.)	Total exports... Cwt. \$	3,611	1,368	1,655	7,228	15,597
	United Kingdom Cwt. \$	28,322	10,654	10,252	94,241	125,694
	United States... Cwt. \$	3,611	1,368	1,055	7,228	15,597
Sheep hides and skins.—(Peaux de mouton.)	Total exports... Cwt. \$	1,253	866	1,623	4,216	5,848
	United Kingdom Cwt. \$	24,234	8,228	46,609	100,297	121,419
	United States... Cwt. \$	1,253	866	1,623	4,216	5,848
Other hides and skins, n.o.p.—(Autres peaux, n.a.6.)	Total exports... Cwt. \$	425	547	295	863	2,085
	United Kingdom Cwt. \$	1,701	7,633	3,291	7,991	22,501
	United States... Cwt. \$	425	547	295	863	2,085
Total Hides and Skins, n.o.p.—(Total, peaux, n.a.6.)	Total exports... \$	729,725	723,279	760,366	4,429,728	3,872,209
	United Kingdom. \$	717,012	4,393	2,507	3,387	7,641
	United States... \$	717,012	702,619	747,740	4,361,864	3,816,569
LEATHER—CUIR.						
Leather, Unmanufactured.—Cuir non ouvré.						
Harness leather.—(Cuir à harnais.)	Total exports... \$	42,594	92,287	61,888	315,026	354,307
	United Kingdom. \$	42,470	91,075	60,913	310,367	354,307
	United States... \$	42,594	92,287	61,888	315,026	354,307
Sole leather.—(Cuir à semelle.)	Total exports... Lb. \$	419,835	334,861	550,348	4,252,913	3,635,831
	United Kingdom Lb. \$	152,430	124,664	185,951	1,925,854	1,110,669
	United States... Lb. \$	243,200	216,913	486,122	2,679,958	2,376,517
	Hong Kong... Lb. \$	94,927	86,739	159,994	1,221,982	874,073
	Newfoundland... Lb. \$	1,796	813	3,502	17,632	6,549
	New Zealand... Lb. \$	4,337	8,019	11,081	32,939	66,808
	China... Lb. \$	1,880	3,271	4,240	16,407	22,758
	Switzerland... Lb. \$	25,725	12,137	8,006	46,863	58,764
	Switzerland... Lb. \$	13,001	6,938	4,712	30,120	32,072
	Switzerland... Lb. \$	1,562	10,601	10,601	10,718	53,607
	Switzerland... Lb. \$	692	4,890	4,890	4,899	19,920
	Switzerland... Lb. \$	692	4,890	4,890	4,899	19,920
	Upper leather.—(Cuir à empeignes et tiges.)	Total exports... \$	271,156	355,915	298,754	2,916,599
United Kingdom. \$		55,194	31,644	100,565	673,872	482,965
United States... \$		297,809	294,597	185,421	2,104,970	1,559,367
Cuba... \$		8,587	14,429	4,507	29,797	67,729
Spain... \$		8,587	14,429	4,507	29,797	67,729
Sweden... \$		2,845	7,913	2,102	48,821	44,240
All other leather, n.o.p.—(Tout autre cuir, n.a.6.)	Total exports... \$	5,625	3,762	3,675	36,527	25,825
	United Kingdom. \$	1,413	3,762	3,663	2,930	4,961
	United States... \$	4,197	3,762	3,663	31,962	19,911
Total Leather, Unmanufactured.—(Total, cuir non ouvré.)	Total exports... \$	571,805	590,632	550,468	5,194,066	3,633,316
	United Kingdom. \$	65,748	72,201	107,958	1,233,940	577,058
	United States... \$	439,403	476,173	409,991	3,739,281	2,805,867
Leather, Manufactured.—Cuir ouvré.						
Belting of leather.—(Courroies en cuir.)	Total exports... \$	4,295	2,958	2,182	4,145	12,367
	United Kingdom. \$	62	2,000	16	16	2,078
	United States... \$	4,233	898	909	3,462	8,287
Moccasins and Indian slippers.—(Moccasins et pantoufles, genre indien.)	Total exports... Pair \$	1,290	849	1,485	19,885	6,319
	United Kingdom. Pair \$	1,585	637	1,408	20,727	5,487
	United States... Pair \$	854	687	262	14,916	9
Moccasins and Indian slippers.—(Moccasins et pantoufles, genre indien.)	Total exports... Pair \$	1,290	849	1,485	19,885	6,319
	United Kingdom. Pair \$	1,585	637	1,408	20,727	5,487
	United States... Pair \$	854	687	262	14,916	9
Moccasins and Indian slippers.—(Moccasins et pantoufles, genre indien.)	Total exports... Pair \$	1,290	849	1,485	19,885	6,319
	United Kingdom. Pair \$	1,585	637	1,408	20,727	5,487
	United States... Pair \$	854	687	262	14,916	9

EXPORTS of Canadian Produce from Canada, etc.—Continued.

Articles and Countries to which Exported.	Months, 1929			Six Months ending September		
	July	August	September	1928	1929	
HIDES AND LEATHER—Concluded.						
PEAUX ET CUIR—fin.						
LEATHER—Concluded.—CUIR—fin.						
Leather, Manufactured—Concluded.						
Cuir, ouvré—fin.						
Boots and shoes of leather, n.o.p.—(Chaussures en cuir, n.a.é.)	Total exports... Pair	5,487	5,989	3,497	67,790	64,919
	\$	17,718	25,862	16,744	214,912	210,953
	United Kingdom. Pair		24	1	374	41
	\$		67	5	834	114
	United States... Pair	3,628	3,528	1,657	52,948	54,171
	\$	13,521	17,733	12,125	173,291	181,310
	1,629	2,301	1,300	8,985	8,532	
	New Zealand... Pair					
	\$	3,463	7,617	3,542	26,868	24,111
Cut soles of leather.—(Semelles de cuir, taillées.)	Total exports... Lb.	30,335	26,168	15,563	411,624	177,235
	\$	18,139	15,275	8,835	297,278	108,809
	United Kingdom. Lb.			4,935	130	4,935
	\$			3,026	70	3,026
	United States... Lb.	30,335	26,168	10,568	410,894	172,275
	\$	18,139	15,275	5,809	297,199	105,751
Gloves and mitts of leather.—(Gants et mitaines en cuir.)	Total exports... \$	2,179	12,853	12,569	17,966	33,293
	United Kingdom. \$	679	8,579	9,914	9,307	22,969
	United States... \$			1,766	1,830	1,766
Harness and saddlery.—(Sellerie et harnachement.)	Total exports... \$	1,149	616	1,316	2,891	5,141
	United Kingdom. \$	144			50	236
	United States... \$	417	565	211	1,677	2,676
All other manufactures of leather, n.o.p.—(Tous autres articles en cuir, n.a.é.)	Total exports... \$	1,974	2,519	2,166	18,968	18,637
	United Kingdom. \$	300	75	74	622	634
	United States... \$	1,404	1,648	1,266	15,417	14,865
Total Leather, Manufactured.—(Total, cuir ouvré.)	Total exports... \$	46,859	60,720	45,210	576,627	394,087
	United Kingdom. \$	1,185	10,721	13,035	25,808	29,056
	United States... \$	38,705	36,548	22,547	496,654	318,127
Total Leather.—(Total, cuir.)	Total exports... \$	618,764	651,352	595,678	5,776,833	4,087,433
	United Kingdom. \$	66,933	82,922	120,963	1,254,748	605,134
	United States... \$	478,108	512,721	432,538	4,235,935	3,137,294
HAIR—CRIN.						
Hair.—(Cris et poil.)	Total exports... \$	56,672	44,574	53,922	279,822	301,429
	United Kingdom. \$	7,114	11,484	16,487	107,543	96,446
	United States... \$	27,657	25,801	22,508	131,633	174,374
	Germany... \$	15,630	7,286	14,927	27,388	33,888
MEATS—VIANDE.						
MEATS, FRESH, CHILLED OR FROZEN.						
VIANDE, FRAÎCHE, FRIGORIFIÉE OU CONGELÉE.						
Beef, fresh, chilled or frozen.—(Bœuf, frais, frigorifié ou congelé.)	Total exports... Cwt.	26,862	47,608	39,987	262,849	169,880
	\$	492,593	776,363	487,912	4,270,041	2,893,866
	United Kingdom. Cwt.				5	
	\$				112	
	United States... Cwt.	25,366	46,096	29,864	252,998	150,690
	\$	461,716	738,603	465,496	4,090,645	2,693,405
	Bermuda... Cwt.	598	667	479	3,140	3,476
	\$	13,315	15,010	9,803	62,447	73,578
	Newfoundland... Cwt.	814	764	592	6,297	6,928
	\$	15,944	14,944	10,935	111,493	114,702
Game, dressed or undressed.—(Gibier, paré ou non.)	Total exports... \$	193		249	335	505
	United Kingdom. \$					
	United States... \$			249	335	505
Mutton and lamb, fresh, chilled or frozen.—(Mouton et agneau, frais, frigorifiés ou congelés.)	Total exports... Cwt.	299	322	2,696	3,558	3,296
	\$	4,753	8,125	49,134	82,831	75,235
	United Kingdom. Cwt.					
	\$					
	United States... Cwt.	15	183	2,043	2,385	2,333
	\$	291	4,579	48,082	56,582	55,579
	Bermuda... Cwt.	141	98	10	662	619
	\$	3,449	2,475	222	21,550	14,148

EXPORTATIONS de produits canadiens, etc.—*Suite.*

Articles et pays de destination.	Mois, 1929			Six mois terminés avec septembre	
	Juillet	Août	Septembre	1928	1929
Pork, fresh, chilled or frozen.—(Porc, frais, frigorifié ou congelé.)	Total exports... Cwt. \$ 1,333 23,531	3,522 61,704	7,432 129,187	49,925 960,820	24,991 464,405
United Kingdom	Cwt. \$			2,225	43,601
United States	Cwt. \$	1,174	3,426	46,576	24,181
Newfoundland	Cwt. \$	20,271	59,714	899,104	448,413
		101	77	760	659
		2,078	1,598	12,456	13,131
	\$				
Poultry, dressed or undressed.—(Volailles, portés ou non.)	Total exports... Lb. \$ 19,072 6,240	19,674 7,066	14,192 4,709	282,477 86,616	214,936 75,096
United Kingdom	Lb. \$			168,788	101,531
United States	Lb. \$	10,305	8,222	54,864	35,927
Newfoundland	Lb. \$	2,991	2,525	48,077	58,820
		3,509	3,598	13,841	17,649
		1,397	1,239	22,733	23,170
			506	8,565	8,330
	\$				
MEATS, PREPARED, PRESERVED OR CANNED. VIANDE, PRÉPARÉE, EN BOÎTE OU EN CONSERVE.					
Bacon and hams, shoulders and sides.—(Lard fumé et jambon, épaules et flans.)	Total exports... Cwt. \$ 39,103 729,878	24,006 688,581	21,984 557,649	204,431 4,305,976	155,405 3,854,359
United Kingdom	Cwt. \$	27,957	22,234	187,838	142,435
United States	Cwt. \$	642,881	537,238	3,730,850	3,339,221
		1,272	1,195	13,722	9,934
Bermuda	Cwt. \$	58,168	54,107	84,657	428,014
		60	69	32	308
		1,868	1,879	941	8,940
Jamaica	Cwt. \$	43	75	34	293
		1,267	2,048	942	8,628
Newfoundland	Cwt. \$	312	127	130	1,023
		8,127	4,464	4,067	25,058
China	Cwt. \$	349	106	103	910
		8,268	3,001	1,022	20,310
	\$				
Beef, pickled, in barrels.—(Bœuf, saumuré, en barils.)	Total exports... Cwt. \$ 619 9,555	887 15,937	1,093 15,546	3,354 42,381	3,891 61,652
United Kingdom	Cwt. \$				
United States	Cwt. \$	617	977	1,091	3,124
		9,224	15,807	15,512	39,350
	\$				
Canned meats, n.o.p.—(Viandes en boîte, n.o.p.)	Total exports... Lb. \$ 13,372 2,522	10,275 2,544	7,187 1,506	130,708 53,910	65,294 14,876
United Kingdom	Lb. \$	2,530	4,780	97,246	28,610
United States	Lb. \$	588	1,049	45,532	6,431
			47		1,172
			20		362
	\$				
Fluid extract of beef.—(Suc de viande de bœuf.)	Total exports... Lb. \$	720 1,920	906 2,400	4,287 7,620	2,220 5,920
United Kingdom	Lb. \$				
United States	Lb. \$	720	906	4,275	2,220
		1,920	2,400	7,607	5,920
	\$				
Pork, dry salted.—(Porc, salé à sec.)	Total exports... Cwt. \$ 5,782 111,165	4,644 89,337	4,813 91,896	5,104 99,657	33,994 678,959
United Kingdom	Cwt. \$	5,551	3,688	4,234	31,027
United States	Cwt. \$	106,896	72,157	62,219	79,296
China	Cwt. \$	23	12		82
		639	403		8,678
Norway	Cwt. \$	139	452	1,396	400
		2,270	7,351	25,252	5,935
Sweden	Cwt. \$	62	481	224	101
		1,039	8,983	4,136	1,678
	\$				
Pork, salted, in barrels.—(Porc, saumuré, en barils.)	Total exports... Cwt. \$ 1,421 14,941	1,998 19,394	1,435 14,419	4,682 56,647	9,690 100,700
United Kingdom	Cwt. \$			141	
United States	Cwt. \$			2,001	
				282	33
Br. Honduras	Cwt. \$	74	58	782	782
		915	702	421	447
Barbados	Cwt. \$	245	332	5,594	5,596
		2,265	2,554	494	1,770
Jamaica	Cwt. \$	338	421	5,884	14,636
		4,099	5,369	1,138	1,670
			1,396	15,288	21,408
	\$				

EXPORTS of Canadian Produce from Canada, etc.—Continued.

Articles and Countries to which Exported.		Months, 1929			Six Months ending September	
		July	August	September	1928	1929
MEATS—Concluded.—VIANDE—fin.						
MEATS, PREPARED, PRESERVED OR CANNED—Concluded.						
VIANDE, PRÉPARÉE, EN BOÎTE OU EN CONSERVE—fin.						
Pork, pickled, in barrels—Concluded.— (Porc, saumuré, en barils—fin.)	Trinidad & Tob. Cwt.	377	597	464	542	2,919
	\$	2,865	4,970	3,810	4,275	23,885
	Other Br. W. I. Cwt.	54	132	112	548	546
	\$	614	1,325	1,310	5,536	6,020
	Newfoundland...Cwt.	190	215	136	618	1,195
	\$	2,275	2,719	1,821	6,860	16,055
	Total exports.... \$	29,411	153,648	33,841	9,851	310,663
	United Kingdom. \$	27,695	153,209	32,931	8,657	300,529
	United States..... \$					
MEATS, N.O.P.—VIANDE, N.A.É.						
All other meats, n.o.p.—(Toutes autres viandes, n.a.é.)	Total exports... Cwt.	3,434	4,393	4,486	42,823	27,576
	\$	59,074	61,739	66,899	606,642	387,483
	United Kingdom Cwt.	341	540	222	5,079	2,683
	\$	4,547	5,121	2,738	58,290	28,118
	United States....Cwt.	1,727	2,315	3,395	22,925	15,063
	\$	35,211	35,748	44,422	398,499	235,885
	Trinidad & Tob. Cwt.	11	108	91	3,945	1,343
	\$	113	843	810	28,555	10,828
	Newfoundland...Cwt.	805	588	527	3,937	4,096
	\$	12,297	9,421	8,489	49,672	58,522
	Germany.....Cwt.	460	610	166	3,123	2,350
	\$	4,144	5,642	1,398	20,984	21,507
Total Meats.—(Total, viande.)	Total exports..... \$	1,477,856	1,806,288	1,449,441	10,582,133	8,923,679
	United Kingdom. \$	782,607	768,774	561,442	4,021,213	4,338,033
	United States..... \$	587,871	913,023	792,647	6,009,550	3,947,939
MILK AND ITS PRODUCTS.						
LAIT ET SES DÉRIVÉS.						
Cream.—(Crème.)	Total exports.... Gal	395,387	323,767	245,974	1,991,542	1,652,395
	\$	784,235	668,730	507,186	3,533,271	3,294,129
	United Kingdom Gal				714	
	\$				1,583	
	United States....Gal.	395,387	323,767	245,974	1,990,828	1,652,395
	\$	784,285	668,730	507,186	3,531,688	3,294,129
Milk, fresh.—(Lait frais.)	Total exports.... Gal	415,562	426,479	401,779	2,038,962	1,997,121
	\$	87,035	95,721	88,928	416,172	430,647
	United Kingdom Gal					
	\$					
	United States....Gal.	415,562	426,479	401,779	2,038,962	1,997,121
	\$	87,035	95,721	88,928	416,172	430,647
Butter.—(Beurre.)	Total exports... Cwt.	1,429	1,599	1,959	10,119	7,886
	\$	59,637	69,969	77,376	394,656	323,715
	United Kingdom Cwt.				1	
	\$				44	
	United States...Cwt.	17	46	21	1,604	130
	\$	622	1,893	819	45,369	5,518
	Bermuda.....Cwt.	193	262	366	1,544	954
	\$	7,394	10,231	14,499	60,388	37,516
	British Guiana...Cwt.	259	70	169	467	581
	\$	11,262	7,260	2,986	21,029	24,960
	Barbados.....Cwt.	94	79	29	311	354
	\$	4,470	3,618	1,407	14,468	16,717
	Jamaica.....Cwt.	92	162	169	1,513	801
	\$	4,217	6,591	6,986	63,606	34,675
	Trinidad & Tob. Cwt.	124	40	83	596	638
	\$	5,724	1,788	3,759	27,072	28,578
	Other Br. W. I. Cwt.	135	117	112	588	753
	\$	6,267	4,938	5,121	25,614	33,845
	Newfoundland...Cwt.	314	366	533	1,765	1,992
	\$	11,985	14,002	21,539	69,184	79,312
	Cuba.....Cwt.				252	330
	\$				9,852	10,581
	St. Pierre & Miq. Cwt.	115	53	212	570	500
	\$	3,974	1,876	7,298	19,332	17,729
	Japan.....Cwt.	65	157	303	542	600
	\$	2,704	8,415	10,866	21,945	22,074

EXPORTS of Canadian Produce from Canada, etc.—Continued.

Articles and Countries to which Exported.	Months, 1929			Six Months ending September		
	July	August	September	1928	1929	
MILK AND ITS PRODUCTS—Concluded.						
LAIT ET SES DÉRIVÉS—fin.						
Milk, evaporated.—(Lait évaporé.)	Total exports... Cwt.	8,356	8,059	9,355	52,371	42,875
	\$	102,813	94,715	109,063	468,637	499,398
	United Kingdom. Cwt.	1,388	798	59	44,497	5,379
	\$	12,206	6,378	450	398,522	44,733
	United States... Cwt.				171	
	\$				1,972	
	Newfoundland... Cwt.	821	624	736	3,366	4,367
	\$	7,286	5,728	6,382	29,354	38,393
	Cuba... Cwt.		148	1,393		1,805
	\$		1,860	15,547		20,707
	Panama... Cwt.	2,246	2,108	1,386		7,336
	\$	31,350	29,196	17,850		100,896
	Peru... Cwt.	2,638	1,848	2,352	1,008	12,193
	\$	36,870	24,600	31,950	9,902	165,121
Total Milk and its Products.—(Total lait et ses dérivés.)	Total exports.... \$	4,091,348	3,154,470	4,297,816	29,510,363	16,308,329
	United Kingdom. \$	2,683,529	1,842,536	3,139,313	13,566,870	9,314,374
	United States.... \$	1,136,373	980,979	721,302	5,159,492	5,203,679
OILS, FATS, GREASES AND WAXES.						
HUILES, SUIFS, GRAISSES ET CIRE.						
ANIMAL OILS—HUILES ANIMALES.						
Neat's-foot and other animal oils, n.o.p.—(Huile de pied de bœuf et autres huiles animales, n.a.é.)	Total exports.... Gal.		3,098	2,475	65,965	7,773
	\$		2,645	2,065	71,745	6,925
	United Kingdom. Gal.					
	\$					
	United States... Gal.				6,922	
	\$				7,112	
	Newfoundland... Gal.		132	43	15,165	175
	\$		149	58	17,729	207
	Germany... Gal.		2,966		9,287	5,166
	\$		2,456		9,866	4,711
	Netherlands... Gal.			2,432	16,395	2,432
	\$			2,007	17,813	2,007
FISH, SEAL AND WHALE OILS.						
HUILES DE POISSON, DE PHOQUE ET DE BALEINE.						
Fish oil, cod liver.—(Huile de poisson de foie de morue.)	Total exports.... Gal.	8,809	19,144	15,993	66,400	56,435
	\$	5,866	14,200	10,560	43,972	46,627
	United Kingdom. Gal.				480	
	\$				268	
	United States... Gal.	8,762	19,144	15,993	59,822	53,268
	\$	5,776	14,200	10,560	43,637	38,138
Fish oil, other.—(Autre huile de poisson.)	Total exports.... Gal.	43,931	247,731	926,280	1,192,557	1,343,076
	\$	12,177	91,966	345,679	468,165	487,900
	United Kingdom. Gal.				52	
	\$				31	
	United States... Gal.	43,031	247,731	926,280	944,009	1,342,586
	\$	12,177	91,966	345,679	365,722	487,604
	Netherlands... Gal.				248,496	
	\$				92,352	
Seal oil.—(Huile de phoque.)	Total exports... Gal.			1,660		35,545
	\$			664		18,915
	United Kingdom. Gal.					
	\$					
	United States... Gal.			1,660		35,545
	\$			664		18,915
Whale oil.—(Huile de baleine.)	Total exports.... Gal.	56,470	169,127	138,923	174,199	355,520
	\$	21,280	61,208	64,291	76,489	146,779
	United Kingdom. Gal.					
	\$					
	United States... Gal.	56,470	169,127	138,923	174,199	355,520
	\$	21,280	61,208	64,291	76,489	146,779
OTHER FATS, GREASES AND WAXES.						
AUTRES SUIFS, GRAISSES ET CIRE.						
Grease and grease scraps.—(Graisses et dégras.)	Total exports... Cwt.	1,649	1,186	1,290	10,331	10,345
	\$	3,944	2,322	5,576	52,586	34,463
	United Kingdom. Cwt.					
	\$					
	United States... Cwt.	1,253	944	692	6,090	7,612
	\$	631	473	346	15,091	10,628
	Netherlands... Cwt.	396		598	3,820	2,209
	\$	3,313		5,230	34,229	19,823

EXPORTATIONS de produits canadiens, etc.—Suite.

Articles et pays de destination.		Mois, 1929			Six mois terminés avec septembre	
		Juillet	Août	Septembre	1928	1929
Lard.—(Saindoux.)	Total exports... Cwt.	842	3,067	3,859	4,232	8,990
	\$	10,581	36,890	47,211	61,791	112,129
	United Kingdom Cwt.	616	2,962	3,731	7,400
	\$	7,464	35,135	45,253	89,805
	United States... Cwt.	3	1	3
	\$	31	22	31
Colombia..... Cwt.	11	11	879	59	
\$	165	163	12,660	810	
Peru..... Cwt.	177	78	2,613	1,091	
\$	2,390	1,130	37,655	15,380	
Lard compound and substitute.—(Sucédanés et imitations du saindoux.)	Total exports... Cwt.	353	174	91	1,608	1,115
	\$	4,746	2,446	1,362	21,648	15,224
	United Kingdom Cwt.	49	49
	\$	565	573
	United States... Cwt.	4	4	8	20
	\$	55	41	106	238
	Jamaica..... Cwt.	49	21	25	274	202
	\$	712	284	349	4,060	2,859
	Trinidad & Tob. Cwt.	367
\$	4,251	
Other Br. W. I... Cwt.	46	9	29	516	203	
\$	663	151	615	7,174	2,870	
Tallow.—(Suif.)	Total exports... Cwt.	1,631	115	45	10,497	4,845
	\$	11,606	1,020	468	82,797	36,393
	United Kingdom Cwt.
	\$	693	115	26	10,019	2,970
United States... Cwt.	
\$	5,081	1,020	267	78,360	22,398	
Wax (animal).—(Cire (animale).)	Total exports... Lb.	3,258	813
	\$	1,165	254
	United Kingdom... Lb.	3,075
	\$	1,095
United States... Lb.	183	813	
\$	70	254	
Total Oils, Fats, Greases and Waxes.—(Total, huiles, suifs, graisses et cire.)	Total exports.... \$	70,124	212,567	477,876	870,298	898,914
	United Kingdom... \$	8,029	35,135	45,253	1,394	90,378
	United States.... \$	44,976	168,922	421,848	586,609	724,985
MISCELLANEOUS ANIMAL PRODUCTS. PRODUITS ANIMAUX DIVERS.						
Eggs.—(Œufs.)	Total exports... Doz.	29,983	39,045	352,983	343,085	455,760
	\$	8,946	12,190	139,537	108,579	163,294
	United Kingdom Doz.	341,130	324,000	341,130
	\$	125,655	94,442	125,655
	United States... Doz.	14,559	27,536	883	1,382	44,200
\$	4,367	9,362	345	410	14,448	
Newfoundland... Doz.	12,985	10,895	8,370	32,571	46,235	
\$	3,782	3,640	3,456	11,965	15,218	
Glue stock.—(Substances à colle forte.)	Total exports... Cwt.	1,180	1,531	1,416	11,660	8,368
	\$	1,586	1,933	1,618	17,193	10,490
	United Kingdom Cwt.
	\$	1,159	1,531	1,416	11,660	8,366
United States... Cwt.	
\$	1,474	1,933	1,618	17,193	10,378	
Glue.—(Colle forte.)	Total exports... Cwt.	398	15	15	821	781
	\$	4,255	221	222	8,398	8,059
	United Kingdom Cwt.	6	11	44	38
	\$	126	175	755	636
United States... Cwt.	314	9	628	635	
\$	2,747	95	5,280	5,583	
Horns or skulls, game.—(Têtes ou bois d'animaux sauvages.)	Total exports.... \$	1,399	1,190	2,558	13,742	9,453
	United Kingdom... \$	275	75	205	870
	United States.... \$	1,124	960	2,558	11,910	8,089
Honey.—(Miel.)	Total exports... Lb.	1,229	10,136	187,698	349,336	362,492
	\$	129	936	19,546	26,267	35,766
	United Kingdom... Lb.	720	112,623	31,375	254,443
	\$	90	13,297	3,194	20,394
	United States... Lb.	390	3,801	19,740	4,468	25,881
	\$	33	520	2,270	509	3,079
	Germany..... Lb.	11,460	110,675	26,685
	\$	1,121	10,165	2,395
Netherlands... Lb.	6,215	43,875	200,040	50,090	
\$	404	2,852	12,125	3,258	

EXPORTS of Canadian Produce from Canada, etc.—Continued.

Articles and Countries to which Exported.	Months, 1929			Six Months ending September		
	July	August	September	1928	1929	
MISCELLANEOUS ANIMAL PRODUCTS—Concluded.						
PRODUITS ANIMAUX, DIVERS—fin.						
Sausage casings.—(Boyaux à saucisse.)	Total exports..... \$	65,768	66,064	51,743	611,035	510,328
	United Kingdom. \$	12,971	11,848	4,698	57,487	47,057
	United States..... \$	21,352	23,596	23,923	397,726	280,210
	Germany..... \$	28,015	20,799	18,038	131,045	152,533
	Netherlands..... \$	484	6,201	2,318	12,404	14,727
Tails.—(Queues.)	Total exports..... \$	3,661	958	1,322	4,670	11,281
	United Kingdom. \$					
	United States..... \$	3,661	958	1,322	4,670	11,281
Tankage.—(Débris d'abattoir.)	Total exports..... Cwt.	21,946	32,936	27,450	129,548	143,665
	United Kingdom Cwt.	44,790	69,493	66,089	268,214	307,367
	United States..... Cwt.	21,946	32,936	27,450	120,548	143,654
		44,790	69,493	66,089	268,214	307,365
Other animal products, n.o.p.—(Autres produits animaux, n.a.é.)	Total exports..... \$	33,137	24,853	23,349	209,619	190,382
	United Kingdom. \$	4,984	6,488	5,055	30,696	26,253
	United States..... \$	11,857	13,452	11,868	117,544	133,167
Recapitulation—Animals and Animal Products (Except Chemicals and Fibres).—(Récapitulation—Animaux et leurs produits (à l'exception des produits chimiques et des textiles).)	Total exports..... \$	13,387,821	13,198,827	15,034,537	78,278,224	70,440,269
	United Kingdom. \$	5,264,142	4,501,306	5,444,160	26,500,279	22,842,010
	United States..... \$	6,438,941	6,969,743	7,550,977	42,680,251	38,003,552
FIBRES, TEXTILES AND TEXTILE PRODUCTS.						
FIBRES, TEXTILES ET TISSUS.						
COTTON AND ITS PRODUCTS.						
COTON ET SES DÉRIVÉS.						
Cotton waste.—(Déchets de coton.)	Total exports... Cwt.	6	29	101	887	197
	\$	50	218	1,169	11,185	2,557
	United Kingdom. Cwt.					
	United States... Cwt.		10		745	68
			41		10,116	1,114
Cotton duck.—(Toile à voiles.)	Total exports... Yd.	46,012	61,532	51,448	264,049	269,573
	\$	22,185	24,633	29,417	129,559	139,852
	United Kingdom. Yd.	1,618	18,902	4,295	53,245	29,858
	United States... Yd.	670	7,447	1,535	26,821	14,978
	Newfoundland... Yd.		980			980
		9,466	2,397	466	39,059	23,921
		3,052	3,176	3,994	15,379	17,827
	New Zealand... Yd.	1,570	8,014	4,540	14,153	22,361
		1,073	4,714	2,874	8,431	12,985
	Colombia... Yd.	3,628	4,867	1,129	17,778	32,595
		1,514	1,664	678	9,686	13,373
Cotton fabrics, other.—(Autres cotonnades.)	Total exports... Yd.	49,389	25,726	29,888	264,711	173,736
	\$	5,356	5,113	2,601	49,182	26,412
	United Kingdom. Yd.	2,282	5,071	360	12,589	8,323
	United States... Yd.	375	794	54	2,504	1,349
	Germany... Yd.	8,788	4,924	115	21,359	9,211
		658	2,200	93	4,799	3,097
	Netherlands... Yd.	1,440			33,699	2,040
		216			5,123	306
		8,740	2,060	1,140	47,840	27,660
		1,311	309	171	6,770	3,879
Cotton underwear.—(Sous-vêtements en coton.)	Total exports..... \$	12,152	32,978	25,926	82,572	101,155
	United Kingdom. \$	2,812	5,394	6,505	12,077	17,844
	United States... \$	177			12	221
	Br. South Africa. \$	1,065	2,232	2,035	8,400	9,776
	Newfoundland... \$	1,367	5,222	6,347	9,229	16,557
	New Zealand... \$	3,996	14,128	8,789	26,798	29,968
	China... \$	500	3,568	742	12,687	18,009
Cotton clothing, n.o.p.—(Vêtements en coton, n.a.é.)	Total exports..... \$	8,649	6,090	6,728	35,124	49,654
	United Kingdom. \$					23
	United States... \$	65	51	903	828	1,747
	Newfoundland... \$	2,390	2,330	4,137	16,689	20,337

EXPORTATIONS de produits canadiens, etc.—Suite.

Articles et pays de destination.		Mois, 1929			Six mois terminés avec septembre	
		Juillet	Août	Septembre	1928	1929
Cotton, manufactures of, n.o.p.—(Articles en coton, n.a.é.)	Total exports.... \$	51,213	15,230	40,757	59,152	136,169
	United Kingdom.... \$	40,655	1,194	33,559	18,841	85,676
	United States.... \$	803	355	1,076	3,369	4,832
	Newfoundland.... \$	3,152	2,645	1,686	9,360	11,288
	New Zealand.... \$	4,459	8,592	1,571	9,371	19,264
Total Cotton and its Products.—(Total coton et ses produits.)	Total exports.... \$	106,196	94,262	106,684	342,765	446,239
	United Kingdom.... \$	44,512	14,829	41,653	60,243	119,870
	United States.... \$	1,703	3,627	2,072	19,124	11,991
FLAX, HEMP AND JUTE PRODUCTS.						
PRODUITS DU LIN, DU CHANVRE ET DU JUTE.						
Flax fibre and flax tow.—(Fibre et étoupe de lin.)	Total exports... Cwt.			240	1,996	240
	United Kingdom.Cwt.			1,562	4,431	1,562
	United States...Cwt.			240	1,096	240
Hemp.—(Chanvre.)	Total exports... Cwt.				964	
	United Kingdom.Cwt.				8,542	
	United States...Cwt.				35	
Linen and jute, manufactures of, n.o.p.—(Articles en toile et jute, n.a.é.)	Total exports.... \$	3,855	3,056	6,017	18,106	14,692
	United Kingdom.... \$		280		521	280
	United States.... \$	3,775	2,266	3,994	10,759	10,600
Total Flax, Hemp and Jute Products.—(Total produits du lin, du chanvre et du jute.)	Total exports.... \$	3,855	3,056	7,579	31,079	16,164
	United Kingdom.... \$		280		890	280
	United States.... \$	3,775	2,266	5,556	23,363	12,162
SILK AND ITS PRODUCTS.						
SOIE ET SOIERIES.						
Silk and manufactures of.—(Soie et soieries et ses produits.)	Total exports.... \$	14,901	14,214	9,692	62,981	73,646
	United Kingdom.... \$	9	78		1,657	443
	United States.... \$	1,702	2,842	1,713	2,464	9,408
	Br. South Africa.... \$	5,387	3,204	1,313	7,029	11,682
	Trinidad & Tob.... \$	981	224	376	3,703	5,158
	Newfoundland.... \$	1,693	3,776	1,229	17,433	12,069
WOOL AND ITS PRODUCTS.						
LAINES ET LAINAGES.						
Wool, raw.—(Laine brute.)	Total exports.... Lb.					
	United Kingdom.Lb.					
	United States....Lb.					
Wool, in the grease.—(Laine en sauto.)	Total exports.... Lb.	562,145	1,195,026	548,967	4,453,249	2,932,576
	United Kingdom.Lb.	132,632	290,228	133,058	1,525,112	753,291
	United States....Lb.	74,928	2,049	3,203	388,722	259,556
	United States....Lb.	18,963	553	950	130,350	67,123
Wool, scoured or washed.—(Laine lavée.)	Total exports.... Lb.	107,467	213	344	16,695	108,456
	United Kingdom.Lb.	32,681	65	124	8,614	32,399
	United States....Lb.				160	70
	United States....Lb.	107,217		187	15,938	107,404
Wool, pulled or aligned.—(Laine éfilée.)	Total exports.... Lb.				96,809	53,904
	United Kingdom.Lb.				49,676	25,165
	United States....Lb.				5,053	2,322
	United States....Lb.				87,961	23,756
Wool exports.—(Laines de laine.)	Total exports.... \$	3,901	2,140	13,755	28,275	25,241
	United Kingdom.... \$	35		2,352	666	2,507
	United States.... \$	127	4	353	2,421	3,014
	New Zealand.... \$	3,348	1,173	2,947	20,544	9,815

EXPORTS of Canadian Produce from Canada, etc.—Continued.

Articles and Countries to which Exported.		Months, 1929			Six Months ending September	
		July	August	September	1928	1929
WOOL AND ITS PRODUCTS—Concluded.						
LAINES ET LAINAGES—fin.						
Wool fabrics.—(Tissus de laine.)	Total exports.... Yd.	994	588	1,390	7,464	10,235
	\$	1,541	718	1,665	9,495	13,579
United Kingdom. Yd.	\$	15	37	98	30	130
United States.... Yd.	\$	63	26	98	260	196
Newfoundland.... Yd.	\$	118	76	397	368	616
	\$	931	547	1,292	5,685	9,909
	\$	1,423	605	1,268	6,805	12,280
Wool underwear.—(Sous-vêtements en laine.)	Total exports.... \$	255	3,011	3,201	19,297	7,717
United Kingdom. \$	\$	16				16
United States.... \$	\$			787	850	905
Newfoundland.... \$	\$	5	2,862	2,393	17,682	6,307
Wool clothing, n.o.p.—(Vêtements en laine, n.a.é.)	Total exports.... \$	25,918	43,222	35,125	124,823	159,893
United Kingdom. \$	\$	193	10	60	2,330	1,767
United States.... \$	\$	3,805	9,589	13,827	13,772	28,275
Newfoundland.... \$	\$	16,781	21,794	14,650	72,477	92,077
St. Pierre & Miq. \$	\$	1,703	4,138	551	10,184	13,079
Wool manufactures, n.o.p.—(Articles en laine, n.a.é.)	Total exports.... \$	9,008	10,272	10,760	35,450	40,432
United Kingdom. \$	\$	40	1,821	37	2,573	2,588
United States.... \$	\$	8,045	7,161	10,310	28,179	31,514
Total Wool and its Products.—(Total, laine et lainages.)	Total exports.... \$	205,336	349,656	197,688	1,798,142	1,057,747
	\$	19,247	2,421	3,399	138,383	74,684
	\$	157,703	306,505	157,856	1,442,192	792,498
OTHER TEXTILE PRODUCTS.						
AUTRES PRODUITS TEXTILES.						
Artificial silk and manufactures of, n.o.p.—(Soie artificielle et articles en, n.a.é.)	Total exports.... \$	17,043	16,529	21,370	111,351	109,090
United Kingdom. \$	\$		529		2,371	531
United States.... \$	\$	5	705	56	1,105	3,181
British India.... \$	\$	5,614		14,250	45,140	55,687
New Zealand.... \$	\$	8,454	11,142	2,180	13,157	24,558
China.... \$	\$	1,758	35	153	24,937	2,693
Spain.... \$	\$				10,003	132
Rags.—(Chiffons.)	Total exports... Cwt.	27,198	27,420	21,813	144,275	157,096
	\$	138,466	159,867	170,435	820,039	916,216
United Kingdom. Cwt.	\$	1,840	2,085	2,793	11,949	13,428
United States... Cwt.	\$	21,918	22,665	31,378	125,306	144,499
Czecho-Slovakia. Cwt.	\$	23,603	24,468	18,453	125,472	135,980
France.... Cwt.	\$	99,082	119,442	135,063	613,319	700,408
Germany.... Cwt.	\$	310	339	287	3,276	2,193
	\$	3,445	5,127	2,900	41,232	29,822
	\$	828	264		1,669	1,467
	\$	8,283	2,311		16,685	13,967
	\$	96	253	181	928	2,273
	\$	1,407	1,181	489	16,760	16,330
Binder twine.—(Ficelle d'engerbage.)	Total exports... Cwt.	25,145	15,430	2,572	60,895	106,478
	\$	286,964	175,046	39,806	617,689	1,205,116
United Kingdom. Cwt.	\$					1,613
United States.... Cwt.	\$	19,905	1,303	2,006	41,003	84,076
Br. South Africa. Cwt.	\$	235,910	14,373	25,252	419,036	959,204
Argentina.... Cwt.	\$	5,240	60	595	5,402	6,049
Russia.... Cwt.	\$	51,054	727	5,547	53,753	59,247
	\$		10,000		5,250	10,000
	\$		130,000		52,500	130,000
	\$				9,240	
	\$				92,400	
Cordage, rope and twine, n.o.p.—(Cordages, cordes et ficelle, n.a.é.)	Total exports.... \$	14,522	14,020	11,994	74,875	64,509
United Kingdom. \$	\$	1,525	1,778	1,329	7,468	8,541
United States.... \$	\$	3,220	15	63	1,022	3,445
Trinidad & Tob. \$	\$	583	2,061	508	6,493	4,923
Newfoundland.... \$	\$	229	215	219	7,601	3,182
New Zealand.... \$	\$	1,333	1,043	792	6,231	5,104
Colombia.... \$	\$	1,761	877	3,211	19,966	7,921
Peru.... \$	\$	1,280	1,325	1,381	4,053	8,515
Bags of cotton, jute, etc.—(Sacs en coton, jute, etc.)	Total exports.... \$	7,241	5,419	18,239	51,297	53,834
United Kingdom. \$	\$	1,967	382	16,162	23,486	23,951
United States.... \$	\$			1,081	544	1,081
Italy.... \$	\$	596	38	160	7,560	7,169

EXPORTATIONS de produits canadiens, etc.—Suite.

Articles et pays de destination.		Mois, 1929			Six mois terminés avec septembre	
		Juillet	Août	Septembre	1928	1929
Felt, manufactures of.—(Articles en feutre.)	Total exports \$	42,196	74,721	47,281	259,018	328,841
	United Kingdom.... \$	12,097	6,843	11,555	41,239	52,979
	United States.... \$	545	2,312	614	5,435	5,029
	Newfoundland.... \$	5,520	20,032	1,821	46,791	56,839
	Australia..... \$	2,678	4,881	5,239	17,612	27,315
	Finland..... \$	705	9,883	23,120	13,718
	Japan..... \$	4,621	18,126	15,888	38,709	64,979
	Mexico..... \$	1,088	2,737	2,432	13,455	15,093
	Norway..... \$	11,410	5,999	4,111	30,519	55,665
	Sweden..... \$	868	1,788	3,381	37,300	24,659
Sails, awnings, tents and tarpaulins.—(Voiles, auvents, tentes, et bâches.)	Total exports \$	175	351	876	3,322	1,841
	United Kingdom.... \$
	United States.... \$	70	295	760	1,445	1,200
Braces and suspenders.—(Bretelles.)	Total exports \$	4,395	9,156	4,328	29,207	25,564
	United Kingdom.... \$	99	16	530	161	785
	United States.... \$
	New Zealand.... \$	4,032	7,604	2,437	27,429	21,063
Corsets and brassières.—(Corsets et brassières.)	Total exports No.	16,784	32,798	2,599	63,074	74,808
	United Kingdom.... No.	19,151	30,639	6,112	75,480	77,881
	United States.... No.	1,829	223	1,004	4,148	4,430
	United States.... No.	1,912	678	2,618	7,818	9,367
	United States.... No.	28	6	27	36	71
	United States.... No.	62	10	53	103	144
	Newfoundland.... No.	4,010	5,508	84	14,876	11,868
	Newfoundland.... No.	2,419	3,528	66	10,802	7,487
	Australia..... No.	1,282	1,702	399	7,683	4,652
	Australia..... No.	3,442	3,875	1,050	19,591	11,404
New Zealand.... No.	9,482	25,286	1,005	35,799	53,207	
New Zealand.... No.	11,161	22,377	2,512	36,460	48,490	
Gloves and mitts, n.o.p.—(Gants et mitaines, n.a.é.)	Total exports \$	39,888	37,214	14,976	176,268	191,089
	United Kingdom.... \$	1,202	430	153	208	3,481
	United States.... \$	78	231	167	328	4,476
	Australia..... \$	27,037	27,305	11,240	158,757	163,824
	New Zealand.... \$	11,403	8,635	3,179	14,168	25,225
Hats and caps.—(Chapeaux et casquettes.)	Total exports \$	9,552	16,972	7,025	36,828	50,263
	United Kingdom.... \$	19	178	19
	United States.... \$	91	348	779	170	1,410
	Newfoundland.... \$	7,664	14,364	4,543	33,636	39,655
Socks and stockings of all kinds.—(Bas et chaussettes de toutes sortes.)	Total exports Doz. pr.	6,623	8,833	7,185	19,829	32,354
	United Kingdom.... Doz. pr.	77,561	163,769	86,766	236,527	374,234
	United Kingdom.... Doz. pr.	10	1	172	57
	United States.... Doz. pr.	140	6	1,903	846
	United States.... Doz. pr.	1	8	3	42	16
	United States.... Doz. pr.	10	196	22	325	271
	Br. So. Africa.... Doz. pr.	292	492	1,303	845	3,593
	Br. So. Africa.... Doz. pr.	3,518	5,504	17,193	9,360	41,262
	Newfoundland.... Doz. pr.	367	639	478	2,309	2,669
	Newfoundland.... Doz. pr.	1,675	2,751	2,447	10,782	12,563
New Zealand.... Doz. pr.	5,021	6,907	4,505	13,475	20,789	
New Zealand.... Doz. pr.	61,901	87,305	55,428	183,218	261,408	
Clothing and wearing apparel, n.o.p.—(Vêtements et costumes, n.a.é.)	Total exports \$	2,007	7,614	16,574	18,688	29,245
	United Kingdom.... \$	108	100	2,452	301
	United States.... \$	70	223	731	903	1,089
	Newfoundland.... \$	1,308	6,109	15,132	11,184	25,214
Oilcloths, all kinds.—(Toiles cirées de toutes sortes.)	Total exports Sq. yd.	12,244	24,417	26,836	136,090	144,263
	United Kingdom.... Sq. yd.	3,880	8,065	9,078	44,989	41,919
	United States.... Sq. yd.	27	4,958	43
	United States.... Sq. yd.	14	1,553	22
	Newfoundland.... Sq. yd.	7,741	13,628	8,228	62,111	72,300
	Newfoundland.... Sq. yd.	1,870	3,294	1,899	17,555	18,632
New Zealand.... Sq. yd.	4,017	9,481	17,724	57,212	67,075	
New Zealand.... Sq. yd.	1,855	3,862	6,933	22,010	24,083	
Other fibre and textile products, n.o.p.—(Autres fibres et produits textiles, n.a.é.)	Total exports \$	28,985	38,100	35,868	111,692	179,516
	United Kingdom.... \$	101	2,211	1,700
	United States.... \$	26,342	31,656	31,446	86,110	147,712
	Australia..... \$	1,608	267	1,223	6,450	7,978
Recapitulation—Fibres, Textiles and Textile Products.—(Récapitulation—Fibres, textiles et tissus.)	Total exports \$	1,015,325	1,149,450	802,995	4,902,067	5,249,313
	United Kingdom.... \$	104,598	51,188	108,914	415,073	460,853
	United States.... \$	531,269	485,120	363,284	2,618,640	2,650,931

EXPORTS of Canadian Produce from Canada, etc.—Continued.

Articles and Countries to which Exported.		Months, 1929			Six Months ending September	
		July	August	September	1928	1929
WOOD, WOOD PRODUCTS AND PAPER.						
BOIS, PRODUITS DU BOIS ET PAPIER.						
WOOD, UNMANUFACTURED OR PARTIALLY MANUFACTURED.						
BOIS BRUT OU PARTIELLEMENT OUVRÉ.						
LOGS AND ROUND TIMBER.						
BILLOTS ET BOIS EN GRUME.						
Fence posts.—(Piquets de clôture.)	Total exports....	No. 48,277	27,818	29,223	278,482	342,918
	\$	4,409	3,066	4,156	25,210	34,548
	United Kingdom..No.					
	United States....No.	48,277	27,818	29,223	278,482	342,918
	\$	4,409	3,066	4,156	25,210	34,548
Logs, cedar.—(Billots de cèdre.)	Total exports...M ft.	10,557	7,069	10,707	83,488	47,799
	\$	168,488	80,783	147,308	1,023,592	639,396
	United Kingdom..M ft.					
	United States....M ft.	3,432	1,064	4,084	11,532	14,604
	\$	55,236	26,291	60,908	175,789	222,051
	Japan.....M ft.	7,125	5,165	6,623	71,954	29,105
	\$	113,252	54,492	86,400	847,729	416,445
Logs, Douglas fir.—(Billots en sapin Douglas.)	Total exports...M ft.	18,098	9,451	6,758	58,212	87,408
	\$	284,776	146,275	95,505	915,317	1,279,676
	United Kingdom..M ft.					
	United States....M ft.	13,879	7,719	5,309	52,143	68,724
	\$	230,220	120,307	79,703	821,510	1,059,380
	Germany.....M ft.	308	328	122	2,676	1,687
	\$	6,336	6,308	1,363	53,378	37,307
	Japan.....M ft.	3,855	919	1,271	2,956	16,226
	\$	46,972	9,717	13,454	31,695	166,542
Logs, hardwood.—(Billots en bois franc.)	Total exports...M ft.	1,031	680	341	5,210	4,522
	\$	25,561	14,067	9,970	154,538	126,419
	United Kingdom..M ft.	84	18	15	715	938
	\$	4,918	1,045	1,394	33,371	43,358
	United States....M ft.	887	662	326	3,984	3,332
	\$	17,963	13,022	8,576	97,707	72,518
Logs, hemlock.—(Billots de pruche.)	Total exports...M ft.	3,942	1,701	3,474	19,978	14,347
	\$	37,573	17,353	31,307	258,901	141,717
	United Kingdom..M ft.					
	United States....M ft.	1,786	1,701	3,046	8,611	10,016
	\$	18,736	17,353	27,781	111,023	100,626
	Japan.....M ft.	2,054		409	1,167	4,210
	\$	18,436		3,390	146,378	40,254
Logs, pine.—(Billots de pin.)	Total exports...M ft.	68	262	91	1,531	440
	\$	1,409	2,062	561	22,318	4,315
	United Kingdom..M ft.					
	United States....M ft.	68	262	91	1,531	440
	\$	1,409	2,062	561	22,318	4,315
Logs, spruce.—(Billots d'épinette.)	Total exports...M ft.	281	416	258	1,705	1,583
	\$	4,208	5,245	3,171	30,487	21,623
	United Kingdom..M ft.					
	United States....M ft.	281	416	245	1,655	1,570
	\$	4,208	5,245	2,971	29,237	21,423
Logs, all other, n.o.p.—(Tous autres bil- lots, n.a.f.)	Total exports...M ft.	170	661	47	3,906	1,851
	\$	1,910	7,886	398	50,155	20,875
	United Kingdom..M ft.				246	
	United States...M ft.	165	448	47	2,410	1,580
	\$	1,864	5,280	398	28,468	17,555
	China.....M ft.		213		1,330	266
	\$		2,606		16,732	3,268
	Germany.....M ft.					
	Japan.....M ft.	5				5
	\$	52				52
Masts and spars.—(Mâts et mâtereaux.)	Total exports....	\$ 316		325	2,771	2,101
	United Kingdom..	60				60
	United States....	16			13	166

EXPORTATIONS de produits canadiens, etc.—*Suite.*

Articles et pays de destination.	Mois, 1929			Six mois terminés avec septembre		
	Juillet	Août	Septembre	1928	1929	
Paper.—(Papiers.)	Total exports. Lin. ft.	531,130	351,313	255,971	2,046,795	2,361,295
	\$	41,558	31,586	36,548	181,266	189,231
U. Kingdom... Lin. ft.						
	\$	414,630	254,373	255,236	1,143,538	1,769,047
United States... Lin. ft.		29,727	21,424	24,048	80,426	128,097
Japan..... Lin. ft.		109,700	96,940	100,735	883,309	569,499
	\$	11,219	10,162	12,500	88,232	58,832
Police, telegraph and telephone.—(Papiers de télégraphie et de téléphonie.)	Total exports.... No.	74,935	125,128	112,159	497,855	543,983
	\$	326,387	525,609	508,496	2,021,559	2,274,581
United Kingdom... No.						
	\$	73,935	125,128	112,159	492,740	542,972
United States.... No.		321,835	525,680	508,496	2,020,391	2,269,079
	\$					
Polish, other.—(Autres papiers.)	Total exports.... \$		1,491	44	2,838	4,467
United Kingdom... \$						
	\$		1,491	44	2,838	4,467
United States.... \$						
Railroad ties.—(Traverses de voie ferrée.)	Total exports.... No.	122,434	359,904	105,139	786,483	886,778
	\$	87,296	239,338	96,520	644,131	659,094
United Kingdom... No.		17,171	67,907	20,488	289,766	124,700
	\$	11,250	44,351	14,520	199,844	83,335
United States.... No.		104,974	97,528	84,651	469,245	567,050
	\$	75,658	100,183	82,000	426,231	480,204
British Sudan... No.						
	\$					
Sawmill and Planing Mill Products.						
Produits DES SCIERIES ET ATELIERS DE PLANAGE.						
Bolts.—Billes.						
Single bolts of pine and cedar.—(Billes à barreaux, de pin et de cèdre.)	Total exports... Cord					
	\$					
United Kingdom... Cord						
	\$					
United States... Cord						
	\$					
Square and other bolts, non.—(Billes à douces et autres billes, n.s.)	Total exports.... \$					
United Kingdom... \$						
United States.... \$						
Lumber and Square Timber.						
Bois de construction et bois équarri.						
Planks and boards, birch.—(Madriers et planches en bouleau.)	Total exports... M ft.	8,975	11,302	8,746	40,909	52,730
	\$	405,756	537,005	418,274	1,797,602	2,392,359
United Kingdom M ft.		4,713	5,088	2,540	23,511	23,507
	\$	167,511	185,837	92,916	891,540	786,837
United States... M ft.		4,221	6,192	6,163	17,226	29,050
	\$	235,291	344,984	321,651	886,454	1,501,430
Planks and boards, cedar.—(Madriers et planches en cèdre.)	Total exports... M ft.	5,292	6,276	4,608	23,637	28,147
	\$	233,439	245,057	185,564	934,696	1,185,264
United Kingdom... M ft.		32	44	32	74	118
	\$	3,200	3,934	2,408	3,226	10,145
United States... M ft.		5,172	6,152	4,537	22,950	27,564
	\$	226,200	238,571	181,542	954,974	1,153,598
Planks and boards, Douglas fir.—(Madriers et planches en sapin Douglas.)	Total exports... M ft.	45,463	45,641	52,111	239,778	267,306
	\$	915,882	952,336	1,037,644	4,698,222	5,404,209
United Kingdom M ft.		4,632	5,443	3,574	18,900	18,399
	\$	97,221	131,336	78,518	430,215	422,523
United States... M ft.		32,524	31,176	31,848	165,189	187,802
	\$	626,566	601,989	624,218	3,045,438	3,593,518
Br. S. Africa... M ft.		1,840	369	527	3,340	6,661
	\$	39,561	11,286	11,683	76,542	162,799
Barbados... M ft.		70	166	244	668	747
	\$	1,582	3,629	5,908	13,757	16,749
Jamaica... M ft.		184		229	1,134	1,060
	\$	3,888		4,848	22,858	22,049
Trinidad & Tob. M ft.		707	238	909	578	2,393
	\$	16,428	5,203	24,982	14,523	58,269
Newfoundland... M ft.		2	2,030	20	2,641	2,265
	\$	155	43,108	1,037	51,866	51,439
Australia... M ft.		566	387	2,867	1,085	7,107
	\$	12,858	11,824	70,906	29,268	167,437
Fiji... M ft.			8	24	1,304	1,596
	\$		420	1,488	38,357	44,354
New Zealand... M ft.		405	1,161	617	3,409	3,663
	\$	9,015	30,738	15,126	92,333	92,560

EXPORTS of Canadian Produce from Canada, etc.—Continued.

Articles and Countries to which Exported.	Months, 1929			Six Months ending September		
	July	August	September	1928	1929	
WOOD, UNMANUFACTURED OR PARTIALLY MANUFACTURED—Continued.						
BOIS BRUT OU PARTIELLEMENT OUVERTÉ—suite.						
SAWMILL AND PLANING MILL PRODUCTS—Concluded.						
PRODUITS DES SCIERIES ET ATELIERS DE PLANAGE—fin.						
Lumber and Square Timber—Concluded.						
Bois de construction et bois équarri—fin.						
Planks and boards, Douglas fir—Concluded.—(Madiers et planches en sapin Douglas—fin.)	Belgium..... M ft.	134	39	54	384	227
	\$	5,180	1,328	1,837	12,105	8,345
	China..... M ft.	1,358	1,729	7,738	5,382	14,574
	\$	30,410	38,051	126,290	117,668	259,067
	France..... M ft.	53	49	181	232	588
	\$	1,857	1,803	6,239	8,450	20,519
	Germany..... M ft.			69	2,324	648
	\$			2,502	74,699	22,932
	Italy..... M ft.	43	43		182	168
	\$	1,495	1,446		5,916	5,719
	Japan..... M ft.	2,548	550	2,582	27,005	13,643
	\$	59,900	14,335	67,492	518,756	309,843
	Netherlands..... M ft.		75		1,016	163
	\$		2,576		32,872	5,771
	Portuguese Africa M ft.		1,503	315	1,420	2,579
	\$		38,836	6,953	35,851	65,487
	Total exports... M ft.	10,711	10,249	9,116	69,520	70,203
	\$	158,595	175,198	154,105	1,269,915	1,181,294
Planks and boards, hemlock.—(Madiers et planches en pruche.)	United Kingdom M ft.	10		20	468	5,784
	\$	190		789	11,032	103,068
	United States... M ft.	10,067	10,030	8,506	56,810	59,038
	\$	145,957	169,004	141,245	983,752	971,230
	Australia..... M ft.	396		233	802	1,076
	\$	7,032		3,972	12,881	18,828
	Japan..... M ft.	161	49	261	10,930	3,748
	\$	3,075	932	4,678	247,817	71,139
	Total exports... M ft.	1,494	1,852	2,310	5,543	9,581
	\$	95,340	113,957	129,390	324,893	577,329
Planks and boards, maple.—(Madiers et planches en érable.)	United Kingdom M ft.	178	178	63	1,338	1,151
	\$	13,648	13,860	5,379	86,952	73,121
	United States... M ft.	1,244	1,563	2,215	4,042	8,189
	\$	75,529	92,924	120,546	223,246	485,563
	Total exports... M ft.	28,159	36,010	30,024	150,291	166,814
	\$	1,127,703	1,341,415	1,046,879	5,710,415	6,221,194
Planks and boards, pine.—(Madiers et planches en pin.)	United Kingdom M ft.	4,064	2,969	2,788	18,098	15,270
	\$	272,284	199,291	176,561	1,302,039	976,162
	United States... M ft.	22,792	31,630	26,265	125,318	145,068
	\$	805,652	1,082,724	838,089	4,151,869	4,982,120
	British Guiana... M ft.	260	285	38	1,248	694
	\$	9,512	8,871	1,500	43,037	24,463
	Barbados..... M ft.	251	233	401	1,708	1,078
	\$	8,054	6,928	12,100	55,917	32,912
	Trinidad & Tob. M ft.	180	24	249	303	778
	\$	6,148	699	5,124	10,109	23,757
	Other Br. W. I. M ft.	236	147	131	1,218	952
	\$	8,700	5,592	5,011	42,993	36,626
	Newfoundland... M ft.	136	157	5	224	529
	\$	7,179	4,788	501	9,119	22,023
	Argentina..... M ft.	38	15	17	641	344
	\$	2,076	922	850	25,272	15,524
	Fr. West Indies... M ft.	133	104	59	246	988
	\$	5,511	4,135	2,360	9,706	46,494
	Total exports... M ft.	71,157	72,408	56,882	375,577	342,293
	\$	1,951,837	2,034,231	1,588,136	10,137,782	9,526,816
Planks and boards, spruce.—(Madiers et planches en épinette.)	United Kingdom M ft.	14,930	18,148	6,622	75,288	54,047
	\$	366,981	499,836	177,136	1,922,732	1,404,160
	United States... M ft.	53,966	52,854	49,643	295,208	281,765
	\$	1,521,337	1,488,277	1,389,725	8,056,712	7,918,093
	Irish Free State M ft.	1,617	576		512	2,344
	\$	38,705	16,574		14,963	59,343
	Br. South Africa M ft.				301	291
	\$				8,350	6,691
	Barbados..... M ft.	109	130	365	1,258	717
	\$	3,393	3,598	9,577	31,792	20,578
	Other Br. W. I. M ft.	40	18	61	191	306
	\$	1,215	806	1,751	5,445	10,133

EXPORTATIONS de produits canadiens, etc.—*Suite.*

Articles et pays de destination.		Mois, 1929			Six mois terminés avec septembre		
		Juillet	Août	Septembre	1928	1929	
Planks and boards, spruce—(Concedés.— (Madriers et planches en épinette.—En.)	Newfoundland... M ft.	30	79	1,044	205	
	\$	610	2,082	13	24,666	6,300	
	Cuba..... M ft.	21	312	768	
	\$	625	9,519	24,811	
	St. Pierre & Miq. M ft.	260	261	122	768	1,097	
Planks and boards, other.—(Autres ma- driers et planches.)	\$	8,792	10,529	4,528	26,529	40,003	
	Japan..... M ft.	13	165	23	
	\$	3,254	20,000	5,828	
	Total exports... M ft.	940	1,953	1,246	5,846	6,181	
	\$	39,307	47,644	46,743	223,173	212,356	
Total Planks and Boards.—(Total ma- driers et planches.)	United Kingdom M ft.	55	45	39	2,240	167	
	\$	4,446	2,972	4,518	61,151	13,739	
	United States... M ft.	831	1,903	1,167	3,509	5,802	
	\$	33,008	44,228	39,177	155,211	135,182	
	Total exports... M ft.	172,181	185,691	165,077	911,101	843,255	
Timber, square, Douglas fir.—(Bois équarré sapin Douglas.)	\$	4,927,858	5,442,843	4,627,725	25,136,688	26,700,851	
	United Kingdom M ft.	28,614	31,915	15,678	139,026	118,443	
	\$	925,481	1,037,066	538,223	4,708,887	3,789,745	
	United States... M ft.	130,817	141,500	130,334	690,312	744,278	
	\$	3,669,480	4,062,701	3,656,193	18,457,856	20,880,674	
Timber, square, hardwood.—(Bois équar- ré, bois franc.)	Total exports... M ft.	18,767	11,577	18,663	73,787	95,063	
	\$	374,029	223,133	364,702	1,431,155	1,878,380	
	United Kingdom M ft.	1,914	2,280	568	8,665	8,757	
	\$	46,282	46,602	12,805	178,674	189,676	
	United States... M ft.	941	699	788	3,361	5,495	
Timber, square, white pine.—(Bois équar- ré, pin blanc.)	\$	17,893	12,504	14,738	63,796	99,912	
	Australia..... M ft.	336	50	1,585	617	4,115	
	\$	8,264	1,000	32,581	16,532	98,695	
	Japan..... M ft.	15,262	8,531	14,398	59,912	73,750	
	\$	294,351	162,895	279,195	1,140,430	1,424,185	
Timber, square, all other, n.s.p.—(Autre bois équarré, n.s.p.)	Total exports... M ft.	251	212	132	1,830	1,597	
	\$	39,260	26,750	14,486	163,652	194,616	
	United Kingdom M ft.	227	212	132	1,709	1,529	
	\$	37,771	26,750	14,486	153,723	189,581	
	United States... M ft.	24	45	36	
Timber, square, white pine.—(Bois équar- ré, pin blanc.)	\$	1,489	2,629	2,989	
	Total exports... M ft.	527	365	199	898	1,041	
	\$	22,992	7,901	5,419	87,195	83,883	
	United Kingdom M ft.	326	53	9	611	726	
	\$	17,269	2,445	331	73,724	49,146	
Timber, square, all other, n.s.p.—(Autre bois équarré, n.s.p.)	United States... M ft.	201	250	190	387	1,210	
	\$	5,638	5,356	5,088	13,471	34,297	
	Total exports... M ft.	31	18	19	1,480	494	
	\$	808	525	345	30,767	10,063	
	United Kingdom M ft.	22	
Other Sawmill and Planing Mill Products. Autres produits des scieries et ateliers de planage.	\$	22	9	19	1,078	
	United States... M ft.	508	225	348	5,213	365	
	\$	208	
	Japan..... M ft.	1,249	111	
	\$	24,450	2,480	
Knees and futtocks.—(Courbes et allonges de navires.)	Total exports.... \$	142	3,197	2,345	16,437	15,051	
	United Kingdom \$	
	United States.... \$	142	3,197	2,345	16,437	15,051	
	Laths of wood.—(Lattes.)	Total exports.... M	85,780	74,418	70,926	754,950	458,008
		\$	388,459	342,380	325,842	3,759,138	2,114,830
United Kingdom. M		53	113	
\$		225	452	
United States.... M		85,817	74,053	70,236	751,873	455,706	
Pickets.—(Piquets.)	\$	385,993	341,509	322,273	3,743,472	2,103,602	
	Total exports.... M	7,477	6,237	5,306	19,999	27,951	
	\$	59,980	58,563	46,308	179,632	254,793	
	United Kingdom. M	
	United States.... M	7,471	6,187	5,254	19,919	27,843	
\$	59,877	57,563	45,250	177,987	252,651		

EXPORTS of Canadian Produce from Canada, etc.—Continued.

Articles and Countries to which Exported.	Months, 1929			Six Months ending September		
	July	August	September	1928	1929	
WOOD, UNMANUFACTURED OR PARTIALLY MANUFACTURED—Concluded.						
BOIS BRUT OU PARTIELLEMENT OUVRÉ—fin.						
SAWMILL AND PLANING MILL PRODUCTS—Concluded.						
PRODUITS DES SCIERIES ET ATELIERS DE PLANAGE—fin.						
Other Sawmill and Planing Mill Products—Concluded.						
Autres produits des scieries et ateliers de planage—fin.						
Shingles of wood.—(Bardeaux.)	Total exports..... M	182,148	150,513	118,296	1,054,576	1,021,710
	\$	735,912	598,943	469,023	3,876,586	4,166,086
	United Kingdom. M			100	203	106
	\$			375	919	411
	United States.... M	179,390	145,196	116,752	1,039,811	1,008,260
	\$	725,139	580,543	462,466	3,824,188	4,113,522
	Barbados..... M	835	3,412		9,205	4,673
	\$	2,413	10,902		29,576	14,510
Shooks.—(Planches à boîtes.)	Total exports..... \$	87,826	57,255	75,631	244,534	345,301
	United Kingdom. \$	12,050	3,800	11,491	12,400	41,473
	United States.... \$	2,447	2,167	5,264	5,911	10,345
	Bermuda..... \$	102			10,385	6,322
	Barbados..... \$	3,900				3,900
	Trinidad & Tob. \$	381		4,900	4,638	15,561
	Australia..... \$	64,074	33,462	10,463	130,449	196,321
	New Zealand..... \$	4,637	16,966	41,090	65,094	65,974
Veneers and plywoods.—(Placages.)	Total exports..... \$	26,811	35,082	12,784	74,451	133,098
	United Kingdom. \$	19,528	19,250	8,247	33,931	82,872
	United States.... \$	4,679	6,329	370	11,236	25,866
	Australia..... \$	307	560	760	8,113	2,038
	New Zealand..... \$	2,162	8,588	3,397	14,836	21,323
Other sawmill and planing mill products, n.o.p.—(Autres produits des scieries et ateliers de planage, n.a.é.)	Total exports..... \$	18,103	20,682	16,387	99,907	108,290
	United Kingdom. \$	2,024		7,536	43,030	35,415
	United States.... \$	14,617	17,732	5,618	50,677	64,518
OTHER UNMANUFACTURED WOOD.						
AUTRE BOIS NON OUVRÉ.						
Bark for tanning.—(Ecorce de tannage.)	Total exports... Cord	137	87	112	1,337	698
	\$	1,345	677	840	11,820	5,124
	United Kingdom. Cord					
	\$					
	United States... Cord	137	87	112	1,337	698
	\$	1,345	677	840	11,820	5,124
Firewood.—(Bois de chauffage.)	Total exports... Cord	3,875	3,599	2,693	10,055	13,568
	\$	31,386	15,508	14,033	49,936	79,754
	United Kingdom. Cord					
	\$					
	United States... Cord	3,875	3,599	2,693	10,016	13,561
	\$	31,386	15,508	14,033	49,605	79,691
Lathwood.—(Bois à lattes.)	Total exports... Cord				645	48
	\$				4,360	400
	United Kingdom. Cord					
	\$					
	United States... Cord				645	48
	\$				4,360	400
Pulpwood.—(Bois à pulpe.)	Total exports... Cord	129,066	191,285	148,404	818,178	740,435
	\$	1,389,818	2,008,273	1,668,541	8,504,339	7,946,367
	United Kingdom. Cord					
	\$					
	United States... Cord	129,066	191,285	148,404	818,178	740,435
	\$	1,389,818	2,008,273	1,668,541	8,504,339	7,946,367
Spoolwood.—(Bois à bobines.)	Total exports... M ft.	1,650	1,689	3,370	5,811	6,789
	\$	110,578	100,822	201,647	376,605	413,017
	United Kingdom. M ft.	1,650	1,636	3,287	5,758	6,573
	\$	110,578	98,589	198,098	374,215	407,265
	United States... M ft.		53	83	53	136
	\$		2,233	3,549	2,390	5,782
Wood, unmanufactured, n.o.p.—(Bois, non ouvré, n.a.é.)	Total exports..... \$	22,705	28,245	25,790	109,608	138,544
	United Kingdom. \$					
	United States.... \$	22,340	28,245	25,745	108,657	137,681

EXPORTATIONS de produits canadiens, etc.—Suite.

Articles et pays de destination.		Mois, 1929			Six mois terminés avec septembre		
		Juillet	Août	Septembre	1928	1929	
Total Wood, Unmanufactured or Partially Manufactured.—(Total, bois brut ou partiellement ouvré.)	Total exports..... \$	9,272,125	10,045,620	8,806,166	49,489,293	49,987,351	
	United Kingdom..... \$	1,187,446	1,279,998	807,506	5,818,761	4,912,789	
	United States..... \$	7,093,872	7,986,175	7,032,322	38,895,005	40,202,584	
WOOD, MANUFACTURED.—BOIS OUVRÉ.							
CASSEURAGE.—TONNELLERIE.							
Barrels, empty.—(Barils vides.)	Total exports..... No.	1,210	379	559	19,315	8,782	
	United Kingdom..... No.	2,442	569	993	46,582	16,149	
	United States..... No.	500			5,116	1,590	
	\$	600			15,200	2,383	
	No.			500	8,160	3,984	
	\$			875	17,040	7,631	
Pails, tubs, churns and other hollow wood-ware.—(Seaux, baquets, barattes et autres récipients en bois.)	Total exports..... \$	76		346	892	663	
	United Kingdom..... \$					67	
	United States..... \$						
Staves and headings.—(Douves et fonds.)	Total exports..... \$	17,733	32,496	15,443	86,290	87,470	
	United Kingdom..... \$						
	United States..... \$		1,200	31	16,912	6,727	
	\$	0,675	25,393	7,523	48,237	40,051	
WOOD PULP.—PULPE DE BOIS.							
Wood pulp, sulphate (kraft).—(Pulpe de bois, au sulfite (kraft).)	Total exports... Cwt.	206,284	265,393	189,518	1,528,960	1,321,736	
	United Kingdom..... Cwt.	602,891	767,921	538,965	4,513,495	3,859,659	
	United States..... Cwt.	203,393	258,717	189,518	1,494,509	1,300,140	
	\$	594,958	744,729	538,965	4,426,844	3,797,576	
Wood pulp, sulphite, bleached.—(Pulpe de bois, au sulfite, blanchie.)	Total exports... Cwt.	329,572	519,776	373,129	2,416,952	2,461,943	
	United Kingdom..... Cwt.	1,270,063	1,904,597	1,397,913	9,180,262	9,297,650	
	United States..... Cwt.	22,346	10,002	19,771	54,395	91,194	
		\$	96,003	43,068	85,017	242,857	392,496
	United States..... Cwt.	247,637	392,893	297,906	1,785,263	1,893,587	
		\$	939,490	1,411,416	1,102,078	6,724,146	6,996,305
	Belgium..... Cwt.	13,064	13,094	13,118	88,177	82,138	
		\$	54,190	56,302	55,832	375,563	350,118
	France..... Cwt.	10,793	26,401	13,228	202,051	138,686	
		\$	72,197	113,949	50,876	862,164	596,723
	Germany..... Cwt.		7,667	7,709	45,084	27,514	
		\$		33,053	33,155	193,313	118,409
	Italy..... Cwt.	9,053	28,033		88,114	102,545	
		\$	38,928	120,539		378,158	439,992
	Japan..... Cwt.	20,624	40,112	19,979	138,410	113,737	
		\$	69,021	119,470	59,906	363,483	351,798
Spain..... Cwt.		1,115		8,657	10,071		
	\$		4,794		37,235	42,871	
Wood pulp, sulphite, unbleached.—(Pulpe de bois, au sulfite, brune.)	Total exports... Cwt.	311,279	395,821	327,389	2,663,765	1,960,888	
	United Kingdom..... Cwt.	763,210	966,515	794,207	5,159,532	4,812,275	
	United States..... Cwt.	30,599	318	318	30,917	30,917	
	\$	80,536		691	81,227		
United States..... Cwt.	276,167	341,616	253,844	1,740,116	1,673,765		
	\$	682,048	845,372	624,627	4,352,215	4,149,489	
Japan..... Cwt.	35,612	17,906	71,547	323,649	245,528		
	\$	81,662	40,607	164,984	798,317	578,154	
Wood pulp, mechanically prepared.—(Pulpe mécanisée.)	Total exports... Cwt.	311,583	392,111	478,887	1,938,525	2,251,983	
	United Kingdom..... Cwt.	435,989	557,645	675,376	2,663,332	3,139,943	
	United States..... Cwt.	19,260	133,190	158,294	328,637	357,629	
	\$	19,084	204,815	233,377	480,761	541,806	
United States..... Cwt.	301,323	258,921	294,434	1,609,938	1,868,105		
	\$	417,905	352,831	404,225	2,184,571	2,558,369	
Wood pulp, screenings.—(Sesures de pulpe.)	Total exports... Cwt.	54,679	91,200	65,258	328,359	428,830	
	United Kingdom..... Cwt.	54,639	75,458	61,950	336,331	370,547	
	United States..... Cwt.						
	\$	54,364	91,200	65,258	324,673	428,015	
	\$	54,324	75,458	61,950	330,078	369,732	
Total Wood Pulp.—(Total, pulpe de bois.)	Total exports... Cwt.	1,213,897	1,664,211	1,434,191	8,268,611	8,425,290	
	United Kingdom..... Cwt.	3,122,292	4,272,047	3,188,495	21,845,952	21,179,974	
	United States..... Cwt.	32,606	179,761	178,383	383,032	485,740	
	\$	114,087	328,359	319,085	723,618	1,017,529	
United States..... Cwt.	1,082,884	1,341,347	1,100,959	6,954,199	7,163,612		
	\$	2,988,799	2,436,300	2,732,416	18,017,964	17,821,471	

EXPORTS of Canadian Produce from Canada, etc.—Continued.

Articles and Countries to which Exported.	Months, 1929			Six Months ending September		
	July	August	September	1928	1929	
WOOD, MANUFACTURED—Concluded.						
BOIS OUVRÉ—fin.						
OTHER WOOD PRODUCTS.						
AUTRES PRODUITS DU BOIS.						
Ashes.—(Cendres.)	Total exports..... \$	142	232	834	4,562	3,480
	United Kingdom. \$					
	United States..... \$	142	232	834	4,562	3,480
Charcoal.—(Charbon de bois.)	Total exports..... \$				267	60
	United Kingdom. \$					
	United States..... \$				67	
Coffins, caskets and parts.—(Cercueils et parties de cercueils.)	Total exports..... \$	3,361	2,534	3,748	11,169	16,954
	United Kingdom. \$	1,000	1,847	2,190		8,513
	United States..... \$				45	
Doors, sashes and blinds of wood.—(Portes, chassis et persiennes.)	Total exports..... \$	1,456	8,842	1,562	36,298	21,481
	United Kingdom. \$	181	2,859		7,261	4,795
	United States..... \$	63	105	8	808	1,093
	Br. South Africa. \$				4,494	1,757
	New Zealand..... \$	471	2,608	854	10,666	7,890
	Portuguese Africa. \$	117		324	4,720	1,643
Furniture of wood.—(Meubles.)	Total exports..... \$	28,235	28,503	29,030	176,647	162,604
	United Kingdom. \$	3,510	9,839	9,153	25,604	33,302
	United States..... \$	4,186	3,091	7,847	29,520	17,493
	Br. South Africa. \$	2,959	2,492		30,709	16,844
	Bermuda..... \$	1,836	1,203	1,502	9,855	8,571
	Newfoundland..... \$	9,957	3,465	3,934	32,094	43,663
	New Zealand..... \$	1,667	1,294	1,717	16,286	11,090
Handles of wood, of all kinds.—(Manches et poignées de toutes sortes.)	Total exports..... \$	13,876	13,240	7,724	43,196	62,841
	United Kingdom. \$	5,862	5,634	1,920	14,827	27,641
	United States..... \$	2,941	939	3,883	12,730	13,431
	Br. South Africa... \$	1,672	1,632	594	7,464	7,637
Matches of wood.—(Allumettes en bois.)	Total exports..... \$	602	964	124	2,616	2,862
	United Kingdom. \$					
	United States..... \$					
Match splints.—(Bois d'allumettes, fendu.)	Total exports..... \$	48,030	43,500	48,100	182,888	264,212
	United Kingdom. \$	48,030	29,900	44,200	152,945	232,512
	United States..... \$				43	
	Irish Free State... \$		10,400	3,900	29,900	25,000
Mouldings, trimmings and other house furnishings of wood.—(Moulure, appliques et autres décorations d'appartements.)	Total exports..... \$	1,239	3,936	2,025	11,078	17,285
	United Kingdom. \$				117	579
	United States..... \$	408	553	245	6,048	8,737
All other manufactures of wood, n.o.p.—(Tous autres articles en bois, n.a.é.)	Total exports..... \$	84,112	84,958	90,087	474,648	499,828
	United Kingdom. \$	26,746	35,393	28,466	239,382	201,186
	United States..... \$	37,000	41,853	42,182	175,283	226,312
Total Wood, Manufactured.—(Total, bois ouvré.)	Total exports..... \$	3,328,595	4,491,731	3,668,421	22,922,905	22,638,803
	United Kingdom. \$	199,416	413,831	405,020	1,163,754	1,520,124
	United States..... \$	2,734,065	3,477,779	2,787,475	18,279,181	18,152,027
Total Wood and Wood Products.—(Total, bois et produits du bois.)	Total exports..... \$	12,550,720	14,537,351	12,474,581	72,412,198	72,626,154
	United Kingdom. \$	1,386,862	1,693,829	1,212,526	6,982,515	6,438,913
	United States..... \$	9,827,937	11,463,954	9,819,797	57,174,186	58,354,611
PAPER, N.O.P.—PAPIER, N.A.E.						
Pulp and fibre wallboards.—(Planches de pulpe et fibre.)	Total exports... Cwt.	11,568	16,680	11,147	60,125	86,364
	\$	46,542	67,251	38,373	235,455	357,804
	United Kingdom Cwt.	7,033	6,495	2,980	34,198	36,614
	\$	28,311	26,187	8,788	163,704	155,936
	United States... Cwt.	1,177	4,135	2,233	49	13,459
	\$	4,519	14,781	8,448	121	47,418
	Br. South Africa. Cwt.	1,635	2,295	544	11,049	11,386
	\$	6,090	9,142	1,573	53,428	40,161
	Australia..... Cwt.		1,463	2,072	2,820	7,123
	\$		5,905	7,777	13,238	28,449
	New Zealand.... Cwt.		484	1,250	4,106	3,565
	\$		1,963	3,709	15,468	13,690
	Netherlands.... Cwt.	967	180		3,448	3,481
	\$	4,439	674		18,382	17,219

EXPORTATIONS de produits canadiens, etc.—*Suite.*

Articles et pays de destination.	Mois, 1929			Six mois terminés avec septembre		
	Juillet	Août	Septembre	1928	1929	
	Paper board, n.e.p.—(Papier cartonné, n.e.p.)	Total exports.... \$	153,049	133,538	150,049	743,864
	United Kingdom... \$	44,191	29,735	51,597	162,310	208,074
	United States.... \$	97,218	95,612	92,906	542,751	603,795
	Irish Free State... \$	1,835	4,519	15,337	7,679
	Br. South Africa... \$	6,186	6,571	6,214	20,647
	New Zealand.... \$	3,580	1,403	1,102	15,676	22,342
Book paper.—(Papier pour l'impression des livres.)	Total exports... Cwt.	5,956	6,695	5,651	33,422	32,584
	United Kingdom... \$	51,939	54,818	51,144	282,839	285,764
	United States.... Cwt.	291	392	141	1,900	1,708
	United States.... Cwt.	3,682	4,405	1,980	20,404	21,374
	United States.... Cwt.	10	1
	United States.... Cwt.	251	7
	Br. South Africa Cwt.	1,328	152	87	2,250	2,758
	Br. South Africa Cwt.	15,685	1,701	1,074	19,005	28,643
	Australia..... Cwt.	2,813	3,705	3,404	14,641	18,374
	Australia..... Cwt.	18,687	24,069	29,468	121,396	142,265
	New Zealand.... Cwt.	955	1,223	1,494	9,166	5,750
	New Zealand.... Cwt.	7,636	11,330	13,007	64,729	50,429
	Mexico..... Cwt.	371	282	149	1,842	1,096
	Mexico..... Cwt.	3,682	2,498	1,386	17,618	10,672
Newsprint paper.—(Papier à journal.)	Total exports... Cwt.	3,993,844	4,352,766	4,024,999	20,519,402	21,303,962
	United Kingdom Cwt.	11,795,510	12,659,566	11,689,638	65,733,037	71,562,058
	United Kingdom Cwt.	244,275	312,832	537,347	1,147,805	1,998,386
	United Kingdom Cwt.	700,809	810,304	1,449,548	3,688,375	5,547,316
	United States.... Cwt.	3,418,227	3,680,935	3,288,500	18,081,089	20,712,145
	United States.... Cwt.	10,086,644	10,803,513	9,668,900	57,793,358	61,139,101
	Br. South Africa Cwt.	23,092	29,857	8,605	96,666	120,613
	Br. South Africa Cwt.	69,880	90,873	26,373	326,272	365,532
	Jamaica..... Cwt.	1,726	1,966	9,181	9,285
	Jamaica..... Cwt.	4,535	5,796	31,468	26,826
	Australia..... Cwt.	119,060	131,876	97,705	473,609	631,143
	Australia..... Cwt.	380,125	377,906	272,570	1,628,582	1,978,064
	New Zealand.... Cwt.	35,180	46,568	38,199	194,162	231,677
	New Zealand.... Cwt.	108,770	129,904	104,939	689,639	719,596
	Argentina..... Cwt.	106,766	115,279	46,272	366,098	379,962
	Argentina..... Cwt.	307,267	334,264	139,993	1,082,061	1,110,503
	Colombia..... Cwt.	1,113	5,142	2,757	10,559	15,669
	Colombia..... Cwt.	3,893	19,080	9,953	39,869	56,435
	Cuba..... Cwt.	30,884	13,180	105,540	105,808
	Cuba..... Cwt.	91,690	39,566	340,752	317,099
	Uruguay..... Cwt.	6,085	4,697	20,237	64,111
	Uruguay..... Cwt.	17,191	13,704	65,272	190,104
Wrapping paper, kraft.—(Papier kraft, d'emballage.)	Total exports... Cwt.	20,265	29,486	18,397	137,813	132,589
	United Kingdom Cwt.	198,330	161,717	103,450	751,933	719,688
	United Kingdom Cwt.	3,098	4,900	2,881	34,796	20,165
	United Kingdom Cwt.	16,705	24,435	15,984	176,008	102,671
	United States.... Cwt.	5	64	9
	United States.... Cwt.	52	342	104
	Br. South Africa Cwt.	5,701	9,708	5,368	33,818	34,520
	Br. South Africa Cwt.	34,221	58,116	30,763	200,983	206,005
	Australia..... Cwt.	1,188	3,453	2,220	11,329	15,034
	Australia..... Cwt.	6,143	19,216	13,580	65,776	83,843
	New Zealand.... Cwt.	2,195	3,236	1,090	11,871	13,477
	New Zealand.... Cwt.	11,047	19,091	6,376	65,460	79,429
	Japan..... Cwt.	7,167	6,219	6,229	42,113	44,006
	Japan..... Cwt.	35,444	30,585	33,495	220,714	221,739
Wrapping paper, n.e.p.—(Papier d'emballage, n.e.p.)	Total exports... Cwt.	1,149	1,860	207	7,660	6,661
	United Kingdom Cwt.	4,481	6,143	1,241	27,349	20,049
	United States.... Cwt.
	United States.... Cwt.	453	1,492	4,276	4,812
	United States.... Cwt.	858	3,679	7,905	9,877
	Australia..... Cwt.	1,019
	Australia..... Cwt.	5,526
	New Zealand.... Cwt.	376	284	118	1,474	830
	New Zealand.... Cwt.	1,018	1,984	654	8,455	4,892
Band and writing paper.—(Papier pour l'impression des titres et papier à écrire.)	Total exports... Cwt.	20	692	44	1,944	2,608
	United Kingdom Cwt.	743	5,881	701	18,130	24,458
	United States.... Cwt.	225	20
	United States.... Cwt.	20	23	46	61
	Australia..... Cwt.	734	858	1,741	2,246
	Australia..... Cwt.	6	15	1,834	1,659
	New Zealand.... Cwt.	149	372	14,883	14,435
	New Zealand.... Cwt.	661	29	52	866
	New Zealand.... Cwt.	4,812	1,908	7,248

EXPORTS of Canadian Produce from Canada, etc.—Continued.

Articles and Countries to which Exported.	Months, 1929			Six Months ending September			
	July	August	September	1928	1929		
PAPER, N.O.P.—Concluded.—PAPIER, N.A.É.—fin.							
Bags, boxes and cartons of paper.—(Sacs en papier, boîtes et cartons.)	Total exports..... \$	7,953	5,461	5,875	31,456	33,199	
	United Kingdom..... \$	104	210	83	5,456	1,111	
	United States..... \$	32	2,008	1,177	2,224	3,428	
	Newfoundland.... \$	1,634	2,170	1,285	12,731	12,808	
Hangings of wall paper.—(Papier à tapisserie.)	Total exports.... Roll \$	137,357	133,983	163,153	1,199,060	995,567	
	United Kingdom.... Roll \$	21,197	15,793	15,354	156,706	117,826	
	United States.... Roll \$	525	35,833	63,204	448,896	154,156	
	Newfoundland.... Roll \$	150	4,120	7,157	79,784	18,791	
	Australia..... Roll \$	293	79	296	7,292	14,023	
	New Zealand.... Roll \$	82	37	79	2,267	2,833	
	Chile..... Roll \$	2,541	2,186	37,390	183,702	157,755	
	Colombia..... Roll \$	355	235	2,068	9,448	9,013	
	Mexico..... Roll \$	10,028	17,528	2,206	93,886	85,386	
	Peru..... Roll \$	1,017	2,258	541	13,933	13,944	
	Roofing and building paper of all kinds.—(Papier à toiture et à construction.)	Total exports..... \$	8,157	8,696	12,527	57,809	53,633
	United Kingdom..... \$	7,099	8,017	9,421	4,087	4,623	
	United States..... \$	243	243	242	242	1,261	
	Newfoundland.... \$	243	243	242	44,605	45,423	
Waste paper.—(Rognures de papier et vieux papier.)	Total exports... Cwt. \$	36,305	36,623	37,520	188,438	204,614	
	United Kingdom Cwt. \$	29,016	28,164	28,074	175,129	164,429	
	United States... Cwt. \$	36,305	36,623	37,520	188,283	204,586	
	Newfoundland.... \$	29,016	28,164	28,074	174,808	164,404	
Other paper and manufactures of, n.o.p.—(Autre papier et articles en papier, n.a.é.)	Total exports..... \$	31,031	30,152	19,663	165,657	143,856	
	United Kingdom..... \$	5,254	3,182	3,002	36,761	29,094	
	United States..... \$	13,040	13,637	5,821	65,008	52,605	
	Newfoundland.... \$	2,541	3,710	1,845	9,795	12,430	
	Australia..... \$	1,346	1,996	2,582	12,698	11,208	
	New Zealand.... \$	3,459	2,413	4,041	25,329	15,969	
Total Paper, n.o.p.—(Total, papier, n.a.é.)	Total exports..... \$	12,257,039	13,177,180	12,116,124	68,429,364	74,344,999	
	United Kingdom..... \$	798,606	902,578	1,538,049	4,337,114	6,084,862	
	United States..... \$	10,232,143	10,962,341	9,806,718	58,591,078	62,027,079	
BOOKS AND PRINTED MATTER.							
LIVRES ET IMPRIMÉS.							
Books, bound or unbound.—(Livres, reliés ou non.)	Total exports..... \$	11,605	11,511	15,851	83,433	77,006	
	United Kingdom..... \$	861	442	1,080	9,271	9,972	
	United States..... \$	9,188	9,428	11,419	57,658	47,483	
	Newfoundland.... \$	1,243	769	1,841	5,201	14,229	
Photographs.—(Photographies.)	Total exports..... \$	311	1,056	5,732	3,402	9,593	
	United Kingdom..... \$	13	672	1,665	1,000	
	United States..... \$	202	346	405	1,309	2,068	
Newspapers and other printed and lithographed matter.—(Journaux et autres travaux imprimés ou lithographiés.)	Total exports..... \$	169,646	88,340	165,786	578,409	694,626	
	United Kingdom..... \$	17,403	5,553	11,344	57,756	85,469	
	United States..... \$	69,229	71,033	61,975	451,995	477,197	
	Newfoundland.... \$	1,631	3,353	5,307	14,041	15,070	
	Australia..... \$	1,435	1,578	2,034	5,938	11,806	
	New Zealand.... \$	1,453	1,690	4,140	16,794	24,418	
Total Books and Printed Matter.—(Total, livres et imprimés.)	Total exports..... \$	121,562	100,907	127,363	665,244	781,225	
	United Kingdom..... \$	18,278	6,667	12,424	68,692	96,441	
	United States..... \$	78,619	80,807	73,789	510,962	526,748	
Recapitulation—Wood, Wood Products and Paper.—(Récapitulation—Bois, produits du bois et papier.)	Total exports..... \$	24,929,321	27,815,438	24,718,068	141,506,806	147,752,378	
	United Kingdom..... \$	2,203,746	2,603,074	2,762,999	11,388,321	12,620,216	
	United States..... \$	20,138,699	22,507,162	19,700,314	116,276,226	120,968,438	

EXPORTATIONS de produits canadiens, etc.—*Suite.*

Articles et pays de destination.	Mois, 1929			Six mois terminés avec septembre		
	Juillet	Août	Septembre	1928	1929	
IRON AND ITS PRODUCTS.						
FER ET SES PRODUITS.						
RAW IRON—FER BRUT.						
Iron ore.—(Minerai de fer.)	Total exports... Ton	1,800	1,025	40	2,455	3,115
	\$	6,200	3,925	520	10,420	13,345
	United Kingdom. Ton					
	United States.... Ton	1,800	1,025	40	2,455	3,115
	\$	6,200	3,925	520	10,420	13,345
PIGS, INGOTS, BLOOMS AND BILLETS.						
GUEUSES, SAUMONS, LINGOTS ET LOUPES.						
Pig iron.—(Fer en gueuse.)	Total exports... Ton	77	268	296	141	901
	\$	1,332	4,485	5,498	2,619	15,633
	United Kingdom. Ton					
	United States.... Ton	55	268	296	54	857
	\$	912	4,485	5,498	1,025	14,793
Ferro-silicon.—(Ferro-silicium.)	Total exports... Ton	2,588	3,343	2,346	6,547	15,996
	\$	91,044	124,134	96,760	208,449	605,959
	United Kingdom. Ton					
	United States.... Ton	2,588	3,343	2,346	6,441	15,980
	\$	91,044	124,134	96,760	197,975	605,339
	Mexico..... Ton				100	
	\$				10,093	
Ferro-manganese and other ferro-alloys, n. o. p.—(Ferro-manganèse et autres ferro-alliages, n. a. 6.)	Total exports... Ton	3,565	3,583	2,229	16,183	21,066
	\$	349,052	339,017	211,504	1,463,925	2,021,731
	United Kingdom. Ton					
	United States.... Ton	3,565	3,583	2,229	16,175	21,066
	\$	349,052	339,017	211,504	1,463,278	2,021,731
Billets, ingots and blooms of iron and steel. (Saumons, lingots et loupes de fer et d'acier.)	Total exports... Ton		50		451	66
	\$		2,095		10,599	3,117
	United Kingdom. Ton					
	United States.... Ton		50			66
	\$		2,095			3,117
	New Zealand.... Ton				451	
	\$				10,599	
Total Pigs, Ingots, Blooms and Billets.—(Total, gueuses, saumons, lingots et loupes.)	Total exports.... \$	441,428	469,731	313,762	1,685,592	2,646,440
	United Kingdom. \$					
	United States.... \$	441,008	469,731	313,762	1,662,278	2,644,980
SCRAP IRON OR STEEL—FERRAILLE.						
Scrap iron or steel.—(Vieille ferraille et rognures de fer et d'acier.)	Total exports... Ton	12,570	15,983	11,032	40,256	81,787
	\$	147,286	171,459	128,450	488,815	935,435
	United Kingdom. Ton	168		42	148	1,001
	\$	3,109		783	3,549	13,897
	United States.... Ton	10,110	14,287	8,353	30,602	53,480
	\$	113,530	148,659	93,435	340,829	584,010
	Germany..... Ton				8,034	96,104
	\$				4,099	19,198
	Japan..... Ton	2,294	1,696	2,637	43,312	241,171
	\$	30,647	22,800	34,232	5,324	79,860
	Poland & Danzig. Ton					
	\$					
CASTINGS AND FORGINGS.						
PIÈCES FONDUES ET FORGÉES.						
Castings of iron and steel, n. o. p.—(Fontes de fer et d'acier, n. a. 6.)	Total exports... Cwt.	1,121	20,620	12,099	5,494	36,194
	\$	6,584	115,414	69,067	42,394	208,150
	United Kingdom. Cwt.	156	240	362	852	1,120
	\$	1,050	2,450	3,082	9,112	10,744
	United States... Cwt.	862	20,360	11,603	3,944	34,558
	\$	4,632	112,734	64,562	23,433	191,557
Forgings of iron and steel.—(Pièces forgées de fer et d'acier.)	Total exports... Cwt.	4	19	10	85	119
	\$	72	171	144	2,228	1,899
	United Kingdom. Cwt.				60	107
	\$				763	1,346
	United States... Cwt.		18	10	7	29
	\$		160	144	355	315

EXPORTS of Canadian Produce from Canada, etc.—Continued.

Articles and Countries to which Exported.	Months, 1929			Six Months ending September		
	July	August	September	1928	1929	
ROLLING MILL PRODUCTS, N.O.P.						
PRODUITS DES LAMINOIRS, N.A.É.						
Bars and rods of iron and steel.—(Barres et baguettes de fer et d'acier.)	Total exports ... Ton \$	739	973	1,911	16,345	8,190
	United Kingdom	15			4	16
	United States	1,756			561	1,811
	Newfoundland	183	171	328	1,179	1,086
	New Zealand	8,349	7,606	14,964	57,089	49,483
	Japan	42	95	135	207	375
		2,222	4,405	6,531	11,409	18,238
		468	65	1,425	4,351	3,252
		17,212	3,244	48,598	158,371	116,494
			486		9,876	2,268
			17,586		270,424	99,020
Plates and sheets of iron and steel.—(Plaque et tôles de fer et d'acier.)	Total exports ... Ton \$	19	5	2	136	44
	United Kingdom	1,355	451	265	7,770	3,684
	United States				63	
					2,570	
Rails of iron and steel.—(Rails de fer et d'acier.)	Total exports ... Ton \$	39	7,100	6,729	3,770	14,789
	United Kingdom	300	230,362	236,808	135,301	492,368
	United States	30	1,501		3,713	2,433
	British India	300	38,764		133,209	62,784
Structural steel.—(Acier de charpente.)	Total exports ... Ton \$	12	5	15	235	209
	United Kingdom	4,187	507	2,166	24,486	35,309
	United States				46	
					4,606	
Total Rolling Mill Products, n.o.p.—(Total, produits des laminoirs, n.a.é.)	Total exports ... \$	37,034	267,354	310,830	684,215	848,262
	United Kingdom	1,756			561	1,811
	United States	8,649	46,372	14,964	197,484	112,277
TUBES, PIPE AND FITTINGS.						
TUYAUTERIE ET ACCOUPLEMENTS.						
Pipe and tubing and fittings of iron and steel.—(Tuyaux et tubes et accouplements et pièces d'assemblage de fer ou d'acier.)	Total exports ... \$	200,416	197,146	239,973	739,067	1,323,788
	United Kingdom	14,222	25,236	29,314	80,598	94,711
	United States	26,767	48,367	44,864	290,846	290,283
	Br. South Africa	54,500	12,512	41	33,867	104,435
	Newfoundland	4,168	2,652	6,261	11,756	21,205
	Australia	20,157	21,473	64,165	72,882	210,950
	New Zealand	21,827	46,023	36,924	115,074	163,448
	Argentina	3,976	9,448	17,360	35,191	88,442
	Brazil	4,744	1,558	687	3,912	13,697
	Chile	2,075		1,625	14,623	7,623
	China	3,864	4,744	3,260	11,529	52,851
	Sweden	10,289	10,587	18,552	15,990	113,230
WIRE.—FIL DE FER.						
Wire, barbed, of iron and steel.—(Fil de fer ou d'acier barbelé.)	Total exports ... Cwt. \$	2,596	834	4,825	15,394	16,121
	United Kingdom	9,174	2,882	17,594	51,932	57,113
	United States					
	New Zealand	2,065	403	4,575	11,656	12,193
		7,590	1,583	16,842	40,604	44,853
Wire, woven fencing, of iron and steel.—(Clôture en fil de fer ou d'acier entrelacé.)	Total exports ... \$	10,189	11,557	13,558	70,554	66,636
	United Kingdom	1,931	2,337	3,080	18,174	16,480
	United States	248	166	10	694	2,514
	British India	6,531	6,447	10,040	37,553	37,156

EXPORTATIONS de produits canadiens, etc.—*Suite.*

Articles et pays de destination.		Mois, 1929			Six mois terminés avec septembre	
		Juillet	Août	Septembre	1928	1929
Wire, other, of iron and steel, n.o.p.—(Autre fil de fer ou d'acier, n.s.é.)	Total exports \$	62,895	51,582	83,197	349,966	379,120
	United Kingdom..... \$	16,611	16,010	20,697	82,319	93,349
	United States..... \$	611	2,108	39	413	2,808
	Newfoundland..... \$	8,449	741	6,782	26,987	29,961
	Australia..... \$	114	4,023	1,203	28,088	28,798
	New Zealand..... \$	34,390	20,700	51,160	188,812	194,432
	China..... \$	1,698	5,390	10,127
Japan..... \$	2,630	8,287	4,156	
Total Wire.—(Total, fil de fer.)	Total exports \$	82,058	66,021	114,349	463,452	502,869
	United Kingdom..... \$	18,542	18,347	23,777	80,493	100,829
	United States..... \$	859	2,274	49	1,077	5,322
CHAINS—CHAÎNES.						
Chains of iron and steel.—(Chaînes de fer et d'acier.)	Total exports \$	12,441	31,654	17,937	86,095	92,220
	United Kingdom..... \$	15	301	5,447	17,635	14,247
	United States..... \$	576	1,719	748	957	3,369
	Br. South Africa..... \$	3,841	4,852	1,382	14,448	19,392
	Australia..... \$	1,355	32	3,448	3,285
	New Zealand..... \$	4,954	745	746	6,922	9,668
ENGINES AND BOILERS. MACHINES ET CHAUDIÈRES.						
Internal combustion engines and parts.—(Moteurs à explosions et leurs pièces de rechange.)	Total exports No.	263	179	275	871	1,392
	\$	26,478	19,474	34,917	98,665	161,894
	United Kingdom..... No.	3	9	1	12
	\$	283	870	124	1,792
	United States..... No.	1	4	6	18	14
	\$	349	202	2,305	4,181	3,891
	Br. South Africa..... No.	5	28	5	31	50
	\$	597	3,007	472	3,268	4,924
	Newfoundland..... No.	137	61	31	372	606
	\$	14,449	7,663	3,843	41,384	69,766
	Australia..... No.	63	40	8	111
	\$	5,955	3,631	891	10,395
	Argentina..... No.	76	26
	\$	5,838	3,361
	Denmark..... No.	100	120	100
\$	13,281	11,916	13,734	
Germany..... No.	20	18	10	180	108	
\$	1,557	2,066	1,020	20,319	10,991	
Steam engines and parts.—(Machines à vapeur et leurs pièces de rechange.)	Total exports No.	1	1	5
	\$	745	291	596	3,391
	United Kingdom..... No.
United States..... No.	
Locomotives and parts.—(Locomotives et leurs pièces de rechange.)	Total exports No.	2	2
	\$	2,493	195	93,769	4,931	97,914
	United Kingdom..... No.
United States..... No.	20	20	
\$	2,493	105	17	1,857	3,591	
Total Engines and Boilers.—(Total, machines et chaudières.)	Total exports \$	29,716	19,870	127,784	164,192	243,109
	United Kingdom..... \$	283	890	124	1,812
	United States..... \$	2,842	307	2,322	6,038	7,482
FARM IMPLEMENTS AND MACHINERY. OUTILLAGE ARATOIRE.						
Cream separators and parts.—(Ecrèmeuses et leurs parties.)	Total exports \$	1,134	6,388	666	13,067	26,938
	United Kingdom..... \$
	United States..... \$	607	1,035	149	4,131	5,004
	Australia..... \$	2,888	4,493	9,151
Milking machines and parts.—(Trayouses mécaniques et parties de.)	Total exports \$	100,868	64,450	44,753	197,521	417,704
	United Kingdom..... \$
	United States..... \$	100,868	64,450	44,753	180,858	417,704
	France..... \$	2,000
	Sweden..... \$	4,663

EXPORTS of Canadian Produce from Canada, etc.—Continued.

Articles and Countries to which Exported.	Months, 1929			Six Months ending September		
	July	August	September	1928	1929	
FARM IMPLEMENTS AND MACHINERY—Continued.						
OUTILLAGE ARATOIRE—suite.						
Harvesters and binders.—(Moissonneuse et lieuses.)	Total exports.... No.	335	390	126	3,096	4,675
	\$	63,448	68,072	24,028	549,427	834,654
United Kingdom..... No.				45	164	
	\$			7,615	26,371	
United States..... No.		154	14	62	300	806
	\$	28,738	2,404	9,346	49,871	145,338
Br. South Africa..... No.		28	216	14	202	258
	\$	4,747	38,527	2,282	34,475	45,556
Australia..... No.		22	12		805	804
	\$	4,538	2,094		145,810	140,736
Argentina..... No.				50	160	50
	\$			12,400	43,505	12,400
Belgium..... No.				15	79	
	\$			2,535	13,677	
Chile..... No.		7	106		70	113
	\$	1,149	17,863		11,812	19,012
Denmark..... No.		34	34		174	549
	\$	5,452	5,460		27,093	88,311
France..... No.		5			65	201
	\$	1,084			11,927	35,844
French Africa..... No.						26
	\$					5,030
Germany..... No.		50			529	455
	\$	10,251			90,374	82,347
Italy..... No.					69	105
	\$				11,808	18,037
Netherlands..... No.					188	97
	\$				31,199	16,602
Russia..... No.					170	400
	\$				30,166	85,643
Spain..... No.						
	\$				94	360
Sweden..... No.					15,198	60,115
	\$					
Hay rakes.—(Râteaux à foin.)	Total exports.... No.	370	147	225	1,394	3,104
	\$	11,664	4,798	6,839	44,980	110,638
United Kingdom..... No.						12
	\$					502
United States..... No.		66	34		432	490
	\$	2,262	1,139		12,025	14,830
Mowing machines.—(Faucheuses.)	Total exports.... No.	460	857	557	5,948	8,521
	\$	26,124	55,201	32,870	358,442	526,028
United Kingdom..... No.		68		26	313	423
	\$	4,210		1,605	18,759	25,517
United States..... No.		109	21	1	589	861
	\$	4,828	1,162	51	31,501	45,248
Br. South Africa..... No.		125	334	495	820	954
	\$	7,652	21,446	29,149	48,519	58,247
Australia..... No.			53		645	886
	\$		3,075		37,040	52,004
New Zealand..... No.				8	492	735
	\$			468	30,548	45,533
Argentina..... No.		100	50	20	1,573	3,124
	\$	5,820	2,925	1,170	99,734	201,086
Belgium..... No.					192	55
	\$				11,298	2,522
Chile..... No.		34	331		321	365
	\$	2,240	22,774		21,871	25,014
Denmark..... No.			10		176	136
	\$		615		10,292	7,945
France..... No.					109	577
	\$				6,120	39,011
Netherlands..... No.					205	30
	\$				12,132	1,830
Norway..... No.					130	170
	\$				7,344	9,645
Russia..... No.						4
	\$					272
Reapers.—(Moissonneuses.)	Total exports.... No.		1	13	618	192
	\$		145	1,247	60,181	14,258
United Kingdom..... No.						
	\$					
United States..... No.					1	1
	\$				90	145
Germany..... No.					461	
	\$				44,887	
Spain..... No.						131
	\$					8,328

EXPORTATIONS de produits canadiens, etc.—*Suite.*

Articles et pays de destination.	Mois, 1929			Six mois terminés avec septembre		
	Juillet	Août	Septembre	1928	1929	
Grains et céréales.—(Moissonneuses-lutteuses.)	Total exports....No.	919	438	234	1,719	2,457
	\$	1,066,993	334,528	266,199	1,697,916	2,663,741
United Kingdom.....No.	\$	1			1	1
United States.....No.	\$	1,283			1,094	1,283
Australia.....No.	\$		8		344	569
Argentina.....No.	\$		8,381		249,762	520,414
	\$		136	30	361	166
	\$		58,319	24,599	174,107	82,918
	\$	918	294	204	965	1,710
	\$	1,065,710	327,828	241,600	1,137,685	1,984,510
Cultivars.—(Souris-fleurs.)	Total exports....No.	2,002	2,321	2,612	6,890	9,566
	\$	35,037	131,597	107,998	297,325	369,321
United Kingdom.....No.	\$					
United States.....No.	\$	1	22	1	2,103	473
	\$	220	1,559	79	186,606	31,907
Br. South Africa.....No.	\$	1,710	40	400	1,771	3,191
	\$	16,424	3,090	2,650	16,936	30,213
Australia.....No.	\$		155	166	1,349	426
	\$		7,858	10,496	36,895	21,909
New Zealand.....No.	\$	12		35	255	206
	\$	116		1,515	2,212	14,833
Argentina.....No.	\$	246	1,900	1,700	432	4,282
	\$	15,966	109,243	86,321	21,314	231,708
Russia.....No.	\$				2	25
	\$				160	2,800
Drills.—(Semoirs.)	Total exports....No.	343	348	84	899	1,109
	\$	46,681	49,124	10,838	92,397	148,739
United Kingdom.....No.	\$					15
United States.....No.	\$	268	328	23	468	1,359
	\$	30,797	41,524	2,465	59,447	96,538
Br. East Africa.....No.	\$				16	2
Br. South Africa.....No.	\$		11	13	2,645	261
	\$		1,537	1,821	120	31
Australia.....No.	\$				296	4,279
	\$				25,144	
New Zealand.....No.	\$			35		35
	\$			3,321		3,321
Argentina.....No.	\$				2	51
	\$				335	8,102
Chile.....No.	\$					
Russia.....No.	\$		2		11	2
	\$		982		2,516	982
Harrows and parts.—(Harnes et leurs parties.)	Total exports....\$	13,775	44,767	49,499	171,487	231,663
United Kingdom.....\$					4,839	2,183
United States.....\$		4,299	16,568	7,715	68,732	96,497
Br. South Africa.....\$		2,784	11,073	9,203	37,714	53,203
Australia.....\$			5,822	9,087	30,304	20,752
Argentina.....\$		2,934	5,439	20,226	9,332	36,524
Ploughs and parts.—(Charrues et leurs parties.)	Total exports....\$	390,827	299,957	360,475	1,222,963	1,783,799
United Kingdom.....\$		4,299		5,078	15,306	19,769
United States.....\$		76,163	88,726	78,141	158,188	387,116
Br. East Africa.....\$		363	3,896	14	10,173	7,814
Br. South Africa.....\$		107,164	54,372	35,024	334,276	490,503
Australia.....\$		2,072	22,884	45,027	121,675	75,971
New Zealand.....\$			65	190	4,059	1,488
Argentina.....\$		9,458	58,245	138,294	82,345	348,708
Czechoslovakia.....\$		3,562			34,569	3,562
Egypt.....\$		4,108	4,225	6,337	8,308	18,185
France.....\$		4,600	20,199	13,087	17,276	66,214
Germany.....\$		6,665	25,809	15,564	53,352	53,396
Hungary.....\$		1,713	509	851	102,105	7,977
Morocco.....\$		1,750	888	1,870	32,583	4,506
Poland & Danzig.....\$		20,453	4,104	3,628	15,627	29,046
Portuguese Africa.....\$		1,025			20,814	
Romania.....\$		2,925	2,568		19,549	14,386
Russia.....\$					20,053	
Uruguay.....\$		111,418			84,104	168,040
	\$	11,738		875	24,957	19,892
Sowers.—(Semoirs.)	Total exports....No.			5	33	27
	\$			296	3,486	3,726
United Kingdom.....No.	\$					
United States.....No.	\$				17	1
	\$				2,429	154

EXPORTS of Canadian Produce from Canada, etc.—Continued.

Articles and Countries to which Exported.	Months, 1929			Six Months ending September	
	July	August	September	1928	1929
FARM IMPLEMENTS AND MACHINERY—Concluded.					
OUTILLAGE ARATOIRE—fin.					
Threshing machine separators and parts.— (Machines à battre, séparateurs et pièces détachées.)	Total exports \$	35,370	249,029	96,383	151,407
	United Kingdom..... \$			901	1,151
	United States..... \$	26,537	122,246	27,113	80,984
	Br. South Africa..... \$	2,797	30,480	4,899	2,487
	New Zealand..... \$		9,336		26,362
	Argentina..... \$	2,080	59,937	24,040	20,574
	Chile..... \$			6,897	2,272
	Morocco..... \$				6,887
Garden and farm tools.—(Outils de ferme et de jardin.)	Total exports \$	12,163	19,659	13,584	110,213
	United Kingdom..... \$	1,438		400	14,094
	United States..... \$				154
	New Zealand..... \$		6,534	10,900	30,775
	Argentina..... \$	4,019	8,147		31,794
	Denmark..... \$	335	244	27	1,206
	Netherlands..... \$	4,233	168		4,461
Spades and shovels and parts.—(Bêches et pelles et leurs parties.)	Total exports Doz.	1,177	2,612	2,648	16,427
	United Kingdom Doz.	10,862	24,346	22,539	149,656
	United States... Doz.				3
	Br. South Africa Doz.		1,310	1,257	927
	Argentina..... Doz.	853	12,440	10,871	5,072
		7,899	887	1,225	48,217
			8,524	9,558	8,368
					73,229
Other farm implements and machines.— (Autres machines et outils aratoires.)	Total exports \$	68,396	60,945	37,248	210,733
	United Kingdom..... \$	240	3,312	1,121	4,679
	United States..... \$	40,361	2,278	2,737	41,275
	Br. South Africa..... \$	19,809	4,751		60,191
	Australia..... \$	418	1,244	1,134	9,861
	Argentina..... \$	84	11,325	6,240	20,597
	France..... \$	248	24,632	13,183	53,210
	Germany..... \$	514			1,283
Parts of farm implements and machines, n.o.p.—(Pièces détachées de machines et d'instruments aratoires, n.a.é.)	Total exports \$	261,766	336,607	228,218	1,547,321
	United Kingdom..... \$	3,480	9,351	13,458	71,936
	United States..... \$	109,589	66,384	34,230	550,222
	Br. South Africa..... \$	39,034	48,358	28,624	96,537
	Australia..... \$	24,983	30,138	15,993	178,570
	New Zealand..... \$	2,008	8,347	5,740	46,177
	Argentina..... \$	46,632	128,464	110,904	405,581
	France..... \$	1,833	16,485	2,496	28,740
	Germany..... \$	4,761	3,359	1,552	34,668
	Russia..... \$	5,480	5,466	50	21,775
Total Farm Implements and Machinery. (Total, outillage aratoire.)	Total exports \$	2,145,963	1,809,643	1,393,674	6,778,562
	United Kingdom..... \$	14,956	12,663	22,563	133,643
	United States..... \$	425,809	418,001	206,779	1,678,102
HARDWARE AND CUTLERY.					
FERRONNERIE ET COUPELLERIE.					
Razors and razor blades of all kinds.— (Rasoirs et lames de rasoirs de toutes sortes.)	Total exports \$	3,233	37,547	2,635	472,956
	United Kingdom..... \$	375			1,550
	United States..... \$				250,010
	Australia..... \$				40,451
	New Zealand..... \$	735	33,198		170,019
	Denmark..... \$				
Cutlery, n.o.p.—(Coutellerie, n.a.é.)	Total exports \$	662	111	278	529
	United Kingdom..... \$				186
	United States..... \$				
Wire nails.—(Clous de fil de fer.)	Total exports ... Cwt.	6,833	4,192	4,558	37,632
	United Kingdom Cwt.	23,675	14,423	14,558	128,989
	United States... Cwt.				276
	British Guiana... Cwt.	719	391	239	985
	Barbados..... Cwt.	2,399	1,298	836	1,588
	Jamaica..... Cwt.	421	353	225	5,617
	Trinidad & Tob Cwt.	1,254	1,086	682	2,935
		758	120	26	8,770
		3,579	534	163	1,510
		786	947	847	7,491
		2,210	2,659	2,444	3,331
		1,373	375	629	10,093
					4,307
					4,886
					12,942

EXPORTATIONS de produits canadiens, etc.—*Suite.*

Articles et pays de destination.	Mois, 1929			Six mois terminés avec septembre	
	Juillet	Août	Septembre	1928	1929
Wire nails—Concluded.—(Clous de fil de fer—fin.)	Other Br. W.I...Cwt. \$ 865 3,429 1,385 4,612	266 932 1,509 5,963	553 2,161 1,796 5,531	2,655 10,425 17,689 63,154	2,727 10,507 12,078 42,996
Nails, brads, spikes and tacks of iron and steel of all kinds, n.o.p.—(Clous, pointes, chevilles et brochettes en fer ou en acier, de tous genres, n.o.p.)	Total exports...Cwt. \$ 1,953 14,532	1,588 10,939	4,476 19,459	10,035 65,141	12,419 76,996
	United Kingdom...Cwt. \$ 47 700	83 1,006	197 2,203	217 2,875	27 2,875
	United States...Cwt. \$ 15 64	3 14	42 244	27 779	27 779
	Sta. Settlements...Cwt. \$ 105 1,380	55 947	450 5,277	445 5,708	445 5,708
	Jamaica...Cwt. \$ 12 150	56 449	149 580	612 3,977	528 3,249
	Newfoundland...Cwt. \$ 124 797	45 225	78 339	1,487 7,016	827 3,762
	Australia...Cwt. \$ 103 1,077	237 2,329	87 889	793 8,480	944 9,641
	New Zealand...Cwt. \$ 1,190 7,075	975 5,011	3,935 15,668	4,778 21,501	8,027 37,876
	Argentina...Cwt. \$ 144 2,018	324 4,815	328 4,132	328 4,132	328 4,132
	Dutch E. Indies...Cwt. \$ 6 86	10 130	25 326	180 2,505	122 1,560
Needles and pins of all kinds.—(Aiguilles et épingles de toutes sortes.)	Total exports... \$ 45,923	45,981	34,618	317,398	236,751
	United Kingdom... \$ 37,168	34,266	23,127	280,554	177,660
	United States... \$ 592	652	652	652	652
	Australia... \$ 2,397	5,189	8,488	17,435	30,674
	China... \$ 1,170	1,905	272	10,135	8,392
	Japan... \$ 4,596	4,337	2,689	5,378	17,574
Tools and parts of iron and steel.—(Outils et pièces de fer ou d'acier.)	Total exports...Cwt. \$ 894 6,310	1,095 8,103	730 5,846	5,261 34,978	4,974 31,964
	United Kingdom...Cwt. \$ 7	4	149	70	70
	United States...Cwt. \$ 214	22	900	503	503
	Br. South Africa...Cwt. \$ 130	217	18	1,019	697
	Newfoundland...Cwt. \$ 802	1,863	102	6,249	5,014
	Australia...Cwt. \$ 371	244	297	1,301	1,698
	China...Cwt. \$ 2,769	1,611	2,652	8,904	12,183
	New Zealand...Cwt. \$ 271	500	365	1,924	1,665
	Japan...Cwt. \$ 1,875	3,733	2,636	13,581	12,188
Screws of iron and steel, of all kinds.—(Vis de fer ou d'acier de toutes sortes.)	Total exports... \$ 424	576	298	939	2,212
	United Kingdom... \$ 55	40	55	40	40
	United States... \$ 93	70	177	238	238
Skates.—(Tignes.)	Total exports... Pair \$ 2,977 3,220	4,370 5,472	13,464 18,088	39,789 32,351	44,258 44,663
	United Kingdom... Pair \$ 30	117	30	117	73
	United States... Pair \$ 2,929 3,094	4,050 4,462	11,370 14,487	37,830 28,599	41,019 38,095
Hardware, n.o.p.—(Ferronnerie, n.o.p.)	Total exports... \$ 12,746	10,256	13,041	66,527	74,185
	United Kingdom... \$ 10,255	8,782	10,432	46,065	58,232
	United States... \$ 88	135	148	571	624
	Newfoundland... \$ 1,734	419	582	5,912	4,528
Total Hardware and Cutlery.—(Total ferronnerie et coutellerie.)	Total exports... \$ 110,135	133,408	108,821	1,119,718	949,478
	United Kingdom... \$ 48,498	44,054	33,559	331,625	267,124
	United States... \$ 6,544	6,007	15,471	36,294	47,412
MACHINERY (EXCEPT AGRICULTURAL), MACHINERIE (NON ARATOIRE).					
Electric vacuum cleaners and parts.—(Aspirateurs électriques et leurs parties.)	Total exports... No. \$ 161,411	4,663 187,553	2,269 78,242	18,765 788,765	19,731 833,119
	United Kingdom... No. \$ 2,227	2,460	1,680	13,441	12,535
	United States... No. \$ 102,922	98,998	56,849	543,892	544,239
	Australia... No. \$ 30	75	30	3	155
	New Zealand... No. \$ 12	348	304	822	822
	Germany... No. \$ 623	12,589	18,199	31,627	31,627
	Netherlands... No. \$ 4	270	216	1,741	1,144
	Denmark... No. \$ 570	12,435	8,350	82,097	49,047
	Sweden... No. \$ 768	1,404	2,580	3,804	3,804
	Belgium... No. \$ 36,682	55,706	121,864	151,529	151,529
	France... No. \$ 252	492	600	1,344	1,344
	Italy... No. \$ 11,017	19,251	23,724	53,552	53,552

EXPORTS of Canadian Produce from Canada, etc.—Continued.

Articles and Countries to which Exported.	Months, 1929			Six Months ending September		
	July	August	September	1928	1929	
MACHINERY (EXCEPT AGRICULTURAL).—Concluded.						
MACHINERIE (NON ARATOIRE)—fin.						
Sewing machines and parts.—(Machines à coudre et pièces détachées.)	Total exports \$	304,267	276,171	241,688	2,198,423	1,555,626
	United Kingdom..... \$	150	200	370	2,098	1,428
	United States..... \$	135,988	163,755	107,532	25,415	4,430
	Argentina..... \$	160,645	98,676	238,554	1,007,532	530,489
	Brazil..... \$	7,440	12,630	2,764	1,068,555	956,852
	Uruguay..... \$				74,070	58,398
Washing machines, domestic, and wringers.—(Lessiveuses et essoreuses de ménage.)	Total exports \$	6,733	13,906	5,498	27,286	53,371
	United Kingdom..... \$	5,279	13,334	4,757	23,167	42,022
	United States..... \$	158	60	250	208	814
Adding and calculating machines and parts.—(Arithmomètres et leurs parties.)	Total exports No.	397	204	512	2,283	2,130
	United Kingdom..... No.	204	73	349	735	1,017
	United States..... No.	16,782	5,109	27,063	60,330	83,487
	Austria..... No.	84			4	1
	Germany..... No.	114	48	113	2,297	84
		8,820	3,780	20,355	224	22
					20,846	10,341
					1,018	586
					120,881	80,097
Typewriting machines and parts.—(Dactylo-types et pièces détachées.)	Total exports No.	156	13	120	335	745
	United Kingdom..... No.	10,490	817	8,659	12,785	39,824
	United States..... No.	5	1		11	10
		422	55		386	612
Office machinery and parts, n.o.p.—(Machinerie de bureau, n.a.é., et pièces détachées.)	Total exports \$	355		10	1,000	1,710
	United Kingdom..... \$					845
	United States..... \$				523	
Linotype and monotype machines and parts.—(Machines linotypes et monotypes et pièces de rechange.)	Total exports \$	35	5	90	573	464
	United Kingdom..... \$	35		90	573	399
	United States..... \$					
Lawn mowers.—(Tondeuses de gazon.)	Total exports No.	290	317	296	1,133	1,406
	United Kingdom..... No.	1,825	2,259	2,696	10,859	13,098
	United States..... No.	50			200	150
	New Zealand..... No.	700			1,160	1,400
						3
						214
						662
						8,156
Metal-working machinery.—(Machines à travailler les métaux.)	Total exports \$	325	7,193	1,769	34,633	17,046
	United Kingdom..... \$				523	
	United States..... \$		5,327	1,650	2,238	12,990
	Australia..... \$					
Wood-working machinery.—(Machines à travailler le bois.)	Total exports \$	3,926	4,861	5,863	9,270	31,447
	United Kingdom..... \$				200	58
	United States..... \$		4		537	652
	Newfoundland..... \$	1,021	1,222	647	1,568	4,323
	New Zealand..... \$	1,315	2,654	1,670	3,638	19,258
Machinery and parts, n.o.p.—(Machinerie et pièces de rechange, n.a.é.)	Total exports \$	102,169	181,287	54,013	298,813	558,582
	United Kingdom..... \$	13,299	37,568	8,560	33,980	83,532
	United States..... \$	20,061	36,355	25,585	81,409	159,287
	Br. South Africa..... \$	1,194	30,198	178	7,984	39,085
	Malta..... \$				2,783	930
	Newfoundland..... \$	50,241	50,208	9,399	93,712	174,087
	Australia..... \$	75	1,160	35	7,416	2,976
	New Zealand..... \$	3,790	354	605	12,928	13,793
	Japan..... \$	2,596	8,419	670	11,302	18,400
Total Machinery (except Agricultural).—(Total, machinerie (non aratoire).)	Total exports \$	615,067	691,201	450,376	3,610,863	3,317,738
	United Kingdom..... \$	138,982	155,009	98,329	663,020	756,520
	United States..... \$	26,940	42,136	28,050	90,404	176,635
STAMPED AND COATED PRODUCTS.						
ARTICLES ESTAMPÉS ET ÉMAILLÉS.						
Enamelware of iron and steel.—(Objets en fer ou en acier émaillé.)	Total exports \$	1,302	1,863	1,503	13,649	6,974
	United Kingdom..... \$				7,067	230
	United States..... \$					8
	Newfoundland..... \$	432	1,223	919	2,757	3,505

EXPORTATIONS de produits canadiens, etc.—*Suite.*

Articles et pays de destination.		Mois, 1929			Six mois terminés avec septembre	
		Juillet	Août	Septembre	1928	1929
Linéaire.—(Periblatario)	Total exports..... \$	4,266	6,242	152	20,749	23,685
	United Kingdom..... \$				50	38
	United States..... \$		240	10	295	250
	New Zealand..... \$	2,951	4,064		18,392	7,280
TOOLS.—OUTILS						
Axe.—(Rachis.)	Total exports.... Doz.	172	449	741	2,555	2,193
	United Kingdom Doz. \$	1,686	4,117	5,954	22,182	18,817
	United States..... Doz. \$	23		86	138	207
	United States..... Doz. \$	189		437	1,317	1,458
	Newfoundland... Doz. \$	36	296	231	655	553
	New Zealand.... Doz. \$	389	2,991	1,966	6,333	7,702
Tools, hand or machine, non.—(Outils à main et machines outils, non.)	Total exports..... \$	16,543	19,954	39,255	110,829	136,758
	United Kingdom..... \$	1,794	1,895	14,377	12,131	26,141
	United States..... \$	2,108	4,004	2,717	8,939	22,244
	Br. South Africa..... \$	888	1,021	445	21,378	5,343
	British Honduras..... \$	167	151	238	1,320	1,360
	Jamaica..... \$	272		562	2,511	1,983
	Newfoundland.... \$	1,298	1,461	3,775	12,138	13,666
	Australia..... \$	158	716	3,008	1,873	4,173
	Fiji..... \$	133	1,050	396	2,381	4,532
	New Zealand..... \$	7,102	8,149	12,316	37,782	46,925
	Argentina..... \$	1,079	235		1,338	1,978
Colombia..... \$				1,022	1,015	
France..... \$		541		121	541	
Japan..... \$				360	310	
Portuguese Africa. \$	280			1,609	280	
VEHICLES.—VÉHICULES.						
Automobiles, freight, one ton capacity or less.—(Camions automobiles, capacité d'une tonne ou moins.)	Total exports..... No.	2,895	1,885	1,677	19,150	13,268
	United Kingdom..... \$	841,842	726,386	696,583	3,591,706	5,258,987
	United States..... No. \$		1		2	3
	United States..... No. \$		100		325	210
	Br. East Africa... No. \$	150	146	124	638	636
	Br. East Africa... No. \$	57,023	56,615	47,005	238,899	241,273
	Br. South Africa... No. \$	82	6	22	80	278
	Br. South Africa... No. \$	29,997	2,018	8,342	26,148	103,875
	Br. West Africa... No. \$	48	160	82	831	410
	Br. West Africa... No. \$	18,875	64,120	28,271	268,622	152,986
	British India..... No. \$	242	34	234	3,352	1,166
	British India..... No. \$	97,755	10,979	86,207	1,175,143	449,271
	Ceylon..... No. \$	30	14	22	183	276
	Ceylon..... No. \$	11,544	6,076	6,784	65,408	104,518
	Stra. Settlements. No. \$	3			35	19
	Stra. Settlements. No. \$	1,318			10,835	9,533
	British Sudan..... No. \$	12	16	20	126	81
	British Sudan..... No. \$	4,576	6,101	7,629	46,004	29,711
	Barbados..... No. \$	2			23	4
	Barbados..... No. \$	798			9,294	1,596
	Jamaica..... No. \$	30	6	16	150	103
	Jamaica..... No. \$	11,572	2,283	6,188	54,461	39,673
	Trinidad & Tob. No. \$	22	8	9	58	103
	Trinidad & Tob. No. \$	8,373	3,178	3,789	21,305	41,222
	Hong Kong..... No. \$	46	30		50	136
	Hong Kong..... No. \$	18,013	11,893		18,876	53,155
	Iraq (Mesopotamia) No. \$				32	24
	Iraq (Mesopotamia) No. \$				11,264	8,970
	Malta..... No. \$	2		6	136	26
	Malta..... No. \$	1,388		3,052	48,076	10,923
	Australia..... No. \$	49	182	134	672	502
	Australia..... No. \$	25,046	60,797	38,621	203,780	179,046
	Fiji..... No. \$	9		7	18	27
	Fiji..... No. \$	3,424		2,904	7,578	11,091
	New Zealand..... No. \$	275	136	71	245	540
	New Zealand..... No. \$	97,246	47,860	26,760	83,938	193,625
	Argentina..... No. \$	30		248		428
	Argentina..... No. \$	18,371		152,676		266,257
	Belgian Congo.... No. \$	44	68	22	145	318
	Belgian Congo.... No. \$	17,168	27,669	8,492	52,144	124,802
	Bolivia..... No. \$	12	26		14	78
Bolivia..... No. \$	4,853	10,308		5,099	31,019	
Chile..... No. \$	106	139	227	688	978	
Chile..... No. \$	44,961	68,260	38,549	276,139	419,367	

EXPORTS of Canadian Produce from Canada, etc.—Continued.

Articles and Countries to which Exported	Months, 1929			Six Months ending September	
	July	August	September	1928	1929
VEHICLES—Continued.—VÉHICULES—suite.					
Automobiles, freight, one ton capacity or less—Concluded.—(Camions automobiles, capacité d'une tonne ou moins—fin.)	China..... No.	12		48	70
	\$	4,532		17,226	26,436
	Colombia..... No.		30	147	150
	\$		11,952	60,687	59,712
	Ecuador..... No.	10	10	70	94
	\$	3,960	3,961	26,652	37,204
	Egypt..... No.	12	58	356	211
	\$	4,565	21,967	3,645	130,248
	French Africa..... No.	80	32	79	160
	\$	32,363	12,687	29,624	58,895
	Guatemala..... No.	20	16		38
	\$	7,605	6,087		13,457
	Hayti..... No.		10	62	45
	\$		3,966	21,742	17,830
	Dutch E. Indies. No.	5	48	36	168
	\$	2,500	16,667	11,617	52,143
	Panama..... No.	84	58		148
	\$	33,593	23,105		57,528
	Paraguay..... No.	10	10	12	86
	\$	3,799	3,799	4,561	31,163
	Persia..... No.				82
	\$				30,736
	Peru..... No.	88	2	58	260
	\$	36,900	855	23,997	96,580
	Portuguese Africa. No.	2	25	20	85
	\$	746	9,539	7,611	30,992
	Roumania..... No.				158
	\$				57,182
	Spain..... No.	323	466	52	
	\$	128,143	184,442	19,473	
	Syria..... No.	16	22	10	58
	\$	6,087	8,370	3,805	21,009
	Venezuela..... No.	92	120	52	464
	\$	35,535	47,940	20,394	170,328
	Total exports... No.	492	843	671	586
	\$	239,897	398,097	292,616	240,237
Automobiles, freight, over one ton capacity.—(Camions automobiles, de plus d'une tonne de capacité.)	United Kingdom. No.			2	2
	\$			2,280	
	United States..... No.	1		1	3
	\$	726		450	1,926
	Br. East Africa... No.	52	42	97	20
	\$	24,528	18,952	47,060	8,676
	Br. South Africa. No.	25	124	25	106
	\$	12,840	58,418	12,120	40,450
	Br. West Africa... No.	12	50	37	24
	\$	6,269	24,000	16,931	10,195
	British India..... No.	34	197	76	124
	\$	15,721	85,468	33,412	48,019
	Ceylon..... No.				6
	\$				2,293
	Strs. Settlements. No.			13	40
	\$				17,575
	Australia..... No.	100	294	250	168
	\$	38,720	124,229	97,264	52,049
	New Zealand..... No.	250	75	77	51
	\$	111,528	35,616	37,032	22,605
	Dutch E. Indies. No.		48	82	2
	\$		23,274	36,504	718
	Siam..... No.				8
	\$				3,081
	Total exports... No.	3,476	3,595	2,710	26,324
	\$	1,398,722	1,372,821	1,055,284	9,101,974
Automobiles, passenger, valued at \$500 or less.—(Automobiles de promenade, valant \$500 ou moins.)	United Kingdom. No.	429	196	108	1,331
	\$	137,715	69,756	48,313	349,194
	United States..... No.	19	29	32	71
	\$	3,497	6,640	7,485	16,339
	Aden..... No.	3	13	6	29
	\$	1,463	5,845	2,547	10,178
	Br. East Africa... No.	57	60	92	454
	\$	22,121	21,731	35,414	167,121
	Br. South Africa. No.	386	432	228	1,580
	\$	164,549	180,993	91,724	576,909
	Br. West Africa... No.	25	71	35	349
	\$	8,841	29,041	13,960	128,558
	British India..... No.	135	203	144	4,189
	\$	54,681	80,823	58,583	1,557,054
	Ceylon..... No.		32	2	406
	\$		12,624	976	152,240
	Strs. Settlements. No.	65	10	102	721
	\$	26,424	4,987	40,559	261,889
	Total exports... No.	3,476	3,595	2,710	26,324
	\$	1,398,722	1,372,821	1,055,284	9,101,974

EXPORTATIONS de produits canadiens, etc.—*Suite.*

Articles et pays de destination.	Mois, 1929			Six mois terminés avec septembre	
	Juillet	Août	Septembre	1928	1929
	Automobiles, passager, valued at \$500 or less—Continued—(Automobiles de promenade, valant \$500 ou moins— <i>suite.</i>)				
British Guiana... No.	1	2		63	5
\$	394	796		24,303	2,038
British Sudan... No.				25	27
\$				9,654	10,724
Barbados... No.	3		3	60	13
\$	1,176		1,304	22,992	5,268
Jamaica... No.	5	18	4	147	93
\$	1,966	7,180	1,647	55,622	36,848
Trinidad & Tobago... No.	38	18	2	115	105
\$	14,895	7,141	847	44,384	41,564
Other Br. W. I... No.	3	2	6	48	26
\$	1,189	850	2,278	18,974	10,405
Hong Kong... No.	17	7		96	24
\$	6,701	2,964		35,618	9,665
Iraq (Mesopotamia)... No.				120	46
\$				46,324	17,437
Malta... No.	1			81	48
\$	382			31,660	19,108
Newfoundland... No.	3			34	36
\$	800			13,338	14,752
Australia... No.	172	959	620	6,529	2,520
\$	63,809	295,470	196,079	1,771,303	828,716
Fiji... No.	4	4		48	28
\$	1,558	1,850		17,410	11,623
New Zealand... No.	1,021	824	444	1,610	3,848
\$	438,023	345,047	182,540	632,122	1,649,293
Palestine... No.		1		61	38
\$		460		23,538	13,772
Argentina... No.	406	274	520	1,840	2,147
\$	166,898	118,698	225,640	710,486	941,604
Belgium... No.	35				518
\$	13,876				206,026
Belgian Congo... No.	1	7	12	41	55
\$	394	2,924	4,753	16,540	22,356
Bolivia... No.	6	11	2	5	29
\$	2,491	4,610	877	2,023	12,015
Brazil... No.	2		5	299	248
\$	965		1,990	119,414	100,455
Chile... No.	138	109	121	979	725
\$	56,260	44,193	48,821	379,426	293,904
China... No.	13	15		154	64
\$	6,020	6,062		61,701	28,311
Colombia... No.			3	115	24
\$			1,203	44,726	9,524
Costa Rica... No.		3		15	3
\$		1,188		6,195	1,188
Czecho-Slovakia... No.				165	
\$				73,414	
Denmark... No.			7	25	7
\$			3,203	11,100	3,203
Egypt... No.	15	2	8	590	324
\$	6,558	851	3,306	220,103	120,129
French W. Indies... No.	1	8		27	17
\$	452	3,144	386	10,159	6,733
Guatemala... No.	1	4	2	27	14
\$	383	1,651	984	10,848	5,825
Haiti... No.			1	55	17
\$			499	19,954	6,741
Morocco... No.				236	
\$				97,390	
Netherlands... No.				12,864	
\$				1,523	839
Dutch East Indies... No.	65	120	102	538,049	339,008
\$	26,622	47,626	40,114	173	32
Norway... No.				70,551	13,635
\$				99	124
Panama... No.	10			36,562	50,337
\$	4,452			4	26
Paraguay... No.	6		4	16,308	10,427
\$	2,388	1,607	1,609	15	392
Persia... No.	5	19		6,306	110,034
\$	1,991	7,289		335	278
Peru... No.	60	10	62	132,057	112,174
\$	23,961	4,454	24,006	30	92
Portuguese Africa... No.	12	10	12	10,831	25,056
\$	4,854	4,014	4,901	663	736
Roumania... No.	15			255,671	264,543
\$	6,859			1	534
Russia... No.	144			375	213,843
\$	58,793			18	48
Salvador... No.	15	13		6,888	19,297
\$	6,046	5,287		31	
Serb-Croat-Slovene State... No.				11,964	
\$					
Siam... No.		3			
\$		4,922		2,964	4,022

EXPORTS of Canadian Produce from Canada, etc.—Continued.

Articles and Countries to which Exported.	Months, 1929			Six Months ending September	
	July	August	September	1928	1929
VEHICLES—Continued.—VÉHICULES—suite.					
Automobiles, passenger, valued at \$500 or less—Concluded.—(Automobiles de promenade, valant \$500 ou moins—fin.)	No.	No.	No.		
Spain.....	37	33			170
\$	16,813	15,189			77,252
Canary Islands.....	8		4	33	26
\$	3,278		1,625	12,973	10,657
Switzerland.....				19	
\$				8,916	
Syria.....	14	10		123	187
\$	5,948	4,920		47,359	71,677
Turkey.....				38	34
\$				14,616	13,503
Uruguay.....	39	2		111	241
\$	15,158	862		43,986	90,992
Venezuela.....		30		202	101
\$		11,794		76,400	30,695
Total exports.....	No	1,300	1,332	4,893	7,682
\$	784,826	840,688	930,402	3,175,615	4,846,285
United Kingdom.....	No.	302	250	1,555	953
\$	48,974	108,592	181,217	1,056,404	657,296
United States.....	No.	6	10	14	20
\$	600	4,154	6,231	10,420	13,535
Br. East Africa.....	No.	11	8	117	52
\$	2,187	5,938	4,240	69,607	29,135
Br. South Africa.....	No.	89	57	143	401
\$	70,973	49,186	36,080	82,761	233,203
Br. West Africa.....	No.	7	9	17	36
\$	5,443	3,913	4,748	11,539	20,382
British India.....	No.	29	38	390	207
\$	25,787	16,788	22,914	268,874	126,654
Ceylon.....	No.		5	37	17
\$			2,792	26,951	10,153
Strs. Settlements.....	No.	2	17	51	57
\$	560	1,358	9,226	29,637	33,910
British Guiana.....	No.	3	1	23	5
\$		2,331	736	15,496	3,591
Barbados.....	No.			20	3
\$				11,784	1,619
Jamaica.....	No.	40	46	50	122
\$		29,496	31,392	40,910	82,086
Trinidad & Tob.....	No.	7	4	57	43
\$	7,187	4,621	2,814	37,147	30,222
Other Br. W. I.....	No.	4		17	15
\$	510	2,321		10,460	8,523
Hong Kong.....	No.	3		14	11
\$	4,120	1,601		10,021	5,721
Malta.....	No.	1	1	37	16
\$		577	540	23,000	9,597
Australia.....	No.	7		493	79
\$	4,987	5,852		262,602	52,547
Fiji.....	No.	8	3	18	20
\$		5,135	1,563	9,946	12,445
New Zealand.....	No.	375	281	1,031	1,737
\$	217,064	259,559	186,366	650,338	1,156,278
Argentina.....	No.	156	370	145	1,621
\$	177,791	104,362	273,355	102,690	1,068,448
Brazil.....	No.	2	1	66	99
\$	4,824	1,236	655	54,535	57,635
Chile.....	No.	35	73	120	378
\$	41,582	19,153	45,621	68,019	207,074
China.....	No.	2		10	29
\$	3,832	1,029		6,009	20,614
Colombia.....	No.	3	3	45	13
\$		2,139	2,105	27,132	8,093
Costa Rica.....	No.			3	
\$				1,534	
Czecho-Slovakia.....	No.			32	
\$				24,516	
Ecuador.....	No.	8		6	29
\$	4,211			3,060	15,203
Egypt.....	No.	10	1	10	47
\$	5,814	630		8,168	25,576
Morocco.....	No.			60	
\$				32,126	
Dutch East Indies.....	No.	23	68	44	34
\$	17,574	43,572	24,714	24,109	124,087
Norway.....	No.			41	57
\$				33,157	36,315
Panama.....	No.	14	4	6	36
\$	8,191	2,073		3,175	19,975
Peru.....	No.	17	12	18	45
\$	8,891	6,290	8,323	25,392	58,716
Roumania.....	No.	4		10	25
\$	2,444			7,010	15,416

EXPORTATIONS de produits canadiens, etc.—*Suite.*

Articles et pays de destination.		Mois, 1929			Six mois terminés avec septembre	
		Juillet	Août	Septembre	1928	1929
Automobiles, passenger, valued at over \$500 up to \$1,000—Concluded.—(Automobiles de promenade, évalués entre \$500 et \$1,000—fin.)	Russia.....No.				35	
	\$				28,312	
	Spain.....No.	66	69	53		578
	\$	35,444	35,918	27,477		314,826
	Uruguay.....No.	34	11		25	73
Automobiles, passenger, valued at over \$1,000—(Automobiles de promenade, de plus de \$1,000.)	Venezuela.....No.	22,681	6,576		18,116	47,769
	\$		1	7	10	22
			886	6,400	5,991	16,553
	Total exports.....No.	5	6	251	1,131	339
	\$	6,028	6,807	318,042	1,365,621	410,631
United Kingdom.....No.			231	658	305	
\$			295,208	801,537	371,401	
United States.....No.	1	4	1		7	
\$	1,500	4,751	1,061		8,577	
Br. South Africa.....No.	2	1		10	3	
\$	2,264	1,020		10,673	3,284	
British India.....No.	1			32	1	
\$	1,132			39,778	1,132	
Ceylon.....No.				11		
\$				12,030		
Jamaica.....No.		1	7	3	8	
\$		1,036	7,574	3,341	8,610	
Trinidad & Tob. No.				4		
\$				4,665		
Australia.....No.				1,398	1	
\$				38		
New Zealand.....No.				45,030		
\$				56	2	
Argentina.....No.			2	66,142	3,016	
\$			3,016	43		
Brazil.....No.				46,919		
\$				8		
Chile.....No.				9,518		
\$				24		
Colombia.....No.				29,663		
\$				8		
Cuba.....No.				9,217		
\$				8		
Egypt.....No.				10,347		
\$				5	1	
Germany.....No.			1	6,729	1,200	
\$			1,200	5		
Guatemala.....No.				5,802		
\$				10		
Italy.....No.				13,801		
\$				8		
Japan.....No.				8,501		
\$						
Mexico.....No.						
\$						
Dutch East Indies No.	1			59	1	
\$	1,132			74,894	1,132	
Norway.....No.			1	16	1	
\$			1,400	17,658	1,400	
Panama.....No.				10		
\$				11,735		
Roumania.....No.				21		
\$				24,642		
Russia.....No.				3		
\$				3,904		
San Domingo.....No.				3		
\$				3,766		
Uruguay.....No.				5		
\$				5,841		
Venezuela.....No.			4	10	4	
\$			4,289	11,467	4,289	
Total exports.....\$	190,265	249,590	204,467	1,126,835	1,178,078	
United Kingdom.....\$	14,703	4,622	5,007	44,636	39,618	
United States.....\$	3,036	2,930	1,977	49,929	19,421	
Br. East Africa.....\$	8,652	18,337	7,491	13,718	60,146	
Br. South Africa.....\$	20,580	10,820	1,942	123,275	101,251	
Br. West Africa.....\$	9,027	5,344	11,048	19,361	53,600	
British India.....\$	24,841	46,200	16,671	173,223	126,418	
Ceylon.....\$	1,243	2,550		7,288	8,695	
Strs. Settlements.....\$	4,367	13,226	2,763	37,113	35,085	
Australia.....\$	50,733	64,868	49,457	321,782	345,142	
New Zealand.....\$	37,407	51,045	68,327	194,287	239,479	
Argentina.....\$	91	10	597	13,696	3,023	
Brazil.....\$	80	147	308	8,257	1,361	
Germany.....\$	1,098	188		7,515	1,776	
Japan.....\$	1,535	928	1,033	1,296	4,145	
Dutch East Indies.....\$	4,632	11,253	22,850	58,484	62,067	
Spain.....\$	222	2,465	4,726	12,373	52,829	

EXPORTS of Canadian Produce from Canada, etc.—Continued.

Articles and Countries to which Exported.		Months, 1929			Six Months ending September	
		July	August	September	1928	1929
VEHICLES—Concluded.—VÉHICULES—fin.						
Bicycles.—(Bicyclettes.)	Total exports.....No.	35	16	6	101	123
	\$	979	476	149	2,701	3,202
	United Kingdom.No.				1	
United States...No.	\$	1	2	4	10	8
	\$	15	25	90	326	175
Bicycles, parts of.—(Pièces de rechange de bicyclettes.)	Total exports.....\$	2,972	2,812	2,794	15,130	12,605
	United Kingdom...\$	222		159		1,172
	United States...\$				51	23
	Australia...\$	333	700	160	4,072	1,193
	New Zealand...\$	2,254	1,177	1,835	7,395	7,243
Railway cars and coaches, and parts.—(Wagons de chemin de fer et pièces détachées.)	Total exports.....No.				7⁰	
	\$	38	1,588	207	193,653	14,167
	United Kingdom.No.					
	United States...No.					
	British India...No.	38	24	307	339	615
	Newfoundland...No.				40,237	
	Brasil...No.				2	
	Lettonia (Latvia).No.				73,352	10,281
					32	
					79,725	15
Tractors and parts.—(Tracteurs et pièces de rechange.)	Total exports.....No.	1		6	5	9
	\$	1,975	156	2,910	5,408	7,459
	United Kingdom.No.					
United States...No.	\$	1			3	3
	\$	1,975	156	753	3,917	5,030
Motor vehicles, n.o.p.—(Véhicules automobiles, n.a.é.)	Total exports.....No.			1	5	1
	\$			150	1,165	150
	United Kingdom.No.				3	
United States...No.	\$				865	
	\$				1	
					150	
All other vehicles and parts, n.o.p.—(Tous autres véhicules et leurs parties, n.a.é.)	Total exports.....\$	10,253	15,612	8,972	42,712	46,560
	United Kingdom...\$	65		66	88	141
	United States...\$	145	59	790	555	1,531
	Australia...\$	2,916	6,123		15,795	9,039
	New Zealand...\$	5,411	7,015	5,202	16,924	20,980
Total Vehicles.—(Total, véhicules.)	Total exports.....\$	3,467,957	3,597,033	3,476,687	18,862,757	21,636,163
	United Kingdom...\$	201,679	272,970	529,970	2,255,024	1,592,557
	United States...\$	11,532	18,839	19,144	86,633	77,854
OTHER IRON AND ITS PRODUCTS.						
AUTRES PRODUITS DU FER.						
Furniture of metal.—(Meubles en métal.)	Total exports.....\$	9,277	17,128	15,621	81,348	86,292
	United Kingdom...\$	2,588	7,234	4,939	21,559	27,318
	United States...\$	139	1,367	121	212	1,716
	Br. South Africa...\$	352	423		5,648	2,579
	Bermuda...\$				3,548	3,896
	British Guiana...\$	1,033	645	1,008	2,227	3,384
	Jamaica...\$	126	793	1,125	2,309	1,974
	Trinidad & Tob...\$	200	506	514	4,543	6,326
	Newfoundland...\$	1,382	742	512	14,088	18,514
	Argentina...\$	996	1,399	4,261	5,880	2,791
	Egypt...\$	272	1,494	317	13,682	3,990
			174			
	Guns, rifles and other firearms of all kinds.—(Fusils, carabines et autres armes à feu, de toutes sortes.)	Total exports.....\$	100	55		476
United Kingdom...\$		100			96	100
United States...\$						
Lamps and lanterns of metal.—(Lampes et lanternes.)	Total exports.....\$	2,762	3,290	7,985	26,947	23,620
	United Kingdom...\$	1,026	1,935	2,633	9,282	7,706
	United States...\$	40	4		318	585
	Br. East Africa...\$				294	
	British India...\$				356	
	Sts. Settlements...\$				785	
	British Guiana...\$	182		176	1,245	2,226
	New Zealand...\$	1,037	248	951	6,837	5,826

EXPORTATIONS de produits canadiens, etc.—*Suite.*

Articles et pays de destination.		Mois, 1929			Six mois terminés avec septembre	
		Juillet	Août	Septembre	1928	1929
Scales and weighing beams.—(Balances et bascules.)	Total exports.... \$	15,633	3,126	14,328	8,972	46,374
	United Kingdom... \$	11,048	12	11,229	263	22,629
	United States... \$	467	173	34	465	807
	Sta. Settlements... \$	233	758	1,111
	Newfoundland... \$	743	192	143	2,131	1,187
	Australia... \$	3,061	2,216	2,922	68	18,194
New Zealand... \$	1,740	227	
Argentina... \$	300	15	300	
Shingles, laths and corrugated roofing, metallic.—(Bardoux et lattes métalliques et tôle cannelée à toiture.)	Total exports.... \$	335	916	5,960	2,868
	United Kingdom... \$
	United States... \$	25
Stoves of all kinds.—(Poêles de toutes sortes.)	Total exports.... \$	8,757	18,643	15,421	47,134	66,172
	United Kingdom... \$	388	631	131	10,485	1,372
	United States... \$	4,195	10,320	7,665	14,679	33,795
	Newfoundland... \$	3,776	4,315	6,592	17,264	24,185

All other manufactures of iron and steel, n.o.p.—(Tous autres articles en fer et en acier, n.a.6.)	Total exports.... \$	99,220	63,826	59,877	336,245	428,378
	United Kingdom... \$	9,297	10,691	16,860	52,458	61,885
	United States... \$	18,382	18,556	22,691	143,194	121,734
	Br. South Africa... \$	5,924	5,665	648	7,228	16,668
	Trinidad & Tob... \$	3,854	793	121	471	77,873
	Newfoundland... \$	8,855	12,858	6,758	39,025	38,704
	New Zealand... \$	628	1,399	3,985	14,065	8,892
	Brazil... \$	787	3,381	1,121	40,672	6,890

Recapitulation—Iron and Its Products.—(Récapitulation—Fer et ses produits.)	Total exports.... \$	7,462,806	7,713,030	6,822,422	35,332,601	43,606,126
	United Kingdom... \$	469,249	553,711	799,320	3,670,835	3,171,464
	United States... \$	1,101,199	1,353,895	838,052	4,593,276	7,016,436

**NON-FERROUS METALS AND THEIR PRODUCTS.
MÉTAUX NON FERREUX ET LEURS PRODUITS.**

**ALUMINIUM AND ITS PRODUCTS.
ALUMINIUM ET SES DÉRIVÉS.**

Aluminium scrap.—(Aluminium, déchets et rognures.)	Total exports... Cwt.	1,939	2,095	2,528	10,613	15,216
	\$	29,983	32,925	39,184	149,946	223,742
	United Kingdom... Cwt.	421	196
	\$	6,655	2,935
	United States... Cwt.	654	5,000	2,651
	\$	11,667	53,077	28,517
Germany... Cwt.	1,706	1,895	1,649	4,178	11,258	
\$	27,012	30,204	25,087	72,610	178,020	
Aluminium in bars, blocks, etc.—(Aluminium en barres, en blocs, etc.)	Total exports... Cwt.	88,739	29,660	13,728	291,633	334,360
	\$	1,549,432	537,229	261,551	3,967,297	6,009,237
	United Kingdom... Cwt.	4,519	4,438	1,799	32,800	30,228
	\$	90,600	83,212	33,059	656,703	585,554
	United States... Cwt.	57,937	12,019	1,008	121,324	180,770
	\$	968,059	203,918	17,460	2,362,948	3,101,529
	British India... Cwt.	310	1,130	1,700	4,809
	\$	7,257	26,902	40,008	112,820
	Belgium... Cwt.	156	22	68	4,995	743
	\$	3,238	558	1,579	100,287	15,052
	Brazil... Cwt.	1,254	831
	\$	21,852	16,344
	Germany... Cwt.	112	536	896	1,895	5,673
	\$	2,034	9,156	15,943	35,277	103,458
	Italy... Cwt.	252	290	9,776	1,634
	\$	5,034	6,128	202,425	33,896
	Japan... Cwt.	18,935	1,827	28,232	68,573
	\$	351,618	33,850	570,442	1,271,918
	Poland & Dansig... Cwt.	224	224
\$	4,565	4,565	
Spain... Cwt.	112	27	
\$	2,191	471	
Switzerland... Cwt.	6,714	4,600	4,497	30,053	
\$	125,591	84,271	81,571	561,325	
Aluminium fittings and hollow-ware.—(Coutellerie et ustensiles en aluminium.)	Total exports.... \$	2,954	5,584	3,994	28,333	29,842
	United Kingdom... \$	171	23	89	9,980
	United States... \$	44	22	5	71
	Newfoundland... \$	273	122	924	1,823	3,750
	Australia... \$	82	212	114	9,912	408
	New Zealand... \$	191	667	506	4,615	2,287
	China... \$	310	6	194	2,898	510
	British East Indies \$	1,351	4,075	1,887	1,489	9,425

EXPORTS of Canadian Produce from Canada, etc.—Continued.

Articles and Countries to which Exported.	Months, 1929			Six Months ending September		
	July	August	September	1928	1929	
ALUMINIUM AND ITS PRODUCTS—Concluded.						
ALUMINIUM ET SES DÉRIVÉS—fin.						
Aluminium, manufactures of, n.o.p.—(Articles en aluminium, n.a.é.)	Total exports..... \$	73,075	72,911	101,358	165,290	568,841
United Kingdom..... \$	1,918	4,644	691	17,872	14,696	
United States..... \$	159	821	10,215	1,749	12,097	
British India..... \$	5,328	19,325	965	10,074	176,264	
New Zealand..... \$	1,609	5,420	278	235	21,610	
Argentina..... \$	112	4,451	8,257	5,000	21,667	
Belgium..... \$	769	35	23,699	2,936	
Brazil..... \$	4,865	552	265	3,099	50,827	
Chile..... \$	585	7,673	706	
Colombia..... \$	26	10,363	10,108	17,784	
Italy..... \$	8,254	446	301	15,345	10,072	
Mexico..... \$	25,372	14,510	47,735	37,677	123,778	
Dutch E. Indies..... \$	4,333	23,155	7,049	
Dutch W. Indies..... \$	
Spain..... \$	14,463	11,336	695	44,375	
Total Aluminium and its Products.—(Total, aluminium et ses dérivés.)	Total exports..... \$	1,655,444	648,640	496,667	4,310,860	6,831,662
United Kingdom..... \$	92,089	87,856	33,773	691,329	613,165	
United States..... \$	968,262	204,761	39,347	2,417,774	3,142,214	
BRASS AND ITS PRODUCTS.						
LAITON ET SES DÉRIVÉS.						
Brass, old and scrap.—(Laiton, vieux et rognures.)	Total exports... Cwt.	11,324	8,824	6,893	59,495	55,465
United Kingdom..... Cwt.	112,181	82,916	70,992	484,340	564,458	
United States..... Cwt.	33,178	496	
Germany..... Cwt.	11,220	8,781	6,893	47,032	5,915	
..... Cwt.	110,678	82,442	70,992	380,480	552,989	
..... Cwt.	104	43	7,847	422	
..... Cwt.	1,503	474	66,258	5,554	
Brass in bars, rods, strips, sheets, plates and tubing.—(Laiton en baguettes, tôles, tubes, etc.)	Total exports... Cwt.	2	72	99	240	351
United Kingdom..... Cwt.	82	1,599	2,390	3,653	8,844	
United States..... Cwt.	89	
..... Cwt.	965	
..... Cwt.	25	
..... Cwt.	247	
Brass valves.—(Robinets en bronze.)	Total exports..... \$	10,756	18,591	23,697	123,066	156,866
United Kingdom..... \$	5,956	10,410	17,263	78,294	100,917	
United States..... \$	14	5	3,859	1,122	
Br. South Africa..... \$	957	2,268	2,930	6,488	
Australia..... \$	1,610	2,770	3,530	5,485	11,918	
Denmark..... \$	186	803	6,731	8,541	
Netherlands..... \$	1,664	939	6,347	6,788	
Brass manufactures, n.o.p.—(Articles en laiton, n.a.é.)	Total exports..... \$	72,449	112,966	121,263	278,951	498,393
United Kingdom..... \$	64,589	103,925	110,975	226,455	450,027	
United States..... \$	2,480	2,860	6,883	23,068	26,000	
Newfoundland..... \$	3,021	585	336	11,676	7,388	
Total Brass and its Products.—(Total, laiton et ses dérivés.)	Total exports..... \$	195,478	215,982	218,282	890,010	1,228,561
United Kingdom..... \$	70,545	114,335	128,238	338,792	556,859	
United States..... \$	113,172	85,302	77,680	407,654	580,111	
COPPER AND ITS PRODUCTS.						
CUIVRE ET SES DÉRIVÉS.						
Copper, fine contained in ore, matte, regulus, etc. (This item shows the weight and value of copper and not the gross weight of ore, etc.)—(Cuivre affiné, contenu dans le minerai, la matte, les régules, etc. (Cet item montre le poids et la valeur du cuivre, et non pas le poids brut du minerai).)	Total exports... Cwt.	66,572	66,433	38,276	333,806	361,782
United Kingdom..... Cwt.	693,563	719,291	453,467	3,006,542	3,785,521	
United States..... Cwt.	86,861	17,070	
..... Cwt.	66,572	66,433	38,276	647,441	128,271	
..... Cwt.	693,563	719,291	453,467	2,359,101	3,657,300	
Copper, blister.—(Cuivre rosette.)	Total exports... Cwt.	121,592	182,586	117,390	523,946	751,500
United Kingdom..... Cwt.	2,147,496	3,283,392	2,094,982	7,723,799	13,809,335	
United States..... Cwt.	
..... Cwt.	111,666	162,826	117,390	452,206	666,829	
Germany..... Cwt.	1,948,776	2,885,352	2,094,982	6,546,684	12,112,436	
..... Cwt.	9,926	19,760	71,734	84,871	
..... Cwt.	198,720	398,040	1,177,115	1,088,299	

EXPORTATIONS de produits canadiens, etc.—*Suite.*

Articles et pays de destination.		Mois, 1929			Six mois terminés avec septembre	
		Juillet	Août	Septembre	1928	1929
Copper, pig.—(Cuivre en gueuse.)	Total exports... Cwt.					
	United Kingdom Cwt.					
	United States... Cwt.					
	\$					
Copper, old and scrap.—(Vieux cuivre et rognures de cuivre.)	Total exports... Cwt.	13,547	9,168	10,542	26,672	59,154
	United Kingdom Cwt.	182,720	121,157	142,174	335,116	810,426
	United States... Cwt.	13,547	8,552	9,937	26,842	57,448
	Germany... Cwt.	182,720	111,757	133,644	287,143	785,501
	Japan... Cwt.			605	1,209	832
				9,530	15,412	12,929
	\$				1,285	258
				16,736	2,590	
Copper in bars, rods, strips, sheets, plates and tubing.—(Cuivre en barres, baguettes, tôles et tubes.)	Total exports... Cwt.	44	116	325	721	613
	United Kingdom Cwt.	1,208	3,757	8,320	18,363	16,637
	United States... Cwt.		43	24	18	67
	New Zealand... Cwt.		1,735	952	968	2,687
	\$	34	52	287	525	439
	1,029	1,436	7,062	13,734	11,313	
Copper wire and cable, insulated.—(Fil de cuivre et câble de cuivre, isolés.)	Total exports... \$	14,193	9,538	2,624	99,358	49,775
	United Kingdom... \$			150		150
	United States... \$		725	97	322	986
	Newfoundland... \$	13,498	6,253	2,091	18,220	35,286
	New Zealand... \$		818	150	6,839	968
	Brazil... \$	236	1,121		35,886	10,900
	Cuba... \$				26,939	
	Mexico... \$				10,629	
Copper manufactures, n.o.p.—(Articles et objets en cuivre, n.a.é.)	Total exports... \$	704	1,335	1,912	21,506	6,990
	United Kingdom... \$				60	
	United States... \$	48	432	60	3,945	1,888
Total Copper and its Products.—(Total, cuivre et ses dérivés.)	Total exports... \$	3,039,885	4,138,580	2,704,479	11,204,624	18,478,784
	United Kingdom... \$		1,735	1,102	664,294	131,108
	United States... \$	2,825,107	3,717,467	2,682,250	9,197,611	16,558,110
LEAD AND ITS PRODUCTS.						
PLOMB ET SES DÉRIVÉS.						
Lead, metallic, contained in ore, etc. (This item shows the weight and value of lead and not the gross weight of ore, etc.)—(Plomb sous forme métallique, contenu dans le minerai, etc. (Cet item montre le poids et la valeur du plomb, et non pas le poids brut du minerai).)	Total exports... Cwt.	43,451	29,842	28,729	103,545	94,284
	United Kingdom Cwt.	263,418	143,931	199,783	621,564	613,731
	United States... Cwt.	43,261	20,842	28,729	102,506	94,094
	Belgium... Cwt.	262,418	143,931	199,783	615,330	612,731
	\$				1,039	
				6,234		
Lead in pigs, refined lead, etc.—(Plomb en saumons, plomb affiné, etc.)	Total exports... Cwt.	221,432	153,777	208,213	1,269,611	1,065,316
	United Kingdom Cwt.	982,369	658,848	913,951	4,966,924	4,844,283
	United States... Cwt.	105,355	66,075	108,905	577,951	475,816
	Argentina... Cwt.	466,140	282,654	475,789	2,284,069	2,149,944
	Belgium... Cwt.	7,790			10	7,795
	China... Cwt.	39,599			55	39,619
	France... Cwt.				4,480	600
	Germany... Cwt.				16,822	2,694
	Japan... Cwt.	2,911	9,631	13,997	45,919	31,019
	Netherlands... Cwt.	13,043	40,986	62,274	178,983	137,000
	Norway... Cwt.				6,720	
	Russia... Cwt.				25,982	
	Sweden... Cwt.	559	2,801	2,240	41,304	23,240
	Switzerland... Cwt.	2,885	12,058	9,825	167,381	111,149
	United States... Cwt.	5,824	6,944	6,043	85,567	40,543
	United Kingdom... Cwt.	26,035	30,151	30,650	328,988	189,544
	Germany... Cwt.	5,600	11,200	2,239	49,284	49,278
Japan... Cwt.	25,083	48,135	10,008	197,307	229,202	
Netherlands... Cwt.	86,107	47,040	66,081	365,885	393,995	
Norway... Cwt.	376,173	201,967	290,886	1,413,552	1,781,748	
Russia... Cwt.	2,240	6,720	7,838	80,634	31,356	
Sweden... Cwt.	10,036	28,537	34,519	307,951	149,963	
Switzerland... Cwt.				6,330		
United States... Cwt.				23,295		
\$				4,400		
				16,847		
Total Lead and its Products.—(Total, plomb et ses dérivés.)	Total exports... \$	1,245,778	802,779	1,113,754	5,598,488	5,458,614
	United Kingdom... \$	466,140	282,654	475,789	2,284,609	2,149,944
	United States... \$	302,047	143,221	199,783	645,385	652,350

EXPORTS of Canadian Produce from Canada, etc.—Continued.

Articles and Countries to which Exported.	Months, 1929			Six Months ending September		
	July	August	September	1928	1929	
	NICKEL AND ITS PRODUCTS. NICKEL ET SES DÉRIVÉS.					
Nickel, contained in ore, matte or speiss. (This item shows the weight and value of nickel and not the gross weight of ore, etc.)—(Nickel, dans le minerai, la matte ou le speiss. (Cet item montre le poids et la valeur du nickel et non pas le poids brut du minerai).)	Total exports... Cwt. \$	13,873	5,968	6,210	193,949	102,182
	\$	198,669	89,733	92,935	2,909,690	1,529,835
United Kingdom Cwt. \$				119,874	28,415	
United States... Cwt. \$	13,873	5,968	6,210	1,796,847	428,190	
	\$	198,069	89,733	92,935	74,075	73,767
				1,112,833	1,102,645	
Nickel oxide. (This item shows the weight and value of nickel and not the gross weight of nickel oxide.)—(Oxyde de nickel.) (Cet item montre le poids et la valeur du nickel et non pas le poids brut de l'oxyde de nickel.)	Total exports... Cwt. \$	6,227	11,506	11,730	41,352	53,331
	\$	191,400	359,014	354,959	1,321,358	1,630,008
United Kingdom Cwt. \$		366	161	199	782	1,826
United States... Cwt. \$	8,544	4,214	3,991	18,345	43,707	
	\$	665	1,472	2,076	2,474	8,290
France..... Cwt. \$	12,927	28,159	40,051	49,420	158,877	
	\$	2,082	839	2,499		7,901
Germany..... Cwt. \$	87,326	23,261	81,206		251,683	
	\$	61	51	315	51	476
Netherlands.... Cwt. \$	1,223	1,016	9,746	1,012	12,968	
	\$	3,053	8,972	5,817	38,045	33,623
	\$	101,380	300,941	193,197	1,252,581	1,122,846
Nickel, fine.—(Nickel, affiné.)	Total exports... Cwt. \$	57,181	62,225	53,891	248,435	354,969
	\$	1,400,161	1,548,329	1,417,538	6,387,163	9,010,059
United Kingdom Cwt. \$			2	68	12,988	4,965
United States... Cwt. \$	55,825	59,443	50,184	462,366	172,569	
	\$	1,352,908	1,452,636	1,283,094	4,837,315	7,794,004
France..... Cwt. \$	112	528		3,125	4,024	
	\$	3,965	17,488		109,890	138,889
Germany..... Cwt. \$	224			4,332	1,357	
	\$	7,930			158,297	49,735
Italy..... Cwt. \$	1,020	2,252	1,121	2,243	5,514	
	\$	35,358	78,134	38,901	80,723	191,368
Japan..... Cwt. \$			1,059	5,191	1,059	
			39,309	191,645	39,309	
Netherlands.... Cwt. \$			1,456	14,792	16,901	
			53,721	546,927	623,666	
Total Nickel and its Products.—(Total, nickel et ses dérivés.)	Total exports.... \$	1,789,630	1,996,076	1,965,432	10,618,201	12,168,902
	\$	8,544	4,285	6,386	2,277,558	642,466
	\$	1,563,904	1,570,528	1,416,080	5,999,568	9,055,526
PRECIOUS METALS—MÉTAUX PRÉCIEUX.						
Gold bearing quartz, dust, nuggets and bullion obtained direct from mining operations.—(Quartz aurifère, poussière, pépites et lingots d'or, sortant directement de la mine.)	Total exports.... \$	2,815,499	2,576,590	3,055,694	5,093,741	16,338,049
	\$				14,547	
United Kingdom... \$				5,077,024	16,338,049	
United States.... \$	2,815,499	2,576,590	3,055,694			
Jewellers' sweepings.—(Balayures d'orfèvre.)	Total exports.... \$	24,946	34,485	39,555	189,609	206,551
	\$		500	1,840	24,372	18,690
United Kingdom... \$		24,946	33,985	37,715	165,297	187,861
United States.... \$						
Platinum, contained in concentrates or other forms. (This item shows the weight and value of platinum and not the gross weight of concentrates, etc.)—(Platine dans sa cangue ou sous d'autres formes. (Cet item montre le poids et la valeur du platine et non le poids du minerai brut).)	Total exports.... Oz. \$		400	1,142	634	1,571
	\$		30,015	91,450	43,483	123,298
United Kingdom... Oz. \$			400	1,142		1,542
United States.... Oz. \$			30,015	91,450		121,465
	\$				634	29
	\$				43,483	1,833
Platinum, old and scrap.—(Déchets et rognures de platine.)	Total exports.... Oz. \$	8	4		219	67
	\$	506	240		15,015	2,592
United Kingdom... Oz. \$						
United States.... Oz. \$	8	4			219	67
	\$	506	240		15,015	2,592
Silver, contained in ore, concentrates, etc. (This item shows the weight and value of silver and not the gross weight of ore, etc.)—(Argent contenu dans le minerai, les concentrés, etc. (Cet item montre le poids et la valeur de l'argent, et non pas le poids brut du minerai).)	Total exports.... Oz. \$	757,331	1,331,882	1,356,492	3,897,730	4,199,278
	\$	422,896	710,374	736,863	2,236,713	2,245,196
United Kingdom... Oz. \$						
United States.... Oz. \$	734,175	1,309,307	1,356,492	3,800,644	4,125,300	
	\$	411,318	699,086	736,863	2,188,169	2,208,196
Belgium..... Oz. \$	23,156	22,575		97,086	45,731	
	\$	11,578	11,288		48,544	22,866

EXPORTATIONS de produits canadiens, etc.—*Suite.*

Articles et pays de destination.		Mois, 1929			Six mois terminés avec septembre	
		Juillet	Août	Septembre	1928	1929
Silver bullion.—(Argent en lingots.)	Total exports....Oz.	1,285,749	900,277	1,683,906	6,714,017	7,575,928
	\$	679,254	478,823	882,440	3,947,926	4,102,418
	United Kingdom....Oz.				327,293	168,588
	\$				186,558	92,000
	United States....Oz.	91,520	110,587	256,013	1,246,403	1,052,809
	\$	48,527	58,318	133,265	738,244	565,768
	British India....Oz.	642,433	288,565	775,484	2,134,596	2,544,893
\$	334,000	151,000	404,000	1,248,000	1,354,000	
China.....Oz.	501,244	501,125	652,409	3,005,755	3,759,086	
\$	271,827	269,505	345,175	1,775,124	2,065,650	
Total Precious Metals.—(Total métaux précieux.)	Total exports... \$	3,943,201	3,830,527	4,806,002	11,526,547	23,018,094
	United Kingdom... \$		30,515	93,290	225,477	232,155
	United States.... \$	3,300,796	3,368,219	3,963,537	8,227,232	19,304,299
ZINC AND ITS PRODUCTS						
ZINC ET SES DÉRIVÉS.						
Zinc contained in ore. (This item shows the weight and value of zinc and not the gross weight of ore).—(Zinc, contenu dans le minéral. (Cet item montre le poids et la valeur du zinc et non pas le poids de minerai).)	Total exports...Cwt.	38,603	38,526		131,385	147,661
	\$	212,318	211,895		723,119	812,140
	United Kingdom Cwt.					
	\$					
	United States....Cwt.					
\$						
Belgium.....Cwt.	38,603	38,526		131,385	95,949	
\$	212,318	211,895		723,119	527,723	
Zinc spelter.—(Zinc des concentrateurs.)	Total exports...Cwt.	144,456	67,713	72,818	579,031	651,103
	\$	765,079	348,076	367,765	3,013,658	3,492,185
	United Kingdom Cwt.	57,051	17,590	23,750	88,506	204,042
	\$	303,758	90,287	120,436	459,699	1,094,577
	United States....Cwt.					
	\$					
	Argentina.....Cwt.		20,162	13,440		64,960
	\$		104,467	67,605		341,121
	Belgium.....Cwt.	1,120	4,483		46,502	35,292
	\$	6,006	23,040		242,272	189,663
	China.....Cwt.		1,793		6,105	2,353
	\$		8,797		33,236	11,828
	France.....Cwt.	4,480	6,161		33,045	29,681
	\$	23,864	31,701		170,263	160,597
	Germany.....Cwt.	8,963	2,240		153,599	73,944
	\$	48,045	11,515		794,909	406,882
	Japan.....Cwt.	71,701	15,284	35,628	178,104	209,536
\$	377,237	78,269	179,724	930,199	1,115,105	
Netherlands...Cwt.	1,120			68,353	17,926	
\$	6,003			357,829	98,087	
Zinc waste, dross and sludge.—(Zinc résidus, scories et boues.)	Total exports...Cwt.	2,980	7,137	6,072	33,753	36,891
	\$	11,629	21,764	27,469	100,797	129,791
	United Kingdom Cwt.	490		522	2,768	2,738
	\$	2,250		2,325	11,273	11,891
United States...Cwt.	2,189	6,176	5,149	29,392	31,917	
\$	9,130	21,177	19,830	87,243	116,171	
Total Zinc and Its Products.—(Total zinc et ses dérivés.)	Total exports.... \$	989,017	591,835	396,234	3,837,574	4,434,116
	United Kingdom... \$	306,008	90,287	122,761	470,972	1,106,468
	United States.... \$	9,130	21,177	19,830	87,243	116,171
CLOCKS AND WATCHES.						
HORLOGES ET MONTRES.						
Clocks, watches and parts.—(Horloges, montres et leurs parties.)	Total exports.... \$	12,625	18,311	31,616	94,824	121,226
	United Kingdom... \$	1,316	3,748	16,448	35,455	43,963
	United States.... \$	1,732	1,745	3,608	6,224	10,360
	British India.... \$	5,734	7,630	6,351	33,692	39,343
	Ceylon..... \$	1,475	1,483	1,176	4,214	7,005
	Str. Settlements... \$	1,697	2,145	1,794	5,328	8,831

EXPORTS of Canadian Produce from Canada, etc.—Continued.

Articles and Countries to which Exported.	Months, 1929			Six Months ending September		
	July	August	September	1928	1929	
ELECTRICAL APPARATUS.						
APPAREILS ELECTRIQUES.						
Batteries; telegraph, telephone, and radio apparatus.—(Accumulateurs; appareils télégraphiques, téléphoniques et radio-phoniques.)	Total exports..... \$	70,007	70,322	63,030	285,458	391,908
	United Kingdom..... \$			328	5,892	1,865
	United States..... \$	2,894	2,254	4,295	7,321	17,319
	Br. South Africa..... \$	2,594	7,526	767	4,124	19,811
	Newfoundland..... \$	814	1,084	616	17,057	7,693
	Australia..... \$		400	350	2,371	5,114
	New Zealand..... \$	30,959	21,644	23,893	134,022	173,847
	Argentina..... \$	3,675	2,119	420	15,494	14,136
	Brazil..... \$	22,890	29,279	30,204	62,508	119,879
	Chile..... \$	2,017			13,249	4,272
	Cuba..... \$				2,785	2,850
	Mexico..... \$				1,058	
Dynamos, generators and motors.—(Dy-namos, générateurs et moteurs.)	Total exports..... \$	3,890	10,123	1,662	26,799	21,421
	United Kingdom..... \$	3,313	1,040		10,916	4,797
	United States..... \$	102	8,497	1,053	8,593	12,808
Electrical cooking and heating devices, domestic.—(Appareils électriques culi-naires et de chauffage.)	Total exports..... \$	47,468	73,750	46,595	254,344	335,731
	United Kingdom..... \$	75	5,256	3,755	8,364	10,379
	United States..... \$	255	43	420	3,363	2,526
	Br. South Africa..... \$	18,757	16,259	5,949	89,964	99,475
	Australia..... \$	11,821	18,693	11,026	25,095	56,525
	New Zealand..... \$	15,493	30,243	23,555	125,053	157,682
Spark plugs, magnetos and other ignition apparatus.—(Bougies, magnétos et au-tres appareils d'ignition.)	Total exports..... \$	27,952	45,259	41,962	179,764	240,125
	United Kingdom..... \$	13,165	14,887	13,696	55,418	81,161
	United States..... \$		455	30	265	668
	Br. South Africa..... \$	1,033	1,654	3,710	13,992	16,416
	British India..... \$	1,382	5,993	5,326	12,670	18,751
	Sta. Settlements..... \$	1,350	1,050	627	8,368	3,417
	Australia..... \$	5,930	14,701	9,217	52,946	66,344
	New Zealand..... \$	2,340	3,941	8,227	12,237	25,987
	Japan..... \$	1,732	2,150	1,732	17,378	14,584
Electrical apparatus, n.o.p.—(Appareils électriques, n.a.é.)	Total exports..... \$	38,013	54,555	35,043	290,474	265,265
	United Kingdom..... \$	3,298	5,043	4,481	45,001	26,055
	United States..... \$	4,764	2,558	6,950	32,991	20,962
	Newfoundland..... \$	921	1,574	3,076	7,498	8,639
	Australia..... \$	1,379	736	692	34,300	8,379
	New Zealand..... \$	10,391	12,491	9,338	25,835	47,185
	Brazil..... \$	8,992	7,264	4,605	72,928	57,561
	Japan..... \$	5,495	6,350	1,835	17,615	30,084
	Mexico..... \$	2,013	18,284	2,143	32,089	52,644
Total Electrical Apparatus.—(Total, appa-reils électriques.)	Total exports..... \$	187,930	254,009	191,292	1,036,913	1,261,450
	United Kingdom..... \$	19,851	26,226	22,260	125,081	134,267
	United States..... \$	8,015	13,807	12,748	52,533	36,286
PRINTING MATERIALS.—MATÉRIEL D'IMPRIMERIE.						
Electrotypes and stereotypes.—(Electro-types et stéréotypes.)	Total exports..... \$	788	4,127	803	3,821	5,962
	United Kingdom..... \$?		291	119	1,422
	United States..... \$	582	1,066	377	3,552	4,432
MISCELLANEOUS NON-FERROUS METAL PRODUCTS.						
PRODUITS DIVERS DES MÉTAUX NON FERREUX.						
Cobalt, contained in ore (This item shows the weight and value of cobalt and not the gross weight of ore).—(Cobalt contenu dans le minerai (Cet item montre le poids et la valeur du cobalt et non du minerai brut).)	Total exports... Cwt.	276	229	346	2,058	1,785
	\$	49,000	19,287	39,702	267,255	250,723
	United Kingdom..... Cwt.			28	359	25
	\$			2,935	69,200	2,905
	United States... Cwt.					46
	\$					3,358
	France..... Cwt.	194	92	101	516	686
	\$	39,000	11,300	19,300	97,350	126,300
	Germany..... Cwt.	82	137	217	1,183	1,025
	\$	10,000	7,987	17,467	100,705	38,230
Ore, manganese.—(Minerai de manganèse.)	Total exports..... Ton					
	\$					
	United Kingdom..... Ton					
	\$					
	United States..... Ton					
	\$					
Ores, other, n.o.p.—(Autres minerais, n.a.é.)	Total exports... Ton	11	2		10	13
	\$	5,285	288		450	5,523
	United Kingdom..... Ton					
	\$					
	United States..... Ton	5	2		10	7
	\$	485	988		452	721

EXPORTATIONS de produits canadiens, etc.—Suite.

Articles et pays de destination.	Mois, 1929			Six mois terminés avec septembre		
	Juillet	Août	Septembre	1928	1929	
Cobalt, métallique.—(Cobalt, sous forme métallique.)	Total exportsLb. \$	41,500	22,000	31,200	121,448	224,700
	United Kingdom.....Lb. \$	96,500	41,425	58,610	8,000	10,000
	United States.....Lb. \$	41,500	22,000	31,200	16,000	25,000
Cobalt natif.—(Alliage de cobalt.)	Total exportsLb. \$	5,682	6,325	10,882	4,975	33,621
	United Kingdom.....Lb. \$	19,821	24,462	43,221	22,975	132,500
	United States.....Lb. \$	5,682	6,325	10,882	4,975	33,421
Molybdène (This item shows the origin and value of molybdenum and not the gross weight of ore, etc.)—(Molybdène (Cet item montre le poids et la valeur du molybdène et non du minerai brut).)	Total exportsCwt. \$					
	United Kingdom.....Cwt. \$					
	United States.....Cwt. \$					
Pinus, n.o.p.—(Articles et objets pinus, n.o.p.)	Total exports \$	2,999	7,165	2,315	13,407	16,694
	United Kingdom..... \$	50	3,100	334	2,929	3,733
	United States..... \$	1,092	2,998	1,467	5,563	7,822
Metallic scrap, dress and undress, n.o.p.—(Residues, scrap, et produits métalliques, n.o.p.)	Total exportsCwt. \$	19,693	10,407	6,898	68,321	119,340
	United Kingdom.....Cwt. \$	31,553	16,027	12,531	81,235	147,724
	United States.....Cwt. \$	2,009	356	2,331	6,149	7,400
Metals, other, unmanufactured.—(Autres métaux, non ouvrés.)	Total exports \$	34,657	50,140	59,391	194,643	342,553
	United Kingdom..... \$	10,080	10,081	11,131	27,310	100,000
	United States..... \$	50	9,821	21,870	145,247	72,802
Metals, other, manufactured, n.o.p.—(Autres métaux ouvrés, n.o.p.)	Total exports \$	20,221	20,316	21,558	166,361	111,637
	United Kingdom..... \$	4,036	6,271	4,534	75,470	27,755
	United States..... \$	1,437	2,146	1,813	12,173	11,159
Remerciement—Non-Ferrous Metals and their Products.—(Rémunération—Métaux non ferreux et leurs produits.)	Total exports \$	13,319,212	12,679,916	11,970,209	50,164,915	74,428,099
	United Kingdom..... \$	1,000,375	989,783	964,119	7,328,392	5,905,749
	United States..... \$	9,222,232	9,200,479	8,507,463	27,472,241	50,115,169
NON-METALLIC MINERALS AND THEIR PRODUCTS. (Except Chemicals)						
MÉTALLOÏDES ET LEURS PRODUITS (à l'exception des produits chimiques)						
ASBESTOS—AMIANTE.						
Asbestos.—(Amiante.)	Total exportsTon \$	11,792	11,671	10,995	61,704	75,646
	United Kingdom.....Ton \$	899,418	1,019,212	799,435	4,244,897	5,381,722
	United States.....Ton \$	240	275	290	3,385	1,480
	United States.....Ton \$	24,225	25,175	26,625	268,527	159,325
	Australia.....Ton \$	619,815	574,496	449,406	2,530,007	3,232,725
	Belgium.....Ton \$	150	145	151	655	597
	Belgium.....Ton \$	15,000	15,000	15,065	49,525	60,272
	France.....Ton \$	485	3,121	342	1,706	7,760
	France.....Ton \$	35,600	213,525	27,812	140,495	521,889
	Germany.....Ton \$	370	280	329	3,590	3,280
	Germany.....Ton \$	31,000	18,650	18,200	250,815	250,895
	Italy.....Ton \$	1,414	1,171	1,199	6,545	6,582
	Italy.....Ton \$	126,583	93,706	113,327	530,032	648,342
	Japan.....Ton \$	110	137	140	1,539	1,375
	Japan.....Ton \$	8,575	12,950	22,080	132,818	132,805
	Netherlands.....Ton \$	387	1,070	1,059	3,976	6,074
	Netherlands.....Ton \$	24,200	57,530	53,570	228,540	325,525
Netherlands.....Ton \$	33	129		1,225	354	
Netherlands.....Ton \$	1,485	6,555		80,941	28,370	

EXPORTS of Canadian Produce from Canada, etc.—Continued.

Articles and Countries to which Exported.	Months, 1929			Six Months ending September		
	July	August	September	1928	1929	
ASBESTOS—Concluded.—AMIANTE—fin.						
Asbestos sand and waste.—(Déchets et miettes d'amiante.)	Total exports.... Ton	13,964	14,963	13,806	59,574	76,224
	\$	249,129	256,290	242,901	968,740	1,287,409
	United Kingdom. Ton	180	350	350	1,024	1,280
	\$	3,888	8,750	8,750	20,790	30,798
	United States..... Ton	13,123	14,077	12,845	55,383	72,150
	\$	230,603	234,140	219,526	870,545	1,187,972
	Germany..... Ton	360	210	430	1,423	1,610
	\$	9,000	5,260	10,750	34,925	40,000
	Netherlands..... Ton	107	226	1,038	415
	\$	2,675	5,650	25,150	10,375
Asbestos manufactures, including asbestos roofing.—(Articles et objets en amiante, y compris matériaux à toitures.)	Total exports.... \$	6,938	4,735	8,358	40,379	34,581
	United Kingdom. \$	656	420	3,387	6,610	4,866
	United States..... \$	1,607	210	1,701	14,515	9,836
	Newfoundland.... \$	259	526	497	4,403	2,737
Total Asbestos.—(Total, amiante.)	Total exports.... \$	1,145,485	1,290,227	981,695	5,254,016	6,763,712
	United Kingdom. \$	28,769	34,354	38,762	2,295,927	195,019
	United States..... \$	852,025	808,846	670,635	3,415,067	4,430,533
CLAY AND ITS PRODUCTS. ARGILE ET SES DÉRIVÉS.						
Clays, unmanufactured.—(Argiles, non ouvrees.)	Total exports... Cwt.	262	4,876	7,459
	\$	294	3,017	2,591
	United Kingdom Cwt.
	\$
	United States... Cwt.	4,876	7,187
	\$	3,017	2,252
Bricks, building.—(Briques à bâtir.)	Total exports.... M	174	260	167	2,184	954
	\$	2,246	2,989	2,734	31,831	13,210
	United Kingdom. M
	\$
	United States..... M	170	260	165	2,167	948
	\$	2,158	2,989	2,685	34,422	13,073
Porcelain insulators.—(Isolateurs en porcelaine.)	Total exports.... \$	23,379	31,584	32,013	53,475	117,440
	United Kingdom. \$	9,600	13,693	14,726	17,872	92,189
	United States..... \$	80	121	377
	Br. South Africa. \$	196	214	3,903	801
	British India..... \$	1,613	1,257	1,653	2,870
	Australia..... \$	9,480	4,111	10,780
	New Zealand..... \$	199	337	142	450	753
	Brazil..... \$	7,285	4,517	1,021	14,300
	Spain..... \$	1,250	12,750	1,640	2,124	15,640
	Sweden..... \$	16,580
Earthenware and manufactures of.—(Terre glaise et poterie.)	Total exports.... \$	3,137	2,799	6,735	9,043	14,117
	United Kingdom. \$	5	55	25	69	185
	United States..... \$	1,513	2,462	6,188	7,130	11,022
Clay, manufactures of.—(Articles et objets en argile.)	Total exports.... \$	6,959	3,608	3,879	37,820	29,065
	United Kingdom. \$	434	16	450
	United States..... \$	2,305	2,267	3,161	33,462	21,611
	Newfoundland.... \$	4,220	1,257	310	3,860	6,287
Total Clay and its Products.—(Total, argile et ses dérivés.)	Total exports.... \$	35,721	40,980	45,655	138,186	206,363
	United Kingdom. \$	10,039	13,748	14,767	17,941	92,824
	United States..... \$	5,976	7,798	12,034	78,152	48,335
COAL AND ITS PRODUCTS. HOUILLE ET SES DÉRIVÉS.						
Coal, lignite.—(Houille, lignite.)	Total exports.... Ton	491	681	1,486	4,889	3,454
	\$	1,671	2,129	5,510	16,200	12,206
	United Kingdom. Ton
	\$
	United States..... Ton	491	681	1,486	4,889	3,454
	\$	1,671	2,129	5,510	16,200	12,206

EXPORTATIONS de produits canadiens, etc.—*Suite.*

Articles et pays de destination.		Mois, 1929			Six mois terminés avec septembre	
		Juillet	Août	Septembre	1928	1929
Coal, n.o.p.—(Houille, n.a.é.)	Total exports.... Ton	49,290	64,506	78,725	372,431	364,651
	\$	253,261	256,987	400,746	1,991,622	1,954,559
	United Kingdom... Ton	497	1,421	896	6,472	8,475
	\$	2,982	10,267	7,806	48,619	65,017
	United States.... Ton	17,558	39,570	27,691	168,836	166,312
	\$	87,173	205,002	128,034	793,811	819,688
	Br. South Africa... Ton		1,503	1,672		7,090
	\$		9,018	10,032		44,063
	Jamaica..... Ton					
	\$					
	Newfoundland... Ton	29,170	17,975	40,440	133,452	147,785
	\$	149,976	100,914	212,248	703,211	774,510
	Australia..... Ton		1,603	1,248	11,840	9,440
	\$		13,304	10,358	98,220	78,270
	New Zealand.... Ton		1,180		3,718	2,709
	\$		9,794		22,583	18,988
	Belgium..... Ton	302			1,959	389
	\$	1,812			13,526	2,334
	France..... Ton				747	2,185
\$				5,276	14,043	
St. Pierre & Miq. Ton	90	235	1,039	3,648	1,807	
\$	540	1,489	8,493	22,526	11,060	
Germany..... Ton		227		2,202	227	
\$	1,362			15,271	1,362	
Greece..... Ton				2,546	395	
\$				15,717	2,370	
Italy..... Ton			182	3,585	1,369	
\$			1,092	22,183	8,211	
Japan..... Ton				1,003		
\$				8,324		
Netherlands... Ton	388			2,100	388	
\$	2,325			14,797	2,325	
Alaska..... Ton	674	781	2,673	14,778	9,088	
\$	4,787	5,665	19,379	110,257	66,087	
Cinders.—(Mâchefer.)	Total exports.... \$	60	10	120	5,654	270
	United Kingdom... \$					
	United States.... \$	60	10	120	5,654	270
Coke.—(Coke.)	Total exports.... Ton	4,146	7,526	2,804	18,436	28,321
	\$	52,981	93,524	36,889	283,550	337,481
	United Kingdom... Ton					
\$	4,141	7,505	2,518	18,318	26,008	
United States.... Ton	52,891	93,276	34,607	282,562	334,816	
\$						
Tar and pitch, coal.—(Goudron et poix de houille.)	Total exports.... Gal.	30,165	22,911	39,354	1,621,379	1,963,633
	\$	3,729	2,137	3,640	139,638	75,135
	United Kingdom Gal.					
	\$	19,210	19,992	35,000	130,161	110,412
	United States... Gal.	1,479	1,532	2,695	9,635	9,015
	\$	10,850	2,890	4,265	67,494	70,024
	Newfoundland... Gal.	2,234	569	831	13,003	12,342
	\$				1,422,008	1,781,522
	France..... Gal.				116,642	51,564
\$						
French Africa... Gal.						
\$						
Creosote oil.—(Huile de créosote.)	Total exports.... Gal.	77,783	74,924	72,732	647,767	498,391
	\$	12,055	12,173	11,382	165,737	78,901
	United Kingdom... Gal.					
\$	77,783	74,924	72,732	647,607	498,391	
United States... Gal.	12,555	12,173	11,382	105,661	78,901	
\$						
Total Coal and its Products.—(Total, houille et ses dérivés.)	Total exports.... \$	324,257	466,960	458,287	2,542,401	2,456,552
	United Kingdom... \$	2,982	10,267	7,806	48,619	65,017
	United States... \$	155,829	314,122	182,348	1,213,523	1,254,896
GLASS AND GLASSWARE.—VERRE ET VERRERIE.						
Glassware for lighting.—(Verrerie adaptée à l'éclairage.)	Total exports.... \$	1,135	108	280	3,719	1,974
	United Kingdom... \$	94			273	125
	United States.... \$			6		16
	New Zealand.... \$	614		122	2,963	838
Glass and glassware, n.o.p.—(Verre et verrerie, n.a.é.)	Total exports.... \$	6,967	9,981	8,740	89,727	47,616
	United Kingdom... \$	4,123	5,578	3,249	64,432	24,400
	United States... \$	1,121	3,077	2,109	5,794	7,974
	Br. South Africa... \$	91			1,915	1,348
	Newfoundland... \$	622	945	1,212	6,952	6,735
	New Zealand.... \$	735	132	1,833	7,343	4,635

EXPORTS of Canadian Produce from Canada, etc.—Continued.

Articles and Countries to which Exported.		Months, 1929			Six Months ending September	
		July	August	September	1928	1929
GRAPHITE AND ITS PRODUCTS. GRAPHITE ET SES DÉRIVÉS.						
Graphite or plumbago, crude and refined (Graphite ou plombagine, brut et affiné.)	Total exports... Cwt.	8	1,452	1,541	8,019	12,647
	\$	25	3,740	5,370	15,534	36,187
	United Kingdom Cwt.				714	
	\$					
United States... Cwt.	8	1,452	1,541	7,922	12,647	
\$	25	3,740	5,370	14,664	36,187	
MICA AND ITS PRODUCTS—MICA ET SES DÉRIVÉS.						
Mica, rough cobbed and thumb trimmed. (Mica, brut dégrossi.)	Total exports... Cwt.	16	15		317	28
	\$	25	1,218		9,757	1,311
	United Kingdom Cwt.			15	77	15
	\$		1,218		3,617	1,218
United States... Cwt.	10			240	12	
\$	25			6,140	72	
Mica, scrap and waste.—(Déchets et dé- bris de mica.)	Total exports... Cwt.	11,887	5,929	9,914	55,896	63,342
	\$	19,092	3,329	12,044	43,331	84,866
	United Kingdom Cwt.				45	45
	\$				90	
United States... Cwt.	11,887	5,929	9,914	55,851	63,297	
\$	19,092	3,329	12,044	43,241	84,886	
Mica splittings.—(Feuilles de mica.)	Total exports... Cwt.	336	15	20	691	1,042
	\$	18,913	930	1,300	30,783	55,155
	United Kingdom Cwt.		15		15	15
	\$		930		975	930
United States... Cwt.	336		20	676	1,027	
\$	18,913		1,300	29,728	54,225	
Mica plate and manufactures of (micanite). (Plaques de mica et articles en mica.)	Total exports... \$	333		207	154	929
	United Kingdom \$					
	United States... \$					84
Total Mica and its Products.—(Total, mica et ses dérivés.)	Total exports... \$	38,363	5,477	13,551	83,945	142,361
	United Kingdom \$		2,148		4,682	2,228
	United States... \$	38,030	3,329	13,344	79,105	139,267
PETROLEUM AND ITS PRODUCTS. PÉTROLE ET SES PRODUITS.						
Oil, petroleum, crude.—(Pétrole, brut.)	Total exports... Gal.	1,576,520	1,132,283	1,590,483	12,835,693	11,395,887
	\$	88,064	61,272	71,429	636,882	674,755
	United Kingdom Gal.				1,355,460	3,985,639
	\$				81,328	279,147
United States... Gal.	1,350,488	829,080	1,544,983	11,219,393	6,450,455	
\$	83,857	40,153	68,823	524,572	332,655	
Oil, coal and kerosene, refined.—(Pétrole et kérosine raffinés.)	Total exports... Gal.	17,157	14,566	23,620	621,463	188,720
	\$	2,955	2,147	3,236	67,548	26,551
	United Kingdom Gal.					
	\$					
United States... Gal.	712	500	855	704	29,453	
\$	134	95	170	133	4,121	
British Guiana... Gal.		6,460	17,424	70,762	90,922	
\$		691	1,861	6,344	10,106	
Newfoundland... Gal.	10,657	3,114	2,931	511,665	30,876	
\$	1,815	628	691	49,386	5,703	
Oil, gasoline and naphtha.—(Gazoline et naphte.)	Total exports... Gal.	344,917	454,859	194,443	1,796,682	1,997,394
	\$	66,115	89,687	39,070	320,000	385,845
	United Kingdom Gal.					
	\$					
United States... Gal.	150,151	181,171	106,594	340,601	951,602	
\$	31,396	38,306	22,747	60,381	195,854	
British Guiana... Gal.	10,958	11,866	14,351	82,159	12,439	
\$	1,501	1,623	1,963	9,503	91,364	
Newfoundland... Gal.	58,533	53,984	29,816	985,808	263,272	
\$	10,025	8,996	6,365	175,155	50,252	
St. Pierre & Miq. Gal.	13,853	8,922	12,985	42,438	64,610	
\$	3,000	2,172	2,826	8,789	13,900	
Alaska... Gal.	85,588	190,016	1,083	283,812	519,010	
\$	16,650	38,590	982	53,234	98,564	

EXPORTATIONS de produits canadiens, etc.—*Suite.*

Articles et pays de destination.	Mois, 1929			Six mois terminés avec septembre		
	Juillet	Août	Septembre	1928	1929	
	Oil, mineral, n.o.p.—(Huile minérale, n.o.p.)	Total exports.... Gal.	71,133	19,890	17,752	139,622
	\$	13,885	5,754	5,714	42,197	66,855
United Kingdom Gal	\$	513	117	156	3,033	2,494
United States.... Gal.	\$	1,295	423	374	4,376	5,744
Newfoundland... Gal.	\$	50,097	9,892	3,564	34,507	231,692
	\$	6,970	1,744	1,125	6,140	32,349
	\$	18,421	7,401	12,115	80,518	73,044
	\$	4,241	2,185	3,027	20,971	19,503
Wax, mineral.—(Cire minérale.)	Total exports... Cwt.	3,254	1,134	2,627	6,067	8,646
	\$	14,865	5,833	10,139	32,690	43,556
United Kingdom Cwt	\$
United States.... Cwt.	\$	3,231	1,134	2,015	6,010	8,530
	\$	14,648	5,823	10,065	32,215	42,459
Total Petroleum and its Products.—(Total, pétrole et ses produits.)	Total exports.... \$	195,804	164,683	129,588	1,094,207	1,197,562
	\$	1,295	423	374	85,704	284,891
	\$	137,005	86,121	102,927	629,441	607,438
STONE AND ITS PRODUCTS.						
PIERRE ET SES DÉRIVÉS.						
ABRASIVES.—ABRASIFS.						
Abrasives, natural, n.o.p., in ore or bulk, crushed or ground, including infusorial earth, rotten stone, tripoli, etc.—(Substances naturelles à polissage, n.o.p., en minerai ou en vrac, broyées ou moulues, y compris: terres infusoires, pierre décomposée, tripoli, etc.)	Total exports... Cwt.	935	290	2,971	3,715
	\$	1,068	290	3,811	4,318
United Kingdom Cwt.	\$	4
United States.... Cwt.	\$	935	290	2,967	3,715
	\$	1,068	290	3,822	4,318
Abrasives, artificial, crude, including carborundum.—(Substances à polissage, artificielles, brutes, y compris le carborundum.)	Total exports... Cwt.	125,041	148,786	131,181	599,632	794,760
	\$	307,127	361,613	320,896	1,604,966	1,932,916
United Kingdom Cwt.	\$	2,003	11,615	16,779	40,021	46,469
United States.... Cwt.	\$	9,259	35,697	55,610	143,559	155,830
Germany..... Cwt.	\$	120,069	137,171	110,893	536,944	748,580
	\$	288,177	325,916	247,323	1,360,502	1,708,583
	\$	2,263	6,521	20,325	8,789
	\$	6,217	17,903	93,058	24,170
Abrasives, artificial, made up into wheels, stanes, etc.—(Rouets et tringles à polir, faites de substances artificielles.)	Total exports.... \$	919	4,246	4,338	28,563	26,906
	\$	466	3,322	2,764	20,431	17,033
	\$	114	18	4,541	474
	\$
	\$	326
Stone for the manufacture of grindstones, rough.—(Pierre meulière, brute, pour la fabrication des meules.)	Total exports.... Ton
	\$
United Kingdom Ton	\$
United States.... Ton	\$
	\$
Grindstones, manufactured.—(Meules à aiguiser.)	Total exports.... \$	3,793	8,858	8,215	27,642	25,468
	\$	3,764	8,858	8,215	27,693	25,439
	\$
	\$
BUILDING AND FINISH STONE.						
PIERRE À BÂTIR ET À FINIR.						
Freestone, limestone and other building stone, unwrought.—(Grès, pierre calcaire et autres pierres à bâtir, non travaillées.)	Total exports.... Ton	77	24	152	124
	\$	1,556	460	1,465	2,265
United Kingdom Ton	\$
United States.... Ton	\$	77	24	152	124
	\$	1,556	460	1,465	2,265
Granite and marble, unwrought.—(Granit et marbre, non travaillés.)	Total exports.... Ton	234	138	232	1,333	1,068
	\$	2,600	1,095	1,927	14,835	9,488
United Kingdom Ton	\$
United States.... Ton	\$	234	138	232	1,333	1,068
	\$	2,600	1,095	1,927	14,835	9,488
Slime of all kinds, dressed.—(Pierre taillée, de toutes sortes.)	Total exports.... \$	2,534	1,674	7,622	4,541
	\$
	\$	2,262	1,071	1,756	3,919
	\$

EXPORTS of Canadian Produce from Canada, etc.—Continued.

Articles and Countries to which Exported.		Months, 1929			Six Months ending September	
		July	August	September	1928	1929
STONE AND ITS PRODUCTS—Concluded.						
PIERRE ET SES DÉRIVÉS—fin.						
LIME, PLASTER AND CEMENT.						
CHAUX, PLÂTRE ET CIMENT.						
Gypsum or plaster, crude.—(Gypse, ou plâtre brut.)	Total exports... Ton	168,232	118,736	110,020	454,632	499,360
	\$	134,131	141,673	153,313	727,618	618,539
	United Kingdom... Ton					
	\$					
	United States... Ton	108,232	118,736	110,020	454,632	499,360
	\$	134,131	141,673	153,313	727,618	618,539
Lime.—(Chaux.)	Total exports... Cwt.	30,204	68,501	33,003	169,271	246,977
	\$	26,730	58,738	29,789	150,711	213,430
	United Kingdom... Cwt.					
	\$					
	United States... Cwt.	29,585	51,378	32,952	159,362	222,033
	\$	25,973	46,353	29,709	143,131	199,590
Plaster of Paris, ground, and prepared wall plaster.—(Plâtre de Paris, moulu et plâtre préparé.)	Total exports... Cwt.	11,281	13,049	14,214	75,009	71,306
	\$	10,652	11,240	12,153	59,064	62,003
	United Kingdom... Cwt.					
	\$					
	United States... Cwt.	1,476	1,331	1,405	34,415	6,637
	\$	1,964	1,938	1,910	27,040	12,181
	New Zealand... Cwt.	8,273	10,677	12,589	33,749	50,952
	\$	6,498	8,486	10,061	26,578	44,830
Cement, Portland.—(Ciment de Portland.)	Total exports... Cwt.	180,291	53,289	116,272	597,921	490,766
	\$	60,721	15,859	31,377	212,140	151,226
	United Kingdom... Cwt.					
	\$					
	United States... Cwt.	1,871	138	558	77,699	3,132
	\$	1,465	106	498	50,899	2,510
	Bermuda... Cwt.	1,316	1,316		6,016	7,910
	\$	605	602		2,565	3,322
	British Guiana... Cwt.				50,763	
	\$				23,529	
	Jamaica... Cwt.				23,516	1,880
	\$				5,467	460
	Trinidad & Tob. Cwt.	2,632	2,632	3,948	27,771	21,996
	\$	886	892	1,351	9,615	7,544
	Other Br. W. I. Cwt.	8,585	3,210	2,632	29,084	24,766
	\$	3,256	1,298	903	11,171	8,861
	Newfoundland... Cwt.	19,771	22,833	14,220	48,079	92,465
	\$	3,703	6,567	4,245	14,267	25,021
	Colombia... Cwt.	124,804		82,679	195,506	227,226
	\$	44,070		20,733	54,421	70,199
	French W. Indies Cwt.	8,084	7,520	6,204	15,040	33,652
	\$	2,128	1,973	1,552	4,161	8,731
	St. Pierre & Miq. Cwt.	875	1,128		15,957	7,506
	\$	617	382		6,616	3,685
	Mexico... Cwt.	1,128			21,004	4,888
	\$	302			5,799	1,338
	Peru... Cwt.	9,210	2,256	2,256	32,420	20,490
	\$	3,122	624	624	8,954	6,242
OTHER STONE PRODUCTS.						
AUTRES DÉRIVÉS DE LA PIERRE.						
Crushed stone.—(Pierre concassée.)	Total exports... Ton	22,969	32,082	16,892	99,725	106,091
	\$	34,634	56,838	24,852	166,053	178,118
	United Kingdom... Ton					
	\$					
	United States... Ton	22,969	32,082	16,892	99,725	106,091
	\$	34,634	56,838	24,852	166,053	178,118
Feldspar.—(Feldspath.)	Total exports... Ton	1,480	2,475	2,400	10,121	10,504
	\$	13,640	23,735	20,660	81,174	95,520
	United Kingdom... Ton				6	
	\$				180	
	United States... Ton	1,480	2,475	2,400	10,055	10,450
	\$	13,640	23,735	20,660	79,194	93,950
Magnesite, calcined, dead burned, etc.—(Magnésite, calcinée, durcie au feu, etc.)	Total exports... Cwt.	6,420	15,042	16,510	18,291	54,785
	\$	7,705	18,070	19,810	21,947	65,231
	United Kingdom... Cwt.	6,420	15,042	16,382	17,547	54,402
	\$	7,705	18,070	19,656	21,055	64,771
	United States... Cwt.					
	\$					

EXPORTATIONS de produits canadiens, etc.—*Suite.*

Articles et pays de destination.		Mois, 1929			Six mois terminés avec septembre	
		Juillet	Août	Septembre	1928	1929
Phosphate rock.—(Roche phosphorique.)	Total exports... Ton					22
	\$				44	898
	United Kingdom... Ton					
	\$					22
Sand and gravel.—(Sable et gravier.)	Total exports... Ton	160,858	190,103	161,450	494,401	871,276
	\$	46,301	57,542	47,466	150,162	241,433
	United Kingdom... Ton					
	\$	160,858	190,103	161,445	494,401	871,271
Tale.—(Talc.)	Total exports... Cwt.	26,166	20,173	21,132	109,945	117,020
	\$	15,324	11,572	13,187	66,909	70,531
	United Kingdom... Cwt.	2,222	1,120	1,082	6,778	9,026
	\$	1,301	1,043	1,186	4,207	6,696
Total Stone and its Products.—(Total pierre et ses dérivés.)	Total exports... \$	664,786	775,459	690,117	3,328,956	3,722,791
	United Kingdom... \$	18,731	58,132	79,239	189,541	244,330
	United States... \$	567,625	678,331	549,955	2,818,595	3,224,441
OTHER NON-METALLIC MINERAL PRODUCTS. AUTRES PRODUITS DES MÉTALLOÏDES.						
Carbon and graphite electrodes.—(Électrodes en carbone et graphite.)	Total exports... \$	18,960	12,076	15,249	68,516	82,114
	United Kingdom... \$				369	
	United States... \$			1,533	5,404	7,291
	Norway... \$	13,714	8,846	13,716	43,329	51,368
	Sweden... \$	5,246	5,230		19,132	19,442
Sulphur contained in pyrites.—(Soufre contenu dans les pyrites.)	Total exports... Ton	3,046	2,940	740	19,249	13,792
	\$	22,673	21,646	5,920	141,089	104,791
	United Kingdom... Ton					
	\$	3,016	2,940	740	18,249	13,792
Salt.—(Sel.)	Total exports... Cwt.	8,592	27,816	11,364	18,116	158,066
	\$	4,049	7,938	5,962	15,686	49,045
	United States... Cwt.	18	2,911	5,272		8,251
	\$	15	1,285	1,047		3,015
	Newfoundland... Cwt.	6,977	177	2,018	5,109	112,498
	\$	1,683	235	1,668	3,701	30,254
Other non-metallic minerals and products.—(Autres minéralogies et leurs dérivés.)	Total exports... \$	49,158	43,693	59,190	192,431	289,610
	United Kingdom... \$	8,017	8,747	25,237	30,151	80,052
	United States... \$	22,468	22,020	21,601	95,408	122,806
	Newfoundland... \$	1,750	1,182	613	8,593	0,249
Recapitulation—Non-Metallic Minerals and their Products (Group 1, Chemicals).—(Récapitulation—Métalloïdes et leurs produits (Sauf produits chimiques).)	Total exports... \$	2,507,403	2,832,979	2,419,594	12,969,016	15,040,678
	United Kingdom... \$	74,050	133,397	169,434	738,353	988,886
	United States... \$	1,802,792	1,950,315	1,569,427	8,496,246	9,886,900
CHEMICALS AND ALLIED PRODUCTS. PRODUITS CHIMIQUES ET LEURS DÉRIVÉS.						
ACIDS—ACIDES.						
Acid, acetic.—(Acide acétique.)	Total exports... Cwt.	28,010	24,066	13,160	140,402	142,037
	\$	15,115	12,754	6,801	86,893	75,703
	United Kingdom... Cwt.					
	\$	28,010	24,064	13,160	140,402	142,035
Acids, other a.c.p.—(Acides autres a.c.p.)	Total exports... Cwt.	44,370	49,343	61,710	190,124	270,925
	\$	370,622	394,709	541,803	1,920,916	2,202,739
	United Kingdom... Cwt.	26,698	22,620	37,377	105,809	132,779
	\$	239,612	210,916	334,872	1,261,434	1,208,731
	Total exports... Cwt.	17,501	26,328	27,223	81,574	136,232
	\$	129,534	189,246	205,942	629,098	979,094
	United States... Cwt.					
	\$					

EXPORTS of Canadian Produce from Canada, etc.—Continued.

Articles and Countries to which Exported.		Months, 1929			Six Months ending September		
		July	August	September	1928	1929	
ALCOHOLS, INDUSTRIAL.—ALCOOLS, INDUSTRIELS.							
Wood alcohol.—(Alcool de bois.)	Total exports Gal.	2,523	2,691	3,409	7,118	15,319	
	\$	2,252	2,661	3,277	6,315	14,813	
	United Kingdom..... Gal.						
	United States..... Gal.						
Australia..... Gal.	\$	1,282	2,547	2,577	6,102	11,492	
	\$	1,218	2,523	2,527	5,381	11,474	
Other non-potable spirits, n.o.p.—(Autres spiritueux non potables, n.a.é.)	Total exports Gal.	86		1,024	7,201	4,744	
	\$	72		959	9,626	6,031	
	United Kingdom..... Gal.					3,548	
	United States..... Gal.			1,024	7,158	1,024	
	\$			959	9,588	959	
DRUGS, MEDICINAL.—DROGUES MÉDICINALES.							
Medicinal and proprietary preparations.—(Remèdes brevetés et préparations médicinales.)	Total exports \$	52,916	72,373	88,485	292,123	385,563	
	United Kingdom..... \$	27,068	27,901	30,371	117,486	164,009	
	United States..... \$	544	596	634	4,069	3,480	
	British India..... \$	580	4,831	2,966	18,124	17,353	
	British Guiana..... \$	737	2,252	1,597	5,278	9,065	
	Jamaica..... \$	1,289	2,626	2,126	7,871	10,632	
	Trinidad & Tob. \$	3,442	1,662	1,690	9,955	13,141	
	Other Br. W. I. \$	889	570	1,781	6,554	6,459	
	Newfoundland..... \$	8,557	11,445	26,835	44,120	75,158	
	Australia..... \$	2,928	7,614	10,416	8,066	28,424	
	New Zealand..... \$	3,057	3,032	4,528	28,751	7,282	
	DYEING AND TANNING MATERIALS.						
	SUBSTANCES TINCTORIALES ET DE TANNAGE.						
Extract of hemlock bark.—(Extrait d'écorce de pruche.)	Total exports \$				480	210	
	United Kingdom..... \$						
	United States..... \$						
EXPLOSIVES—EXPLOSIFS.							
Dynamite.—(Dynamite.)	Total exports \$	1,734		81,225	77,614	161,883	
	United Kingdom..... \$						
	United States..... \$						
	Newfoundland..... \$	1,282		81,225	76,520	161,381	
Explosives and fulminates, n.o.p.—(Explosifs et fulminants, n.a.é.)	Total exports \$	659	10,129	6,025	28,024	36,024	
	United Kingdom..... \$						
	United States..... \$	115				124	
	Newfoundland..... \$	44	9,589	6,025	27,931	35,775	
FERTILIZERS—ENGRAIS.							
Ammonium sulphate.—(Sulfate ammoniacal.)	Total exports ... Cwt.	21,462	59,824	22,022	108,793	219,228	
	\$	42,993	107,887	30,861	224,792	401,768	
	United Kingdom..... Cwt.						
	United States..... Cwt.	6,596	29,316	21,821	15,219	61,032	
	\$	9,897	50,233	30,405	29,204	97,021	
	British Guiana..... Cwt.					1,378	
	\$					2,766	
	Barbados..... Cwt.	6,802	2,016		8,960	36,432	
	\$	15,052	4,133		19,360	78,517	
	Other Br. W. I. Cwt.	1,299	492	201	3,427	15,038	
	\$	2,689	1,021	456	5,613	31,077	
	Hong Kong..... Cwt.	6,048			37,960	27,008	
	\$	13,226			83,363	58,706	
	Newfoundland... Cwt.				100	10	
	\$				265	25	
	China..... Cwt.	717			7,840	11,917	
	\$	1,229			16,201	23,166	
	Cuba..... Cwt.				5,047		
	\$				9,210		
Japan..... Cwt.		28,000		30,240	57,166		
\$		52,500		61,576	110,540		
Porto Rico..... Cwt.							
\$							

EXPORTATIONS de produits canadiens, etc.—*Suite.*

Articles et pays de destination.		Mois, 1929			Six mois terminés avec septembre	
		Juillet	Août	Septembre	1928	1929
Cranes et (Cranes)	Total exports... Cwt.	282,351	270,764	250,781	1,097,318	1,359,267
	\$	457,164	419,509	400,685	1,883,663	2,191,323
	United Kingdom... Cwt.					
	\$					
	United States... Cwt.	281,243	268,782	248,780	1,081,436	1,350,941
\$	453,112	416,382	390,925	1,851,244	2,179,188	
Porto Rico... Cwt.	1,102	2,002	2,001	11,306	8,306	
\$	2,037	3,127	3,700	21,690	15,076	
Fertilizers, manufactured, n.p.a.—(Sels fertilisants, manufacturés, n.p.a.)	Total export... Cwt.	5,753	3,992	2,212	28,114	37,798
	\$	6,686	4,932	2,815	31,666	49,929
	United Kingdom... Cwt.					
	\$					
	United States... Cwt.	5,749	3,992	2,212	28,318	31,584
\$	6,673	4,902	2,815	27,175	39,236	
Total Fertilizers—(Total, engrais.)	Total exports... \$	505,937	532,298	431,361	2,143,121	2,646,025
	United Kingdom... \$					
	United States... \$	471,682	471,517	430,145	1,907,023	2,315,515
PAINTS, PIGMENTS AND VARNISHES. PEINTURES, PIGMENTS ET VERNIS.						
Mineral pigments, iron oxides, ochres, etc.—(Pigments minéraux, oxydes de fer, ochres, etc.)	Total exports... Cwt.	1,548	2,422	1,267	8,992	11,912
	\$	3,042	4,450	2,378	18,198	22,756
	United Kingdom... Cwt.					136
	\$					448
	United States... Cwt.	1,548	2,422	1,267	8,989	11,776
\$	3,042	4,450	2,379	18,160	22,308	
White lead, dry or in oil—(Céruse, en poudre ou à l'huile.)	Total exports... Cwt.	5	1	10	6,348	141
	\$	58	15	112	51,896	4,450
	United Kingdom... Cwt.				4,698	
	\$				37,573	
	United States... Cwt.					1
	\$					18
	British India... Cwt.				1,117	
\$				9,501		
Paints, n.p.a.—(Peintures, n.p.a.)	Total exports... \$	37,117	39,190	32,454	167,719	191,643
	United Kingdom... \$	14,010	11,052	6,816	60,383	58,896
	United States... \$	739	3,061	2,354	17,276	9,727
	Bermuda... \$	602	654	3,443	1,391	7,814
	British Guiana... \$	687	421	200	1,196	2,014
	Barbados... \$	205	6	67	1,973	595
	Jamaica... \$	96	690	515	5,235	2,169
Trinidad & Tob... \$	358	136	1,532	4,271	4,843	
Other Br. W. I... \$	1,719	182	1,302	3,558	3,024	
Newfoundland... \$	3,667	9,171	3,801	26,927	30,218	
Australia... \$	1,087	725	373	1,932	4,813	
China... \$	6,460	1,369	6,630	9,882	30,433	
Colombia... \$		1,618		2,154	3,510	
France... \$	924	1,116	1,128	4,534	5,293	
Germany... \$				12,445	75	
Putty—(Mastic.)	Total exports... Cwt.	58	59	29	253	212
	\$	177	189	131	933	809
	United Kingdom... Cwt.					
United States... Cwt.						
Varnish—(Vernis.)	Total exports... Gal.	3,426	593	1,259	7,682	9,519
	\$	5,631	984	2,039	11,924	16,050
	United Kingdom... Gal.			291	292	516
	\$			845	782	1,412
	United States... Gal.	1			103	65
	\$	4			222	140
	British Guiana... Gal.	799	122	293	920	1,763
	\$	751	120	307	1,260	1,964
	Trinidad & Tob... Gal.	89	101	155	909	528
	\$	71	122	131	847	566
Newfoundland... Gal.	515	93	40	2,350	2,494	
\$	1,088	380	74	4,510	4,187	
Total Paints, Pigments and Varnish—(Total, peintures, pigments et vernis.)	Total exports... \$	46,925	45,128	36,814	250,670	232,708
	United Kingdom... \$	14,010	11,052	7,661	98,738	60,756
	United States... \$	3,786	7,511	4,733	35,658	32,193

EXPORTS of Canadian Produce from Canada, etc.—Continued.

Articles and Countries to which Exported.	Months, 1929			Six Months ending September		
	July	August	September	1928	1929	
SOAP.—SAVON.						
Toilet soap.—(Savon de toilette.)	Total exports... Lb.	458,188	359,822	309,315	1,996,955	2,652,117
	\$	56,067	47,668	11,238	265,024	314,680
United Kingdom... Lb.	\$	441,562	339,601	288,081	1,917,229	2,551,864
	\$	53,023	43,056	39,528	248,508	320,152
United States... Lb.	\$				715	1,000
	\$				159	202
Irish Free State... Lb.	\$				31,563	
	\$				3,537	
Jamaica... Lb.	\$	8,570	11,376	3,355	17,224	45,498
	\$	2,087	2,843	761	5,061	11,562
Newfoundland... Lb.	\$		4,405	4,635	15,177	14,312
	\$		1,097	1,467	3,818	4,149
Soap, n.o.p.—(Savon, n.a.é.)	Total exports... Lb.	49,686	25,703	51,546	183,128	235,072
	\$	3,899	2,044	3,891	14,804	18,057
United Kingdom... Lb.	\$			2,113	406	2,113
	\$			190	46	190
United States... Lb.	\$				1,020	205
	\$				81	19
Trinidad & Tob... Lb.	\$	37,500	22,500	45,000	117,500	192,500
	\$	2,775	1,605	3,333	8,703	14,060
Other Br. W. I... Lb.	\$	7,860		2,500	28,240	19,160
	\$	618		193	2,228	1,502
INORGANIC CHEMICALS, N.O.P.						
PRODUITS CHIMIQUES INORGANIQUES, N.A.É.						
Arsenic.—(Arsenic.)	Total exports... Cwt.	1,394	1,980	1,823	17,472	9,834
	\$	5,214	7,832	7,172	66,773	39,130
United Kingdom... Cwt.	\$					
United States... Cwt.	\$	1,304	1,980	1,823	17,472	9,834
	\$	5,214	7,832	7,172	66,773	39,130
Acetate of lime.—(Acétate de chaux.)	Total exports... Cwt.	6,794	8,526	3,317	53,628	37,294
	\$	29,858	38,058	14,548	181,481	167,381
United Kingdom... Cwt.	\$				2,283	
United States... Cwt.	\$	6,794	8,520	3,317	51,345	37,794
	\$	29,858	38,058	14,548	174,283	167,381
Lye.—(Lessive.)	Total exports... \$	892	1,280	57	2,756	4,030
United Kingdom... \$						
United States... \$						
Newfoundland... \$		830	1,280		2,649	3,860
Potash, crude.—(Potasse à l'état naturel.)	Total exports... Cwt.	66	1,115	13	1,571	1,591
	\$	783	3,029	156	5,896	5,136
United Kingdom... Cwt.	\$	66	21	13	243	196
	\$	783	238	156	2,904	2,345
United States... Cwt.	\$		1,385		1,328	1,385
	\$		2,791		2,986	2,791
Baking powders.—(Poudre levain.)	Total exports... Cwt.	421	570	146	1,834	1,869
	\$	9,798	14,116	2,148	52,921	42,497
United Kingdom... Cwt.	\$					
United States... Cwt.	\$		2			4
	\$		38			76
Newfoundland... Cwt.	\$	343	525	34	1,636	1,463
	\$	8,606	13,758	615	49,879	36,839
Soda and sodium compounds.—(Ingrédients à base de soude.)	Total exports... Cwt.	88,286	86,864	57,205	313,912	451,807
	\$	413,936	385,611	294,361	1,837,525	2,202,747
United Kingdom... Cwt.	\$					
United States... Cwt.	\$	58,488	58,066	36,651	179,817	303,893
	\$	219,700	210,344	177,396	993,256	1,322,035
Australia... Cwt.	\$	500	500	500	3,600	3,500
	\$	3,185	3,185	3,185	22,932	22,295
Honduras... Cwt.	\$	800	701	706	1,508	3,307
	\$	5,096	4,463	4,499	9,602	20,069
Japan... Cwt.	\$	890	540		1,606	2,140
	\$	5,748	3,928		11,096	15,422
Mexico... Cwt.	\$	19,548	19,277	13,046	102,932	93,568
	\$	128,459	114,114	69,062	648,878	538,314
Dutch E. Indies... Cwt.	\$	500	500	500	2,500	3,000
	\$	3,185	3,185	3,185	17,149	19,110
Portug. Africa... Cwt.	\$	7,600	5,000	3,796	15,940	33,406
	\$	48,413	31,849	24,196	101,923	212,748
Spain... Cwt.	\$		2,000	2,000	4,000	6,000
	\$		12,740	12,800	25,480	38,280

EXPORTATIONS de produits canadiens, etc.—*Suite.*

Articles et pays de destination.	Mois, 1929			Six mois terminés avec septembre	
	Juillet	Août	Septembre	1928	1929
Cobalt oxides and cobalt salts.—(Oxyde et sels de cobalt.)	Total exports..... Lb.	38,500	24,566	163,624	88,000
	\$	75,759	47,323	278,930	173,625
	United Kingdom.....	11,000	17,000	66,109	34,000
	\$	21,700	32,900	85,245	67,350
	United States.....	17,500	7,000	67,100	24,500
	\$	33,250	13,300	131,368	46,550
	China.....	1,000	500	17,300	4,500
\$	2,250	1,125	35,005	9,375	
Japan.....	9,000		13,000	25,000	
\$	18,550		27,300	50,350	
Magnesium sulphate.—(Sulfate de magnésium.)	Total exports..... Cwt.				
	\$				
	United Kingdom.....				
	\$				
United States.....					
\$					
Other inorganic chemicals, n.o.p.—(Autres produits chimiques inorganiques, n.o.p.)	Total exports..... \$	43,831	54,043	381,671	293,004
	United Kingdom.....			901	1,430
	United States.....	2,681	4,700	55,555	48,446
	Cuba.....	14,537	13,248	108,188	57,516
	Mexico.....	9,151	20,761	68,414	77,486
	Venezuela.....	9,319	8,800	52,114	47,921
	\$				
Total Inorganic Chemicals, n.o.p.—(Total produits chimiques inorganiques, n.o.p.)	Total exports..... \$	594,313	589,019	4,516,168	2,897,917
	United Kingdom.....	783	21,938	33,056	96,248
	United States.....	257,453	267,013	217,966	1,424,321
	\$				
OTHER DRUGS, DYES AND CHEMICALS, N.O.P.					
AUTRES DROGUES, TEINTURES ET PRODUITS CHIMIQUES, N.A.É.					
Glycerine, crude.—(Glycérine à l'état naturel.)	Total exports..... Cwt.	3,495	3,430	2,668	10,429
	\$	18,176	17,828	13,870	54,223
	United Kingdom.....				
	\$				
United States.....	3,495	3,430	2,668	10,429	
\$	18,176	17,828	13,870	54,223	
All other drugs, dyes and chemicals n.o.p.—(Toutes autres drogues, teintures et produits chimiques, n.o.p.)	Total exports..... \$	139,504	128,590	143,523	651,385
	United Kingdom.....	100,505	82,029	107,552	467,296
	United States.....	7,837	6,073	3,703	31,490
	British India.....	1,685	71	1,933	7,408
	Newfoundland.....	4,334	4,793	3,349	30,176
	Australia.....	1,631	23,864	9,963	72,296
	New Zealand.....	2,505	581	2,710	8,333
	Japan.....	7,530	6,473	9,720	10,494
	\$				
	Resublimation Chemicals and Allied Products.—(Resublimation—Produits chimiques et leurs dérivés.)	Total exports..... \$	1,717,291	1,846,201	1,810,396
United Kingdom.....		435,001	396,892	553,230	2,289,066
United States.....		904,241	904,112	884,753	4,122,920
\$					
MISCELLANEOUS COMMODITIES.					
MARCHANDISES DIVERSES.					
AMUSEMENT AND SPORTING GOODS.					
ARTICLES DE SPORT ET DE RÉCRÉATION.					
Menageries, etc.—(Ménageries, etc.)	Total exports..... \$	150		303	743
	United Kingdom.....				
	United States.....	150		50	1,986
Toys and other fancy goods.—(Jouets et autres objets de fantaisie.)	Total exports..... \$	3,391	6,755	7,798	13,809
	United Kingdom.....	75		44	185
	United States.....	1,026	1,372	996	2,612
	Newfoundland.....	114	110	219	820
	New Zealand.....	1,565	1,910	2,443	4,051
	\$				
Sporting goods, n.o.p.—(Articles de sport, n.o.p.)	Total exports..... \$	9,473	9,596	8,341	42,448
	United Kingdom.....	5,295	7,557	5,774	23,753
	United States.....	3,999	1,306	902	15,432
	\$				
Total Amusement and Sporting Goods.—(Total articles de sport et de récréation.)	Total exports..... \$	13,014	16,351	16,442	58,243
	United Kingdom.....	5,370	7,557	5,818	23,524
	United States.....	3,158	2,378	1,248	15,920
	\$				

EXPORTS of Canadian Produce from Canada, etc.—Continued.

Articles and Countries to which Exported.	Months, 1929			Six Months ending September		
	July	August	September	1928	1929	
	BRUSHES.—BROSSES.					
Brushes of all kinds.—(Brosses et pinceaux de toutes sortes.)	Total exports.... \$	12,269	13,218	4,632	70,752	63,871
	United Kingdom. \$	4,537	4,047	1,827	38,066	26,885
	United States.... \$	251	47	21	423	406
	Br. South Africa. \$	3,522	1,414	242	7,436	8,527
	Newfoundland.... \$	727	1,385	360	6,451	7,762
	New Zealand.... \$	593	95	427	4,961	1,459
	Peru..... \$	533	476	510	4,214	2,465
CONTAINERS, N.O.P.—RÉCIPIENTS, N.A.É.						
Packages of all kinds, empty, n.o.p.—(Emballages de toutes sortes, vides, n.a.é.)	Total exports.... \$	71,847	41,573	67,605	298,282	321,683
	United Kingdom. \$	914	350	274	2,428	2,756
	United States.... \$	16,024	7,778	15,486	97,872	80,773
	British Guiana.... \$	2,510	4,975	38,512	34,270
	Barbados..... \$	5,530	5,385	8,400	16,530
	Jamaica..... \$	100	32	167	8,796	5,262
	Trinidad & Tob.. \$	1,267	624	970	6,879	6,131
	Other Br. W. I.... \$	2,580	855	2,261	9,066	11,877
	Newfoundland.... \$	9,328	4,914	8,691	38,990	48,995
	Colombia..... \$	21,276	13,302	33,376	37,600
	St. Pierre & Miq. \$	3,865	4,350	4,695	25,608	23,526
HOUSEHOLD AND PERSONAL EQUIPMENT. ARTICLES DE MÉNAGE ET EFFETS PERSONNELS.						
Brooms and whisks.—(Balais et époussettes.)	Total exports.... \$	2,645	2,794	2,151	12,870	14,680
	United Kingdom. \$	204	147	1,244	955
	United States.... \$	61
	British Guiana.... \$	326	849	744	2,313	3,015
	Trinidad & Tob.. \$	1,518	773	605	4,310	5,364
Buttons.—(Boutons.)	Total exports.... \$	445	1,077	285	858	3,240
	United Kingdom. \$	445	530	285	432	2,136
	United States.... \$	193	473
Candles.—(Bougies.)	Total exports.... Lb.	46	3,394	2,446
 \$	31	497	266
	United Kingdom. Lb.
	United States.... Lb.
Combs of all kinds.—(Peignes de toutes sortes.)	Total exports.... \$	44
	United Kingdom. \$	35
	United States.... \$
Indian work, n.o.p.—(Articles de fantaisie, faits par les Indiens, n.a.é.)	Total exports.... \$	4,694	3,945	2,451	14,884	16,392
	United Kingdom. \$	535	2,500	555
	United States.... \$	4,694	2,510	2,451	12,235	15,832
Jewellery of all kinds, n.o.p.—(Bijouterie de toutes sortes, n.a.é.)	Total exports.... \$	287	640	584	3,787	2,710
	United Kingdom. \$	2,828	575
	United States.... \$	247	640	584	474	1,569
Mattresses and pillows.—(Matelas et oreillers.)	Total exports.... \$	3,151	2,855	2,286	18,612	20,811
	United Kingdom. \$	45	555
	United States.... \$	227	70	622	510
	Bermuda..... \$	601	63	557	2,786	1,727
	British Guiana.... \$	190	14	194	712	1,003
	British Honduras. \$	49	120	47	1,453	1,137
	Jamaica..... \$	353	634	516	1,124	2,405
	Trinidad & Tob.. \$	534	226	204	812	1,672
	Newfoundland.... \$	232	929	273	3,670	5,249
Refrigerators and parts.—(Glacières et leurs parties.)	Total exports.... No.	785	847	99	3,389	2,520
 \$	14,881	12,267	2,509	55,676	42,224
	United Kingdom. No.	13	1,122	243
 \$	895	20,284	4,058
	United States.... No.	2	1
 \$	291	355
	Br. South Africa. No.	675	725	42	1,849	1,818
 \$	11,263	10,278	1,023	27,637	27,916
Stationery, n.o.p.—(Papeterie, n.a.é.)	Total exports.... \$	53,922	44,286	59,611	269,071	298,093
	United Kingdom. \$	23,022	15,518	33,857	61,358	124,468
	United States.... \$	5,923	4,071	3,603	31,598	31,659
	British India.... \$	532	4,005	9,461	7,410
	British Guiana.... \$	227	1,010	74	3,368	2,310
	Barbados..... \$	813	604	1,602	2,046

EXPORTATIONS de produits canadiens, etc.—*Suite.*

Articles et pays de destination.	Mois, 1929			Six mois terminés avec septembre	
	Juillet	Août	Septembre	1928	1929
Stationery, n.o.p.—Concluded.—(Papeterie, n.o.p.—(n.))	Jamaica..... \$ 181	1,137	117	11,322	6,384
	Trinidad & Tob. \$ 2,447	306	422	4,173	4,368
	Other Br. W. I. \$ 1,590	102	369	1,822	2,053
	Newfoundland... \$ 2,415	2,190	2,198	18,735	14,256
	Australia..... \$ 3,058	2,980	3,456	11,744	19,007
	New Zealand..... \$ 1,433	5,254	4,802	12,455	19,326
	Colombia..... \$	1,306	376	5,522	9,239
	Cuba..... \$ 7,803	591	1,095	6,560	11,633
	San Domingo... \$	150	93	3,545	3,820
	Switzerland..... \$ 948	1,139	3,884	4,689
	Venezuela..... \$	413	2,701	2,978
	Total exports..... \$	1,868	1,549	1,262	14,392
	United Kingdom. \$	189	13,008
	United States..... \$	175	1,418	187
	British Guiana... \$	267	668	847
	British Honduras. \$ 556	1,733	766
	Jamaica..... \$	182	406	2,441	3,693
	Trinidad & Tob. \$ 187	777	108	2,584	2,457
	Other Br. W. I. \$ 418	73	41	1,980	1,569
	Newfoundland.... \$ 88	152	1,538	678
	Total exports..... \$	81,893	68,484	71,169	330,601
	United Kingdom. \$ 24,363	16,793	34,289	88,915	133,282
	United States..... \$ 10,864	7,739	6,883	46,895	50,607
MINERAL AND AERATED WATERS.					
EAUX MINÉRALES ET GAZEUSES.					
Mineral and aerated waters.—(Eaux minérales et gazeuses.)	Total exports..... \$	2,284	1,189	648	18,421
	United Kingdom. \$ 1,680	92	1,680
	United States..... \$ 207	29	69	12,448	547
	Other Br. W. I. \$ 250	556	2,583	846
MUSICAL INSTRUMENTS.					
INSTRUMENTS DE MUSIQUE.					
Organs.—(Organs.)	Total exports..... No.	26	16	19	137
	\$ 44,147	37,285	1,775	106,496	110,857
	United Kingdom. No. 2	1	28	12
	\$ 306	162	2,838	1,381
	United States..... No. 2	2	1	8	6
	\$ 41,170	34,895	210	93,037	100,215
	Br. South Africa.. No. 4	5	6	16	15
	\$ 234	683	575	1,209	1,492
	Australia..... No. 3	6	3	31	22
	\$ 459	1,529	573	4,452	3,688
Pianos.—(Pianos.)	Total exports..... No.	109	97	126	465
	\$ 29,010	24,731	32,525	114,362	119,288
	United Kingdom. No. 2	8	8
	\$ 650	2,723	2,630
	United States..... No. 3	1	5	33	23
	\$ 850	258	1,400	14,049	6,011
	Br. South Africa.. No. 1	6	4
	\$ 200	1,001	1,250
	Australia..... No. 4	6	4	40	29
	\$ 1,126	1,562	1,030	11,911	7,582
	New Zealand..... No. 101	86	114	287	500
	\$ 26,855	21,761	29,616	72,396	127,160
Piano parts.—(Parties de pianos.)	Total exports..... \$	14,763	16,868	10,169	78,192
	United Kingdom. \$	3,248	291
	United States..... \$	95	5
	Australia..... \$ 12,131	14,393	5,801	65,997	57,649
	China..... \$ 849	1,816	3,221	4,488	8,236
Phonographs and gramophones and parts.—(Phonographes et gramophones et leurs parties.)	Total exports..... \$	7,905	4,872	4,058	58,171
	United Kingdom. \$ 10	1,250	125	6,814	1,775
	United States..... \$ 96	157	135	1,688	965
	Newfoundland... \$ 1,025	124	514	4,612	3,133
	Australia..... \$ 455	1,587	5,557	6,262
	New Zealand..... \$	99	166	2,331	747
	Colombia..... \$	5,175
	Mexico..... \$ 3,262	2,578	6,867	11,751
	Uruguay..... \$	14,250

Exports of Canadian Produce from Canada, etc.—Continued.

Articles and Countries to which Exported.	Months, 1929			Six Months ending September		
	July	August	September	1928	1929	
MUSICAL INSTRUMENTS—Concluded.						
INSTRUMENTS DE MUSIQUE—fin.						
All other musical instruments and parts, n.o.p.—(Tous autres instruments de musique et leurs parties, n.a.é.)	Total exports..... \$	426	1,213	686	6,287	6,954
	United Kingdom..... \$		500	50	1,003	700
	United States..... \$	381	547	538	2,623	5,062
	Australia..... \$				577	163
	New Zealand..... \$			20	105	141
	Argentina..... \$					
	Brazil..... \$					
	China..... \$					
	Colombia..... \$					
	Japan..... \$				40	
	Mexico..... \$					
Total Musical Instruments.—(Total, instruments de musique.)	Total exports..... \$	95,251	84,999	49,213	363,448	373,646
	United Kingdom..... \$	316	2,400	337	16,626	6,777
	United States..... \$	42,497	35,857	2,283	111,492	112,258
SCIENTIFIC AND EDUCATIONAL EQUIPMENT.						
MATÉRIEL SCIENTIFIQUE ET SCOLAIRE.						
Cameras.—(Appareils photographiques.)	Total exports..... \$	461	571	334	71,160	2,795
	United Kingdom..... \$				5,817	
	United States..... \$	108	245	120	4,715	593
	Br. South Africa..... \$		58		8,910	182
	Australia..... \$				7,486	
	Belgium..... \$				1,298	
	Denmark..... \$				2,394	
	France..... \$				13,209	206
	Italy..... \$	35			7,772	35
	Switzerland..... \$	57			598	57
Films for photographers' use and for moving pictures.—(Pellicules à l'usage des photographes et pour le cinéma.)	Total exports..... \$	401,323	346,684	200,151	2,372,328	2,671,527
	United Kingdom..... \$	167,680	87,621	11,573	1,399,311	1,341,830
	United States..... \$	171,947	201,366	149,494	558,419	872,620
	Irish Free State..... \$		6,872			62,826
	Argentina..... \$				50	
	Austria..... \$	3,361	3,048	2,093	16,152	14,989
	Belgium..... \$	5,320	2,909		22,267	22,078
	China..... \$	5,153	8,755	613	24,751	34,190
	Denmark..... \$		23		7,450	27,723
	Italy..... \$	15,493	2,080	1,587	46,874	49,002
	Japan..... \$	22,562	28,260	27,973	208,741	152,335
	Netherlands..... \$	4,211	1,816	1,590	16,935	22,767
	Switzerland..... \$		717	3,395	54,173	48,405
Philosophical and scientific apparatus and instruments.—(Instruments et appareils scientifiques et de mathématiques.)	Total exports..... \$	3,945	11,165	6,991	37,456	40,529
	United Kingdom..... \$	2,811	8,063	2,735	8,161	24,093
	United States..... \$	1,085	1,970	1,983	17,777	9,245
Total Scientific and Educational Equipment.—(Total, matériel scientifique et scolaire.)	Total exports..... \$	405,729	358,420	207,686	2,482,944	2,714,851
	United Kingdom..... \$	170,491	95,684	14,308	1,413,289	1,365,923
	United States..... \$	173,140	203,581	151,597	580,911	882,458
SHIPS AND VESSELS—VAISSEAUX ET NAVIRES.						
Boats, canoes and parts, n.o.p.—(Chaloupes, canots et leurs parties, n.a.é.)	Total exports..... \$	6,484	2,618	1,352	27,382	23,960
	United Kingdom..... \$		255	45	818	300
	United States..... \$	3,577	1,765	337	17,689	10,686
	Newfoundland..... \$	517	437	238	2,472	5,032
Gasoline launches.—(Embarcations à gasoline.)	Total exports..... No.	2	7	2	18	16
	United Kingdom..... No.	943	13,950	2,190	11,835	35,815
	United States..... No.	2	6	2	17	1
	United States..... \$	943	13,700	2,190	11,502	35,083
Ships sold to other countries.—(Vaisseaux vendus à d'autres pays.)	Total exports..... No.	2	3	2	7	9
	United Kingdom..... No.	30	1,602	4,392	457	6,137
	United States..... \$	1,750	37,750	184,934	63,400	245,184
	United States..... No.					
	United States..... Ton					
	United States..... No.		1		4	3
	United States..... Ton	12	12		112	42
	United States..... \$	1,150	750		43,000	16,900

EXPORTATIONS de produits canadiens, etc.—*Suite.*

Articles et pays de destination.		Mois, 1929			Six mois terminés avec septembre		
		Juillet	Août	Septembre	1928	1929	
Ships sent to other countries—Consolidated. (Vaisseau envoyés à d'autres pays—Ga.)	Newfoundland... No.	1	1		2	3	
	Ton	18	135		231	248	
	\$	600	8,000		12,400	14,350	
St. Pierre & Miq.	No.						
	Ton						
	\$						
Total Ships and Vessels—(Total vaisseaux et navires.)	Total exports... \$	9,177	54,318	188,476	102,617	394,959	
	United Kingdom... \$		255	45	818	427	
	United States... \$	5,670	16,245	2,527	72,191	62,609	
VEHICLES, N.O.P.—VÉHICULES, N.A.É.							
Aeroplanes and parts—(Aéroplanes et leurs parties.)	Total exports... \$	3,080	1,507	47,330	2,560	251,787	
	United Kingdom... \$					200	
	United States... \$	3,080	1,270	47,330	2,560	113,987	
Buggies, carriages and pleasure carts, and parts—(Bogheis et autres voitures de promenade, et leurs parties.)	Total exports... No.			1	9	1	
	\$	11	82	88	1,647	181	
	United Kingdom... No						
Carts, drays and wagons, and parts—(Carricoles et voitures de ferme et leurs parties.)	Total exports... No.	3	3	4	2	12	
	\$	1,628	1,426	1,789	29,954	18,634	
	United Kingdom... No						
United States... \$	\$	1,185	172	1,421	18,789	11,651	
	Br. South Africa... No						
	\$		442		6,492	3,522	
Jamaica... No	\$				2,410	117	
	Total exports... \$	4,719	3,009	49,207	34,161	270,602	
	United Kingdom... \$					200	
United States... \$	4,265	1,442	48,751	22,064	125,638		
WORKS OF ART—ŒUVRES D'ART.							
Paintings—(Peintures.)	Total exports... \$	6,221	1,932	6,542	59,612	49,729	
	United Kingdom... \$	1,073	250	600	24,054	15,848	
	United States... \$	5,038	1,682	5,642	29,897	24,162	
OTHER MISCELLANEOUS COMMODITIES, N.O.P. DIVERSES AUTRES MARCHANDISES, N.A.É.							
Cartridges, gun, rifle and pistol.—(Cartouches de fusils, de carabines et de pistolets.)	Total exports... \$	1,085	2,874	1,334	13,175	19,875	
	United Kingdom... \$	159		159	202	318	
	United States... \$				320	21	
Contractors' outfits.—(Matériel à l'usage des entrepreneurs.)	Total exports... \$	65,280	45,275	32,461	199,564	241,911	
	United Kingdom... \$			5,102		5,102	
	United States... \$	64,603	44,754	26,159	178,882	229,772	
Newfoundland... \$	\$	77	521	600	4,468	5,837	
	Electrical energy—(Énergie électrique.)	Total exports K.W.H. \$	119,413,413	128,609,313	133,039,510	674,409,720	730,507,483
	U. Kingdom... K.W.H. \$	332,043	313,593	359,136	1,808,293	2,016,756	
United States... K.W.H. \$	\$	119,413,113	128,601,461	133,037,080	673,388,186	730,487,694	
	\$	332,043	353,044	359,264	1,807,652	2,015,371	
	Alaska... K.W.H. \$		7,849	2,430	21,534	19,789	
Ice—(Glace.)	\$		549	172	641	1,385	
	Total exports... \$	19,467	22,862	16,081	117,904	98,127	
	United Kingdom... \$						
United States... \$	19,467	22,862	16,081	117,715	98,127		
Leak, except metallic and rubber.—(Vesselles, machines, débats, excepté métaux et caoutchouc.)	Total exports... Cwt.	2,219	1,669	3,443	16,274	13,176	
	\$	9,997	9,902	12,834	40,357	60,312	
	United Kingdom... Cwt.						
United States... Cwt.	2,219	1,669	3,419	16,274	13,138		
\$	9,997	9,902	12,585	40,357	60,034		

EXPORTS of Canadian Produce from Canada, etc.—*Concluded.*

Articles and Countries to which Exported.	Months, 1929			Six Months ending September		
	July	August	September	1928	1929	
OTHER MISCELLANEOUS COMMODITIES, N.O.P.— Concluded. DIVERSES AUTRES MARCHANDISES, N.A.É.—fin.						
Settlers' effects.—(Effets de colons.)	Total exports ... \$	623,282	682,470	923,779	3,151,834	3,598,531
	United Kingdom... \$	41,104	20,384	28,380	215,932	196,859
	United States... \$	563,094	633,509	862,695	2,776,130	3,247,990
	Newfoundland... \$	4,623	2,434	2,937	21,868	31,849
	Belgium... \$	90	700	2,370	1,577	7,810
	France... \$	4,285	970	2,040	41,564	11,070
	Mexico... \$			250	8,111	2,690
Show cases.—(Vitrines.)	Total exports ... \$	568		944	1,917	11,077
	United Kingdom... \$	212				212
	United States... \$				694	200
Other miscellaneous articles.—(Divers autres articles.)	Total exports ... \$	31,627	32,432	28,402	172,084	176,255
	United Kingdom... \$	1,106	3,548	7,904	7,025	17,323
	United States... \$	24,138	24,123	15,043	124,204	129,309
Recapitulation—Miscellaneous Commodities.—(Récapitulation—Marchandises diverses.)	Total exports ... \$	1,786,152	1,792,901	2,026,891	9,325,209	10,807,060
	United Kingdom... \$	251,325	151,268	99,049	1,828,971	1,803,959
	United States... \$	1,277,073	1,365,272	1,527,337	6,940,177	7,143,965
Total Exports (Canadian Merchandise).—(Total des exportations de marchandises canadiennes.)	Total exports ... \$	102,219,440	96,264,517	87,751,034	632,092,913	571,611,596
	United Kingdom... \$	23,024,869	21,846,071	22,884,455	203,115,100	139,305,140
	United States... \$	44,680,082	48,463,041	44,055,604	240,777,339	202,152,205
COIN AND BULLION. MONNAIES ET LINGOTS.						
Gold coin.—(Monnaie d'or.)	Total exports ... \$					
	United Kingdom... \$					
	United States... \$					
Silver coin.—(Monnaie d'argent.)	Total exports ... \$	10				83
	United Kingdom... \$					
	United States... \$	10				83
Copper coin.—(Monnaie de cuivre.)	Total exports ... \$					
	United Kingdom... \$					
	United States... \$					
Gold bullion, n.o.p.—(Lingots d'or, n.a.é.)	Total exports ... \$				17,045,927	409,577
	United Kingdom... \$					
	United States... \$				17,045,927	409,577
Recapitulation—Coin and Bullion.—(Récapitulation—Monnaies et lingots.)	Total exports ... \$	10			17,045,927	409,660
	United Kingdom... \$					
	United States... \$	10			17,045,927	409,660

EXPORTS OF FOREIGN PRODUCE,
BY ARTICLES AND PRINCIPAL COUNTRIES,
FOR THE MONTHS OF JULY, AUGUST AND
SEPTEMBER, 1929.

AND

SIX MONTHS ENDING SEPTEMBER,
1928 AND 1929

EXPORTATIONS DE PRODUITS ÉTRANGERS,
PAR ARTICLES ET PAYS DE DESTINATION,
JUILLET, AOÛT ET SEPTEMBRE 1929,

ET

LES SIX MOIS TERMINÉS AVEC SEPTEMBRE,
1928 ET 1929.

EXPORTS of Foreign Produce from Canada, by Articles and Principal Countries.

Articles and Countries to which Exported.	Months, 1929			Six Months ending September		
	July	August	September	1928	1929	
AGRICULTURAL AND VEGETABLE PRODUCTS.						
(Except Chemicals, Fibres and Wood)						
PRODUITS AGRICOLES ET SUBSTANCES VÉGÉTALES.						
(Excepté produits chimiques, textiles et bois)						
<i>A. MAINLY FOOD—A. ALIMENTAIRES.</i>						
Fruits, fresh.—(Fruits frais.)	Total exports.... \$	137,223	114,567	151,626	291,414	585,735
	United Kingdom. \$		1,426	4,305	5,850	12,020
	United States.... \$	127,140	101,953	138,552	260,666	531,970
	Newfoundland.... \$	7,623	9,302	6,392	19,867	33,126
Molasses and syrups of all kinds, n.o.p.— (Mélasse et sirops de toutes sortes, n.a.6.)	Total exports... Gal.	3,828	3,718	6,397	35,977	42,273
	United Kingdom. Gal.	1,873	1,877	3,495	18,337	20,756
	United States... Gal.	631	400	2,839	1,388	8,273
	Newfoundland... Gal.	296	191	1,457	808	3,065
	\$	3,197	3,292	3,466	34,540	31,012
	\$	1,577	1,672	1,981	17,501	15,767
Tea.—(Thé.)	Total exports.... Lb.	57,960	62,619	57,693	396,016	348,671
	United Kingdom. Lb.	29,714	32,316	27,892	151,854	181,138
	United States.... Lb.	37,493	30,113	18,458	125,362	155,515
	British Guiana... Lb.	19,899	16,343	10,841	65,410	87,351
	Erithish Guiana... Lb.	4,200	3,490	3,840	10,152	26,146
	Barbados..... Lb.	2,100	1,752	1,885	5,491	13,401
	Trinidad & Tob. Lb.	3,630	4,740	2,160	11,755	10,380
	Newfoundland... Lb.	1,089	2,461	1,199	6,750	10,160
	St. Pierre & Miq. Lb.	300	2,310	395	5,670	8,264
	\$	153	1,191	166	3,055	4,224
	\$	3,025	15,123	24,887	112,917	88,685
	\$	817	6,949	9,847	48,445	40,437
	\$	2,138	1,057	1,814	7,678	6,559
	\$	916	497	690	3,570	2,799
Other vegetable food products.—(Autres substances végétales alimentaires.)	Total exports.... \$	49,337	59,596	38,239	585,191	251,035
	United Kingdom. \$	616	1,925	7	290,432	5,001
	United States.... \$	33,611	51,695	30,197	281,846	216,139
<i>B. OTHER THAN FOOD—B. NON ALIMENTAIRES.</i>						
Whiskey.—(Whisky.)	Total exports... Gal.	10,962	20,766	9,604	81,849	76,890
	United Kingdom. Gal.	253,466	462,136	226,069	1,807,071	1,745,654
	United States... Gal.	4	1		6	6
	\$	72	10		102	102
	\$	10,898	12,707	9,604	81,849	68,826
	\$	253,394	300,341	226,069	1,807,071	1,583,707
Beverages, alcoholic, other.—(Autres boissons alcooliques.)	Total exports.... \$	149,248	239,210	172,008	1,543,888	1,198,463
	United Kingdom. \$	22	12	190	12	232
	United States.... \$	149,186	239,193	171,797	1,545,791	1,198,097
Rubber and manufactures of.—(Caoutchouc et ses produits.)	Total exports.... \$	3,576	42,840	4,045	35,551	97,866
	United Kingdom. \$		1,445	567	1,296	3,751
	United States.... \$	3,463	41,358	3,180	34,078	93,536
Seeds.—(Graines.)	Total exports.... \$	130	9,561	243	43,350	11,980
	United Kingdom. \$			24	582	114
	United States.... \$	124	9,561	214	42,315	11,355
Tobacco, unmanufactured.—(Tabac, non préparé.)	Total exports.... Lb.				8,657	
	United Kingdom. Lb.				6,299	
	United States.... Lb.				3,901	
	\$				3,368	
Other vegetable products, not food.— (Toutes autres substances végétales, non alimentaires.)	Total exports.... \$	244	1,537	739	13,016	12,936
	United Kingdom. \$		66		193	66
	United States.... \$	244	265	565	9,743	10,578
Recapitulation—Agricultural and Vegetable Products (Except Chemicals, Fibres and Wood).—(Récapitulation—Produits agricoles et substances végétales (à l'exception des produits chimiques, des fibres et du bois).)	Total exports.... \$	615,805	954,550	624,366	4,497,967	4,105,443
	United Kingdom. \$	713	4,884	5,093	268,583	21,696
	United States.... \$	587,357	751,900	582,872	4,051,096	3,736,464

EXPORTATIONS de produits étrangers du Canada par articles et pays de destination.

Articles et pays de destination.	Mois, 1929			Six mois terminés avec septembre	
	Juillet	Août	Septembre	1928	1929
ANIMALS AND ANIMAL PRODUCTS. (Except Chemicals and Fibres)					
ANIMAUX ET LEURS PRODUITS. (Excepté produits chimiques et textiles)					
Animals for exhibition purposes.—(Animaux pour fins d'exposition.)	Total exports.... \$	7,450	55	15,565	7,555
	United Kingdom. \$				
	United States.... \$	7,450	55	15,565	7,555
Fur skins, undressed.—(Pelleteries brutes.)	Total exports.... \$	49,094	36,340	10,692	256,724
	United Kingdom. \$				4,141
	United States.... \$	48,544	36,340	10,692	249,260
Leather and manufactures of.—(Cuir et articles en cuir.)	Total exports.... \$	13,204	17,860	22,091	81,001
	United Kingdom. \$	1,032	419	634	12,196
	United States.... \$	12,172	14,027	20,381	67,587
sausage casings.—(Boyaux à saucisse.)	Total exports.... \$	39,857	14,679	10,300	431,814
	United Kingdom. \$	2,562	14,679	10,300	114,029
	United States.... \$	37,295			253,076
Other animals and animal products.—(Autres animaux et autres produits animaux.)	Total exports.... \$	16,593	12,656	4,290	127,091
	United Kingdom. \$		36		1,592
	United States.... \$	13,967	11,179	2,754	114,517
Recapitulation—Animals and Animal Products.—(Récapitulation—Animaux et leurs produits (à l'exception des produits chimiques et des textiles).)	Total exports.... \$	118,748	88,985	47,418	912,105
	United Kingdom. \$	3,594	15,134	10,974	131,958
	United States.... \$	111,878	69,896	33,882	700,014
FIBRES, TEXTILES AND TEXTILE PRODUCTS. FIBRES, TEXTILES ET TISSUS.					
Cotton and manufactures of.—(Coton et articles en coton.)	Total exports.... \$	19,907	5,332	2,068	47,207
	United Kingdom. \$	3,220	661	74	5,237
	United States.... \$	16,576	4,438	1,893	38,429
Flax, hemp and jute, and manufactures of.—(Lin, chanvre et jute et articles en.)	Total exports.... \$	856	3,892	2,536	4,344
	United Kingdom. \$		3,559	17	1,727
	United States.... \$	844	307	2,448	1,064
Silk and manufactures of.—(Soie et articles en soie.)	Total exports.... \$	18,399	12,187	11,897	160,702
	United Kingdom. \$	797		129	2,451
	United States.... \$	3,733	3,444	3,939	30,181
	Bermuda. \$	489	543	300	6,333
	British Guiana.... \$	499	63	37	9,432
	Barbados.... \$	268	86	190	3,760
	Jamaica.... \$	1,255	676	1,239	18,799
	Venezuela & Tobago.... \$	1,361	61	1,322	13,007
	Other Br. W. I.... \$	1,107	1,271	1,274	10,748
	Newfoundland.... \$	4,078	3,282	1,643	27,112
	France.... \$	611	2,564	250	7,044
Wool, raw.—(Laine brute.)	Total exports.... Lb.	10,611	17,638	458	16,944
	United Kingdom. Lb.	2,935	4,091	394	3,959
	United States.... Lb.	10,611	17,638	458	10,000
	United States.... \$	2,935	4,091	394	1,548
Wool fabrics.—(Tissus de laine.)	Total exports.... Yd.	4,965	10,097	7,757	42,129
	United Kingdom. Yd.	9,326	15,045	11,524	69,712
	United States.... Yd.	2,411	7,804	5,932	28,257
	United States.... \$	3,467	11,074	8,270	40,853
	United States.... \$		60		593
	United States.... \$		498		1,007
Wool manufactures of other.—(Autres manufactures de laine, n.a.b.)	Total exports.... \$	8,367	11,272	4,898	49,965
	United Kingdom. \$	2,994	6,984	1,022	31,416
	United States.... \$	3,210	3,762	3,558	16,852
Other fibre and textile products.—(Autres tissus et étoffes, n.a.b.)	Total exports.... \$	110,315	72,464	42,329	637,801
	United Kingdom. \$	8,936	9,616	2,029	68,081
	United States.... \$	91,326	56,995	33,315	577,525
Recapitulation—Fibres, Textiles and Textile Products.—(Récapitulation—Fibres, textiles et tissus.)	Total exports.... \$	170,105	124,283	75,646	991,720
	United Kingdom. \$	19,411	31,894	11,545	152,243
	United States.... \$	118,864	78,333	43,567	567,429

EXPORTS of Foreign Produce from Canada, etc.—Continued.

Articles and Countries to which Exported.		Months, 1929			Six Months ending September	
		July	August	September	1928	1929
WOOD, WOOD PRODUCTS AND PAPER.						
BOIS, PRODUITS DU BOIS ET PAPIER.						
Wood, unmanufactured.—(Bois, non ouvré.)	Total exports..... \$	1,524	2,156	794	12,693	11,747
	United Kingdom..... \$				130	
	United States..... \$	1,524	2,156	794	11,011	11,244
Wood, manufactures of.—(Articles en bois.)	Total exports..... \$	11,148	4,754	3,032	36,703	34,513
	United Kingdom..... \$	732	123	25	3,047	1,434
	United States..... \$	8,148	4,577	3,007	27,336	30,646
Paper and manufactures of, n.o.p.—(Papier et articles en papier, n.a.é.)	Total exports..... \$	8,847	7,611	886	15,565	27,318
	United Kingdom..... \$	428			534	1,112
	United States..... \$	8,418	5,141	886	14,527	23,736
Books; photographs; and newspapers and other printed and lithographed matter. (Livres; photographies; et journaux et autres travaux imprimés ou lithographiés.)	Total exports..... \$	22,528	18,353	14,871	82,516	114,349
	United Kingdom..... \$	834	651	190	7,836	6,811
	United States..... \$	17,345	15,945	14,077	66,687	97,660
Recapitulation—Wood, Wood Products and Paper.—(Récapitulation—Bois, produits du bois et papier.)	Total exports..... \$	44,017	32,874	19,583	141,567	187,927
	United Kingdom..... \$	1,995	774	215	11,547	9,357
	United States..... \$	35,435	27,819	18,764	119,560	163,286
IRON AND ITS PRODUCTS.						
FER ET SES PRODUITS.						
Castings, n.o.p., and forgings of iron and steel.—(Fontes, n.a.é., et pièces forgées de fer ou d'acier.)	Total exports... Cwt	48	329	921	602	1,527
	United Kingdom..... Cwt.	278	3,029	4,084	5,150	8,477
	United States... Cwt.	48	329	921	602	1,527
	\$	278	3,029	4,084	5,150	8,477
Bars and rods of iron and steel.—(Barres et baguettes de fer ou d'acier.)	Total exports... Ton	26	1	169	109	338
	United Kingdom..... Ton	1,110	139	5,281	8,094	15,779
	United States... Ton	26	1	169	109	338
	\$	1,110	18	5,281	7,926	11,392
Plates and sheets of iron and steel.—(Plaque et tôles de fer ou d'acier.)	Total exports... Ton	9	45	12	90	112
	United Kingdom..... Ton	666	2,343	972	8,078	7,020
	United States... Ton			1		1
	\$			105		105
	\$		44	2	68	31
	\$		2,239	231	6,232	5,391
Rails of iron and steel.—(Rails de fer ou d'acier.)	Total exports... Ton	656			4,206	6,106
	United Kingdom..... Ton	14,563			91,152	159,694
	United States... Ton	656			4,206	6,106
	\$	14,563			91,152	159,694
Pipe and tubing of iron and steel.—(Tuyaux et tubes de fer ou d'acier.)	Total exports..... \$	254	669	182	2,991	3,529
	United Kingdom..... \$			50		50
	United States..... \$	254	386	132	2,991	3,246
Wire of iron and steel.—(Fil de fer ou d'acier.)	Total exports..... \$	104		3,255	841	274,431
	United States..... \$	104		3,255	841	274,431
Internal combustion engines and parts.—(Moteurs à explosions et leurs pièces de rechange.)	Total exports..... No.	19	32	14	69	106
	United Kingdom..... No.	11,146	7,349	3,108	34,227	62,649
	United States..... No.	1	1	4	15	4
	\$	2,525	812		11,442	4,137
	No.	18	30	11	52	93
	\$	8,621	4,037	2,403	20,609	52,000
Steam engines and locomotives and parts.—(Machines à vapeur et locomotives et pièces de rechange.)	Total exports..... No.	1			2	2
	United Kingdom..... No.	344		1,600	2,758	11,797
	United States... No.				1	
	\$				800	
	\$	244		1,600	1,958	11,697
Farm implements and parts.—(Outillage aratoire.)	Total exports..... \$	4,016	10,186	20,679	31,703	55,493
	United Kingdom..... \$					196
	United States..... \$	2,835	9,975	20,179	31,168	58,450

EXPORTATIONS de produits étrangers du Canada, etc.—*Suite.*

Articles et pays de destination.	Mois, 1929			Six mois terminés avec septembre		
	Juillet	Août	Septembre	1928	1929	
Guns, rifles and other firearms of all kinds.—(Fusils, carabines et autres armes à feu, de toutes sortes.)	Total exports..... \$	659	1,278	1,564	6,889	4,798
	United Kingdom. \$	120	230	210	2,165	480
	United States..... \$	659	1,158	1,504	4,473	4,318
Hardware and cutlery of all kinds.—(Quincaillerie et coutellerie de toutes sortes.)	Total exports..... \$	3,532	685	2,139	10,812	14,573
	United Kingdom. \$	2,530	826	826	175	5,115
	United States..... \$	772	525	1,283	9,673	6,348
Machinery and parts, n.o.p.—(Machinerie et pièces de rechange, n.a.é.)	Total exports..... \$	150,163	162,592	91,981	563,327	745,542
	United Kingdom. \$	7,851	19,412	11,579	19,718	54,087
	United States..... \$	140,267	141,900	78,961	470,424	681,250
Tools, hand or machine, n.o.p.—(Outils à main et outils-machines, n.a.é.)	Total exports..... \$	10,156	2,187	5,594	19,993	29,977
	United Kingdom. \$	3,000	234	393	14	4,005
	United States..... \$	7,156	1,953	5,201	17,202	24,892
Automobiles, freight.—(Camions automobiles.)	Total exports..... No.	3	16	15	1	26
	United Kingdom. No.	1,645	16,188	27,639	1	26,294
	United States..... No.	3	16	14	1,000	26
	\$	1,645	16,188	21,639	21,639	26,294
Automobiles, passenger.—(Automobiles de ville et de tourisme.)	Total exports..... No.	56	89	97	217	337
	United Kingdom. No.	32,876	49,354	75,752	205,717	244,907
	United States..... No.	56	79	96	1,700	1,391
	\$	32,876	47,554	71,552	202,152	227,015
Automobiles, parts of.—(Pièces de rechange d'automobiles.)	Total exports..... \$	108,501	100,955	120,839	499,643	693,934
	United Kingdom. \$	5,412	412	253	1,215	13,046
	United States..... \$	102,880	99,563	120,506	497,329	679,507
Railway cars and coaches, and parts.—(Wagons de chemin de fer et pièces détachées.)	Total exports..... No.	337	337	337	2,277	337
	United Kingdom. No.	337	337	337	2,277	337
	United States..... No.	337	337	337	2,277	337
	\$	337	337	337	2,277	337
Vehicles, other, n.o.p.—(Autres véhicules, n.a.é.)	Total exports..... \$	9,613	1,708	9,188	19,054	38,168
	United Kingdom. \$	25	222	222	20	278
	United States..... \$	9,425	1,673	5,511	18,944	34,186
All other iron and steel and manufactures of.—(Tous autres articles en fer et en acier, n.a.é.)	Total exports..... \$	25,190	19,916	22,324	145,174	161,750
	United Kingdom. \$	193	151	606	3,276	5,146
	United States..... \$	24,171	19,228	20,793	135,610	141,827
Recapitulation—Iron and its Products.—(Récapitulation—Fer et ses produits.)	Total exports..... \$	374,807	361,827	394,721	1,620,619	2,558,299
	United Kingdom. \$	21,536	21,141	14,034	41,511	101,819
	United States..... \$	347,884	333,575	358,724	1,547,745	2,406,651
NON-FERROUS METALS AND THEIR PRODUCTS.						
MÉTAUX NON FERREUX ET LEURS PRODUITS.						
Aluminium and manufactures of.—(Aluminium et articles en aluminium.)	Total exports..... \$	521	292	3,140	8,091	5,439
	United Kingdom. \$	104	113	113	113	413
	United States..... \$	417	292	2,890	8,091	4,775
Brass and manufactures of.—(Laiton et articles en laiton.)	Total exports..... \$	5,339	5,184	4,997	23,497	30,211
	United Kingdom. \$	4,854	412	228	630	982
	United States..... \$	4,854	4,741	4,709	22,179	37,546
Copper and manufactures of.—(Cuivre et articles en cuivre.)	Total exports..... \$	11,015	1,394	1,296	4,519	26,662
	United Kingdom. \$	10,186	181	113	113	10,570
	United States..... \$	829	1,075	1,296	4,180	15,955
Batteries; telegraph, telephone and radiotelegraph apparatus.—(Accumulateurs; appareils télégraphiques, téléphoniques et radiophoniques.)	Total exports..... \$	7,237	5,568	27,646	48,411	78,317
	United Kingdom. \$	812	85	85	2,263	1,851
	United States..... \$	6,342	5,483	20,461	46,134	67,923
Dynamos, generators and motors.—(Dynamos, générateurs et moteurs.)	Total exports..... \$	9,420	28,185	9,313	27,807	83,210
	United Kingdom. \$	390	200	286	286	1,385
	United States..... \$	8,805	25,985	9,313	27,487	83,600
Spark plugs, magnetos and other ignition apparatus.—(Bougies, magnétos et autres appareils d'allumage.)	Total exports..... \$	100	238	627	3,526	4,392
	United Kingdom. \$	100	238	627	26	156
	United States..... \$	100	238	627	3,500	4,236
Electric apparatus, n.o.p.—(Appareils électriques, n.a.é.)	Total exports..... \$	21,454	16,961	14,946	85,695	112,346
	United Kingdom. \$	2,031	1,084	110	3,457	6,565
	United States..... \$	19,197	15,491	14,164	80,179	102,928

EXPORTS of Foreign Produce from Canada, etc.—Continued.

Articles and Countries to which Exported.	Months, 1929			Six Months ending September		
	July	August	September	1928	1929	
NON-FERROUS METALS AND THEIR PRODUCTS —Concluded.						
MÉTALUX NON FERREUX ET LEURS PRODUITS—fin.						
Electrotypes and stereotypes.—(Electro- types et stéréotypes.)	Total exports \$	1,956	1,260	534	5,851	7,614
	United Kingdom. \$				29	300
	United States..... \$	1,956	1,260	534	5,819	7,301
Plated ware, n.o.p.—(Articles et objets plaqués, n.a.é.)	Total exports \$	3,345	1,474	8,161	20,435	19,572
	United Kingdom. \$	1,552	496	3,439	7,622	9,244
	United States..... \$	1,604	919	4,081	11,618	8,412
Other non-ferrous metals, n.o.p.—(Autres métaux non ferreux, n.a.é.)	Total exports \$	98,575	8,759	7,913	78,313	113,938
	United Kingdom. \$	2,344	828	791	6,088	7,321
	United States..... \$	92,974	7,031	5,128	50,147	125,461
Recapitulation—Non-Ferrous Metals and their Products.—(Récapitulation—Mé- taux non ferreux et leurs produits.)	Total exports \$	158,892	67,315	78,573	365,745	522,701
	United Kingdom. \$	17,419	3,286	4,568	21,412	38,767
	United States..... \$	137,078	62,515	63,198	259,340	458,137
NON-METALLIC MINERALS AND THEIR PRODUCTS (Except Chemicals)						
MÉTALLOÏDES ET LEURS PRODUITS (sauf produits chimiques)						
Clay and its products.—(Argile et ses dérivés.)	Total exports \$	13,149	15,259	12,916	49,627	62,279
	United Kingdom. \$	251	199		286	1,411
	United States..... \$	12,233	14,430	12,276	48,682	58,163
Coal.—(Houille.)	Total exports Ton	479	278	514	1,787	8,251
	United Kingdom. Ton					
	United States..... Ton	479	278	514	1,787	8,251
	Total exports \$	4,679	3,071	4,761	12,221	32,468
	United Kingdom. \$					
	United States..... \$	282	243	499	1,523	8,011
	Total exports \$	2,842	2,449	4,475	8,506	29,557
	United Kingdom. \$					
	United States..... \$	2,842	2,449	4,475	8,506	29,557
Glass and glassware.—(Verre et verrerie.)	Total exports \$	757	1,591	1,022	46,823	13,370
	United Kingdom. \$		75	10	522	182
	United States..... \$	563	992	725	40,054	11,661
Petroleum and its products.—(Pétrole et ses produits.)	Total exports \$	2,744	2,771	2,697	4,378	8,936
	United Kingdom. \$					
	United States..... \$	26	983	115	906	1,848
Salt.—(Sel.)	Total exports Cwt.	1,244	1,512	31	7,312	9,733
	United Kingdom. Cwt.	545	1,886	49	4,199	4,231
	United States..... Cwt.		1,320		7,238	3,546
	Total exports \$	1,244	3,192	74	4,379	1,485
	United Kingdom. \$					
	Newfoundland... Cwt.	1,244	3,192	74	74	6,156
	Total exports \$	545	1,292	111	111	2,697
	United Kingdom. \$					
	United States..... \$	545	1,292	111	111	2,697
Other non-metallic minerals.—(Autres métalloïdes.)	Total exports \$	232,833	65,031	62,018	534,819	598,091
	United Kingdom. \$	23,306	372	3,045	120,406	58,309
	United States..... \$	203,721	61,913	41,602	335,595	499,991
Recapitulation—Non-Metallic Minerals and their Products (Except Chemicals). (Récapitulation—Métalloïdes et leurs produits (sauf produits chimiques).)	Total exports \$	251,689	89,698	83,463	652,358	719,278
	United Kingdom. \$	23,557	637	3,055	121,214	59,845
	United States..... \$	219,375	81,411	59,193	444,129	602,436
CHEMICALS AND ALLIED PRODUCTS. PRODUITS CHIMIQUES ET LEURS DÉRIVÉS.						
Medicinal and proprietary preparations.— (Remèdes brevétés et préparations médi- cinales.)	Total exports \$	1,238	1,116	979	8,699	6,417
	United Kingdom. \$	491	5	68	549	906
	United States..... \$	265	1,004	791	5,140	3,792
Paints, pigments and varnish.—(Peintures, pigments et vernis.)	Total exports \$	1,692	906	343	9,031	7,066
	United Kingdom. \$	455		235	5	3,618
	United States..... \$	1,237	906	108	6,029	3,420
Drugs, dyes and chemicals, n.o.p.—(Dro- gues, teintures et produits chimiques, n.a.é.)	Total exports \$	36,913	55,081	14,626	159,693	324,778
	United Kingdom. \$	1,232	90	2,762	5,991	7,464
	United States..... \$	22,006	45,188	7,418	133,550	285,790
Recapitulation—Chemicals and Allied Products.—(Récapitulation—Produits chimiques et leurs dérivés.)	Total exports \$	39,813	57,163	15,948	168,327	338,666
	United Kingdom. \$	2,178	95	2,065	6,548	12,000
	United States..... \$	35,467	56,973	13,821	155,234	314,666

EXPORTATIONS de produits étrangers du Canada, etc.—Suite.

Articles et pays de destination.		Mois, 1929			Six mois terminés avec septembre	
		Juillet	Août	Septembre	1928	1929
MISCELLANEOUS COMMODITIES.						
MARCHANDISES DIVERSES.						
Menageries, etc.—(Ménageries, etc.)	Total exports ... \$	423	3,808	5,965	8,958	12,426
	United Kingdom... \$				4,000	750
	United States... \$	423	3,808	5,965	4,922	11,676
Toys and other fancy goods.—(Jouets et autres objets de fantaisie.)	Total exports ... \$	758	1,640	1,781	4,661	6,212
	United Kingdom... \$	100	833		336	933
	United States... \$	386	637	1,137	3,479	3,203
Sporting goods, n.o.p.—(Articles de sport, n.o.p.)	Total exports ... \$	856	723	677	5,478	3,366
	United Kingdom... \$	600	69	490	1,181	1,429
	United States... \$	256	634	197	4,156	1,820
Packages of all kinds, n.o.p.—(Paquets de toutes sortes, n.o.p.)	Total exports ... \$	145,875	162,591	130,315	622,427	741,530
	United Kingdom... \$	5,006	4,773	8,557	52,610	38,409
	United States... \$	128,920	150,920	113,772	518,765	657,515
	Jamaica... \$	2,029	2,010	1,750	7,510	11,040
	Newfoundland... \$	2,009	2,075	1,378	11,990	8,291
Jewellery, n.o.p.—(Bijoux, n.o.p.)	Total exports ... \$	314	5,704	2,495	4,991	11,041
	United Kingdom... \$	49	2,498	1,933	1,686	4,960
	United States... \$	265	3,071	67	2,387	5,344
Musical instruments and parts.—(Instruments de musique.)	Total exports ... \$	1,022	2,855	7,126	18,908	20,131
	United Kingdom... \$	63	249	5,753	856	6,145
	United States... \$	789	2,597	1,373	17,054	13,707
Cameras.—(Appareils photographiques.)	Total exports ... \$	2,160	4,012	747	7,608	13,657
	United Kingdom... \$				49	
	United States... \$	2,160	4,012	747	7,559	13,557
Films for photographers' use and for moving pictures.—(Pellicules à l'usage des photographes et pour le cinéma.)	Total exports ... \$	25,482	33,432	27,444	207,123	168,406
	United Kingdom... \$				289	146
	United States... \$	21,982	28,532	18,565	187,147	144,778
Philosophical and scientific apparatus and instruments.—(Instruments et appareils scientifiques et de mathématiques.)	Total exports ... \$	14,399	11,565	32,264	78,086	114,188
	United Kingdom... \$	25	190	473	3,833	2,999
	United States... \$	14,164	11,285	31,503	73,259	108,840
Gasoline launches.—(Embarcations à gazelles.)	Total exports ... No.	1		2	4	3
	United Kingdom... No.	111		5,118	7,000	5,262
	United States... No.	1		2	4	3
	\$	144		5,118	7,000	5,262
Ships, sold to other countries.—(Vaisseaux vendus à l'étranger, n.o.p.)	Total exports ... No.	2				3
	Ton	11,470				12,361
	United Kingdom... No.					1,385,892
	Ton	1,371,892				
Aeroplanes and parts.—(Aéroplanes et leurs parties.)	Total exports ... \$	7,848	12,658	3,506	87,536	37,098
	United Kingdom... \$		25		605	1,647
	United States... \$	7,848	12,433	3,506	80,931	35,251
Paintings.—(Peintures.)	Total exports ... \$	26,247	17,259	33,374	154,815	243,531
	United Kingdom... \$	21,028	7,250	3,814	40,733	53,581
	United States... \$	5,219	10,009	29,764	113,087	189,600
Contractors' outfits.—(Matériel & fumage des autres pays.)	Total exports ... \$	35,881	56,813	51,269	205,798	174,050
	United Kingdom... \$					
	United States... \$	35,881	56,707	50,060	202,498	172,744
Other miscellaneous articles.—(Divers autres articles.)	Total exports ... \$	58,497	49,494	49,742	290,967	241,188
	United Kingdom... \$	23,993	4,186	309	60,708	82,207
	United States... \$	26,706	34,963	38,425	120,615	139,702
Recapitulation—Miscellaneous Commodities.—(Récapitulation—Marchandises diverses.)	Total exports ... \$	1,689,798	353,534	342,842	1,613,456	3,177,978
	United Kingdom... \$	50,864	20,073	21,119	166,886	193,206
	United States... \$	1,617,105	319,648	300,199	1,348,559	2,888,891
Total Exports (Foreign Merchandise).—(Total des exportations de marchandises étrangères.)	Total exports ... \$	3,166,734	2,139,079	1,672,566	10,906,864	12,974,949
	United Kingdom... \$	141,270	97,918	73,628	921,902	638,514
	United States... \$	2,198,334	1,767,097	1,470,740	9,282,524	11,494,108

EXPORTS of Foreign Produce from Canada, etc.—*Concluded.*

Articles and Countries to which Exported.	Months, 1929			Six Months ending September	
	July	August	September	1928	1929
COIN AND BULLION—MONNAIES ET LINGOTS.					
Gold coin.—(Monnaie d'or.)					
Total exports.... \$				10,717,389	2,000,355
United Kingdom. \$				1,114,467	
United States.... \$				9,602,922	2,000,355
Silver coin.—(Monnaie d'argent.)					
Total exports.... \$	248,401	275,526	292,025	1,203,171	1,221,109
United Kingdom. \$					
United States.... \$	248,883	259,251	289,511	1,176,967	1,183,852
Copper coin.—(Monnaie de cuivre.)					
Total exports.... \$	1,930	492	1,800	4,910	5,189
United Kingdom. \$		92	700	700	874
United States.... \$	1,930	400	450	4,210	3,665
Gold bullion.—(Lingots d'or.)					
Total exports.... \$					
United Kingdom. \$					
United States.... \$					
Recapitulation.—Coin and Bullion.—(Récapitulation—Monnaies et lingots.)					
Total exports.... \$	252,331	276,018	293,825	11,925,470	3,226,653
United Kingdom. \$		92	700	1,115,167	874
United States.... \$	250,813	259,651	288,961	10,794,099	3,187,872

INDEX

(For Index in English, see page 339.)

Articles.	Importations.		Exportations.		Articles.	Importations.		Exportations.	
	Page	Page	Page	Page		Page	Page	Page	Page
A					A				
Abat-jour de lampes.....	203				Air, compresseurs à.....	137			
" en verre.....	106				" machines à.....	133			
Abattoir, débris d'.....	59	252			" purificateurs d'.....	138			
Abeilles.....	42				Airilles sauvages.....	2			
Abrasifs.....	171	289			Allâtre, ornements en.....	212			
Abricots.....	2				Albums, intérieurs d'.....	106			
" secs.....	4				Albumine de sang et d'œufs.....	57			
Absinthe.....	26				'Albuminé, papier.....	104			
Absorbants de fluide.....	156				Abrabides et leurs sels.....	180			
Acejou.....	94				Alcool amylique.....	178			
" feuilles de pliage.....	96				" de bois.....	179	292		
Accessoires de machines à coudre.....	132				" éthylrique.....	179			
" de presses à imprimer.....	137				" industriel.....	178	292		
Accouplements en fer et acier pour tuyaux.....	121	266			" méthylique.....	179			
Accumulateurs.....	156	284	305		Alcooliques, boissons.....	25	220	302	
Acétate amylique.....	197				" parfums.....	188			
" brut d'alumine.....	183				Alc. bière et porter.....	25	226		
" de calcium.....	192				Algues marines.....	39			
" de chaux.....	192	294			Aliments lactés.....	14			
" de fer, solution pour la teinture du calico.....	183				" préparés à base de céréales.....	14	223		
" de plomb.....	191				" préparés et production boulangère.....	14	223		
Acétique, acide.....	177				Alizarine.....	182			
Acétoac.....	197				Alliages.....	155			
Acides.....	177	291			" de cuivre et de zinc.....	155			
" acétique.....	177				Alligator, cuir d'.....	51			
" borique.....	177				Allonges, courbes de navires.....		250		
" citrique.....	177				Allumettes.....	100	262		
" crésylique.....	177				" bois à.....		262		
" hydro-fluo-silicique.....	177				" d'annonces.....	100			
" inorganiques.....	177				Alcès.....	26			
" muriatique.....	177				Alpaca.....	87			
" nitrique.....	177				" fil d'.....	76			
" organiques.....	177				" poil d'.....	75			
" oxalique.....	178				Alpiste, graine d'.....	37			
" phosphatique.....	196				Alumine.....	148			
" pyrologneux.....	177				" acétate d'.....	183			
" stéarique.....	178				" sulfate d'.....	190			
" sulfurique.....	177	291			Aluminium.....	148	270	305	
" tannique.....	178				" chlorure d'.....	189			
" tartarique.....	178				Alun.....	189			
" tungstique.....	159				" cristaux d'.....	190			
Acier (voir fer et acier). " chromé.....	111				Amandes confites.....	17			
" de charpente.....	118	266			" écailées.....	8			
" pour arbres de couche.....	116				" non écailées.....	7			
" pour pelles.....	116				Amaranthe, bois d'.....	94			
Aconit, racine d'.....	39				Ambre, gomme.....	27			
Adhésif, feutre.....	90				" gris.....	56			
Adragante.....	27				" ornements en.....	212			
Avions et leurs parties.....	207	299	307		Améliorations dans les arts.....	206			
Affiches.....	107				Aménagement de maison.....	201			
Agave fermenté, suc d'.....	26				Amers.....	26			
" fibre d'.....	84				Ameublement en bois.....	100			
Agneau frais, congelé ou frigorifié.....	53	246			Ameubonneurs.....	127			
" peux d'.....	51				Amiante.....	161	285		
Agrafes, acier pour.....	114				" articles en.....	161	286		
" de corsets.....	210				" déchets et miettes d'.....	161	286		
" et fermoirs de bourses.....	141				" pour isolation.....	161			
Agricoles, substances végétales et produits.....	2	216	302		Amidon et ses produits.....	39			
" substances végétales et produits (récapitulation).....	40	233	302		Ammoniaque et ses composés.....	190			
" machines.....	125	267			" aromatisé, esprit d'.....	198			
" pièces détachées.....	129	270			" écume de sel d'.....	190			
Aiguilles.....	131	271			" esprit d'.....	198			
" de voie ferrée.....	147				" nitrate d'.....	190			
" pour opérations chirurgicales.....	206				" perchlorate d'.....	181			
" pour réparer les filets de pêche.....	160				" sel d'.....	190			
					" sulfate d'.....	185	292		
					Amorces de cartouches.....	211			
					Ampèrètres.....	142			

Articles.	Importations.		Exportations.		Articles.	Importations.		Exportations.	
	Page	Page	Page	Page		Page	Page	Page	Page
A					A				
Ampoules de lampes incandescentes.....	166				Arachides, huile pour la mise en botte du poisson.....	30			
Amylique, alcool.....	178				“ écailles pour la fabrication des explosifs.....	39			
Ananas.....	3				“ écailées.....	8			
“ en botte.....	5				“ non écailées.....	8			
Anatomiques, préparations.....	205				Arack, esprit de.....	26			
Anchois.....	47				Aratoires, instruments.....	126	267	304	
Ancre de vaisseau.....	145				“ “ fer ou acier pour.....	115			
Anes.....	41				“ “ fer ou acier creux.....				
Anglais, métal.....	155				“ “ pour.....	120			
Angora.....	41				“ “ pièces détachées.....	129	270		
Angostura.....	26				Araucaria.....	32			
Anguilles fraîches.....		236			Arbres.....	31	227		
Aniline, huile.....	182				“ de couche, d'acier pour.....	116			
“ sels.....	182				“ graines de.....	37			
“ teintures d'.....	182				Arbrisseaux.....	21	227		
Animales, huiles.....	55	250			“ de pépinière pour greffage.....	32			
Animule, provenide.....	38	232			“ fruitiers.....	31			
Animaux et leurs produits.....	40	233	303		Arbustes et cops.....	31			
“ (récapitulation).....	59	252	303		Architectes, plans d'.....	107			
“ marins, peaux d'.....	48				Arçons de selles.....	99			
“ n.a.é.....	42	235			Arconette, racine d'.....	39			
“ pour l'amélioration de la race.....	41	234			Ardillons en fer, acier, laiton ou cuivre.....	160			
“ pour troupeaux laitiers, n.a.é.....	40	233	303		Ardoise.....	173			
“ prenant part aux expositions.....	40	233	303		“ à toiture.....	173			
“ sauvages, têtes ou bois d'.....	40	233			“ crayons d'.....	173			
“ vivants.....	21				“ d'écoliers.....	173			
Anis.....	21				“ manteaux de cheminées en.....	173			
“ étoilé.....	21				“ objets en.....	173			
Annatto, liquide ou solide.....	182				Argent, allemand.....	152			
Annuités.....	109				“ anodes d'.....	159			
Anodes d'argent allemand.....	152				“ articles en.....	154			
Anodes, nickel, cuivre, zinc, argent, or.....	159				“ candéles d'orfèvre.....	153	282		
Anodins.....	181				“ en lingots, barres, blocs, etc.....	153	283		
Anthracite, houille.....	164				“ feuilles d'.....	153			
Antifriktion, métal.....	155				“ médailles d'.....	153			
Antimoine.....	159				“ minéral d'.....		282		
“ composés d'.....	190				“ monnaie d'.....		300	308	
“ ou régule d'.....	159				“ monnaie étrangère en.....	153			
“ sels d'.....	190				“ objets en.....	154			
“ sels pour teindre.....	182				“ savon d'.....	189			
Antimonique, chlorure et lactate.....	190				Argentierie en argent pur ou alliages.....	154			
Antiquités, collection d'.....	205				“ ébrins à.....	202			
Antiseptiques, pansements.....	91				Argile.....	161	286	304	
Appareils à écrire pour aveugles.....	206				“ à tuyaux.....	162			
“ à forer les puits.....	135				“ articles en.....	164	286		
“ à rayons X.....	206				“ briques à bâtir.....	162			
“ d'éclairage, au gaz, pétrole, etc.....	157				“ creusets d'.....	164			
“ d'ensachement, de pesage.....	127				“ ocreuse.....	187	293		
“ de laboratoire.....	206				Aritmographes.....	136	272		
“ de radio-phoniques.....		284	305		Armes à feu.....	146	278	306	
“ de respiration artificielle.....	210				Armée, articles pour l'.....	209			
“ de sauvetage.....	210				Aronatiques, graines.....	21			
“ de télégraphie.....	157	284	305		“ poudres.....	16			
“ de téléphone.....	157	284	305		Arracheurs de pommes de terre.....	126			
“ de téléphonie sans fil.....	157				Arrêtés-écrous en fer, acier.....	131			
“ d'ignition, autres.....	157	284	305		Arroseurs automatiques.....	137			
“ électriques.....	156	284	305		Arrow-root.....	15			
“ orthopédiques.....	201				Arséniate de chaux.....	192			
“ photographiques.....	205	298	307		“ de plomb.....	191			
“ “ parties d'.....	160				“ de soude.....	194			
“ pour la concrétion ou la désagrégation du fer.....	132				“ nitre d'.....	185			
“ pour la manutention du minerai de fer.....	135				Arsenic.....	190	294		
“ protecteurs.....	156				“ composés d'.....	190			
“ scientifiques et d'éducation.....	205				“ sulfure d'.....	190			
“ scientifiques ou physico-mathématiques.....	206	298	307		Arsénieux, oxydes.....	190			
“ stérilisateurs.....	206				Arts, améliorations dans les.....	206			
Appartements, décorations en bois.....		262			“ œuvres d'.....	208	299		
Appel, tableaux d'.....	157				“ “ en bronze.....	160			
Aquarelles.....	208				Articles antiseptiques pour pansements chirurgicaux.....	91			
Arabique, gomme.....	27				“ de fantaisie.....	295			
Arachide, beurre d'.....	25				“ de fantaisie faits par les Indiens.....	296			
“ huile (comestible).....	16				“ de ménage.....	201	296		
“ “ pour la raffinerie.....	30				“ de sport et de récréation.....	199	295	307	
“ “ pour le savon (non comestible).....	30				“ destinés aux expositions.....	209			
					“ divers, autres.....	211	300	307	
					“ dorés et électro-plaqués.....	153			
					“ en faïence, en terre cuite.....	163			

Articles.	Importations.	Exportations.		Articles.	Importations.	Exportations.	
		Canadiennes.	Etrangères.			Canadiennes.	Etrangères.
B	Page	Page	Page	B	Page	Page	Page
Bibles	108			Boîte	243		
Bicarbonate de potasse.	193			Bœuf, frais, frigorifié ou congelé.	53	246	
" de soude.	194			" huile de pied de	55	250	
Bichlorure d'étain	191			" mariné en barils	53		
Bichromate de potasse.	193			" saumuré en barils.	54	247	
" de soude.	194			" suc de viande de	207	299	
Bicyclottes	143	278		Bogheis.	208	299	
" parties de	143	278		" pièces détachées de	92	256	
Bidons en fer-blanc	141			Bois, produits du bois et papier	110	264	304
Biène	25	226		" produits du bois et papier (réca-			
" de gingembre.	204			" pulpation).			
Bières et leurs parties métalliques.	100			" à bobines	96	260	
Bijouterie	203	296	307	" à bottes	93	260	
Bijoux, ferris à	202			" à lattes	96	260	
Billard, billes, queues, procédés, pour	199			" à pulpe	179	292	
" tables de	199			" alcool de	101	262	304
Billes à bardeaux de pin, de cèdre.	93	257		" articles en n. a. é.	100	262	
" à cloves.	93	257		" charbon de	262	262	
" à manches, etc.	111			" d'allumettes, fendu	182	251	
" d'acier, n. a. é.	145			" d'animaux sauvages	182		
" d'acier pour coussinets.	93			" de campêche et extrait de	183		
" de noix dur.	97			" de campêche et fustet	96	260	
" de peuplier	199			" de chauffage	29		
" pour billards, trous-madame.	108			" de liège, huile de	92		
Billets de chemins de fer	108			" de liège	94		
" de commerce, formules de	256			" de teck	95	257	
Billots de bois franc	256			" d'œuvre	93	256	
" de cèdre	256			" en grume	259	259	
" d'épinette.	256			" équarri	179	259	
" de pin	256			" " bois franc			
" de pruche	256			" esprit de	201	256	
" de sapin Douglas	256			" franc, billots en	90	262	
" et bois en grume	256			" jalousies	139	272	
Biarséniate de soude	184			" lattes de	139	272	
Binitrotoluol	203			" machines à travailler le	92	256	304
Binocles, montures de	168			" " à scier le	97	261	
Bioxyde de carbone	14	223		" non ouvré.	90	261	
" sucrés.	14	223		" ouvré.	95	261	
Bismuth	159			" pulpe	95	261	
" sels de	191			" rouge	95		
Bisulfate de soude	194			" satiné.	94		
Bisulfite de soude	194			" seure de	96		
Bisulfure de carbone	197			" sculpté et tourné.	98		
Bitumineux, charbon	164			" vis à	131		
Blagues à tabac	203			Boissons alcooliques.	25	226	302
Blanc de céruse	175			" à base de malt, de riz ou de			
" de douleur	175			" maïs	26		
" de Paris	175			" brassées	25	226	
" de satin	187			" distillées.	25	226	
" de zinc	187			Boîtes à chapeaux.	203		
" fixe	186			" en bois	100		
" poisson.	237			" en bois	211		
Blé	13	220		" de fantaisie	141		
" farine de	14	221		" en fer-blanc	105	264	
Blé d'Inde	12	219		" en papier.	155		
Bleu de buanderie	197			Boîtiers de montres.	16	224	
Bleu d'outre-mer	187			Bombons	163		
Blocs à bâtir	163			" en verre	166		
" à moyeux	93			Bonneterie, coton à	61		
" d'aluminium	148	279		Borax	194		
" d'étain	154			Bordures, papier à	104		
" d'or	214			Borique, acide	177		
" de bois	93			Bort	171		
" de bronze	149			Botaniques, spécimens	205		
" de cuivre	150	281		Bottes, bottines et souliers, caoutchouc.	34	228	
" de pavage	172			" " " cuir	51	246	
" en grès ou en pierre	163			" " " lacets de	202		
" en plomb	151			" " " lacets de			
" en zinc	154			" " " (coton)	65		
Bloc-notes	104			Bottines, souliers, pantoufles	202		
Blouses et chemisettes en coton	64			Bouchons de liège	97		
" " en soie	74			" fusibles	156		
Bluets	2	216		Boucles en fer, acier, laiton ou cuivre	160		
Bobines	100			Boudinages en coton	60		
" bois à	260			" en fibre végétale	67		
Bocards	131			" en soie	71		
Bocaux en verre	189			" " " artificielle	82		
Bocaux en bois	189			Bocaux en bois	189		
" pour piles électriques	209			" articles pour	189		

Articles.	Exportations.		Articles.	Importations.	
	Canadiennes.	Etrangères.		Canadiennes.	Etrangères.
B	Page	Page	C	Page	Page
Bougies	56	296	Câbles chaînes pour navires	123	
" d'allumage	143		" de cuivre		281
" électriques	157	284	" en fil de fer	122	
" de paraffine	171		" en fil métallique	122	
Bougran pour chapeaux	89		" de manœuvre pour la pêche	86	
Bouillottes de poêles	147		" pour navires	122	
Boulangère, production et aliments préparés	14	223	Cacao	19	
Boules de verre	166		" préparations de	19	
Boulons en fer ou acier	131	271	Cachou	184	
Bouffe de cartouches	211		Cadenoux occasionnels	210	
Bourses	203		Cadres à gravures	203	
" agrafes de	141		Café	20	225
Boussoles	160		" condensé	20	
Bouteilles à lait	165		" extrait de	20	
" en verre	166		" torréfié	20	
Boutons	202	296	" torréfié ou moulu et ses imitations	20	
" de chaussures	202		" vert	20	
" en écaille	43		" vert, n.a.é	20	
" de faux-cols et de manchettes	202		Caféine	180	
" en ivoire végétal	202		Cages d'oiseaux, de rats et d'écureuils	160	
" de toutes sortes	202		Caigeots	100	
" insignes	202		Caïlles	42	
" parties métalliques pour	146		Cairo et fils de caire	84	
" pression	160		Cluses enregistreuse	136	
" pour corsets	141		Calcium, chlorure de	192	
Boyaux à saucisse	58	252	" composés de	192	
" cordes de	57	303	Caleçons en coton	65	252
" doublés de caoutchouc	34		" en laine	80	254
" en caoutchouc	34	228	" en soie	74	
Bracelets en verroterie	201		Calendriers d'annonces	107	
Brandebourg	90		Cambries	62	
" n.a.é	202		Camerns, parties de	160	
" tissu à	63		Camions	208	299
Brandy	26		" automobiles	142	273
Brassards	203		" camionnettes	142	
Brassières		255	Camisoles, coton	65	252
Bretelles	88	255	" laine	80	254
" pour l'épine dorsale	206		" soie	74	
Briques	162		Campêche, bois de	182	
" à bâtir	162	286	" broyé	183	
" pour pavage	162		" extrait	182	
" réfractaires	162		" et fustet, extraits de	183	
Briquettes, machine à fabriquer les	137		Camphre	197	
Bristol	101		Candi, sucre	17	
Brocards, poudre de	186		Canevas	61	
Brochures de publicité, etc.	107		" à rideaux	62	
Broder, soie à	72		" à voiles	08	
Bouteries de coton	64		" de chanvre, lin	68	
" de lin, etc.	69		" pour la fabrication des boyaux	66	
" n.a.é	87		Canifs	130	
Brome	191		Cannas	32	
Bromures	191		Canneberges	2	
Bronze	149		Canne à sucre	18	
" œuvres d'art en	160		" sirop de	18	
" poudre de	186		Cannes et badines	99	
" rognures de, vieux	149	280	" articles pour	147	
Bronze, phosphoré	155		" à pêche	199	
Broquettes	130	271	" coupées	99	
" en laiton, cuivre jaune	160		" pour infirmes	100	
Brosses à dents	200		Canons	146	
" de toilette	200		" de fusils non dégrossis	146	
" de tous genres	200	296	Canots	207	298
" n.a.é	200		" de sauvetage	210	
Brosses	208		Caoutchouc et articles en	33	227
" de grain	127		" articles en, pour piles électri-		
" de minéral	134		" triques	209	
Brugnoniers	31		Caoutchoucs (plants de)	32	
Brûleurs	157		Capoc	84	
" à gaz incandescents	157		Capotes d'automobiles	143	
Bruyelles, tapis de	79		" de voitures	144	
Buis	94		Capuchons	88	
Bulbes de fleurs	32		Capsules de liiton	149	
" de tulipes	32		" en liège	98	
Bureau, machinerie de	136	272	" en papier	105	
" moulés de	100		Carabines	146	278
" en métal	145		" machinerie pour la fabrica-		
Buses de corsets	210		" tion des	138	
" acier pour	114		Caractères d'imprimerie	158	
Buvard, papier	101		" machines à fondre les	136	
			Carufes	156	

Articles.	Importations.		Exportations.		Articles.	Importations.		Exportations.	
	Page	Page	Page	Page		Page	Page	Page	Page
C					C				
Carbonate de potasse.....	192				Cèdre, d'Espagne.....	95			
Carbone bioxyde de.....	196				" feuilles de pliage.....	96			
" bisulfure de.....	197				" madrriers et planches en.....		257		
" électrodes.....	175	291			" rouge.....	94			
" et pointes de carbone.....	175				Ceintures.....	201			
" tétrachlorure de.....	197				Céleri.....	9			
Carbonique, gaz acide.....	196				Celluloïde.....	179			
Carborundum.....	171	280			" articles en.....	179			
" articles en.....	171				" n. n. é.....	212			
" neules de.....	171				Cellulose, produits de la.....	170			
Carburateurs en bronze.....	149				Cendres de bois.....		262		
" pour automobiles.....	143				" d'orfèvre.....	153	282		
Cardamome, graine de.....	21				" d'os.....	43	235		
Carnassières.....	199				" de soude.....	194			
Carpettes en chanvre, etc.....	70				Centrifuges.....	125			
" en coton.....	66				Ceps.....	31	227		
" de chanvre ou de jute.....	70				" de vigne.....	31			
" en laine.....	79				Cercles en fer ou en acier.....	113			
" en liège et linoléum.....	87				" fer ou acier à.....	113			
Carotte, graine de.....	35				Cercueils.....	100	262		
Caroube et farine de.....	38				Céréales.....	11	218		
Carrosseries d'automobiles.....	113				" alimentaires préparées.....	14	223		
" pour locomotives.....	125				Cerises.....	2			
" pour voitures.....	114				Cerisiers.....	31			
" tubes pour.....	120				Céreuse, blanc de.....	175			
Cartes à jouer.....	108				Céreuse broyée.....	186			
" de visite.....	101				" en poudre ou à l'huile.....		293		
" géographiques et hydrographi- ques.....	106				" sèche.....	186			
" marines.....	106				Chaîne de tissage en coton.....	60			
" marines.....	205				" en laine.....	76			
" ou papeterie commerciale.....	108				" en soie.....	71			
" pour les aveugles.....	109				" en crin.....	83			
" pour les compagnies d'assurance.....	106				" en verroterie.....	201			
" pour servir de modèles.....	206				Chânes sâbles.....	123			
" pour vaisseaux, avions.....	160				" de fer ou d'acier.....	123	267		
Carthame et extraits de.....	183				" en fer mailleable.....	123			
Carton.....	101	263			Chair de baleine.....		242		
" Bristol.....	101	263			Chalands.....	207			
Carton-cuir.....	101				Châles en laine.....	80			
Carton-feutre.....	104				Chaloupes.....	207	208		
" feutré.....	105				" à gazoline.....	207			
" de copeau.....	101				Chambres à air, n. n. é.....	35	230		
" de fibre.....	101				" (pour bicyclettes).....	34	229		
" de jute.....	101				Chameau, poil de.....	75			
" de paille.....	102				Champs, graines de.....	36			
" de pulpe.....	102				Champignons en boîte.....	10			
" de reliure.....	101				Chamois, peaux de.....	51			
" de résistance spécifiée.....	101				Champignons.....	27			
" épais.....	101				Champignon, blanc de.....	36			
" pour affiches.....	101				Chandelles.....	179			
" pour l'impression.....	101				Chanvre.....	67	253	303	
" réactif collé ou couché.....	101				" cordages à voiles en.....	68			
Cartons à chapeaux.....	203				" étoupe de.....	67			
" et boîtes.....	105	264			" fil de.....	67			
" et cartes de visite.....	101				" graine de.....	37			
Cartouches de fusils, pistolets, carabi- nes.....	212	299			" pour semence.....	36			
" étuis à.....	211				" papier de.....	104			
Cartouchières.....	199				" teillé et roui ou non.....	67			
Carvi, graine de.....	21				Chapeaux.....	88	255		
Caséine.....	55	249			" boîtes à.....	203			
Casques de sûreté pour mineurs.....	89				" cloches de.....	90			
Casquettes.....	88	255			" coiffes de.....	90			
" en drap.....	89				" cuirs absorbants.....	88			
" en fourrure.....	50				" de paille, herbe ou en osier.....	88			
" en paille, en herbe ou en osier.....	50				" en feutre.....	88			
Cassave, farine de.....	13				" en fourrure.....	50			
" moulue.....	38				" en tissu huilé.....	89			
" racine de.....	15				" fonds de.....	88			
Cassis.....	2				" formes de.....	88			
" fruits.....	2				Chapeliers, poils pour.....	49			
Cassissiers.....	31				Charbon.....	164	286	308	
Castor, peaux brutes de.....	62	243			" anthracite, grille, etc.....	164			
Catalogues.....	107				" bitumineux.....	164			
Caustique, potasse.....	193				" de bois.....	100	262		
" soudé.....	193				" en régie.....	164			
Cèdre, billots de.....		256			" lignite.....	164	286		
					" machines à manipuler la.....	137			
					" matières à abaisser.....	137			
					" sous-produits de.....	136	287		

Articles.	Exportations.		Articles.	Importations.	
	Canadiennes.	Etrangères.		Canadiennes.	Etrangères.
C	Page	Page	C	Page	Page
Canifon à foulon	40		Cheveux, filets à	88	
Carrots	134		" frisés	53	
Charge-foin	126		" huile à	188	
Chargeurs et entoucheurs	199		" nettoyés ou non, ni frisés, etc.	52	
" mécaniques	135		Chevilles	130	271
" sur la veine	134		Chèvres	41	
Charnières et gonds	130		" chinoises, peaux de	40	
" pour poêles	147		" et grues	137	
Charpente, acier de	118	266	" peaux de	51	
Charpie	91		" poil de	75	
Carottes à bras et diables	208		Cheveau, peaux de	51	
Charrues	127	269	Chevrotines en plomb	151	
" soes ou versoirs de	146		Chicorée	19	
Châssis à étendre les rideaux	100		" séchés ou moulus	20	
de fenêtres	100	262	" verte	19	
de locomotives	125		Chiens	41	
de voitures	144		Chiffons de coton, de jute, de chanvre et de laine	85	254
pour l'imprimerie	158		Chiffres et lettres	213	
Chaudières	123	267	Chimiques, pigments	186	293
à vapeur	123		" préparations	181	
plaques de, pour	116		" produits et leurs dérivés	177	291
Chauffage, appareils électriques de	156	284	" produits et leurs dérivés (récapitulation)	199	295
bois de	96	260	Chinchilla	41	
Châssis de coton	64		Chirurgicaux, instruments	206	
de laine	80		" pansements antisepti- ques	91	
n.a.é.	74	255	Chloralum et chlorure d'aluminium	189	
d'usage	83		Chlorate de potasse	193	
de soie artificielle	83		" de soude	195	
Chaussons	114		Chlore liquide	191	
à cheval	202		Chloroforme	197	
à pied	202		Chlorure d'aluminium	189	
à toutes sortes	202		" de calcium	192	
en caoutchouc	34	228	" de chaux	192	
en cuir	51	246	" et lactate antimonique	190	
fil de bronze, de zinc, de fer et d'acier pour	161		" de zinc	191	
lacets de	202		Chocolat	19	
lacets de (coton)	65		" bonbons au	16	
machineries des fabriques de	139		" en poudre	19	
orthopédiques	201		Choux	9	
patrons de	106		Chrome ou brique réfractaire	162	
Chaux	172	290	Chromé nickel en barres, baguettes	152	
nécessaire de	192	294	Chromos	107	
résistante de	192		Chromotypes	107	
azote	185		Chronomètres	160	
chlorure de	192		" pour automobiles	143	
hydraulique	173		Cidre	6	217
hypochlorure de	192		Cièges	56	
phosphate de	185		" nèches de	65	
sulfate de	172		Cigares	37	232
superphosphate de	185		" étuis à	203	
Chemises, laine	80		Cigarettes	37	232
Chemisier de fer, locomotives de	124		" étuis à	203	
rails	147		" papier à	104	
" traversees ou dormants	93	257	Ciment, n.a.é. et articles en	173	
" wagons	144	278	" de Portland	173	290
Chemises en coton	64		" machines à fabriquer le	137	
en laine	80		Cinabre	158	
en soie	74		Cinématographes	138	
tissus à	62		" films de	199	298
de fantaisie, tissus pour	62		Cirage à chaussures	197	
Chemisettes en coton	64		" à harnais et cuir	197	
Chêne	95		Circulaires d'annonces	107	
" écorce de	183		Cire animale	50	251
" jantes en	93		" à cacheter	28	
Chirurgiens, formules	108		" d'abeilles	56	
Chèvres, couvertures pour	91		" et articles en	213	
" de ménageries	53		" minérale	213	289
" de plus d'un an	42		" paraffine	171	
" fers pour les	146		" végétale	213	
" n.a.é.	42	234	Ciré, papier	103	
" peaux	42	245	Cisailles et sécateurs	129	
" pour l'exposition	40		Cisieux et cisailles	130	
" pour l'amélioration de la race	41		Citrique, acide	177	
Cheveux, ornements	52		Citrons	3	
			" écorce de	5	
			Citronnier, essence de	30	
			Clapnets	25	

Articles.	Importations.		Exportations.		Articles.	Importations.		Exportations.	
	Page	Page	Page	Page		Page	Page	Page	Page
C	Page	Page	Page	Page	C	Page	Page	Page	Page
Claviers d'orgues.....	205				Compteurs électriques.....	156			
Clavigraphes, rubans de.....	87				Concasseurs de pierre.....	134			
Clefs anglaises.....	142				Concentrés de cuivre.....	150			
“ d'horloges, de montres.....	155				Condensateurs en platine.....	153			
Clichés.....	213				Condensé, lait.....	55	249		
“ en cellulose.....	157				Condiments et sauces.....	115	218		
Clinquant d'étain.....	154				Cônes de coussinets, acier pour.....	105			
“ feuilles de.....	153				“ en papier.....	81			
“ et fil de laiton.....	161				Confections en laine.....	16	224		
Cloches.....	159				Confiserie.....	5	216		
Clochettes et gongs.....	159				Confitures.....	5	216		
Clôtures en fil de fer ou d'acier.....	122	266			Conserves de fruits.....	5	216		
“ fil à.....	122				“ de légumes.....	10	218		
“ piquets de.....	93	256			“ de poisson.....	47	240		
“ fil de fer ou d'acier barbelé.....	121				“ de viandes, volaille, gibier.....	54	247		
Clou de girofle.....	21				Construction, fer et acier de.....	118			
Clous en acier.....	130	271			“ papier de.....	105	264		
“ et chevilles.....	130	271			Consuls généraux, articles pour.....	209			
“ en fer de toutes sortes.....	131	271			Contrôleurs.....	157			
“ de fil de fer.....	130	270			Convertisseurs de métaux.....	133			
“ en fil métallique.....	130				Convoyeurs tribbleurs.....	134			
“ en laiton et cuivre jaune.....	160				Copal, gomme de.....	28			
Clovisées en boîte.....		240			Copeaux, carton de.....	101			
“ fraîches.....		235			Coprah à l'état naturel.....	7			
Cobalt, alliages de.....		285			Coques et péricarpes de cacao.....	19			
“ minéral de.....	158	284			Cordages à voiles.....	68			
“ oxyde de.....		294			“ cordes et ficelles.....	86	254		
“ sels de.....		294			“ de manille.....	86			
“ sous forme métallique.....		285			“ fil d'acier pour.....	132			
Cocaïne.....	180				“ métalliques.....	122			
Cochoille.....	183				Corde de boyaux et articles en.....	57			
Cochoons (voir pores).....	40	234			Cordes à linges.....	122			
Coco, huile de noix de, n.a.6.....	15				“ à linges, métalliques.....	122			
“ non comestible.....	29				“ en coton.....	60			
“ noix de.....	7				“ et ficelle.....	86	254		
“ tapis, nattes, en fibre de.....	84				Cordés.....	62			
Cocoboral, bois de.....	94				Cordiaux et liqueurs de toutes sortes, n.a.6.....	26			
Cocons de soie.....	71				Corlons en crin.....	83			
Codéine.....	180				Corlonnet de soie.....	71			
Coffrets.....	211				“ artificielle.....	82			
Coffre-forts.....	147				Cordouan, cuir de.....	51			
“ portes de.....	147				Corluroy.....	63			
Cognassiers.....	32				Coriandre, graine de.....	21			
Coiffures.....	88				Corinthe, raisins de.....	4			
“ en paille.....	88				Corines.....	32			
Coins pour l'imprimerie.....	158				Cornes et sabots.....	43	235		
Coings.....	2				Cornemuses.....	204			
Coke.....	165	287			Cornières en fer et acier.....	119			
“ machinerie pour la production du.....	138				“ pour navires.....	119			
Colis de messagerie.....	212				Cornouiller, bois de.....	94			
“ en ballage ordinaire.....	201				Cornues.....	133			
“ postaux.....	213				“ en platine.....	153			
“ postaux expédiés en port payé.....	214				Cornwall, pierre de.....	173			
Colle à caoutchouc.....	34				Corozo, noix de.....	38			
“ de pâte.....	39				Corsets, buses et agrafes de.....	210			
“ de poisson.....	58				“ de toutes sortes.....	88	255		
“ forte, animale.....	58	251			“ en coton.....	64			
“ substances à.....		251			“ en soie.....	74			
“ végétale.....	39				“ fil métallique à.....	141			
“ liquide.....	58				“ lames d'acier pour.....	210			
Collections d'antiquités.....	205				“ œillets de.....	160			
“ de monnaies, médailles ou timbres-poste.....	205				“ œillets pour agrafes de.....	141			
Colliers, chaînes en verroterie.....	201				Cosmétiques.....	188			
Collodion.....	179				Costumes et décors de théâtre.....	199			
Cologne, eau de.....	188				“ et vêtements.....	255	252	303	
Colombo, racine de.....	39				Coton et ses dérivés.....	59	252	303	
Colons, effets de.....	213	300			“ absorbant.....	91			
Colonnes.....	119				“ articles en.....	65	253	303	
Colza, semence de.....	36				“ à bonneterie.....	61			
Combinaisons chimiques pour la teinture ou le tannage.....	182				“ à crochet.....	60			
Combustion, moteurs à.....	124				“ à draps et à taies d'oreillers.....	61			
Commutateurs.....	157				“ à stores.....	86			
Compas de navigation.....	160				“ à tricoter.....	60			
Compresseurs à air.....	137				“ à tricoter n° 40 et plus fin.....	60			
Compteurs à eau, en fer, acier.....	140				“ à vêtements.....	65			
“ à eau, n.a.6.....	149				“ brut, non ouvré.....	59			
“ à gaz.....	157				“ caoutchouté.....	86			
					“ chiffons de.....	85			
					“ déchets de.....				

Articles.	Importations.		Exportations.		Articles.	Importations.		Exportations.	
	Canadiennes.	Etrangères.	Canadiennes.	Etrangères.		Canadiennes.	Etrangères.		
C	Page	Page	Page	Page	C	Page	Page	Page	Page
Coton enroulé en impégné.....	86				Cristaux acide tartarique.....	178			
" fil à coudre.....	90				" d'alun.....	190			
" fil et cordes de.....	90				" d'étain.....	191			
" fil.....	90				Croisilles pour la poterie.....	211			
" huile de.....	15				Croquis de vêtements.....	198			
" pour la fabrication d'huile de coton.....	30				Crosses de fusils.....	98			
" résidu de graine de.....	29	227			" de fusils, partiellement ouverts.....	98			
" l'huile en a été extraite.....	30				" pour le jeu de curling.....	174			
" sous vêtements en.....	65	252			Crustacés.....		237		
" tissus de.....	61				Cryolithe.....	148			
" toile à voiles.....	29				Cuillets, hameçons-mouches, etc.....	200			
" vêtements de.....	64	252			Cuir, articles en.....	51	240	303	
" vêtements en.....	57				" artificiel.....	80			
Cotonnades.....	61	252			" carton-cuir.....	101			
Coudes, acier pour.....	118				" chaussures en.....	51	246		
" en fer ou acier.....	120				" laqué.....	51			
Coudre, machines à.....	132	272			" non ouvré.....	50	245		
" soie à.....	72				" ouvré.....	51	245		
Couleurs anti-corrosives, antiseptiques broyées dans l'alcool.....	188				Cuir absorbants pour chapeaux.....	90			
" broyées, liquides.....	188				Cuivre et articles en.....	101			
" sèches.....	187				Cuivre et ses dérivés.....	150	280	305	
Coupes données en prix.....	153				" anodes de.....	159			
Coups-circuits.....	156				" articles et objets en.....	151		305	
Cousses.....	193				" fil et câbles.....	151			
Courasses pour navires.....	119	259			" métrilles de.....	153		300	308
Courroies cuir à.....	50				" monnaie de.....	187			
" en caoutchouc.....	34	227			" oxyde de.....	153			
" en coton.....	65				" oxyde noir de.....	150			
" en cuir.....	52	245			" rouge.....	151			
" pour la machinerie.....	89				" articles en.....	151			
Courtes-pointes en coton.....	66				" sous arête de.....	190			
" en toile.....	70				" sulfate de.....	191			
Cousins de brosses à cheveux.....	200				" tubes de 1 pouce ou moins.....	161			
" d'escaliers.....	90				" tubes de 2 pieds au moins.....	151		284	
Cousinets, acier pour.....	115				Culinaires, appareils électriques.....	149			
Coutures à ressort.....	130				Culots en laiton.....	21			
" composition à polir.....	199				Cumin, graine de.....	184			
" de poche.....	130				Curcuma.....	208			
" et fourchettes en acier.....	130				Cutters.....	208			
" lames ou ébauches de lames de.....	146				" pièces détachées.....	208			
Coutellerie.....	130	270	305		Cuves à lessive.....	191			
" écrous pour.....	302				" en terre cuite.....	154			
Couvertures de stéréotypes.....	90				Cuvettes à alligés.....	135			
" en laine.....	81				" pour écremeuses.....	195		293	
Couvertures en coton.....	65				Cyanamide.....	197			
" pour chevaux.....	91				Cyanogène, bromure de.....	197			
Couvreuses.....	212				Cyanure de potassium.....	196			
Couvre-pieds en coton.....	66				" de soude.....	137			
" en toile.....	70				Cyclomètres.....	145			
Crachoirs de poche en papier et papier pour.....	106				Cylindres en fer et en acier.....				
Craie.....	173				" de phonographes et de gramophones.....	205			
Crayons.....	212								
" d'ardoise.....	173				D				
Crème.....	54	248			Dactylotypes.....	136	272		
" d'encollage.....	28				" acier pour.....	117			
" de tartre en cristaux.....	192				" pièces détachées de.....	136	272		
" séparateurs de, ou écremeuses.....	125	287			" pour aveugles.....	206			
Crèmes pour la toilette.....	188				Dahlia.....	32			
Crésil.....	177				Dalle.....	172			
Crésote, huile de.....		287			Damar.....	29			
Crésylique, acide.....	177				Dames en os ou en ivoire.....	43			
Crêpe, papier.....	104				Dame-jeannes en verre.....	106			
Crêpes de deuil.....	90				Dattes.....	4			
Creusets en argile ou de sable.....	164				Débarbouillettes en coton.....	66			
" en platine.....	153				" en lin, etc.....	70			
" en plombagine.....	168				Débris d'abattoir.....	59	252		
Crillères.....		223			Décalcomanie, papier pour.....	105			
Crin animal.....	52	246			" reproductions par.....	107			
" de cheval.....	53				Déchets.....	85	299		
" et soies animales.....	52				" de caoutchouc.....	33	227		
" tresses en.....	83				" de coton.....		252		
" végétal.....	81				" de laine.....	76			
Crinolines, fil d'acier pour.....	81				" de soie artificielle (rayon).....	81			
					" et rognures de cornes.....	43			
					Décoration d'appartements.....		262		
					Décorations de costumes de théâtre.....	139			
					Défilés.....	50	240		

Articles.	Importations.		Exportations.		Articles.	Importations.		Exportations.	
	Page	Page	Page	Page		Page	Page	Page	Page
D					E				
Dentelle.....	87				Ecorce de chêne.....	183			
" de coton.....	64				" de citron ou d'orange.....	5			
" de lin.....	69				" de liège.....	92			
Dents artificielles.....	164				" de pèche, extrait de.....		292		
Dentifrices, poudre, eaux, etc.....	188				" de tannage.....		260		
Dentistes, instruments de.....	206				" médicinale.....	38	233		
" machines électriques pour.....	137				Ecrémuses.....	125	267		
Dés, dames, échecs, en os ou en ivoire.....	43				" cuvettes en acier pour.....	125			
Descentes de lit.....	80				" matériaux entrant dans la.....				
Desins.....	107				fabrication des.....	145			
" de vêtements.....	108				Ecrins de bijoux, d'argenterie, etc.....	202			
Dextrine.....	28				Ecrire, papier à.....	103	263		
Diabes.....	208				Ecrittoires.....	211			
Diagrammes lithographiés.....	206				Eécrous, rive's, vis et boulons.....	131	271		
Diamants noirs.....	171				Eéque de mer.....	176			
" non sertis.....	175				" de sel ammoniacal.....	190			
" poussière de, ou bort.....	171				Eéducation, appareils d'.....	205			
Diaprés, toile.....	70				Eeffets de colons.....	213	300		
Diaprés.....	62				" personnels.....	201	296		
Digitale, racines de.....	39				Egglefu, en boîte.....		240		
Disques de phonographes et de gramo- phones.....	205				" en saumure ou mariné.....	46			
" de verre.....	165				" frais ou congelé.....	44	236		
" ou matrices pour graver les cy- lindres.....	209				" fumé.....	45	238		
Distributeurs pour automobiles.....	142				" séché.....	45	238		
Dongola, cuir de.....	51				Egout, tuyaux d'.....	163			
Dorés, articles et objets.....	153				Elastique.....	34			
Douane, articles sortis de.....	209				" à jarretières.....	34			
Doublures de tapis.....	90				Electricques, appareils.....	156	284	305	
Douilles de cartouches.....	211				" énergie.....	212	299		
" électriques.....	157				" isolateurs n.n.é.....	176			
" fer ou nickel, pour foudets.....	211				" en porcelaine.....	164			
Douves, billes à.....		257			" poêles de cuisine.....	156	284		
" de bois.....	97				Electrodes carbonées.....	175	291		
" et fonds.....	97	261			Electroliers.....	156			
Dragues.....	207				Electro-plaques, articles.....	153			
" flottantes, machines de.....	133				Electrotypes.....	157	284	306	
Drainage, tuiles de.....	103				Eélem, gomme.....	27			
" tuyaux de.....	163				Elixirs.....	181			
Drap à pardessus.....	78				Emballages.....	201	296	307	
" avestons.....	78				" réimportés.....	200			
" casquettes en.....	89				Emballage, papier d'.....	102	263		
" coton à.....	61				Embarcations.....	207	298		
" en coton.....	66				" à gazoline.....	207	298	307	
" en toile.....	70				Emeri, articles en.....	171			
Drogues à l'état naturel.....	38				" en vrac.....	171			
" médicaments, etc.....	180	292	306		" moules d'.....	171			
Dynamite.....	184	292			" papier d'.....	172			
Dynamos.....	156	284	305		" toile d'.....	172			
E					Emerillons.....	200			
Eau de laurier.....	26				Emétique de tartre.....	190			
" de toilette.....	188				Enpignes, cuir à.....		245		
Eaux dentifrices.....	188				Encartages.....	107			
" de Cologne et de lavande.....	188				Enclumes.....	141			
" de toilette.....	188				Encollage, crème d'.....	28			
" fortes et spiritueux, n.n.é.....	25				" et couleurs sèches.....	187			
" (chimiques).....	181				" liquide.....	188			
" minérales et gazeuses.....	204	297			" sec.....	28			
Ebauches de barres plates à œillet.....	118				Encornet.....	45			
" de bèches et de pelles.....	147				Encre à écrire.....	198			
" d'éécrous et de boulons.....	131				" de cordonnier.....	197			
" de lames.....	146				" d'imprimerie.....	198			
Ebène.....	94				Energie électrique.....	212	299		
Ebenisterie de magasin.....	100				Engerbage, ficelle d'.....	84	254		
Eboueurs.....	139				Engins à air.....	134			
Ecaïlle et ses dérivés.....	43				Engrais.....	185	292		
Ecaïlles de tortue et autres.....	43				" articles pour la fabrication d'.....	209			
Echecs en os ou en ivoire.....	43				" épandeurs d'.....	128			
Echiquiers.....	199				" extrait du schiste, machines.....				
Eclairage à l'électricité, appareils d'.....	156				" pour la fabrication des.....	138			
" au gaz, appareils d'.....	157				" fabriqués.....	186			
" huile d'.....	169				" industriels.....	186	293		
" matériel d', par magnéto.....	157				" machines pour la fabrication des.....	138			
Eclisses.....	146				" naturels.....	212			
Ecorce brute.....	96				Eenseignes.....	213			
" confite.....	16				Entomologiques, spécimens.....	205			
					Entrailles ou déchets de poisson.....	48	243		
					Entrepreneurs, matériel d'.....		299	307	
					Enveloppes.....	103			
					" de pneumatiques.....	35			
					" papier à.....	103			

Articles.	Exportations.		Articles.	Exportations.	
	Importations.			Importations.	
	Canadiennes.	Etrangères.		Canadiennes.	Etrangères.
F	Page	Page	F	Page	Page
Feuillard de fer ou d'acier.....	113		Filés, ficelle.....	86	
Feuilles artificielles.....	210		Filés de laine.....	76	
“ d'aluminium.....	148		“ “ lin.....	67	
“ d'argent.....	153		“ “ lin pour la toile de Hollande.....	67	
“ de palmier.....	39		“ “ soie.....	71	
“ de placage de chêne, etc.....	96		“ “ artificielle.....	82	
“ de plomb.....	151		Fillets à cheveau.....	88	
“ “ pour le thé.....	152		“ de pêche, machines pour.....	139	
“ d'or, d'argent ou de clinquant.....	153		“ pour l'imprimerie.....	158	
“ d'or non ouvré.....	214		“ ou soies pour pêcheurs.....	86	
“ volantes ou brochées.....	107		Films.....	199	298 307
L'entre.....	77		Filtres à l'huile.....	143	
“ adhésif.....	90		Fioles en verre.....	166	
“ articles en.....		255	Flacons en verre.....	166	
“ carton feutre.....	104		Flannelles.....	77	
“ chapeaux de.....	88		“ Canton.....	61	
“ pour bœufs.....	104		Flannellette.....	62	
“ pressé.....	81		Flétns frâs.....	44	236
Feutre, drap.....	77		Fleurs artificielles.....	210	
Fèves (voir "haricots").....	11		“ coupées.....	32	227
“ de cacao.....	19		“ médicinales.....	38	233
“ du Tonkin.....	22		Fleurcts.....	145	
Fibres, textiles et tissus.....	59	252 303	Fibor, spath.....	174	
“ textiles et tissus (récapitulation).....	92	255 303	Fluorine.....	174	
Fibre d'agave.....	84		Foin.....	38	232
“ de chair.....	84		“ charge foin.....	126	
“ de coton, courte.....	59		“ fanes à.....	126	
“ de coton pour la fabrication du papier buvard, etc.....	59		“ fourches à.....	125	
“ d'herbe.....	85		“ hachoirs à.....	128	
“ de Kartavert, etc., et articles en.....	100		“ presses à.....	128	
“ de lin.....		253	“ râpeaux à.....		268
“ de munille.....	84		Fonds et douves.....	97	261
“ de Nouvelle-Zélande.....	86		Forges et forges.....	112	245 304
“ de papier.....	106	262	Fonte d'acier.....	112	265 304
“ de planches.....		262	“ blanche.....	110	
“ de Tampico.....	84		“ en fer.....	112	265 304
“ mexicaine.....	84		“ en fer malléable.....	112	
“ végétale.....	83		“ en fer non malléable.....	112	
Fibrilles de lin.....	67		“ rebuts de.....	111	
“ Tampico.....	84		“ tuyaux en.....	110	
Ficelle.....	86	254	Foret à diamant.....	134	
“ articles pour la fabrication de la.....	209		“ à houille.....	134	
“ à filets.....	86		“ à noyau.....	133	
“ à refs.....	88		“ à roc.....	134	
“ corde de boyaux, pour.....	57		Forges et fontes.....	112	265 304
“ d'engrillage.....	84	254	Formaldéhyde.....	198	
“ de papier.....	106		Formes de chapeaux, de casquettes et autres coiffures.....	88	
“ en coton.....	60		“ en bois.....	99	
“ ou fibre d'herbe.....	85		Fossiles.....	212	
Ficus, plants de.....	32		Foûets.....	214	
Figues.....	4		“ articles pour la fabrication des.....	211	
Fil à clôture.....	122		“ lamères de.....	214	
“ à coudre en écheveaux.....	61		“ manches de.....	211	
“ à coudre sur bobines.....	60		“ mières de.....	214	
“ à crochet et à tricoter.....	60		Fougères, plants de.....	32	
“ d'acier.....	121	266 304	Foufon, terre à.....	175	
“ d'acier fondu au creuset.....	122		Fours.....	133	
“ de bronze.....	161		“ rotatifs.....	134	
“ de caoutchouc.....	33		“ servant à griller le minéral.....	134	
“ de chanvre ou de jute.....	67		Fourches à trois dents.....	125	
“ de coton.....	60		Fourchettes en acier.....	130	
“ “ n° 80 ou plus fin.....	61		Fourgons.....	144	
“ de cuivre.....	151	281	Fournaises à lingots.....	133	
“ de fer.....	121	266 304	“ servant à griller le minéral.....	134	
“ câbles en.....	122		Fourrures.....	48	244
“ “ recouvert de coton.....	122		Foyer, tapis de.....	80	
“ de laine.....	76		Fragment métallique pour binocles, lunettes.....	159	
“ de laiton.....	149		Fraises.....	3	216
“ de lin.....	67		“ des champs.....	2	216
“ de platine.....	153		Fraiseuses.....	137	
“ de soie.....	71		Framboises.....	2	
“ de soie artificielle.....	82		Framboisiers.....	31	
“ de toile.....	68		Franges en coton.....	65	
“ métallique, câbles en.....	122		Frâge dorée.....	153	
“ “ pour corsets.....	141		Frâges, n.a.é.....	90	
Filaments.....	38		Frêne blanc.....	95	
Filasse de lin.....	67		“ manches en.....	98	
Filés de coton.....	60		Fromage.....	55	249

Articles.	Importations.		Exportations.		Articles.	Importations.		Exportations.	
	Page	Page	Page	Page		Page	Page	Page	Page
M					M				
Machineries à vapeur, à fondre les caractères.....	136				Maquereau frais ou congelé.....	45	236		
" à forer les puits.....	135				" mariné.....	46	239		
" à vapeur.....	124	267	304		Marbre.....	173			
" de flottaison.....	135				" articles en.....	173			
" de l'industrie textile.....	140				" non façonné.....	173	289		
" pièces détachées de.....	124	272	305		Marchandises admises en franchise.....	211			
" pour le papier.....	136				" avariées.....	212			
" pour la séparation, concentration des minerais de fer.....	133				" diverses.....	199	295	307	
Machines pour l'exploitation forestière.....	139				" diverses (récapitulation).....	214	300	307	
" " l'extraction des métaux précieux.....	133				" revenant au pays.....	209			
" " la maintenance du minerai de fer.....	135				Margeuses automatiques.....	136			
" " les manufactures de sucre de betterave.....	138				Marinades, condiments et sauces.....	11	218		
" " la concrétion ou la désagrégation du fer.....	132				" en barils.....	11			
" " la production de force motrice électrique.....	127				" en flacons.....	11			
Mais.....	21				Marine, articles pour la.....	209			
Mudriors.....	95	257			Maronnier, bois de.....	94			
Magnésie.....	176				Maroquin et imitation de.....	51			
" à couvrir les tuyaux.....	176				" peaux pour.....	51			
" (oxyde de magnésium).....	196				Martre, peaux brutes de.....		244		
Magnésite.....	174	290			Masques d'escrime.....	145			
" brique réfractaire en.....	162				Mastic.....	187	293		
Magnésium, oxyde de.....	196				" (gomme).....	28			
" sulfato de.....	197	295			Mâts et mâtereaux.....		256		
Magnétos.....	157	284	305		" en fer, acier.....	119			
" matériel d'éclairage par.....	157				Matelas.....	203	296		
Maillehort, articles en.....	152				Matériel à l'usage des entrepreneurs.....	157	299	307	
" en barres, baguettes, etc.....	152				" d'éclairage par magnétos.....		298		
" en lingots, saumons.....	152				" scientifique et scolaire.....		286		
Mais.....	12	219			Matériaux à toiture, en aniante.....	157	284		
" moulin de.....	39				" d'imprimerie.....		207		
" concassé, évaporé ou séché.....	13				" pour la construction des navires.....		210		
" cruvé.....	17				" pour la construction des ponts, tunnels.....		210		
" en boîte.....	10				Mathématiques, instruments de.....	206	298	307	
" farine de.....	13	221			Matière épulcée, obtenue par l'effilochage.....	85			
" seule de.....		223			Matrices.....	139			
" shrap de.....	17				" papier à.....	105			
Mâchecours de béton.....	137				" pour graver.....	209			
Mallettes et valises.....	203	297			" pour stéréotypes, électrotypes, etc.....		157		
Malt.....	15	223			" pour stéréotypes, etc., n.a.f.....	212			
" extrait de.....	25				Mâts de navires.....		119		
" farine de.....	13				" et mâtereaux.....		256		
Manches de faux.....	99				Mazout.....	169			
" de foudets.....	211				Mazout ou huile lourde.....	165			
" d'outils en frêne.....	98				Mèches de cierges.....	65			
" d'outils en noyer dur.....	98				" de foudets.....	214			
" de parapluies et d'ombrelles.....	147				" de lampes.....	63			
" de pelles D.....	98				" et tarières.....	141			
" en bois.....	98	262			" non métalliques.....	184			
Manchettes en celluloid ou xylonite.....	88				Médailles, collections de.....	205			
" en coton.....	64				" d'or, d'argent, de cuivre.....	153			
" en toile.....	69				Médicaments brevetés.....	181	292	306	
Manifrons à gaz.....	157				Médicinales, préparations.....	181	292	306	
" nitrate de thorium, et nitrate de cérium pour.....	210				" racines.....	39	233		
" en fourrure.....	50				Méclasse.....	17	224	302	
" pour becs de gaz.....	66				" de grain.....	25			
Manifrons de ferme.....	128				Melons.....	3			
Manganèse, minerai de.....		284			Membres artificiels.....	201			
" oxyde de.....	158				" artificiels, articles servant à la fabrication des.....	201			
Maniques.....	2				Ménage, articles de.....	201	296		
Manicures, nécessaires de.....	203				" articles de, appartenant à des sujets britanniques décédés.....	201			
Manille, fibre de.....	84				" à l'étranger.....	201			
Manioc, farine de.....	38				" machines de.....	132	272		
Manteaux de cheminées en ardoise.....	173				" moulées de.....	100			
" en fourrure.....	50				Ménageries.....	199	295	307	
Manuscrits.....	106				Menthe, huile de.....	30			
					Mercreur ou vit-argent.....	159			
					" sels de.....	197			
					Merisier, bois de.....	94			
					" mailriers et plaches en.....		257		
					Merlan en boîte.....		241		
					" frais ou congelé.....	44	236		
					" fumé.....	45	239		
					" saumuré ou mariné.....	46	239		

Articles.	Importations.			Exportations.		
	Page	Page	Page	Page	Page	Page
M						
Marijuana séchée	45	239				
Marijuana	86					
Marijuana en boîte		241				
" fraîche, congelée		236				
" fumée		239				
" saumurée		239				
" sèche		239				
Métal anglais	155					
" articles en	155					
" antifriction (Babbitt)	155					
" à caractères en blocs	158					
" à ferrets	159					
" plaqué	159					
Métallique, composition	159					
" fil, n.a.é.	161					
Métalliques, poussière, scories, rognures		285				
Métallique, substance, pour lampes électriques	159					
Métalloïdes et leurs produits	161	285	306			
" et leurs produits (récapitulation)	176	291	306			
Moteurs, machines à travailler les	138	272				
" minerais de	158	284				
" non ferreux et leurs produits	148	279	305			
" non ferreux et leurs produits (récapitulation)	161	285	306			
" non ouvrés (autres)		285				
" ouvrés, n.a.é.		285				
" précieux	153	282				
Méthylque, alcool	179					
Métaux en bois	100	262				
" en métal	145	278				
Métaux à aiguiser		289				
" à repasser	171					
" de carbure de silicium	171	289				
" d'éméri	171					
Moufure ou lame de rechange	128					
" pierre	173	289				
Moulinerie, produits de	13	221				
Mexique, fibre du	84					
Mica	168	288				
" articles en	168	288				
" déchets et débris de	168	288				
" feuilles de mica	168	288				
" objets et articles en	168	288				
" plaques de	168	288				
" achiste de	173					
Microscopes	206					
Miel	58	251				
Mil, graine de	36					
Millet à balais	38					
" graine de	37					
Mince meat	5					
Mine, poudre de	184					
Mines, machinerie à l'usage des	132					
Minerais d'argent		282				
" de cobalt	158					
" de cuivre	150	280				
" de fer	110	265				
" de manganèse		284				
" de nickel		282				
" de zinc		283				
Minerais métalliques	158	284				
Minéral, savon	189					
Minérale, huile	162	289				
Minérales, eaux	204	297				
Minéralogiques, spécimens	205					
Minéraux, oranges	186					
Minium	186					
Miroirs allemands	167					
Mitaines, en cuir	52	246				
" de toutes sortes, n.a.é.	88	255				
" tricôtées ou en étoffe	89					
Mocassins et pantoufles		245				
Modèles d'inventions	206					
" pour universités	205					
Moissonneuses	126	268				
" acier pour lames de	118					
" batteuses		269				
" liasses	125					
M						
Molettes pour la poterie	211					
Mollusques frais		237				
Molybdène		285				
Monnaies, collections de	205					
" d'argent		300	308			
" de cuivre		300	308			
" d'or	214	300	308			
" étrangères	153					
" et lingots	214	300	308			
" (récapitulation)	214	300	308			
Monogrammes	143					
Monotypes, machines		272				
Monte-charges	133					
Montres	155	283				
" boîtiers de	155					
" clefs de	155					
" écrins de	202					
" rouages et mouvements de	155					
Montures de lunettes et de lunettes	203					
" de fusils, bois	98					
" de pipes	203					
" de porte-monnaie, bourses, etc.	141					
Monuments de granit	172					
Morphine	180					
Morue sans arêtes, en boîte ou en conserve		240				
" en saumure ou marinée	46					
" fraîche	44	235				
" fumée	45	238				
" huile de foie de	56	250				
" salée verte		238				
" séchée	45	238				
Mosaïque, pavage en	163					
Moteurs à air	134					
" à combustion	124					
" à explosions		267	304			
" à gazoline, à vapeur	124					
" à vent	129					
" d'automobiles	124					
" électriques	156	284	305			
" pour appareils d'aviation	123					
" pour la pêche	124					
Motocyclettes	144					
Mouchoirs en coton	66					
" en soie	74					
" en toile	70					
Moulages, substances à	175					
Moules à lingots	150					
" en métal pour le verre	150					
" pour batteurs d'or	58					
Moulins à vent	129					
Mouliers en bois	100	262				
" pour poêles	147					
Mousquets	140					
Mousse d'Islande	39					
Mousses	39					
Mousseline	62					
Moutarde	21					
" graine de	21					
Mouton, frais, frigorifié	53	246				
" n.a.é.	42	235				
" peaux de	50	245				
" peaux tannées de	51					
" pour l'amélioration de la race	41	234				
" pour l'exposition	41					
" viande de	53	246				
Mouton de Perse, pelletteries de	49					
Mouture, produits de	13	221				
Mouvements d'horloges	155					
" de montres	155					
Moyeux blocs à	93					
Mucilage et colle de pâte	39					
Multigraphier, papier à	104					
Munitions de guerre	212					
Mûres	2					
Muriate de potasse	185					
Muriatique, acide	177					
Musc	58					
Muscade et musis	21					

A: Dates.	Importations.			Exportations.		
	Page	Page	Page	Page	Page	Page
M						
Musique imprimée.....	107					
" " instruments.....	204	297	307			
" " de fanfare.....	204					
" " papier pour rouleaux de.....	206					
" " pour aveugles, instruments de.....	206					
" " pour pianos automatiques.....	106					
Mycétium ou blanch de champignon.....	36					
Métaux.....	2	216				
N						
Nacre.....	43					
Nacraires et huitres pour la reproduc- tion.....	45					
Naphtalène.....	62					
Naphtaline.....	180					
" " raffinée.....	198					
Nappes en coton.....	66					
" " en toile.....	70					
Napierons en coton.....	66					
" " en toile.....	70					
Nastho.....	179	288				
Nattes en caoutchouc.....	34					
" " en chanvre, jute.....	70					
" " en fibres de coco.....	84					
" " en paille.....	85					
" " papier pour la fabrication des.....	105					
Nattes.....	36	218				
Nattes.....	100					
Nattes.....	207	298				
Nattes.....						
" " articles pour l'approvisionne- ment des.....	209					
" " construits hors du Canada.....	207					
" " courbes et allonges de.....		259				
" " fer ou acier ouvré pour.....	147					
" " matériaux pour la construction des.....	207					
" " réparations nux.....	207					
Nécessaires de fumeurs.....	203					
" " de toilette et de manucures.....	203					
Nécessaires.....	2					
Nécessaires.....	152	282				
Nécessaires.....	159					
" " ustensiles en.....	141	282				
Nécessaires.....	152					
Nécessaires.....	180					
Nécessaires.....	184					
Nécessaires.....	190					
" " d'ammoniaque.....	210					
" " de cérium pour manchons à gaz.....	183					
" " de fer.....	191					
" " de plomb.....	193					
" " de potasse.....	185					
" " de soude.....	197					
" " de thorium.....	210					
" " de thorium pour manchons à gaz.....	185					
Nécessaires.....	185					
" " d'arséniate.....	194					
" " en cristaux.....	198					
" " esprit de.....	177					
Nécessaires.....	195					
Nécessaires.....	184					
Nécessaires.....	186					
" " animal.....	186					
" " de carbone.....	186					
" " de fumée.....	186					
" " d'ivoire.....	186					
Nécessaires.....	7	217				
" " de coco.....	7					
" " de corozo ou ivoire végétal.....	39					
" " de galle et extrait de.....	183					
" " de Grenoble écailées.....	8					
" " de Grenoble non écailées.....	8					
" " de pécanes.....	8					
" " du Brésil.....	7					
Nécessaires.....	86					
Nécessaires.....		245				
N						
Noyer.....	95					
" " billes de.....	93					
" " feuilles de placage.....	96					
" " dur.....	94					
" " billes de.....	93					
" " jantées en.....	93					
O						
Objets de fantaisie.....		295	307			
" " dorés et électro-plaqués.....	153					
" " en fer ou acier émaillé.....		272				
" " estampés et enduits.....	141					
" " et articles plaqués.....		285	306			
Obligations.....	108					
Obturateurs.....	161					
" " en liège.....	98					
" " pour appareils photographi- ques.....	205					
Ocres, et argiles ocereuses.....	187	293				
Oeillets agrafes pour rhaussures.....	160					
" " boutures d'.....	32					
" " de corsets.....	160					
" " de semis.....	32					
" " pour agrafes de corsets.....	141					
Oeufs.....	57	251				
" " albumine de sang et d'.....	57					
" " de poisson.....	44					
" " jaunes d'.....	57					
Oeuvres d'art.....	208	299				
" " d'art en bronze.....	160					
" " d'artistes canadiens.....	208					
Oignons.....	9	217				
Oignon, pelure d'.....	104					
" " plant de.....	32					
Oiseaux, cages d'.....	160					
" " peux d'.....	57					
Oléagineux, tourteaux et résidus.....	29	226				
Océographes.....	107					
Olive, en saumure.....	6					
" " huile d'.....	16					
" " huile d' pour la fabrication du savon, tabac, etc.....	30					
" " résidu d'.....	30					
Ombre, terre d'.....	187					
Ombrelles, articles pour manches d'.....	147					
" " de toutes sortes.....	204					
" " manches d'.....	204					
Opium, à l'état naturel.....	180					
" " en poudre.....	206					
Optique, instruments d'.....	159					
Or, anneaux d'.....	153					
" " articles en.....	153					
" " anneaux d'orfèvre.....	153	282				
" " en barres, etc.....	214					
" " en feuilles.....	153					
" " en lingots.....	214	300	308			
" " lingots sortant de la mine.....		282				
" " métalles d'.....	153					
" " monnaie d'.....	214	300	308			
" " peinture d'.....	188					
" " pépites.....	214	282				
" " quartz, poudre, pépites.....		282				
Oranges.....	3					
" " écorces d'.....	5					
Oranges, minéraux.....	186					
Oreillers.....		296				
" " coton à tiges d'.....	61					
" " tiges, en coton.....	66					
" " tiges, en toile.....	70					
Orfèvre, cendres d'.....	153	282				
Orge.....	11	218				
" " mondé, perlé, grillé ou moulu.....	13					
Orgues.....	204	297				
" " parties d'.....	204	298				
Ornements en albâtre, ambre, etc.....	212					
Ocrissé, racines d'.....	39					
Ocrissés, articles d'.....	182					
Ocrissés.....		291				

Articles.	Importations.		Exportations.		Articles.	Importations.		Exportations.	
	Page	Page	Page	Page		Page	Page	Page	Page
O					P				
Os bruts.....	42	235			Papaine.....	181			
" poix d'.....	43				Papeterie.....	103	263		
" pulvérisés, calcinés et cendres d', etc.....	43	235			" commerciale.....	108			
Osier.....	92				" machines de.....	138			
Osmium.....	153				Papier et articles en.....	101	262	304	
Ouate, coton.....	59				" couché.....	102			
" de fibres végétales.....	67				" d'émeri.....	172			
" n.a.é.....	85				" de verre.....	172			
Outillage agricole.....	125	267	304		" mâché, articles en.....	104			
" employé pour la production du coke et du gaz.....	138				" machines à fabriquer le.....	136			
" pièces détachées de l'.....	129	270	304		" ordinaire.....	105			
" pour distribuer la poussière de pierre dans les mines.....	210				" pour couvertures.....	102			
Outils à main.....		273	305		" sablé.....	172			
" de fermes et de jardins.....		270			" verro.....	171			
" et instruments manuels.....	142	273			Paraffine.....	171			
" machines.....		273	305		" bougies de.....	171			
" manches d'.....	98				Parapluies.....	204			
" sacs à.....	203				" articles pour manches de.....	147			
Outremor, bleu d'.....	187				" manches ou poignées de.....	204			
Oxalique, acide.....	178				Parasols, (voir "ombrelles").....	204			
Oxydes.....	187				" articles pour manches de.....	147			
" arsénieux.....	190				" manches ou poignées de.....	204			
" de cobalt.....		295			Parchementerie, papier.....	103			
" de cobalt, d'étain et de cuivre.....	187				Parchemin végétal, papier en.....	103			
" de fer.....		293			Parcheminé, papier.....	104			
" de manganèse.....	158				Pardessus, étoffe à.....	78			
" de magnésium.....	196				" en fourrure.....	50			
" de nickel.....		282			Parfums.....	188			
" de zinc.....	187				" alcooliques.....	188			
" de zirconium.....	162				Parfumerie.....	188			
" hydratés.....	179				Paris, blanc de.....	175			
" noirs de cuivre.....	153				" vert de.....	187			
Ozone, générateurs de.....	138				Parures de chambre, en coton.....	66			
					" de meubles, en toile.....	70			
					Passementerie.....	65			
					" clinquant et fil de laiton pour.....	161			
P					Pastels.....	208			
Paillassons en caoutchouc.....	34				Pasteurisateurs.....	125			
" de chanvre, de jute.....	70				Patates.....	9			
" en fil de coco.....	84				Pâte de bois.....	99			
" en paille.....	85				" et extrait d'indigo.....	183			
" fer ou acier pour.....	114				" ou liqueur de cacao.....	19			
" papier pour.....	105				Pâtés.....	16			
" de portes ou de voitures.....	203				Patins.....	131	271		
Paille.....	39	233			Pâtisseries sucrées.....	10			
" articles en.....	85				Patrons de chaussures en papier.....	106			
" carton de.....	102				" en laiton, fer, etc.....	160			
" chapeaux de.....	88				Pavage, blocs de.....	172			
" nattes en.....	85				" briques pour.....	162			
" paillassons en.....	85				" en mosaïque.....	163			
" papier de.....	103				Paver, pierre à.....	172	280		
" pulpe de.....	40				Peaux.....	50	244		
" tapis en.....	85				" brutes de castor.....		243		
Pain.....		223			" brutes de pékan.....		243		
" azyme.....	14				" d'animaux étrangers.....	57			
" d'épices.....	16				" d'animaux marins.....	48			
Palans et poulies.....	139				" de chinnois.....	51			
Palets pour le jeu de curling.....	174				" de cheval.....		245		
Palissandre.....	95				" de mouton.....		245		
" feuilles de placage de.....	95				" de mouton, snées ou saumurées.....		50		
Palladium.....	153				" de vache.....	50	244		
Palme, esprit de.....	26				" de vachette.....	50	244		
" huile de.....	16				" de veau.....	50	244		
" plants de.....	32				" pour la taxidermie.....	57			
Palmier, feuilles de.....	39				Pécanes.....	8			
" huile non comestible.....	30				Pêches.....	3			
" tourteaux et farine de noix de.....	29				" en botte.....	5			
Pamplemousses.....	2				" séchées.....	4			
Pancartes.....	107				Pêchers et brugnoniers.....	31			
" de publicité.....	107				Pêcheries, articles à l'usage des.....	86			
Paniers.....	211				" autres produits des.....	48	243		
Panséments antiseptiques.....	91				" produits des.....	44	235		
Pantoufles avec tiges ou empeignes en feutre.....	202				Pêcheurs, cannes à pêche.....	199			
" de toutes sortes (excepté en cuir, caoutchouc).....	202				" hameçons de.....	131			
" en cuir.....	51	215			" lignes.....	86			
					Pédomètres.....	137			
					Peignes.....	203	296		
					Peignés, houppes.....	75			
					Peintures.....	187			

Articles.	Importations.		Exportations.		Articles.	Importations.		Exportations.	
	Page	Page	Page	Page		Page	Page	Page	Page
P					P				
Peintures à l'huile	208				Pièces détachées de machines et ins-				
" (dessins)	107		307		" truments aratoires	129	270		304
" d'or liquide	188				" détachées de machineries	124	272		305
" et rouleurs broyées	188				" forgées de fer et d'acier	113	265		304
" et vernis	187	293	306		" pyrotechniques, pétards et tor-				
Pelican, peaux de		243			pilles	184			
Pelannes en fourrure	50				Pied de bœuf, huile de	55	250		
Pelans, acier pour la fabrication des	116				Pierre, et ses dérivés	171	289		
" ébauches de	147				" à bâtir	172	289		
" électriques, à vapeur, mécani-					" à porcelaine	172	289		
" ques	139				" calcaire	173			
" en fer ou en acier	128	270			" concassée		280		290
" manches de	48				" crareuse	173			
Pellagories d'animaux marins	48				" de corundum	171			
" brutes, n.a.6.	48	244	303		" de dunes	173			
" brutes, n.a.6.	49				" d'éméri	173			
" non ouvrées	48	244			" de rebut	175			
" ouvrées	49	244			" lithographique	174			
Pellicules cinématographiques	199	298	307		" et moule à polir		280		
" photographiques	199	298	307		" meulière	173	289		
Peluche de soie	73				" ouvrages en	175			
" (laine)	79				" ponce	172			
" tissus et étoffes en	89				" précieuses et imitations	213			
Pelure, papier	103				" taillée de toutes sortes		289		
Pépière, arbrisseaux de	32				Pigeons domestiques et voyageurs	42			
Pépiniers, plants de	33				Pigments chimiques	185	293		306
Pépites d'or	214	282			" de plomb	186			
Pêches à houblon	93				" de terre minérale	187			
Perchlorate d'ammoniaque	184				" minéraux		293		
Perforeuses rotatives	133				Pilehard en bois		241		
Perles	207				Piles électriques, accumulateurs	156			
Perles	213				" bocaux en verre et ar-				
Peroxyde de baryum	196				" ticles en caoutchouc				
" d'hydrogène	196				" pour	209			
" de soude	195				" primaires	156			
Persiennes	201	262			Piliers	119			
Persis ou extrait d'orseille	183				Pilons et rouleaux	100			
Peser, machines à	147				Pilotis		257		
Pétrards	184				Pin, billots de		256		
Pétrole	169	288	306		" blanc équarri		259		
" appareils d'éclairage au	157				" goudron de	40			
" brut	169	288			" planches et madriers		258		
" " machineries pour la pro-					Pinces à glace, acier pour	114			
" " duction du	138				Pinceaux	200	296		
" " huile de, à combustion, à gaz	169				Pipes	203			
" " huile de, raffinée	169				" étuis à	203			
" " et kérosine raffinés	170	288			" montures de	203			
" " et kérosine distillés, etc.	170				Piqués	62			
" " produits du	170				Piquets	96	259		
Papier, billes de	97				" de clôture	93	256		
Papiers, d'autos	160				Pissenlit, racines de	39			
" verres pour	167				Pistolets	146			
Pharmaceutiques, préparations	181				Pistons en porcelaine pour pompes	133			
Phonographes	205	297			Pitchpin	95			
" cylindres et disques de	205				Pivoines	32			
Phoque, huile de	56	250			Placages de bois	96	260		
" peaux de		244			" d'ivoires	43			
Phosphate	174				" feuilles de	96			
" de chaux	185				Plans d'architectes	107			
" de soude	195				Planches	95	257		
Phosphatique, acide	196				" à boîtes	100	260		
" roche	174	291			" à laver	100			
Phosphore	197				" de pulpe et fibre		262		
" étain et bronze phosphorés	155				" des graveurs	213			
Photographies	107	264	304		" en épinette		258		
" appareils de	205	298	307		" en pin		258		
" " parties	160				" en pruche		258		
" " de presse	107				" en sapin		257		
" " instruments	206				Plantes, arbres, arbustes, arbrisseaux				
" " papier basique à	105				" et ceps	31	227		
" " papier pour	104				" à fruits	32			
" " plaques sèches de	168				" marines	84	233		
" " reproductions de	206				Plants de fleuristes	32			
Physique, instruments de	206				" d'oignons	32			
Planos	204	297			" de pépinière	33			
" automatiques	205				Plaques commémoratives	167			
" " touches en ivoire pour	43				" de charnières	146			
" " parties de	204	297			" en acier, dites "universal mill"	118			
Plèces de bois, pour manches des clubs									
" de golf	98								

Articles.	Importations.		Exportations.		Articles.	Importations.		Exportations.	
	Page	Page	Page	Page		Page	Page	Page	Page
P					P				
Plaques en aluminium.....	148	279			Poisson huiles de.....	56	250		
“ d'argent.....	153				“ mariné ou fumé.....	45	237		
“ en cuivre pour opérations mi- nières.....	133				“ peaux de.....	57			
“ en cuivre.....	151	281			“ poudre de.....		243		
“ en fer, acier.....	116	266	304		“ salé.....	45	237		
“ en laiton.....	149	290			“ séché.....	45	237		
“ en liège.....	97				“ vivant et oeufs de.....	44			
“ en maillechort.....	152				Poivre.....	21			
“ en nickel.....	152				Poix de Bourgogne.....	28			
“ en or.....	214				“ de houille.....		287		
“ en platine.....	153				“ d'os.....	43			
“ en verre.....	165				Polissage, substances de.....	171	289		
“ en zinc.....	154				Pommades.....	188			
“ gravées.....	213				“ françaises.....	188			
“ photographiques sèches.....	168				Pommes fraîches.....	2	216		
“ pour navires.....	119				“ séchées.....	3	216		
Plaqueminier, bois de.....	94				Pommes de terre.....	9	217		
Plaque-formes et fourgons.....	144				“ esprit ou huile de.....	178			
Platine et ses dérivés.....	153				“ fécule de.....	39	233		
“ déchets et rognures de.....		282			“ séchées, etc.....	9			
“ et oxyde noir de cuivre.....	153				Pommiers.....	31			
Plâtre brut.....		290			Pompes à incendie.....	124			
“ de Paris.....	173	290			“ à main, en bronze.....	149			
“ préparé.....	173	290			“ à mains, en fer ou en acier.....	146			
Plomb et articles en.....	151	281			“ à mercure.....	133			
“ acétate de.....	191				“ à moteur.....	139			
“ allié.....		281			Ponce et pierre.....	172			
“ arséniate de.....	191				“ savon.....	189			
“ balles et chevrotines en.....	151				Ponts et parties de.....	119			
“ nitrate de.....	191				“ matériaux utilisés dans la cons- truction.....	210			
“ tuyaux en.....	151				Pontianac, gomme.....	28			
Plombagine, articles en.....	168				Porcs, n.a.é.....	42	235		
“ brute et affinée.....		288			“ pour l'amélioration de la race.....	41	234		
“ creusets en.....	168				“ pour l'exposition.....	40			
“ pulvérisée.....	168				Porc en baril, saumuré.....	54	247		
“ non pulvérisée.....	168				“ frais, frigorifié et congelé.....	53	247		
Plumes, artificielles.....	210				“ fumé.....	53	247		
“ d'autruche apprêtées.....	44				“ salé.....	54	247		
“ de fantaisie.....	44				“ soies de.....	52			
“ de literie.....	44				Porcelaine.....	163			
“ porte-plumes.....	213				“ isolateurs en.....	164	286		
“ pour chapeaux.....	210				“ pierre à.....	173			
“ tiges de.....	44				“ pour être montée en argent.....	163			
Pneumatiques, bandages.....	34	229			“ vaisselle en.....	163			
“ enveloppes de.....	35				Portatives, machines.....	128			
“ pour véhicules.....	35				Portes de coffres-forts et de voûtes.....	147			
“ tissus de coton pour.....	89				“ en bois.....	100	262		
Poêles.....	147	279			“ en toile métallique.....	122			
“ bouillottes de.....	147				Porte-abut-jour.....	157			
“ électriques de cuisine.....	156	284			Porte-cartes.....	203			
Poignées en bois.....	98	262			Portefeuilles.....	203			
“ d'ombrelles, de parasols.....	204				Porte-globes.....	157			
“ ou manches de parapluies.....	204				Porte-monnaie.....	203			
Poil animal.....		246			“ montures et fermoirs de.....	141			
“ du chameau, d'alpaca, de chèvre.....	75				Porte-plumes.....	213			
“ pour chapeliers.....	49				Porte-serviettes, tubes pour.....	120			
Pointes ou clous sans tête.....	131	271			Porter.....	25	226		
Poires.....	3				Portland, ciment de.....	173	290		
“ en boîte.....	5	217			Portraits.....	107			
Poiriers.....	32				Postaux, colis.....	213			
Pois cassés.....	12	219			“ expédiés en port payé.....	214			
“ de semence.....	36				Pots à scories.....	134			
“ entiers.....		219			Potasse.....	192	294		
“ en boîte.....	10				“ à l'état naturel.....		294		
“ n.a.é.....	12				“ carbonate de.....	192			
Poisson à boîte.....		243			“ composés de.....	193			
“ blanc.....		237			“ cyanure de.....	197			
“ colle de.....	58				“ muriate et sulfate de.....	185			
“ conservé dans l'huile.....	48				“ sels de.....	185			
“ d'eau douce, frais et congelé.....		237			Potassium, cyanure de.....	197			
“ (autre).....		240			Poteaux.....		257		
“ d'eau douce, mariné (autre).....		242			“ de télégraphe, de téléphone.....	93	257		
“ de mer, en conserve (autre).....		237			Potée sèche.....	212			
“ de mer, frais (autre).....		237			Poterie.....	163	286		
“ de mer, mariné (autre).....		240			“ et terre glaise.....		286		
“ entrailles ou débris de.....	48	243			Poudre aromatique.....	16			
“ en conserve.....	47	240			“ à gros grain.....	185			
“ frais ou congelé.....	14	235			“ de bronze et de brocard.....	188			
“ (autre).....	47				“ de fer.....	185			

Articles.	Importations.		Exportations.		Articles.	Importations.		Exportations.	
	Page	Page	Page	Page		Page	Page	Page	Page
P					P				
Poudre de lait.....		249			Pyroligneux, acide.....	177			
" de mine, de carrière.....	184				Pyromètres.....	133			
" de poisson.....		243			Pyrotechniques, pièces.....	184			
" dentifrice et autre.....	188				Pyroxyline.....	180			
" (explosifs).....	185				Pyroxylique, esprit.....	179			
" levain.....	193	294							
" saponacée.....	189				Q				
Pâtes et pulans.....	139				Quartz aurifère.....		282		
" pour courroies de transmission.....	213				" cristallisé.....	174			
Papiers.....	199				" ou silice.....	174			
Possibilité de diamant.....	171				Quassia, jus de.....	181			
" de lignite.....	164				Québracho.....	183			
" d'os.....	43	235			Queues d'animaux à fourrure.....	49	252		
" de zinc.....	154	283			Quinine, sels de.....	180			
" métallique.....		285			Quincaillerie.....	130		305	
" pépites d'or.....		282			" à l'usage des entrepreneurs de construction.....	131			
Poussins.....	41				" de carrosserie.....	131			
Poutres fer et acier.....	119				R				
" pour navires.....	119				Racines, d'arconette, d'aconit, de co- lombo, etc.....	39			
Précipité de cuivre.....	150				" de cassave.....	15			
Préclats.....	87				" dormantes.....	32			
Préparations anatomiques.....	205				" de sénéga.....	39	233		
" de pyroxyline et de naph- taline.....	180				" médicinales.....	39	233		
" de toilette.....	188				Radiophoniques, appareils.....		284	305	
" liquides pour désinfecter.....	181				Radiotéléphonie, tubes.....	157			
" médicinales, chimiques et pharmaceutiques.....	181	292	306		Radium.....	197			
" scientifiques ou physico- mathématiques.....	206				Rails d'acier.....	115	266	304	
Presses à foin.....	128				" de fer.....	115	266	304	
" à imprimer.....	136				" de croisements.....	147			
" " accessoires de.....	137				" éclisses pour.....	146			
" à lithographier.....	136				Rais de roucs.....	99			
Présure.....	58				Raisins.....	2			
Prêtres, livres de.....	108				" de Corinthe.....	4			
Priser, tabac à.....	37				" secs.....	4			
Produits agricoles et substances végé- tales.....	2	216	302		" sucré de.....	17			
" agricoles et substances végé- tales (récapitulation).....	40	233	302		Râpes.....	142			
" bactériologiques.....	211				Rasoirs.....	130	270		
" chimiques et leurs dérivés.....	177	291	306		" lames de.....	130	270		
" chimiques et leurs dérivés (récapitulation).....	199	295	306		Rat musqué, peaux brutes de.....	49	244		
" chimiques inorganiques.....	189	294			Râteaux.....	126			
Proxéme animale.....	38	232			" à cheval.....	126			
" machines pour.....	139				" à foin.....		268		
Pruche.....	94				Rayon (soie artificielle).....	81	254		
" billots de.....		256			Rayons X, appareils à.....	206			
" extrait d'écorce de.....		292			Réacteurs.....	156			
" madriers et planches en.....		258			Réceptacles.....	157			
Prunes.....	3				Réceptacles.....	200	296		
" sèches, avec noyaux.....	4				" en bois.....	97	261		
Pruncaux.....	4				" en étain.....	141			
Pruniers.....	32				" en papier.....	105			
Prussiate de potasse.....	193				Récépissés de chemin de fer ou autres.....	108			
" de soude.....	195				Réfrigérants, machines.....	137			
Prussiates.....	107				Règles.....	213			
Psautiers.....	108				Registres, papier à.....	103			
Publications illustrées.....	107				Régisse.....	25			
Puddings.....	16				" pâte de.....	25			
Pulpe à la soude.....	99				" racines de.....	39			
" au sulfate.....	99	261			Remèdes brevetés et préparations mé- dicinales.....	181	292	306	
" au sulfate, blanchie.....	99	261			Renards.....	42	235		
" au sulfate, écrue.....	99	261			" peaux brutes de.....	49	243		
" bois à.....	96	260			" peaux brutes, noirs et argentés.....		243		
" carton de.....	102				Réparations aux vaisseaux.....	207			
" de bois.....	99	261			Reproductions photographiques.....	107			
" de coton.....	59				Réservoirs.....	145			
" de fruit.....	8				Résidus oléagineux.....	29			
" de paille.....	40				Résine.....	28	226		
" machines à fabriquer la.....	138				Résine, huile de.....	31			
" mécanique.....	99				Respiration artificielle, appareils de.....	210			
" planches de.....	261				Ressorts à moteurs de phonographes, acier pour.....	115			
" sutures de.....	262								
Pulvérisations agricoles.....	128								
Purificateurs d'air.....	138								
" " pour autos.....	143								
" d'huile.....	143								

Articles.	Importations.		Exportations.		Articles.	Importations.		Exportations.	
	Page	Page	Page	Page		Page	Page	Page	Page
R					S				
Ressorts d'orloges, acier pour.....	114				Sable, creusets de.....	164			
“ de lampes et horloges.....	140				“ et gravier.....	174	291		
“ de meubles.....	140				“ ou globules ferrugineux.....	212			
“ pour bandages herniaires.....	140				“ réfractaire.....	174			
“ pour véhicules.....	140				“ silicieux.....	174			
“ pour wagons de chemins de fer ou tramways.....	140				Sablé, papier.....	172			
Réticules.....	203				Sabots d'animaux.....	43	235		
Revolvers.....	146				“ en cuir pour chevaux.....	52			
“ étuis et gâlnes.....	199				Sabres.....	145			
Revue de modes.....	108				Sacerdotaux, vêtements.....	88			
“ littéraires.....	107				Sacs à eau chaude en caoutchouc.....	34			
Rhéostats.....	156				“ à main.....	203			
Rhodium.....	153				“ à outils.....	203			
Rhododendrons.....	32				“ à sel.....	200			
Rhizomes.....	32				“ contenant du ciment.....	200			
Rhubarbes, racines de.....	39				“ de voyage.....	203			
Rhum.....	26				“ en chanvre.....	70	254		
“ pour l'usage des arts et de l'industrie.....	179				“ en coton.....	65	254		
Ricin, huile de.....	29				“ en jute.....	70	254		
Rideaux de coton.....	65				“ en papier.....	105	264		
“ n.a.é.....	90				Sacoques.....	203			
“ tubes en fer pour tringles de.....	120				Safraa.....	183			
“ tringles de.....	214				Sagou et tapioca.....	15			
Rivets en cuivre jaune.....	161				“ farine de.....	14			
“ en fer ou en acier.....	131				Saindox.....	57	251		
“ en laiton.....	161				“ huile de.....	55			
Riz.....	12	220			“ succédanés et imitations du.....	57	251		
“ farine de.....	13	221			Salpêtre.....	193			
“ fécule de.....	13	221			Salsepareille, racines de.....	30			
“ nettoyé.....	12				Sandaraque, gomme.....	28			
“ non nettoyé.....	12				Sang, albumine de.....	57			
“ son de.....	13				Sang-dragon.....	28			
Robinets en bronze.....		280			Sang-ues.....	42			
Rockingham, faïence de.....	163				Sapin Doug'as, billots de.....		256		
Roche phosphatique.....	174	291			“ Doug'as, bois équarri.....		259		
Rognares de bronze.....	149				“ maîtres et planches.....	94	257		
“ de cuivre.....	150	281			Sapolio.....	189			
“ de fer et acier.....	111	265			Sapote, gomme de.....	28			
“ de fer-blanc.....	112				Sarcloirs.....	126			
“ de laiton.....	149	280			Sardines.....	47	242		
“ de papier.....	213	264			Sarra-in.....	12	219		
“ de plomb.....	151				“ farine de.....	13			
“ de tanneries.....	51				Sassures de pulpe.....		261		
“ de toutes sortes.....		299			Sauces et condiments en barils.....	11			
“ métalliques.....		285			“ en bouteilles.....	11			
Romans.....	109				Sauces et marinades.....	11	218		
Rondelles de caoutchouc.....	34				Saucisse.....	54			
“ en laiton, cuivre jaune.....	161				“ boyaux à.....	58	252	303	
Roseaux.....	92				Saumon en boîte.....	47	241		
Rosette, cuivre.....		280			“ frais ou congelé.....	45	237		
Rosiers.....	31				“ fumé.....	46	240		
“ plants de.....	32				“ muriné.....	46	240		
Rotin non façonné.....	92				“ salé à soc.....		239		
Rôtissoires rotatives.....	134				Saumons, bronze en.....	149			
Rouages de montres.....	155				“ cuivre en.....	150			
Roucou, graine de.....	35				“ fer et acier en.....	111	265		
Roues d'automobiles.....	143				“ nickel en.....	152			
“ hydrauliques.....	140				“ plomb en.....	151	281		
“ pour locomotives.....	125				Sauvetage, appareils de.....	210			
“ rais de.....	99				“ canots de.....	210			
Rouge, bois.....	95				Savon.....	189	294		
“ cèdre.....	94				“ à harnais.....	189			
Rouleaux compresseurs.....	139				“ d'argent.....	189			
“ de cuivre.....	151				“ de blanchissage.....	189			
“ de ferme.....	127				“ de marseille.....	189			
“ de stores.....	147				“ d'huile de baleine.....	189			
“ en fer ou acier.....	115				“ de toilette.....	189	294		
“ et pilons.....	100				“ en poudre.....	189			
“ porte-serviettes.....	120				“ liquide.....	189			
Roulettes, acier pour.....	114				“ ponce, minéral, etc.....	189			
Rubans.....	163				Scarificateurs.....	126	269		
“ clinquant et fil de laiton pour.....	161				Schiedam et autres schnapps.....	26			
“ d'acier.....	121				Schiste de mica.....	173			
“ de clavigraphes.....	87				Schnapps.....	26			
“ me-sures.....	213				Scies.....	142			
“ pour chapeaux.....	91				“ acier et fer pour.....	115			
Russie, fer de.....	116				Scientifiques, appareils.....	205	298	307	
Rubans.....	163				“ appareils pour travaux de.....	205			
					“	199			

Articles.	Exportations.		Articles.	Importations.	
	Canadiennes.	Etrangères.		Canadiennes.	Etrangères.
S	Page	Page	S	Page	Page
Sciéries, machines de.....	139		Soie artificielle (rayon).....	81	254
" produits des.....	93	259	" et articles en.....	71	253
" scories de bois.....	39		" papier de.....	105	303
Sciures basiques.....	96		Soies de porc.....	52	
" de haut fourneau (engrais).....	185		Soia, graine et tourteaux de graine de.....	29	
" métalliques.....	185		" huile de.....	16	
Sculptures.....	205		" pour le savon.....	30	
Scuts en bois.....	97	261	Soliveaux en fer ou en acier.....	119	
Sécateurs et cisailles.....	129		Sonniers.....	203	
Ségle.....	13	220	" fil d'acier pour.....	121	
" farine de.....	14	221	Son.....	13	221
Sénes de pêche.....	80		" de riz.....	13	
Sel.....		291 306	Soude et ses composés.....	193	294
" ammoniacal.....	190		" nitrate de.....	185	
" A l'usage des pêcheries.....	171		" nitrite de.....	105	
" d'aniline.....	182		" phosphate de.....	195	
" d'antimoine.....	190		" pulpe à la.....	99	
" pour la teinture.....	182		Soufflets en fer, acier.....	134	
" de bismuth.....	191		Soufre.....	176	
" de cobalt.....		295	" dans les pyrites.....		291
" d'Épso n.....	197		Souf.....	11	
" de goudron de houille.....	182		Souliers (voir "chaussures") en cuir.....	51	246
" de mercure.....	197		" de toile avec semelles en caoutchouc.....		228
" de potasse allemand.....	185		" de toutes sortes excepté en cuir et en caoutchouc.....	202	
" de quinine.....	180		Soupes de toutes sortes.....	54	248
" de soude.....	195		Sous-acétate de cuivre.....	190	
" de table.....	176		Sous-vêtements en coton.....	65	252
" en sacs, bariils et récipients.....	176		" en laine.....	80	254
" en vrac.....	176		" en soie.....	74	
" gluber.....	194		" tricotés.....	89	
" sacs à.....	200		Soutiens pour l'abdomen.....	206	
Selles, arçons et étriers de.....	99		Spaghetti.....		223
Sellerie et harnais.....	52	246	Spart ou herbe d'Espagne, etc.....	84	
Sellerie, fer et acier pour.....	113		Spath fluor.....	174	
Samelles, cuir à.....	51	245	" ornements en.....	212	
" en cuir.....		246	Spécimens botaniques, entomologiques et minéralogiques.....	205	
" intérieures.....	203		" modèles et cartes.....	205	
Sarawak, graine de betterave pour.....	35		Spelter.....	154	
" de carottes pour.....	35		Spermaceti, huile de.....	58	
" de gazon pour.....	36	231	Spiritueuses, liqueurs.....	25	226 302
" de jardin, de champs.....	36		Spiritueux et eaux fortes, n. a. é.....	25	
" de lin pour.....	36	231	" et eaux fortes (chimiques).....	181	
" de trèfle.....	36	231	" non potables, autres.....	26	292
Sarrazin.....	269		" parfumés.....	188	
Sarsons.....	127	269	" potables, autres.....	26	226
Sarsouille.....	14	223	Sport, articles de.....	199	295 307
Sassa, racine.....		233	Sprats.....	47	
Sassa, gomme de.....	27		Squelettes.....	205	
Séparateurs de crème (voir "écrémeuses").....	125	267	Stannate de soude.....	194	
" de machine à battre.....	127	270	Statues et statuettes.....	208	
" de minerai.....	134		Stéarine animale.....	57	
Sarge.....	78		Stéarique, acide.....	178	
Serpentins.....	150		Stéatite broyé ou non.....	175	
Serrures.....	131		Stérotypes.....	157	284 306
Serrun.....	211		Stéréolisateurs, appareils.....	20	
Services de fumours.....	203		Stores.....	91	
Serviettes de coton.....	66		" coton à.....	86	
" de papier.....	104		" en papier.....	106	
" de toile.....	70		" rouleaux de.....	147	
" hygiéniques.....	91		Stout.....	25	
" tissu à (coton).....	82		Strychnine et ses sels.....	181	
Séams, huile de.....	31		Stylographes.....	213	
Séamille.....	188		" enoutchouc pour.....	33	
Séau, terre de.....	187		Substances à colle forte.....		251
Sélex.....	174		" à poir.....	171	289
" papier de.....	172		" de tannage, de teintures.....	184	292
" nu quarts.....	174		" détonnantes.....	185	
Silicate de soude.....	195		" ignifuges.....	187	
Silicate de zirconium.....	162		" minérales et bitumineuses.....	170	
Siliceux, sable.....	174		Suc d'agave fermenté.....	26	
Silicium, ferro.....	110	265	" de viande de boeuf.....	54	247
Sirop de canne à sucre.....	18		Sucré.....	18	224
" d'érable.....	18	224	" candi.....	17	
" de fruits.....	6	217	" d'érable.....	18	224
" de glucose.....	17	224	Suif.....	57	251
" de maïs.....	17		" huile de.....	55	
" mélassa, n. a. é.....	17	224 302	Suif, laiton.....	75	
Soies de porc.....	52				

Articles.	Importations.		Articles.	Exportations.	
	Page	Page		Page	Page
S			T		
Sulfate d'alumine.....	190		Tapis tissés à la main.....	79	
" d'ammoniaque.....	185	292	Tapisserie de velours.....	79	
" de chaux.....	172		" papier à.....	104	264
" de cuivre.....	191		Tarares.....	127	
" de fer.....	190		Tarières.....	141	
" de magnésium.....	197	295	" à houille.....	134	
" de nicotine.....	180		Tarifs télégraphiques et tarifs de trans- ports.....	109	
" de potasse.....	185		Tartarique, acide.....	178	
" de soude.....	195		Tartre, crème de.....	192	
" de zinc.....	191		" émétique de.....	190	
Sulfite de soude.....	196		Teck, bois de.....	94	
" pulpe au.....	99	261	Teinture, combinaisons chimiques pour la.....	182	
Sulfure d'arsenic.....	190		" d'aniline.....	182	
Sulfure de soude.....	196		" de goudron.....	182	
Sulfureux, éther.....	198		" et substances de tannage.....	182	292 306
Sulfurique, acide.....	177	291	Télégraphe, articles pour la compagnie de.....	209	
Sumac.....	182		" instruments de.....	157	
Superphosphate de chaux.....	185		" potaux de.....	93	257
Supports de tringles.....	214		Télégraphie, appareils de.....	157	284 305
Suspensions à vêtements, tubes pour.....	120		Téléphone, potaux de.....	93	257
Suspensoirs.....	206		Téléphonie sans fil, appareils de.....	157	
Système.....	95		Téléphoniques, appareils.....	157	284 305
			" instruments.....	157	
T			Tentes.....	255	
Taie, à priser.....	37		Térébenthine.....	40	233
" blagues à.....	203		" esprit de.....	40	
" cigares.....	37	232	Terre, à l'état naturel.....	175	
" cigarettes.....	37	232	" à foulos.....	175	
" en tablettes.....	37	232	Terre cuite, articles en.....	163	
" en torquettes.....	37	232	" cuite, ornements en.....	212	
" haché.....	37		" diatomée ou infusoire.....	171	
" manufacturé.....	38		" infusoire.....	289	
" nervures et rognures.....	37	232	Terre de Sicile ou d'ombre.....	187	
" non manufacturé.....	37	232 302	" du Japon.....	184	
Table, linge de, en coton.....	66		" glaise.....	286	
" linge de, en toile.....	70		" ocreuse.....	187	
" porcelaine de.....	163		" réfractaire.....	162	
" sel de.....	176		" tuiles en.....	163	
" verrerie de.....	166		Tés en fer ou en acier.....	119	
Tables à jouer.....	199		Têtes d'animaux sauvages.....	251	
" de trou-madame.....	199		" de fusées.....	210	
" pour opérations.....	206		Tétrachlorure de carbone.....	197	
Tableaux d'appel.....	157		Textiles (voir "fibres").....	59	252 303
" pour les écoles.....	108		Thé.....	22	225 302
Tablettes pour aveugles.....	206		" plomb d'emballage.....	152	
Taffetas.....	87		Théâtre, costumes et décors de.....	199	
Tafia.....	26		Thermostats pour automobiles.....	142	
Taies d'oreillers, coton.....	66		Thorium, nitrate de.....	197	
" coton à.....	61		Tiges, cuir à.....	245	
" toile.....	70		Timbres-poste, collections de.....	205	
Talc.....	175	291	Tissus à bretelles.....	91	
Talons en caoutchouc.....	34		" à chemises.....	62	
Tamis.....	134		" à chemises de fantaisie.....	62	
Tampico, fibre de.....	84		" à serviettes.....	62	
Tannage, combinaisons chimiques pour.....	182	260	" caoutchoutés.....	87	
" écorce de.....	96	260	" de coton.....	61	252
" substances de.....	182	292	" de coton blanchi.....	62	
" à l'état naturel.....	184		" de coton imprimé.....	62	
Tannique, acide.....	178		" de coton non coloré.....	61	
Tapioca.....	15		" de coton pour chaussures.....	96	
" farine de.....	14		" de coton pour corsets.....	63	
Tapis et carpettes.....	79		" de coton pour la fabrication des pneumatiques.....	89	
" d'Axminster.....	79		" de coton pour planches d'arcade.....	92	
" de Bruxelles, Wilton.....	79		" de coton teint.....	82	
" de chanvre ou de jute.....	70		" en crin.....	83	
" de foyer et descentes de lit.....	80		" de jute.....	69	
" de laine.....	79	253	" de laine.....	77	254 303
" de velours.....	79		" de lin, etc.....	68	
" d'Orient.....	79		" de saxo.....	62	
" doublure de.....	90		" de soie.....	72	
" en fibre de coco.....	84		" de soie artificielle.....	82	
" en liège.....	87		" en toile.....	68	
" en paille.....	85		" enduits ou imprégnés.....	87	
" façon d'Ecosse.....	79		" non élastiques.....	91	
" n. 6.....	90		" pour la fabrication de toile à imprimer.....	87	
" tapisserie et tapis de velours.....	79				

Articles.	Importations.		Exportations.		Articles.	Importations.		Exportations.	
	Page	Page	Page	Page		Page	Page	Page	Page
T					T				
Tissus pour la fabrication de rubans de dactylographes (coton)	63				Trèfle, rouge, graine de	35	231		
" textiles, fibres	59	252	303		Treillis de fer ou d'acier	122			
" (récapitulation)	92	255	303		" en fil de cuivre	151			
Tableaux, papier pour l'impression des	263				" en fil de laiton	150			
Talis à plateau	73				Trémies automatiques	133			
" à reliure	61				Tresses en crin	83			
" à voiles en coton		252			Tricotés	81			
" articles en	71	253			" de laine	78			
" cirés	87	255			Tricycles	144			
" de l'Inde	62				" parties de	143			
" d'émeri	172				Tringles de rideaux et supports de	214			
" essuie-mains en	68				Trinitrotoluol	184			
" fil de	68				Tripoli		289		
" métallique	122				Trompes pour automobiles	142			
" en fil de cuivre	151				Trophées gagnés dans les concours	153			
" en fil de laiton	150				Trou-madame, billes, queues, râtaux				
" napperons en	70				" pour	199			
" papier pour faux-cols	106				" tables de	199			
" pour essuie-mains	68				Truite		236		
Toilette, nécessaires de	203				Tubes de chaudières, en fer forgé ou				
" papier de	105				" acier	119			
" préparations de	188				" de radiotéléphonie	157			
" savon de	189	294			" en aluminium	148			
Toliture, ardoise à	173				" en bronze ou en cuivre	181			
" en amiante		286			" en cuivre	151	281		
" papier à	105	264			" en étain	154			
Tôle appelée fer-blanc	116				" en fer ou en acier	119	266	304	
" cannelée, à toitures		279			" en laiton	149	280		
" d'acier pour les barres de tondeuses, etc.	117				" en platine	153			
" d'acier pour les lames de faucheuses	118				" en zinc	154			
" d'acier pour les navires	119				" et cônes en papier	105			
" d'aluminium	148	279			" lames de fer ou d'acier pour	117			
" de cuivre	151	281			Tubercules	32			
" de fer ou acier	118	266	304		Tuf calcaire	172			
" galvanisée	117				Tuiles creuses pour cloisons	163			
" de fer plaquée d'étain	116				Tuiles de drainage	163			
" de laiton	149	280			" en grès, en pierre pour les planchers en mosaïque	163			
" de nickel	152				" en terre, n.a.6.	163			
" de zinc	154				" réfractaires à bâtir	163			
" du Canada	116				Tulipes, bulbes de	32			
" pour navires	119				Tulipier	95			
Tuiles	9				Tulle-bobin	64			
" en boîte	10	218			Tullipi frais		237		
Tondeuses de gazon	137	272			Tunnels, matériaux utilisés dans la construction des	210			
Tonnellerie	97	261			Turbines	140			
Touquin, fibres du	22				Tuyaux de cheminée ou d'aération	163			
Topographiques, globes	205				" d'égoût, de drainage	163			
Torçieuses	132	272			" en bois encorclés de fil métallique	120			
Torsions	122				" en bois encorclés de fil de fer	122			
Tourilles	184				" en fonte	119			
Toutures	42				" en platine	153			
" écaille de	43				" en plomb	151			
Toutures de piano	43				" et accouplements en fer et acier	120	266	304	
Tournesol	39				" lames de fer ou d'acier pour	117			
" graines de	37				Tweeds	78			
Tournoquets en métal	160								
Tourteaux oléagineux	29	226							
Tours actionnés par force motrice	137								
Tourterelles religieuses	108								
Tourterelles agricoles	129								
" réparations aux	129								
" excavateurs	129								
" n.a.6.	144	278							
Traineaux et parties de	208								
" de bêtes	208								
" et parties	208								
Traine, machines à	125	267							
Tramites	108								
Transformateurs	157								
Tramways, voitures pour	144								
Travaux imprimés, lithographies	107	264	304						
Traverses de voies ferrées	93	257							
" en fer, en acier	147								
" métalliques	146								
Trayouses	125	267							
Trèfle, graine de	36	231							
" à brèche, graine de		231							
					U				
					Urinoirs	141			
					" en terre cuite	164			
					Ustensiles de cuisine en aluminium	148	279		
					" de ménage en aluminium	148			
					" en bois	100			
					" en étain	141			
					" en fer ou en acier émaillés	141			
					" en nickel	141			
					V				
					Vaccin, articles pour pointes de	211			
					" et pointes sur ivoire	213			
					Vache, peaux de	50	244		
					Vachettes, peaux de	50	244		

Articles.	Importations.		Exportations.		Articles.	Importations.		Exportations.	
	Page	Canadiennes.	Etrangères.	Page		Page	Page	Canadiennes.	Etrangères.
V					V				
Vaisseaux, articles en fer, acier, bronze					Vêtements en coton	64	252		
" pour	147				" en laine	80	254		
" construits en pays étrangers	207				" en soie	74			
" navires et embarcations	207	298			" en soie artificielle	83			
" poutres, tôles, plaques, etc.	119				" en tissu huilé	89			
" réparations aux	207				" en toile	69			
" vendus à d'autres pays		298	307		" légués à des institutions de bienfaisance	202			
Vaisselle	163				" sacerdotaux	88			
Valériane, racines de	39				" tricotés	88			
Valeurs financières, papier pour		263			Viandes en conserve	54	247		
Valises	203	297			" extraits de	54			
Valves en bronze	149				" fraîches, frigorifiées ou congelées	53	246		
" en fer et en acier	147				" fumées et séchées	54			
" en porcelaine pour pompes	133				" salées, n.a.é.	54			
Vanille en gousses	22				" suc de viande de bœuf	54	247		
Vanilline	199				Vieilleseries	212	299		
Vapeur, canots, yachts à	207				Vif argent	213	264		
" machines à	124	267	304		Vigne, ceps de	159			
" moteurs à	124				Vilebrequins	31			
Varech	39				Vins	141			
Vaseline	170				" esprit de	27	226		
Vases sacrés	211				" médicinaux	179			
Veau, peaux de	50	244			" mousseux	181			
" peaux de, tannées	51				" non mousseux	27			
Végétal, fumier	39				Vinaigre	24	225		
Végétale, fibre	83				Viroles pour agrafes de corsets	141			
" huile, comestible	15				Vis	131	271		
" huile, non comestible	29	227			" à bois	131			
Végétales, substances et produits agricoles	2	216	302		" de carrosserie, etc.	131			
Végétales, substances et produits agricoles (récapitulation)	40	233	302		Vison, peaux brutes de	49	244		
Véhicules automoteurs	144	278			Vitre, verre à	166			
" en fer	142	273			Vitraux	167			
" n.a.é.	207	299	305		" verre à	167			
" pièces détachées, n.a.é.	208				Vitrines	213	300		
Velours de soie	73				Vitriol	191			
" tapis de	79				Voiles, auvents		255		
" tapisserie de	79				" cordages à	68			
Velvetine	63				" linons, etc.	62			
Vent, moteurs à	129				" pour navires et bateaux	70			
Vermicelle	14	223			" toile à		252		
Vernis	188	293	306		Voitures	207			
" à l'alcool	188				" automotrices, parties de	144			
" et peintures	187	293	306		" de bûches	207			
" siccatifs	188				" de fermes	208			
Verre et verrerie	165	287	306		" de livraison	208	299		
" à vitre	166				" de ménagères	199			
" à vitraux	167				" de promenade	207	299		
" blanc opaque	167				" de tramways	144			
" bocaux en, pour piles électriques	209				" motrice pour chemins de fer	144			
" bouteilles	166				" pièces de, en bois	93			
" brisé	213				" pièces détachées, n.a.é.	208			
" de couleur, de fantaisie	167				" pour ruines	125			
" de lampes	166				Volaille en conserve	54	247		
" étamé, biscauté ou non	167				" n.a.é.	53	234		
" étamé pour phares d'auto.	167				" parée ou non		247		
" objets en	168				" pour l'amélioration de la race	41	234		
" en feuilles	167				Voliges	95			
" papier de	172				Voûtes, portes de	147			
" peint, etc.	167				Voyage, couverture de	81			
" pour appareils photographiques	205								
" pour la fabrication de plaques sèches	166								
" pour instruments d'optique	165								
" taillé	165								
" uni, colorié	167								
Verrerie de table	166								
" pour l'éclairage	166	287							
Versoirs de charmes	146				W				
Vert de gris	190				Wagons de chemins de fer	144	278	305	
" de Paris	187				" à bestiaux	144			
Vêtements	69	255			" à charbon	144			
" appartenant à des sujets britanniques décédés à l'étranger	201				" à marchandises	144			
" coton à	65				" à voyageurs	144			
" dessins et croquis	108				" parties de	144	278	305	
" en enroucheou et imperméabilisés	34	228			Wagons citernes	144			
					" foudres	144			
					Wagonnets à billots	139			
					Whiskey	26	226	302	
					Worsted	79			

Articles.	Importations.	Exportations.		Articles.	Importations.	Exportations.	
		Canadiennes.	Etrangères.			Canadiennes.	Etrangères.
	Page	Page	Page		Page	Page	Page
X				Z			
Nantlates	178			Zibeline.....	41		
Nyons.....	179			Zinc et ses dérivés.....	154	283	
Nyons.....	179			" anodes.....	159		
				" blanc de.....	187		
				" chlorure de.....	191		
				" oxyde.....	187		
				" sulfate de.....	191		
Y				Zircon (silicate de zirconium).....	182		
Yachts à voiles.....	207			Zirconium, oxyde.....	162		
" automobiles.....	207						

INDEX

(L'index français se trouve page 309)

Articles.	Imports.			Exports.		
	Page	Canadian.	Foreign.	Page	Canadian.	Foreign.
A	Page	Page	Page	Page	Page	Page
Abdominal supports	206			Alum	189	
Abrasives	171	289		Alum cake	190	
" artificial, in bulk	171	289		Alumina	148	
" wheels	171	289		" sulphate of	190	
Absinthe	26			Aluminium	148	279 305
Absorbent cotton	91			" acetate of	183	
Acetate of aluminium	183			" chloride and chloralum	189	
" of calcium	192			" scrap	270	
" of lead	191			Amalgam cleaners	133	
" of lime	192	294		" safes	133	
Acetic acid	177			Amaranth	94	
Acetone and amyl acetate	197			Amber gum	27	
Acid phosphate	196			Amber, ornaments of	212	
" of lime	185			Ambergris	56	
Acids	177	291		Ammeters for motor vehicles	142	
Acorn root	39			Ammonia, aromatic spirits of	198	
Acorn nuts	20			" nitrate of	190	
Adding machines	136	272		" perchlorate of	184	
Adhesive felt	90			" sulphate of	185	292
" paste	39			Ammoniac, sal	190	
Admiralty charts	106			Ammunition (except explosives)	212	
Advertising bills, etc.	107			Amusement goods	199	295
" chromos	107			Amyl acetate	197	
" pamphlets of all kinds	107			Amyl alcohol	178	
Aerated waters	204	297		Anatomical preparations	205	
Aeroplanes	207	299	307	Anchors	145	
African teak	94			Anchovies	47	
Agate ware	141			Angles, iron	119	
Agricultural and Vegetable Products	2	216	302	Angostura	26	
" (Recapitulation)	40	233	302	Aniline dyes	182	
Agricultural food products, n.o.p.	2	225	302	" oil, crude	182	
" implements	125	267	304	" salts	182	
" articles for	145			Animal manures	58	
" mfr. of	145			Animals and Animal Products	40	233 303
" iron in pig for	110			" (Recapitulation)	59	252 303
" handles for	98			" for exhibition	40	233 303
" parts of	129	270		" for improvement of stock	41	234
" tubing for	120			" living	40	233
" products, n.o.p.	40	233		" products of, n.o.p.	59	252
Air compressing machines	137			Anise seed	21	
Air guns	146			Anise star	21	
Airifiers	138			Annatto, liquid or solid	182	
Alabaster, ornaments of	212			" seed	35	
Albumen, blood and egg	57			Anodes, nickel, zinc, copper, silver, gold	159	
Albumenized paper	104			Anodes of nickel-silver	152	
Album insides of paper	106			Anodynes	191	
Alcohol, industrial	178	292		Anthracite coal	184	
" wood	179	292		Antimony	190	
Alcoholic perfumes	188			Antimony or regulus of	159	
Ale, ginger	204			" salt	190	
" porter, lager and other beer	25	226		" salts for dyeing	182	
Alewives, salted	23	237		Antiquities, collections of	205	
Alfalfa clover seed	35	231		Antiseptical surgical dressings	91	
Alizarine	182			Anvils	141	
Alkaloids and their salts	180			Apparatus, electric	156	284 305
Alkanet, crude	39			" for hospitals	205	
Alligator leather	51			" philosophical and scientific	205	298 307
Alloys	155			" radio	157	284 305
" cobalt	111	285		" wireless	157	
" ferro	111	265		" X-ray	206	
Alluvial gold mining machinery	133			Apparel, artificial silk	83	
" pipe for	120			" cotton	64	
Almanacs	107			" linen	69	
Almonds not shelled	7			" n.o.p.	81	255
" shelled	8			" of subjects dying abroad	201	
Alpaca hair	75			" silk	74	
" woven fabrics	77			" woollen	80	
" yarn	76			Apple trees	51	
Alaska clover seed	231			Apples, dried	3	216

Articles.	Imports.			Exports.		
	Page	Canadian.	Foreign.	Page	Canadian.	Foreign.
B				B		
Beaver skins	188			Bituminous coal		164
Beard ornaments	201			" substances, n.o.p.		176
Beans, iron, for ships	119			Black carbon		186
" rolled	119			Blackberries		2
" weighing	147	279		Blackheart		94
Beans, baked, in cans	10	218		Blacking, shoe		197
" cocoa	19			Blacks, lamp, bone and ivory		186
" locust	38			Blades, safety razor		130
" medicinal	38			Blanc fixe		186
" n.o.p.	11	219		Blank books		108
" seed	35			Blanketting and lapping		209
" soya	29			Blankets, cotton		63
" tonquin	22			" horse		91
" vanilla	22			" press		90
Beaver skins		243		" wool		81
Bed fasts, steel for	114			Blanks for corsets, steel		210
" quills, cotton	66			" knife		146
" " linen	70			" nut and bolt		131
" stands, tubing for	119			" spade and shovel		147
Beer, fluid extract of	54	247		Blast furnace engines		132
" fresh	53	246		" " machinery		132
" pickled, in barrels	53	247		" " slag		185
Beer	25	226		Blasting powder		184
Bees	42			Bleached wood pulp		99
Beeswax	56			Blinds		201
Beet seed	35			" paper, window		106
Beets, sugar		217		Blister, copper		280
Beets	159			Blocks, aluminium		146
Beating, leather (unmanufactured)	50			" brass		149
" n.o.p.	89			" cars and tackle for logging		
" of cotton	65			" purposes		139
" of leather	52	245		" copper		150
" of rubber	34	227		" gun, last, oar, wagon		93
Beats, cartridge	199			" lead		151
" except silk	201			" nickel		152
Beats of all kinds	2	216		" silver		153
" medicinal	38			" tin		154
Beverages, alcoholic	25	226	302	" wooden, for mfr. of ten pins		93
" brewed	26	226		" zinc		154
" distilled	26	226		Blooms		111
" fermented	27	226		Blotting paper		104
" 2 1/2%	26			Blouses, cotton		64
Bibles	108			" silk		74
Bicarbonate of potash	193			Blowing engines		132
" of soda	194			Blowers		134
Bichloride of tin	191			Blueberries		2
Bichromate of potash	193			Blue prints		107
" of soda	194			Blue vitriol		191
Bicycle rim strips of maple	98			Bluing, laundry		197
" tires	34	229		Board, card and paste		101
Bicycles	143	278		" leather		101
" parts of	143	278		" mill		101
Birds, hickory	93			" straw		102
" n.o.p.	111	265		" wall, pulp and fibre		102
" steel, not less than 60 pounds	111			Boards and planks		95
Billiard tables	199			" cork		97
Bills, advertising	107			Boats, life, etc		210
" of exchange, forms of	108			" open, sail, skiffs, etc		207
Bismarsinite of soda	194			Bobbinet		64
Binders	125	268		Bobbins of wood		100
Binders' board	101			Bodies for locomotives		125
Binder twine	84	254		" " motor vehicles		143
" articles for mfr. of	209			Boiler plate		116
Binding attachments	125			Boilers		123
" machines (paper)	136			Boiler tubes		119
Binitrotolual	184			Bolting cloth, silk		73
Birch planks and boards		257		Bolts, heading		93
Bird cages	160			" iron and steel		131
" skins	57			" shingle		93
Biscuits, not sweetened	14			" stave		93
" sweetened	14	223		Bond paper		103
Bismuth	159			Bonds		108
" salts	191			Bone ash		43
Bisulphate of soda	194			" black		186
Bisulphide, carbon	197			" charred		43
Bisulphite of soda	194			" dust		43
Bitters, alcoholic	26			" meal		43
Blind and seals	27			" sash		43
				Bones, crude		27

Articles.	Imports.			Exports.		
	Page	Canadian.	Foreign.	Page	Canadian.	Foreign.
B						
Bonnets	88					
Book paper	102	263				
Books and printed matter	109	264				
“ donations for charitable purposes	202					
Bookbinders' cloth	61					
“ machines	136					
Boot laces of cotton	65					
“ n.o.p.	202					
“ specially constructed	201					
Boots, horse	52					
“ leather	51	246				
“ n.o.p.	202					
“ rubber	34	228				
“ wire for	161					
“ with canvas uppers	202					
“ with felt uppers	202					
Boracic acid	177					
Borax	194					
Bort	171					
Botanical specimens	205					
Bottles, glass	165					
“ hot-water, rubber	34					
Bowls, steel, for cream separators	125					
Boxes, fancy	211					
“ hat	203					
“ paper	105	264				
“ wood	100					
Boxwood	94					
Braces	88	255				
“ spinal	206					
Brads, iron	131	271				
Braid, round elastic	91					
Braids, artificial silk, for mfr. of hats	90					
“ cotton	65					
“ hair	83					
“ of chip, etc.	90					
“ n.o.p.	202					
“ textile, n.o.p.	90					
Bran	13	221				
“ rice	13					
Brandy and imitations of	26					
Brass and copper nails and tacks	160					
“ tubing	161					
“ and manufactures of	149	280	305			
“ band instruments	204					
“ rivets, etc.	161					
Brassières		255				
Brattice cloth	87					
Brazil nuts	7					
Bread		223				
“ passover	14					
Breads, sweetened	16					
Breadstuffs, other, n.o.p.	15					
Brick and tile	162	286				
Bridges, boundary, materials for	210					
“ iron	119					
Brimstone	176					
Briquette-making machines	137					
Bristles, animal	52					
“ vegetable	38					
Bristol boards	101					
Britannia metal, manufactures of	155					
“ pig and bar	155					
British gum	28					
Brocade and bronze powders	186					
Bromide, cyanogen	197					
Bromides	191					
Bromine	191					
Bronze, phosphor	155					
“ powders	186					
“ works of art	160					
Brooders	212					
Broom corn	38					
Brooms and whisks	202	296				
Brown earthenware, etc.	163					
Brushes	200	296				
Brussels carpets	79					
Buckle clasps, steel for	114					
Buckles, iron or steel, brass, copper	160					
B						
Buckram	89					
Buckhorn fencing, steel for	122					
“ wire	122					
Buckwheat	12	218				
“ flour or meal	13					
Buddles, iron	134					
Buggies	207	299				
Builders' hardware	131					
Building blocks	163					
“ brick	162	286				
“ paper	105	264				
“ plans	107					
“ stone	172	289				
Bulbs, flower	32					
“ lamp	166					
“ medicinal	38					
“ tulip	32					
Bullets, lead	151					
Bullion and coin, gold	214	300	307			
“ furnaces	133					
“ gold	214	300	307			
“ or gold fringe	153					
“ silver		283				
Buoys, gas	145					
Burgundy pitch	28					
Burners, collars, etc.	157					
Burrs, brass and copper	161					
Burrstones	173					
Bushes	31					
Business machinery	136					
Busks for corsets	210					
Butter	55	248				
“ peanut	25					
Button blanks	43					
Buttons, collar and cuff	202					
“ shoe	202	296				
Butts and hinges	130					
“ jute	67					
C						
Cabbage	9					
Cabinet furniture, metal	145					
“ wood	100					
“ organs	204					
Cabinetmakers' hardware	131					
Cabinets of antiquities, coins or medals	205					
Cable chains for vessels	123					
Cables, wire, copper	151	281				
“ iron	122					
Caffeine and salts of	180					
Cages, bird, rat and squirrel	160					
Cake, alum	190					
“ oil, cotton seed	29	226				
Cakes	16					
Calcareous tufa	172					
Calcium acetate	192					
“ chloride	192					
Calculating machines	136	272				
Calendars, advertising	107					
Calf skins and hides	50	244				
“ dressed	51					
“ raw	50	244				
Calumba root	39					
Cambrics	62					
Cameras and camera parts	160	298	307			
“ lenses and shutters for	205					
“ parts of, in the rough	160					
Camphor	197					
Camwood and extract of	182					
Canada plates	116					
Canary seeds	37					
Candied peel	16					
Candle-wick, braided	65					
Candles, n.o.p.	56	296				
“ paraffine wax	171					
“ stearic acid for	178					

Articles.	Imports.		Exports.		Articles.	Imports.		Exports.	
	Page	Page	Page	Page		Page	Page	Page	Page
Candy, sugar	17	224			Cases, clock	155			
Cane, split	92				“ for jewels, silverware, etc.	202			
“ sugar, shredded	18				“ for watches	202			
Canes for umbrellas, parasols, etc.	99				“ gun, pistol, etc.	199			
“ of all kinds	99				“ musical instrument	203			
Cannas	32				“ ornamental	211			
Canned fish (total)	47	240			“ show	213	300		
“ fruits	5	217			“ watch	155			
“ meats	54	247			Cash registers	136			
“ milk	55	249			Casings, sausage	58	252	303	
“ vegetables	10	218			“ tire (rubber)	35	229		
Cannons and cannister powder	185				Caskets	100	262		
Cannons	146				Cassava flour for explosives	38			
Cannots	207	298			“ food	13			
Cans, tin	141				“ root, unground	15			
Canton flannels	61				Cast-iron pipe	119			
Canvas for ships' sails	68				Castile soap	189			
“ of jute	68				Castings, all kinds	112	265	304	
“ shoes		228			Castor oil	29			
Caoutchouc	33				Cast scrap iron	111			
Capes, fur	50				Catalogues	107			
Caps, brass, for batteries	149				Cat-gut	57			
“ cloth	88	255			Catsups	11	218		
“ for umbrellas	146				Cattle food containing molasses	38			
“ fur	50				Cattle for exhibition	40			
“ iron and nickel, for whips	211				“ improvement of stock	41	234		
“ milk bottle, paper	105				Cattle for menageries	199			
“ persussion	211				Cattle, other	42	234		
Caraway seed	21				“ skins	50	244		
Carboic oil	165				Caustic potash	193			
Carbon bisulphide	197				“ soda	194			
“ black	186				“ in solution	194			
“ dioxide or carbonic acid gas	196				Cedar logs		256		
“ electrodes	175	291			“ planks and boards	94	257		
“ tetrachloride	197				“ Spanish	95			
Carbons and carbon points	175				Celery	9			
Carborundum	171	289			Celluloid and manufactures of	179			
“ wheels	171				Celluloids of books, etc. (stereotype)	157			
Cardboard	101				Cellulose products	179			
Carded sliver of cotton	59				Cement	173	290		
“ vegetable fibre	67				“ mangle machines	137			
Carboys, glass	166				“ rubber	34			
Carburetors, brass	149				Centrifugal machines	125			
“ for motor vehicles	142				Cereal foods	14	223		
Card cases	203				Cerium, nitrate of	210			
“ clothing, machine	212				Chains of hair	83			
Cardamom seed	21				“ iron or steel	123	267		
Cards, playing	108				Chalk and chalk stone	173			
Cardium stock, seedling	32				“ prepared	173			
Carpet bags	203				Chamois skins	51			
Carpet linings	90				Champagne	27			
“ sweepers	132				Channels, iron	119			
Carpeting, cocon	84				Chaplets for mfr. of stoves	147			
“ hemp and jute	70				Charcoal	100	262		
“ straw	85				Charts	106			
Carpets, cork	87				Chasea	158			
“ n.o.p.	90				Chassis for locomotives	125			
“ woollen	79	253			Cheese	55	249		
Carriage hardware	131				Chemical compounds for dyeing or tanning	182			
“ nuts	203				Chemicals and Allied Products	177	291	306	
“ rails, tubing for	120				“ (Recapitulation)	199	295	306	
Carriages	207	299			Chenille	90			
“ children's	207				Cheques	108			
“ for menageries	199				Cherries	2			
“ parts of	208	299			Cherry lumber	94			
Castor seed	35				“ trees	31			
Cast, blocks and tackle for logging purposes	139				Chessmen, draughts, etc.	43			
“ railway	144	278	305		Chestnut lumber	94			
“ parts of	144	278			Chewing gum		224		
Cassens, paper		264			Chicle gum	28			
Castrolge belts	199				Chickens, newly hatched	41			
“ cases	211				Chicory	19			
Cartridges, gun, rifle and pistol, etc.	212	299			Chimney linings	163			
Carts	207	299			“ tops	163			
Casson	55	249			Chimneys, glass, lamp	166			
Cass, card	203				China clay	161			
“ cartridge	211				“ glass saws	173			

Articles.	Imports.	Exports.		Articles.	Imports.	Exports.	
		Canadian.	Foreign.			Canadian.	Foreign.
C	Page	Page	Page	C	Page	Page	Page
China ware.....	163			Clothing, silk.....	74		
Chinawood oil.....	29			" woollen.....	81	254	
Chip for hats.....	90			Clover seed.....	35	231	
Chipboard.....	101			Cloves, unground.....	21		
Choralum.....	189			Coaches, railway.....	144	278	305
Chlorate of potash.....	193			Coal and its products.....	164	287	306
" soda.....	195			Coal, anthracite.....	164		
Chloride of aluminium.....	189			" augers and drills.....	134		
" antimony.....	190			" bituminous.....	164		
" calcium.....	192			" cutters, percussion.....	134		
" lime.....	192			" cutting machines.....	133		
" zinc.....	191			" ex-warehoused.....	164		
Chlorine, liquid.....	191			" handling machines.....	137		
Chloroform.....	197			" heading machines.....	133		
Chocolate.....	19			" lignite.....	164	286	
" paste or liquor.....	19			" washing machinery.....	137		
Choke coils.....	156			Coal oil fixtures.....	157		
Chrome fire brick.....	162			" refined.....	170	288	
" steel.....	111			Coal tar.....	165	287	
Chromium, nickel.....	152			" base or salt.....	182		
Chromos.....	107			" dyes.....	182		
Chromotypes.....	107			Coated paper for magazines, etc.....	102		
Chronometers.....	160			" products, iron.....	141	272	
Church vestments.....	88			Coats, fur.....	50		
Churns, earthenware.....	163			Cobalt alloys.....	285		
" wood.....	100	261		" metallic.....	285		
Cider.....	6	217		" ore.....	158	284	
Cigar and cigarette box labels.....	108			" oxides.....	187	295	
" cases.....	203			" salts.....	205	295	
" holders.....	203			Cocaine.....	180		
Cigarette paper in packets.....	104			Cochineal.....	183		
" in rolls.....	104			Cocca and chocolate, preparations of.....	19		
Cigarettes.....	37	232		" beans, not roasted.....	19	254	
Cigars.....	37	232		" butter.....	19		
Cinders.....	287			" carpeting.....	84		
Cinematograph films.....	199			" mats and matting.....	84		
Cinnabar.....	158			" paste or liquor.....	19		
Circuit breakers, electric.....	157			" rugs.....	84		
Citron rinds in brine.....	5			" shells and nibs.....	19		
Citric acid.....	177			Cocoanut oil.....	15		
Clams, canned.....	240			" not edible.....	29		
" fresh.....	235			Coconuts and preparations.....	7		
Clapboards.....	95			Cocoboral.....	94		
Clasps for purses, etc.....	141			Coccons, silk.....	71		
" of iron, steel, brass or copper.....	160			Cocaine and salts of.....	180		
Clays and manufactures of.....	161	286	306	Codfish, boneless, canned or preserved.....			
Cleaners, vacuum, electric.....	132	271		" n.o.p.....	240		
" hand.....	132			" dried.....	45	238	
Cliff stone.....	173			" fresh.....	44	235	
Cloaks, fur.....	50			" smoked.....	45	238	
Clock keys.....	155			" wet salted (pickled).....	46	238	
" springs, etc.....	140			Cod liver oil.....	56	250	
" steel for.....	114			Coffee.....	20	225	
Clocks.....	155	283		" condensed.....	20		
" for automobiles.....	142			" extract of.....	20		
Closets, earthenware.....	164			Coffins.....	100	262	
" iron.....	141			Coin and bullion.....	214	300	307
Cloth, bolting.....	73			" copper.....	300	300	307
" bookbinders'.....	61			" foreign, except gold.....	153		
" coated.....	87			" gold.....	214	300	307
" felt.....	77			" silver.....	153	300	307
" hair.....	83			Coins, cabinets of.....	204		
" lined packing paper.....	102			Coir and coir yarn.....	84		
" molhair.....	77			Coke.....	165	287	
" sized, for print-cloth.....	87			Coke, ground, for batteries.....	165		
" window-shade.....	86			" producing machinery.....	138		
" woollen.....	77			Collapsible tubes.....	154		
Clothes carriers, tubing for.....	120			Collar cloth paper, union.....	106		
" lines (iron).....	122			Collars, cotton.....	64		
" wringers.....	132	272		" linen.....	69		
Clothing, artificial silk.....	83			" zylonite or celluloid.....	88		
" cotton.....	65	252		Collections of antiquities for institutions.....	205		
" donations of, charitable.....	202			" of medals, coins, etc.....	205		
" horse.....	91			Collodion.....	179		
" india-rubber.....	34	228		Cologne water.....	188		
" linen.....	69			Colours, dry.....	187		
" n.o.p.....	81	255		Columns, iron and steel.....	119		
" oiled.....	89			Comb blanks.....	179		
" safety-made.....	81			Combs.....	286		

Articles.	Exports.			Articles.	Exports.		
	Imports.	Canadian.	Foreign.		Imports.	Canadian.	Foreign.
C	Page	Page	Page	C	Page	Page	Page
Commercial blank forms	108			Cotton, waste	85	252	
Communion sets	211			Cotton seed cake and meal	29		
Compasses	160			" oil for food	15		
Composition metal	159			" oil not for food	30		
" ornaments	212			Counterpanes, cotton	66		
Compressors, air	137			" vegetable fibres	70		
Concentrates of copper	150			Covering, magnesia pipe	176		
Concrete mixing machines	137			Cover papers	102		
Condensed milk	55	249		Covers, gun or pistol	199		
Condensers, platinum	153			Cranberries	2		
Cones for ball bearings, steel for	115			Cranes	137		
" paper, for winding yarns	105			Crapes	90		
Confectionery	16	224		Crates, wood	100		
" chocolate	16			C. C. or cream-coloured ware	163		
" labels for	108			Cream, fresh	54	248	
Consuls General, articles for	209			" of tartar, in crystals	192		
Containers	200	296	307	" separators	125	267	
" paper	105			" " materials for	145		
" tin	141			" " steel bowls for	125		
Contractors' outfits		299	307	" sizing	28		
Controllers, electric	157			Creosote oil		287	
Cooking apparatus, electric	156	284		Creosoted lumber	94		
Cooperage	97	261		Crepe paper	104		
Copd gum	28			Cresylic acid	177		
Copper and brass nails	160			Crinoline, steel wire for	121		
" tubing	161			Crochet cotton	60		
" and manufactures of	150	280	305	Crocks, earthenware	163		
" anodes	159			Crossings for railways	147		
" coin		300	307	Crowns, hat and bonnet	88		
" oxide of	187			Crucible sheet steel	118		
" plates for mining operations	133			Crucibles, clay or sand	164		
" rivets	161			" platinum	153		
" sub-acetate of	190			" plumbago	168		
" sulphate of	191			Crushers, grain	127		
" dehydrated	191			" ore and rock	134		
Concrete	190			Crutches	100		
Copra, not prepared	7			Crystals, tin	191		
Card, gut	57			Cryolite	148		
Carded ribbon for the manufacture of				Cudbear, extract of	183		
" hats	91			Cubic nitre	185		
Cardage and twine, n.o.p.	86	254		Cues, billiard and cue tips	199		
Cardage, cotton	60			Cuffs, cotton	64		
" manila	86			" linen	69		
Cardinals	26			" xylonite or celluloid	88		
Cardovan leather	51			Cultivators	126	269	
Cards, cotton	60			Cultures, ferment	25		
" fancy braids, etc.	202			Cumin seed	21		
" hair	83			Cups and cones for ball bearings, steel			
Carduroys	63			" for	115		
Core drills	133			" brass	149		
Coriander seed	21			" paper, pocket sputum	106		
Cork manufactures	97			" won as prizes	153		
" matting	87			Curling stones	174		
" wood or cork bark	92			Current bushes	31		
Corks	97			Currants, dried	4		
Corn	32			" green	2		
Corn, canned	10			Curtain stretchers	100		
" cracked, dried, etc.	13			Curtains, cotton	65		
" flour	13			" n.o.p.	90		
" Indian	12	219		Cusk (see pollock)	16		
" meal	13	221		Custard powders			
" starch	39	223		Catch	184		
" syrup	17			Cut flowers	32	227	
Cornice poles	214			Cutlery	130	270	305
" window	214			" cases for	202		
Cornwall stone	173			Cutouts, electric	157		
Correct chisels, bunks, steels, etc.	210			Cutters	208		
" fabrics of cotton	63			" coal, percussion	134		
" steels, steel for	114			" fodder or feed	127		
Corsets of cotton	64			" paper	136		
" of silk	74			Cuttings, tobacco		232	
" of all kinds	88	255		Cyanamid	185	263	
Cosmetics	188			Cyanide of potassium	197		
Costumes and scenery, theatrical	190			" sodium	196		
Cotton	57			Cyanogen bromide	197		
Cotton and manufactures of	59	252	303	Cycles, motor	144		
" gins	59			Cyclometers	137		
" spindles	85			Cylinders for phonographs	205		
" threads	52			" iron and steel	145		

Articles.	Imports.			Exports.		
	Page	Canadian.	Foreign.	Page	Canadian.	Foreign.
E						
Essential oil.....	30					
Etchings.....	206					
“ artists' proof, unbound.....	106					
Ether, nitrous.....	198					
“ sulphuric.....	198					
Ethyl alcohol.....	179					
Ethylene glycol.....	198					
Eucalyptus oil.....	30					
Excelsior or wool of wood.....	100					
Exhibition, animals for.....	40	233	303			
“ articles for.....	209					
Explosives.....	184	292				
Express parcels.....	212					
Extension rods for windows, tubing for.....	120					
Extracts, urchill or cudbear.....	183					
“ beef.....	54	247				
“ camwood and sumac.....	182					
“ coffee.....	20					
“ containing spirits.....	25					
“ fustic, logwood.....	183					
“ hemlock bark.....		292				
“ indigo.....	183					
“ milt.....	25					
“ mients.....	54	247				
“ oak and quebracho.....	183					
“ saffron.....	183					
Ex-warehouse articles, excise.....	209					
“ “ ships' stores.....	209					
Eyebar blanks, iron and steel.....	118					
Eye-glasses.....	168					
Eye-glass frames.....	203					
Eye-glass frames, parts for.....	159					
Eyebats for corsets and shoes, etc.....	160					
Eyes for corset clasps.....	141					
F						
Fabric, cotton, rubberized.....	86					
Fabrics, artificial silk.....	82					
“ coated or impregnated.....	86					
“ cotton, piece dyed.....	82					
“ “ printed.....	62					
“ “ for the manufacture of.....		252				
“ “ tires.....	89					
“ “ woven, bleached.....	62					
“ “ woven, unbleached.....	61					
“ “ yarn, dyed.....	63					
“ flax.....	60					
“ jute, woven.....	69					
“ silk.....	72					
“ woolen.....	77	254	303			
Face landing machines.....	134					
Fancy goods.....		295	307			
Fanning mills.....	127					
Fans.....	203					
“ electric.....	156					
Fashion plates.....	108					
Fasteners, glove, etc.....	160					
Featherbone in coils.....	44					
Feathers, artificial.....	210					
“ bed, dressed.....	44					
“ “ undressed.....	44					
“ fancy.....	44					
“ ostrich, dressed.....	44					
Feeders, automatic, iron.....	133					
“ self, for threshing machines.....	127					
Feed cutters.....	127					
Feed, mill.....	13					
Feldspar.....	174	290				
Felices (wood).....	93					
Felt, adhesive.....	90					
“ board for gunwads.....	104					
“ cloth.....	77					
“ hats.....	88					
“ manufactures of.....		255				
“ pressed.....	81					
Fence posts.....	93	256				
Fencing balls.....	145					
“ wire.....	122	266				
“ “ black thorn and strip.....	122					
F						
Fennel seed.....	21					
Fenugreek seed.....	21					
Ferment cultures.....	25					
Ferns.....	32					
Ferro-alloys.....	111	265				
Ferro-manganese.....	110	265				
Ferro-silicon.....	110	265				
Ferrules for umbrellas.....	146					
Fertilizers, articles for mfr. of.....	209					
“ chemical.....	185	292				
“ compounded.....	185	293				
“ machinery for mfr. of.....	139					
“ phosphate rock.....	174					
“ (tankage).....	59					
“ unmanufactured.....	212					
Fibrills.....	87					
Fibre kartavert, etc.....	100					
“ munia.....	84					
“ Mexican, etc.....	84					
“ sisal.....	84					
“ vegetable, n.o.p.....	84					
“ wall board.....		262				
Fibres, Textiles and Textile Products.....	59	252	303			
“ (Recapitulation).....	92	255	303			
Figs, dried.....	4					
Filberts.....	8					
Files.....	142					
Fillers.....	187					
Fillets, cotton and rubber.....	65					
Films for moving picture machines.....	199	298	307			
“ “ photographers' use.....	199	298	307			
Filters (mining).....	135					
“ oil, for motor vehicles.....	142					
Fir, Douglas, logs.....		256				
“ “ planks and boards.....	94	257				
“ “ timber.....	94	259				
Firearms.....	146	278	305			
Fire brick.....	162					
“ clay.....	162					
Firecrackers.....	184					
Fire engines.....	124					
“ extinguishers.....	137					
Fireproof paint.....	187					
Firewood.....	96	260				
Fireworks.....	184					
Fisher skins.....		243				
Fishery products.....	44	235				
Fish eggs.....	44					
“ hooks, deep sea.....	131					
“ “ n.o.p.....	200					
“ labels for.....	108					
“ lines.....	86					
“ meal.....		243				
“ “ machinery for mfr. of.....	139					
“ nets.....	86					
“ offal.....	48	243				
“ oils.....	55	250				
“ plates for railways.....	146					
“ skins for taxidermic purposes.....	57					
Fisheries, articles for use of.....	86					
“ produce of, n.o.p.....	48	243				
Fishing equipment, sportsmen's.....	200					
“ lines, n.o.p.....	86					
“ rods.....	199					
Fittings for pipe (iron and steel).....	121	266				
Fixtures, electric light.....	156					
“ gas, coal oil, etc.....	157					
Flagstones, etc.....	172					
Flannelette, cotton.....	62					
Flannel, canton.....	61					
Flannels, woollen.....	77					
Flasks, glass.....	166					
Flavouring powders.....	16					
Flax fabrics.....	69					
“ fibre.....	67	253				
“ hemp and jute, and mfrs. of.....	67	253	303			
“ seed, for sowing.....	36	231				
“ “ n.o.p.....	36	231				

Articles.	Imports.			Exports.		
	Page	Canadian.	Foreign.	Page	Canadian.	Foreign.
G						
Gloves, rubber	34					
textile	88	255				
Glucose and glucose syrups	17	224				
Gum, animal	58	251				
stock		251				
vegetable	39					
Glycerine, crude	198	295				
for explosives	198					
nitro	184					
n.o.p.	198					
Gasol, ethylene	198					
Goat skins, China	49					
dressed	50					
Goats	41					
Gold, anodes	159					
bearing, quartz, etc.		282				
beaters' moulds and skins	58					
bullion	214	300	307			
coin	214	300	307			
fringe	153					
in bars, etc.	214					
leaf	153					
liquid paint	188					
manufactures, n.o.p.	153					
medals	153					
sweepings	153	282				
Golf balls	34					
Gongs	159					
Goods free by Order in Council	211					
exported and returned	209					
to be manufactured in bond	208					
Gooseberries	2					
Gooseberry bushes	31					
Governor General, articles for	208					
Grinding machines, etc.	128					
Grain, artificial, for ornamenting hats	210					
cruslers	127					
damaged	15					
Grains and farinaceous products	11	218				
Gramophones, graphophones	205	287				
cylinders for	205					
Granite	172	289				
Graniteware, iron or steel	141					
white	163					
Grape fruit	2					
sugar	17					
vines	31					
Grapes	2					
Graphite	168	288				
electrodes	205	291				
Graphophones	205					
cylinders for	205					
Grass and straw fibres	84					
esparto, etc.	84					
fancy, dried	84					
hats, caps, etc.	88					
manilla	84					
plaits	90					
seed	36	231				
sisal	84					
Grasses, sea	39	233				
Gravel and sand	174	291				
Grease and degra.	56					
axle	170					
etc.	56	250				
Greaseproof paper	103					
Grindstones	171	289				
Groceries	225					
Guanas	2					
Gum, amber, etc.	27					
chewing	224					
chicle	28					
Gummed paper	104					
Gums, sweetened	17					
Gumwood lumber	94					
Gun barrels, rough	146					
caps, percussion and wads	211					
stocks	98					
Gumpstones	188					
G						
Gun cartridges	212	299				
Guns	146	278	306			
Gun wads	211					
Gut and manufactures of	57					
Gut, cat, whip, etc.	57					
Gutta-percha, india-rubber and caoutchouc, and manufactures of	33					
Gypsum, crude	172	200				
ground and calcined	173					
H						
Haddock, canned		240				
dried	45	238				
fresh	44	236				
smoked	45	238				
wet salted or pickled	46					
Hair and bristles	52	246				
braids	83					
camel, goat, etc.	75					
chains	83					
cleaned or uncleaned	52					
cloth	83					
cords	83					
curled or dyed	53					
horse	53					
mattresses	203					
nets	88					
oils	188					
Hake (see pollock)						
Halibut, fresh	44	236				
Hammers, iron bands for	113					
Hams	53	247				
Hand carts	208					
implements	141					
Handle bolts	93					
Handles, ash	98					
D shovel	98					
hickory	98					
umbrella, parasol and sunshade, n.o.p.	204					
wood, for agric. implements, and axes	98					
of all kinds, n.o.p.	98	282				
Handkerchiefs, cotton	66					
linen	70					
silk	74					
Hangings, paper (wall)	104	264				
Hardware	131	271	305			
Hardwood logs		256				
timber		259				
Harness	52	246				
dressing	187					
for horses, etc., of menageries	189					
leather	51	245				
soap	189					
Harrows	127	269				
Harvesters	125	268				
Hat boxes	203					
shapes, crowns, etc.	88					
sweats	90					
Hats, felt	88					
fur	50					
n.o.p.	88	255				
oiled	89					
ornaments for	210					
straw	88					
Hatters' furs	49					
irons	147					
materials	90					
tips and sides	90					
Hay	38	232				
knives	128					
loaders	126					
presses	128					
rakes	126	268				
" (horse)	126					
" (cart)	126					

Articles	Imports.			Articles.	Exports.		
	Page	Canadian.	Foreign.		Page	Canadian.	Foreign.
M				M			
Mattress paper for printing.....	105			Milled products.....	13	222	
Mats, cocoa.....	84			Millet seed.....	37		
" door or carriage.....	203			Milling cutters, iron for.....	113		
" hemp and jute.....	70			Mills, fanning.....	127		
" india-rubber.....	34			" for engraving.....	209		
" iron for.....	114			" stamp.....	134		
" straw.....	85			Mince-meat, condensed.....	6		
" wool.....	80			Mine hoists.....	135		
Matts, copper.....		280		Mineral oil.....	169	289	
" nickel.....		280		" pigments.....	187	293	
Mattlag, cocoa.....	84			" soap.....	189		
" cork.....	87			" substances, n.o.p.....	176		
" hemp and jute.....	70			" waters.....	204	297	
" india-rubber.....	34			Mineralogical specimens.....	205		
" paper.....	105			Mineral wax.....	213	289	
" straw.....	85			Minerals, non-metallic.....	161	285	306
Mattresses, hair and spring.....	203	296		Miners' lamps.....	133		
Mead, buckwheat.....	13			" safety helmets.....	89		
" corn.....	13	221		Mining machinery.....	133		
" damaged.....	15			" powder.....	184		
" fish.....		243		Mink skins.....	49	244	
" locust bean.....	38			Miscellaneous Commodities.....	199	295	307
" out.....	13	221		" (Recapitulation).....	214	300	307
" oil cake, cotton seed cake and palm nut cake.....	29			Mitts, leather.....	52	246	
" rice.....	13	221		" textile.....	89	255	245
Meats.....	53	246		Moccasins.....		245	
" canned.....	54	247		Models for universities.....	206		
" dried or smoked.....	54	247		" of inventions.....	206		
" extract of.....	54	247		Molasses.....	17	224	302
" labels for.....	108			Molybdenum.....		285	
Mechanically prepared wood pulp.....	99	261		Monograms for motor vehicles.....	142		
Metals, collections of.....	205			Monotype machines.....		272	
" of gold, etc.....	153			Monuments, granite.....	172		
Medicinal wines.....	181			Morocco leather.....	51		
Medicines, proprietary.....	171	292	306	Morphine.....	180		
Mierschaum, crude or raw.....	186			Mosaic flooring.....	103		
Melons.....	3			Moss, Iceland, and other.....	39		
Memorial window glass.....	167			Motor cars for railways.....	144		
Menageries.....	199	295	307	" cycles.....	144		
Mercury or quicksilver.....	159			" vehicles, n.o.p.....	144	278	
" pumps, iron.....	133			Motors, electric.....	156	284	306
" salts.....	197			Mould boards.....	146		
Miscal.....	26			Mouldings, wood.....	100	262	
Metallic elements and tungstic acid.....	159			Moulds for gold beaters.....	58		
" scrap.....		285		" ingot, for steel.....	159		
" shingles.....		279		" ingot, glass.....	159		
Metal leaf, gold, etc.....	153			Mounds, for pipes.....	203		
" parts for buttons.....	146			" for umbrellas.....	146		
" " for spectacle frames.....	159			Movements, clock.....	155		
" " " n.o.p.....	203			" watch.....	155		
" awivels for the fisheries.....	160			Moving picture films.....	199	298	307
" tips, etc., for corsets.....	141			" machines.....	138		
Metal-working machinery.....	138	272		Mower bars, steel for.....	117		
Metals, iron.....	110	265	304	" knives, steel for.....	118		
" non-ferrous.....	148	279	305	Mowers, lawn.....	137	272	
Meters, electric.....	156			Mowing machines.....	126	268	
" gas.....	157			Mucilage.....	39		
" water.....	140			Muffs, fur.....	50		
" n.o.p.....	149			Mule shoes.....	146		
Methyl alcohol.....	179	9		Muriate of potash.....	185		
Methylated spirits.....	179			Muriatic acid.....	177		
Mexican fibre.....	84			Mushrooms in cans.....	10		
" saddle trees, etc.....	98			Mushroom spawn.....	38		
Mims.....	108	288		Music for mechanical piano players.....	106		
" schist.....	173			" rolls, paper for.....	105		
Microscopes.....	206			" printed, etc.....	107		
Middlings.....		221		Musical instrument cases.....	203		
Military and naval articles.....	209			" instruments.....	204	297	307
Milk bottle caps (paper).....	105			" " for brass bands.....	204		
" bottles.....	105			" " for the blind.....	206		
" condensed.....	55	249		Musk.....	58		
" evaporated.....	14	250		Musket powder.....	185		
" foxes.....	54	248		Muskets.....	146		
" fresh.....	54	248		Muskat skins.....	49	244	
" powder.....	249	249		Muslins.....	62		
Milking machines.....	125	267		Mustard, French, liquid.....	21		
Mill board.....	101			" ground.....	21		
Mill feed.....	13			" seed.....	21		
				Mutton, fresh.....	22	245	

Articles.	Imports.	Exports.		Articles.	Imports.	Exports.	
		Canadian.	Foreign.			Canadian.	Foreign.
N	Page	Page	Page	O	Page	Page	Page
Nails, brass	180			Oak bark, extract of	183		
“ composition	130			“ ground	183		
“ copper	180			Oak lumber	95		
“ cut	130			“ veneers of	98		
“ horse-shoe, iron and steel for	118			Oakum	67		
“ n.o.p.	131	271		Oatmeal and rolled oats	13	221	
“ sheathing	130			Oats	12	210	
“ wire	130	270		Ochres, ochrey earths	187	293	
Nainsooks	62			Odours, French or flower	188		
Naphtha oil	169	285		Offal, fish	48	243	
Naphthalene	198			Office furniture, metal	145		
Naphtha, wood, for coating leather	180			“ “ wood	100		
“ “ (spirits)	179			“ machinery	136	272	
Napkins of cotton	66			Oil, aniline	182		
“ vegetable fibre	70			“ animal	55	250	
“ paper	104			“ asphaltum	188		
“ sanitary	91			“ cake	29	226	
Navy, articles for	209			“ meal	29		
Neat's-foot oil	55	250		“ carbolic	165		
Neckties, silk for manufacture of	73			“ castor	29		
Noctarines	2			“ chinawood	29		
Needles	131	271		“ coal	170	288	
“ for repairing fish nets	160			“ coconut, n.o.p.	15		
“ surgical	206			“ “ not edible	29		
Nets for fisheries	86			“ codliver	56	250	
“ hair	88			“ cotton seed, crude	30		
Netting and nets, cotton	64			“ “ n.o.p.	15		
Netting, iron	122			“ “ refined, edible	15		
Nevada silver	152			“ crocote		287	
Newsboard	101			“ essential	30		
Newspaper printing presses	136			“ eucalyptus	30		
Newspapers	107	264	304	“ filters for motor vehicles	142		
Newspaper paper	102	263		“ fish	56	250	
Nibs, cocoa	19			“ flaxseed	30	227	
Nickel and manufactures of	152	282		“ fusel	178		
“ anodes	152			“ gasoline	170	288	
“ fine		282		“ hair	184		
“ kitchen ware	152			“ heavy	165		
“ ore, matte and speiss		282		“ illuminating	169		
Nickel-silver and manufactures of	152			“ kerosene	170	288	
Nicotine sulphate	180			“ lard	55		
Nitrate compounds for mfr. of explo-				“ linseed	30	227	
“ sives	184			“ lubricating	170		
“ iron, solution	183			“ machinery for producing	138		
“ lead	191			“ mineral	169	284	
“ of ammonia	190			“ naphtha	169	288	
“ of cerium	210			“ neat's-foot	55	250	
“ potash	193			“ oleo	55		
“ soda	185			“ olive, not edible	30		
“ thorium	197			“ “ n.o.p.	16		
“ “ for gas mantles	210			“ palm, for food	16		
Nitre cake	194			“ “ not for food	30		
“ sweet spirits of	198			“ peanut, crude, for refining	30		
Nitric acid	177			“ “ for canning fish	30		
Nitrite of soda	195			“ “ for food	16		
Nitro	185			“ peppermint	30		
Nitro-glycerine	184			“ petroleum	169	288	
Nitrous ether	198			“ potato	178		
Noils	75			“ rosin	31		
Non-Ferrous Metals and their Products	147	279	305	“ seal	50	250	
“ “ (Recapitulation)	161	285	306	“ sesame seed	31		
Non-Metallic Minerals and Products	161	285	306	“ soya bean	16		
“ “ (Recapitulation)	176	291	306	“ vegetable, food	16		
Notches for umbrellas	146			“ “ not food	29	227	
Notes, promissory, forms for	108			“ whale and spermaceti	56	250	
Novels	109			Oil cloth	87	255	
Nuggets, gold-bearing		282		Oiled clothing and hats	89		
Numerals, other than paper	213			“ silk	87		
Nursery stock	33			Oil finish	188		
Nut galls	183			Oleo oil	55		
Nutmegs, ground	21			Oleographs	107		
“ unground	21			Olive oil, edible	16		
Nuts	7	217		“ “ not edible	30		
“ candied	17			Olives in brine for mfr. of pickles	6		
“ iron or steel	131	271		“ “ not bottled	6		
“ ivory (vegetable)	38			Onion plants	32		
				Onions	9	217	
				Onionskin paper	103		
				Operating tables	208		

Articles.	Imports.		Exports.		Articles.	Imports.		Exports.	
	Page	Canadian.	Foreign.	Page		Page	Canadian.	Foreign.	
O					P				
Opium, crude	180				Palm spirits	26			
" powdered	180				Palms	32			
Optical instruments	206				Pamphlets	107			
Orange mineral	186				Panels	96			
" rinds, in brine	5				Papine	181			
Oranges	3				Paper and manufactures of	102	282	304	
Order in Council, goods under	211				" board		263		
Ore crushers	134				" cutters	136			
Ores, abrasive		289			" mill machines	138			
" bauxite	148				" sand, glass, etc	172			
" cobalt	158	284			" waste	213	264		
" copper	150	280			Papers, literary and newspapers	107	264	304	
" iron	110	265			Papeteries	103			
" manganese		284			Papier mâché ware	174			
" nickel		282			Paraffine wax	171			
" other	158	285			Parchment paper	103			
" silver		282			Parchmentine paper	103			
" zinc		283			Parasols, all kinds	204			
Organ players, mechanical	205				" materials for, iron	146			
Organic acids	177				" " wood	90			
Organs	204	297			" sticks for	204			
" parts of	204				Parcels, express	212			
Oriental squares	79				" post office	213			
Ornamental glass	167				Paris green	187			
Ornaments, bead	201				" white	175			
" composition, etc	212				Passover bread	14			
Orris root	39				Paste, adhesive	30			
Osters	92				Pastels	208			
Osmium	153				Pastes, toilet	188			
Austrian leathers	44				Pasteurizers for dairying purposes	125			
Outfits, contractors		299	307		Patent leather	51			
" self-contained lighting	157				Patterns, boot and shoe, of paper	108			
Outlets, electric	157				" of brass, iron or other metal	160			
Overcoatings	78				Paving blocks	172			
Oxalic acid	178				" brick	162			
Oxide, arsenious	190				Peaches	3			
" magnesium	196				" canned	5			
" nickel		282			" dried	4			
" zinc	187				Peach trees	31			
" zirconium	162				Peanut oil, edible	16			
Oxides, black, of copper	153				" " not edible	30			
" n.o.p.	187				" butter	25			
Oxides of cobalt	187	295			" hull meal for mfr. of explosives	39			
" of copper	153				" oil, crude, for refining	30			
" of iron		293			" oil for canning fish	30			
" of manganese	158				" shells for mfr. of explosives	39			
" of tin	187				Peanuts, not shelled	8			
Ox shoes	146				" shelled	8			
Oysters, canned	47				Pearl ash	193			
" fresh	45	236			Pearl, mother of	43			
" prepared or preserved	47				Pearls	213			
" seed and breeding	45				Pears	3			
" shelled, in bulk	45				" in cans	5	217		
Ozone generators	138				Pear trees	32			
P					Peas, canned	10			
Packages, usual outside coverings	201	296	307		" n.o.p.	12			
Packing, asbestos	161				" seed	36			
" paper	102				" split	12	219		
" rubber	34				" whole	219			
Paddy rice	12				Pecan nuts	8			
Pads, hair brush	200				Pedometers	137			
" not printed	104				Peel, candied	16			
" stair	90				Peels, raw	50			
Paeonies	32				Pencils, lead	212			
Pails, wooden	97	261			" slate	173			
Paint brushes	200				Penknives	130			
Painted glass	167				Pens, fountain	213			
Paintings	107	299	307		" penholders, etc	213			
" in oil	208				Pepper, unground	21			
Prints, artists'	187				Peppermint oil	30			
" pigments and varnishes	186	293	306		Perchlorate of ammonia	184			
Palladium	153				Percussion caps	211			
Palm leaf for hats	90				" coal cutters	134			
" unmanufactured	39				Perfumes, cosmetics, all kinds	188			
" nut and palm nut cake meal	29				Periodicals	110			
" oil for food	16				Peroxide of barium	196			
" not for food	29				" hydrogen	196			
					" soda	195			
					Persian lamb skins	49			

Articles.	Imports.		Exports.		Articles.	Imports.		Exports.	
	Page	Page	Page	Page		Page	Page	Page	Page
P					P				
Persimmon wood.....	94				Planing mill products.....	95	257		
Persia.....	183				Planks and boards.....	95	257		
Personal effects of subjects dying abroad.....	201				" cork.....	97			
Petroleum and its products.....	168	288	306		Plantains.....	2			
Pharmaceutical preparations.....	181				Plants and trees.....	31	227		
Pheasants.....	42				" sea.....	21	233		
Phials, glass.....	166				Plaster, crude.....	173	290		
Philosophical instruments.....	206	298	307		" of Paris.....	173	290		
Photograph motor springs, steel for.....	115				" wall.....	173	290		
Photographs, gramophones.....	205	297			Plated ware, electro.....	153			
" cylinders for.....	205				" nickel.....	152			
Phosphate, acid.....	196				" n.o.p.....		285	306	
" rock.....	174	291			Plate, boiler.....	116			
" soda.....	195				" glass.....	166			
Phosphor bronze.....	155				Plates, aluminium.....	148			
" tin.....	165				" brass.....	149	280		
Phosphorus.....	197				" Canada.....	116			
Photograph frames.....	203				" cold rolled, for mfr. mower bars etc.....	117			
Photographs.....	107	264	304		" copper.....	151	281		
" press, for news pictures.....	107				" engraved.....	213			
Photographic dry plates.....	168				" fashion, paper.....	108			
" glass for.....	166				" for ships.....	119			
" instruments.....	206				" iron.....	116	266	304	
" paper.....	105				" nickel.....	152			
" reproductions.....	107				" or discs, glass.....	165			
Pianofortes.....	204	297			" photographic, dry.....	168			
Piano players, mechanical.....	205				" glass for.....	166			
" key ivories.....	43				" platinum.....	153			
Pianos and organs, parts of.....	205	297			" plough.....	146			
Pickets.....	96	259			" rolled iron.....	116			
Pickles and sauces.....	11	218			" silver.....	153			
Pictorial illustrations for schools.....	108				" zinc.....	154			
Picture frames.....	203				Platinum and mfrs. of.....	153	282		
" wire (iron).....	122				Playing cards.....	108			
Pictures.....	107				Ploughs.....	127	260		
Pies.....	16				Plug tobacco.....	232			
Pigeons.....	42				Plugs, spark.....	157	284	305	
Pigments, mineral.....	187	293	306		Plumbago.....	168	288		
Pigs, brass.....	149				" crucibles.....	168			
" copper.....	150	281			Plum trees.....	32			
" iron.....	110	265			Plums.....	3			
" lead.....	151	281			" unpitted, dried.....	4			
" tin.....	154				Plungers for pumps.....	133			
" zinc.....	154				Plush, wool.....	79			
Pilchards, canned.....		241			Plushes, silk.....	73			
Piling.....		257			Plywood.....	96	260		
Pillow cases, cotton.....	66				Pocket books.....	203			
" linen.....	70				" knives.....	130			
" cotton.....	61				Poles, cornice.....	214			
" shams.....	64				" hop.....	93			
Pillows.....		296			" other, n.o.p.....		257		
Pineapples.....	3				" telegraph and telephone.....	93	257		
" canned.....	5				Polish.....	199			
Pine logs.....		256			Pollock, hake and cusk, boneless.....		241		
" pitch and tar.....	40				" " dried.....	45	239		
" lumber.....	95				" " fresh.....	44	236		
" planks and boards.....		257			" " green salted.....		239		
" tar.....	40				" " pickled.....	46			
" white, timber.....		259			" " smoked.....	45	239		
Pins.....	131	271			Pomades.....	188			
Pipe clay.....	162				Pomatatus.....	188			
" covering.....	176				Pomegranates.....	2			
" mounts, cases, etc.....	203				Pontianac gum.....	28			
" organs.....	204				Popcorn, candied.....	17			
" platinum.....	153				Poplar, yellow.....	95			
Pipes, iron.....	119	266	304		Porcelain insulators.....	164	286		
" drain and sewer.....	163				" ware.....	163			
" lead.....	151				Pork, barrelled in brine.....	54			
" tobacco.....	203				" dry salted.....	54	247		
" wooden, wire bound.....	122				" fresh.....	53	247		
Piqués, cotton.....	62				" pickled in barrels.....	54	247		
Pistols.....	146				Porter.....	25	226		
Pitch, bone.....	43				Portfolios.....	203			
" Burgundy.....	28				Portland cement.....	173	290		
" coal.....	165	287			Posters.....	107			
" pine.....	40				Post-hole diggers.....	128			
" pine lumber.....	95				Post office parcels.....	213			
Plats, artificial silk, for mfr. of hats.....	82				Posts, forns.....	93	256		
" silk, grass and 1/2 wool.....	82				Potash.....	122			

Articles.	Imports.	Exports.		Articles.	Imports.	Exports.	
		Canadian.	Foreign.			Canadian.	Foreign.
P	Page	Page	Page	P	Page	Page	Page
Potash, bicarbonate of	193			Pumps, brass	149		
" bicarbonate	193			" hand, iron or steel	146		
" caustic	193			" mining	135		
" chlorate	193			" power	139		
" compounds, n.o.p.	193			Purifiers for motor vehicles	142		
" crude		294		" clasps for	203		
" nitrate of	185			Purses	141		
" nitrate of	183			" dry, for polishing	187	293	
" prussiate of	183			Pyrites	212		291
" German, salts	185			Pyroligneous acid	177		
" sulphate of	185			Pyrometers	133		
Potassium, cyanide of	197			Pyroxylic spirits	179		
Potatoes, n.o.p.	9	217		Pyroxylin	180		
" dried, desiccated	9						
" sweet	9			Q			
Potato diggers	126			Quails	42		
" flour	39			Quartz, crystallized	174		
" spirits or oil	178			" gold-bearing		282	
" starch	39	233		Quassia juice	181		
Pottery	163			Quebracho, extract of	183		
Pouches, tobacco	203			Quicksilver	159		
Poultry, canned	54			Quills	44		
" fresh	53	247		Quills, cotton	66		
" improvement of stock	41	234		" vegetable fibres	70		
" living, n.o.p.		234		Quince trees	32		
" food, machinery for mfr. of	139			Quinices	2		
Pounders	100			Quinine, salts of	180		
Powders, bronzed and bronze	186			Quoins (printers')	158		
Powder, baking	193	294					
" blasting and mining	184			R			
" flavouring, etc.	16			Rabbit skins	49		
" gun, rifle, etc.	185			Rabbits	41		
" musket and cannon	185			Racing shells	207		
" soap	189			Racks, billiard	199		
" tooth and other	188			Radium	197		
Printer books	108			Radio apparatus	157	284	305
Precious metals and their products	153	282		" tubes	157		
" stones except diamonds	213			Rags	85	254	
Precipitate of copper	150			Rails, carriage, tubing for	120		
Preparations, anatomical	205			" railway	115	266	304
" disinfecting	181			Railway cars	144	278	305
" medicinal	181	292	306	" fish-plates	146		
" toilet	188			" or road scrapers	139		
Prepaid postal parcels	214			" rails	115	266	304
Preserves	5	216		" rugs	81		
Presses, hay	128			" spikes	131		
" lithographic	136			" switches, frogs, etc.	147		
" printing	136			" tickets	108		
Price lists	107			" tie plates	144		
" tags	108			" ties	93	257	
Primers	211			Raisins, dried	4		
Printed matter	106	264	304	Rakes, horse	126	268	
Printing and lithographic presses	136			" n.o.p.	126		
" ink	198			Rape seed	36		
" materials	158	284		Raspberries	2		
" paper	102			Raspberry bushes	31		
Prints, blue	107			Rasps	142		
" educational	206			Rat cages	160		
Prizes, metallic, won in competition	153			Rattan	82		
Proprietary medicines	181	292	306	" for corsets	210		
Prunes, unpeeled, dried	4			Rayon	81		
Pruning books	129			Razor blades, safety	130	270	
Prussiate of potash	193			Razors	130	270	
" soda	195			Reactors, electric	156		
Psalm books	108			Reaper knives, steel for	118		
Paddings	16			Reapers	126	268	
Padded bars, iron and steel	111			Reaper-threshers		269	
Pellets, belt	213			Reaping books	126		
Pulp board	102	262		Receptacles, electric	157		
" cotton	59			Recognition buttons	202		
" fruit	6			Recorders, time	155		
" mill machines	138		261	Records for phonographs, etc.	205		
" of straw	40		262	Red cedar	94		
" of wood	99		260	" clover seed		231	
" wall board				" hard	180		
Pulpwood	96			" horse	23		
Palque	26						
Panice, silver and mineral soaps	180						
Paints	125						

Articles.	Imports.	Exports.		Articles.	Imports.	Exports.	
		Canadian.	Foreign.			Canadian.	Foreign.
S	Page	Page	Page	S	Page	Page	Page
Sandarac gum.....	28			Sewer pipes.....	163		
Sand paper.....	172			Sewing and embroidery silk.....	72		
“ silica.....	174			“ machine attachments.....	132		
Sandstone.....	172			“ machines and parts.....	132	272	
Sanitary napkins.....	91			“ “ steel for.....	117		
Sapallo.....	180			Shaddocks.....	2		
Sappato gum.....	28			Shade holders and other lighting fixtures.....	157		
Sardines.....	47	242		Shades, lamp, n.o.p.....	203		
Sarsaparilla.....	39			“ glass.....	166		
Sashes.....		262		“ window (textile).....	91		
Sash, window.....	100			Shafting, steel.....	115		
Satebels.....	203			Shafts, wood, for golf club handles.....	98		
Satin white.....	187			Shale, oil from.....	169		
Satinwood.....	94			Shapes, hat, cap.....	88		
Sauces.....	16	218		“ structural.....	119		
Sausage.....	54			Shawls, woollen.....	80		
“ casings.....	58	252	303	Shea butter.....	30		
Sawdust.....	94			Shears.....	129		
Sawing machines.....	139			Sheep for exhibition.....	41		
Saw-mill products.....	93	257		“ for improvement of stock.....	41	234	
Saws.....	142			“ n.o.p.....	42	235	
“ band, iron or steel sheets for.....	115			“ skins, dressed.....	51		
“ steel for.....	115			“ “ raw.....	50	245	
Saxonia.....	62			“ “ tanned.....	51		
Scale board.....	93			Shooting, cotton.....	81		
Scales.....	147	279		Sheets, aluminium.....	148		
Scalps, game.....		251		“ brass.....	149	280	
Scarves, dresser, cotton.....	66			“ copper.....	151	281	
“ “ of vegetable fibre.....	70			“ cotton.....	66		
Scenery and costumes, theatrical.....	199			“ glass.....	167		
Schiedam and other schnapps.....	26			“ iron or steel.....	117	286	304
Shelag metal leaf.....	153			“ lead.....	151		
Scientific apparatus.....	206	298	307	“ linen.....	70		
“ associations, books for.....	109			“ nickel.....	152		
Scissors.....	130			“ platinum.....	153		
Scows.....	207			“ silver.....	153		
Scrapers, road or railway.....	139			“ zinc.....	154		
Scrap, aluminium.....		279		Shellfish.....		237	
“ brass.....	149	280		Shells, copper, for stereotypes.....	157		
“ copper.....	150	281		“ crushed or ground.....	43		
“ iron.....	111	265		“ ricing.....	207		
“ wrought from wrecks.....	112			“ tortoise and other.....	43		
“ mica.....		288		Shingle bolts.....	93	257	
“ platinum.....		282		Shingles.....	96	280	
“ zinc.....		283		“ metallic.....		279	
Scrap, grease.....		250		Shipping tags.....	108		
Screenings.....		223		Ships and vessels.....	207	298	307
“ wood pulp.....		261		“ repairs on.....	207		
Screens, wire.....	122			“ beams, plates, etc., for.....	119		
Screws.....	131	271		“ built in foreign countries.....	207		
“ lag or coach.....	131			“ manufactured articles for.....	147		
“ wood.....	131			“ stores.....	206		
Scrims, cotton.....	62			“ wire rigging for.....	182		
Sculptures.....	208			Shirtwaists, cotton.....	64		
Scythes.....	126			“ silk.....	74		
Sea grass and seaweed.....	39	233		Shirtings, cotton, plain.....	62		
Sealing wax.....	28			“ fancy.....	62		
Seal oil.....	56	250		Shirts, cotton.....	64		
“ skins.....		244		“ silk.....	74		
Seed drills.....	127	269		“ woollen.....	80		
Seedling stock for grafting.....	32			Shoe blacking.....	197		
Seeds.....	35	231	302	“ buttons.....	202		
“ aromatic.....				“ laces, cotton.....	65		
“ mustard.....	21			“ lace wire fasteners, eyelets, etc.....	160		
Sazines for fisheries.....	86			“ machinery.....	139		
Self-contained lighting outfits.....	157			“ patterns, paper.....	106		
Samolina.....	14			“ shanks, steel for.....	114		
Sangual gum.....	27			Shoemakers' ink.....	197		
Sauers root.....		233		Shoes, canvas, with rubber soles.....		228	
Separators, cream.....	125	267		“ horse, male and ox.....	146		
“ “ bowls for.....	125			“ leather.....	51	246	
“ “ materials for.....	145			“ rubber.....	34	228	
“ “ threshing machine.....	127	270		Shooks.....	100	260	
Serges, wool.....	78			Shorts.....		221	
Serum.....	211			Shot, lead.....	151		
Sesamo seed oil.....	31			Shoulders, meat.....	53	247	
Settlers' shirts.....	213	300		Shovel blanks.....	147		

Articles.	Exports.			Articles.	Exports.		
	Imports.	Canadian.	Foreign.		Imports.	Canadian.	Foreign.
S	Page	Page	Page	S	Page	Page	Page
Spirits non-potable.....	179	292		Store furniture, wood.....	100		
" of wine.....	179			Stout.....	25		
" perfumed.....	188			Stoves for coal, wood, etc.....	147	279	
" potable, n.o.p.....		226	302	" gas.....	147		
" potato.....	178			Stove urns.....	147		
" pyroxic.....	178			Straw.....	39	233	
" turpentine.....	40			" carpeting.....	85		
" wood.....	179	219		" hats.....	88		
Split peas.....	12			" knives.....	128		
Splashes.....	99			" manufactures.....	85		
Sponges.....	48			" mats and matting.....	85		
Spool wood.....		260		" paper.....	103		
Spools of wood.....	100			" plaits.....	90		
Sporting goods.....	199	295	307	" pulp.....	40		
" powder.....	185			" rugs.....	85		
Sprats.....	47			Strawberries.....	3	216	
Spraying machines.....	128			" wild.....	2		
Spring mattresses.....	203			Strawboard.....	102		
Springs.....	140			Strength testing machines.....	147		
Sprinklers, fire protection.....	137			Stretchers, curtain.....	100		
Sprocket belting.....	123			Strips, aluminium.....	148		
Spruce logs.....		256		" brass.....	149	280	
" planks and boards.....		257		" copper.....	151	281	
Spurs for earthenware.....	211			" bicycle rim, of maple.....	98		
Sputum cups, paper.....	106			" nickel.....	152		
Square reeds.....	211			" platinum.....	153		
" timber.....		259		Structural steel.....	118	266	
Squares, iron bars.....	115			Strychnine.....	181		
Squid.....	45			Studs and eyes for corsets.....	141		
Squills.....	39			Stumping machines.....	129		
Stained windows.....	167			Sturgeon, fresh.....		237	
Squirrel cages.....	160			Sub-acetate of copper.....	190		
Stair pads.....	90			Sugar, all kinds.....	18	224	
Staffs specially constructed for cripples.....	100			" beets.....	180	217	
Stamp mills.....	134			" canily.....	17	224	
Stamped products, iron.....	141	272		" cane, shredded.....	18		
Stamps, collections of.....	205			" glucose.....	17	224	
Stannate of soda.....	194			" machinery.....	138		
Starch.....	39			" maple.....	18	224	
" corn.....	39	223		" syrups and molasses.....	17	224	302
" potato.....	39	233		Sulphate of alumina.....	190		
Stationery.....	103	296		" ammonia.....	185	292	
Statues and statuettes.....	208			" and chloride of zinc.....	191		
Stave bolts.....	93	257		" copper (blue vitriol).....	191		
" materials.....	97			" dehydrated.....	191		
Staves.....	97	261		" iron.....	190		
Steam engines, locomotive.....	124	267	304	" lime.....	172		
" other.....	124	267	304	" magnesium.....	197	295	
" portable, for farms.....	124			" nicotine.....	180		
" launches.....	207			" potash.....	185		
" shovels.....	139			" soda.....	195		
Steamer rugs.....	81			" wood pulp.....	99	261	
Stearic acid for candles.....	178			" zinc.....	191		
" n.o.p.....	178			Sulphide of arsenic.....	190		
Stearine, animal.....	57			" soda.....	196		
Steel.....	110	265		Sulphite of soda.....	196		
Steel wool.....	147			Sulphite wood pulp.....	99	261	
Stems of wood for handles of axes, etc.....	98			Sulphur.....	178	291	
" tobacco.....		232		Sulphuric acid.....	177	291	
Stereotypes.....	157	284	306	" ether.....	198		
Sterilizing apparatus.....	206			Sumac.....	182		
Stirling or other silverware, n.o.p.....	154			Sunflower seed.....	37		
Sticks for umbrellas, parasols, etc.....	99			Sunshades, all kinds.....	204		
" umbrella, etc., n.o.p.....	146			Superphosphate of lime.....	185		
" walking.....	99			Surgical dressings, antiseptic.....	91		
Stilts for earthenware.....	211			" instruments.....	206		
Stirrups of wood.....	99			" trusses.....	206		
Stock food, machinery for mfr. of.....	139			" springs for.....	140		
Stockings, cotton.....	64			Suspenders.....	88	255	
" silk.....	74	255		Suspensory bandages.....	206		
" artificial.....	83			Sweats, hat.....	90		
" woolen.....	80			Sweepers, carpet.....	132		
Stone and manufactures of.....	171	280		Sweepings, jewellers', gold and silver.....	153	282	
Stone, crushed.....		280		Sweetened breads.....	16		
" for grindstones.....		289		Sweetmeats.....	17		
" pumice.....	172			Sweet potatoes.....	9		
Stones, precious, in the rough.....	213			Swine for improvement of stock.....	41	234	
Stoneware (earthenware).....	163			" n.o.p.....	42	235	
Store furniture, metal.....	145			Switalboards, abstrac.....	157		

Articles.	Imports.		Exports.		Articles.	Imports.		Exports.	
	Page	Page	Page	Page		Page	Page	Page	Page
S					T				
Switches, electric.....	157				Terne plate.....	116			
“ railway, iron and steel.....	147				Terra cotta, ornaments of.....	212			
Swivels (for fish hooks).....	160				Terra japonica.....	184			
Sword fish.....		237			Test board.....	101			
Swords.....	145				Tetrachloride, carbon.....	197			
Sycamore.....	95				Text books.....	109			
Syrup, corn.....	6				Textile machinery.....	140			
“ fruit.....	17	217			Textiles.....	59	252	303	
“ glucose.....	17	224			Theatrical costumes and scenery.....	199			
“ maple.....	18	224			Thermostats for motor vehicles.....	142			
“ n.o.p.....	17	224	302		Thongs and lashes for whips.....	214			
T					Thorium, nitrate of.....	197			
Table cloths, cotton.....	66				“ for gas mantles.....	210			
“ linen.....	70				Thread, cotton, sewing.....	60			
Table salt.....	176				“ crochet cotton.....	60			
Table ware, china, porcelain, etc.....	163				“ imitation silk.....	82			
“ glass.....	168				“ linen.....	68			
Tables, bazatelle.....	199				“ on spools.....	60			
“ billiard.....	199				“ rubber.....	33			
“ operating.....	206				“ tinsel.....	60			
Tablets with moveable fixtures for the blind.....	206				Threshing machine separators.....	127	270		
Tackle, cars, etc., for logging.....	139				“ parts.....	127	270		
Tackles, brass and copper.....	160				Thumbs and tips for whips.....	211			
“ of all kinds.....	131	271			Tickets, railway or other.....	108			
Tafia.....	26				Tie-plates, railway.....	146			
Tagging metal.....	159				Ties, railway.....	93	257		
Tags, shipping, price, etc.....	108				Tile, building.....	163			
Tailors' irons.....	147				Tiles, cork.....	97			
Tails.....	49	252			“ drain.....	163			
Tallow.....	57	251			“ earthenware, mosaic.....	163			
Talc.....	175	291			“ n.o.p.....	163			
Tampico fibre.....	84				Timber, hewn or sawn, etc.....	94			
T and strap hinges.....	130				“ unmanufactured.....	93	259		
Tankage.....	59	252			Time recorders and parts.....	155			
Tank cars.....	144				“ tables, railway.....	109			
Tanks, iron and steel.....	145				Timothy seed.....	36			
“ vacuum for motor vehicles.....	142				Tin and manufactures of.....	154			
Tanners' bark.....	96	260			“ bichloride of.....	191			
“ scrap leather.....	51				“ cans.....	141			
Tannic acid.....	178				“ crystals.....	191			
Tanning articles.....	184	292			“ oxide of.....	187			
Tape, dyed or coloured, cotton.....	63				“ phosphor.....	155			
“ india-rubbered.....	87				“ plate.....	116			
“ not over 1½ inches, cotton.....	63				Tinctures, containing spirits.....	181			
“ lines.....	213				Tin foil.....	154			
“ white.....	63				Tinsel thread.....	60			
Taper-wick, braided.....	65				“ wire.....	161			
Tapestry carpets.....	79				Tin strip waste.....	112			
Tapioca.....	15				Tinware.....	141	273		
“ flour.....	14				Tippets, fur.....	50			
Tar and pitch coal.....	165	287			Tips, studs and eyes for corset clasps.....	141			
“ pine.....	40				Tires, bicycle.....	34	229		
“ base.....	182				“ locomotive.....	113			
Taraxacum.....	39				“ rubber.....	35	229		
Tarpaulins.....		255			Tissue paper.....	105			
Tarred paper.....	105				Tobacco and manufactures of.....	37	232	302	
Tartar, cream of.....	192				“ pipes.....	203			
“ emetic, etc.....	190				“ pouches.....	203			
Tartaric acid crystals.....	178				Toilet brushes.....	200			
Tassels, cotton.....	65				“ paper.....	105			
“ n.o.p.....	90				“ preparations.....	188			
Tea.....	22	225	302		“ sets.....	203			
“ lead.....	152				“ soap.....	189	294		
Teasels.....	40				Tomatoes, fresh.....	9			
Teak, African.....	94				“ in cans.....	10	218		
Tees, iron.....	119				Tongues (fish).....		243		
Teeth, artificial.....	164				Tonquin beans.....	22			
Telegraph Co., A. A., articles for.....	209				Tool bags.....	203			
“ instruments.....	157	284	305		Tools and implements.....	141			
“ and telephone poles.....	93	257			“ garden and farm.....		270		
“ rates (printed).....	109				“ hand or machine.....	142	273	305	
Telephone instruments.....	157	284	305		“ loading.....	199			
Ten-pit blocks.....	93				Tooth brushes.....	200			
Tents.....		255			“ powders and washes.....	188			
Terminal, electric, for motor vehicles.....	142				Tops for locomotives.....	125			
					“ motor vehicles.....	143			
					Topographical globes.....	205			
					Torpelous.....	184			
					Tortoise and other shells.....	13			

Articles.	Imports.			Articles.	Exports.		
	Page	Canadian.	Foreign.		Page	Canadian.	Foreign.
V				W			
Veneers, wood.....	96	260		Wax, manufactures of, n.o.p.....	213		
Verdigris.....	190			“ mineral.....	213	289	
Vermicelli.....	14	223		“ paraffine.....	171		
Vessels.....	207	298		“ “ candles.....	171		
“ and ships, and repairs on.....	207			“ sealing.....	28		
“ beams, sheets, etc., for.....	119			“ vegetable.....	213		
“ materials ex-warehoused for.....				Waxed paper.....	103		
“ construction of.....	207			Wearing apparel, artificial silk.....	83		
Vestments, church.....	88			“ “ cotton.....	84		
Vinegar.....	24	225		“ “ linen.....	89		
Vines, grape.....	31			“ “ n.o.p.....	81	255	
Vises.....	141			“ “ silk.....	74		
Vitrified glass.....	167			“ “ subjects dying abroad.....	201		
Vitriol, blue.....	191			“ “ wool.....	80		
Voiles, cotton.....	62			Webbing, elastic, etc.....	91		
W				“ non-elastic.....	91		
Wadding, sheet, cotton.....	59			Weeders.....	126		
“ “ n.o.p.....	85			Well-drilling machinery.....	135		
“ “ vegetable fibres.....	67			Weighers, threshing machine.....	127		
Wads, gun.....	211			Weighing beams.....	147	279	
Wagons.....	208	299		Whalebone, unmanufactured.....	43		
Walking sticks and canes.....	99			Whale meat.....	242		
Wall board, pulp and fibre.....		262		Whale oil.....	56	250	
“ (pulpboard for mfr. of).....	102			“ “ soap.....	189		
Wall paper.....	104	264		Wheat.....	13	220	
“ plaster, prepared.....	173	290		“ flour.....	14	221	
Walnut, veneers of.....	96			Wheelbarrows.....	208		
“ wood.....	85			Wheels, emery and carborundum.....	171		
Walnuts, not shelled.....	8			“ for locomotives.....	125		
“ shelled.....	8			“ for motor vehicles.....	143		
Ware, agate, granite or enamelled iron.....	141	272		“ water.....	140		
“ aluminium, kitchen.....	148			Whip cut.....	57		
“ china and porcelain.....	163			Whips.....	214		
“ earthen.....	163	286		“ articles for manufacture of.....	211		
“ fibre, indurated or vulcanized.....	100			Whiskey.....	26	226	
“ hollow, black or coated.....	141			Whisks.....	202	296	
“ nickel-plated.....	152			White ash lumber.....	95		
“ plated and gilt.....	153	285	306	“ fish.....	237		
“ table, glass.....	166			“ lead.....	186	293	
“ tin.....	141	273		“ pine timber.....	259		
“ wooden, n.o.p.....	100			Whitewood lumber.....	95		
Warps artificial silk.....	81			White, zinc.....	187		
“ cotton.....	60			Whiting.....	175		
“ silk.....	71			Willow for hats.....	90		
“ vegetable fibres.....	67			Willows.....	92		
“ wool.....	76			Wilton rugs and carpets.....	79		
Washboards.....	100			Wind stackers.....	127		
Wash cloths, cotton.....	66			Winding bars, watch.....	155		
“ “ vegetable fibres.....	70			Window blinds of paper.....	106		
Washers, brass and copper.....	161			“ “ cornices and cornice poles.....	214		
“ cork.....	98			“ “ glass, common.....	166		
“ iron.....	131			“ “ stained, etc.....	167		
“ lock, for motor vehicles.....	142			“ sash.....	100		
Washes, toilet.....	188			“ shade cloth.....	86		
Washing machines.....	132	272		“ “ rollers.....	147		
Waste, asbestos.....		286		“ shades.....	91		
“ from cotton, woollen fabrics, etc.....	85	252		Windmills.....	129		
“ mica.....		288		Wines, medicinal.....	181		
“ paper.....	213	264		“ non-sparkling.....	27	226	
“ rubber.....	85	227		“ sparkling.....	27	226	
“ wool.....	76			“ spirits of.....	179		
Watch actions and movements.....	155			Wire and cable, insulated, copper.....	151	281	
“ cases.....	155			“ “ iron.....	122		
“ “ composition metal for.....	159			“ halle ties.....	121		
“ keys.....	155			“ Bessemer and homo.....	121		
“ cases for.....	202	283		“ brass.....	149		
Water colours.....	208			“ buckthorn and strip.....	121		
“ meters of brass.....	149			“ cloth, brass.....	150		
“ “ of iron or steel.....	140			“ “ copper.....	151		
“ mineral.....	204	297		“ “ iron.....	122		
“ turbines, wheels and parts.....	140			“ copper cast steel.....	151	281	
Waters, Cologne and lavender.....	198			“ crucible cast steel.....	122		
Wax, mineral.....		281		“ fencing, barbed.....	121	266	
“ “ “.....				“ “ woven.....	122	268	
				“ for boots and shoes.....	161		
				“ gold and silver filled.....	159		
				“ iron and steel, all other.....	123	267	268
				“ “ “ or several, covered.....	122		
				“ “ “.....	130	170	

Articles.	Imports.			Articles.	Exports.		
	Page	Canadian.	Foreign.		Page	Canadian	Foreign.
W				W			
Wire, n.o.p.	161			Writing desks	211		
" platinum	153			" ink	198		
" rigging	122			" paper	103	263	
" rods for wire manufacture	118			" slates	173		
" rope, iron or steel	123			X			
" screens	122			Xanthates	178		
" 16 gauge or thinner	121			X-Ray apparatus	206		
" steel strips, etc., for buckthorn				Xyolite, xylonite, etc.	179		
" strip fencing	121			Y			
" tinsel	161			Yachts	207		
" twisted	122			Yarn, artificial silk	81		
Wireless apparatus	157			" coir	84		
Wastskins		244		" cotton	60		
Womans, etc., outer garments	81			" grass, for furniture	85		
Wood alcohol	179	292		" lines	67		
" for fuel	96	260		" paper	106		
" handles	98			" silk in the gum	71		
" naphtha, for coating leather	180			" vegetable fibre	87		
" pulp	99	261		" wool	76		
" screws	131			Yeast cakes and compressed yeast	24		
" spirits	179			Yellow metal	155		
" Wood Products and Paper	92	256	304	" poplar	95		
" " (Recapitulation)	110	264	304	" prussiate of potash	193		
Wooden churns, etc.	100	261		Z			
" pails and tubs	97	261		Zinc and manufactures of	154	283	
" pipe, wirebound	122			" anodes	159		
Wood-working machinery		272		" chloride of	191		
Wood carpets	79	253		" dust	154		
" in the grease	75	253		" in blocks, pigs, bars	164		
" manufactures of	75	254	303	" ore		283	
" not further prepared than washed	75			" oxide	187		
" of wood	100			" scrap		283	
" pulled or slipped	75	253		" seamless, drawn tubing	154		
" raw	75	253	303	" sheets and plates	154		
" steel	147			" spelter	154	283	
" washed	75	253		" sulphate	191		
" waste	76			" white	187		
" yarns	76			Zirconium oxide	162		
Woollen fabrics	76	254	303	" silicate	162		
Works of art, bronze	160						
" n.o.p.	208	299					
Worm gut	57						
Worsted tops	78						
Worsted, wool	78						
Wrapping paper	103	263					
Wrenches	142						
Wringers, clothes	132	272					

MINISTÈRE DU COMMERCE
BUREAU FÉDÉRAL DE LA STATISTIQUE
SECTION DU COMMERCE EXTÉRIEUR

RAPPORT TRIMESTRIEL

DU

COMMERCE DU CANADA

(IMPORTATIONS POUR LA CONSOMMATION ET EXPORTATIONS)


Compilé d'après les données fournies par le ministère du Revenu National


MOIS DE JUILLET, AOÛT ET SEPTEMBRE 1929,
ET SIX MOIS TERMINÉS AVEC SEPTEMBRE
1928 ET 1929

Publié par ordre de l'honorable James Malcolm, M.P.,
Ministre du Commerce



OTTAWA
F. A. ACLAND
IMPRIMEUR DE SA TRÈS EXCELLENTE MAJESTÉ LE ROI
1929





PUBLICATIONS DU BUREAU FÉDÉRAL DE LA STATISTIQUE

I. Population:

Rapport annuel sur les statistiques vitales. Rapport mensuel sur les statistiques vitales. Divorces. Relevé annuel de la population.

RECENSEMENT DU CANADA DE 1921

- | | |
|---|---|
| <p>Rapports—
 Vol. I. Introduction. Nombre, sexe, répartition, origine raciale, religion.
 Vol. II. Age. État matrimonial, lieu de naissance, langue, instruction, etc.
 Vol. III. Familles, logements, loyers, gains.
 Vol. IV. Occupation et emploi.
 Vol. V. Agriculture.</p> <p>Bulletins—
 I. Population du Nouveau-Brunswick.
 II. Population de la Nouvelle-Ecosse.
 III. Population de l'Île du Prince-Édouard.
 IV. Population de l'Alberta.
 V. Population du Manitoba.
 VI. Population de la Colombie Britannique.
 VII. Population de la Saskatchewan.
 VIII. Population de l'Ontario.
 IX. Population de Québec.
 X. Population du Canada—Résumé général, par provinces, cités, villes, etc.</p> | <p>XI. Origine de la population.
 XII. Religion de la population.
 XIII. Logements et familles.
 XIV. Age de la population.
 XV. État matrimonial.
 XVI. Lieu de naissance.
 XVII. Instruction et analphabétisme.
 XVIII. Fréquentation scolaire.
 XIX. Langue parlée et langue maternelle.
 XX. Année d'immigration.
 XXI. Citoyenneté des immigrants nés à l'étranger.</p> <p>Bulletins sur l'Agriculture—
 I. Récoltes des provinces des prairies.
 II. Île du Prince-Édouard.
 III. Nouveau-Brunswick.
 IV. Nouvelle-Ecosse.
 V. Manitoba.
 VI. Québec.
 VII. Ontario.
 VIII. Colombie Britannique.
 IX. Saskatchewan.
 X. Alberta.
 XI. Résumé général pour le Canada.
 XII. Animaux domestiques de pure race.</p> |
|---|---|

BULLETINS SUR LE RECENSEMENT DU MANITOBA, DE LA SASKATCHEWAN ET DE L'ALBERTA, 1926

- I. Population et agriculture du Manitoba.
- II. Population et agriculture de la Saskatchewan.
- III. Population et agriculture de l'Alberta.
- IV. Agriculture:—Grain—Rapports annuel et hebdomadaire. Animaux et produits animaux. Bulletin mensuel de la statistique agricole. Communiqués à la presse sur la statistique agricole. Bulletins mensuels des denrées en entrepôt frigorifique.
- V. Pêcheries:—Rapport annuel sur la statistique des pêcheries. Communiqués à la presse sur les opérations de pêche.
- VI. Fourrures:—Rapport annuel sur l'élevage des animaux à fourrure. Rapport annuel sur la production des pelleteries.
- VII. Produits forestiers:—Résumé annuel de la valeur, etc., de la production forestière.
- VIII. Production minière: (mines et métallurgie):—Rapports d'ensemble—annuel et semestriel. Charbon—annuel et mensuel. Bulletins annuels sur les industries individuelles.
- IX. Manufactures:—Résumé général, par provinces et principales cités. Transformation des substances végétales. Produits animaux et leurs transformations. Industries textiles et connexes. Produits forestiers. Fer et ses dérivés. Transformation des métaux non ferrugineux. Transformation des métalloïdes. Produits chimiques et connexes. Manufactures diverses. Bulletins sur les industries individuelles ci-dessus énumérées.
- X. Commerce extérieur:—Rapport annuel sur le commerce du Canada. Rapport préliminaire et abrégé sur le commerce du Canada (annuel). Rapport trimestriel sur le commerce du Canada. Rapport annuel sur le commerce du Canada. Bulletins mensuels des statistiques du commerce.
- XI. Transports, communications et utilités publiques:—Chemins de fer—mensuel et annuel. Trains, Camions, État mensuel du chargement des wagons. Messageries. Télégraphes. Téléphones. Usines centrales électriques.
- XII. Commerce intérieur:—Cours mensuel et annuel. Recensement des établissements de commerce. Compensations bancaires internationales. Capitiaux canadiens.
- XIII. Travail:—Rapport mensuel sur la statistique de l'emploi. Rapport mensuel sur les permis de bâtir.
- XIV. Finances:—Statistiques municipales. Statistiques des finances provinciales. État mensuel des débits des banques aux comptes individuels.
- XV. Justice:—Statistiques de la criminalité.
- XVI. Instruction publique:—Aperçu historique et statistique sur l'instruction publique au Canada. Aperçu annuel sur l'instruction publique.
- XVII. Généralités:—Annuaire du Canada, 1927-28. Revue mensuelle de la situation économique.
- XVIII. Divers:—Estimation annuelle de la Richesse Nationale. Inventaire annuel de la Production. Rapport annuel du commerce touristique.
- XIX. Rapport annuel du Statisticien du Dominion.

Vol. 30



N° 331

BUREAU FÉDÉRAL DE LA STATISTIQUE
SECTION DU COMMERCE EXTÉRIEUR

RAPPORT TRIMESTRIEL

DU

COMMERCE DU CANADA

(IMPORTATIONS POUR LA CONSOMMATION ET EXPORTATIONS)

(Compilé d'après les données fournies par le ministère du Revenu National)

MOIS DE JUILLET, AOÛT ET SEPTEMBRE 1929,
ET SIX MOIS TERMINÉS AVEC SEPTEMBRE
1928 ET 1929

Publié par ordre de l'honorable James Malcolm, M.P.,
Ministre du Commerce



OTTAWA
F. A. ACLAND
IMPRIMEUR DE SA TRÈS EXCELLENTE MAJESTÉ LE ROI
1929

Prix, 50 cents