

# ***CCGS W.E. Ricker* Gulf of Alaska Salmon Survey, June 21-30, 2006**

J.F.T. Morris, M. Trudel, M.E. Thiess, T.B. Zubkowski,  
C.A. Boyle, and H.R. Maclean

Fisheries and Oceans Canada  
Science Branch, Pacific Region  
Pacific Biological Station  
Nanaimo, British Columbia  
V9T 6N7

2008

## **Canadian Data Report of Fisheries and Aquatic Sciences 1198**



Fisheries and Oceans  
Canada

Pêches et Océans  
Canada

**Canada**

## **Canadian Data Report of Fisheries and Aquatic Sciences**

Data reports provide a medium for filing and archiving data compilations where little or no analysis is included. Such compilations commonly will have been prepared in support of other journal publications or reports. The subject matter of data reports reflects the broad interests and policies of the Department of Fisheries and Oceans, namely, fisheries and aquatic sciences.

Data reports are not intended for general distribution and the contents must not be referred to in other publications without prior written authorization from the issuing establishment. The correct citation appears above the abstract of each report. Data reports are abstracted in *Aquatic Sciences and Fisheries Abstracts* and indexed in the Department's annual index to scientific and technical publications.

Numbers 1 - 25 in this series were issued as Fisheries and Marine Service Data Records. Numbers 26 - 160 were issued as Department of Fisheries and the Environment, Fisheries and Marine Service Data Reports. The current series name was introduced with the publication of report number 161.

Data reports are produced regionally but are numbered nationally. Requests for individual reports will be filled by the issuing establishment listed on the front cover and title page. Out-of-stock reports will be supplied for a fee by commercial agents.

## **Rapport statistique canadien des sciences halieutiques et aquatiques**

Les rapports statistiques servent à classer et à archiver les compilations de données pour lesquelles il y a peu ou point d'analyse. Ces compilations auront d'ordinaire été préparées à l'appui d'autres publications ou rapports. Les sujets des rapports statistiques reflètent la vaste gamme des intérêts et des politiques du ministère des Pêches et des Océans, c'est-à-dire les sciences halieutiques et aquatiques.

Les rapports statistiques ne sont pas destinés à une vaste distribution et leur contenu ne doit pas être mentionné dans une publication sans autorisation écrite préalable de l'établissement auteur. Le titre exact paraît au-dessus du résumé de chaque rapport. Les rapports statistiques sont résumés dans la revue *Résumés des sciences aquatiques et halieutiques*, et ils sont classés dans l'index annuel des publications scientifiques et techniques du Ministère.

Les numéros 1 à 25 de cette série ont été publiés à titre de relevés statistiques, Services des pêches et de la mer. Les numéros 26 à 160 ont été publiés à titre de rapports statistiques du Service des pêches et de la mer, ministère des Pêches et de l'Environnement. Le nom actuel de la série a été établi lors de la parution du numéro 161.

Les rapports statistiques sont produits à l'échelon régional, mais numérotés à l'échelon national. Les demandes de rapports seront satisfaites par l'établissement auteur dont le nom figure sur la couverture et la page du titre. Les rapports épuisés seront fournis contre rétribution par des agents commerciaux.

Canadian Data Report of  
Fisheries and Aquatic Sciences 1198

2008

*CCGS W.E. RICKER* GULF OF ALASKA SALMON SURVEY,  
JUNE 21-30, 2006

by

J. F. T. Morris, M. Trudel, M. E. Thiess, T. B. Zubkowski, C. A. Boyle,  
and H. R. Maclean

Fisheries and Oceans Canada  
Science Branch, Pacific Region  
Pacific Biological Station  
Nanaimo, BC V9T 6N7

© Her Majesty the Queen in Right of Canada, 2008  
Cat. No. Fs 97-13/1198E ISSN 0706-6465

Correct citation for this publication:

Morris, J. F. T., Trudel, M., Thiess, M. E., Zubkowski, T. B., Boyle, C. A., and Maclean, H. R. 2008. *CCGS W.E. Ricker* Gulf of Alaska salmon survey, June 21-30, 2006. *Can. Data Rep. Fish. Aquat. Sci.* 1198: 145 p.

**LIST OF TABLES**

Table 1. Tow positions and catch summaries of Pacific salmon for the CCGS <i>W.E. Ricker</i> survey to the Gulf of Alaska, 21/06/2006 - 30/06/2006.....	11
Table 2. Catch summaries for each size class of Chinook salmon for the CCGS <i>W.E. Ricker</i> survey to the Gulf of Alaska, 21/06/2006 - 30/06/2006.....	14
Table 3. Biological data collected for each salmon caught on the CCGS <i>W.E.</i> <i>Ricker</i> survey to the Gulf of Alaska, 21/06/2006 - 30/06/2006.....	17
Table 4. Physical oceanographic data collected on the CCGS <i>W.E. Ricker</i> survey to the Gulf of Alaska, 21/06/2006 - 30/06/2006.....	111
Table 5. Zooplankton data from bongo tows collected on the CCGS <i>W.E. Ricker</i> survey to the Gulf of Alaska, 21/06/2006 - 30/06/2006.....	114
Table 6. Coded Wire Tag (CWT) data collected on the CCGS <i>W.E. Ricker</i> survey to the Gulf of Alaska, 21/06/2006 - 30/06/2006.....	117
Table 7. Pit tag data collected for chinook salmon caught on the CCGS <i>W.E.</i> <i>Ricker</i> survey to the Gulf of Alaska, 21/06/2006 - 30/06/2006.....	121

## LIST OF FIGURES

Figure 1. Fishing stations on the <i>CCGS W.E. Ricker</i> survey to the Gulf of Alaska, 21/06/2006 - 30/06/2006. ....	122
Figure 2. Oceanographic stations on the <i>CCGS W.E. Ricker</i> survey to the Gulf of Alaska, 21/06/2006 - 30/06/2006.....	123
Figure 3. Plankton stations on the <i>CCGS W.E. Ricker</i> survey to the Gulf of Alaska, 21/06/2006 - 30/06/2006.....	124
Figure 4. Distribution of catches of age 0.0 juvenile pink salmon. All were less than 200 mm in fork length. Symbol size (●) is proportional to catch per tow; zero catches are shown by a (+).....	125
Figure 5. Distribution of catches of age 0.0 juvenile chum salmon. All were less than 200 mm in fork length. Symbol size (●) is proportional to catch per tow; zero catches are shown by a (+).....	126
Figure 6. Distribution of catches of age X.0 juvenile sockeye salmon. All were less than 200 mm in fork length. Symbol size (●) is proportional to catch per tow; zero catches are shown by a (+). ....	127
Figure 7. Distribution of catches of age X.0 juvenile coho salmon. All were less than 300 mm in fork length. Symbol size (●) is proportional to catch per tow; zero catches are shown by a (+).....	128
Figure 8. Distribution of catches of juvenile chinook salmon from 100 to 199 mm in fork length. Symbol size (●) is proportional to catch per tow; zero catches are shown by a (+). ....	129
Figure 9. Distribution of catches of juvenile chinook salmon from 200 to 299 mm in fork length. Symbol size (●) is proportional to catch per tow; zero catches are shown by a (+). ....	130
Figure 10. Distribution of catches of chinook salmon from 300 to 349 mm in fork length. Symbol size (●) is proportional to catch per tow; zero catches are shown by a (+). ....	131
Figure 11. Distribution of catches of chinook salmon from 350 to 399 mm in fork length. Symbol size (●) is proportional to catch per tow; zero catches are shown by a (+). ....	132
Figure 12. Distribution of catches of chinook salmon from 400 to 499 mm in fork length. Symbol size (●) is proportional to catch per tow; zero catches are shown by a (+). ....	133

Figure 13. Distribution of of chinook salmon from 500 to 599 mm in fork length. Symbol size (●) is proportional to catch per tow; zero catches are shown by a (+).....	134
Figure 14. Distribution of of chinook salmon from 600 to 699 mm in fork length. Symbol size (●) is proportional to catch per tow; zero catches are shown by a (+).....	135
Figure 15. Distribution of of chinook salmon from 700 to 799 mm in fork length. Symbol size (●) is proportional to catch per tow; zero catches are shown by a (+).....	136
Figure 16. Distribution of adult pink catches. Symbol size (●) is proportional to catch per tow; zero catches are shown by a (+). ....	137
Figure 17. Distribution of adult chum catches. Symbol size (●) is proportional to catch per tow; zero catches are shown by a (+). ....	138
Figure 18. Distribution of adult sockeye catches. Symbol size (●) is proportional to catch per tow; zero catches are shown by a (+). ....	139
Figure 19. Distribution of adult coho catches. Symbol size (●) is proportional to catch per tow; zero catches are shown by a (+). ....	140
Figure 20. Size distribution (fork length; mm) of Pacific salmon caught on the CCGS <i>W.E. Ricker</i> survey to the Gulf of Alaska, 21/06/2006 - 30/06/2006. ....	141
Figure 21. Boxplots of size distributions by region for juvenile pink salmon on the CCGS <i>W.E. Ricker</i> survey to the Gulf of Alaska, 21/06/2006 - 30/06/2006. Boxplots for each region are displayed along a latitudinal gradient that runs along the x-axis. The most northern region is on the left. ....	142
Figure 22. Boxplots of size distributions by region for juvenile chum salmon on the CCGS <i>W.E. Ricker</i> survey to the Gulf of Alaska, 21/06/2006 - 30/06/2006. Boxplots for each region are displayed along a latitudinal gradient that runs along the x-axis. The most northern region is on the left. ....	143
Figure 23. Boxplots of size distributions by region for juvenile sockeye salmon on the CCGS <i>W.E. Ricker</i> survey to the Gulf of Alaska, 21/06/2006 - 30/06/2006. Boxplots for each region are displayed along a latitudinal gradient that runs along the x-axis. The most northern region is on the left. ....	144

Figure 24. Boxplots of size distributions by region for juvenile coho salmon on the CCGS *W.E. Ricker* survey to the Gulf of Alaska, 21/06/2006 - 30/06/2006. Boxplots for each region are displayed along a latitudinal gradient that runs along the x-axis. The most northern region is on the left. .... 145



**ABSTRACT**

Morris, J. F. T., Trudel, M., Thiess, M. E., Zubkowski, T. B., Boyle, C. A., and Maclean, H. R. 2008. CCGS *W. E. Ricker* Gulf of Alaska salmon survey, June 21-30, 2006. Can. Data Rep. Fish. Aquat. Sci. 1198: 145 p.

The Highseas Salmon program of Fisheries and Oceans Canada conducted a survey of Pacific salmon in the Gulf of Alaska from June 21 - 30, 2006 on the CCGS *W. E. Ricker*. The objectives of the survey were to (1) evaluate the distribution and ecology of juvenile Pacific salmon (*Oncorhynchus spp.*) during their first year in the ocean, (2) describe the ambient oceanographic conditions, and (3) quantify the biomass of zooplankton. Fish, oceanographic, and zooplankton sampling was conducted at stations ranging from the west coast of Vancouver Island to Forrester Island off Southeast Alaska (54.79° N).

A total of 8014 Pacific salmon were caught on the survey. Of these, 3766 were juvenile pink salmon (*O. gorbuscha*), 2636 were juvenile chum salmon (*O. keta*), 475 were juvenile sockeye salmon (*O. nerka*) and 641 were juvenile coho salmon (*O. kisutch*) in their first summer (age X.0) in the ocean and 111 were juvenile chinook salmon (*O. tshawytscha*) under 300 mm in fork length. Juvenile pink and sockeye were abundant along the migration pathway through Queen Charlotte Sound, Hecate Strait, and Dixon Entrance, and off Southeast Alaska. Juvenile chum were abundant in Juan de Fuca, on the west coast of Vancouver Island and along the migration pathway through Queen Charlotte Sound, Hecate Strait, and Dixon Entrance. However, only three juvenile chum were caught off Southeast Alaska. Juvenile coho and juvenile chinook less than 300 mm in fork length were caught in all the regions of the survey.

Juvenile pink, chum, sockeye, and coho generally increased in size towards Southeast Alaska. This size progression with latitude may indicate that fast growing juvenile salmon migrate northward at a faster rate on the continental shelf, or that Southeast Alaska salmon stocks that are composed of larger juveniles join the migration stream.

Thirty-nine of the 40 juvenile chinook with CWT 's that were captured on this survey were from Columbia-Snake River stocks. Thirty-five CWT's were recovered off the west coast of Vancouver Island, one was recovered in Hecate Strait, one was recovered off the west coast of the Queen Charlotte Islands, and two were recovered off Cape Muzon in Southeast Alaska. This recovery pattern indicates that some portion of Columbia-Snake River juvenile chinook undertake a rapid northward migration along the shelf. It also suggests that the migration stream bifurcates at some point south of Cape St. James so that some juvenile chinook swim north to Southeast Alaska on the west coast of the Queen Charlotte Islands and some swim north through Hecate Strait and Dixon Entrance.

Of the 48 juvenile coho recovered with CWT 's, 29 were from Columbia-Snake River stocks, one was from a coastal Oregon stock, 16 were from coastal Washington

State and Puget Sound stocks, and two were from Robertson Creek on Vancouver Island. Ten CWT's were recovered off Southeast Alaska which indicates that some portion from these southern coho stocks also undertake a rapid northward migration.

## RÉSUMÉ

Morris, J. F. T., Trudel, M., Thiess, M. E., Zubkowski, T. B., Boyle, C. A., and Maclean, H. R. 2008. Campagne d'évaluation des saumons dans le Golfe de l'Alaska à bord du CCGS *W. E. Ricker* du 21 au 30 juin 2006. Can. Data Rep. Fish. Aquat. Sci. 1198: 145 p.

Le programme canadien des Saumons en Haute Mer de Pêches de Océans Canada a réalisé une étude sur les saumons du Pacifique dans le Golfe de l'Alaska du 21 au 30 juin 2006. Les objectifs de cette étude étaient de (1) évaluer la distribution et l'écologie des saumons du Pacifique (*Oncorhynchus* spp.) juvéniles durant leur première année en mer, (2) décrire les conditions océanographiques ambiantes, et (3) quantifier la biomasse de zooplancton. Nous avons mesuré les conditions océanographiques et échantillonné le zooplancton et les poissons à des stations situées entre la côte ouest de l'Île de Vancouver et l'Île de Forrester dans le sud-est de l'Alaska (54.79°N).

En tout, 8014 saumons du Pacifique ont été capturés durant cette étude, incluant : 3766 saumons roses (*O. gorbuscha*) juvéniles, 2636 saumons kétas (*O. keta*) juvéniles, 475 saumons rouges (*O. nerka*) juvéniles, 641 saumons coho (*O. kisutch*) juvéniles durant leur premier été en mer (âge X.0), et 111 saumons quinnats (*O. tshawytscha*) ayant une longueur à la fourche inférieure à 300 mm. Les saumons juvéniles roses et rouges étaient abondants le long d'un couloir de migration qui comporte le Déroit de la Reine Charlotte, le Déroit de Hécate, le Déroit de Dixon et le sud-est de l'Alaska. Les saumons juvéniles kétas étaient abondants dans le Déroit de Juan de Fuca, sur la côte ouest de l'Île de Vancouver, ainsi que le long d'un couloir de migration qui comporte le Déroit de la Reine Charlotte, le Déroit de Hécate, et le Déroit de Dixon. Cependant, seulement trois saumons juvéniles kétas ont été capturés dans le sud-est de l'Alaska. Les saumons cohos juvéniles et quinnats ayant une longueur à la fourche inférieure à 300 mm ont été capturés dans toutes les régions de cette étude.

La taille des saumons juvéniles roses, kétas, rouges et cohos augmentait vers le sud-est de l'Alaska. Cette augmentation de la taille en fonction de la latitude indique possiblement que les saumons juvéniles qui ont une croissance plus rapide migrent plus rapidement sur le plateau continental, ou que les stocks de saumons du sud-est de l'Alaska qui produisent des saumoneaux plus grands se joignent au couloir de migration.

Trente-neuf des 40 saumons quinnats juvéniles marqués à l'aide de CWT qui ont été capturés durant cette étude provenait de la rivière Columbia-Snake. Trente-cinq de ces poissons ont été capturés sur la côte ouest de l'Île de Vancouver, un dans le Déroit de Hécate, un sur la côte ouest des Îles de la Reine Charlotte, et du près du Cap Muzon dans le sud-est de l'Alaska. Ces données indiquent qu'une fraction des saumons quinnats juvéniles de la rivière Columbia-Snake entreprenne une migration rapide vers le nord le long du plateau continental. Ces données suggèrent également

qu'il y a une bifurcation de la migration au sud du Cap St-James, de telle sorte que certains saumons quinnats migrent vers le sud-est de l'Alaska en passant par la côte ouest des Îles de la Reine Charlotte, alors que d'autres migrent par le Déroit de Hécate et le Déroit de Dixon.

En tout, 48 saumons cohos juvéniles marqués à l'aide de CWT ont été capturés durant cette étude, incluant 29 qui provenait de la rivière Columbia-Snake, un de la côte de l'Orégon, 16 de la côte du Washington et du goulet de Puget, et deux du ruisseau de Robertson sur l'Île de Vancouver. Dix de ces poissons ont été capturés dans le sud-est de l'Alaska, ce qui suggère que certains stocks entreprennent une migration rapide vers le nord.

## INTRODUCTION

The Highseas Program of Fisheries and Oceans Canada has conducted annual Pacific salmon surveys in the Gulf of Alaska since 1995<sup>(1-29)</sup>. The main objectives of these surveys were to collect information on (1) the distribution and ecology of Pacific salmon (*Oncorhynchus spp.*) during their ocean phase, (2) the ambient oceanographic conditions, and (3) the distribution and biomass of zooplankton.

This report documents the data collected for the survey completed from June 21-30, 2006. The survey design comprised fish, oceanographic, and zooplankton sampling from the west coast of Vancouver Island to Southeast Alaska.

## MATERIALS AND METHODS

### General Survey Information

Figures 1, 2, and 3 show the fishing, oceanographic, and zooplankton stations, respectively, completed by the *CCGS W.E. Ricker* on the June 21 - 30, 2006 survey. A total of 60 fishing stations, 69 oceanographic stations, and 60 zooplankton stations were completed. The survey conducted scientific operations in Juan de Fuca, off the west coast of Vancouver Island, in Queen Charlotte Sound, in Hecate Strait, in Dixon Entrance, off the west coast of the Queen Charlotte Island, and on the shelf off Southeast Alaska. Four of the Highseas Salmon program's standard cross-shelf transects were completed: the Estevan Point transect on the west coast of Vancouver Island, the Triangle Island transect across Queen Charlotte Sound, the Hecate Strait transect, and the Forrester Island transect off Southeast Alaska. In addition, two cross-shelf transects were completed out to Laperouse Bank off southern Vancouver Island and off Quatsino off northern Vancouver Island, and a third transect was completed across Dixon Entrance from Rose Spit to Cape Muzon.

### Fishing Gear and Fishing Operations

The survey was conducted on the *CCGS W.E. Ricker*, a stern trawler 58 m in length which is powered by a 2500 H.P. model AH 40 Akasaka diesel engine. The *CCGS W.E. Ricker* towed a mid-water trawl, originally manufactured by Cantrawl Nets Ltd., Richmond, BC, and later modified to a model 240 trawl. The trawl has a heavy-duty front end of hexagonal web made from 3/8 in. (9.5 mm) and 5/16 in. (7.9 mm) Tenex rope, and a tapered body made-up of 64 in. (163 cm), 32 in. (81.3 cm), 16 in. (40.6 cm), 8 in. (20.3 cm) and 4 in. (10.2 cm) polypropylene sections, an intermediate section of 3 in. (7.6 cm) polypropylene, and a codend of 1.5 in. (3.8 cm) knotted nylon lined with 0.25 in. mesh (64 mm). The trawl has three 40 m bridles of 5/8 in. (1.6 cm) wire rope per side that are attached with a single hook-up to 5 m Jet doors. Typically, 150 m of 1.25 in. (3.2 cm) warp was paid out to tow the trawl at the surface. The *CCGS W.E. Ricker* was able to tow the trawl at the surface at 5 knots ( $2.6 \text{ m s}^{-1}$ ) in good sea conditions, and this typically achieved a mouth opening of approximately 28 m wide by 16 m deep as measured acoustically by a Scanmar trawl eye mounted on the headrope.

## Oceanographic Sampling

At oceanographic stations, the scientific crew (1) conducted CTD (conductivity-temperature-depth) casts, (2) collected seawater samples at 10 m from the surface with a Niskin bottle for nitrate, phosphate, silicate, and salinity, and (3) filtered surface seawater on GF/F glass fibre filter disks for chlorophyll *a*. Nitrate, phosphate, and silicate samples were collected in acid-washed glass test tubes, and the glass fiber disks were folded and placed in polypropylene scintillation vials. All these samples were stored frozen. CTD casts were conducted to 250 m or within 5 m of the bottom with a Seabird SBE 911+ probe. Several calibration samples from selected CTD casts were collected over the course of the survey with Niskin bottles at depths where the salinities were stable.

## Zooplankton Sampling

At zooplankton stations, vertical bongo tows to approximately 150 m or within 10 m of the bottom were conducted with two 57 cm diameter, 253  $\mu$ m Nitex nets. One of the nets was equipped with a flowmeter. Zooplankton collected from the net with the flowmeter were preserved in 10% formalin and sent to the zooplankton laboratory at the Institute of Ocean Sciences, Fisheries and Oceans Canada (Sidney, BC) for species classification and enumeration. Zooplankton taken from the net without flowmeter were sorted into four size fractions by successively sieving through 8.0, 1.7, 1.0, and 0.25 mm screens. Each size fraction was weighed wet, dried at 60°C for 48 hours, re-weighed, and stored in plastic bags for future stable isotope, bomb calorimetry, and proximate analyses.

## RESULTS

### Salmon Catch Data

Table 1 and 2 report information on trawl tows and a summary of Pacific salmon catches for this survey. Tow information includes: station ID, transect name, sampling region, date and time, start latitude ( $^{\circ}$ N) and longitude ( $^{\circ}$ W), heading ( $^{\circ}$ T; degrees true), and bottom depth (m). Station ID numbers consisted of the Pacific Biological Station cruise designation ("HS200622", where HS stands for High Seas), followed by a tow number (e.g., "HS200622-IVI01" for a tow #1 inside the inlets on the west coast of Vancouver Island, British Columbia). The station ID number serves as the primary key in the High Seas salmon database that links fishing tow information with the oceanographic and zooplankton tables.

For each tow, catch totals are provided for all chinook salmon (*O. tshawytscha*) ("CK") that includes all ages and size classes, and separately for juveniles and adults of chum salmon (*O. keta*) ("CM"), coho salmon (*O. kisutch*) ("CO"), pink salmon (*O. gorbuscha*) ("PK"), and sockeye salmon (*O. nerka*) ("SE"). In this report, "juveniles" are defined as fish in their first summer in the ocean (age X.0), while "adults" include all older age groups (age X.1+ or older). Age separation was determined based on

examination of size distributions (fork length) which showed non-overlapping size modes for chum, coho, pink, and sockeye salmon. Chinook salmon were not divided into juveniles and adults based on size since there is considerable overlap among size modes that represent the multiple age groups.

The abbreviations for the regions in the tables are:

SEA	Southeast Alaska
DE	Dixon Entrance
HS	Hecate Strait
QCSD	Queen Charlotte Sound
QCI	west coast Queen Charlotte Islands
VI	west coast Vancouver Island
JF	Juan de Fuca

## Biological Data

Table 3 reports the detailed biological data collected from each Pacific salmon caught during the survey. Individual salmon were assigned a fish number which consisted of the cruise identifier (e.g., "HS200622"), followed hierarchically by tow number, species code, and sample number. For example, "HS200622-DE01-124-001" refers to tow number DE01 or tow #1 in Dixon Entrance, species code "124" for chinook salmon, and the sample number "001" (within tow and species). We used the following codes from Fisheries and Oceans' Salmon Stock Assessment database: 108, pink salmon; 112, chum salmon; 115, coho salmon; 118, sockeye salmon; and 124, chinook salmon.

Biological data collected for each salmon includes where available: species common name, fork length (mm), whole body weight (g wet), sex, stomach content weight (g wet), % water (based on the ratio of dry to wet whole body weight), coded wire tag number (CWT; if present), pit tag number (if present), and observed fin clip (if present).

## Juvenile Salmon Catch Distributions

A total of 8014 Pacific salmon were caught on the survey. Of these, 3766 were juvenile pink salmon (*O. gorbuscha*), 2636 were juvenile chum salmon (*O. keta*), 475 were juvenile sockeye salmon (*O. nerka*) and 641 were juvenile coho salmon (*O. kisutch*) in their first summer (age X.0) in the ocean and 111 were juvenile chinook salmon (*O. tshawytscha*) under 300 mm in fork length (Tables 1 and 2). Juvenile coho and chinook that were less than 300 mm in fork length were caught throughout the range of the survey at average rates of 10.3 and 1.9 fish per tow (Figures 7, 8, and 9). Juvenile pink, chum, and sockeye salmon were caught at average rates of 150.2, 64.5, and 17.5 fish per tow along the sea-going migration route followed by Fraser River and central and north coast British Columbia stocks that is through Queen Charlotte Sound,

Hecate Strait, Dixon Entrance, and on the shelf off Southeast Alaska (Figures 4, 5, and 6). Juvenile chum were also caught at a combined average rate of 51.9 fish per tow significant rates in Juan de Fuca and on the west coast of Vancouver Island. Juvenile sockeye were caught at scattered locations and at the low combined average rate of 1.3 fish per tow in Juan de Fuca Strait and on the west coast of Vancouver Island. Both juvenile chum and sockeye were caught at the low average rates of 5.0 and 1.0 fish per tow respectively at five stations off the west coast of Graham Island in the Queen Charlottes.

### **Size Comparisons of Juvenile Salmon Among Regions**

Figure 20 shows the length frequencies for each species of salmon caught on the cruise, and figures 21 to 24 show comparisons of sizes among regions for juvenile pink, chum, sockeye, and coho, respectively. No regional comparisons of size were made for juvenile chinook of specific ocean age classes due to the considerable overlap among size modes that represent multiple age groups. Juvenile pink, chum, sockeye, and coho were all generally greater in size in the northern regions ( $F = 59.4$ ,  $p < 0.001$ ;  $F = 499.5$ ,  $p < 0.001$ ,  $F = 36.3$ ,  $p < 0.001$ ; and  $F = 119.2$ ,  $p < 0.001$ ). Juvenile pink (age 0.0) averaged 113 mm, 124 mm, 121 mm, and 137 mm in Queen Charlotte Sound, in Hecate Strait, in Dixon Entrance, and off Southeast Alaska. Juvenile chum (age 0.0) averaged, 113 mm, 138 mm, 136 mm on the west coast Vancouver Island, in Queen Charlotte Sound, and in Hecate Strait. Juvenile sockeye (age X.0) averaged 121 mm, 126 mm, 132 mm, 125 mm, and 151 mm off the west coast of Vancouver Island, in Queen Charlotte Sound, in Hecate Strait, in Dixon Entrance, and off Southeast Alaska. Juvenile coho (age X.0) averaged 191 mm, 193 mm, 181 mm, 210 mm, 182 mm, 223 mm, and 214 mm in Juan de Fuca Strait, off the west coast of Vancouver Island, in Queen Charlotte Sound, in Hecate Strait, off the west coast of the Queen Charlotte Islands, in Dixon Entrance, and off Southeast Alaska. These size patterns were consistent with a regional comparison on fork length data for juvenile pink, chum sockeye, and coho compiled from Canadian Highseas Salmon surveys in June and July from 1998 to 2005 ( $F = 85.2$ ,  $p < 0.001$ ;  $F = 12.7$ ,  $p < 0.000$ ;  $F = 297.1$ ,  $p < 0.001$ ; and  $F = 19.8$ ,  $p < 0.001$ ). Over this 8 year period, juvenile pink averaged 126 mm, 112 mm, 115 mm, 118 mm, and 132 mm off Vancouver Island, in Queen Charlotte Sound, in Hecate Strait, in Dixon Entrance, and off Southeast Alaska. Juvenile chum averaged 129 mm, 126 mm, 131 mm, and 136 mm off Vancouver Island, in Queen Charlotte Sound, in Hecate Strait, and in Dixon Entrance. Juvenile sockeye averaged 121 mm, 120 mm, 134 mm, 125 mm, and 153 mm off Vancouver Island, in Queen Charlotte Sound, in Hecate Strait, in Dixon Entrance, and off Southeast Alaska. Juvenile coho averaged 201 mm, 210 mm, 176 mm, 200 mm, 218 mm off Vancouver Island in Queen Charlotte Sound, in Hecate Strait, in Dixon Entrance, and off Southeast Alaska. These size progressions for juvenile pink, sockeye, and coho with increasing latitude are probably due to a combination of fast-growing and therefore fastest swimming juvenile salmon at the leading edge of the migrations on the shelf, and infusions of larger Southeast Alaska stocks into the migration stream.



## CWT and PIT TAG Recoveries

Table 6 reports the details on the coded wire tag (CWT) salmon caught during the survey. Reported information includes the coded wire tag number, the assigned fish number, species common name, the date and region of recovery, the fork length (mm) at capture, the release area, the name of the agency and hatchery that released the tagged fish, the brood year, and dates of first and second hatchery releases.

The abbreviations for release agencies in Table 6 are:

CDFO	Canadian Department of Fisheries and Oceans
COOP	Washington Department of Fisheries - Cooperative
FWS	U.S. Fish and Wildlife Service
IDFG	Idaho Department of Fish and Game
LUMM	Lummi Tribe (WA)
ODFW	Oregon Department of Fish and Wildlife
PGAM	Port Gamble S'Klallam Tribe (WA)
QDNR	Quinault Department of Natural Resources (WA)
SUQ	Suquamish Tribe (WA)
WDFW	Washington Department of Fish and Wildlife
YAKA	Yakama Tribe (WA)

The abbreviations for release areas in Table 6 are:

CRGN	Columbia River, general
GRAY	Grays Harbor
HOOD	Hood Canal
JUAN	Strait of Juan de Fuca
LOCR	Lower Columbia River
MPS	Puget Sound mid
NOOK	Nooksack R - Samish R
NOOR	Oregon north coast
NWC	Coastal Washington, north
SNAK	Snake River
SPS	Puget Sound south
STIL	Stillaguamish R - Snohomish R
UPCR	Upper Columbia River
WCVI	west coast Vancouver Island
WILP	Willapa R

Of the 40 juvenile chinook with CWT 's that were age 1.0, 39 had been released in the Columbia-Snake River basin. These stream-ecotype juvenile chinook ranged in fork length at capture from 148 to 245 mm. The recovery pattern on this June survey suggests that some portion Columbia-Snake River juvenile chinook undertake a rapid northward migration along the shelf, and that the migration stream bifurcates around the

Queen Charlotte Islands: 35 CWT's were recovered off the west coast of Vancouver Island, one was recovered in Hecate Strait, one was recovered off the west coast of the Queen Charlotte Islands, and two were recovered off Cape Muzon in Southeast Alaska.

Of the 48 juvenile coho recovered with CWT's that were age 1.0, 29 had been released in the Columbia-Snake River basin, one was released on the north coast of Oregon, 16 were released in Washington State, and two were released from the Robertson Creek hatchery on the west coast of Vancouver Island. The recovery pattern on this survey indicates that some portion of juvenile coho from all these southern stocks including those from the Columbia-Snake River basin must also undertake a rapid northward migration along the shelf: 38 were recovered off the west coast of Vancouver Island and 10 were recovered off Southeast Alaska.

In addition, 6 adult chinook with CWT's, 4 adult coho with CWT's, and 4 juvenile chinook with blank tags were recovered in total off the west coast of Vancouver Island and in the Strait of Juan de Fuca.

One juvenile chinook that was carrying a PIT tag was captured on the Estevan Point transect off the west coast of Vancouver Island. It had been tagged and released on the Crook River, 961 km upstream within the Columbia River basin that spring on March 27 (Table 7).

### **Oceanographic Data**

Table 4 reports the physical oceanographic data collected during the survey, including the station ID number, transect, region, the date and time in UTC, the latitude ( $^{\circ}$ N) and longitude ( $^{\circ}$ W), sea surface temperature (SST;  $^{\circ}$ C), and salinity (SSS; ppt) taken from the CTD files, sea surface salinities (ppt) determined from the sample bottles that were used to calibrate the CTD probe, nitrate, silicate and phosphate concentrations ( $\mu\text{mol L}^{-1}$ ), and chlorophyll *a* ( $\mu\text{g L}^{-1}$ ).

The contact procedure to obtain the CTD files is available at:

[http://www-sci.pac.dfo-mpo.gc.ca/osap/data/default\\_e.htm](http://www-sci.pac.dfo-mpo.gc.ca/osap/data/default_e.htm)

### **Zooplankton Data**

Table 5 reports the zooplankton data by station collected by the Bongo tows, including the station ID number, transect, region, latitude ( $^{\circ}$ N) and longitude ( $^{\circ}$ W), bottom depth (m), the date and time, target depth (m), tow duration, wire angle (degrees), and volume of ocean water sampled in cubic meters that is calculated from the flow meter readings. Also shown are the dry weights (g) of zooplankton which were standardised to 1,000 cubic meters sampled for the 8.0, 1.7, 1.0, and 0.25 mm size factions as well as for the total sample.

The contact procedure to obtain detail species records from selected plankton sampling stations is available at:

[http://www.pac.dfo-mpo.gc.ca/sci/osap/projects/plankton/zooplanktondatabase\\_e.htm](http://www.pac.dfo-mpo.gc.ca/sci/osap/projects/plankton/zooplanktondatabase_e.htm)

## REFERENCES

- 1) Welch, D. W., Morris, J. F. T., Demers, E., and Carlson, H. R. 2002. *F.V. Anita J.* Gulf of Alaska salmon survey, March 25 - April 9, 1995. Can. Data Rep. Fish. Aquat. Sci. 1097: 19 p.
- 2) Welch, D. W., Morris, J. F. T., Demers, E., and Carlson, H. R. 2002. *CCGS W.E. Ricker* Gulf of Alaska salmon survey, October 2-20, 1995. Can. Data Rep. Fish. Aquat. Sci. 1098: 23 p.
- 3) Welch, D. W., Morris, J. F. T., Demers E., and Wing, B. L. 2002. *F.V. Columbia* Gulf of Alaska salmon survey, October 7 - November 10, 1995. Can. Data Rep. Fish. Aquat. Sci. 1099: 112 p.
- 4) Welch, D. W., Morris, J. F. T., Demers, E., and Eveson, J.P. 2002. *CCGS W.E. Ricker* Gulf of Alaska salmon survey, October, 1996. Can. Data Rep. Fish. Aquat. Sci. 1100: 64 p.
- 5) Welch, D. W., Morris, J. F. T., and Demers, E. 2002. *CCGS W.E. Ricker* Gulf of Alaska salmon survey, March - April, 1997. Can. Data Rep. Fish. Aquat. Sci. 1101: 19 p.
- 6) Welch, D. W., Morris, J. F. T., and Demers, E. 2002. *CCGS W.E. Ricker* Gulf of Alaska salmon survey, November - December, 1997. Can. Data Rep. Fish. Aquat. Sci. 1102: 45 p.
- 7) Welch, D. W., Morris, J. F. T., Ladouceur, A. R., Tucker, S., and Demers, E. 2002. *CCGS W.E. Ricker* Gulf of Alaska salmon surveys, 1998. Can. Data Rep. Fish. Aquat. Sci. 1103: 188 p.
- 8) Welch, D. W., Morris, J. F. T., Ladouceur, A. R., Tucker, S., and Demers, E. 2002. *CCGS W.E. Ricker* Gulf of Alaska salmon surveys, 1999. Can. Data Rep. Fish. Aquat. Sci. 1104: 113p.
- 9) Welch, D. W., Morris, J. F. T., Thiess, M. E., Trudel, M., and Anderson, D. J. 2003. *CCGS W.E. Ricker* Gulf of Alaska salmon survey, June 27 to July 6, 2000. Can. Data Rep. Fish. Aquat. Sci. 1125: 110 p.
- 10) Welch, D. W., Morris, J. F. T., Thiess, M. E., Trudel, M., Ladouceur, A. R., Jacobs, M. C., Zubkowski, T. B., Demers, E., and Zamon, J. E. 2004. *CCGS W.E. Ricker* Gulf of Alaska salmon survey, June 14-24, 2001. Can. Data Rep. Fish. Aquat. Sci. 1135: 86 p.

- 11) Welch, D. W., Morris, J. F. T., Thiess, M. E., Trudel, M., Ladouceur, A. R., Zubkowski, T. B., MacLean, H. R., Jacobs, M. C., and Winchell, P. M. 2004. *CCGS W.E. Ricker* Gulf of Alaska salmon survey, October 9 to November 5, 2001. *Can. Data Rep. Fish. Aquat. Sci.* 1136: 145 p.
- 12) Welch, D. W., Morris, J. F. T., Thiess, M. E., Trudel, M., Ladouceur, A. R., Jacobs, M. C., Zubkowski, T. B., and MacLean, H. R. 2004. *CCGS W.E. Ricker* Gulf of Alaska salmon survey, August 15-26, 2002. *Can. Data Rep. Fish. Aquat. Sci.* 1137: 121 p.
- 13) Welch, D. W., Morris, J. F. T., Thiess, M. E., Trudel, M., Ladouceur, A. R., Zubkowski, T. B., Jacobs, M. C., Winchell, P.M., and MacLean, H. R. 2004. *CCGS W.E. Ricker* Gulf of Alaska salmon survey, October 17 to November 9, 2002. *Can. Data Rep. Fish. Aquat. Sci.* 1138: 122 p.
- 14) Welch, D. W., Morris, J. F. T., Thiess, M. E., Trudel, M., Ladouceur, A. R., Zubkowski, T. B., Jacobs, M. C., Winchell, P. M., and MacLean, H. R. 2004. *CCGS W.E. Ricker* Gulf of Alaska salmon survey, February 14-26, 2003. *Can. Data Rep. Fish. Aquat. Sci.* 1139: 65 p.
- 15) Welch, D. W., Morris, J. F. T., Thiess, M. E., Trudel, M., Zamon, J. E., Zubkowski, T. B., Ladouceur, A. R., Jacobs, M. C., Robert, M., and Wyeth, M. 2004. *CCGS W.E. Ricker* Gulf of Alaska salmon survey, October 4-30, 2000. *Can. Data Rep. Fish. Aquat. Sci.* 1141: 205 p.
- 16) Welch, D. W., Morris, J. F. T., Zamon, J. E., Thiess, M. E., Trudel, M., Ladouceur, A. R., Jacobs, M. C., Zubkowski, T. B., Demers, E., and Robert, M. 2004. *CCGS W.E. Ricker* Gulf of Alaska salmon survey, March 9-24, 2001. *Can. Data Rep. Fish. Aquat. Sci.* 1142: 67 p.
- 17) Welch, D. W., Morris, J. F. T., Thiess, M. E., Trudel, M., Ladouceur, A. R., Jacobs, M. C., Zubkowski, T. B., Winchell, P. M., and MacLean, H. R. 2004. *CCGS W.E. Ricker* Gulf of Alaska salmon survey, February 27 to March 17, 2002. *Can. Data Rep. Fish. Aquat. Sci.* 1143: 56 p.
- 18) Welch, D. W., Morris, J. F. T., Thiess, M. E., Trudel, M., Ladouceur, A. R., Zubkowski, T. B., Jacobs, M. C., Winchell, P. M., and MacLean, H. R. 2004. *CCGS W.E. Ricker* Gulf of Alaska salmon survey, June 9-11, 2003. *Can. Data Rep. Fish. Aquat. Sci.* 1144: 54 p.
- 19) Welch, D. W., Morris, J. F. T., Thiess, M. E., Trudel, M., Ladouceur, A. R., Jacobs, M. C., Zubkowski, T. B., and MacLean, H. R. 2004. *CCGS W.E. Ricker* Gulf of Alaska salmon survey, October 8-27, 2003. *Can. Data Rep. Fish. Aquat. Sci.* 1145: 116 p.

- 20) Welch, D. W., Morris, J. F. T., Thiess, M. E., Trudel, M., Ladouceur, A. R., Zubkowski, T. B., Jacobs, M. C., and MacLean, H. R. 2004. *F.V. Ocean Selector* Gulf of Alaska salmon survey, June 16-28, 2002. Can Data Rep. Fish. Aquat. Sci. 1146: 71 p.
- 21) Morris, J. F. T., Welch, D. W., Thiess, M. E., Trudel, M., Ladouceur, A. R., Jacobs, M. C., and Zubkowski, T. B. 2004. The joint USA – Canada echo integration - trawl survey in 2001: a report on the catch and biological data collected for Pacific salmon from July 28 to August 18. Can Data Rep. Fish. Aquat. Sci. 1150: 110 p.
- 22) Morris, J. F. T., Welch, D. W., Winchell, P. M., Thiess, M. E., Trudel, M., Zubkowski, T. B., and MacLean, H.R.. 2004. The joint USA – Canada echo integration - trawl survey from June 24 to September 8, 2003: a report on the catch and biological data collected for Pacific salmon off Southeast Alaska. Can Data Rep. Fish. Aquat. Sci. 1151: 43 p.
- 23) Morris, J. F. T., Trudel, M., Thiess, M. E., Zubkowski, T. B., and MacLean, H. R. 2007. *CCGS W.E. Ricker* Gulf of Alaska salmon survey, October 20 – November 21, 2004. Can. Data Rep. Fish. Aquat. Sci. 1184: 121 p.
- 24) Morris, J. F. T., Trudel, M., Thiess, M. E., Zubkowski, T. B., and MacLean, H. R. 2007. *CCGS W.E. Ricker* Gulf of Alaska salmon survey, March 4-25, 2006. Can. Data Rep. Fish. Aquat. Sci. 1185: 83 p.
- 25) Morris, J. F. T., Trudel, M., Thiess, M. E., Zubkowski, T. B., Boyle, C. A., and MacLean, H. R. 2007. *CFV Frosti* Gulf of Alaska salmon survey, October 27 - November 20, 2006. Can. Data Rep. Fish. Aquat. Sci. 1186: 136 p.
- 26) Morris, J. F. T., Trudel, M., Thiess, M. E., Zubkowski, T. B., and MacLean, H. R. 2007. *CFV Frosti* Gulf of Alaska salmon survey, June 28 - July 7, 2005. Can. Data Rep. Fish. Aquat. Sci. 1187: 125 p.
- 27) Morris, J. F. T., Trudel, M., Thiess, M. E., Zubkowski, T. B., Boyle, C. A., and MacLean, H. R. 2007. *CCGS W.E. Ricker* Gulf of Alaska salmon survey, February 28 - March 27, 2006. Can. Data Rep. Fish. Aquat. Sci. 1191: 73 p.
- 28) Morris, J. F. T., Trudel, M., Welch, D. W., Thiess, M. E., Zubkowski, T. B., and MacLean, H. R. 2007. *CCGS W.E. Ricker* Gulf of Alaska salmon survey, February 13- 28, 2004. Can. Data Rep. Fish. Aquat. Sci. 1193: 47p.
- 29) Morris, J. F. T., Trudel, M., Thiess, M. E., Zubkowski, T. B., and MacLean, H. R. 2007. *CCGS W.E. Ricker* Gulf of Alaska salmon survey, June 12-19, 2004. Can. Data Rep. Fish. Aquat. Sci. 1194: 150 p.

Table 1. Tow positions and catch summaries of Pacific salmon for the CCGS *W.E. Ricker* survey to the Gulf of Alaska, 21/06/2006 - 30/06/2006.

Station ID	Station Name	Region	Date	Time	Latitude (°N)	Longitude (°W)	Heading (°T)	SOG (kts)	Bottom Depth (m)	CK all	CM Juv	CM ad.	CO Juv	CO Ad.	PK Juv	PK Ad.	SE Juv	SE Ad.
HS200622-JF01	JUAN DE FUCA - BECHER BAY	JF	21-Jun-06	07:56	48.298	123.662	272	5.84	148	0	16	0	19	0	7	1	1	0
HS200622-JF02	JUAN DE FUCA - OTTER PT	JF	21-Jun-06	09:37	48.332	123.832	288	4.62	144	0	10	0	4	0	3	0	0	0
HS200622-JF03	JUAN DE FUCA - RIVER JORDAN	JF	21-Jun-06	11:46	48.387	124.064	292	3.6	83	1	0	0	0	7	0	0	0	0
HS200622-JF04	JUAN DE FUCA - SOMBRIO PT	JF	21-Jun-06	13:57	48.446	124.304	305	3.98	105	1	1	0	1	3	0	0	0	0
HS200622-JF05	JUAN DE FUCA - SAN JUAN	JF	21-Jun-06	15:46	48.500	124.499	293	4.66	157	10	0	0	0	4	0	0	0	0
HS200622-VI01	SWIFTSURE BANK	VI	21-Jun-06	17:56	48.597	124.818	272	4.61	49	15	28	0	1	0	0	0	0	2
HS200622-VI02	OFF CAPE BEALE	VI	22-Jun-06	07:30	48.800	125.430	216	5.02	88	5	43	0	11	6	0	0	0	0
HS200622-VI03	LAPEROUSE BK- OFF CAPE BEALE	VI	22-Jun-06	09:37	48.660	125.578	225	4.93	175	3	0	0	0	12	0	0	0	0
HS200622-VI04	LAPEROUSE BK- OFF CAPE BEALE	VI	22-Jun-06	12:13	48.580	125.739	218	4.6	69	2	0	0	1	3	0	0	0	0
HS200622-VI05	LAPEROUSE BK- OFF CAPE BEALE	VI	22-Jun-06	13:46	48.481	125.883	213	4.57	120	1	0	0	12	0	0	0	0	0
HS200622-VI06	LAPEROUSE BK- BARCLAY CANYON	VI	22-Jun-06	15:38	48.395	126.021	220	4.56	252	0	5	0	0	0	0	0	0	0
HS200622-VI07	LAPEROUSE BK- BARCLAY CANYON	VI	22-Jun-06	18:17	48.303	126.229	214	4.33	1102	aborted after 2 minutes due to presence of dolphins								
HS200622-EP01	ESTEVAN PT	VI	23-Jun-06	07:34	49.341	126.552	226	4.87	48	18	51	0	51	11	0	1	4	2
HS200622-EP02	ESTEVAN PT	VI	23-Jun-06	08:53	49.306	126.625	229	5.16	93	24	42	0	35	2	0	0	7	1
HS200622-EP03	ESTEVAN PT	VI	23-Jun-06	10:16	49.271	126.699	225	4.76	113	25	18	0	136	0	0	0	4	0
HS200622-EP04	ESTEVAN PT	VI	23-Jun-06	11:38	49.229	126.784	224	4.56	127	0	0	0	0	0	0	0	0	0
HS200622-EP05	ESTEVAN PT	VI	23-Jun-06	13:02	49.204	126.832	230	4.5	139	0	0	0	0	0	0	0	1	0
HS200622-EP07	ESTEVAN PT	VI	23-Jun-06	16:03	49.125	126.994	224	4.59	515	0	0	0	0	0	0	0	0	0
HS200622-VI08	2 nmi OFF KAINS IS - OFF QUATSINO	VI	24-Jun-06	07:38	50.420	127.995	227	5.12	142	6	765	0	9	7	0	0	6	0
HS200622-VI09	5.5 nmi OFF KAINS IS - OFF QUATSINO	VI	24-Jun-06	09:10	50.351	128.110	226	4.87	91	3	0	0	1	2	0	0	0	0
HS200622-VI10	10.5 nmi OFF KAINS IS - OFF QUATSINO	VI	24-Jun-06	10:38	50.290	128.212	226	5.15	449	0	2	0	0	2	0	0	0	0
HS200622-VI11	2 nmi W KAINS IS - OFF QUATSINO	VI	24-Jun-06	13:10	50.437	128.102	301	4.45	60	5	2	0	0	1	0	2	2	0
HS200622-VI12	2 nmi OFF TOPKNOT PT	VI	24-Jun-06	15:20	50.524	128.268	327	4.45	50	4	6	0	8	1	0	0	1	0
HS200622-VI13	1.5 W OFF SAN JOSEF BAY	VI	24-Jun-06	17:36	50.640	128.386	328	4.27	51	aborted after 6 minutes due to presence of dolphins								
HS200622-T07	TRIANGLE IS	VI	25-Jun-06	07:32	50.836	129.196	45	5.92	82	6	16	1	24	0	0	0	2	0
HS200622-T06	TRIANGLE IS	VI	25-Jun-06	09:16	50.952	128.970	49	6.23	63	3	8	2	4	0	0	0	3	0
HS200622-T05	TRIANGLE IS	QCSD	25-Jun-06	10:35	51.020	128.842	49	5.63	57	0	7	5	3	0	1	0	2	0
HS200622-T04	TRIANGLE IS	QCSD	25-Jun-06	12:13	51.082	128.703	43	4.62	62	0	48	0	3	0	5	0	5	0
HS200622-T03	TRIANGLE IS	QCSD	25-Jun-06	13:43	51.156	128.570	57	5.49	157	0	69	0	1	0	71	0	30	0
HS200622-T02	TRIANGLE IS	QCSD	25-Jun-06	15:10	51.219	128.447	53	4.74	182	2	230	0	4	0	72	0	40	0

Table 1. Tow positions and catch summaries of Pacific salmon for the CCGS W.E. Ricker survey to the Gulf of Alaska, 21/06/2006 - 30/06/2006.

Station ID	Station Name	Region	Date	Time	Latitude (°N)	Longitude (°W)	Heading (°T)	SOG (kts)	Bottom Depth (m)	CK all	CM Juv	CM ad.	CO Juv	CO Ad.	PK Juv	PK Ad.	SE Juv	SE Ad.
HS200622-T01	TRIANGLE IS	QCSD	25-Jun-06	16:40	51.265	128.328	308	4.1	74	5	145	0	4	0	113	0	37	0
HS200622-H01	HECATE ST	HS	26-Jun-06	07:34	52.207	129.209	290	5	156	1	469	0	3	0	587	0	43	0
HS200622-H02	HECATE ST	HS	26-Jun-06	09:31	52.258	129.470	290	4.99	186	0	620	0	5	0	418	0	81	0
HS200622-H03	HECATE ST	HS	26-Jun-06	11:29	52.327	129.711	294	4.42	204	0	16	0	0	0	24	0	17	0
HS200622-H04	HECATE ST	HS	26-Jun-06	13:27	52.375	129.977	286	4.87	217	0	0	0	0	0	0	0	0	0
HS200622-H05	HECATE ST	HS	26-Jun-06	15:36	52.444	130.240	294	4.79	316	0	0	0	0	0	0	0	0	0
HS200622-H06	HECATE ST	HS	26-Jun-06	18:06	52.487	130.511	283	4.87	148	0	0	0	0	0	0	0	0	0
HS200622-DX01	DIXON E-5 nmi N ROSE SPIT	DE	27-Jun-06	07:24	54.247	131.713	303	4.11	119	0	0	1	0	1	14	3	1	0
HS200622-DX02	DIXON E-12 nmi NW ROSE SPIT	DE	27-Jun-06	09:09	54.326	131.896	307	6.21	219	32	1	0	26	36	58	15	0	0
HS200622-DX03	DIXON E-20 nmi NW ROSE SPIT	DE	27-Jun-06	10:47	54.398	132.049	308	5.3	286	9	3	5	39	13	1630	0	12	1
HS200622-DX04	DIXON E-22 nmi SE C MUZON	DE	27-Jun-06	12:27	54.459	132.202	313	3.84	341	1	0	3	1	2	111	0	22	0
HS200622-DX05	DIXON E-13.5 nmi SE C MUZON	DE	27-Jun-06	14:13	54.530	132.382	310	4.15	357	4	1	2	10	1	489	0	52	0
HS200622-DX06	DIXON E-6 nmi SE C MUZON	DE	27-Jun-06	15:54	54.608	132.559	321	4	129	0	1	0	3	1	76	1	25	0
HS200622-SEA01	3 nmi SW C MUZON	SEA	27-Jun-06	17:57	54.622	132.750	297	4.7	109	4	1	3	95	0	2	1	16	0
HS200622-FI02	FORRESTER IS	SEA	28-Jun-06	07:45	54.787	133.157	252	5.46	203	2	1	1	5	1	27	1	31	0
HS200622-FI01	FORRESTER IS	SEA	28-Jun-06	09:38	54.782	133.087	265	5.6	210	6	1	0	102	0	1	0	0	0
HS200622-FI03	FORRESTER IS	SEA	28-Jun-06	11:26	54.765	133.351	257	4.9	123	2	0	1	6	1	47	0	20	0
HS200622-FI04	FORRESTER IS	SEA	28-Jun-06	12:48	54.744	133.461	234	3.87	144	1	0	4	2	3	10	1	4	0
HS200622-FI05	FORRESTER IS	SEA	28-Jun-06	14:20	54.735	133.593	261	4.5	193	0	0	2	0	0	0	0	0	0
HS200622-FI06	FORRESTER IS	SEA	28-Jun-06	15:44	54.727	133.735	261	4.63	190	0	0	0	0	4	0	0	0	0
HS200622-FI07	FORRESTER IS	SEA	28-Jun-06	17:07	54.710	133.866	259	4.88	224	0	0	3	0	3	0	1	0	0
HS200622-QCI01	FREDERICK IS - WEST COAST QCI	QCI	29-Jun-06	07:26	53.922	133.378	128	4.25	64	1	0	10	0	1	0	0	1	1
HS200622-QCI02	TIAN HEAD - WEST COAST QCI	QCI	29-Jun-06	09:04	53.822	133.216	160	5.1	52	4	2	48	7	5	0	0	0	0
HS200622-QCI03	SALVESEN PT - WEST COAST QCI	QCI	29-Jun-06	10:44	53.708	133.097	169	5.14	150	2	8	0	4	5	0	0	4	0
HS200622-QCI04	HIPPA IS - WEST COAST QCI	QCI	29-Jun-06	12:28	53.551	133.056	149	5.62	162	1	0	0	0	3	0	0	0	2
HS200622-QCI05	KUNAKUN PT - WEST COAST QCI	QCI	29-Jun-06	14:08	53.434	132.879	155	5.18	133	0	0	0	0	0	0	0	0	0
HS200622-QCI06	KANO INLET - WEST COAST QCI	QCI	29-Jun-06	15:53	53.282	132.792	150	5.24	165	1	0	10	0	1	0	1	1	1
HS200622-QCI07	KITGORO PT - WEST COAST QCI	QCI	29-Jun-06	17:58	53.070	132.589	142	4.89	184	0	0	0	1	0	0	0	0	0
HS200622-QCI09	MORESBY IS - WEST COAST QCI	QCI	30-Jun-06	07:37	52.630	131.989	132	4.64	157	0	0	0	0	0	0	0	0	0
HS200622-QCI10	MORESBY IS - WEST COAST QCI	QCI	30-Jun-06	09:20	52.524	131.825	135	5.08	186	4	0	0	0	1	0	0	0	0



Table 1. Tow positions and catch summaries of Pacific salmon for the CCGS *W.E. Ricker* survey to the Gulf of Alaska, 21/06/2006 - 30/06/2006.

Station ID	Station Name	Region	Date	Time	Latitude (°N)	Longitude (°W)	Heading (°T)	SOG (kts)	Bottom Depth (m)	CK all Juv	CM ad.	CO Juv	CO Ad.	PK Juv	PK Ad.	SE Juv	SE Ad.	
HS200622-QC111	MORESBY IS - WEST COAST QCI	QCI	30-Jun-06	11:03	52.414	131.667	149	5.2	164	0	0	0	0	0	0	0	0	
HS200622-QC112	MORESBY IS - WEST COAST QCI	QCI	30-Jun-06	12:38	52.286	131.539	149	5.07	161	0	0	0	0	0	0	0	0	
Totals										214	2636	101	641	143	3766	28	475	10
Overall total																8014		

Table 1 - Page 3 of 3

Table 2. Catch summaries for each size class of Chinook salmon for the CCGS *W.E. Ricker* survey to the Gulf of Alaska, 21/06/2006 - 30/06/2006.

Station ID	Region	Date	Time PST	Latitude (°N)	Longitude (°W)	Bottom Depth (m)	CK <100 mm	CK 100-199 mm	CK 200-299 mm	CK 300-349 mm	CK 350-399 mm	CK 400-499mm	CK >=500 mm	CK all
HS200622-JF01	JF	21-Jun-06	07:56	48.298	123.662	148	0	0	0	0	0	0	0	0
HS200622-JF02	JF	21-Jun-06	09:37	48.332	123.832	144	0	0	0	0	0	0	0	0
HS200622-JF03	JF	21-Jun-06	11:46	48.387	124.064	83	0	0	0	1	0	0	0	1
HS200622-JF04	JF	21-Jun-06	13:57	48.446	124.304	105	0	0	1	0	0	0	0	1
HS200622-JF05	JF	21-Jun-06	15:46	48.500	124.499	157	0	0	0	3	4	3	0	10
HS200622-VI01	VI	21-Jun-06	17:56	48.597	124.818	49	0	0	0	5	6	4	0	15
HS200622-VI02	VI	22-Jun-06	07:30	48.800	125.430	88	0	3	1	0	0	0	2	5
HS200622-VI03	VI	22-Jun-06	09:37	48.660	125.578	175	0	0	0	0	0	0	3	3
HS200622-VI04	VI	22-Jun-06	12:13	48.580	125.739	69	0	0	0	0	0	0	2	2
HS200622-VI05	VI	22-Jun-06	13:46	48.481	125.883	120	0	1	0	0	0	0	0	1
HS200622-VI06	VI	22-Jun-06	15:38	48.395	126.021	252	0	0	0	0	0	0	0	0
HS200622-VI07	VI	22-Jun-06	18:17	48.303	126.229	1102								
HS200622-EP01	VI	23-Jun-06	07:34	49.341	126.552	48	0	7	10	1	0	0	0	18
HS200622-EP02	VI	23-Jun-06	08:53	49.306	126.625	93	0	16	5	0	0	0	3	24
HS200622-EP03	VI	23-Jun-06	10:16	49.271	126.699	113	0	24	1	0	0	0	0	25
HS200622-EP04	VI	23-Jun-06	11:38	49.229	126.784	127	0	0	0	0	0	0	0	0
HS200622-EP05	VI	23-Jun-06	13:02	49.204	126.832	139	0	0	0	0	0	0	0	0
HS200622-EP07	VI	23-Jun-06	16:03	49.125	126.994	515	0	0	0	0	0	0	0	0
HS200622-VI08	VI	24-Jun-06	07:38	50.420	127.995	142	0	0	1	2	3	0	0	6
HS200622-VI09	VI	24-Jun-06	09:10	50.351	128.110	91	0	1	1	0	0	0	1	3
HS200622-VI10	VI	24-Jun-06	10:36	50.290	128.212	449	0	0	0	0	0	0	0	0
HS200622-VI11	VI	24-Jun-06	13:10	50.437	128.102	60	0	1	0	0	0	0	4	5
HS200622-VI12	VI	24-Jun-06	15:20	50.524	128.268	50	0	2	2	0	0	0	1	4
HS200622-VI13	VI	24-Jun-06	17:36	50.640	128.386	51								
HS200622-T07	VI	25-Jun-06	07:32	50.836	129.198	82	0	3	3	0	0	0	0	6
HS200622-T06	VI	25-Jun-06	09:16	50.952	128.970	63	0	2	1	0	0	0	0	3
HS200622-T05	QCSD	25-Jun-06	10:35	51.020	128.842	57	0	0	0	0	0	0	0	0
HS200622-T04	QCSD	25-Jun-06	12:13	51.082	128.703	62	0	0	0	0	0	0	0	0
HS200622-T03	QCSD	25-Jun-06	13:43	51.156	128.570	157	0	0	0	0	0	0	0	0
HS200622-T02	QCSD	25-Jun-06	15:10	51.219	128.447	182	0	2	0	0	0	0	0	2

Table 2. Catch summaries for each size class of Chinook salmon for the CCGS *W.E. Ricker* survey to the Gulf of Alaska, 21/06/2006 - 30/06/2006.

Station ID	Region	Date	Time PST	Latitude (°N)	Longitude (°W)	Bottom Depth (m)	CK<100 mm	CK 100-199 mm	CK 200-299 mm	CK 300-349 mm	CK 350-399 mm	CK 400-499mm	CK >=500 mm	CK all
HS200622-T01	QCSD	25-Jun-06	16:40	51.265	128.328	74	0	5	0	0	0	0	0	5
HS200622-H01	HS	26-Jun-06	07:34	52.207	129.209	156	0	1	0	0	0	0	0	1
HS200622-H02	HS	26-Jun-06	09:31	52.258	129.470	186	0	0	0	0	0	0	0	0
HS200622-H03	HS	26-Jun-06	11:29	52.327	129.711	204	0	0	0	0	0	0	0	0
HS200622-H04	HS	26-Jun-06	13:27	52.375	129.977	217	0	0	0	0	0	0	0	0
HS200622-H05	HS	26-Jun-06	15:36	52.444	130.240	316	0	0	0	0	0	0	0	0
HS200622-H06	HS	26-Jun-06	18:06	52.487	130.511	148	0	0	0	0	0	0	0	0
HS200622-DX01	DE	27-Jun-06	07:24	54.247	131.713	119	0	0	0	0	0	0	0	0
HS200622-DX02	DE	27-Jun-06	09:09	54.326	131.896	219	0	0	2	3	9	5	13	32
HS200622-DX03	DE	27-Jun-06	10:47	54.398	132.049	286	0	0	0	1	3	1	4	9
HS200622-DX04	DE	27-Jun-06	12:27	54.459	132.202	341	0	0	0	0	0	1	0	1
HS200622-DX05	DE	27-Jun-06	14:13	54.530	132.382	357	0	1	0	0	0	0	3	4
HS200622-DX06	DE	27-Jun-06	15:54	54.608	132.559	129	0	0	0	0	0	0	0	0
HS200622-SEA01	SEA	27-Jun-06	17:57	54.622	132.750	109	0	1	2	1	0	0	0	4
HS200622-FI02	SEA	28-Jun-06	07:45	54.787	133.157	203	0	0	0	1	0	0	1	2
HS200622-FI01	SEA	28-Jun-06	09:38	54.782	133.087	210	0	1	5	0	0	0	0	6
HS200622-FI03	SEA	28-Jun-06	11:26	54.765	133.351	123	0	0	0	0	1	0	1	2
HS200622-FI04	SEA	28-Jun-06	12:48	54.744	133.461	144	0	0	0	1	0	0	0	1
HS200622-FI05	SEA	28-Jun-06	14:20	54.735	133.593	193	0	0	0	0	0	0	0	0
HS200622-FI06	SEA	28-Jun-06	15:44	54.727	133.735	190	0	0	0	0	0	0	0	0
HS200622-FI07	SEA	28-Jun-06	17:07	54.710	133.866	224	0	0	0	0	0	0	0	0
HS200622-QCI01	QCI	29-Jun-06	07:26	53.922	133.378	64	0	0	0	0	1	0	0	1
HS200622-QCI02	QCI	29-Jun-06	09:04	53.822	133.216	52	0	0	1	0	1	0	2	4
HS200622-QCI03	QCI	29-Jun-06	10:44	53.708	133.097	150	0	0	0	0	1	0	1	2
HS200622-QCI04	QCI	29-Jun-06	12:28	53.551	133.056	162	0	0	0	0	1	0	0	1
HS200622-QCI05	QCI	29-Jun-06	14:08	53.434	132.879	133	0	0	0	0	0	0	0	0
HS200622-QCI06	QCI	29-Jun-06	15:53	53.282	132.792	165	0	0	0	1	0	0	0	1
HS200622-QCI07	QCI	29-Jun-06	17:58	53.070	132.589	184	0	0	0	0	0	0	0	0
HS200622-QCI09	QCI	30-Jun-06	07:37	52.630	131.989	157	0	0	0	0	0	0	0	0
HS200622-QCI10	QCI	30-Jun-06	09:20	52.524	131.825	186	0	1	3	0	0	0	0	4

Table 2. Catch summaries for each size class of Chinook salmon for the CCGS *W.E. Ricker* survey to the Gulf of Alaska, 21/06/2006 - 30/06/2006.

Station ID	Region	Date	Time PST	Latitude (°N)	Longitude (°W)	Bottom Depth (m)	CK<100 mm	CK 100- 199 mm	CK 200- 299 mm	CK 300- 349 mm	CK 350- 399 mm	CK 400- 499mm	CK >=500 mm	CK all
HS200622-QCI11	QCI	30-Jun-06	11:03	52.414	131.667	164	0	0	0	0	0	0	0	0
HS200622-QCI12	QCI	30-Jun-06	12:38	52.286	131.539	161	0	0	0	0	0	0	0	0
<b>TOTALS</b>							0	72	39	20	30	14	41	214

Table 2 - Page 3 of 3

Table 3. Biological data collected for each salmon caught on the CCGS *W.E. Ricker* survey to the Gulf of Alaska, 21/06/2006 - 30/06/2006.

Fish Number	Species	Fork Length (mm)	Whole Body Weight (g wet)	Sex	Stomach Content Weight (g wet)	CWT age	CWT	Fin Clip
HS200622-DX02-124-001	CHINOOK	256	213	M	3.98			AD
HS200622-DX02-124-002	CHINOOK	289	354	M	10.79			AD
HS200622-DX02-124-003	CHINOOK	336	523	F				
HS200622-DX02-124-004	CHINOOK	613	3980	M				
HS200622-DX02-124-005	CHINOOK	545	2281	F				
HS200622-DX02-124-006	CHINOOK	647	3394	M				
HS200622-DX02-124-007	CHINOOK	394	886	M				
HS200622-DX02-124-008	CHINOOK	559	2216	M				
HS200622-DX02-124-009	CHINOOK	620	3136	M				
HS200622-DX02-124-010	CHINOOK	795	8170	M				
HS200622-DX02-124-011	CHINOOK	623	3608	M				
HS200622-DX02-124-012	CHINOOK	727	5890	F				
HS200622-DX02-124-013	CHINOOK	558	2323	M				
HS200622-DX02-124-014	CHINOOK	565	2652	F				
HS200622-DX02-124-015	CHINOOK	488	1699	F				
HS200622-DX02-124-016	CHINOOK	597	2941	F				
HS200622-DX02-124-017	CHINOOK	458	1295	F				
HS200622-DX02-124-018	CHINOOK	417	957	F				
HS200622-DX02-124-019	CHINOOK	370	736	M				
HS200622-DX02-124-020	CHINOOK	415	984	F				
HS200622-DX02-124-021	CHINOOK	405	941	M				
HS200622-DX02-124-022	CHINOOK	561	2304	F				
HS200622-DX02-124-023	CHINOOK	377	689	M				
HS200622-DX02-124-024	CHINOOK	341	607	M				
HS200622-DX02-124-025	CHINOOK	396	852	F				
HS200622-DX02-124-026	CHINOOK	340	626	M				
HS200622-DX02-124-027	CHINOOK	354	642	F				
HS200622-DX02-124-028	CHINOOK	370	775	M				
HS200622-DX02-124-029	CHINOOK	512	1987	M				
HS200622-DX02-124-030	CHINOOK	351	646	M				
HS200622-DX02-124-031	CHINOOK	354	619	F				
HS200622-DX02-124-032	CHINOOK	380	780	M				
HS200622-DX03-124-001	CHINOOK	365	640	M				
HS200622-DX03-124-002	CHINOOK	690	5286	M				
HS200622-DX03-124-003	CHINOOK	840	8580	F				
HS200622-DX03-124-004	CHINOOK	520	1841	F				
HS200622-DX03-124-005	CHINOOK	364	609	F				
HS200622-DX03-124-006	CHINOOK	483	1590	F				
HS200622-DX03-124-007	CHINOOK	388	785	M				

Table 3. Biological data collected for each salmon caught on the CCGS *W.E. Ricker* survey to the Gulf of Alaska, 21/06/2006 - 30/06/2006.

Fish Number	Species	Fork Length (mm)	Whole Body Weight (g wet)	Sex	Stomach Content Weight (g wet)	CWT age	CWT	Fin Clip
HS200622-DX03-124-008	CHINOOK	335	555	F				
HS200622-DX03-124-009	CHINOOK	722	6310	M				
HS200622-DX04-124-001	CHINOOK	455	1322	F				
HS200622-DX05-124-001	CHINOOK	190	86	F	3.22			AD
HS200622-DX05-124-002	CHINOOK	830	8340	M				
HS200622-DX05-124-003	CHINOOK	820	7890	F				
HS200622-DX05-124-004	CHINOOK	725	5916	M				
HS200622-EP01-124-001	CHINOOK	245	181	M	1.15	1.0	T633284	
HS200622-EP01-124-002	CHINOOK	224	156	M	6.33		Y	AD
HS200622-EP01-124-003	CHINOOK	215	136	M	3.5			AD
HS200622-EP01-124-004	CHINOOK	248	183	F	6.16	1.0	T632981	AD
HS200622-EP01-124-005	CHINOOK	185	80	M	4.27			
HS200622-EP01-124-006	CHINOOK	182	66	F	0.63	1.0	T094256	AD
HS200622-EP01-124-007	CHINOOK	180	64	M	0.39			AD
HS200622-EP01-124-008	CHINOOK	184	69	F	0.73	1.0	T632898	AD
HS200622-EP01-124-009	CHINOOK	218	135	F	5.42		BLANK	
HS200622-EP01-124-010	CHINOOK	204	102	M	1.69			AD
HS200622-EP01-124-011	CHINOOK	209	105	F	2.44	1.0	T633165	AD
HS200622-EP01-124-012	CHINOOK	226	156	F	5.74		BLANK	
HS200622-EP01-124-013	CHINOOK	187	82	F	2.99	1.0	T108275	AD
HS200622-EP01-124-014	CHINOOK	225	153	M	2.65	1.0	T092022	
HS200622-EP01-124-015	CHINOOK	165	59	F	2.66			AD
HS200622-EP01-124-016	CHINOOK	170	63	F	2.95	1.0	T633169	AD
HS200622-EP01-124-017	CHINOOK	278	497	M				
HS200622-EP01-124-018	CHINOOK	348	538	M				
HS200622-EP02-124-001	CHINOOK	223	142	PM 3.5	0.91			AD
HS200622-EP02-124-002	CHINOOK	215	128	M	1.36	1.0	T633169	AD
HS200622-EP02-124-003	CHINOOK	178	70	M	1.15	1.0	T051584	AD
HS200622-EP02-124-004	CHINOOK	166	51	F	0.1		Y	AD
HS200622-EP02-124-005	CHINOOK	156	44	M	1.06	1.0	T109575	
HS200622-EP02-124-006	CHINOOK	185	76	F	0.32	1.0	T632373	AD
HS200622-EP02-124-007	CHINOOK	219	122	F	2.48			
HS200622-EP02-124-008	CHINOOK	245	206	F	5.68	1.0	T632864	AD
HS200622-EP02-124-009	CHINOOK	188	77	F	1.11	1.0	T633168	AD
HS200622-EP02-124-010	CHINOOK	175	62	F	1.51			
HS200622-EP02-124-011	CHINOOK	178	60	F	0.12	1.0	T051584	AD
HS200622-EP02-124-012	CHINOOK	166	56	M	0.39	1.0	T054862	AD
HS200622-EP02-124-013	CHINOOK	185	82	M	1.4	1.0	T633168	AD
HS200622-EP02-124-014	CHINOOK	171	57	M	0.37	1.0	T632878	

Table 3. Biological data collected for each salmon caught on the *CCGS W.E. Ricker* survey to the Gulf of Alaska, 21/06/2006 - 30/06/2006.

Fish Number	Species	Fork Length (mm)	Whole Body Weight (g wet)	Sex	Stomach Content Weight (g wet)	CWT age	CWT	Fin Clip
HS200622-EP02-124-015	CHINOOK	180	73	M	2.28			AD
HS200622-EP02-124-016	CHINOOK	156	47	F	0.93			
HS200622-EP02-124-017	CHINOOK	215	133	M	3.35	1.0	T106876	AD
HS200622-EP02-124-018	CHINOOK	172	59	F	1.8			AD
HS200622-EP02-124-019	CHINOOK	174	68	F	0.97			AD
HS200622-EP02-124-020	CHINOOK	180	64	F	0.38			AD
HS200622-EP02-124-021	CHINOOK	179	62	F	0.47	1.0	T632898	AD
HS200622-EP02-124-022	CHINOOK	700	4598	F				AD
HS200622-EP02-124-023	CHINOOK	881	9830	M				
HS200622-EP02-124-024	CHINOOK	782	6700	M				
HS200622-EP03-124-001	CHINOOK	182	69	M	1.42			AD
HS200622-EP03-124-002	CHINOOK	178	67	U	0.83	1.0	T632891	AD
HS200622-EP03-124-003	CHINOOK	180	69	M	0.64			AD
HS200622-EP03-124-004	CHINOOK	190	85	M	1.5	1.0	T094255	AD
HS200622-EP03-124-005	CHINOOK	190	85	M	0.83	1.0	T633168	AD
HS200622-EP03-124-006	CHINOOK	167	53	F	0.23			AD
HS200622-EP03-124-007	CHINOOK	178	72	M	0.84			AD
HS200622-EP03-124-008	CHINOOK	170	63	M	2.41			
HS200622-EP03-124-009	CHINOOK	167	60	M	1.88	1.0	T094213	
HS200622-EP03-124-010	CHINOOK	181	73	F	0.86	1.0	T632887	
HS200622-EP03-124-011	CHINOOK	198	84	F	0.9			AD
HS200622-EP03-124-012	CHINOOK	173	71	M	0.66			AD
HS200622-EP03-124-013	CHINOOK	165	54	F	0.27			
HS200622-EP03-124-014	CHINOOK	161	51	F	0.32			
HS200622-EP03-124-015	CHINOOK	163	55	F	1.6	1.0	T109475	
HS200622-EP03-124-016	CHINOOK	163	58	M	1.09			AD
HS200622-EP03-124-017	CHINOOK	185	79	F	0.47			AD
HS200622-EP03-124-018	CHINOOK	189	86	F	0.89	1.0	T632373	AD
HS200622-EP03-124-019	CHINOOK	138	33	M	0.6			
HS200622-EP03-124-020	CHINOOK	170	59	M	0.65			AD
HS200622-EP03-124-021	CHINOOK	148	34	M	0.14	1.0	T107576	AD
HS200622-EP03-124-022	CHINOOK	210	127	M	7.52			AD
HS200622-EP03-124-023	CHINOOK	167	59	F	0.45	1.0	T052181	
HS200622-EP03-124-024	CHINOOK	175	59	F	0.65		Y	AD
HS200622-EP03-124-025	CHINOOK	170	64	F	2.4	1.0	T108375	AD
HS200622-FI01-124-002	CHINOOK	188	82	F	2.52			AD
HS200622-FI01-124-003	CHINOOK	230	155	M	5.55			
HS200622-FI01-124-004	CHINOOK	216	123	M	4.4			AD
HS200622-FI01-124-005	CHINOOK	222	134	F	2.2			AD

Table 3. Biological data collected for each salmon caught on the CCGS *W.E. Ricker* survey to the Gulf of Alaska, 21/06/2006 - 30/06/2006.

Fish Number	Species	Fork Length (mm)	Whole Body Weight (g wet)	Sex	Stomach Content Weight (g wet)	CWT age	CWT	Fin Clip
HS200622-FI01-124-006	CHINOOK	229	155	M	6.84			AD
HS200622-FI01-124-008	CHINOOK	207	109	F	1.73			AD
HS200622-FI02-124-001	CHINOOK	343	558	F				
HS200622-FI02-124-002	CHINOOK	668	4408	F				
HS200622-FI03-124-001	CHINOOK	373	655	M				
HS200622-FI03-124-002	CHINOOK	772	6270	M				
HS200622-FI04-124-001	CHINOOK	342	546	M				
HS200622-H01-124-001	CHINOOK	182	75	M	1.23	1.0	T052181	
HS200622-JF03-124-001	CHINOOK	322	422	M	2.28			AD
HS200622-JF04-124-001	CHINOOK	258	208	M	3.36			
HS200622-JF05-124-001	CHINOOK	395	761	M		0.1	T632972	AD
HS200622-JF05-124-002	CHINOOK	410	926	M		0.1	T632790	
HS200622-JF05-124-003	CHINOOK	400	770	F				
HS200622-JF05-124-004	CHINOOK	321	408	M				
HS200622-JF05-124-005	CHINOOK	365	643	M				
HS200622-JF05-124-006	CHINOOK	341	529	M				AD
HS200622-JF05-124-007	CHINOOK	407	881	M				AD
HS200622-JF05-124-008	CHINOOK	374	666	M		0.1	T632677	AD
HS200622-JF05-124-009	CHINOOK	385	684	M				AD
HS200622-JF05-124-010	CHINOOK	344	514	M				
HS200622-QCI01-124-001	CHINOOK	397	788	M				
HS200622-QCI02-124-001	CHINOOK	262	222	F	1.72			AD
HS200622-QCI02-124-002	CHINOOK	853	7360	F				
HS200622-QCI02-124-003	CHINOOK	560	1915	M				
HS200622-QCI02-124-004	CHINOOK	378	683	M				
HS200622-QCI03-124-001	CHINOOK	366	690	M				
HS200622-QCI03-124-002	CHINOOK	805	6880	M				
HS200622-QCI04-124-001	CHINOOK	380	709	M				
HS200622-QCI06-124-001	CHINOOK	344	540	M				
HS200622-QCI10-124-001	CHINOOK	288	258	F	0.31			
HS200622-QCI10-124-002	CHINOOK	290	266	F	0.69			AD
HS200622-QCI10-124-003	CHINOOK	227	131	F	0.54	1.0	T633166	AD
HS200622-QCI10-124-004	CHINOOK	192	89	M	0.88			
HS200622-SEA01-124-001	CHINOOK	183	78	M	3.16			AD
HS200622-SEA01-124-002	CHINOOK	217	129	M	3.23	1.0	T052198	AD
HS200622-SEA01-124-003	CHINOOK	210	117	F	3.06	1.0	T632393	
HS200622-SEA01-124-004	CHINOOK	340	550	M				
HS200622-T01-124-001	CHINOOK	186	93	F	3.5			
HS200622-T01-124-002	CHINOOK	194	98	M	3.41			



Table 3. Biological data collected for each salmon caught on the CCGS *W.E. Ricker* survey to the Gulf of Alaska, 21/06/2006 - 30/06/2006.

Fish Number	Species	Fork Length (mm)	Whole Body Weight (g wet)	Sex	Stomach Content Weight (g wet)	CWT age	CWT	Fin Clip
HS200622-T01-124-003	CHINOOK	190	78	M	0.82			
HS200622-T01-124-004	CHINOOK	184	80	M	1.99			
HS200622-T01-124-005	CHINOOK	187	80	F	4.46			
HS200622-T02-124-001	CHINOOK	199	95	F	1.81			
HS200622-T02-124-002	CHINOOK	184	76	M	0.51			
HS200622-T06-124-001	CHINOOK	199	103	M	2.75	1.0	T633169	AD
HS200622-T06-124-002	CHINOOK	240	176	F	1.9		BLANK	
HS200622-T06-124-003	CHINOOK	179	64	F	0.83			AD
HS200622-T07-124-001	CHINOOK	222	137	F	0.46			AD
HS200622-T07-124-002	CHINOOK	176	68	M	1.72			AD
HS200622-T07-124-003	CHINOOK	185	85	M	1.71	1.0	T632898	AD
HS200622-T07-124-004	CHINOOK	212	114	F	1.13			AD
HS200622-T07-124-005	CHINOOK	236	164	M	1.13			
HS200622-T07-124-006	CHINOOK	176	63	F	1.25			AD
HS200622-VI01-124-001	CHINOOK	374	662	F		0.1	T632789	AD
HS200622-VI01-124-002	CHINOOK	364	638	F				
HS200622-VI01-124-003	CHINOOK	335	488	M				AD
HS200622-VI01-124-004	CHINOOK	350	507	M				
HS200622-VI01-124-005	CHINOOK	400	884	M				AD
HS200622-VI01-124-006	CHINOOK	350	524	M				
HS200622-VI01-124-007	CHINOOK	425	969	M				
HS200622-VI01-124-008	CHINOOK	332	487	M				
HS200622-VI01-124-009	CHINOOK	320	398	F				AD
HS200622-VI01-124-010	CHINOOK	342	529	M				
HS200622-VI01-124-011	CHINOOK	405	862	M				AD
HS200622-VI01-124-012	CHINOOK	329	411	M				
HS200622-VI01-124-013	CHINOOK	390	774	M		0.1	T632795	
HS200622-VI01-124-014	CHINOOK	373	645	M				AD
HS200622-VI01-124-015	CHINOOK	402	790	M				
HS200622-VI02-124-001	CHINOOK	221	128	F	1.37	1.0	T632799	AD
HS200622-VI02-124-002	CHINOOK	118	18	F	0.08			
HS200622-VI02-124-003	CHINOOK	150	35	F	0.25			
HS200622-VI02-124-004	CHINOOK	198	100	M	0.38	1.0	T633169	AD
HS200622-VI02-124-005	CHINOOK	624	2817	F				
HS200622-VI02-124-006	CHINOOK	695	4074	M		1.2	T631864	AD
HS200622-VI03-124-001	CHINOOK	720	5000	F				AD
HS200622-VI03-124-002	CHINOOK	705	5300	F				
HS200622-VI03-124-003	CHINOOK	590	2600	M				AD
HS200622-VI04-124-001	CHINOOK	628	3324	F				

Table 3. Biological data collected for each salmon caught on the CCGS *W.E. Ricker* survey to the Gulf of Alaska, 21/06/2006 - 30/06/2006.

Fish Number	Species	Fork Length (mm)	Whole Body Weight (g wet)	Sex	Stomach Content Weight (g wet)	CWT age	CWT	Fin Clip
HS200622-VI04-124-002	CHINOOK	613	3018	F				
HS200622-VI05-124-001	CHINOOK	165	53	M	2.24			AD
HS200622-VI08-124-001	CHINOOK	227	137	M	0.89			AD
HS200622-VI08-124-002	CHINOOK	326	430	M				
HS200622-VI08-124-003	CHINOOK	340	486	M				AD
HS200622-VI08-124-004	CHINOOK	397	761	M				AD
HS200622-VI08-124-005	CHINOOK	362	616	M				AD
HS200622-VI08-124-006	CHINOOK	350	543	M				
HS200622-VI09-124-001	CHINOOK	188	78	M	1.99			AD
HS200622-VI09-124-002	CHINOOK	200	97	F	2.12			AD
HS200622-VI09-124-003	CHINOOK	846	7810	F				
HS200622-VI11-124-001	CHINOOK	190	75	F	0.71			AD
HS200622-VI11-124-002	CHINOOK	857	10160	F				
HS200622-VI11-124-003	CHINOOK	788	7650	F				
HS200622-VI11-124-004	CHINOOK	688	5190	M				AD
HS200622-VI11-124-005	CHINOOK	879	9920	F				
HS200622-VI12-124-001	CHINOOK	223	144	F	0.86		BLANK	
HS200622-VI12-124-002	CHINOOK	239	160	M	0.93	1.0	T633165	AD
HS200622-VI12-124-004	CHINOOK	190	81	F	0.46			AD
HS200622-VI12-124-005	CHINOOK	190	76	F	1.4	1.0	T632898	AD
HS200622-VI12-124-006	CHINOOK	898	10420	F				
HS200622-DX01-112-001	CHUM	780	6710	M				
HS200622-DX02-112-001	CHUM	126	20					
HS200622-DX03-112-001	CHUM	174	56					
HS200622-DX03-112-002	CHUM	127	21					
HS200622-DX03-112-003	CHUM	149	31					
HS200622-DX03-112-004	CHUM	725	5980	M				
HS200622-DX03-112-005	CHUM	725	5720	M				
HS200622-DX03-112-006	CHUM	685	4532	F				
HS200622-DX03-112-007	CHUM	710	4832	M				
HS200622-DX03-112-008	CHUM	723	6020	F				
HS200622-DX04-112-001	CHUM	732	5400	F				
HS200622-DX04-112-002	CHUM	710	5104	M				
HS200622-DX04-112-003	CHUM	590	2896	M				
HS200622-DX05-112-001	CHUM	150	31					
HS200622-DX05-112-002	CHUM	673	4212	F				
HS200622-DX05-112-003	CHUM	660	4218	F				
HS200622-DX06-112-001	CHUM	131	22					
HS200622-EP01-112-001	CHUM	124	16					

Table 3. Biological data collected for each salmon caught on the CCGS *W.E. Ricker* survey to the Gulf of Alaska, 21/06/2006 - 30/06/2006.

Fish Number	Species	Fork Length (mm)	Whole Body Weight (g wet)	Sex	Stomach Content Weight (g wet)	CWT age	CWT	Fin Clip
HS200622-EP01-112-002	CHUM	120	15					
HS200622-EP01-112-003	CHUM	119	16					
HS200622-EP01-112-004	CHUM	126	19					
HS200622-EP01-112-005	CHUM	122	16					
HS200622-EP01-112-006	CHUM	110	12					
HS200622-EP01-112-007	CHUM	116	14					
HS200622-EP01-112-008	CHUM	128	20					
HS200622-EP01-112-009	CHUM	113	14					
HS200622-EP01-112-010	CHUM	125	17					
HS200622-EP01-112-011	CHUM	102	10					
HS200622-EP01-112-012	CHUM	128	18					
HS200622-EP01-112-013	CHUM	125	18					
HS200622-EP01-112-014	CHUM	118	15					
HS200622-EP01-112-015	CHUM	124	20					
HS200622-EP01-112-016	CHUM	113						
HS200622-EP01-112-017	CHUM	123						
HS200622-EP01-112-018	CHUM	113						
HS200622-EP01-112-019	CHUM	117						
HS200622-EP01-112-020	CHUM	98						
HS200622-EP01-112-021	CHUM	127						
HS200622-EP01-112-022	CHUM	114						
HS200622-EP01-112-023	CHUM	124						
HS200622-EP01-112-024	CHUM	125						
HS200622-EP01-112-025	CHUM	110						
HS200622-EP01-112-026	CHUM	132						
HS200622-EP01-112-027	CHUM	138						
HS200622-EP01-112-028	CHUM	112						
HS200622-EP01-112-029	CHUM	118						
HS200622-EP01-112-030	CHUM	115						
HS200622-EP01-112-031	CHUM	109						
HS200622-EP01-112-032	CHUM	119						
HS200622-EP01-112-033	CHUM	119						
HS200622-EP01-112-034	CHUM	135						
HS200622-EP01-112-035	CHUM	120						
HS200622-EP01-112-036	CHUM	111						
HS200622-EP01-112-037	CHUM	110						
HS200622-EP01-112-038	CHUM	106						
HS200622-EP01-112-039	CHUM	112						
HS200622-EP01-112-040	CHUM	112						

Table 3. Biological data collected for each salmon caught on the *CCGS W.E. Ricker* survey to the Gulf of Alaska, 21/06/2006 - 30/06/2006.

Fish Number	Species	Fork Length (mm)	Whole Body Weight (g wet)	Sex	Stomach Content Weight (g wet)	CWT age	CWT	Fin Clip
HS200622-EP01-112-041	CHUM	105						
HS200622-EP01-112-042	CHUM	130						
HS200622-EP01-112-043	CHUM	119						
HS200622-EP01-112-044	CHUM	114						
HS200622-EP01-112-045	CHUM	118						
HS200622-EP01-112-046	CHUM	110						
HS200622-EP01-112-047	CHUM	103						
HS200622-EP01-112-048	CHUM	112						
HS200622-EP01-112-049	CHUM	108						
HS200622-EP01-112-050	CHUM	118						
HS200622-EP01-112-051	CHUM	106						
HS200622-EP02-112-001	CHUM	144	30					
HS200622-EP02-112-002	CHUM	131	22					
HS200622-EP02-112-003	CHUM	127	19					
HS200622-EP02-112-004	CHUM	116	16					
HS200622-EP02-112-005	CHUM	140	25					
HS200622-EP02-112-006	CHUM	136	25					
HS200622-EP02-112-007	CHUM	121	18					
HS200622-EP02-112-008	CHUM	123	18					
HS200622-EP02-112-009	CHUM	128	18					
HS200622-EP02-112-010	CHUM	120	16					
HS200622-EP02-112-011	CHUM	123	18					
HS200622-EP02-112-012	CHUM	123	18					
HS200622-EP02-112-013	CHUM	125	17					
HS200622-EP02-112-014	CHUM	128	18					
HS200622-EP02-112-015	CHUM	124	18					
HS200622-EP02-112-016	CHUM	93						
HS200622-EP02-112-017	CHUM	124						
HS200622-EP02-112-018	CHUM	125						
HS200622-EP02-112-019	CHUM	111						
HS200622-EP02-112-020	CHUM	115						
HS200622-EP02-112-021	CHUM	124						
HS200622-EP02-112-022	CHUM	120						
HS200622-EP02-112-023	CHUM	112						
HS200622-EP02-112-024	CHUM	124						
HS200622-EP02-112-025	CHUM	120						
HS200622-EP02-112-026	CHUM	129						
HS200622-EP02-112-027	CHUM	116						
HS200622-EP02-112-028	CHUM	113						

Table 3. Biological data collected for each salmon caught on the CCGS *W.E. Ricker* survey to the Gulf of Alaska, 21/06/2006 - 30/06/2006.

Fish Number	Species	Fork Length (mm)	Whole Body Weight (g wet)	Sex	Stomach Content Weight (g wet)	CWT age	CWT	Fin Clip
HS200622-EP02-112-029	CHUM	116						
HS200622-EP02-112-030	CHUM	128						
HS200622-EP02-112-031	CHUM	116						
HS200622-EP02-112-032	CHUM	118						
HS200622-EP02-112-033	CHUM	115						
HS200622-EP02-112-034	CHUM	113						
HS200622-EP02-112-035	CHUM	111						
HS200622-EP02-112-036	CHUM	112						
HS200622-EP02-112-037	CHUM	123						
HS200622-EP02-112-038	CHUM	111						
HS200622-EP02-112-039	CHUM	125						
HS200622-EP02-112-040	CHUM	121						
HS200622-EP02-112-041	CHUM	109						
HS200622-EP02-112-042	CHUM	100						
HS200622-EP03-112-001	CHUM	112	14					
HS200622-EP03-112-002	CHUM	122	16					
HS200622-EP03-112-003	CHUM	113	13					
HS200622-EP03-112-004	CHUM	120	16					
HS200622-EP03-112-005	CHUM	104	10					
HS200622-EP03-112-006	CHUM	116	15					
HS200622-EP03-112-007	CHUM	130	19					
HS200622-EP03-112-008	CHUM	110	11					
HS200622-EP03-112-009	CHUM	129	21					
HS200622-EP03-112-010	CHUM	121	17					
HS200622-EP03-112-011	CHUM	119	15					
HS200622-EP03-112-012	CHUM	125	19					
HS200622-EP03-112-013	CHUM	121	17					
HS200622-EP03-112-014	CHUM	115	15					
HS200622-EP03-112-015	CHUM	128	18					
HS200622-EP03-112-016	CHUM	126						
HS200622-EP03-112-017	CHUM	121						
HS200622-EP03-112-018	CHUM	121						
HS200622-FI01-112-001	CHUM	158	39					
HS200622-FI02-112-001	CHUM	150	32					
HS200622-FI02-112-002	CHUM	730	5736	M				
HS200622-FI03-112-001	CHUM	670	4550	F				
HS200622-FI04-112-001	CHUM	640	3720	M				
HS200622-FI04-112-002	CHUM	686	4840	M				
HS200622-FI04-112-003	CHUM	696	4704	F				

Table 3. Biological data collected for each salmon caught on the *CCGS W.E. Ricker* survey to the Gulf of Alaska, 21/06/2006 - 30/06/2006.

Fish Number	Species	Fork Length (mm)	Whole Body Weight (g wet)	Sex	Stomach Content Weight (g wet)	CWT age	CWT	Fin Clip
HS200622-FI04-112-004	CHUM	628	3528	M				
HS200622-FI05-112-001	CHUM	721	4392	F				
HS200622-FI05-112-002	CHUM	709	4820	M				
HS200622-FI07-112-001	CHUM	692	4458	F				
HS200622-FI07-112-002	CHUM	722	4856	M				
HS200622-FI07-112-003	CHUM	654	3846	F				
HS200622-H01-112-001	CHUM	130	20					
HS200622-H01-112-002	CHUM	155	33					
HS200622-H01-112-003	CHUM	131	20					
HS200622-H01-112-004	CHUM	127	24					
HS200622-H01-112-005	CHUM	133	22					
HS200622-H01-112-006	CHUM	125	17					
HS200622-H01-112-007	CHUM	137	28					
HS200622-H01-112-008	CHUM	128	20					
HS200622-H01-112-009	CHUM	130	21					
HS200622-H01-112-010	CHUM	146	33					
HS200622-H01-112-011	CHUM	128	19					
HS200622-H01-112-012	CHUM	124	16					
HS200622-H01-112-013	CHUM	130	21					
HS200622-H01-112-014	CHUM	126	18					
HS200622-H01-112-015	CHUM	124	18					
HS200622-H01-112-016	CHUM	135						
HS200622-H01-112-017	CHUM	133						
HS200622-H01-112-018	CHUM	130						
HS200622-H01-112-019	CHUM	135						
HS200622-H01-112-020	CHUM	145						
HS200622-H01-112-021	CHUM	131						
HS200622-H01-112-022	CHUM	130						
HS200622-H01-112-023	CHUM	131						
HS200622-H01-112-024	CHUM	137						
HS200622-H01-112-025	CHUM	135						
HS200622-H01-112-026	CHUM	121						
HS200622-H01-112-027	CHUM	137						
HS200622-H01-112-028	CHUM	130						
HS200622-H01-112-029	CHUM	122						
HS200622-H01-112-030	CHUM	137						
HS200622-H01-112-031	CHUM	137						
HS200622-H01-112-032	CHUM	132						
HS200622-H01-112-033	CHUM	134						

Table 3. Biological data collected for each salmon caught on the CCGS *W.E. Ricker* survey to the Gulf of Alaska, 21/06/2006 - 30/06/2006.

Fish Number	Species	Fork Length (mm)	Whole Body Weight (g wet)	Sex	Stomach Content Weight (g wet)	CWT age	CWT	Fin Clip
HS200622-H01-112-034	CHUM	140						
HS200622-H01-112-035	CHUM	122						
HS200622-H01-112-036	CHUM	133						
HS200622-H01-112-037	CHUM	134						
HS200622-H01-112-038	CHUM	124						
HS200622-H01-112-039	CHUM	134						
HS200622-H01-112-040	CHUM	125						
HS200622-H01-112-041	CHUM	121						
HS200622-H01-112-042	CHUM	125						
HS200622-H01-112-043	CHUM	135						
HS200622-H01-112-044	CHUM	141						
HS200622-H01-112-045	CHUM	125						
HS200622-H01-112-046	CHUM	128						
HS200622-H01-112-047	CHUM	127						
HS200622-H01-112-048	CHUM	124						
HS200622-H01-112-049	CHUM	133						
HS200622-H01-112-050	CHUM	121						
HS200622-H01-112-051	CHUM	127						
HS200622-H01-112-052	CHUM	124						
HS200622-H01-112-053	CHUM	127						
HS200622-H01-112-054	CHUM	137						
HS200622-H01-112-055	CHUM	132						
HS200622-H01-112-056	CHUM	135						
HS200622-H01-112-057	CHUM	128						
HS200622-H01-112-058	CHUM	126						
HS200622-H01-112-059	CHUM	143						
HS200622-H01-112-060	CHUM	126						
HS200622-H01-112-061	CHUM	127						
HS200622-H01-112-062	CHUM	135						
HS200622-H01-112-063	CHUM	130						
HS200622-H01-112-064	CHUM	135						
HS200622-H01-112-065	CHUM	122						
HS200622-H01-112-066	CHUM	121						
HS200622-H01-112-067	CHUM	126						
HS200622-H01-112-068	CHUM	130						
HS200622-H01-112-069	CHUM	132						
HS200622-H01-112-070	CHUM	133						
HS200622-H01-112-071	CHUM	128						
HS200622-H01-112-072	CHUM	121						

Table 3. Biological data collected for each salmon caught on the CCGS *W.E. Ricker* survey to the Gulf of Alaska, 21/06/2006 - 30/06/2006.

Fish Number	Species	Fork Length (mm)	Whole Body Weight (g wet)	Sex	Stomach Content Weight (g wet)	CWT age	CWT	Fin Clip
HS200622-H01-112-073	CHUM	126						
HS200622-H01-112-074	CHUM	130						
HS200622-H01-112-075	CHUM	135						
HS200622-H01-112-076	CHUM	122						
HS200622-H01-112-077	CHUM	132						
HS200622-H01-112-078	CHUM	129						
HS200622-H01-112-079	CHUM	116						
HS200622-H01-112-080	CHUM	131						
HS200622-H01-112-081	CHUM	125						
HS200622-H01-112-082	CHUM	124						
HS200622-H01-112-083	CHUM	128						
HS200622-H01-112-084	CHUM	117						
HS200622-H01-112-085	CHUM	121						
HS200622-H01-112-086	CHUM	124						
HS200622-H01-112-087	CHUM	131						
HS200622-H01-112-088	CHUM	128						
HS200622-H01-112-089	CHUM	127						
HS200622-H01-112-090	CHUM	130						
HS200622-H01-112-091	CHUM	128						
HS200622-H01-112-092	CHUM	130						
HS200622-H01-112-093	CHUM	134						
HS200622-H01-112-094	CHUM	130						
HS200622-H01-112-095	CHUM	129						
HS200622-H01-112-096	CHUM	132						
HS200622-H01-112-097	CHUM	122						
HS200622-H01-112-098	CHUM	137						
HS200622-H01-112-099	CHUM	113						
HS200622-H01-112-100	CHUM	149						
HS200622-H01-112-101	CHUM	125						
HS200622-H01-112-102	CHUM	148						
HS200622-H01-112-103	CHUM	130						
HS200622-H01-112-104	CHUM	128						
HS200622-H01-112-105	CHUM	132						
HS200622-H01-112-106	CHUM	138						
HS200622-H01-112-107	CHUM	132						
HS200622-H01-112-108	CHUM	128						
HS200622-H01-112-109	CHUM	134						
HS200622-H01-112-110	CHUM	125						
HS200622-H01-112-111	CHUM	138						



Table 3. Biological data collected for each salmon caught on the CCGS *W.E. Ricker* survey to the Gulf of Alaska, 21/06/2006 - 30/06/2006.

Fish Number	Species	Fork Length (mm)	Whole Body Weight (g wet)	Sex	Stomach Content Weight (g wet)	CWT age	CWT	Fin Clip
HS200622-H01-112-112	CHUM	145						
HS200622-H01-112-113	CHUM	127						
HS200622-H01-112-114	CHUM	128						
HS200622-H01-112-115	CHUM	133						
HS200622-H01-112-116	CHUM	132						
HS200622-H01-112-117	CHUM	126						
HS200622-H01-112-118	CHUM	126						
HS200622-H01-112-119	CHUM	117						
HS200622-H01-112-120	CHUM	113						
HS200622-H02-112-001	CHUM	139	26					
HS200622-H02-112-002	CHUM	145	32					
HS200622-H02-112-003	CHUM	155	36					
HS200622-H02-112-004	CHUM	148	33					
HS200622-H02-112-005	CHUM	140	24					
HS200622-H02-112-006	CHUM	136	24					
HS200622-H02-112-007	CHUM	153	34					
HS200622-H02-112-008	CHUM	139	25					
HS200622-H02-112-009	CHUM	148	30					
HS200622-H02-112-010	CHUM	136	24					
HS200622-H02-112-011	CHUM	149	31					
HS200622-H02-112-012	CHUM	154	36					
HS200622-H02-112-013	CHUM	148	31					
HS200622-H02-112-014	CHUM	147	30					
HS200622-H02-112-015	CHUM	138	24					
HS200622-H02-112-016	CHUM	136						
HS200622-H02-112-017	CHUM	136						
HS200622-H02-112-018	CHUM	152						
HS200622-H02-112-019	CHUM	145						
HS200622-H02-112-020	CHUM	134						
HS200622-H02-112-021	CHUM	133						
HS200622-H02-112-022	CHUM	153						
HS200622-H02-112-023	CHUM	133						
HS200622-H02-112-024	CHUM	140						
HS200622-H02-112-025	CHUM	153						
HS200622-H02-112-026	CHUM	137						
HS200622-H02-112-027	CHUM	132						
HS200622-H02-112-028	CHUM	137						
HS200622-H02-112-029	CHUM	147						
HS200622-H02-112-030	CHUM	133						

Table 3. Biological data collected for each salmon caught on the CCGS *W.E. Ricker* survey to the Gulf of Alaska, 21/06/2006 - 30/06/2006.

Fish Number	Species	Fork Length (mm)	Whole Body Weight (g wet)	Sex	Stomach Content Weight (g wet)	CWT age	CWT	Fin Clip
HS200622-H02-112-031	CHUM	135						
HS200622-H02-112-032	CHUM	145						
HS200622-H02-112-033	CHUM	143						
HS200622-H02-112-034	CHUM	136						
HS200622-H02-112-035	CHUM	155						
HS200622-H02-112-036	CHUM	144						
HS200622-H02-112-037	CHUM	164						
HS200622-H02-112-038	CHUM	146						
HS200622-H02-112-039	CHUM	152						
HS200622-H02-112-040	CHUM	136						
HS200622-H02-112-041	CHUM	133						
HS200622-H02-112-042	CHUM	150						
HS200622-H02-112-043	CHUM	150						
HS200622-H02-112-044	CHUM	145						
HS200622-H02-112-045	CHUM	150						
HS200622-H02-112-046	CHUM	135						
HS200622-H02-112-047	CHUM	151						
HS200622-H02-112-048	CHUM	155						
HS200622-H02-112-049	CHUM	137						
HS200622-H02-112-050	CHUM	152						
HS200622-H02-112-051	CHUM	135						
HS200622-H02-112-052	CHUM	132						
HS200622-H02-112-053	CHUM	135						
HS200622-H02-112-054	CHUM	141						
HS200622-H02-112-055	CHUM	150						
HS200622-H02-112-056	CHUM	152						
HS200622-H02-112-057	CHUM	153						
HS200622-H02-112-058	CHUM	144						
HS200622-H02-112-059	CHUM	145						
HS200622-H02-112-060	CHUM	147						
HS200622-H02-112-061	CHUM	145						
HS200622-H02-112-062	CHUM	145						
HS200622-H02-112-063	CHUM	140						
HS200622-H02-112-064	CHUM	135						
HS200622-H02-112-065	CHUM	136						
HS200622-H02-112-066	CHUM	138						
HS200622-H02-112-067	CHUM	144						
HS200622-H02-112-068	CHUM	133						
HS200622-H02-112-069	CHUM	139						

Table 3. Biological data collected for each salmon caught on the CCGS *W.E. Ricker* survey to the Gulf of Alaska, 21/06/2006 - 30/06/2006.

Fish Number	Species	Fork Length (mm)	Whole Body Weight (g wet)	Sex	Stomach Content Weight (g wet)	CWT age	CWT	Fin Clip
HS200622-H02-112-070	CHUM	135						
HS200622-H02-112-071	CHUM	133						
HS200622-H02-112-072	CHUM	137						
HS200622-H02-112-073	CHUM	144						
HS200622-H02-112-074	CHUM	130						
HS200622-H02-112-075	CHUM	136						
HS200622-H02-112-076	CHUM	134						
HS200622-H02-112-077	CHUM	144						
HS200622-H02-112-078	CHUM	149						
HS200622-H02-112-079	CHUM	132						
HS200622-H02-112-080	CHUM	136						
HS200622-H02-112-081	CHUM	140						
HS200622-H02-112-082	CHUM	130						
HS200622-H02-112-083	CHUM	143						
HS200622-H02-112-084	CHUM	136						
HS200622-H02-112-085	CHUM	127						
HS200622-H02-112-086	CHUM	145						
HS200622-H02-112-087	CHUM	145						
HS200622-H02-112-088	CHUM	137						
HS200622-H02-112-089	CHUM	138						
HS200622-H02-112-090	CHUM	134						
HS200622-H02-112-091	CHUM	143						
HS200622-H02-112-092	CHUM	134						
HS200622-H02-112-093	CHUM	145						
HS200622-H02-112-094	CHUM	132						
HS200622-H02-112-095	CHUM	150						
HS200622-H02-112-096	CHUM	142						
HS200622-H02-112-097	CHUM	132						
HS200622-H02-112-098	CHUM	147						
HS200622-H02-112-099	CHUM	147						
HS200622-H02-112-100	CHUM	145						
HS200622-H02-112-101	CHUM	123						
HS200622-H02-112-102	CHUM	142						
HS200622-H02-112-103	CHUM	132						
HS200622-H02-112-104	CHUM	141						
HS200622-H02-112-105	CHUM	130						
HS200622-H02-112-106	CHUM	141						
HS200622-H02-112-107	CHUM	147						
HS200622-H02-112-108	CHUM	137						

Table 3. Biological data collected for each salmon caught on the CCGS *W.E. Ricker* survey to the Gulf of Alaska, 21/06/2006 - 30/06/2006.

Fish Number	Species	Fork Length (mm)	Whole Body Weight (g wet)	Sex	Stomach Content Weight (g wet)	CWT age	CWT	Fin Clip
HS200622-H03-112-001	CHUM	143	28					
HS200622-H03-112-002	CHUM	149	31					
HS200622-H03-112-003	CHUM	140	29					
HS200622-H03-112-004	CHUM	144	30					
HS200622-H03-112-005	CHUM	156	41					
HS200622-H03-112-006	CHUM	138	26					
HS200622-H03-112-007	CHUM	161	43					
HS200622-H03-112-008	CHUM	143	29					
HS200622-H03-112-009	CHUM	150	33					
HS200622-H03-112-010	CHUM	146	32					
HS200622-H03-112-011	CHUM	133	24					
HS200622-H03-112-012	CHUM	162	48					
HS200622-H03-112-013	CHUM	151	36					
HS200622-H03-112-014	CHUM	145	31					
HS200622-H03-112-015	CHUM	134	25					
HS200622-H03-112-016	CHUM	146						
HS200622-JF01-112-001	CHUM	137	23					
HS200622-JF01-112-002	CHUM	132	18					
HS200622-JF01-112-003	CHUM	135	20					
HS200622-JF01-112-004	CHUM	125	17					
HS200622-JF01-112-005	CHUM	113	12					
HS200622-JF01-112-006	CHUM	119	15					
HS200622-JF01-112-007	CHUM	126	17					
HS200622-JF01-112-008	CHUM	137	24					
HS200622-JF01-112-009	CHUM	112	12					
HS200622-JF01-112-010	CHUM	115	13					
HS200622-JF01-112-011	CHUM	130	18					
HS200622-JF01-112-012	CHUM	86	5					
HS200622-JF01-112-013	CHUM	120	15					
HS200622-JF01-112-014	CHUM	110	11					
HS200622-JF01-112-015	CHUM	134	20					
HS200622-JF01-112-016	CHUM	105						
HS200622-JF02-112-001	CHUM	178	60					
HS200622-JF02-112-002	CHUM	172	54					
HS200622-JF02-112-003	CHUM	145	32					
HS200622-JF02-112-004	CHUM	124	17					
HS200622-JF02-112-005	CHUM	130	19					
HS200622-JF02-112-006	CHUM	130	20					
HS200622-JF02-112-007	CHUM	118	14					

Table 3. Biological data collected for each salmon caught on the CCGS *W.E. Ricker* survey to the Gulf of Alaska, 21/06/2006 - 30/06/2006.

Fish Number	Species	Fork Length (mm)	Whole Body Weight (g wet)	Sex	Stomach Content Weight (g wet)	CWT age	CWT	Fin Clip
HS200622-JF02-112-008	CHUM	126	17					
HS200622-JF02-112-009	CHUM	114	14					
HS200622-JF02-112-010	CHUM	112	13					
HS200622-JF04-112-001	CHUM	151	31					
HS200622-QCI01-112-001	CHUM	679	3946	F				
HS200622-QCI01-112-002	CHUM	700	4950	M				
HS200622-QCI01-112-003	CHUM	655	3754	F				
HS200622-QCI01-112-004	CHUM	745	5148	F				
HS200622-QCI01-112-005	CHUM	656	4178	M				
HS200622-QCI01-112-006	CHUM	774	7190	M				
HS200622-QCI01-112-007	CHUM	804	8370	M				
HS200622-QCI01-112-008	CHUM	726	5324	M				
HS200622-QCI01-112-009	CHUM	688	4762	M				
HS200622-QCI01-112-010	CHUM	726	4962	M				
HS200622-QCI02-112-001	CHUM	154	35					
HS200622-QCI02-112-002	CHUM	132	21					
HS200622-QCI02-112-003	CHUM	685	4894	F				
HS200622-QCI02-112-004	CHUM	753	6560	F				
HS200622-QCI02-112-005	CHUM	775	7160	M				
HS200622-QCI02-112-006	CHUM	710	4458	M				
HS200622-QCI02-112-007	CHUM	755	5722	F				
HS200622-QCI02-112-008	CHUM	706	5060	M				
HS200622-QCI02-112-009	CHUM	687	4352	M				
HS200622-QCI02-112-010	CHUM	760	5370	M				
HS200622-QCI02-112-011	CHUM	700	4962	M				
HS200622-QCI02-112-012	CHUM	685	5190	M				
HS200622-QCI02-112-013	CHUM	727	5002	F				
HS200622-QCI02-112-014	CHUM	733	6160	M				
HS200622-QCI02-112-015	CHUM	765	6360	F				
HS200622-QCI02-112-016	CHUM	654	3818	F				
HS200622-QCI02-112-017	CHUM	690	4564	M				
HS200622-QCI02-112-018	CHUM	693	4846	F				
HS200622-QCI02-112-019	CHUM	680	4524	F				
HS200622-QCI02-112-020	CHUM	691	4936	F				
HS200622-QCI02-112-021	CHUM	693	4680	F				
HS200622-QCI02-112-022	CHUM	720	5370	F				
HS200622-QCI02-112-023	CHUM	701	5204	M				
HS200622-QCI02-112-024	CHUM	650	4042	F				
HS200622-QCI02-112-025	CHUM	840	8140	M				

Table 3. Biological data collected for each salmon caught on the *CCGS W.E. Ricker* survey to the Gulf of Alaska, 21/06/2006 - 30/06/2006.

Fish Number	Species	Fork Length (mm)	Whole Body Weight (g wet)	Sex	Stomach Content Weight (g wet)	CWT age	CWT	Fin Clip
HS200622-QCI02-112-026	CHUM	655	3960	M				
HS200622-QCI02-112-027	CHUM	704	5326	M				
HS200622-QCI02-112-028	CHUM	670	4282	F				
HS200622-QCI02-112-029	CHUM	763	6650	F				
HS200622-QCI02-112-030	CHUM	677	4772	F				
HS200622-QCI02-112-031	CHUM	700	4874	M				
HS200622-QCI02-112-032	CHUM	720	5706	M				
HS200622-QCI02-112-033	CHUM	768	7250	M				
HS200622-QCI02-112-034	CHUM	733	5822	F				
HS200622-QCI02-112-035	CHUM	693	4934	F				
HS200622-QCI02-112-036	CHUM	705	4786	F				
HS200622-QCI02-112-037	CHUM	735	6010	M				
HS200622-QCI02-112-038	CHUM	737	6150	M				
HS200622-QCI02-112-039	CHUM	678	4564	M				
HS200622-QCI02-112-040	CHUM	708	5580	M				
HS200622-QCI02-112-041	CHUM	735	5370	M				
HS200622-QCI02-112-042	CHUM	734	5960	F				
HS200622-QCI02-112-043	CHUM	731	5470	M				
HS200622-QCI02-112-044	CHUM	702	5670	F				
HS200622-QCI02-112-045	CHUM	805	6720	F				
HS200622-QCI02-112-046	CHUM	702	5204	F				
HS200622-QCI02-112-047	CHUM	720	5740	M				
HS200622-QCI02-112-048	CHUM	642	3416	M				
HS200622-QCI02-112-049	CHUM	765	6480	M				
HS200622-QCI02-112-050	CHUM	661	4310	F				
HS200622-QCI03-112-001	CHUM	138	24					
HS200622-QCI03-112-002	CHUM	118	16					
HS200622-QCI03-112-003	CHUM	126	18					
HS200622-QCI03-112-004	CHUM	129	20					
HS200622-QCI03-112-005	CHUM	127	19					
HS200622-QCI03-112-006	CHUM	123	17					
HS200622-QCI03-112-007	CHUM	132	21					
HS200622-QCI03-112-008	CHUM	118	15					
HS200622-QCI06-112-001	CHUM	724	4950	F				
HS200622-QCI06-112-002	CHUM	700	5442	F				
HS200622-QCI06-112-003	CHUM	745	3666	M				
HS200622-QCI06-112-004	CHUM	750	5442	M				
HS200622-QCI06-112-005	CHUM	742	5780	F				
HS200622-QCI06-112-006	CHUM	715	4786	F				

Table 3. Biological data collected for each salmon caught on the *CCGS W.E. Ricker* survey to the Gulf of Alaska, 21/06/2006 - 30/06/2006.

Fish Number	Species	Fork Length (mm)	Whole Body Weight (g wet)	Sex	Stomach Content Weight (g wet)	CWT age	CWT	Fin Clip
HS200622-QCI06-112-007	CHUM	698	4672	F				
HS200622-QCI06-112-008	CHUM	755	6340	M				
HS200622-QCI06-112-009	CHUM	670	4792	F				
HS200622-QCI06-112-010	CHUM	700	4780	M				
HS200622-SEA01-112-001	CHUM	191	71					
HS200622-SEA01-112-002	CHUM	649	4214	F				
HS200622-SEA01-112-003	CHUM	693	4578	F				
HS200622-SEA01-112-004	CHUM	343	593	F				
HS200622-T01-112-001	CHUM	129	20					
HS200622-T01-112-002	CHUM	141	30					
HS200622-T01-112-003	CHUM	128	20					
HS200622-T01-112-004	CHUM	156	41					
HS200622-T01-112-005	CHUM	142	30					
HS200622-T01-112-006	CHUM	135	26					
HS200622-T01-112-007	CHUM	143	30					
HS200622-T01-112-008	CHUM	139	26					
HS200622-T01-112-009	CHUM	137	26					
HS200622-T01-112-010	CHUM	144	31					
HS200622-T01-112-011	CHUM	138	25					
HS200622-T01-112-012	CHUM	133	25					
HS200622-T01-112-013	CHUM	127	21					
HS200622-T01-112-014	CHUM	137	24					
HS200622-T01-112-015	CHUM	136	27					
HS200622-T01-112-016	CHUM	131						
HS200622-T01-112-017	CHUM	143						
HS200622-T01-112-018	CHUM	141						
HS200622-T01-112-019	CHUM	145						
HS200622-T01-112-020	CHUM	130						
HS200622-T01-112-021	CHUM	144						
HS200622-T01-112-022	CHUM	130						
HS200622-T01-112-023	CHUM	150						
HS200622-T01-112-024	CHUM	133						
HS200622-T01-112-025	CHUM	143						
HS200622-T01-112-026	CHUM	143						
HS200622-T01-112-027	CHUM	141						
HS200622-T01-112-028	CHUM	133						
HS200622-T01-112-029	CHUM	143						
HS200622-T01-112-030	CHUM	140						
HS200622-T01-112-031	CHUM	134						

Table 3. Biological data collected for each salmon caught on the *CCGS W.E. Ricker* survey to the Gulf of Alaska, 21/06/2006 - 30/06/2006.

Fish Number	Species	Fork Length (mm)	Whole Body Weight (g wet)	Sex	Stomach Content Weight (g wet)	CWT age	CWT	Fin Clip
HS200622-T01-112-032	CHUM	144						
HS200622-T01-112-033	CHUM	135						
HS200622-T01-112-034	CHUM	143						
HS200622-T01-112-035	CHUM	127						
HS200622-T01-112-036	CHUM	127						
HS200622-T01-112-037	CHUM	140						
HS200622-T01-112-038	CHUM	133						
HS200622-T01-112-039	CHUM	152						
HS200622-T01-112-040	CHUM	133						
HS200622-T01-112-041	CHUM	131						
HS200622-T01-112-042	CHUM	149						
HS200622-T01-112-043	CHUM	151						
HS200622-T01-112-044	CHUM	142						
HS200622-T01-112-045	CHUM	133						
HS200622-T01-112-046	CHUM	150						
HS200622-T01-112-047	CHUM	134						
HS200622-T01-112-048	CHUM	130						
HS200622-T01-112-049	CHUM	132						
HS200622-T01-112-050	CHUM	137						
HS200622-T01-112-051	CHUM	132						
HS200622-T01-112-052	CHUM	135						
HS200622-T01-112-053	CHUM	140						
HS200622-T01-112-054	CHUM	130						
HS200622-T01-112-055	CHUM	152						
HS200622-T01-112-056	CHUM	130						
HS200622-T01-112-057	CHUM	130						
HS200622-T01-112-058	CHUM	142						
HS200622-T01-112-059	CHUM	134						
HS200622-T01-112-060	CHUM	135						
HS200622-T01-112-061	CHUM	133						
HS200622-T01-112-062	CHUM	140						
HS200622-T01-112-063	CHUM	137						
HS200622-T01-112-064	CHUM	134						
HS200622-T01-112-065	CHUM	137						
HS200622-T01-112-066	CHUM	137						
HS200622-T01-112-067	CHUM	141						
HS200622-T01-112-068	CHUM	148						
HS200622-T01-112-069	CHUM	131						
HS200622-T01-112-070	CHUM	132						



Table 3. Biological data collected for each salmon caught on the CCGS *W.E. Ricker* survey to the Gulf of Alaska, 21/06/2006 - 30/06/2006.

Fish Number	Species	Fork Length (mm)	Whole Body Weight (g wet)	Sex	Stomach Content Weight (g wet)	CWT age	CWT	Fin Clip
HS200622-T01-112-071	CHUM	141						
HS200622-T01-112-072	CHUM	150						
HS200622-T01-112-073	CHUM	133						
HS200622-T01-112-074	CHUM	135						
HS200622-T01-112-075	CHUM	136						
HS200622-T01-112-076	CHUM	135						
HS200622-T01-112-077	CHUM	130						
HS200622-T01-112-078	CHUM	132						
HS200622-T01-112-079	CHUM	138						
HS200622-T01-112-080	CHUM	130						
HS200622-T01-112-081	CHUM	136						
HS200622-T01-112-082	CHUM	130						
HS200622-T01-112-083	CHUM	126						
HS200622-T01-112-084	CHUM	124						
HS200622-T01-112-085	CHUM	138						
HS200622-T01-112-086	CHUM	138						
HS200622-T01-112-087	CHUM	142						
HS200622-T01-112-088	CHUM	131						
HS200622-T01-112-089	CHUM	145						
HS200622-T01-112-090	CHUM	113						
HS200622-T01-112-091	CHUM	146						
HS200622-T01-112-092	CHUM	135						
HS200622-T01-112-093	CHUM	137						
HS200622-T01-112-094	CHUM	127						
HS200622-T01-112-095	CHUM	123						
HS200622-T01-112-096	CHUM	145						
HS200622-T01-112-097	CHUM	127						
HS200622-T01-112-098	CHUM	135						
HS200622-T01-112-099	CHUM	139						
HS200622-T01-112-100	CHUM	142						
HS200622-T01-112-101	CHUM	131						
HS200622-T01-112-102	CHUM	148						
HS200622-T01-112-103	CHUM	134						
HS200622-T01-112-104	CHUM	134						
HS200622-T01-112-105	CHUM	154						
HS200622-T01-112-106	CHUM	132						
HS200622-T01-112-107	CHUM	140						
HS200622-T01-112-108	CHUM	139						
HS200622-T01-112-109	CHUM	120						

Table 3. Biological data collected for each salmon caught on the *CCGS W.E. Ricker* survey to the Gulf of Alaska, 21/06/2006 - 30/06/2006.

Fish Number	Species	Fork Length (mm)	Whole Body Weight (g wet)	Sex	Stomach Content Weight (g wet)	CWT age	CWT	Fin Clip
HS200622-T01-112-110	CHUM	95						
HS200622-T01-112-111	CHUM	115						
HS200622-T01-112-112	CHUM	115						
HS200622-T01-112-113	CHUM	139						
HS200622-T01-112-114	CHUM	142						
HS200622-T01-112-115	CHUM	140						
HS200622-T01-112-116	CHUM	150						
HS200622-T01-112-117	CHUM	137						
HS200622-T01-112-118	CHUM	136						
HS200622-T01-112-119	CHUM	134						
HS200622-T01-112-120	CHUM	128						
HS200622-T01-112-121	CHUM	133						
HS200622-T01-112-122	CHUM	133						
HS200622-T01-112-123	CHUM	125						
HS200622-T01-112-124	CHUM	140						
HS200622-T01-112-125	CHUM	140						
HS200622-T01-112-126	CHUM	134						
HS200622-T01-112-127	CHUM	136						
HS200622-T01-112-128	CHUM	142						
HS200622-T01-112-129	CHUM	143						
HS200622-T01-112-130	CHUM	154						
HS200622-T01-112-131	CHUM	134						
HS200622-T01-112-132	CHUM	112						
HS200622-T01-112-133	CHUM	141						
HS200622-T01-112-134	CHUM	130						
HS200622-T01-112-135	CHUM	127						
HS200622-T01-112-136	CHUM	135						
HS200622-T01-112-137	CHUM	135						
HS200622-T01-112-138	CHUM	148						
HS200622-T01-112-139	CHUM	138						
HS200622-T01-112-140	CHUM	134						
HS200622-T01-112-141	CHUM	147						
HS200622-T01-112-142	CHUM	142						
HS200622-T01-112-143	CHUM	136						
HS200622-T01-112-144	CHUM	131						
HS200622-T01-112-145	CHUM	140						
HS200622-T02-112-001	CHUM	143	28					
HS200622-T02-112-002	CHUM	140	27					
HS200622-T02-112-003	CHUM	141	29					

Table 3. Biological data collected for each salmon caught on the CCGS *W.E. Ricker* survey to the Gulf of Alaska, 21/06/2006 - 30/06/2006.

Fish Number	Species	Fork Length (mm)	Whole Body Weight (g wet)	Sex	Stomach Content Weight (g wet)	CWT age	CWT	Fin Clip
HS200622-T02-112-004	CHUM	139	26					
HS200622-T02-112-005	CHUM	140	25					
HS200622-T02-112-006	CHUM	140	27					
HS200622-T02-112-007	CHUM	143	31					
HS200622-T02-112-008	CHUM	148	30					
HS200622-T02-112-009	CHUM	143	27					
HS200622-T02-112-010	CHUM	152	37					
HS200622-T02-112-011	CHUM	153	33					
HS200622-T02-112-012	CHUM	142	27					
HS200622-T02-112-013	CHUM	139	26					
HS200622-T02-112-014	CHUM	139	27					
HS200622-T02-112-015	CHUM	142	27					
HS200622-T02-112-016	CHUM	146						
HS200622-T02-112-017	CHUM	137						
HS200622-T02-112-018	CHUM	154						
HS200622-T02-112-019	CHUM	144						
HS200622-T02-112-020	CHUM	135						
HS200622-T02-112-021	CHUM	146						
HS200622-T02-112-022	CHUM	147						
HS200622-T02-112-023	CHUM	143						
HS200622-T02-112-024	CHUM	140						
HS200622-T02-112-025	CHUM	148						
HS200622-T02-112-026	CHUM	137						
HS200622-T02-112-027	CHUM	135						
HS200622-T02-112-028	CHUM	138						
HS200622-T02-112-029	CHUM	154						
HS200622-T02-112-030	CHUM	152						
HS200622-T02-112-031	CHUM	144						
HS200622-T02-112-032	CHUM	146						
HS200622-T02-112-033	CHUM	143						
HS200622-T02-112-034	CHUM	137						
HS200622-T02-112-035	CHUM	135						
HS200622-T02-112-036	CHUM	146						
HS200622-T02-112-037	CHUM	143						
HS200622-T02-112-038	CHUM	136						
HS200622-T02-112-039	CHUM	147						
HS200622-T02-112-040	CHUM	145						
HS200622-T02-112-041	CHUM	135						
HS200622-T02-112-042	CHUM	144						

Table 3. Biological data collected for each salmon caught on the *CCGS W.E. Ricker* survey to the Gulf of Alaska, 21/06/2006 - 30/06/2006.

Fish Number	Species	Fork Length (mm)	Whole Body Weight (g wet)	Sex	Stomach Content Weight (g wet)	CWT age	CWT	Fin Clip
HS200622-T02-112-043	CHUM	136						
HS200622-T02-112-044	CHUM	140						
HS200622-T02-112-045	CHUM	148						
HS200622-T02-112-046	CHUM	140						
HS200622-T02-112-047	CHUM	135						
HS200622-T02-112-048	CHUM	142						
HS200622-T02-112-049	CHUM	139						
HS200622-T02-112-050	CHUM	146						
HS200622-T02-112-051	CHUM	145						
HS200622-T02-112-052	CHUM	147						
HS200622-T02-112-053	CHUM	140						
HS200622-T02-112-054	CHUM	139						
HS200622-T02-112-055	CHUM	140						
HS200622-T02-112-056	CHUM	141						
HS200622-T02-112-057	CHUM	145						
HS200622-T02-112-058	CHUM	140						
HS200622-T02-112-059	CHUM	145						
HS200622-T02-112-060	CHUM	149						
HS200622-T02-112-061	CHUM	154						
HS200622-T02-112-062	CHUM	145						
HS200622-T02-112-063	CHUM	150						
HS200622-T02-112-064	CHUM	140						
HS200622-T02-112-065	CHUM	136						
HS200622-T02-112-066	CHUM	146						
HS200622-T02-112-067	CHUM	140						
HS200622-T02-112-068	CHUM	137						
HS200622-T02-112-069	CHUM	138						
HS200622-T02-112-070	CHUM	136						
HS200622-T02-112-071	CHUM	147						
HS200622-T02-112-072	CHUM	150						
HS200622-T02-112-073	CHUM	145						
HS200622-T02-112-074	CHUM	132						
HS200622-T02-112-075	CHUM	140						
HS200622-T02-112-076	CHUM	137						
HS200622-T02-112-077	CHUM	137						
HS200622-T02-112-078	CHUM	141						
HS200622-T02-112-079	CHUM	142						
HS200622-T02-112-080	CHUM	140						
HS200622-T02-112-081	CHUM	141						

Table 3. Biological data collected for each salmon caught on the CCGS *W.E. Ricker* survey to the Gulf of Alaska, 21/06/2006 - 30/06/2006.

Fish Number	Species	Fork Length (mm)	Whole Body Weight (g wet)	Sex	Stomach Content Weight (g wet)	CWT age	CWT	Fin Clip
HS200622-T02-112-082	CHUM	145						
HS200622-T02-112-083	CHUM	146						
HS200622-T02-112-084	CHUM	135						
HS200622-T02-112-085	CHUM	142						
HS200622-T02-112-086	CHUM	143						
HS200622-T02-112-087	CHUM	131						
HS200622-T02-112-088	CHUM	138						
HS200622-T02-112-089	CHUM	148						
HS200622-T02-112-090	CHUM	142						
HS200622-T02-112-091	CHUM	140						
HS200622-T02-112-092	CHUM	133						
HS200622-T02-112-093	CHUM	142						
HS200622-T02-112-094	CHUM	155						
HS200622-T02-112-095	CHUM	144						
HS200622-T02-112-096	CHUM	157						
HS200622-T02-112-097	CHUM	134						
HS200622-T02-112-098	CHUM	143						
HS200622-T02-112-099	CHUM	132						
HS200622-T02-112-100	CHUM	138						
HS200622-T02-112-101	CHUM	131						
HS200622-T02-112-102	CHUM	134						
HS200622-T02-112-103	CHUM	142						
HS200622-T02-112-104	CHUM	142						
HS200622-T02-112-105	CHUM	138						
HS200622-T02-112-106	CHUM	141						
HS200622-T02-112-107	CHUM	130						
HS200622-T02-112-108	CHUM	138						
HS200622-T02-112-109	CHUM	131						
HS200622-T02-112-110	CHUM	135						
HS200622-T02-112-111	CHUM	134						
HS200622-T02-112-112	CHUM	127						
HS200622-T02-112-113	CHUM	142						
HS200622-T02-112-114	CHUM	131						
HS200622-T02-112-115	CHUM	141						
HS200622-T02-112-116	CHUM	128						
HS200622-T02-112-117	CHUM	111						
HS200622-T02-112-118	CHUM	136						
HS200622-T02-112-119	CHUM	143						
HS200622-T02-112-120	CHUM	137						

Table 3. Biological data collected for each salmon caught on the CCGS *W.E. Ricker* survey to the Gulf of Alaska, 21/06/2006 - 30/06/2006.

Fish Number	Species	Fork Length (mm)	Whole Body Weight (g wet)	Sex	Stomach Content Weight (g wet)	CWT age	CWT	Fin Clip
HS200622-T02-112-121	CHUM	147						
HS200622-T02-112-122	CHUM	144						
HS200622-T02-112-123	CHUM	159						
HS200622-T02-112-124	CHUM	148						
HS200622-T02-112-125	CHUM	140						
HS200622-T02-112-126	CHUM	146						
HS200622-T02-112-127	CHUM	131						
HS200622-T02-112-128	CHUM	141						
HS200622-T02-112-129	CHUM	135						
HS200622-T02-112-130	CHUM	135						
HS200622-T02-112-131	CHUM	140						
HS200622-T02-112-132	CHUM	148						
HS200622-T02-112-133	CHUM	146						
HS200622-T02-112-134	CHUM	135						
HS200622-T02-112-135	CHUM	140						
HS200622-T02-112-136	CHUM	135						
HS200622-T02-112-137	CHUM	137						
HS200622-T02-112-138	CHUM	145						
HS200622-T02-112-139	CHUM	141						
HS200622-T02-112-140	CHUM	136						
HS200622-T02-112-141	CHUM	130						
HS200622-T02-112-142	CHUM	145						
HS200622-T02-112-143	CHUM	139						
HS200622-T02-112-144	CHUM	143						
HS200622-T02-112-145	CHUM	139						
HS200622-T02-112-146	CHUM	134						
HS200622-T02-112-147	CHUM	132						
HS200622-T02-112-148	CHUM	133						
HS200622-T02-112-149	CHUM	148						
HS200622-T02-112-150	CHUM	139						
HS200622-T02-112-151	CHUM	173						
HS200622-T02-112-152	CHUM	138						
HS200622-T02-112-153	CHUM	146						
HS200622-T02-112-154	CHUM	147						
HS200622-T02-112-155	CHUM	137						
HS200622-T02-112-156	CHUM	141						
HS200622-T02-112-157	CHUM	143						
HS200622-T02-112-158	CHUM	142						
HS200622-T02-112-159	CHUM	135						

Table 3. Biological data collected for each salmon caught on the CCGS *W.E. Ricker* survey to the Gulf of Alaska, 21/06/2006 - 30/06/2006.

Fish Number	Species	Fork Length (mm)	Whole Body Weight (g wet)	Sex	Stomach Content Weight (g wet)	CWT age	CWT	Fin Clip
HS200622-T02-112-160	CHUM	130						
HS200622-T02-112-161	CHUM	127						
HS200622-T02-112-162	CHUM	141						
HS200622-T02-112-163	CHUM	132						
HS200622-T02-112-164	CHUM	144						
HS200622-T02-112-165	CHUM	139						
HS200622-T02-112-166	CHUM	145						
HS200622-T02-112-167	CHUM	139						
HS200622-T02-112-168	CHUM	131						
HS200622-T02-112-169	CHUM	136						
HS200622-T02-112-170	CHUM	132						
HS200622-T02-112-171	CHUM	135						
HS200622-T02-112-172	CHUM	135						
HS200622-T02-112-173	CHUM	140						
HS200622-T02-112-174	CHUM	135						
HS200622-T02-112-175	CHUM	38						
HS200622-T02-112-176	CHUM	140						
HS200622-T02-112-177	CHUM	133						
HS200622-T02-112-178	CHUM	132						
HS200622-T02-112-179	CHUM	140						
HS200622-T02-112-180	CHUM	143						
HS200622-T02-112-181	CHUM	142						
HS200622-T02-112-182	CHUM	138						
HS200622-T02-112-183	CHUM	149						
HS200622-T02-112-184	CHUM	138						
HS200622-T02-112-185	CHUM	144						
HS200622-T02-112-186	CHUM	138						
HS200622-T02-112-187	CHUM	142						
HS200622-T02-112-188	CHUM	143						
HS200622-T02-112-189	CHUM	140						
HS200622-T02-112-190	CHUM	145						
HS200622-T02-112-191	CHUM	135						
HS200622-T02-112-192	CHUM	134						
HS200622-T02-112-193	CHUM	133						
HS200622-T02-112-194	CHUM	162						
HS200622-T02-112-195	CHUM	138						
HS200622-T02-112-196	CHUM	139						
HS200622-T02-112-197	CHUM	137						
HS200622-T02-112-198	CHUM	132						

Table 3. Biological data collected for each salmon caught on the CCGS *W.E. Ricker* survey to the Gulf of Alaska, 21/06/2006 - 30/06/2006.

Fish Number	Species	Fork Length (mm)	Whole Body Weight (g wet)	Sex	Stomach Content Weight (g wet)	CWT age	CWT	Fin Clip
HS200622-T02-112-199	CHUM	155						
HS200622-T02-112-200	CHUM	138						
HS200622-T02-112-201	CHUM	141						
HS200622-T02-112-202	CHUM	146						
HS200622-T02-112-203	CHUM	133						
HS200622-T02-112-204	CHUM	130						
HS200622-T02-112-205	CHUM	142						
HS200622-T02-112-206	CHUM	136						
HS200622-T02-112-207	CHUM	146						
HS200622-T02-112-208	CHUM	136						
HS200622-T02-112-209	CHUM	138						
HS200622-T02-112-210	CHUM	137						
HS200622-T02-112-211	CHUM	150						
HS200622-T02-112-212	CHUM	141						
HS200622-T02-112-213	CHUM	142						
HS200622-T02-112-214	CHUM	142						
HS200622-T02-112-215	CHUM	132						
HS200622-T02-112-216	CHUM	125						
HS200622-T02-112-217	CHUM	137						
HS200622-T02-112-218	CHUM	130						
HS200622-T02-112-219	CHUM	140						
HS200622-T02-112-220	CHUM	144						
HS200622-T02-112-221	CHUM	158						
HS200622-T02-112-222	CHUM	151						
HS200622-T02-112-223	CHUM	128						
HS200622-T02-112-224	CHUM	131						
HS200622-T02-112-225	CHUM	162						
HS200622-T02-112-226	CHUM	144						
HS200622-T02-112-227	CHUM	134						
HS200622-T02-112-228	CHUM	146						
HS200622-T02-112-229	CHUM	138						
HS200622-T02-112-230	CHUM	147						
HS200622-T03-112-001	CHUM	143	28					
HS200622-T03-112-002	CHUM	140	30					
HS200622-T03-112-003	CHUM	156	36					
HS200622-T03-112-004	CHUM	151	36					
HS200622-T03-112-005	CHUM	135	25					
HS200622-T03-112-006	CHUM	153	36					
HS200622-T03-112-007	CHUM	151	35					



Table 3. Biological data collected for each salmon caught on the *CCGS W.E. Ricker* survey to the Gulf of Alaska, 21/06/2006 - 30/06/2006.

Fish Number	Species	Fork Length (mm)	Whole Body Weight (g wet)	Sex	Stomach Content Weight (g wet)	CWT age	CWT	Fin Clip
HS200622-T03-112-008	CHUM	143	28					
HS200622-T03-112-009	CHUM	146	31					
HS200622-T03-112-010	CHUM	141	26					
HS200622-T03-112-011	CHUM	146	29					
HS200622-T03-112-012	CHUM	150	35					
HS200622-T03-112-013	CHUM	141	29					
HS200622-T03-112-014	CHUM	149	34					
HS200622-T03-112-015	CHUM	149	33					
HS200622-T03-112-016	CHUM	140						
HS200622-T03-112-017	CHUM	137						
HS200622-T03-112-018	CHUM	115						
HS200622-T03-112-019	CHUM	142						
HS200622-T03-112-020	CHUM	132						
HS200622-T03-112-021	CHUM	148						
HS200622-T03-112-022	CHUM	152						
HS200622-T03-112-023	CHUM	130						
HS200622-T03-112-024	CHUM	147						
HS200622-T03-112-025	CHUM	154						
HS200622-T03-112-026	CHUM	156						
HS200622-T03-112-027	CHUM	104						
HS200622-T03-112-028	CHUM	149						
HS200622-T03-112-029	CHUM	149						
HS200622-T03-112-030	CHUM	154						
HS200622-T03-112-031	CHUM	152						
HS200622-T03-112-032	CHUM	149						
HS200622-T03-112-033	CHUM	131						
HS200622-T03-112-034	CHUM	144						
HS200622-T03-112-035	CHUM	143						
HS200622-T03-112-036	CHUM	141						
HS200622-T03-112-037	CHUM	154						
HS200622-T03-112-038	CHUM	148						
HS200622-T03-112-039	CHUM	143						
HS200622-T03-112-040	CHUM	136						
HS200622-T03-112-041	CHUM	153						
HS200622-T03-112-042	CHUM	157						
HS200622-T03-112-043	CHUM	147						
HS200622-T03-112-044	CHUM	140						
HS200622-T03-112-045	CHUM	148						
HS200622-T03-112-046	CHUM	142						

Table 3. Biological data collected for each salmon caught on the CCGS *W.E. Ricker* survey to the Gulf of Alaska, 21/06/2006 - 30/06/2006.

Fish Number	Species	Fork Length (mm)	Whole Body Weight (g wet)	Sex	Stomach Content Weight (g wet)	CWT age	CWT	Fin Clip
HS200622-T03-112-047	CHUM	149						
HS200622-T03-112-048	CHUM	152						
HS200622-T03-112-049	CHUM	140						
HS200622-T03-112-050	CHUM	143						
HS200622-T03-112-051	CHUM	147						
HS200622-T03-112-052	CHUM	160						
HS200622-T03-112-053	CHUM	148						
HS200622-T03-112-054	CHUM	146						
HS200622-T03-112-055	CHUM	149						
HS200622-T03-112-056	CHUM	137						
HS200622-T03-112-057	CHUM	147						
HS200622-T03-112-058	CHUM	134						
HS200622-T03-112-059	CHUM	143						
HS200622-T03-112-060	CHUM	122						
HS200622-T03-112-061	CHUM	140						
HS200622-T03-112-062	CHUM	147						
HS200622-T03-112-063	CHUM	94						
HS200622-T03-112-064	CHUM	134						
HS200622-T03-112-065	CHUM	129						
HS200622-T03-112-066	CHUM	120						
HS200622-T03-112-067	CHUM	143						
HS200622-T03-112-068	CHUM	156						
HS200622-T03-112-069	CHUM	126						
HS200622-T04-112-001	CHUM	135	23					
HS200622-T04-112-002	CHUM	154	37					
HS200622-T04-112-003	CHUM	140	27					
HS200622-T04-112-004	CHUM	131	21					
HS200622-T04-112-005	CHUM	124	18					
HS200622-T04-112-006	CHUM	116	15					
HS200622-T04-112-007	CHUM	122	17					
HS200622-T04-112-008	CHUM	120	16					
HS200622-T04-112-009	CHUM	122	18					
HS200622-T04-112-010	CHUM	122	16					
HS200622-T04-112-011	CHUM	125	18					
HS200622-T04-112-012	CHUM	130	21					
HS200622-T04-112-013	CHUM	122	19					
HS200622-T04-112-014	CHUM	131	21					
HS200622-T04-112-015	CHUM	122	16					
HS200622-T04-112-016	CHUM	125						

Table 3. Biological data collected for each salmon caught on the *CCGS W.E. Ricker* survey to the Gulf of Alaska, 21/06/2006 - 30/06/2006.

Fish Number	Species	Fork Length (mm)	Whole Body Weight (g wet)	Sex	Stomach Content Weight (g wet)	CWT age	CWT	Fin Clip
HS200622-T04-112-017	CHUM	120						
HS200622-T04-112-018	CHUM	152						
HS200622-T04-112-019	CHUM	119						
HS200622-T04-112-020	CHUM	163						
HS200622-T04-112-021	CHUM	153						
HS200622-T04-112-022	CHUM	145						
HS200622-T04-112-023	CHUM	140						
HS200622-T04-112-024	CHUM	135						
HS200622-T04-112-025	CHUM	120						
HS200622-T04-112-026	CHUM	131						
HS200622-T04-112-027	CHUM	151						
HS200622-T04-112-028	CHUM	128						
HS200622-T04-112-029	CHUM	137						
HS200622-T04-112-030	CHUM	129						
HS200622-T04-112-031	CHUM	130						
HS200622-T04-112-032	CHUM	123						
HS200622-T04-112-033	CHUM	125						
HS200622-T04-112-034	CHUM	131						
HS200622-T04-112-035	CHUM	127						
HS200622-T04-112-036	CHUM	136						
HS200622-T04-112-037	CHUM	132						
HS200622-T04-112-038	CHUM	118						
HS200622-T04-112-039	CHUM	116						
HS200622-T04-112-040	CHUM	127						
HS200622-T04-112-041	CHUM	158						
HS200622-T04-112-042	CHUM	136						
HS200622-T04-112-043	CHUM	128						
HS200622-T04-112-044	CHUM	119						
HS200622-T04-112-045	CHUM	130						
HS200622-T04-112-046	CHUM	125						
HS200622-T04-112-047	CHUM	123						
HS200622-T04-112-048	CHUM	115						
HS200622-T05-112-001	CHUM	135	22					
HS200622-T05-112-002	CHUM	144	27					
HS200622-T05-112-003	CHUM	121	13					
HS200622-T05-112-004	CHUM	123	15					
HS200622-T05-112-005	CHUM	118	13					
HS200622-T05-112-006	CHUM	115	14					
HS200622-T05-112-007	CHUM	121	15					

Table 3. Biological data collected for each salmon caught on the CCGS *W.E. Ricker* survey to the Gulf of Alaska, 21/06/2006 - 30/06/2006.

Fish Number	Species	Fork Length (mm)	Whole Body Weight (g wet)	Sex	Stomach Content Weight (g wet)	CWT age	CWT	Fin Clip
HS200622-T05-112-008	CHUM	778	6260	M				
HS200622-T05-112-009	CHUM	700	4500	F				
HS200622-T05-112-010	CHUM	673	3950	F				
HS200622-T05-112-011	CHUM	704	4690	M				
HS200622-T05-112-012	CHUM	742	5820	M				
HS200622-T06-112-001	CHUM	109	10					
HS200622-T06-112-002	CHUM	121	17					
HS200622-T06-112-003	CHUM	126	19					
HS200622-T06-112-004	CHUM	145	28					
HS200622-T06-112-005	CHUM	124	18					
HS200622-T06-112-006	CHUM	117	15					
HS200622-T06-112-007	CHUM	115	12					
HS200622-T06-112-008	CHUM	119	12					
HS200622-T06-112-009	CHUM	800	7320	M				
HS200622-T06-112-010	CHUM	653	3560	M				
HS200622-T07-112-001	CHUM	123	17					
HS200622-T07-112-002	CHUM	134	22					
HS200622-T07-112-003	CHUM	129	19					
HS200622-T07-112-004	CHUM	151	34					
HS200622-T07-112-005	CHUM	119	15					
HS200622-T07-112-006	CHUM	135	22					
HS200622-T07-112-007	CHUM	115	15					
HS200622-T07-112-008	CHUM	129	20					
HS200622-T07-112-009	CHUM	130	19					
HS200622-T07-112-010	CHUM	123	17					
HS200622-T07-112-011	CHUM	113	13					
HS200622-T07-112-012	CHUM	127	18					
HS200622-T07-112-013	CHUM	127	18					
HS200622-T07-112-014	CHUM	119	15					
HS200622-T07-112-015	CHUM	125	20					
HS200622-T07-112-016	CHUM	118						
HS200622-T07-112-017	CHUM	795	7550	M				
HS200622-VI01-112-001	CHUM	150	34					
HS200622-VI01-112-002	CHUM	79	5					
HS200622-VI01-112-003	CHUM	101	10					
HS200622-VI01-112-004	CHUM	93	7					
HS200622-VI01-112-005	CHUM	102	9					
HS200622-VI01-112-006	CHUM	88	6					
HS200622-VI01-112-007	CHUM	83	4					

Table 3. Biological data collected for each salmon caught on the CCGS *W.E. Ricker* survey to the Gulf of Alaska, 21/06/2006 - 30/06/2006.

Fish Number	Species	Fork Length (mm)	Whole Body Weight (g wet)	Sex	Stomach Content Weight (g wet)	CWT age	CWT	Fin Clip
HS200622-VI01-112-008	CHUM	110	11					
HS200622-VI01-112-009	CHUM	80	3					
HS200622-VI01-112-010	CHUM	89	4					
HS200622-VI01-112-011	CHUM	79	3					
HS200622-VI01-112-012	CHUM	105	9					
HS200622-VI01-112-013	CHUM	85	5					
HS200622-VI01-112-014	CHUM	103	9					
HS200622-VI01-112-015	CHUM	95	7					
HS200622-VI01-112-016	CHUM	105						
HS200622-VI01-112-017	CHUM	82						
HS200622-VI01-112-018	CHUM	100						
HS200622-VI01-112-019	CHUM	83						
HS200622-VI01-112-020	CHUM	98						
HS200622-VI01-112-021	CHUM	95						
HS200622-VI01-112-022	CHUM	80						
HS200622-VI01-112-023	CHUM	78						
HS200622-VI01-112-024	CHUM	105						
HS200622-VI01-112-025	CHUM	81						
HS200622-VI01-112-026	CHUM	100						
HS200622-VI01-112-027	CHUM	101						
HS200622-VI01-112-028	CHUM	91						
HS200622-VI02-112-001	CHUM	159	35					
HS200622-VI02-112-002	CHUM	140	23					
HS200622-VI02-112-003	CHUM	136	22					
HS200622-VI02-112-004	CHUM	148	28					
HS200622-VI02-112-005	CHUM	103	10					
HS200622-VI02-112-006	CHUM	104	11					
HS200622-VI02-112-007	CHUM	104	9					
HS200622-VI02-112-008	CHUM	142	25					
HS200622-VI02-112-009	CHUM	128	19					
HS200622-VI02-112-010	CHUM	92	7					
HS200622-VI02-112-011	CHUM	94	7					
HS200622-VI02-112-012	CHUM	121	15					
HS200622-VI02-112-013	CHUM	94	8					
HS200622-VI02-112-014	CHUM	84	5					
HS200622-VI02-112-015	CHUM	105	10					
HS200622-VI02-112-016	CHUM	89						
HS200622-VI02-112-017	CHUM	82						
HS200622-VI02-112-018	CHUM	96						

Table 3. Biological data collected for each salmon caught on the CCGS *W.E. Ricker* survey to the Gulf of Alaska, 21/06/2006 - 30/06/2006.

Fish Number	Species	Fork Length (mm)	Whole Body Weight (g wet)	Sex	Stomach Content Weight (g wet)	CWT age	CWT	Fin Clip
HS200622-VI02-112-019	CHUM	94						
HS200622-VI02-112-020	CHUM	98						
HS200622-VI02-112-021	CHUM	90						
HS200622-VI02-112-022	CHUM	86						
HS200622-VI02-112-023	CHUM	93						
HS200622-VI02-112-024	CHUM	87						
HS200622-VI02-112-025	CHUM	84						
HS200622-VI02-112-026	CHUM	80						
HS200622-VI02-112-027	CHUM	107						
HS200622-VI02-112-028	CHUM	96						
HS200622-VI02-112-029	CHUM	97						
HS200622-VI02-112-030	CHUM	90						
HS200622-VI02-112-031	CHUM	93						
HS200622-VI02-112-032	CHUM	109						
HS200622-VI02-112-033	CHUM	89						
HS200622-VI02-112-034	CHUM	92						
HS200622-VI02-112-035	CHUM	94						
HS200622-VI02-112-036	CHUM	97						
HS200622-VI02-112-037	CHUM	95						
HS200622-VI02-112-038	CHUM	90						
HS200622-VI02-112-039	CHUM	83						
HS200622-VI02-112-040	CHUM	84						
HS200622-VI02-112-041	CHUM	89						
HS200622-VI02-112-042	CHUM	72						
HS200622-VI02-112-043	CHUM	76						
HS200622-VI06-112-001	CHUM	96	6					
HS200622-VI06-112-002	CHUM	93	5					
HS200622-VI06-112-003	CHUM	95	7					
HS200622-VI06-112-004	CHUM	93	6					
HS200622-VI06-112-005	CHUM	99	7					
HS200622-VI08-112-001	CHUM	123	17					
HS200622-VI08-112-002	CHUM	115	13					
HS200622-VI08-112-003	CHUM	132	21					
HS200622-VI08-112-004	CHUM	119	16					
HS200622-VI08-112-005	CHUM	110	11					
HS200622-VI08-112-006	CHUM	114	11					
HS200622-VI08-112-007	CHUM	110	13					
HS200622-VI08-112-008	CHUM	115	13					
HS200622-VI08-112-009	CHUM	124	17					

Table 3. Biological data collected for each salmon caught on the CCGS *W.E. Ricker* survey to the Gulf of Alaska, 21/06/2006 - 30/06/2006.

Fish Number	Species	Fork Length (mm)	Whole Body Weight (g wet)	Sex	Stomach Content Weight (g wet)	CWT age	CWT	Fin Clip
HS200622-VI08-112-010	CHUM	120	15					
HS200622-VI08-112-011	CHUM	117	15					
HS200622-VI08-112-012	CHUM	122	16					
HS200622-VI08-112-013	CHUM	114	13					
HS200622-VI08-112-014	CHUM	145	28					
HS200622-VI08-112-015	CHUM	110	12					
HS200622-VI08-112-016	CHUM	131						
HS200622-VI08-112-017	CHUM	109						
HS200622-VI08-112-018	CHUM	110						
HS200622-VI08-112-019	CHUM	115						
HS200622-VI08-112-020	CHUM	110						
HS200622-VI08-112-021	CHUM	121						
HS200622-VI08-112-022	CHUM	110						
HS200622-VI08-112-023	CHUM	98						
HS200622-VI08-112-024	CHUM	115						
HS200622-VI08-112-025	CHUM	105						
HS200622-VI08-112-026	CHUM	119						
HS200622-VI08-112-027	CHUM	113						
HS200622-VI08-112-028	CHUM	126						
HS200622-VI08-112-029	CHUM	113						
HS200622-VI08-112-030	CHUM	114						
HS200622-VI08-112-031	CHUM	130						
HS200622-VI08-112-032	CHUM	117						
HS200622-VI08-112-033	CHUM	112						
HS200622-VI08-112-034	CHUM	114						
HS200622-VI08-112-035	CHUM	117						
HS200622-VI08-112-036	CHUM	134						
HS200622-VI08-112-037	CHUM	121						
HS200622-VI08-112-038	CHUM	118						
HS200622-VI08-112-039	CHUM	116						
HS200622-VI08-112-040	CHUM	117						
HS200622-VI08-112-041	CHUM	119						
HS200622-VI08-112-042	CHUM	125						
HS200622-VI08-112-043	CHUM	119						
HS200622-VI08-112-044	CHUM	123						
HS200622-VI08-112-045	CHUM	114						
HS200622-VI08-112-046	CHUM	110						
HS200622-VI08-112-047	CHUM	131						
HS200622-VI08-112-048	CHUM	106						

Table 3. Biological data collected for each salmon caught on the CCGS *W.E. Ricker* survey to the Gulf of Alaska, 21/06/2006 - 30/06/2006.

Fish Number	Species	Fork Length (mm)	Whole Body Weight (g wet)	Sex	Stomach Content Weight (g wet)	CWT age	CWT	Fin Clip
HS200622-VI08-112-049	CHUM	110						
HS200622-VI08-112-050	CHUM	115						
HS200622-VI08-112-051	CHUM	119						
HS200622-VI08-112-052	CHUM	124						
HS200622-VI08-112-053	CHUM	131						
HS200622-VI08-112-054	CHUM	116						
HS200622-VI08-112-055	CHUM	120						
HS200622-VI08-112-056	CHUM	116						
HS200622-VI08-112-057	CHUM	113						
HS200622-VI08-112-058	CHUM	113						
HS200622-VI08-112-059	CHUM	114						
HS200622-VI08-112-060	CHUM	113						
HS200622-VI08-112-061	CHUM	109						
HS200622-VI08-112-062	CHUM	117						
HS200622-VI08-112-063	CHUM	117						
HS200622-VI08-112-064	CHUM	104						
HS200622-VI08-112-065	CHUM	115						
HS200622-VI08-112-066	CHUM	111						
HS200622-VI08-112-067	CHUM	105						
HS200622-VI08-112-068	CHUM	121						
HS200622-VI08-112-069	CHUM	109						
HS200622-VI08-112-070	CHUM	120						
HS200622-VI08-112-071	CHUM	115						
HS200622-VI08-112-072	CHUM	112						
HS200622-VI08-112-073	CHUM	121						
HS200622-VI08-112-074	CHUM	106						
HS200622-VI08-112-075	CHUM	114						
HS200622-VI08-112-076	CHUM	118						
HS200622-VI08-112-077	CHUM	109						
HS200622-VI08-112-078	CHUM	108						
HS200622-VI08-112-079	CHUM	112						
HS200622-VI08-112-080	CHUM	110						
HS200622-VI08-112-081	CHUM	111						
HS200622-VI08-112-082	CHUM	112						
HS200622-VI08-112-083	CHUM	112						
HS200622-VI08-112-084	CHUM	134						
HS200622-VI08-112-085	CHUM	110						
HS200622-VI08-112-086	CHUM	113						
HS200622-VI08-112-087	CHUM	110						



Table 3. Biological data collected for each salmon caught on the CCGS *W.E. Ricker* survey to the Gulf of Alaska, 21/06/2006 - 30/06/2006.

Fish Number	Species	Fork Length (mm)	Whole Body Weight (g wet)	Sex	Stomach Content Weight (g wet)	CWT age	CWT	Fin Clip
HS200622-VI08-112-088	CHUM	115						
HS200622-VI08-112-089	CHUM	110						
HS200622-VI08-112-090	CHUM	121						
HS200622-VI08-112-091	CHUM	117						
HS200622-VI08-112-092	CHUM	115						
HS200622-VI08-112-093	CHUM	108						
HS200622-VI08-112-094	CHUM	116						
HS200622-VI08-112-095	CHUM	118						
HS200622-VI08-112-096	CHUM	117						
HS200622-VI08-112-097	CHUM	117						
HS200622-VI08-112-098	CHUM	114						
HS200622-VI08-112-099	CHUM	126						
HS200622-VI08-112-100	CHUM	115						
HS200622-VI08-112-101	CHUM	119						
HS200622-VI08-112-102	CHUM	132						
HS200622-VI08-112-103	CHUM	116						
HS200622-VI08-112-104	CHUM	118						
HS200622-VI08-112-105	CHUM	127						
HS200622-VI08-112-106	CHUM	110						
HS200622-VI08-112-107	CHUM	122						
HS200622-VI08-112-108	CHUM	108						
HS200622-VI08-112-109	CHUM	104						
HS200622-VI08-112-110	CHUM	108						
HS200622-VI08-112-111	CHUM	122						
HS200622-VI08-112-112	CHUM	106						
HS200622-VI08-112-113	CHUM	124						
HS200622-VI08-112-114	CHUM	117						
HS200622-VI08-112-115	CHUM	109						
HS200622-VI10-112-001	CHUM	108	10					
HS200622-VI10-112-002	CHUM	118	15					
HS200622-VI11-112-001	CHUM	120	14					
HS200622-VI11-112-002	CHUM	109	10					
HS200622-VI12-112-001	CHUM	120	16					
HS200622-VI12-112-002	CHUM	120	16					
HS200622-VI12-112-003	CHUM	124	17					
HS200622-VI12-112-004	CHUM	119	15					
HS200622-VI12-112-005	CHUM	118	15					
HS200622-VI12-112-006	CHUM	129	18					
HS200622-DX01-115-001	COHO	694	4362	F				

Table 3. Biological data collected for each salmon caught on the CCGS *W.E. Ricker* survey to the Gulf of Alaska, 21/06/2006 - 30/06/2006.

Fish Number	Species	Fork Length (mm)	Whole Body Weight (g wet)	Sex	Stomach Content Weight (g wet)	CWT age	CWT	Fin Clip
HS200622-DX02-115-001	COHO	201	99					
HS200622-DX02-115-002	COHO	216	116					
HS200622-DX02-115-003	COHO	203	99					
HS200622-DX02-115-004	COHO	243	162					AD
HS200622-DX02-115-005	COHO	239	175					
HS200622-DX02-115-006	COHO	235	169					
HS200622-DX02-115-007	COHO	296	306					
HS200622-DX02-115-008	COHO	257	225					
HS200622-DX02-115-009	COHO	194	97					
HS200622-DX02-115-010	COHO	215	118					
HS200622-DX02-115-011	COHO	248	185					
HS200622-DX02-115-012	COHO	228	158					AD
HS200622-DX02-115-013	COHO	247	201					
HS200622-DX02-115-014	COHO	219	115					
HS200622-DX02-115-015	COHO	272	267					
HS200622-DX02-115-016	COHO	244	178					
HS200622-DX02-115-017	COHO	273	280					
HS200622-DX02-115-018	COHO	259	224					
HS200622-DX02-115-019	COHO	251	195					
HS200622-DX02-115-020	COHO	248	197					
HS200622-DX02-115-021	COHO	213	119					
HS200622-DX02-115-022	COHO	188	83					
HS200622-DX02-115-023	COHO	230	148					
HS200622-DX02-115-024	COHO	185	75					
HS200622-DX02-115-025	COHO	175	62					
HS200622-DX02-115-026	COHO	180	78					
HS200622-DX02-115-027	COHO	604	3038	F				
HS200622-DX02-115-028	COHO	560	2352	M				
HS200622-DX02-115-029	COHO	610	3062	F				
HS200622-DX02-115-030	COHO	595	2403	F				
HS200622-DX02-115-031	COHO	538	2181	M				
HS200622-DX02-115-032	COHO	450	1338	M				
HS200622-DX02-115-033	COHO	571	2452	F				
HS200622-DX02-115-034	COHO	650	3702	F				
HS200622-DX02-115-035	COHO	474	1381	M				
HS200622-DX02-115-036	COHO	595	2807	M				
HS200622-DX02-115-037	COHO	570	2593	M				
HS200622-DX02-115-038	COHO	595	2735	F				
HS200622-DX02-115-039	COHO	583	2586	F				

Table 3. Biological data collected for each salmon caught on the CCGS *W.E. Ricker* survey to the Gulf of Alaska, 21/06/2006 - 30/06/2006.

Fish Number	Species	Fork Length (mm)	Whole Body Weight (g wet)	Sex	Stomach Content Weight (g wet)	CWT age	CWT	Fin Clip
HS200622-DX02-115-040	COHO	425	1056	M				
HS200622-DX02-115-041	COHO	410	1004	M				
HS200622-DX02-115-042	COHO	580	2433	M				
HS200622-DX02-115-043	COHO	562	2379	F				
HS200622-DX02-115-044	COHO	528	1971	M				
HS200622-DX02-115-045	COHO	618	3176	F				
HS200622-DX02-115-046	COHO	475	1577	M				
HS200622-DX02-115-047	COHO	498	1820	M				
HS200622-DX02-115-048	COHO	590	2860	F				
HS200622-DX02-115-049	COHO	653	3476	M				
HS200622-DX02-115-050	COHO	528	2005	M				
HS200622-DX02-115-051	COHO	605	2908	F				
HS200622-DX02-115-052	COHO	625	3354	M				
HS200622-DX02-115-053	COHO	553	2195	F				
HS200622-DX02-115-054	COHO	473	1370	M				
HS200622-DX02-115-055	COHO	493	1737	M				
HS200622-DX02-115-056	COHO	440	1266	M				
HS200622-DX02-115-057	COHO	566	2391	F				
HS200622-DX02-115-058	COHO	640	3320	F				
HS200622-DX02-115-059	COHO	548	2479	M				
HS200622-DX02-115-060	COHO	440	1168	F				
HS200622-DX02-115-061	COHO	545	2352	M				
HS200622-DX02-115-062	COHO	623	3238	M				
HS200622-DX03-115-001	COHO	245	165					
HS200622-DX03-115-002	COHO	214	128					
HS200622-DX03-115-003	COHO	225	146					
HS200622-DX03-115-004	COHO	242	184					
HS200622-DX03-115-005	COHO	250	194					
HS200622-DX03-115-006	COHO	189	87					
HS200622-DX03-115-007	COHO	223	130					
HS200622-DX03-115-008	COHO	265	235					
HS200622-DX03-115-009	COHO	238	164					
HS200622-DX03-115-010	COHO	245	170					
HS200622-DX03-115-011	COHO	224	143					
HS200622-DX03-115-012	COHO	181	72					
HS200622-DX03-115-013	COHO	220	131					
HS200622-DX03-115-014	COHO	181	77					
HS200622-DX03-115-015	COHO	216	128					
HS200622-DX03-115-016	COHO	230	169					

Table 3. Biological data collected for each salmon caught on the CCGS *W.E. Ricker* survey to the Gulf of Alaska, 21/06/2006 - 30/06/2006.

Fish Number	Species	Fork Length (mm)	Whole Body Weight (g wet)	Sex	Stomach Content Weight (g wet)	CWT age	CWT	Fin Clip
HS200622-DX03-115-017	COHO	207	129					
HS200622-DX03-115-018	COHO	190	88					
HS200622-DX03-115-019	COHO	191	96					
HS200622-DX03-115-020	COHO	233	170					AD
HS200622-DX03-115-021	COHO	208	106					
HS200622-DX03-115-022	COHO	230	155					
HS200622-DX03-115-023	COHO	220	130					
HS200622-DX03-115-024	COHO	253	211					
HS200622-DX03-115-025	COHO	202	104					
HS200622-DX03-115-026	COHO	215	128					AD
HS200622-DX03-115-027	COHO	228	157					
HS200622-DX03-115-028	COHO	190	90					
HS200622-DX03-115-029	COHO	248	185					
HS200622-DX03-115-030	COHO	278	275					
HS200622-DX03-115-031	COHO	223						
HS200622-DX03-115-032	COHO	176						
HS200622-DX03-115-033	COHO	190						
HS200622-DX03-115-034	COHO	223						
HS200622-DX03-115-035	COHO	208						
HS200622-DX03-115-036	COHO	197						
HS200622-DX03-115-037	COHO	230						
HS200622-DX03-115-038	COHO	226						
HS200622-DX03-115-039	COHO	225						
HS200622-DX03-115-040	COHO	414	1003	M				
HS200622-DX03-115-041	COHO	473	1522	M				
HS200622-DX03-115-042	COHO	582	2727	F				
HS200622-DX03-115-043	COHO	571	2440	F				
HS200622-DX03-115-044	COHO	420	1019	M				
HS200622-DX03-115-045	COHO	391	793	M				
HS200622-DX03-115-046	COHO	560	2496	F				
HS200622-DX03-115-047	COHO	397	891	M				
HS200622-DX03-115-048	COHO	522	2046	F				
HS200622-DX03-115-049	COHO	365	667	M				
HS200622-DX03-115-050	COHO	554	2167	F				
HS200622-DX03-115-051	COHO	580	2529	F				
HS200622-DX03-115-052	COHO	582	2442	M				
HS200622-DX04-115-001	COHO	220	119					
HS200622-DX04-115-002	COHO	650	3362	F				
HS200622-DX04-115-003	COHO	605	3014	F				

Table 3. Biological data collected for each salmon caught on the CCGS *W.E. Ricker* survey to the Gulf of Alaska, 21/06/2006 - 30/06/2006.

Fish Number	Species	Fork Length (mm)	Whole Body Weight (g wet)	Sex	Stomach Content Weight (g wet)	CWT age	CWT	Fin Clip
HS200622-DX05-115-001	COHO	223	139					
HS200622-DX05-115-002	COHO	214	114					
HS200622-DX05-115-003	COHO	218	139					
HS200622-DX05-115-004	COHO	250	185					
HS200622-DX05-115-005	COHO	213	110					
HS200622-DX05-115-006	COHO	228	159					AD
HS200622-DX05-115-007	COHO	230	144					
HS200622-DX05-115-008	COHO	275	261					
HS200622-DX05-115-009	COHO	188	81					
HS200622-DX05-115-010	COHO	214	128					
HS200622-DX05-115-011	COHO	665	4134	F				
HS200622-DX06-115-001	COHO	199	91					
HS200622-DX06-115-002	COHO	202	94					
HS200622-DX06-115-003	COHO	197	91					
HS200622-DX06-115-004	COHO	577	2368	M				
HS200622-EP01-115-001	COHO	179	76					
HS200622-EP01-115-002	COHO	173	54					AD
HS200622-EP01-115-003	COHO	218	127					
HS200622-EP01-115-004	COHO	185	67					AD
HS200622-EP01-115-005	COHO	180	61					AD
HS200622-EP01-115-006	COHO	172	53					AD
HS200622-EP01-115-007	COHO	211	112					AD
HS200622-EP01-115-008	COHO	194	87					AD
HS200622-EP01-115-009	COHO	216	122					AD
HS200622-EP01-115-010	COHO	236	153					AD
HS200622-EP01-115-011	COHO	200	83			1.0	T094309	
HS200622-EP01-115-012	COHO	176	62			1.0	T092042	AD
HS200622-EP01-115-013	COHO	221	129					AD
HS200622-EP01-115-014	COHO	205	104					AD
HS200622-EP01-115-015	COHO	167	61					
HS200622-EP01-115-016	COHO	169	48					AD
HS200622-EP01-115-017	COHO	193	90					AD
HS200622-EP01-115-018	COHO	185	76			1.0	T052664	
HS200622-EP01-115-019	COHO	162	42					
HS200622-EP01-115-020	COHO	157	52					
HS200622-EP01-115-021	COHO	195	84			1.0	T094309	
HS200622-EP01-115-022	COHO	205	95					AD
HS200622-EP01-115-023	COHO	175	62					AD
HS200622-EP01-115-024	COHO	172	65					

Table 3. Biological data collected for each salmon caught on the *CCGS W.E. Ricker* survey to the Gulf of Alaska, 21/06/2006 - 30/06/2006.

Fish Number	Species	Fork Length (mm)	Whole Body Weight (g wet)	Sex	Stomach Content Weight (g wet)	CWT age	CWT	Fin Clip
HS200622-EP01-115-025	COHO	184	64					AD
HS200622-EP01-115-026	COHO	177	73					
HS200622-EP01-115-027	COHO	160	42					
HS200622-EP01-115-028	COHO	170	55					
HS200622-EP01-115-029	COHO	171	64					AD
HS200622-EP01-115-030	COHO	177	66					
HS200622-EP01-115-031	COHO	156						
HS200622-EP01-115-032	COHO	175						AD
HS200622-EP01-115-033	COHO	173						AD
HS200622-EP01-115-034	COHO	198						
HS200622-EP01-115-035	COHO	182						
HS200622-EP01-115-036	COHO	147						
HS200622-EP01-115-037	COHO	178				1.0	T183025	AD
HS200622-EP01-115-038	COHO	177				1.0	T052681	
HS200622-EP01-115-039	COHO	169						
HS200622-EP01-115-040	COHO	181						AD
HS200622-EP01-115-041	COHO	180						AD
HS200622-EP01-115-042	COHO	165						AD
HS200622-EP01-115-043	COHO	210						AD
HS200622-EP01-115-044	COHO	179						
HS200622-EP01-115-045	COHO	201						AD
HS200622-EP01-115-046	COHO	162						
HS200622-EP01-115-047	COHO	180				1.0	T052696	AD
HS200622-EP01-115-048	COHO	149						
HS200622-EP01-115-049	COHO	145						
HS200622-EP01-115-050	COHO	212				1.0	T050484	AD
HS200622-EP01-115-051	COHO	215				1.0	T633265	AD
HS200622-EP01-115-052	COHO	548	2129	M				
HS200622-EP01-115-053	COHO	531	1967	F		1.1	T631989	AD
HS200622-EP01-115-054	COHO	591	2467	F				
HS200622-EP01-115-055	COHO	530	1971	F				
HS200622-EP01-115-056	COHO	536	1877	F				AD
HS200622-EP01-115-057	COHO	595	2336	F				
HS200622-EP01-115-058	COHO	578	2418	M				
HS200622-EP01-115-059	COHO	615	2928	M				
HS200622-EP01-115-060	COHO	555	2148	M				
HS200622-EP01-115-061	COHO	575	2463	F				
HS200622-EP01-115-062	COHO	595	2722	M				
HS200622-EP02-115-001	COHO	203	99			1.0	T052664	

Table 3. Biological data collected for each salmon caught on the CCGS *W.E. Ricker* survey to the Gulf of Alaska, 21/06/2006 - 30/06/2006.

Fish Number	Species	Fork Length (mm)	Whole Body Weight (g wet)	Sex	Stomach Content Weight (g wet)	CWT age	CWT	Fin Clip
HS200622-EP02-115-002	COHO	188	74			1.0	T052572	
HS200622-EP02-115-003	COHO	200	92					AD
HS200622-EP02-115-004	COHO	195	87					
HS200622-EP02-115-005	COHO	185	62					AD
HS200622-EP02-115-006	COHO	185	71					AD
HS200622-EP02-115-007	COHO	213	111					AD
HS200622-EP02-115-008	COHO	188	77					AD
HS200622-EP02-115-009	COHO	183	77					
HS200622-EP02-115-010	COHO	235	147					AD
HS200622-EP02-115-011	COHO	188	80					
HS200622-EP02-115-012	COHO	196	94					
HS200622-EP02-115-013	COHO	201	97					AD
HS200622-EP02-115-014	COHO	185	70					AD
HS200622-EP02-115-015	COHO	184	76					AD
HS200622-EP02-115-016	COHO	187	81			1.0	T052698	
HS200622-EP02-115-017	COHO	201	90					AD
HS200622-EP02-115-018	COHO	199	89					AD
HS200622-EP02-115-019	COHO	152	40					AD
HS200622-EP02-115-020	COHO	175	58					
HS200622-EP02-115-021	COHO	195	87			1.0	T094245	AD
HS200622-EP02-115-022	COHO	191	75					
HS200622-EP02-115-023	COHO	209	99					AD
HS200622-EP02-115-024	COHO	213	122					AD
HS200622-EP02-115-025	COHO	204	100					AD
HS200622-EP02-115-026	COHO	230	141					AD
HS200622-EP02-115-027	COHO	191	78					AD
HS200622-EP02-115-028	COHO	198	88			1.0	T052664	
HS200622-EP02-115-029	COHO	208	110			1.0	T051074	
HS200622-EP02-115-030	COHO	216	135					
HS200622-EP02-115-031	COHO	190						
HS200622-EP02-115-032	COHO	183						AD
HS200622-EP02-115-033	COHO	196						AD
HS200622-EP02-115-034	COHO	181						AD
HS200622-EP02-115-035	COHO	236						AD
HS200622-EP02-115-036	COHO	630	3600	F				
HS200622-EP02-115-037	COHO	613	2853	F				
HS200622-EP03-115-001	COHO	197	72					AD
HS200622-EP03-115-002	COHO	195	83					AD
HS200622-EP03-115-003	COHO	230	157					

Table 3. Biological data collected for each salmon caught on the CCGS *W.E. Ricker* survey to the Gulf of Alaska, 21/06/2006 - 30/06/2006.

Fish Number	Species	Fork Length (mm)	Whole Body Weight (g wet)	Sex	Stomach Content Weight (g wet)	CWT age	CWT	Fin Clip
HS200622-EP03-115-004	COHO	195	85					AD
HS200622-EP03-115-005	COHO	210	108					AD
HS200622-EP03-115-006	COHO	194	88					AD
HS200622-EP03-115-007	COHO	206	100					AD
HS200622-EP03-115-008	COHO	190	86					
HS200622-EP03-115-009	COHO	196	93			1.0	T633188	AD
HS200622-EP03-115-010	COHO	206	105					AD
HS200622-EP03-115-011	COHO	190	85					
HS200622-EP03-115-012	COHO	215	123					AD
HS200622-EP03-115-013	COHO	218	126					AD
HS200622-EP03-115-014	COHO	192	87					
HS200622-EP03-115-015	COHO	186	82					AD
HS200622-EP03-115-016	COHO	209	109					AD
HS200622-EP03-115-017	COHO	224	149			1.0	T633264	
HS200622-EP03-115-018	COHO	205	106					
HS200622-EP03-115-019	COHO	182	68					
HS200622-EP03-115-020	COHO	238	157					AD
HS200622-EP03-115-021	COHO	196	92					AD
HS200622-EP03-115-022	COHO	287	325					
HS200622-EP03-115-023	COHO	198	98					
HS200622-EP03-115-024	COHO	194	90					AD
HS200622-EP03-115-025	COHO	203	110					AD
HS200622-EP03-115-026	COHO	175	72					
HS200622-EP03-115-027	COHO	188	78			1.0	T052665	
HS200622-EP03-115-028	COHO	200	100					AD
HS200622-EP03-115-029	COHO	200	101					AD
HS200622-EP03-115-030	COHO	194	100					AD
HS200622-EP03-115-031	COHO	170						AD
HS200622-EP03-115-032	COHO	201						
HS200622-EP03-115-033	COHO	215				1.0	T631981	AD
HS200622-EP03-115-034	COHO	196						AD
HS200622-EP03-115-035	COHO	211						AD
HS200622-EP03-115-036	COHO	186						
HS200622-EP03-115-037	COHO	195				1.0	T631981	AD
HS200622-EP03-115-038	COHO	186				1.0	T052669	
HS200622-EP03-115-039	COHO	190						
HS200622-EP03-115-040	COHO	194						AD
HS200622-EP03-115-041	COHO	185						AD
HS200622-EP03-115-042	COHO	174					Y	



Table 3. Biological data collected for each salmon caught on the CCGS *W.E. Ricker* survey to the Gulf of Alaska, 21/06/2006 - 30/06/2006.

Fish Number	Species	Fork Length (mm)	Whole Body Weight (g wet)	Sex	Stomach Content Weight (g wet)	CWT age	CWT	Fin Clip
HS200622-EP03-115-043	COHO	180				1.0	T052680	
HS200622-EP03-115-044	COHO	197						AD
HS200622-EP03-115-045	COHO	215						AD
HS200622-EP03-115-046	COHO	200				1.0	T050484	
HS200622-EP03-115-047	COHO	229						AD
HS200622-EP03-115-048	COHO	210						AD
HS200622-EP03-115-049	COHO	195						
HS200622-EP03-115-050	COHO	213						AD
HS200622-EP03-115-051	COHO	190						
HS200622-EP03-115-052	COHO	210						AD
HS200622-EP03-115-053	COHO	208						
HS200622-EP03-115-054	COHO	198						AD
HS200622-EP03-115-055	COHO	190						AD
HS200622-EP03-115-056	COHO	171						
HS200622-EP03-115-057	COHO	192						
HS200622-EP03-115-058	COHO	221						AD
HS200622-EP03-115-059	COHO	227						AD
HS200622-EP03-115-060	COHO	209						AD
HS200622-EP03-115-061	COHO	216						AD
HS200622-EP03-115-062	COHO	206						AD
HS200622-EP03-115-063	COHO	195						AD
HS200622-EP03-115-064	COHO	202						
HS200622-EP03-115-065	COHO	200						
HS200622-EP03-115-066	COHO	208						
HS200622-EP03-115-067	COHO	220						AD
HS200622-EP03-115-068	COHO	179						AD
HS200622-EP03-115-069	COHO	179						AD
HS200622-EP03-115-070	COHO	191				1.0	T631981	AD
HS200622-EP03-115-071	COHO	182						
HS200622-EP03-115-072	COHO	216						AD
HS200622-EP03-115-073	COHO	194						
HS200622-EP03-115-074	COHO	223						AD
HS200622-EP03-115-075	COHO	205						AD
HS200622-EP03-115-076	COHO	210						AD
HS200622-EP03-115-077	COHO	195						AD
HS200622-EP03-115-078	COHO	192						AD
HS200622-EP03-115-079	COHO	185						AD
HS200622-EP03-115-080	COHO	184						
HS200622-EP03-115-081	COHO	188						AD

Table 3. Biological data collected for each salmon caught on the *CCGS W.E. Ricker* survey to the Gulf of Alaska, 21/06/2006 - 30/06/2006.

Fish Number	Species	Fork Length (mm)	Whole Body Weight (g wet)	Sex	Stomach Content Weight (g wet)	CWT age	CWT	Fin Clip
HS200622-EP03-115-082	COHO	202						
HS200622-EP03-115-083	COHO	205						
HS200622-EP03-115-084	COHO	255				1.0	T050368	AD
HS200622-EP03-115-085	COHO	215						AD
HS200622-EP03-115-086	COHO	212						AD
HS200622-EP03-115-087	COHO	187						AD
HS200622-EP03-115-088	COHO	217						AD
HS200622-EP03-115-089	COHO	214						AD
HS200622-EP03-115-090	COHO	174						
HS200622-EP03-115-091	COHO	188						
HS200622-EP03-115-092	COHO	195						AD
HS200622-EP03-115-093	COHO	198						AD
HS200622-EP03-115-094	COHO	197						AD
HS200622-EP03-115-095	COHO	185						AD
HS200622-EP03-115-096	COHO	183						AD
HS200622-EP03-115-097	COHO	197						
HS200622-EP03-115-098	COHO	203						AD
HS200622-EP03-115-099	COHO	194						AD
HS200622-EP03-115-100	COHO	200						AD
HS200622-EP03-115-101	COHO	210						AD
HS200622-EP03-115-102	COHO	178						AD
HS200622-EP03-115-103	COHO	183						AD
HS200622-EP03-115-104	COHO	179						
HS200622-EP03-115-105	COHO	204						AD
HS200622-EP03-115-106	COHO	227						AD
HS200622-EP03-115-107	COHO	161				1.0	T633190	AD
HS200622-EP03-115-108	COHO	180				1.0	T051499	
HS200622-EP03-115-109	COHO	172				1.0	T052680	
HS200622-EP03-115-110	COHO	169						
HS200622-EP03-115-111	COHO	195						AD
HS200622-EP03-115-112	COHO	183				1.0	T052669	
HS200622-EP03-115-113	COHO	197						AD
HS200622-EP03-115-114	COHO	183				1.0	T052667	
HS200622-EP03-115-115	COHO	206						
HS200622-EP03-115-116	COHO	194						AD
HS200622-EP03-115-117	COHO	200						AD
HS200622-EP03-115-118	COHO	203						AD
HS200622-EP03-115-119	COHO	205						AD
HS200622-EP03-115-120	COHO	198						AD

Table 3. Biological data collected for each salmon caught on the CCGS *W.E. Ricker* survey to the Gulf of Alaska, 21/06/2006 - 30/06/2006.

Fish Number	Species	Fork Length (mm)	Whole Body Weight (g wet)	Sex	Stomach Content Weight (g wet)	CWT age	CWT	Fin Clip
HS200622-EP03-115-121	COHO	206						AD
HS200622-EP03-115-122	COHO	212						AD
HS200622-EP03-115-123	COHO	190						AD
HS200622-EP03-115-124	COHO	185				1.0	T052692	
HS200622-EP03-115-125	COHO	205						AD
HS200622-EP03-115-126	COHO	199					Y	
HS200622-EP03-115-127	COHO	203						AD
HS200622-EP03-115-128	COHO	225						AD
HS200622-EP03-115-129	COHO	182						AD
HS200622-EP03-115-130	COHO	199						AD
HS200622-EP03-115-131	COHO	199						AD
HS200622-EP03-115-132	COHO	187						
HS200622-EP03-115-133	COHO	191				1.0	T052664	
HS200622-EP03-115-134	COHO	206						AD
HS200622-EP03-115-135	COHO	199						AD
HS200622-EP03-115-136	COHO	186				1.0	T052664	
HS200622-FI01-115-001	COHO	197	94					
HS200622-FI01-115-002	COHO	211	102					
HS200622-FI01-115-003	COHO	220	137					
HS200622-FI01-115-004	COHO	198	84					
HS200622-FI01-115-005	COHO	199	84					
HS200622-FI01-115-006	COHO	194	79					
HS200622-FI01-115-007	COHO	205	97					AD
HS200622-FI01-115-008	COHO	210	107					
HS200622-FI01-115-009	COHO	223	126					AD
HS200622-FI01-115-010	COHO	237	152			1.0	T633091	
HS200622-FI01-115-011	COHO	209	99					
HS200622-FI01-115-012	COHO	222	112					AD
HS200622-FI01-115-013	COHO	222	129					AD
HS200622-FI01-115-014	COHO	212	111					
HS200622-FI01-115-015	COHO	216	121					
HS200622-FI01-115-016	COHO	200	92					AD
HS200622-FI01-115-017	COHO	194	82					
HS200622-FI01-115-018	COHO	210	104					
HS200622-FI01-115-019	COHO	202	88					
HS200622-FI01-115-020	COHO	224	126					AD
HS200622-FI01-115-021	COHO	209	111					
HS200622-FI01-115-022	COHO	205	105					
HS200622-FI01-115-023	COHO	212	104					AD

Table 3. Biological data collected for each salmon caught on the *CCGS W.E. Ricker* survey to the Gulf of Alaska, 21/06/2006 - 30/06/2006.

Fish Number	Species	Fork Length (mm)	Whole Body Weight (g wet)	Sex	Stomach Content Weight (g wet)	CWT age	CWT	Fin Clip
HS200622-FI01-115-024	COHO	212	114					
HS200622-FI01-115-025	COHO	216	120					AD
HS200622-FI01-115-026	COHO	213	115					AD
HS200622-FI01-115-027	COHO	188	79					
HS200622-FI01-115-028	COHO	198	96					AD
HS200622-FI01-115-029	COHO	214	104					AD
HS200622-FI01-115-030	COHO	217	114					AD
HS200622-FI01-115-031	COHO	223						
HS200622-FI01-115-032	COHO	216						AD
HS200622-FI01-115-033	COHO	203						
HS200622-FI01-115-034	COHO	206						
HS200622-FI01-115-035	COHO	221						AD
HS200622-FI01-115-036	COHO	230						
HS200622-FI01-115-037	COHO	219						
HS200622-FI01-115-038	COHO	204						
HS200622-FI01-115-039	COHO	218						AD
HS200622-FI01-115-040	COHO	220						
HS200622-FI01-115-041	COHO	221						AD
HS200622-FI01-115-042	COHO	206						
HS200622-FI01-115-043	COHO	212						AD
HS200622-FI01-115-044	COHO	206						AD
HS200622-FI01-115-045	COHO	222						AD
HS200622-FI01-115-046	COHO	202						
HS200622-FI01-115-047	COHO	189					Y	AD
HS200622-FI01-115-048	COHO	205						
HS200622-FI01-115-049	COHO	200						
HS200622-FI01-115-050	COHO	221						AD
HS200622-FI01-115-051	COHO	196						
HS200622-FI01-115-052	COHO	196						
HS200622-FI01-115-053	COHO	200						AD
HS200622-FI01-115-054	COHO	228						
HS200622-FI01-115-055	COHO	210						AD
HS200622-FI01-115-056	COHO	198						
HS200622-FI01-115-057	COHO	220						
HS200622-FI01-115-058	COHO	205						
HS200622-FI01-115-059	COHO	199						
HS200622-FI01-115-060	COHO	227						AD
HS200622-FI01-115-061	COHO	206						
HS200622-FI01-115-062	COHO	202						

Table 3. Biological data collected for each salmon caught on the *CCGS W.E. Ricker* survey to the Gulf of Alaska, 21/06/2006 - 30/06/2006.

Fish Number	Species	Fork Length (mm)	Whole Body Weight (g wet)	Sex	Stomach Content Weight (g wet)	CWT age	CWT	Fin Clip
HS200622-FI01-115-063	COHO	210						AD
HS200622-FI01-115-064	COHO	201						
HS200622-FI01-115-065	COHO	207						
HS200622-FI01-115-066	COHO	222						
HS200622-FI01-115-067	COHO	210						AD
HS200622-FI01-115-068	COHO	192						
HS200622-FI01-115-069	COHO	203						
HS200622-FI01-115-070	COHO	211						
HS200622-FI01-115-071	COHO	194						
HS200622-FI01-115-072	COHO	206						
HS200622-FI01-115-073	COHO	205						AD
HS200622-FI01-115-074	COHO	215						AD
HS200622-FI01-115-075	COHO	205						
HS200622-FI01-115-076	COHO	229						AD
HS200622-FI01-115-077	COHO	200						
HS200622-FI01-115-078	COHO	225						AD
HS200622-FI01-115-079	COHO	204						
HS200622-FI01-115-080	COHO	210						AD
HS200622-FI01-115-081	COHO	184						
HS200622-FI01-115-082	COHO	200						
HS200622-FI01-115-083	COHO	205						
HS200622-FI01-115-084	COHO	195						
HS200622-FI01-115-085	COHO	189						
HS200622-FI01-115-086	COHO	177						
HS200622-FI01-115-087	COHO	211						AD
HS200622-FI01-115-088	COHO	204						
HS200622-FI01-115-089	COHO	195						
HS200622-FI01-115-090	COHO	212						
HS200622-FI01-115-091	COHO	243						
HS200622-FI01-115-092	COHO	209						
HS200622-FI01-115-093	COHO	215						
HS200622-FI01-115-094	COHO	207						
HS200622-FI01-115-095	COHO	208						
HS200622-FI01-115-096	COHO	206						
HS200622-FI01-115-097	COHO	205						
HS200622-FI01-115-098	COHO	205						
HS200622-FI01-115-099	COHO	211						
HS200622-FI01-115-100	COHO	202						
HS200622-FI01-115-101	COHO	203						

Table 3. Biological data collected for each salmon caught on the *COGS W.E. Ricker* survey to the Gulf of Alaska, 21/06/2006 - 30/06/2006.

Fish Number	Species	Fork Length (mm)	Whole Body Weight (g wet)	Sex	Stomach Content Weight (g wet)	CWT age	CWT	Fin Clip
HS200622-FI01-115-102	COHO	206						AD
HS200622-FI02-115-001	COHO	175	58					
HS200622-FI02-115-002	COHO	225	124					AD
HS200622-FI02-115-003	COHO	213	118			1.0	T183025	AD
HS200622-FI02-115-004	COHO	231	146					
HS200622-FI02-115-005	COHO	222	132			1.0	T094307	AD
HS200622-FI02-115-006	COHO	600	2511	F				
HS200622-FI03-115-001	COHO	244	174					
HS200622-FI03-115-002	COHO	241	163					AD
HS200622-FI03-115-003	COHO	210	103					
HS200622-FI03-115-004	COHO	245	160					
HS200622-FI03-115-005	COHO	240	170					
HS200622-FI03-115-006	COHO	211	108					AD
HS200622-FI03-115-007	COHO	606	2927	F				
HS200622-FI04-115-001	COHO	204	108					
HS200622-FI04-115-002	COHO	208	104					
HS200622-FI04-115-003	COHO	605	2591	F				
HS200622-FI04-115-004	COHO	549	1928	F				
HS200622-FI04-115-005	COHO	475	1356	M				
HS200622-FI06-115-001	COHO	615	2872	F				
HS200622-FI06-115-002	COHO	612	2977	M				
HS200622-FI06-115-003	COHO	597	2640	F				
HS200622-FI06-115-004	COHO	450	1135	F				
HS200622-FI07-115-001	COHO	575	1915	F				
HS200622-FI07-115-002	COHO	563	2388	F				
HS200622-FI07-115-003	COHO	540	1904	M				
HS200622-H01-115-001	COHO	224	141					
HS200622-H01-115-002	COHO	205	95					
HS200622-H01-115-003	COHO	198	82					AD
HS200622-H02-115-001	COHO	219	109					AD
HS200622-H02-115-002	COHO	206	97					AD
HS200622-H02-115-003	COHO	212	114					AD
HS200622-H02-115-004	COHO	218	104					
HS200622-H02-115-005	COHO	199	94					
HS200622-JF01-115-001	COHO	226	138					AD
HS200622-JF01-115-002	COHO	195	89					
HS200622-JF01-115-003	COHO	187	71					AD
HS200622-JF01-115-004	COHO	174	55					AD
HS200622-JF01-115-005	COHO	176	65					

Table 3. Biological data collected for each salmon caught on the *CCGS W.E. Ricker* survey to the Gulf of Alaska, 21/06/2006 - 30/06/2006.

Fish Number	Species	Fork Length (mm)	Whole Body Weight (g wet)	Sex	Stomach Content Weight (g wet)	CWT age	CWT	Fin Clip
HS200622-JF01-115-006	COHO	183	76					
HS200622-JF01-115-007	COHO	225	136					
HS200622-JF01-115-008	COHO	198	94					AD
HS200622-JF01-115-009	COHO	194	82					AD
HS200622-JF01-115-010	COHO	195	81					AD
HS200622-JF01-115-011	COHO	205	100					AD
HS200622-JF01-115-012	COHO	193	85					
HS200622-JF01-115-013	COHO	188	80					
HS200622-JF01-115-014	COHO	193	81					AD
HS200622-JF01-115-015	COHO	192	79					
HS200622-JF01-115-016	COHO	215	120					AD
HS200622-JF01-115-017	COHO	228	134					AD
HS200622-JF01-115-018	COHO	184	68					AD
HS200622-JF01-115-019	COHO	169	58					
HS200622-JF02-115-001	COHO	177	66					
HS200622-JF02-115-002	COHO	179	57					AD
HS200622-JF02-115-003	COHO	160	41					AD
HS200622-JF02-115-004	COHO	138	27					
HS200622-JF03-115-001	COHO	544	2165	F				
HS200622-JF03-115-002	COHO	513	1768	F				
HS200622-JF03-115-003	COHO	548	2182	F				
HS200622-JF03-115-004	COHO	575	2461	M				
HS200622-JF03-115-005	COHO	510	1745	M				
HS200622-JF03-115-006	COHO	516	1955	M				AD
HS200622-JF03-115-007	COHO	503	1590	F		1.1	T210579	AD
HS200622-JF04-115-001	COHO	202	94			1.0	T633198	AD
HS200622-JF04-115-002	COHO	514	1696	F				
HS200622-JF04-115-003	COHO	563	2200	F				
HS200622-JF04-115-004	COHO	401	852	M				
HS200622-JF05-115-001	COHO	550	2350	M				AD
HS200622-JF05-115-002	COHO	505	1570	M				
HS200622-JF05-115-003	COHO	504	1603	F				AD
HS200622-JF05-115-004	COHO	424	858	M				AD
HS200622-QCI01-115-001	COHO	608	2941	F				
HS200622-QCI02-115-001	COHO	176	58					
HS200622-QCI02-115-002	COHO	179	65					
HS200622-QCI02-115-003	COHO	196	83					
HS200622-QCI02-115-004	COHO	208	101					
HS200622-QCI02-115-005	COHO	177	61					

Table 3. Biological data collected for each salmon caught on the *CCGS W.E. Ricker* survey to the Gulf of Alaska, 21/06/2006 - 30/06/2006.

Fish Number	Species	Fork Length (mm)	Whole Body Weight (g wet)	Sex	Stomach Content Weight (g wet)	CWT age	CWT	Fin Clip
HS200622-QCI02-115-006	COHO	188	71					
HS200622-QCI02-115-007	COHO	178	60					
HS200622-QCI02-115-008	COHO	660	3600	F				
HS200622-QCI02-115-009	COHO	543	2068	F				
HS200622-QCI02-115-010	COHO	535	1975	F				
HS200622-QCI02-115-011	COHO	644	3378	M				
HS200622-QCI02-115-012	COHO	645	3678	M				
HS200622-QCI03-115-001	COHO	168	57					
HS200622-QCI03-115-002	COHO	195	82					
HS200622-QCI03-115-003	COHO	181	73					
HS200622-QCI03-115-004	COHO	162	49					
HS200622-QCI03-115-005	COHO	566	2210	M				
HS200622-QCI03-115-006	COHO	615	2671	F				
HS200622-QCI03-115-007	COHO	620	2817	F				AD
HS200622-QCI03-115-008	COHO	477	1374	M				
HS200622-QCI03-115-009	COHO	375	649	M				AD
HS200622-QCI04-115-001	COHO	605	2939	M				
HS200622-QCI04-115-002	COHO	663	3480	M				
HS200622-QCI04-115-003	COHO	535	1844	F				
HS200622-QCI06-115-001	COHO	602	2368	M				
HS200622-QCI07-115-001	COHO	182	65					
HS200622-QCI10-115-001	COHO	640	3242	M				
HS200622-SEA01-115-001	COHO	218	116					
HS200622-SEA01-115-002	COHO	196	84					
HS200622-SEA01-115-003	COHO	216	112					
HS200622-SEA01-115-004	COHO	242	165					AD
HS200622-SEA01-115-005	COHO	240	163					
HS200622-SEA01-115-006	COHO	229	141					AD
HS200622-SEA01-115-007	COHO	227	142					
HS200622-SEA01-115-008	COHO	230	147					
HS200622-SEA01-115-009	COHO	207	112					
HS200622-SEA01-115-010	COHO	225	137					AD
HS200622-SEA01-115-011	COHO	234	134					
HS200622-SEA01-115-012	COHO	228	136					AD
HS200622-SEA01-115-013	COHO	236	161					AD
HS200622-SEA01-115-014	COHO	235	160					AD
HS200622-SEA01-115-015	COHO	230	140			1.0	T633092	AD
HS200622-SEA01-115-016	COHO	228	135					
HS200622-SEA01-115-017	COHO	246	165					



Table 3. Biological data collected for each salmon caught on the CCGS *W.E. Ricker* survey to the Gulf of Alaska, 21/06/2006 - 30/06/2006.

Fish Number	Species	Fork Length (mm)	Whole Body Weight (g wet)	Sex	Stomach Content Weight (g wet)	CWT age	CWT	Fin Clip
HS200622-SEA01-115-018	COHO	210	120					
HS200622-SEA01-115-019	COHO	235	155					
HS200622-SEA01-115-020	COHO	230	158					
HS200622-SEA01-115-021	COHO	233	144					
HS200622-SEA01-115-022	COHO	223	128					
HS200622-SEA01-115-023	COHO	223	127					AD
HS200622-SEA01-115-024	COHO	212	125					
HS200622-SEA01-115-025	COHO	204	98					AD
HS200622-SEA01-115-026	COHO	197	95					
HS200622-SEA01-115-027	COHO	229	143					
HS200622-SEA01-115-028	COHO	220	117			1.0	T633189	
HS200622-SEA01-115-029	COHO	209	102					
HS200622-SEA01-115-030	COHO	248	181					
HS200622-SEA01-115-031	COHO	246						
HS200622-SEA01-115-032	COHO	220						AD
HS200622-SEA01-115-033	COHO	230						
HS200622-SEA01-115-034	COHO	227						AD
HS200622-SEA01-115-035	COHO	236						
HS200622-SEA01-115-036	COHO	212						
HS200622-SEA01-115-037	COHO	230						AD
HS200622-SEA01-115-038	COHO	225				1.0	T633189	
HS200622-SEA01-115-039	COHO	225						AD
HS200622-SEA01-115-040	COHO	218						
HS200622-SEA01-115-041	COHO	230						AD
HS200622-SEA01-115-042	COHO	212						AD
HS200622-SEA01-115-043	COHO	230						AD
HS200622-SEA01-115-044	COHO	235						AD
HS200622-SEA01-115-045	COHO	212						
HS200622-SEA01-115-046	COHO	202				1.0	T052664	
HS200622-SEA01-115-047	COHO	211						
HS200622-SEA01-115-048	COHO	219						
HS200622-SEA01-115-049	COHO	196						
HS200622-SEA01-115-050	COHO	220						
HS200622-SEA01-115-051	COHO	221						
HS200622-SEA01-115-052	COHO	220						AD
HS200622-SEA01-115-053	COHO	210						
HS200622-SEA01-115-054	COHO	230						
HS200622-SEA01-115-055	COHO	213						AD
HS200622-SEA01-115-056	COHO	214						

Table 3. Biological data collected for each salmon caught on the *CCGS W.E. Ricker* survey to the Gulf of Alaska, 21/06/2006 - 30/06/2006.

Fish Number	Species	Fork Length (mm)	Whole Body Weight (g wet)	Sex	Stomach Content Weight (g wet)	CWT age	CWT	Fin Clip
HS200622-SEA01-115-057	COHO	192						
HS200622-SEA01-115-058	COHO	214						
HS200622-SEA01-115-059	COHO	219						AD
HS200622-SEA01-115-060	COHO	216						
HS200622-SEA01-115-061	COHO	198						
HS200622-SEA01-115-062	COHO	191						
HS200622-SEA01-115-063	COHO	210						
HS200622-SEA01-115-064	COHO	225						
HS200622-SEA01-115-065	COHO	197						
HS200622-SEA01-115-066	COHO	225						
HS200622-SEA01-115-067	COHO	248						
HS200622-SEA01-115-068	COHO	208						AD
HS200622-SEA01-115-069	COHO	238						AD
HS200622-SEA01-115-070	COHO	201						
HS200622-SEA01-115-071	COHO	234						
HS200622-SEA01-115-072	COHO	220						
HS200622-SEA01-115-073	COHO	211						
HS200622-SEA01-115-074	COHO	196						
HS200622-SEA01-115-075	COHO	214						AD
HS200622-SEA01-115-076	COHO	197						
HS200622-SEA01-115-077	COHO	216						
HS200622-SEA01-115-078	COHO	230						
HS200622-SEA01-115-079	COHO	192						
HS200622-SEA01-115-080	COHO	215						AD
HS200622-SEA01-115-081	COHO	217				1.0	T210635	AD
HS200622-SEA01-115-082	COHO	231						
HS200622-SEA01-115-083	COHO	222						
HS200622-SEA01-115-084	COHO	211						AD
HS200622-SEA01-115-085	COHO	222						
HS200622-SEA01-115-086	COHO	236				1.0	T092017	AD
HS200622-SEA01-115-087	COHO	227						
HS200622-SEA01-115-088	COHO	206						
HS200622-SEA01-115-089	COHO	234						AD
HS200622-SEA01-115-090	COHO	209						
HS200622-SEA01-115-091	COHO	207						
HS200622-SEA01-115-092	COHO	202				1.0	T631993	
HS200622-SEA01-115-093	COHO	225						AD
HS200622-SEA01-115-094	COHO	222						
HS200622-SEA01-115-095	COHO	248						AD

Table 3. Biological data collected for each salmon caught on the CCGS *W.E. Ricker* survey to the Gulf of Alaska, 21/06/2006 - 30/06/2006.

Fish Number	Species	Fork Length (mm)	Whole Body Weight (g wet)	Sex	Stomach Content Weight (g wet)	CWT age	CWT	Fin Clip
HS200622-T01-115-001	COHO	173	61					
HS200622-T01-115-002	COHO	185	70					
HS200622-T01-115-003	COHO	156	42					
HS200622-T01-115-004	COHO	185	73					
HS200622-T02-115-001	COHO	175	59					
HS200622-T02-115-002	COHO	179	63					
HS200622-T02-115-003	COHO	199	94					
HS200622-T02-115-004	COHO	189	70					
HS200622-T03-115-001	COHO	195	81					
HS200622-T04-115-001	COHO	187	72					AD
HS200622-T04-115-002	COHO	186	72					
HS200622-T04-115-003	COHO	172	59					
HS200622-T05-115-001	COHO	173	63					
HS200622-T05-115-002	COHO	175	62					AD
HS200622-T05-115-003	COHO	186	70					AD
HS200622-T06-115-001	COHO	154	37					
HS200622-T06-115-002	COHO	172	62					
HS200622-T06-115-003	COHO	201	92					AD
HS200622-T06-115-004	COHO	170	49					AD
HS200622-T07-115-001	COHO	193	75					AD
HS200622-T07-115-002	COHO	187	67					AD
HS200622-T07-115-003	COHO	200	93					AD
HS200622-T07-115-004	COHO	208	103			1.0	T052470	
HS200622-T07-115-005	COHO	184	76					
HS200622-T07-115-006	COHO	200	92					AD
HS200622-T07-115-007	COHO	185	77					AD
HS200622-T07-115-008	COHO	214	116					AD
HS200622-T07-115-009	COHO	199	95					AD
HS200622-T07-115-010	COHO	193	86					
HS200622-T07-115-011	COHO	216	120					AD
HS200622-T07-115-012	COHO	205	100			1.0	T094306	AD
HS200622-T07-115-013	COHO	181	66					
HS200622-T07-115-014	COHO	194	81					AD
HS200622-T07-115-015	COHO	188	73					AD
HS200622-T07-115-016	COHO	184	72					
HS200622-T07-115-017	COHO	213	115					AD
HS200622-T07-115-018	COHO	196	85					
HS200622-T07-115-019	COHO	181	77					
HS200622-T07-115-020	COHO	185	76					

Table 3. Biological data collected for each salmon caught on the CCGS *W.E. Ricker* survey to the Gulf of Alaska, 21/06/2006 - 30/06/2006.

Fish Number	Species	Fork Length (mm)	Whole Body Weight (g wet)	Sex	Stomach Content Weight (g wet)	CWT age	CWT	Fin Clip
HS200622-T07-115-021	COHO	194	89					AD
HS200622-T07-115-022	COHO	180	71					
HS200622-T07-115-023	COHO	185	81					
HS200622-T07-115-024	COHO	200	92					
HS200622-VI01-115-001	COHO	214	105					AD
HS200622-VI02-115-001	COHO	231	149					AD
HS200622-VI02-115-002	COHO	170	61					
HS200622-VI02-115-004	COHO	185	69			1.0	T052767	AD
HS200622-VI02-115-005	COHO	235	143					AD
HS200622-VI02-115-006	COHO	177	61				Y	
HS200622-VI02-115-007	COHO	142	33					
HS200622-VI02-115-008	COHO	161	40					AD
HS200622-VI02-115-009	COHO	143	32					
HS200622-VI02-115-010	COHO	188	72					
HS200622-VI02-115-011	COHO	169	52					
HS200622-VI02-115-012	COHO	175	54					AD
HS200622-VI02-115-013	COHO	544	1922	M				
HS200622-VI02-115-014	COHO	584	2219	F				
HS200622-VI02-115-015	COHO	483	1310	M				
HS200622-VI02-115-016	COHO	563	2458	F				AD
HS200622-VI02-115-017	COHO	588	2682	M				
HS200622-VI02-115-018	COHO	540	1919	M			Y	
HS200622-VI03-115-001	COHO	530	2130	F				
HS200622-VI03-115-002	COHO	532	2010	F				
HS200622-VI03-115-003	COHO	515	1930	M				
HS200622-VI03-115-004	COHO	430	1350	M				
HS200622-VI03-115-005	COHO	564	2650	F				
HS200622-VI03-115-006	COHO	572	2670	M				AD
HS200622-VI03-115-007	COHO	555	2100	F				AD
HS200622-VI03-115-008	COHO	595	2840	F				
HS200622-VI03-115-009	COHO	553	2540	M		1.1	T210552	AD
HS200622-VI03-115-010	COHO	602	3180	M		1.1	T210554	AD
HS200622-VI03-115-011	COHO	531	1900	F				
HS200622-VI03-115-012	COHO	575	2430	M				
HS200622-VI04-115-001	COHO	165	48					AD
HS200622-VI04-115-002	COHO	602	2602	F				
HS200622-VI04-115-003	COHO	520	2090	F				
HS200622-VI04-115-004	COHO	555	2432	M				AD
HS200622-VI05-115-001	COHO	190	81					AD

Table 3. Biological data collected for each salmon caught on the CCGS *W.E. Ricker* survey to the Gulf of Alaska, 21/06/2006 - 30/06/2006.

Fish Number	Species	Fork Length (mm)	Whole Body Weight (g wet)	Sex	Stomach Content Weight (g wet)	CWT age	CWT	Fin Clip
HS200622-VI05-115-002	COHO	135	30					
HS200622-VI05-115-003	COHO	125	19					
HS200622-VI05-115-004	COHO	190	84			1.0	T052697	
HS200622-VI05-115-005	COHO	165	50					AD
HS200622-VI05-115-006	COHO	162	43					AD
HS200622-VI05-115-007	COHO	177	63					
HS200622-VI05-115-008	COHO	194	91					
HS200622-VI05-115-009	COHO	220	152					
HS200622-VI05-115-010	COHO	182	69					AD
HS200622-VI05-115-011	COHO	131	25					
HS200622-VI05-115-012	COHO	165	57					
HS200622-VI08-115-001	COHO	198	92					AD
HS200622-VI08-115-002	COHO	178	63					
HS200622-VI08-115-003	COHO	233	171					
HS200622-VI08-115-004	COHO	173	56					
HS200622-VI08-115-005	COHO	190	75					
HS200622-VI08-115-006	COHO	163	53					AD
HS200622-VI08-115-007	COHO	189	74					
HS200622-VI08-115-008	COHO	163	48					
HS200622-VI08-115-009	COHO	162	47					
HS200622-VI08-115-010	COHO	548	2086	M				
HS200622-VI08-115-011	COHO	594	2823	M				
HS200622-VI08-115-012	COHO	454	1152	M				
HS200622-VI08-115-013	COHO	430	1030	M				
HS200622-VI08-115-014	COHO	434	1042	M				
HS200622-VI08-115-015	COHO	470	1177	M				
HS200622-VI08-115-016	COHO	399	774	M				
HS200622-VI09-115-001	COHO	202	95					AD
HS200622-VI09-115-002	COHO	525	1703	M				
HS200622-VI09-115-003	COHO	597	2871	F				
HS200622-VI10-115-001	COHO	625	2956	F				
HS200622-VI10-115-002	COHO	710	4580	M				
HS200622-VI11-115-001	COHO	613	2790	F				AD
HS200622-VI12-115-001	COHO	200	88					AD
HS200622-VI12-115-002	COHO	205	100					AD
HS200622-VI12-115-003	COHO	195	90					AD
HS200622-VI12-115-004	COHO	204	101					AD
HS200622-VI12-115-005	COHO	196	81					AD
HS200622-VI12-115-006	COHO	191	78					AD

Table 3. Biological data collected for each salmon caught on the *CCGS W.E. Ricker* survey to the Gulf of Alaska, 21/06/2006 - 30/06/2006.

Fish Number	Species	Fork Length (mm)	Whole Body Weight (g wet)	Sex	Stomach Content Weight (g wet)	CWT age	CWT	Fin Clip
HS200622-VI12-115-007	COHO	184	71					AD
HS200622-VI12-115-008	COHO	572	2255	F				
HS200622-VI12-115-009	COHO	212	132					
HS200622-DX01-108-001	PINK	117	13					
HS200622-DX01-108-002	PINK	138	22					
HS200622-DX01-108-003	PINK	115	12					
HS200622-DX01-108-004	PINK	118	13					
HS200622-DX01-108-005	PINK	124	17					
HS200622-DX01-108-006	PINK	110	11					
HS200622-DX01-108-007	PINK	110	12					
HS200622-DX01-108-008	PINK	114	12					
HS200622-DX01-108-009	PINK	97	8					
HS200622-DX01-108-010	PINK	119	14					
HS200622-DX01-108-011	PINK	123	16					
HS200622-DX01-108-012	PINK	130	18					
HS200622-DX01-108-013	PINK	147	28					
HS200622-DX01-108-014	PINK	166	44					
HS200622-DX01-108-015	PINK	579	3262	M				
HS200622-DX01-108-016	PINK	514	2174	M				
HS200622-DX01-108-017	PINK	570	2627	M				
HS200622-DX02-108-001	PINK	133	23					
HS200622-DX02-108-002	PINK	137	24					
HS200622-DX02-108-003	PINK	141	24					
HS200622-DX02-108-004	PINK	133	19					
HS200622-DX02-108-005	PINK	122	15					
HS200622-DX02-108-006	PINK	133	19					
HS200622-DX02-108-007	PINK	132	19					
HS200622-DX02-108-008	PINK	133	19					
HS200622-DX02-108-009	PINK	163	42					
HS200622-DX02-108-010	PINK	127	17					
HS200622-DX02-108-011	PINK	130	19					
HS200622-DX02-108-012	PINK	142	26					
HS200622-DX02-108-013	PINK	117	13					
HS200622-DX02-108-014	PINK	126	18					
HS200622-DX02-108-015	PINK	112	13					
HS200622-DX02-108-016	PINK	118						
HS200622-DX02-108-017	PINK	127						
HS200622-DX02-108-018	PINK	107						
HS200622-DX02-108-019	PINK	123						

Table 3. Biological data collected for each salmon caught on the *CCGS W.E. Ricker* survey to the Gulf of Alaska, 21/06/2006 - 30/06/2006.

Fish Number	Species	Fork Length (mm)	Whole Body Weight (g wet)	Sex	Stomach Content Weight (g wet)	CWT age	CWT	Fin Clip
HS200622-DX02-108-020	PINK	111						
HS200622-DX02-108-021	PINK	128						
HS200622-DX02-108-022	PINK	111						
HS200622-DX02-108-023	PINK	130						
HS200622-DX02-108-024	PINK	111						
HS200622-DX02-108-025	PINK	108						
HS200622-DX02-108-026	PINK	107						
HS200622-DX02-108-027	PINK	95						
HS200622-DX02-108-028	PINK	107						
HS200622-DX02-108-029	PINK	110						
HS200622-DX02-108-030	PINK	117						
HS200622-DX02-108-031	PINK	122						
HS200622-DX02-108-032	PINK	118						
HS200622-DX02-108-033	PINK	109						
HS200622-DX02-108-034	PINK	102						
HS200622-DX02-108-035	PINK	113						
HS200622-DX02-108-036	PINK	130						
HS200622-DX02-108-037	PINK	118						
HS200622-DX02-108-038	PINK	118						
HS200622-DX02-108-039	PINK	122						
HS200622-DX02-108-040	PINK	112						
HS200622-DX02-108-041	PINK	112						
HS200622-DX02-108-042	PINK	111						
HS200622-DX02-108-043	PINK	123						
HS200622-DX02-108-044	PINK	105						
HS200622-DX02-108-045	PINK	108						
HS200622-DX02-108-046	PINK	116						
HS200622-DX02-108-047	PINK	99						
HS200622-DX02-108-048	PINK	95						
HS200622-DX02-108-049	PINK	102						
HS200622-DX02-108-050	PINK	115						
HS200622-DX02-108-051	PINK	103						
HS200622-DX02-108-052	PINK	105						
HS200622-DX02-108-053	PINK	112						
HS200622-DX02-108-054	PINK	112						
HS200622-DX02-108-055	PINK	112						
HS200622-DX02-108-056	PINK	112						
HS200622-DX02-108-057	PINK	122						
HS200622-DX02-108-058	PINK	100						

Table 3. Biological data collected for each salmon caught on the *CCGS W.E. Ricker* survey to the Gulf of Alaska, 21/06/2006 - 30/06/2006.

Fish Number	Species	Fork Length (mm)	Whole Body Weight (g wet)	Sex	Stomach Content Weight (g wet)	CWT age	CWT	Fin Clip
HS200622-DX02-108-059	PINK	533	2177	F				
HS200622-DX02-108-060	PINK	567	2531	M				
HS200622-DX02-108-061	PINK	512	2082	M				
HS200622-DX02-108-062	PINK	520	2323	F				
HS200622-DX02-108-063	PINK	397	637	M				
HS200622-DX02-108-064	PINK	572	3202	M				
HS200622-DX02-108-065	PINK	580	2866	M				
HS200622-DX02-108-066	PINK	544	2333	M				
HS200622-DX02-108-067	PINK	567	2854	M				
HS200622-DX02-108-068	PINK	568	2978	M				
HS200622-DX02-108-069	PINK	548	2377	M				
HS200622-DX02-108-070	PINK	545	2200	M				
HS200622-DX02-108-071	PINK	527	2178	M				
HS200622-DX02-108-072	PINK	444	1330	M				
HS200622-DX02-108-073	PINK	543	2167	M				
HS200622-DX03-108-001	PINK	119	15					
HS200622-DX03-108-002	PINK	107	11					
HS200622-DX03-108-003	PINK	100	10					
HS200622-DX03-108-004	PINK	125	18					
HS200622-DX03-108-005	PINK	102	12					
HS200622-DX03-108-006	PINK	112	23					
HS200622-DX03-108-007	PINK	115	13					
HS200622-DX03-108-008	PINK	135	24					
HS200622-DX03-108-009	PINK	105	10					
HS200622-DX03-108-010	PINK	98	8					
HS200622-DX03-108-011	PINK	117	14					
HS200622-DX03-108-012	PINK	106	10					
HS200622-DX03-108-013	PINK	120	16					
HS200622-DX03-108-014	PINK	105	10					
HS200622-DX03-108-015	PINK	130	21					
HS200622-DX03-108-016	PINK	114						
HS200622-DX03-108-017	PINK	112						
HS200622-DX03-108-018	PINK	112						
HS200622-DX03-108-019	PINK	113						
HS200622-DX03-108-020	PINK	123						
HS200622-DX03-108-021	PINK	117						
HS200622-DX03-108-022	PINK	116						
HS200622-DX03-108-023	PINK	111						
HS200622-DX03-108-024	PINK	93						



Table 3. Biological data collected for each salmon caught on the CCGS *W.E. Ricker* survey to the Gulf of Alaska, 21/06/2006 - 30/06/2006.

Fish Number	Species	Fork Length (mm)	Whole Body Weight (g wet)	Sex	Stomach Content Weight (g wet)	CWT age	CWT	Fin Clip
HS200622-DX03-108-025	PINK	109						
HS200622-DX03-108-026	PINK	120						
HS200622-DX03-108-027	PINK	110						
HS200622-DX03-108-028	PINK	110						
HS200622-DX03-108-029	PINK	123						
HS200622-DX03-108-030	PINK	123						
HS200622-DX03-108-031	PINK	100						
HS200622-DX03-108-032	PINK	95						
HS200622-DX03-108-033	PINK	112						
HS200622-DX03-108-034	PINK	107						
HS200622-DX03-108-035	PINK	122						
HS200622-DX03-108-036	PINK	100						
HS200622-DX03-108-037	PINK	128						
HS200622-DX03-108-038	PINK	118						
HS200622-DX03-108-039	PINK	106						
HS200622-DX03-108-040	PINK	97						
HS200622-DX03-108-041	PINK	115						
HS200622-DX03-108-042	PINK	88						
HS200622-DX03-108-043	PINK	110						
HS200622-DX03-108-044	PINK	120						
HS200622-DX03-108-045	PINK	118						
HS200622-DX03-108-046	PINK	98						
HS200622-DX03-108-047	PINK	110						
HS200622-DX03-108-048	PINK	110						
HS200622-DX03-108-049	PINK	102						
HS200622-DX03-108-050	PINK	97						
HS200622-DX03-108-051	PINK	99						
HS200622-DX03-108-052	PINK	110						
HS200622-DX03-108-053	PINK	123						
HS200622-DX03-108-054	PINK	124						
HS200622-DX03-108-055	PINK	139						
HS200622-DX03-108-056	PINK	110						
HS200622-DX03-108-057	PINK	130						
HS200622-DX03-108-058	PINK	114						
HS200622-DX03-108-059	PINK	100						
HS200622-DX03-108-060	PINK	107						
HS200622-DX03-108-061	PINK	122						
HS200622-DX03-108-062	PINK	98						
HS200622-DX03-108-063	PINK	110						

Table 3. Biological data collected for each salmon caught on the *CCGS W.E. Ricker* survey to the Gulf of Alaska, 21/06/2006 - 30/06/2006.

Fish Number	Species	Fork Length (mm)	Whole Body Weight (g wet)	Sex	Stomach Content Weight (g wet)	CWT age	CWT	Fin Clip
HS200622-DX03-108-064	PINK	98						
HS200622-DX03-108-065	PINK	98						
HS200622-DX04-108-001	PINK	140	25					
HS200622-DX04-108-002	PINK	130	20					
HS200622-DX04-108-003	PINK	130	21					
HS200622-DX04-108-004	PINK	119	13					
HS200622-DX04-108-005	PINK	146	28					
HS200622-DX04-108-006	PINK	125	20					
HS200622-DX04-108-007	PINK	130	21					
HS200622-DX04-108-008	PINK	128	20					
HS200622-DX04-108-009	PINK	127	18					
HS200622-DX04-108-010	PINK	125	15					
HS200622-DX04-108-011	PINK	120	18					
HS200622-DX04-108-012	PINK	142	28					
HS200622-DX04-108-013	PINK	113	13					
HS200622-DX04-108-014	PINK	139	24					
HS200622-DX04-108-015	PINK	120	16					
HS200622-DX04-108-016	PINK	124						
HS200622-DX04-108-017	PINK	117						
HS200622-DX04-108-018	PINK	127						
HS200622-DX04-108-019	PINK	130						
HS200622-DX04-108-020	PINK	115						
HS200622-DX04-108-021	PINK	128						
HS200622-DX04-108-022	PINK	115						
HS200622-DX04-108-023	PINK	134						
HS200622-DX04-108-024	PINK	145						
HS200622-DX04-108-025	PINK	125						
HS200622-DX04-108-026	PINK	136						
HS200622-DX04-108-027	PINK	124						
HS200622-DX04-108-028	PINK	114						
HS200622-DX04-108-029	PINK	117						
HS200622-DX04-108-030	PINK	129						
HS200622-DX04-108-031	PINK	110						
HS200622-DX04-108-032	PINK	117						
HS200622-DX04-108-033	PINK	156						
HS200622-DX04-108-034	PINK	136						
HS200622-DX04-108-035	PINK	122						
HS200622-DX04-108-036	PINK	120						
HS200622-DX04-108-037	PINK	133						

Table 3. Biological data collected for each salmon caught on the CCGS *W.E. Ricker* survey to the Gulf of Alaska, 21/06/2006 - 30/06/2006.

Fish Number	Species	Fork Length (mm)	Whole Body Weight (g wet)	Sex	Stomach Content Weight (g wet)	CWT age	CWT	Fin Clip
HS200622-DX04-108-038	PINK	121						
HS200622-DX04-108-039	PINK	113						
HS200622-DX04-108-040	PINK	115						
HS200622-DX04-108-041	PINK	126						
HS200622-DX04-108-042	PINK	111						
HS200622-DX04-108-043	PINK	123						
HS200622-DX04-108-044	PINK	130						
HS200622-DX04-108-045	PINK	124						
HS200622-DX04-108-046	PINK	120						
HS200622-DX04-108-047	PINK	145						
HS200622-DX04-108-048	PINK	113						
HS200622-DX04-108-049	PINK	108						
HS200622-DX04-108-050	PINK	117						
HS200622-DX04-108-051	PINK	104						
HS200622-DX04-108-052	PINK	145						
HS200622-DX04-108-053	PINK	111						
HS200622-DX04-108-054	PINK	139						
HS200622-DX04-108-055	PINK	118						
HS200622-DX04-108-056	PINK	109						
HS200622-DX04-108-057	PINK	136						
HS200622-DX04-108-058	PINK	111						
HS200622-DX04-108-059	PINK	119						
HS200622-DX04-108-060	PINK	129						
HS200622-DX04-108-061	PINK	105						
HS200622-DX04-108-062	PINK	130						
HS200622-DX04-108-063	PINK	108						
HS200622-DX04-108-064	PINK	123						
HS200622-DX04-108-065	PINK	137						
HS200622-DX04-108-066	PINK	112						
HS200622-DX04-108-067	PINK	120						
HS200622-DX04-108-068	PINK	113						
HS200622-DX04-108-069	PINK	120						
HS200622-DX04-108-070	PINK	127						
HS200622-DX04-108-071	PINK	113						
HS200622-DX04-108-072	PINK	123						
HS200622-DX04-108-073	PINK	123						
HS200622-DX04-108-074	PINK	123						
HS200622-DX04-108-075	PINK	130						
HS200622-DX04-108-076	PINK	121						

Table 3. Biological data collected for each salmon caught on the *CCGS W.E. Ricker* survey to the Gulf of Alaska, 21/06/2006 - 30/06/2006.

Fish Number	Species	Fork Length (mm)	Whole Body Weight (g wet)	Sex	Stomach Content Weight (g wet)	CWT age	CWT	Fin Clip
HS200622-DX04-108-077	PINK	136						
HS200622-DX04-108-078	PINK	119						
HS200622-DX04-108-079	PINK	138						
HS200622-DX04-108-080	PINK	93						
HS200622-DX04-108-081	PINK	114						
HS200622-DX04-108-082	PINK	126						
HS200622-DX04-108-083	PINK	128						
HS200622-DX04-108-084	PINK	118						
HS200622-DX04-108-085	PINK	119						
HS200622-DX04-108-086	PINK	106						
HS200622-DX04-108-087	PINK	113						
HS200622-DX04-108-088	PINK	125						
HS200622-DX04-108-089	PINK	112						
HS200622-DX04-108-090	PINK	124						
HS200622-DX04-108-091	PINK	118						
HS200622-DX04-108-092	PINK	120						
HS200622-DX04-108-093	PINK	123						
HS200622-DX04-108-094	PINK	125						
HS200622-DX04-108-095	PINK	124						
HS200622-DX04-108-096	PINK	113						
HS200622-DX04-108-097	PINK	116						
HS200622-DX04-108-098	PINK	130						
HS200622-DX04-108-099	PINK	128						
HS200622-DX04-108-100	PINK	108						
HS200622-DX04-108-101	PINK	126						
HS200622-DX04-108-102	PINK	114						
HS200622-DX04-108-103	PINK	117						
HS200622-DX04-108-104	PINK	119						
HS200622-DX04-108-105	PINK	103						
HS200622-DX04-108-106	PINK	111						
HS200622-DX04-108-107	PINK	113						
HS200622-DX04-108-108	PINK	105						
HS200622-DX04-108-109	PINK	99						
HS200622-DX04-108-110	PINK	130						
HS200622-DX04-108-111	PINK	102						
HS200622-DX05-108-001	PINK	105	10					
HS200622-DX05-108-002	PINK	116	13					
HS200622-DX05-108-003	PINK	113	14					
HS200622-DX05-108-004	PINK	108	12					

Table 3. Biological data collected for each salmon caught on the CCGS *W.E. Ricker* survey to the Gulf of Alaska, 21/06/2006 - 30/06/2006.

Fish Number	Species	Fork Length (mm)	Whole Body Weight (g wet)	Sex	Stomach Content Weight (g wet)	CWT age	CWT	Fin Clip
HS200622-DX05-108-005	PINK	125	20					
HS200622-DX05-108-006	PINK	130	19					
HS200622-DX05-108-007	PINK	125	17					
HS200622-DX05-108-008	PINK	125	17					
HS200622-DX05-108-009	PINK	137	23					
HS200622-DX05-108-010	PINK	112	13					
HS200622-DX05-108-011	PINK	105	10					
HS200622-DX05-108-012	PINK	130	22					
HS200622-DX05-108-013	PINK	120	16					
HS200622-DX05-108-014	PINK	128	19					
HS200622-DX05-108-015	PINK	120	15					
HS200622-DX05-108-016	PINK	130						
HS200622-DX05-108-017	PINK	132						
HS200622-DX05-108-018	PINK	131						
HS200622-DX05-108-019	PINK	108						
HS200622-DX05-108-020	PINK	113						
HS200622-DX05-108-021	PINK	110						
HS200622-DX05-108-022	PINK	129						
HS200622-DX05-108-023	PINK	108						
HS200622-DX05-108-024	PINK	126						
HS200622-DX05-108-025	PINK	128						
HS200622-DX05-108-026	PINK	120						
HS200622-DX05-108-027	PINK	135						
HS200622-DX05-108-028	PINK	115						
HS200622-DX05-108-029	PINK	112						
HS200622-DX05-108-030	PINK	115						
HS200622-DX05-108-031	PINK	110						
HS200622-DX05-108-032	PINK	117						
HS200622-DX05-108-033	PINK	145						
HS200622-DX05-108-034	PINK	146						
HS200622-DX05-108-035	PINK	132						
HS200622-DX05-108-036	PINK	130						
HS200622-DX05-108-037	PINK	131						
HS200622-DX05-108-038	PINK	125						
HS200622-DX05-108-039	PINK	133						
HS200622-DX05-108-040	PINK	98						
HS200622-DX05-108-041	PINK	126						
HS200622-DX05-108-042	PINK	109						
HS200622-DX05-108-043	PINK	120						

Table 3. Biological data collected for each salmon caught on the *COGS W.E. Ricker* survey to the Gulf of Alaska, 21/06/2006 - 30/06/2006.

Fish Number	Species	Fork Length (mm)	Whole Body Weight (g wet)	Sex	Stomach Content Weight (g wet)	CWT age	CWT	Fin Clip
HS200622-DX05-108-044	PINK	110						
HS200622-DX05-108-045	PINK	110						
HS200622-DX05-108-046	PINK	128						
HS200622-DX05-108-047	PINK	133						
HS200622-DX05-108-048	PINK	104						
HS200622-DX05-108-049	PINK	117						
HS200622-DX05-108-050	PINK	138						
HS200622-DX05-108-051	PINK	109						
HS200622-DX05-108-052	PINK	122						
HS200622-DX05-108-053	PINK	110						
HS200622-DX05-108-054	PINK	125						
HS200622-DX05-108-055	PINK	111						
HS200622-DX05-108-056	PINK	113						
HS200622-DX05-108-057	PINK	126						
HS200622-DX05-108-058	PINK	120						
HS200622-DX05-108-059	PINK	103						
HS200622-DX05-108-060	PINK	103						
HS200622-DX05-108-061	PINK	109						
HS200622-DX05-108-062	PINK	127						
HS200622-DX05-108-063	PINK	95						
HS200622-DX05-108-064	PINK	139						
HS200622-DX05-108-065	PINK	110						
HS200622-DX06-108-001	PINK	158	38					
HS200622-DX06-108-002	PINK	133	22					
HS200622-DX06-108-003	PINK	135	24					
HS200622-DX06-108-004	PINK	135	26					
HS200622-DX06-108-005	PINK	124	19					
HS200622-DX06-108-006	PINK	144	34					
HS200622-DX06-108-007	PINK	140	26					
HS200622-DX06-108-008	PINK	123	16					
HS200622-DX06-108-009	PINK	140	25					
HS200622-DX06-108-010	PINK	152	33					
HS200622-DX06-108-011	PINK	130	20					
HS200622-DX06-108-012	PINK	139	26					
HS200622-DX06-108-013	PINK	140	26					
HS200622-DX06-108-014	PINK	132	22					
HS200622-DX06-108-015	PINK	159	37					
HS200622-DX06-108-016	PINK	491	1564	M				
HS200622-DX06-108-017	PINK	130						

Table 3. Biological data collected for each salmon caught on the CCGS *W.E. Ricker* survey to the Gulf of Alaska, 21/06/2006 - 30/06/2006.

Fish Number	Species	Fork Length (mm)	Whole Body Weight (g wet)	Sex	Stomach Content Weight (g wet)	CWT age	CWT	Fin Clip
HS200622-DX06-108-018	PINK	147						
HS200622-DX06-108-019	PINK	135						
HS200622-DX06-108-020	PINK	127						
HS200622-DX06-108-021	PINK	125						
HS200622-DX06-108-022	PINK	117						
HS200622-DX06-108-023	PINK	105						
HS200622-DX06-108-024	PINK	127						
HS200622-DX06-108-025	PINK	154						
HS200622-DX06-108-026	PINK	133						
HS200622-DX06-108-027	PINK	130						
HS200622-DX06-108-028	PINK	128						
HS200622-DX06-108-029	PINK	130						
HS200622-DX06-108-030	PINK	137						
HS200622-DX06-108-031	PINK	136						
HS200622-DX06-108-032	PINK	143						
HS200622-DX06-108-033	PINK	130						
HS200622-DX06-108-034	PINK	172						
HS200622-DX06-108-035	PINK	121						
HS200622-DX06-108-036	PINK	128						
HS200622-DX06-108-037	PINK	115						
HS200622-DX06-108-038	PINK	141						
HS200622-DX06-108-039	PINK	146						
HS200622-DX06-108-040	PINK	145						
HS200622-DX06-108-041	PINK	118						
HS200622-DX06-108-042	PINK	165						
HS200622-DX06-108-043	PINK	138						
HS200622-DX06-108-044	PINK	136						
HS200622-DX06-108-045	PINK	113						
HS200622-DX06-108-046	PINK	122						
HS200622-DX06-108-047	PINK	122						
HS200622-DX06-108-048	PINK	105						
HS200622-DX06-108-049	PINK	118						
HS200622-DX06-108-050	PINK	120						
HS200622-DX06-108-051	PINK	118						
HS200622-DX06-108-052	PINK	123						
HS200622-DX06-108-053	PINK	120						
HS200622-DX06-108-054	PINK	133						
HS200622-DX06-108-055	PINK	120						
HS200622-DX06-108-056	PINK	126						

Table 3. Biological data collected for each salmon caught on the *CCGS W.E. Ricker* survey to the Gulf of Alaska, 21/06/2006 - 30/06/2006.

Fish Number	Species	Fork Length (mm)	Whole Body Weight (g wet)	Sex	Stomach Content Weight (g wet)	CWT age	CWT	Fin Clip
HS200622-DX06-108-057	PINK	108						
HS200622-DX06-108-058	PINK	138						
HS200622-DX06-108-059	PINK	124						
HS200622-DX06-108-060	PINK	127						
HS200622-DX06-108-061	PINK	102						
HS200622-DX06-108-062	PINK	121						
HS200622-DX06-108-063	PINK	110						
HS200622-DX06-108-064	PINK	133						
HS200622-DX06-108-065	PINK	132						
HS200622-DX06-108-066	PINK	114						
HS200622-DX06-108-067	PINK	125						
HS200622-DX06-108-068	PINK	120						
HS200622-DX06-108-069	PINK	118						
HS200622-DX06-108-070	PINK	152						
HS200622-DX06-108-071	PINK	146						
HS200622-DX06-108-072	PINK	112						
HS200622-DX06-108-073	PINK	126						
HS200622-DX06-108-074	PINK	118						
HS200622-DX06-108-075	PINK	134						
HS200622-DX06-108-076	PINK	107						
HS200622-DX06-108-077	PINK	129						
HS200622-EP01-108-001	PINK	422	951	M				
HS200622-FI01-108-001	PINK	190	67					
HS200622-FI02-108-001	PINK	127	17					
HS200622-FI02-108-002	PINK	125	18					
HS200622-FI02-108-003	PINK	153	35					
HS200622-FI02-108-004	PINK	119	15					
HS200622-FI02-108-005	PINK	122	15					
HS200622-FI02-108-006	PINK	122	16					
HS200622-FI02-108-007	PINK	121	15					
HS200622-FI02-108-008	PINK	190	67					
HS200622-FI02-108-009	PINK	121	15					
HS200622-FI02-108-010	PINK	142	26					
HS200622-FI02-108-011	PINK	144	26					
HS200622-FI02-108-012	PINK	129	20					
HS200622-FI02-108-013	PINK	134	23					
HS200622-FI02-108-014	PINK	135	20					
HS200622-FI02-108-015	PINK	133	20					
HS200622-FI02-108-016	PINK	134						



Table 3. Biological data collected for each salmon caught on the CCGS *W.E. Ricker* survey to the Gulf of Alaska, 21/06/2006 - 30/06/2006.

Fish Number	Species	Fork Length (mm)	Whole Body Weight (g wet)	Sex	Stomach Content Weight (g wet)	CWT age	CWT	Fin Clip
HS200622-FI02-108-017	PINK	117						
HS200622-FI02-108-018	PINK	162						
HS200622-FI02-108-019	PINK	123						
HS200622-FI02-108-020	PINK	140						
HS200622-FI02-108-021	PINK	130						
HS200622-FI02-108-022	PINK	120						
HS200622-FI02-108-023	PINK	124						
HS200622-FI02-108-024	PINK	123						
HS200622-FI02-108-025	PINK	144						
HS200622-FI02-108-026	PINK	126						
HS200622-FI02-108-027	PINK	136						
HS200622-FI02-108-028	PINK	515	1942	F				
HS200622-FI03-108-001	PINK	161	40					
HS200622-FI03-108-002	PINK	140	25					
HS200622-FI03-108-003	PINK	120	16					
HS200622-FI03-108-004	PINK	143	27					
HS200622-FI03-108-005	PINK	144	27					
HS200622-FI03-108-006	PINK	130	20					
HS200622-FI03-108-007	PINK	147	32					
HS200622-FI03-108-008	PINK	127	19					
HS200622-FI03-108-009	PINK	138	24					
HS200622-FI03-108-010	PINK	169	49					
HS200622-FI03-108-011	PINK	171	53					
HS200622-FI03-108-012	PINK	145	29					
HS200622-FI03-108-013	PINK	139	27					
HS200622-FI03-108-014	PINK	143	33					
HS200622-FI03-108-015	PINK	125	18					
HS200622-FI03-108-016	PINK	117						
HS200622-FI03-108-017	PINK	152						
HS200622-FI03-108-018	PINK	137						
HS200622-FI03-108-019	PINK	135						
HS200622-FI03-108-020	PINK	129						
HS200622-FI03-108-021	PINK	130						
HS200622-FI03-108-022	PINK	116						
HS200622-FI03-108-023	PINK	130						
HS200622-FI03-108-024	PINK	142						
HS200622-FI03-108-025	PINK	131						
HS200622-FI03-108-026	PINK	126						
HS200622-FI03-108-027	PINK	137						

Table 3. Biological data collected for each salmon caught on the *CCGS W.E. Ricker* survey to the Gulf of Alaska, 21/06/2006 - 30/06/2006.

Fish Number	Species	Fork Length (mm)	Whole Body Weight (g wet)	Sex	Stomach Content Weight (g wet)	CWT age	CWT	Fin Clip
HS200622-FI03-108-028	PINK	137						
HS200622-FI03-108-029	PINK	153						
HS200622-FI03-108-030	PINK	136						
HS200622-FI03-108-031	PINK	125						
HS200622-FI03-108-032	PINK	150						
HS200622-FI03-108-033	PINK	126						
HS200622-FI03-108-034	PINK	136						
HS200622-FI03-108-035	PINK	137						
HS200622-FI03-108-036	PINK	146						
HS200622-FI03-108-037	PINK	128						
HS200622-FI03-108-038	PINK	140						
HS200622-FI03-108-039	PINK	147						
HS200622-FI03-108-040	PINK	113						
HS200622-FI03-108-041	PINK	134						
HS200622-FI03-108-042	PINK	122						
HS200622-FI03-108-043	PINK	132						
HS200622-FI03-108-044	PINK	135						
HS200622-FI03-108-045	PINK	128						
HS200622-FI03-108-046	PINK	137						
HS200622-FI03-108-047	PINK	133						
HS200622-FI04-108-001	PINK	161	40					
HS200622-FI04-108-002	PINK	127	20					
HS200622-FI04-108-003	PINK	141	27					
HS200622-FI04-108-004	PINK	134	23					
HS200622-FI04-108-005	PINK	135	25					
HS200622-FI04-108-006	PINK	154	35					
HS200622-FI04-108-007	PINK	143	27					
HS200622-FI04-108-008	PINK	135	21					
HS200622-FI04-108-009	PINK	127	18					
HS200622-FI04-108-010	PINK	132	22					
HS200622-FI04-108-011	PINK	589	3200	M				
HS200622-FI07-108-001	PINK	531	2128	M				
HS200622-H01-108-001	PINK	138	24					
HS200622-H01-108-002	PINK	124	17					
HS200622-H01-108-003	PINK	122	17					
HS200622-H01-108-004	PINK	127	21					
HS200622-H01-108-005	PINK	125	18					
HS200622-H01-108-006	PINK	131	20					
HS200622-H01-108-007	PINK	124	19					

Table 3. Biological data collected for each salmon caught on the CCGS *W.E. Ricker* survey to the Gulf of Alaska, 21/06/2006 - 30/06/2006.

Fish Number	Species	Fork Length (mm)	Whole Body Weight (g wet)	Sex	Stomach Content Weight (g wet)	CWT age	CWT	Fin Clip
HS200622-H01-108-008	PINK	131	20					
HS200622-H01-108-009	PINK	112	12					
HS200622-H01-108-010	PINK	128	20					
HS200622-H01-108-011	PINK	135	24					
HS200622-H01-108-012	PINK	118	15					
HS200622-H01-108-013	PINK	124	16					
HS200622-H01-108-014	PINK	130	18					
HS200622-H01-108-015	PINK	120	14					
HS200622-H01-108-016	PINK	130						
HS200622-H01-108-017	PINK	125						
HS200622-H01-108-018	PINK	118						
HS200622-H01-108-019	PINK	129						
HS200622-H01-108-020	PINK	117						
HS200622-H01-108-021	PINK	128						
HS200622-H01-108-022	PINK	118						
HS200622-H01-108-023	PINK	123						
HS200622-H01-108-024	PINK	122						
HS200622-H01-108-025	PINK	130						
HS200622-H01-108-026	PINK	138						
HS200622-H01-108-027	PINK	123						
HS200622-H01-108-028	PINK	131						
HS200622-H01-108-029	PINK	128						
HS200622-H01-108-030	PINK	132						
HS200622-H01-108-031	PINK	122						
HS200622-H01-108-032	PINK	126						
HS200622-H01-108-033	PINK	124						
HS200622-H01-108-034	PINK	117						
HS200622-H01-108-035	PINK	132						
HS200622-H01-108-036	PINK	125						
HS200622-H01-108-037	PINK	123						
HS200622-H01-108-038	PINK	126						
HS200622-H01-108-039	PINK	122						
HS200622-H01-108-040	PINK	127						
HS200622-H01-108-041	PINK	98						
HS200622-H01-108-042	PINK	120						
HS200622-H01-108-043	PINK	131						
HS200622-H01-108-044	PINK	119						
HS200622-H01-108-045	PINK	128						
HS200622-H01-108-046	PINK	129						

Table 3. Biological data collected for each salmon caught on the *CCGS W.E. Ricker* survey to the Gulf of Alaska, 21/06/2006 - 30/06/2006.

Fish Number	Species	Fork Length (mm)	Whole Body Weight (g wet)	Sex	Stomach Content Weight (g wet)	CWT age	CWT	Fin Clip
HS200622-H01-108-047	PINK	131						
HS200622-H01-108-048	PINK	125						
HS200622-H01-108-049	PINK	122						
HS200622-H01-108-050	PINK	112						
HS200622-H01-108-051	PINK	105						
HS200622-H01-108-052	PINK	127						
HS200622-H01-108-053	PINK	98						
HS200622-H01-108-054	PINK	95						
HS200622-H01-108-055	PINK	117						
HS200622-H01-108-056	PINK	116						
HS200622-H01-108-057	PINK	103						
HS200622-H01-108-058	PINK	107						
HS200622-H01-108-059	PINK	125						
HS200622-H01-108-060	PINK	108						
HS200622-H01-108-061	PINK	124						
HS200622-H01-108-062	PINK	96						
HS200622-H01-108-063	PINK	115						
HS200622-H01-108-064	PINK	108						
HS200622-H01-108-065	PINK	121						
HS200622-H01-108-066	PINK	99						
HS200622-H01-108-067	PINK	125						
HS200622-H01-108-068	PINK	124						
HS200622-H01-108-069	PINK	130						
HS200622-H01-108-070	PINK	129						
HS200622-H01-108-071	PINK	114						
HS200622-H01-108-072	PINK	105						
HS200622-H01-108-073	PINK	104						
HS200622-H01-108-074	PINK	98						
HS200622-H01-108-075	PINK	123						
HS200622-H01-108-076	PINK	98						
HS200622-H01-108-077	PINK	136						
HS200622-H01-108-078	PINK	115						
HS200622-H01-108-079	PINK	127						
HS200622-H01-108-080	PINK	132						
HS200622-H01-108-081	PINK	124						
HS200622-H01-108-082	PINK	128						
HS200622-H01-108-083	PINK	108						
HS200622-H01-108-084	PINK	122						
HS200622-H01-108-085	PINK	118						

Table 3. Biological data collected for each salmon caught on the CCGS *W.E. Ricker* survey to the Gulf of Alaska, 21/06/2006 - 30/06/2006.

Fish Number	Species	Fork Length (mm)	Whole Body Weight (g wet)	Sex	Stomach Content Weight (g wet)	CWT age	CWT	Fin Clip
HS200622-H01-108-086	PINK	128						
HS200622-H01-108-087	PINK	127						
HS200622-H01-108-088	PINK	120						
HS200622-H01-108-089	PINK	130						
HS200622-H01-108-090	PINK	113						
HS200622-H01-108-091	PINK	120						
HS200622-H01-108-092	PINK	125						
HS200622-H01-108-093	PINK	115						
HS200622-H01-108-094	PINK	125						
HS200622-H01-108-095	PINK	125						
HS200622-H01-108-096	PINK	116						
HS200622-H01-108-097	PINK	118						
HS200622-H01-108-098	PINK	113						
HS200622-H01-108-099	PINK	115						
HS200622-H01-108-100	PINK	114						
HS200622-H01-108-101	PINK	125						
HS200622-H01-108-102	PINK	125						
HS200622-H01-108-103	PINK	110						
HS200622-H01-108-104	PINK	127						
HS200622-H01-108-105	PINK	115						
HS200622-H01-108-106	PINK	122						
HS200622-H01-108-107	PINK	129						
HS200622-H01-108-108	PINK	117						
HS200622-H01-108-109	PINK	138						
HS200622-H01-108-110	PINK	126						
HS200622-H01-108-111	PINK	132						
HS200622-H01-108-112	PINK	125						
HS200622-H01-108-113	PINK	95						
HS200622-H01-108-114	PINK	117						
HS200622-H01-108-115	PINK	126						
HS200622-H01-108-116	PINK	115						
HS200622-H01-108-117	PINK	128						
HS200622-H01-108-118	PINK	126						
HS200622-H01-108-119	PINK	120						
HS200622-H01-108-120	PINK	122						
HS200622-H01-108-121	PINK	122						
HS200622-H01-108-122	PINK	98						
HS200622-H01-108-123	PINK	94						
HS200622-H01-108-124	PINK	122						

Table 3. Biological data collected for each salmon caught on the CCGS *W.E. Ricker* survey to the Gulf of Alaska, 21/06/2006 - 30/06/2006.

Fish Number	Species	Fork Length (mm)	Whole Body Weight (g wet)	Sex	Stomach Content Weight (g wet)	CWT age	CWT	Fin Clip
HS200622-H01-108-125	PINK	128						
HS200622-H01-108-126	PINK	113						
HS200622-H01-108-127	PINK	108						
HS200622-H01-108-128	PINK	128						
HS200622-H01-108-129	PINK	116						
HS200622-H01-108-130	PINK	138						
HS200622-H01-108-131	PINK	120						
HS200622-H01-108-132	PINK	128						
HS200622-H01-108-133	PINK	96						
HS200622-H01-108-134	PINK	122						
HS200622-H01-108-135	PINK	134						
HS200622-H01-108-136	PINK	126						
HS200622-H01-108-137	PINK	120						
HS200622-H01-108-138	PINK	128						
HS200622-H01-108-139	PINK	120						
HS200622-H01-108-140	PINK	126						
HS200622-H01-108-141	PINK	118						
HS200622-H01-108-142	PINK	120						
HS200622-H01-108-143	PINK	124						
HS200622-H01-108-144	PINK	111						
HS200622-H01-108-145	PINK	132						
HS200622-H01-108-146	PINK	127						
HS200622-H01-108-147	PINK	115						
HS200622-H01-108-148	PINK	130						
HS200622-H01-108-149	PINK	111						
HS200622-H01-108-150	PINK	125						
HS200622-H01-108-151	PINK	101						
HS200622-H02-108-001	PINK	138	25					
HS200622-H02-108-002	PINK	127	18					
HS200622-H02-108-003	PINK	128	17					
HS200622-H02-108-004	PINK	110	10					
HS200622-H02-108-005	PINK	123	16					
HS200622-H02-108-006	PINK	138	22					
HS200622-H02-108-007	PINK	124	15					
HS200622-H02-108-008	PINK	126	19					
HS200622-H02-108-009	PINK	125	17					
HS200622-H02-108-010	PINK	126	17					
HS200622-H02-108-011	PINK	133	21					
HS200622-H02-108-012	PINK	126	18					

Table 3. Biological data collected for each salmon caught on the *CCGS W.E. Ricker* survey to the Gulf of Alaska, 21/06/2006 - 30/06/2006.

Fish Number	Species	Fork Length (mm)	Whole Body Weight (g wet)	Sex	Stomach Content Weight (g wet)	CWT age	CWT	Fin Clip
HS200622-H02-108-013	PINK	133	21					
HS200622-H02-108-014	PINK	130	23					
HS200622-H02-108-015	PINK	127	19					
HS200622-H02-108-016	PINK	135						
HS200622-H02-108-017	PINK	124						
HS200622-H02-108-018	PINK	120						
HS200622-H02-108-019	PINK	133						
HS200622-H02-108-020	PINK	132						
HS200622-H02-108-021	PINK	122						
HS200622-H02-108-022	PINK	133						
HS200622-H02-108-023	PINK	130						
HS200622-H02-108-024	PINK	131						
HS200622-H02-108-025	PINK	128						
HS200622-H02-108-026	PINK	130						
HS200622-H02-108-027	PINK	131						
HS200622-H02-108-028	PINK	130						
HS200622-H02-108-029	PINK	144						
HS200622-H02-108-030	PINK	127						
HS200622-H02-108-031	PINK	135						
HS200622-H02-108-032	PINK	132						
HS200622-H02-108-033	PINK	138						
HS200622-H02-108-034	PINK	122						
HS200622-H02-108-035	PINK	125						
HS200622-H02-108-036	PINK	121						
HS200622-H02-108-037	PINK	143						
HS200622-H02-108-038	PINK	127						
HS200622-H02-108-039	PINK	116						
HS200622-H02-108-040	PINK	133						
HS200622-H02-108-041	PINK	139						
HS200622-H02-108-042	PINK	133						
HS200622-H02-108-043	PINK	132						
HS200622-H02-108-044	PINK	125						
HS200622-H02-108-045	PINK	119						
HS200622-H02-108-046	PINK	120						
HS200622-H02-108-047	PINK	131						
HS200622-H02-108-048	PINK	122						
HS200622-H02-108-049	PINK	127						
HS200622-H02-108-050	PINK	120						
HS200622-H02-108-051	PINK	131						

Table 3. Biological data collected for each salmon caught on the CCGS *W.E. Ricker* survey to the Gulf of Alaska, 21/06/2006 - 30/06/2006.

Fish Number	Species	Fork Length (mm)	Whole Body Weight (g wet)	Sex	Stomach Content Weight (g wet)	CWT age	CWT	Fin Clip
HS200622-H02-108-052	PINK	126						
HS200622-H02-108-053	PINK	132						
HS200622-H02-108-054	PINK	130						
HS200622-H02-108-055	PINK	125						
HS200622-H02-108-056	PINK	125						
HS200622-H02-108-057	PINK	131						
HS200622-H02-108-058	PINK	132						
HS200622-H02-108-059	PINK	132						
HS200622-H02-108-060	PINK	127						
HS200622-H02-108-061	PINK	131						
HS200622-H02-108-062	PINK	125						
HS200622-H02-108-063	PINK	130						
HS200622-H02-108-064	PINK	124						
HS200622-H02-108-065	PINK	138						
HS200622-H02-108-066	PINK	138						
HS200622-H02-108-067	PINK	148						
HS200622-H02-108-068	PINK	127						
HS200622-H02-108-069	PINK	125						
HS200622-H02-108-070	PINK	130						
HS200622-H02-108-071	PINK	125						
HS200622-H02-108-072	PINK	119						
HS200622-H02-108-073	PINK	118						
HS200622-H03-108-001	PINK	128	19					
HS200622-H03-108-002	PINK	139	24					
HS200622-H03-108-003	PINK	138	25					
HS200622-H03-108-004	PINK	136	24					
HS200622-H03-108-005	PINK	125	17					
HS200622-H03-108-006	PINK	130	19					
HS200622-H03-108-007	PINK	143	29					
HS200622-H03-108-008	PINK	127	18					
HS200622-H03-108-009	PINK	169	50					
HS200622-H03-108-010	PINK	140	26					
HS200622-H03-108-011	PINK	126	17					
HS200622-H03-108-012	PINK	143	29					
HS200622-H03-108-013	PINK	128	18					
HS200622-H03-108-014	PINK	128	20					
HS200622-H03-108-015	PINK	130	18					
HS200622-H03-108-016	PINK	132						
HS200622-H03-108-017	PINK	138						



Table 3. Biological data collected for each salmon caught on the CCGS *W.E. Ricker* survey to the Gulf of Alaska, 21/06/2006 - 30/06/2006.

Fish Number	Species	Fork Length (mm)	Whole Body Weight (g wet)	Sex	Stomach Content Weight (g wet)	CWT age	CWT	Fin Clip
HS200622-H03-108-018	PINK	131						
HS200622-H03-108-019	PINK	133						
HS200622-H03-108-020	PINK	135						
HS200622-H03-108-021	PINK	127						
HS200622-H03-108-022	PINK	138						
HS200622-H03-108-023	PINK	128						
HS200622-H03-108-024	PINK	135						
HS200622-JF01-108-001	PINK	107	11					
HS200622-JF01-108-002	PINK	155	35					
HS200622-JF01-108-003	PINK	153	32					
HS200622-JF01-108-004	PINK	132	20					
HS200622-JF01-108-005	PINK	140	25					
HS200622-JF01-108-006	PINK	125	17					
HS200622-JF01-108-007	PINK	72	2					
HS200622-JF01-108-008	PINK	520	1748	M				
HS200622-JF02-108-001	PINK	154	36					
HS200622-JF02-108-002	PINK	140	25					
HS200622-JF02-108-003	PINK	144	27					
HS200622-QCI05-108-001	PINK	520	2167	F				
HS200622-SEA01-108-001	PINK	175	58					
HS200622-SEA01-108-002	PINK	175	52					
HS200622-SEA01-108-003	PINK	300	536	M				
HS200622-T01-108-001	PINK	108	13					
HS200622-T01-108-002	PINK	126	17					
HS200622-T01-108-003	PINK	92	9					
HS200622-T01-108-004	PINK	138	24					
HS200622-T01-108-005	PINK	100	9					
HS200622-T01-108-006	PINK	110	13					
HS200622-T01-108-007	PINK	119	15					
HS200622-T01-108-008	PINK	103	9					
HS200622-T01-108-009	PINK	123	17					
HS200622-T01-108-010	PINK	137	24					
HS200622-T01-108-011	PINK	94	7					
HS200622-T01-108-012	PINK	123	16					
HS200622-T01-108-013	PINK	131	22					
HS200622-T01-108-014	PINK	100	8					
HS200622-T01-108-015	PINK	120	19					
HS200622-T01-108-016	PINK	130						
HS200622-T01-108-017	PINK	109						

Table 3. Biological data collected for each salmon caught on the *CCGS W.E. Ricker* survey to the Gulf of Alaska, 21/06/2006 - 30/06/2006.

Fish Number	Species	Fork Length (mm)	Whole Body Weight (g wet)	Sex	Stomach Content Weight (g wet)	CWT age	CWT	Fin Clip
HS200622-T01-108-018	PINK	93						
HS200622-T01-108-019	PINK	96						
HS200622-T01-108-020	PINK	95						
HS200622-T01-108-021	PINK	99						
HS200622-T01-108-022	PINK	98						
HS200622-T01-108-023	PINK	102						
HS200622-T01-108-024	PINK	95						
HS200622-T01-108-025	PINK	97						
HS200622-T01-108-026	PINK	121						
HS200622-T01-108-027	PINK	100						
HS200622-T01-108-028	PINK	94						
HS200622-T01-108-029	PINK	75						
HS200622-T01-108-030	PINK	90						
HS200622-T01-108-031	PINK	96						
HS200622-T01-108-032	PINK	137						
HS200622-T01-108-033	PINK	120						
HS200622-T01-108-034	PINK	110						
HS200622-T01-108-035	PINK	100						
HS200622-T01-108-036	PINK	98						
HS200622-T01-108-037	PINK	152						
HS200622-T01-108-038	PINK	103						
HS200622-T01-108-039	PINK	90						
HS200622-T01-108-040	PINK	118						
HS200622-T01-108-041	PINK	100						
HS200622-T01-108-042	PINK	98						
HS200622-T01-108-043	PINK	94						
HS200622-T01-108-044	PINK	98						
HS200622-T01-108-045	PINK	90						
HS200622-T01-108-046	PINK	91						
HS200622-T01-108-047	PINK	77						
HS200622-T01-108-048	PINK	96						
HS200622-T01-108-049	PINK	129						
HS200622-T01-108-050	PINK	121						
HS200622-T01-108-051	PINK	140						
HS200622-T01-108-052	PINK	125						
HS200622-T01-108-053	PINK	95						
HS200622-T01-108-054	PINK	110						
HS200622-T01-108-055	PINK	140						
HS200622-T01-108-056	PINK	95						

Table 3. Biological data collected for each salmon caught on the CCGS *W.E. Ricker* survey to the Gulf of Alaska, 21/06/2006 - 30/06/2006.

Fish Number	Species	Fork Length (mm)	Whole Body Weight (g wet)	Sex	Stomach Content Weight (g wet)	CWT age	CWT	Fin Clip
HS200622-T01-108-057	PINK	98						
HS200622-T01-108-058	PINK	100						
HS200622-T01-108-059	PINK	98						
HS200622-T01-108-060	PINK	119						
HS200622-T01-108-061	PINK	102						
HS200622-T01-108-062	PINK	93						
HS200622-T01-108-063	PINK	110						
HS200622-T01-108-064	PINK	144						
HS200622-T01-108-065	PINK	101						
HS200622-T01-108-066	PINK	95						
HS200622-T01-108-067	PINK	94						
HS200622-T01-108-068	PINK	93						
HS200622-T01-108-069	PINK	99						
HS200622-T01-108-070	PINK	102						
HS200622-T01-108-071	PINK	93						
HS200622-T01-108-072	PINK	100						
HS200622-T01-108-073	PINK	103						
HS200622-T01-108-074	PINK	104						
HS200622-T01-108-075	PINK	98						
HS200622-T01-108-076	PINK	95						
HS200622-T01-108-077	PINK	93						
HS200622-T01-108-078	PINK	131						
HS200622-T01-108-079	PINK	130						
HS200622-T01-108-080	PINK	95						
HS200622-T01-108-081	PINK	103						
HS200622-T01-108-082	PINK	90						
HS200622-T01-108-083	PINK	106						
HS200622-T01-108-084	PINK	98						
HS200622-T01-108-085	PINK	95						
HS200622-T01-108-086	PINK	108						
HS200622-T01-108-087	PINK	93						
HS200622-T01-108-088	PINK	98						
HS200622-T01-108-089	PINK	93						
HS200622-T01-108-090	PINK	98						
HS200622-T01-108-091	PINK	97						
HS200622-T01-108-092	PINK	95						
HS200622-T01-108-093	PINK	85						
HS200622-T01-108-094	PINK	78						
HS200622-T01-108-095	PINK	78						

Table 3. Biological data collected for each salmon caught on the *CCGS W.E. Ricker* survey to the Gulf of Alaska, 21/06/2006 - 30/06/2006.

Fish Number	Species	Fork Length (mm)	Whole Body Weight (g wet)	Sex	Stomach Content Weight (g wet)	CWT age	CWT	Fin Clip
HS200622-T01-108-096	PINK	95						
HS200622-T01-108-097	PINK	82						
HS200622-T01-108-098	PINK	93						
HS200622-T01-108-099	PINK	93						
HS200622-T01-108-100	PINK	75						
HS200622-T01-108-101	PINK	74						
HS200622-T01-108-102	PINK	105						
HS200622-T01-108-103	PINK	99						
HS200622-T01-108-104	PINK	101						
HS200622-T01-108-105	PINK	86						
HS200622-T01-108-106	PINK	102						
HS200622-T01-108-107	PINK	101						
HS200622-T01-108-108	PINK	98						
HS200622-T01-108-109	PINK	102						
HS200622-T01-108-110	PINK	94						
HS200622-T01-108-111	PINK	84						
HS200622-T01-108-112	PINK	97						
HS200622-T01-108-113	PINK	99						
HS200622-T02-108-001	PINK	139	26					
HS200622-T02-108-002	PINK	135	23					
HS200622-T02-108-003	PINK	133	22					
HS200622-T02-108-004	PINK	130	21					
HS200622-T02-108-005	PINK	135	23					
HS200622-T02-108-006	PINK	143	26					
HS200622-T02-108-007	PINK	135	23					
HS200622-T02-108-008	PINK	132	22					
HS200622-T02-108-009	PINK	140	26					
HS200622-T02-108-010	PINK	139	26					
HS200622-T02-108-011	PINK	143	30					
HS200622-T02-108-012	PINK	145	29					
HS200622-T02-108-013	PINK	134	25					
HS200622-T02-108-014	PINK	137	25					
HS200622-T02-108-015	PINK	145	28					
HS200622-T02-108-016	PINK	130						
HS200622-T02-108-017	PINK	131						
HS200622-T02-108-018	PINK	125						
HS200622-T02-108-019	PINK	137						
HS200622-T02-108-020	PINK	137						
HS200622-T02-108-021	PINK	137						

Table 3. Biological data collected for each salmon caught on the CCGS *W.E. Ricker* survey to the Gulf of Alaska, 21/06/2006 - 30/06/2006.

Fish Number	Species	Fork Length (mm)	Whole Body Weight (g wet)	Sex	Stomach Content Weight (g wet)	CWT age	CWT	Fin Clip
HS200622-T02-108-022	PINK	134						
HS200622-T02-108-023	PINK	137						
HS200622-T02-108-024	PINK	134						
HS200622-T02-108-025	PINK	96						
HS200622-T02-108-026	PINK	142						
HS200622-T02-108-027	PINK	143						
HS200622-T02-108-028	PINK	125						
HS200622-T02-108-029	PINK	138						
HS200622-T02-108-030	PINK	138						
HS200622-T02-108-031	PINK	133						
HS200622-T02-108-032	PINK	139						
HS200622-T02-108-033	PINK	150						
HS200622-T02-108-034	PINK	142						
HS200622-T02-108-035	PINK	130						
HS200622-T02-108-036	PINK	137						
HS200622-T02-108-037	PINK	129						
HS200622-T02-108-038	PINK	127						
HS200622-T02-108-039	PINK	137						
HS200622-T02-108-040	PINK	138						
HS200622-T02-108-041	PINK	90						
HS200622-T02-108-042	PINK	128						
HS200622-T02-108-043	PINK	133						
HS200622-T02-108-044	PINK	154						
HS200622-T02-108-045	PINK	137						
HS200622-T02-108-046	PINK	123						
HS200622-T02-108-047	PINK	130						
HS200622-T02-108-048	PINK	132						
HS200622-T02-108-049	PINK	133						
HS200622-T02-108-050	PINK	121						
HS200622-T02-108-051	PINK	132						
HS200622-T02-108-052	PINK	100						
HS200622-T02-108-053	PINK	98						
HS200622-T02-108-054	PINK	93						
HS200622-T02-108-055	PINK	145						
HS200622-T02-108-056	PINK	85						
HS200622-T02-108-057	PINK	100						
HS200622-T02-108-058	PINK	90						
HS200622-T02-108-059	PINK	131						
HS200622-T02-108-060	PINK	115						

Table 3. Biological data collected for each salmon caught on the *CCGS W.E. Ricker* survey to the Gulf of Alaska, 21/06/2006 - 30/06/2006.

Fish Number	Species	Fork Length (mm)	Whole Body Weight (g wet)	Sex	Stomach Content Weight (g wet)	CWT age	CWT	Fin Clip
HS200622-T02-108-061	PINK	136						
HS200622-T02-108-062	PINK	130						
HS200622-T02-108-063	PINK	140						
HS200622-T02-108-064	PINK	136						
HS200622-T02-108-065	PINK	133						
HS200622-T02-108-066	PINK	129						
HS200622-T02-108-067	PINK	93						
HS200622-T02-108-068	PINK	120						
HS200622-T02-108-069	PINK	96						
HS200622-T02-108-070	PINK	132						
HS200622-T02-108-071	PINK	99						
HS200622-T02-108-072	PINK	135						
HS200622-T03-108-001	PINK	140	27					
HS200622-T03-108-002	PINK	137	25					
HS200622-T03-108-003	PINK	140	27					
HS200622-T03-108-004	PINK	155	35					
HS200622-T03-108-005	PINK	139	24					
HS200622-T03-108-006	PINK	143	27					
HS200622-T03-108-007	PINK	138	25					
HS200622-T03-108-008	PINK	138	27					
HS200622-T03-108-009	PINK	140	26					
HS200622-T03-108-010	PINK	145	27					
HS200622-T03-108-011	PINK	138	26					
HS200622-T03-108-012	PINK	149	33					
HS200622-T03-108-013	PINK	140	26					
HS200622-T03-108-014	PINK	138	23					
HS200622-T03-108-015	PINK	131	22					
HS200622-T03-108-016	PINK	93						
HS200622-T03-108-017	PINK	98						
HS200622-T03-108-018	PINK	97						
HS200622-T03-108-019	PINK	103						
HS200622-T03-108-020	PINK	128						
HS200622-T03-108-021	PINK	104						
HS200622-T03-108-022	PINK	137						
HS200622-T03-108-023	PINK	147						
HS200622-T03-108-024	PINK	135						
HS200622-T03-108-025	PINK	98						
HS200622-T03-108-026	PINK	95						
HS200622-T03-108-027	PINK	94						

Table 3. Biological data collected for each salmon caught on the CCGS *W.E. Ricker* survey to the Gulf of Alaska, 21/06/2006 - 30/06/2006.

Fish Number	Species	Fork Length (mm)	Whole Body Weight (g wet)	Sex	Stomach Content Weight (g wet)	CWT age	CWT	Fin Clip
HS200622-T03-108-028	PINK	120						
HS200622-T03-108-029	PINK	135						
HS200622-T03-108-030	PINK	103						
HS200622-T03-108-031	PINK	136						
HS200622-T03-108-032	PINK	99						
HS200622-T03-108-033	PINK	104						
HS200622-T03-108-034	PINK	135						
HS200622-T03-108-035	PINK	131						
HS200622-T03-108-036	PINK	122						
HS200622-T03-108-037	PINK	96						
HS200622-T03-108-038	PINK	136						
HS200622-T03-108-039	PINK	133						
HS200622-T03-108-040	PINK	102						
HS200622-T03-108-041	PINK	112						
HS200622-T03-108-042	PINK	98						
HS200622-T03-108-043	PINK	130						
HS200622-T03-108-044	PINK	94						
HS200622-T03-108-045	PINK	98						
HS200622-T03-108-046	PINK	90						
HS200622-T03-108-047	PINK	98						
HS200622-T03-108-048	PINK	91						
HS200622-T03-108-049	PINK	95						
HS200622-T03-108-050	PINK	94						
HS200622-T03-108-051	PINK	96						
HS200622-T03-108-052	PINK	94						
HS200622-T03-108-053	PINK	90						
HS200622-T03-108-054	PINK	97						
HS200622-T03-108-055	PINK	95						
HS200622-T03-108-056	PINK	103						
HS200622-T03-108-057	PINK	95						
HS200622-T03-108-058	PINK	95						
HS200622-T03-108-059	PINK	91						
HS200622-T03-108-060	PINK	89						
HS200622-T03-108-061	PINK	96						
HS200622-T03-108-062	PINK	93						
HS200622-T03-108-063	PINK	99						
HS200622-T03-108-064	PINK	88						
HS200622-T03-108-065	PINK	96						
HS200622-T03-108-066	PINK	84						

Table 3. Biological data collected for each salmon caught on the CCGS *W.E. Ricker* survey to the Gulf of Alaska, 21/06/2006 - 30/06/2006.

Fish Number	Species	Fork Length (mm)	Whole Body Weight (g wet)	Sex	Stomach Content Weight (g wet)	CWT age	CWT	Fin Clip
HS200622-T03-108-067	PINK	95						
HS200622-T03-108-068	PINK	96						
HS200622-T03-108-069	PINK	96						
HS200622-T03-108-070	PINK	99						
HS200622-T03-108-071	PINK	92						
HS200622-T04-108-001	PINK	138	24					
HS200622-T04-108-002	PINK	152	32					
HS200622-T04-108-003	PINK	135	22					
HS200622-T04-108-004	PINK	152	34					
HS200622-T04-108-005	PINK	144	30					
HS200622-T05-108-001	PINK	105	10					
HS200622-VI11-108-001	PINK	410	970	M				
HS200622-VI11-108-002	PINK	484	1500	M				
HS200622-DX01-118-001	SOCKEYE	152	36					
HS200622-DX03-118-001	SOCKEYE	118	15					
HS200622-DX03-118-002	SOCKEYE	106	10					
HS200622-DX03-118-003	SOCKEYE	120	14					
HS200622-DX03-118-004	SOCKEYE	126	20					
HS200622-DX03-118-005	SOCKEYE	119	16					
HS200622-DX03-118-006	SOCKEYE	110	12					
HS200622-DX03-118-007	SOCKEYE	117	18					
HS200622-DX03-118-008	SOCKEYE	120	15					
HS200622-DX03-118-009	SOCKEYE	112	12					
HS200622-DX03-118-010	SOCKEYE	95	7					
HS200622-DX03-118-011	SOCKEYE	106	10					
HS200622-DX03-118-012	SOCKEYE	104	11					
HS200622-DX03-118-013	SOCKEYE	581	2523	F				
HS200622-DX04-118-001	SOCKEYE	120	16					
HS200622-DX04-118-002	SOCKEYE	122	19					
HS200622-DX04-118-003	SOCKEYE	114	15					
HS200622-DX04-118-004	SOCKEYE	115	16					
HS200622-DX04-118-005	SOCKEYE	120	14					
HS200622-DX04-118-006	SOCKEYE	115	14					
HS200622-DX04-118-007	SOCKEYE	129	20					
HS200622-DX04-118-008	SOCKEYE	127	16					
HS200622-DX04-118-009	SOCKEYE	118	14					
HS200622-DX04-118-010	SOCKEYE	149	31					
HS200622-DX04-118-011	SOCKEYE	106	10					
HS200622-DX04-118-012	SOCKEYE	136	21					



Table 3. Biological data collected for each salmon caught on the CCGS *W.E. Ricker* survey to the Gulf of Alaska, 21/06/2006 - 30/06/2006.

Fish Number	Species	Fork Length (mm)	Whole Body Weight (g wet)	Sex	Stomach Content Weight (g wet)	CWT age	CWT	Fin Clip
HS200622-DX04-118-013	SOCKEYE	127	21					
HS200622-DX04-118-014	SOCKEYE	90	6					
HS200622-DX04-118-015	SOCKEYE	113	14					
HS200622-DX04-118-016	SOCKEYE	116	14					
HS200622-DX04-118-017	SOCKEYE	118	12					
HS200622-DX04-118-018	SOCKEYE	134	20					
HS200622-DX04-118-019	SOCKEYE	105	10					
HS200622-DX04-118-020	SOCKEYE	112	14					
HS200622-DX04-118-021	SOCKEYE	125	18					
HS200622-DX04-118-022	SOCKEYE	126	19					
HS200622-DX05-118-001	SOCKEYE	142	25					
HS200622-DX05-118-002	SOCKEYE	128	21					
HS200622-DX05-118-003	SOCKEYE	128	25					
HS200622-DX05-118-004	SOCKEYE	120	16					
HS200622-DX05-118-005	SOCKEYE	147	26					
HS200622-DX05-118-006	SOCKEYE	142	24					
HS200622-DX05-118-007	SOCKEYE	139	22					
HS200622-DX05-118-008	SOCKEYE	157	40					
HS200622-DX05-118-009	SOCKEYE	110	13					
HS200622-DX05-118-010	SOCKEYE	130	20					
HS200622-DX05-118-011	SOCKEYE	127	18					
HS200622-DX05-118-012	SOCKEYE	115	14					
HS200622-DX05-118-013	SOCKEYE	135	24					
HS200622-DX05-118-014	SOCKEYE	117	13					
HS200622-DX05-118-015	SOCKEYE	119	12					
HS200622-DX05-118-016	SOCKEYE	142	29					
HS200622-DX05-118-017	SOCKEYE	128	20					
HS200622-DX05-118-018	SOCKEYE	134	24					
HS200622-DX05-118-019	SOCKEYE	159	38					
HS200622-DX05-118-020	SOCKEYE	123	17					
HS200622-DX05-118-021	SOCKEYE	125	19					
HS200622-DX05-118-022	SOCKEYE	138	24					
HS200622-DX05-118-023	SOCKEYE	109	13					
HS200622-DX05-118-024	SOCKEYE	107	12					
HS200622-DX05-118-025	SOCKEYE	128	18					
HS200622-DX05-118-026	SOCKEYE	125	18					
HS200622-DX05-118-027	SOCKEYE	110	11					
HS200622-DX05-118-028	SOCKEYE	111	12					
HS200622-DX05-118-029	SOCKEYE	134	21					

Table 3. Biological data collected for each salmon caught on the CCGS *W.E. Ricker* survey to the Gulf of Alaska, 21/06/2006 - 30/06/2006.

Fish Number	Species	Fork Length (mm)	Whole Body Weight (g wet)	Sex	Stomach Content Weight (g wet)	CWT age	CWT	Fin Clip
HS200622-DX05-118-030	SOCKEYE	122	16					
HS200622-DX05-118-031	SOCKEYE	132						
HS200622-DX05-118-032	SOCKEYE	165						
HS200622-DX05-118-033	SOCKEYE	137						
HS200622-DX05-118-034	SOCKEYE	119						
HS200622-DX05-118-035	SOCKEYE	124						
HS200622-DX05-118-036	SOCKEYE	140						
HS200622-DX05-118-037	SOCKEYE	108						
HS200622-DX05-118-038	SOCKEYE	120						
HS200622-DX05-118-039	SOCKEYE	127						
HS200622-DX05-118-040	SOCKEYE	128						
HS200622-DX05-118-041	SOCKEYE	147						
HS200622-DX05-118-042	SOCKEYE	126						
HS200622-DX05-118-043	SOCKEYE	133						
HS200622-DX05-118-044	SOCKEYE	128						
HS200622-DX05-118-045	SOCKEYE	128						
HS200622-DX05-118-046	SOCKEYE	130						
HS200622-DX05-118-047	SOCKEYE	119						
HS200622-DX05-118-048	SOCKEYE	112						
HS200622-DX05-118-049	SOCKEYE	131						
HS200622-DX05-118-050	SOCKEYE	110						
HS200622-DX05-118-051	SOCKEYE	109						
HS200622-DX05-118-052	SOCKEYE	114						
HS200622-DX06-118-001	SOCKEYE	122	17					
HS200622-DX06-118-002	SOCKEYE	120	16					
HS200622-DX06-118-003	SOCKEYE	123	17					
HS200622-DX06-118-004	SOCKEYE	126	21					
HS200622-DX06-118-005	SOCKEYE	130	23					
HS200622-DX06-118-006	SOCKEYE	130	21					
HS200622-DX06-118-007	SOCKEYE	118	15					
HS200622-DX06-118-008	SOCKEYE	162	43					
HS200622-DX06-118-009	SOCKEYE	134	24					
HS200622-DX06-118-010	SOCKEYE	115	14					
HS200622-DX06-118-011	SOCKEYE	143	29					
HS200622-DX06-118-012	SOCKEYE	156	38					
HS200622-DX06-118-013	SOCKEYE	122	18					
HS200622-DX06-118-014	SOCKEYE	136	26					
HS200622-DX06-118-015	SOCKEYE	110	13					
HS200622-DX06-118-016	SOCKEYE	131	22					

Table 3. Biological data collected for each salmon caught on the CCGS *W.E. Ricker* survey to the Gulf of Alaska, 21/06/2006 - 30/06/2006.

Fish Number	Species	Fork Length (mm)	Whole Body Weight (g wet)	Sex	Stomach Content Weight (g wet)	CWT age	CWT	Fin Clip
HS200622-DX06-118-017	SOCKEYE	140	29					
HS200622-DX06-118-018	SOCKEYE	129	21					
HS200622-DX06-118-019	SOCKEYE	130	23					
HS200622-DX06-118-020	SOCKEYE	130	21					
HS200622-DX06-118-021	SOCKEYE	120	18					
HS200622-DX06-118-022	SOCKEYE	126	21					
HS200622-DX06-118-023	SOCKEYE	131	22					
HS200622-DX06-118-024	SOCKEYE	137	26					
HS200622-DX06-118-025	SOCKEYE	118	18					
HS200622-EP01-118-001	SOCKEYE	160	40					
HS200622-EP01-118-002	SOCKEYE	158	37					
HS200622-EP01-118-003	SOCKEYE	126	16					
HS200622-EP01-118-004	SOCKEYE	128	19					
HS200622-EP01-118-005	SOCKEYE	610	2467	M				
HS200622-EP01-118-006	SOCKEYE	508	1678	M				
HS200622-EP02-118-001	SOCKEYE	114	14					
HS200622-EP02-118-002	SOCKEYE	129	20					
HS200622-EP02-118-003	SOCKEYE	121	18					
HS200622-EP02-118-004	SOCKEYE	104	13					
HS200622-EP02-118-005	SOCKEYE	115	12					
HS200622-EP02-118-006	SOCKEYE	118	17					
HS200622-EP02-118-007	SOCKEYE	116	15					
HS200622-EP02-118-008	SOCKEYE	534	1839	F				
HS200622-EP03-118-001	SOCKEYE	168	42					
HS200622-EP03-118-002	SOCKEYE	132	23					
HS200622-EP03-118-003	SOCKEYE	110	12					
HS200622-EP03-118-004	SOCKEYE	120	15					
HS200622-EP05-118-001	SOCKEYE	132	17					
HS200622-FI02-118-001	SOCKEYE	167	48					
HS200622-FI02-118-002	SOCKEYE	156	39					
HS200622-FI02-118-003	SOCKEYE	133	21					
HS200622-FI02-118-004	SOCKEYE	164	49					
HS200622-FI02-118-005	SOCKEYE	126	19					
HS200622-FI02-118-006	SOCKEYE	134	21					
HS200622-FI02-118-007	SOCKEYE	135	24					
HS200622-FI02-118-008	SOCKEYE	153	35					
HS200622-FI02-118-009	SOCKEYE	167	46					
HS200622-FI02-118-010	SOCKEYE	164	43					
HS200622-FI02-118-011	SOCKEYE	170	51					

Table 3. Biological data collected for each salmon caught on the *CCGS W.E. Ricker* survey to the Gulf of Alaska, 21/06/2006 - 30/06/2006.

Fish Number	Species	Fork Length (mm)	Whole Body Weight (g wet)	Sex	Stomach Content Weight (g wet)	CWT age	CWT	Fin Clip
HS200622-FI02-118-012	SOCKEYE	165	48					
HS200622-FI02-118-013	SOCKEYE	168	46					
HS200622-FI02-118-014	SOCKEYE	152	33					
HS200622-FI02-118-015	SOCKEYE	161	41					
HS200622-FI02-118-016	SOCKEYE	159	37					
HS200622-FI02-118-017	SOCKEYE	173	48					
HS200622-FI02-118-018	SOCKEYE	161	40					
HS200622-FI02-118-019	SOCKEYE	176	52					
HS200622-FI02-118-020	SOCKEYE	167	49					
HS200622-FI02-118-021	SOCKEYE	108	10					
HS200622-FI02-118-022	SOCKEYE	133	21					
HS200622-FI02-118-023	SOCKEYE	120	16					
HS200622-FI02-118-024	SOCKEYE	158	36					
HS200622-FI02-118-025	SOCKEYE	127	19					
HS200622-FI02-118-026	SOCKEYE	135	23					
HS200622-FI02-118-027	SOCKEYE	128	18					
HS200622-FI02-118-028	SOCKEYE	108	12					
HS200622-FI02-118-029	SOCKEYE	158	36					
HS200622-FI02-118-030	SOCKEYE	119	16					
HS200622-FI02-118-031	SOCKEYE	125						
HS200622-FI03-118-001	SOCKEYE	135	26					
HS200622-FI03-118-002	SOCKEYE	126	21					
HS200622-FI03-118-003	SOCKEYE	145	30					
HS200622-FI03-118-004	SOCKEYE	144	30					
HS200622-FI03-118-005	SOCKEYE	171	50					
HS200622-FI03-118-006	SOCKEYE	155	34					
HS200622-FI03-118-007	SOCKEYE	144	31					
HS200622-FI03-118-008	SOCKEYE	168	45					
HS200622-FI03-118-009	SOCKEYE	162	42					
HS200622-FI03-118-010	SOCKEYE	125	18					
HS200622-FI03-118-011	SOCKEYE	151	34					
HS200622-FI03-118-012	SOCKEYE	125	18					
HS200622-FI03-118-013	SOCKEYE	161	36					
HS200622-FI03-118-014	SOCKEYE	160	41					
HS200622-FI03-118-015	SOCKEYE	128	19					
HS200622-FI03-118-016	SOCKEYE	145	31					
HS200622-FI03-118-017	SOCKEYE	143	29					
HS200622-FI03-118-018	SOCKEYE	124	18					
HS200622-FI03-118-019	SOCKEYE	177	61					

Table 3. Biological data collected for each salmon caught on the CCGS *W.E. Ricker* survey to the Gulf of Alaska, 21/06/2006 - 30/06/2006.

Fish Number	Species	Fork Length (mm)	Whole Body Weight (g wet)	Sex	Stomach Content Weight (g wet)	CWT age	CWT	Fin Clip
HS200622-FI03-118-020	SOCKEYE	148	32					
HS200622-FI04-118-001	SOCKEYE	140	28					
HS200622-FI04-118-002	SOCKEYE	139	27					
HS200622-FI04-118-003	SOCKEYE	132	22					
HS200622-FI04-118-004	SOCKEYE	168	50					
HS200622-H01-118-001	SOCKEYE	124	17					
HS200622-H01-118-002	SOCKEYE	120	18					
HS200622-H01-118-003	SOCKEYE	117	16					
HS200622-H01-118-004	SOCKEYE	118	15					
HS200622-H01-118-005	SOCKEYE	134	25					
HS200622-H01-118-006	SOCKEYE	100	9					
HS200622-H01-118-007	SOCKEYE	120	17					
HS200622-H01-118-008	SOCKEYE	118	17					
HS200622-H01-118-009	SOCKEYE	138	25					
HS200622-H01-118-010	SOCKEYE	117	15					
HS200622-H01-118-011	SOCKEYE	117	15					
HS200622-H01-118-012	SOCKEYE	116	15					
HS200622-H02-118-001	SOCKEYE	130	22					
HS200622-H02-118-002	SOCKEYE	128	20					
HS200622-H02-118-003	SOCKEYE	125	18					
HS200622-H02-118-004	SOCKEYE	125	20					
HS200622-H02-118-005	SOCKEYE	130	23					
HS200622-H02-118-006	SOCKEYE	120	14					
HS200622-H02-118-007	SOCKEYE	130	21					
HS200622-H02-118-008	SOCKEYE	138	24					
HS200622-H02-118-009	SOCKEYE	136	25					
HS200622-H02-118-010	SOCKEYE	148	31					
HS200622-H02-118-011	SOCKEYE	127	18					
HS200622-H02-118-012	SOCKEYE	132	22					
HS200622-H02-118-013	SOCKEYE	132	23					
HS200622-H02-118-014	SOCKEYE	123	16					
HS200622-H02-118-015	SOCKEYE	129	19					
HS200622-H03-118-001	SOCKEYE	138	26					
HS200622-H03-118-002	SOCKEYE	135	23					
HS200622-H03-118-003	SOCKEYE	159	37					
HS200622-H03-118-004	SOCKEYE	138	23					
HS200622-H03-118-005	SOCKEYE	142	28					
HS200622-H03-118-006	SOCKEYE	147	34					
HS200622-H03-118-007	SOCKEYE	141	28					

Table 3. Biological data collected for each salmon caught on the *CCGS W.E. Ricker* survey to the Gulf of Alaska, 21/06/2006 - 30/06/2006.

Fish Number	Species	Fork Length (mm)	Whole Body Weight (g wet)	Sex	Stomach Content Weight (g wet)	CWT age	CWT	Fin Clip
HS200622-H03-118-008	SOCKEYE	124	20					
HS200622-H03-118-009	SOCKEYE	141	26					
HS200622-H03-118-010	SOCKEYE	140	26					
HS200622-H03-118-011	SOCKEYE	145	31					
HS200622-H03-118-012	SOCKEYE	150	32					
HS200622-H03-118-013	SOCKEYE	143	29					
HS200622-H03-118-014	SOCKEYE	152	36					
HS200622-H03-118-015	SOCKEYE	156	36					
HS200622-H03-118-016	SOCKEYE	133	22					
HS200622-H03-118-017	SOCKEYE	149	31					
HS200622-JF01-118-001	SOCKEYE	126	19					
HS200622-QCI01-118-001	SOCKEYE	124	19					
HS200622-QCI01-118-002	SOCKEYE	505	1842	M				
HS200622-QCI03-118-001	SOCKEYE	125	19					
HS200622-QCI03-118-002	SOCKEYE	124	18					
HS200622-QCI03-118-003	SOCKEYE	135	27					
HS200622-QCI03-118-004	SOCKEYE	120	17					
HS200622-QCI04-118-001	SOCKEYE	560	1962	M				
HS200622-QCI04-118-002	SOCKEYE	430	1021	F				
HS200622-QCI06-118-001	SOCKEYE	113	13					
HS200622-QCI06-118-002	SOCKEYE	500	1496	F				
HS200622-SEA01-118-001	SOCKEYE	161	41					
HS200622-SEA01-118-002	SOCKEYE	166	49					
HS200622-SEA01-118-003	SOCKEYE	162	42					
HS200622-SEA01-118-004	SOCKEYE	162	45					
HS200622-SEA01-118-005	SOCKEYE	158	40					
HS200622-SEA01-118-006	SOCKEYE	198	82					
HS200622-SEA01-118-007	SOCKEYE	158	40					
HS200622-SEA01-118-008	SOCKEYE	156	36					
HS200622-SEA01-118-009	SOCKEYE	166	47					
HS200622-SEA01-118-010	SOCKEYE	170	50					
HS200622-SEA01-118-011	SOCKEYE	165	44					
HS200622-SEA01-118-012	SOCKEYE	165	44					
HS200622-SEA01-118-013	SOCKEYE	155	37					
HS200622-SEA01-118-014	SOCKEYE	179	55					
HS200622-SEA01-118-015	SOCKEYE	157	36					
HS200622-SEA01-118-016	SOCKEYE	160	43					
HS200622-T01-118-001	SOCKEYE	128	20					
HS200622-T01-118-002	SOCKEYE	134	24					

Table 3. Biological data collected for each salmon caught on the CCGS *W.E. Ricker* survey to the Gulf of Alaska, 21/06/2006 - 30/06/2006.

Fish Number	Species	Fork Length (mm)	Whole Body Weight (g wet)	Sex	Stomach Content Weight (g wet)	CWT age	CWT	Fin Clip
HS200622-T01-118-003	SOCKEYE	122	18					
HS200622-T01-118-004	SOCKEYE	140	27					
HS200622-T01-118-005	SOCKEYE	122	16					
HS200622-T01-118-006	SOCKEYE	142	27					
HS200622-T01-118-007	SOCKEYE	144	28					
HS200622-T01-118-008	SOCKEYE	132	21					
HS200622-T01-118-009	SOCKEYE	86	8					
HS200622-T01-118-010	SOCKEYE	126	20					
HS200622-T01-118-011	SOCKEYE	102	11					
HS200622-T01-118-012	SOCKEYE	100	11					
HS200622-T01-118-013	SOCKEYE	96	9					
HS200622-T01-118-014	SOCKEYE	134	23					
HS200622-T01-118-015	SOCKEYE	129	21					
HS200622-T01-118-016	SOCKEYE	121	18					
HS200622-T01-118-017	SOCKEYE	107	12					
HS200622-T01-118-018	SOCKEYE	91	7					
HS200622-T01-118-019	SOCKEYE	80	5					
HS200622-T01-118-020	SOCKEYE	130	22					
HS200622-T01-118-021	SOCKEYE	118	16					
HS200622-T01-118-022	SOCKEYE	127	21					
HS200622-T01-118-023	SOCKEYE	86	7					
HS200622-T01-118-024	SOCKEYE	136	23					
HS200622-T01-118-025	SOCKEYE	91	7					
HS200622-T01-118-026	SOCKEYE	100	8					
HS200622-T01-118-027	SOCKEYE	94	8					
HS200622-T01-118-028	SOCKEYE	99	9					
HS200622-T01-118-029	SOCKEYE	124	18					
HS200622-T01-118-030	SOCKEYE	103	10					
HS200622-T01-118-031	SOCKEYE	96						
HS200622-T01-118-032	SOCKEYE	102						
HS200622-T01-118-033	SOCKEYE	87						
HS200622-T01-118-034	SOCKEYE	120						
HS200622-T01-118-035	SOCKEYE	88						
HS200622-T01-118-036	SOCKEYE	87						
HS200622-T01-118-037	SOCKEYE	86						
HS200622-T02-118-001	SOCKEYE	149	30					
HS200622-T02-118-002	SOCKEYE	140	25					
HS200622-T02-118-003	SOCKEYE	130	20					
HS200622-T02-118-004	SOCKEYE	140	25					

Table 3. Biological data collected for each salmon caught on the *CCGS W.E. Ricker* survey to the Gulf of Alaska, 21/06/2006 - 30/06/2006.

Fish Number	Species	Fork Length (mm)	Whole Body Weight (g wet)	Sex	Stomach Content Weight (g wet)	CWT age	CWT	Fin Clip
HS200622-T02-118-005	SOCKEYE	130	21					
HS200622-T02-118-006	SOCKEYE	124	19					
HS200622-T02-118-007	SOCKEYE	138	23					
HS200622-T02-118-008	SOCKEYE	140	27					
HS200622-T02-118-009	SOCKEYE	128	21					
HS200622-T02-118-010	SOCKEYE	132	21					
HS200622-T02-118-011	SOCKEYE	142	27					
HS200622-T02-118-012	SOCKEYE	128	21					
HS200622-T02-118-013	SOCKEYE	123	19					
HS200622-T02-118-014	SOCKEYE	127	20					
HS200622-T02-118-015	SOCKEYE	143	30					
HS200622-T02-118-016	SOCKEYE	134	22					
HS200622-T02-118-017	SOCKEYE	114	13					
HS200622-T02-118-018	SOCKEYE	138	26					
HS200622-T02-118-019	SOCKEYE	136	26					
HS200622-T02-118-020	SOCKEYE	128	22					
HS200622-T02-118-021	SOCKEYE	123	17					
HS200622-T02-118-022	SOCKEYE	123	20					
HS200622-T02-118-023	SOCKEYE	143	29					
HS200622-T02-118-024	SOCKEYE	135	24					
HS200622-T02-118-025	SOCKEYE	141	27					
HS200622-T02-118-026	SOCKEYE	136	24					
HS200622-T02-118-027	SOCKEYE	139	26					
HS200622-T02-118-028	SOCKEYE	138	25					
HS200622-T02-118-029	SOCKEYE	128	21					
HS200622-T02-118-030	SOCKEYE	93	10					
HS200622-T02-118-031	SOCKEYE	127						
HS200622-T02-118-032	SOCKEYE	128						
HS200622-T02-118-033	SOCKEYE	140						
HS200622-T02-118-034	SOCKEYE	142						
HS200622-T02-118-035	SOCKEYE	145						
HS200622-T02-118-036	SOCKEYE	121						
HS200622-T02-118-037	SOCKEYE	136						
HS200622-T02-118-038	SOCKEYE	126						
HS200622-T02-118-039	SOCKEYE	126						
HS200622-T02-118-040	SOCKEYE	90						
HS200622-T03-118-001	SOCKEYE	120	16					
HS200622-T03-118-002	SOCKEYE	149	29					
HS200622-T03-118-003	SOCKEYE	148	31					



Table 3. Biological data collected for each salmon caught on the CCGS *W.E. Ricker* survey to the Gulf of Alaska, 21/06/2006 - 30/06/2006.

Fish Number	Species	Fork Length (mm)	Whole Body Weight (g wet)	Sex	Stomach Content Weight (g wet)	CWT age	CWT	Fin Clip
HS200622-T03-118-004	SOCKEYE	140	25					
HS200622-T03-118-005	SOCKEYE	154	31					
HS200622-T03-118-006	SOCKEYE	147	28					
HS200622-T03-118-007	SOCKEYE	153	32					
HS200622-T03-118-008	SOCKEYE	148	31					
HS200622-T03-118-009	SOCKEYE	129	20					
HS200622-T03-118-010	SOCKEYE	101	9					
HS200622-T03-118-011	SOCKEYE	150	33					
HS200622-T03-118-012	SOCKEYE	150	31					
HS200622-T03-118-013	SOCKEYE	140	25					
HS200622-T03-118-014	SOCKEYE	146	30					
HS200622-T03-118-015	SOCKEYE	125	16					
HS200622-T03-118-016	SOCKEYE	134	23					
HS200622-T03-118-017	SOCKEYE	139	25					
HS200622-T03-118-018	SOCKEYE	140	21					
HS200622-T03-118-019	SOCKEYE	133	20					
HS200622-T03-118-020	SOCKEYE	131	20					
HS200622-T03-118-021	SOCKEYE	133	21					
HS200622-T03-118-022	SOCKEYE	120	15					
HS200622-T03-118-023	SOCKEYE	135	23					
HS200622-T03-118-024	SOCKEYE	122	16					
HS200622-T03-118-025	SOCKEYE	130	18					
HS200622-T03-118-026	SOCKEYE	134	21					
HS200622-T03-118-027	SOCKEYE	111	12					
HS200622-T03-118-028	SOCKEYE	125	18					
HS200622-T03-118-029	SOCKEYE	98	9					
HS200622-T03-118-030	SOCKEYE	130	21					
HS200622-T04-118-001	SOCKEYE	148	29					
HS200622-T04-118-002	SOCKEYE	147	29					
HS200622-T04-118-003	SOCKEYE	138	23					
HS200622-T04-118-004	SOCKEYE	118	15					
HS200622-T04-118-005	SOCKEYE	130	19					
HS200622-T05-118-001	SOCKEYE	118	17					
HS200622-T05-118-002	SOCKEYE	150	29					
HS200622-T06-118-001	SOCKEYE	129	19					
HS200622-T06-118-002	SOCKEYE	113	11					
HS200622-T06-118-003	SOCKEYE	111	12					
HS200622-T07-118-001	SOCKEYE	137	24					
HS200622-T07-118-002	SOCKEYE	123	17					

Table 3. Biological data collected for each salmon caught on the CCGS *W.E. Ricker* survey to the Gulf of Alaska, 21/06/2006 - 30/06/2006.

Fish Number	Species	Fork Length (mm)	Whole Body Weight (g wet)	Sex	Stomach Content Weight (g wet)	CWT age	CWT	Fin Clip
HS200622-VI01-118-001	SOCKEYE	551	1984	M				
HS200622-VI01-118-002	SOCKEYE	541	1823	F				
HS200622-VI08-118-001	SOCKEYE	110	11					
HS200622-VI08-118-002	SOCKEYE	115	12					
HS200622-VI08-118-003	SOCKEYE	107	10					
HS200622-VI08-118-004	SOCKEYE	112	11					
HS200622-VI08-118-005	SOCKEYE	102	8					
HS200622-VI08-118-006	SOCKEYE	115	14					
HS200622-VI11-118-001	SOCKEYE	109	12					
HS200622-VI11-118-002	SOCKEYE	105	9					
HS200622-VI12-118-001	SOCKEYE	118	15					

Table 4. Physical oceanographic data collected on the CCGS *W.E. Ricker* survey to the Gulf of Alaska, 21/06/2006 - 30/06/2006.

Station ID	Station Name	Region	Date UTC	Time UTC	Latitude (°N)	Longitude (°W)	Bottom Depth (m)	SST (°C)	SSS (ppt)	NO3 $\mu$ moles/L	Si $\mu$ moles/L	PO4 $\mu$ moles/L	Chl A $\mu$ g/L
HS200622-JF01	JUAN DE FUCA - BECHER BAY	JF	21-Jun-06	14:01	48.287	123.623	183	9.65	31.5	23.65	39.11	2.02	0.85
HS200622-JF02	JUAN DE FUCA - OTTER PT	JF	21-Jun-06	16:01	48.325	123.823	164	9.59	31.62	23.03	38.53	1.97	0.66
HS200622-JF03	JUAN DE FUCA - RIVER JORDAN	JF	21-Jun-06	18:14	48.388	124.054	47	9.7	31.82	26.34	43.3	2.14	1.03
HS200622-JF04	JUAN DE FUCA - SOMBRIO PT	JF	21-Jun-06	20:32	48.446	124.292	80	10.04	31.91	21.65	37.56	2.07	1.48
HS200622-JF05	JUAN DE FUCA - SAN JUAN	JF	21-Jun-06	22:18	48.497	124.481	149	11.57	31.67	23.7	42.48	2.31	1.11
HS200622-VI01	SWIFTSURE BANK	VI	22-Jun-06	00:33	48.597	124.793	43	11.05	31.49	19.79	36.94	1.66	1.35
HS200622-VI02	OFF CAPE BEALE	VI	22-Jun-06	14:02	48.813	125.414	40	12.64	31.11	7.22	15.72	0.87	6.71
HS200622-VI03	LAPEROUSE BK- OFF CAPE BEALE	VI	22-Jun-06	15:58	48.676	125.563	185	13.21	30.97	2.2	16.2	0.45	6.37
HS200622-VI04	LAPEROUSE BK- OFF CAPE BEALE	VI	22-Jun-06	18:08	48.587	125.714	64	14.15	31.21	0	12.08	0.24	6.65
HS200622-VI05	LAPEROUSE BK- OFF CAPE BEALE	VI	22-Jun-06	20:18	48.497	125.865	103	14.4	31.04	0	6.67	0.14	4.93
HS200622-VI06	LAPEROUSE BK- BARCLAY CANYON	VI	22-Jun-06	22:07	48.409	126.006	181	14.58	31.87	0	4.85	0.23	0.39
HS200622-VI07	LAPEROUSE BK- BARCLAY CANYON	VI	23-Jun-06	00:35	48.319	126.207	897	14.62	32.14	0	3.98	0.4	0.17
HS200622-VI14	LAPEROUSE BK- BARCLAY CANYON	VI	23-Jun-06	02:23	48.215	126.398	1000	15.07	31.87				
HS200622-EP01	ESTEVAN PT	VI	23-Jun-06	14:03	49.352	126.533	30	11.27	31.93	11.46	22.76	1.29	3.65
HS200622-EP02	ESTEVAN PT	VI	23-Jun-06	15:25	49.318	126.603	80	13.73	30.86	0.08	5.74	0.36	5.5
HS200622-EP03	ESTEVAN PT	VI	23-Jun-06	16:45	49.279	126.678	110	13.52	31.79	0	2.63	0.2	1.83
HS200622-EP04	ESTEVAN PT	VI	23-Jun-06	18:07	49.243	126.759	118	14.06	31.78	0.12	2.7	0.27	0.72
HS200622-EP05	ESTEVAN PT	VI	23-Jun-06	19:25	49.206	126.814	135	14.51	31.62	0	2.1	0.2	0.58
HS200622-EP06	ESTEVAN PT	VI	23-Jun-06	21:23	49.168	126.909	189	14.97	31.58	0	2.3	0.21	0.62
HS200622-EP07	ESTEVAN PT	VI	23-Jun-06	22:24	49.133	126.979	459	13.87	31.81	0	3.59	0.28	0.61
HS200622-EP08	ESTEVAN PT	VI	24-Jun-06	00:37	49.033	127.168	1700	14.15	32.09				
HS200622-VI08	2 nmi OFF KAINS IS - QUATSINO	VI	24-Jun-06	14:04	50.418	128.000	158	11.38	31.39	9.05	16.35	0.98	2.03
HS200622-VI09	5.5 nmi OFF KAINS IS - QUATSINO	VI	24-Jun-06	15:41	50.355	128.112	88	13.85	31.69	0.02	3.66	0.3	2.31
HS200622-VI10	10.5 nmi OFF KAINS IS - QUATSINO	VI	24-Jun-06	17:07	50.301	128.203	195	12.7	31.61	2.19	7.41	0.6	3.95
HS200622-VI11	2 nmi W KAINS IS - QUATSINO	VI	24-Jun-06	19:42	50.422	128.088	64	12.68	31.4	3.27	10.56	0.63	5.59
HS200622-VI12	2 nmi OFF TOPKNOT PT	VI	24-Jun-06	21:58	50.513	128.259	43	12.25	31.62	7.62	13.92	1.01	2.21
HS200622-VI13	1.5 W OFF SAN JOSEF BAY	VI	24-Jun-06	23:43	50.633	128.377	53	12.46	31.76	3.52	8.64	0.63	4.7
HS200622-T08	TRIANGLE IS	VI	25-Jun-06	12:05	50.701	129.489	2000	13.66	31.91				
HS200622-T07	TRIANGLE IS	VI	25-Jun-06	14:04	50.821	129.219	87	13.72	31.9	1.01	2.81	0.36	0.91
HS200622-T06	TRIANGLE IS	VI	25-Jun-06	15:53	50.935	128.997	56	13.3	30.94	0.4	3.39	0.33	2.77

Table 4. Physical oceanographic data collected on the CCGS *W.E. Ricker* survey to the Gulf of Alaska, 21/06/2006 - 30/06/2006.

Station ID	Station Name	Region	Date UTC	Time UTC	Latitude (°N)	Longitude (°W)	Bottom Depth (m)	SST (°C)	SSS (ppt)	NO3 $\mu$ moles/L	Si $\mu$ moles/L	PO4 $\mu$ moles/L	Chl A $\mu$ g/L
HS200622-T05	TRIANGLE IS	QCSD	25-Jun-06	17:12	51.003	128.866	58	13.62	30.79	0.4	3.45	0.32	3.67
HS200622-T04	TRIANGLE IS	QCSD	25-Jun-06	18:50	51.073	128.736	61	13.36	30.81	0.51	5.28	0.43	2.06
HS200622-T03	TRIANGLE IS	QCSD	25-Jun-06	20:14	51.142	128.600	137	14.22	31.43	0.43	5.14	0.35	0.71
HS200622-T02	TRIANGLE IS	QCSD	25-Jun-06	21:41	51.207	128.468	187	13.7	30.46	0.36	4.94	0.32	1.43
HS200622-T01	TRIANGLE IS	QCSD	25-Jun-06	23:14	51.275	128.337	77	14	28.47	2.72	6.15	0.57	4.66
HS200622-H01	HECATE ST	HS	26-Jun-06	14:05	52.206	129.179	157	13.55	31.29	0.36	3.51	0.31	0.79
HS200622-H02	HECATE ST	HS	26-Jun-06	15:58	52.259	129.438	176	13.44	31.28	0.28	4.11	0.32	0.88
HS200622-H03	HECATE ST	HS	26-Jun-06	17:56	52.316	129.698	216	13.36	31.53	0.28	5.12	0.39	1.06
HS200622-H04	HECATE ST	HS	26-Jun-06	19:58	52.372	129.959	198	13.91	31.65	0.42	4.78	0.39	0.79
HS200622-H05	HECATE ST	HS	26-Jun-06	21:48	52.428	130.222	317	13.76	31.65	0.17	4.78	0.38	0.98
HS200622-H06	HECATE ST	HS	27-Jun-06	00:37	52.484	130.485	172	14.03	31.32	0.13	3.09	0.34	0.74
HS200622-DX01	DIXON E-5 nmi N ROSE SPIT	DE	27-Jun-06	13:55	54.237	131.686	103	10.31	31.46	1.2	4.5	0.61	9.1
HS200622-DX02	DIXON E-12 nmi NW ROSE SPIT	DE	27-Jun-06	15:36	54.317	131.862	213	10.69	31.33	1.49	4.23	0.52	3.31
HS200622-DX03	DIXON E-20 nmi NW ROSE SPIT	DE	27-Jun-06	17:13	54.384	132.028	286	11.3	31.18	0.63	4.56	0.48	3.83
HS200622-DX04	DIXON E-22 nmi SE C MUZON	DE	27-Jun-06	18:53	54.449	132.190	340	11.73	30.04	0.34	4.22	0.42	3.71
HS200622-DX05	DIXON E-13.5 nmi SE C MUZON	DE	27-Jun-06	20:37	54.517	132.373	354	10.68	30.3	0.59	3.28	0.52	6.07
HS200622-DX06	DIXON E-6 nmi SE C MUZON	DE	27-Jun-06	22:29	54.600	132.549	120	12.02	31.06	0.01	4.69	0.47	3.38
HS200622-SEA01	3 nmi SW C MUZON	SEA	28-Jun-06	00:31	54.619	132.725	105	10.35	31.35	5.23	10.33	0.81	1.9
HS200622-FI02	FORRESTER IS	SEA	28-Jun-06	13:59	54.777	133.185	194	10.93	31.29	2.59	7.77	0.6	2.59
HS200622-FI01	FORRESTER IS	SEA	28-Jun-06	16:12	54.788	133.054	119	11.19	31.06	1.58	5.08	0.55	2.9
HS200622-FI03	FORRESTER IS	SEA	28-Jun-06	17:56	54.764	133.318	109	11.2	31.86	3.05	8.98	0.73	2.73
HS200622-FI04	FORRESTER IS	SEA	28-Jun-06	19:18	54.752	133.449	140	10.86	31.51	2.05	7.57	0.65	2.97
HS200622-FI05	FORRESTER IS	SEA	28-Jun-06	20:51	54.738	133.578	195	11.62	31.54	0.12	5.62	0.48	1.87
HS200622-FI06	FORRESTER IS	SEA	28-Jun-06	22:16	54.726	133.710	215	11.24	31.62	1.91	7.71	0.56	3.45
HS200622-FI07	FORRESTER IS	SEA	28-Jun-06	23:36	54.715	133.840	221	11.82	31.81	1.98	7.71	0.62	1.77
HS200622-FI10	FORRESTER IS	SEA	29-Jun-06	02:20	54.666	134.366	2000	11.74	32.21				
HS200622-QCI01	FREDERICK IS - WEST COAST QCI	QCI	29-Jun-06	14:02	53.932	133.383	63	10.32	31.65	3.87	9.19	0.76	2.36
HS200622-QCI02	TIAN HEAD - WEST COAST QCI	QCI	29-Jun-06	15:41	53.835	133.220	59	11.73	32.08	0.19	4.62	1.21	2.81
HS200622-QCI03	SALVESEN PT - WEST COAST QCI	QCI	29-Jun-06	17:17	53.729	133.092	63	11.7	32.03	0.19	5.09	0.46	2.49
HS200622-QCI04	HIPPA IS - WEST COAST QCI	QCI	29-Jun-06	19:01	53.571	133.058	147	11.95	32.02	0.12	5.16	0.45	2.66

Table 4. Physical oceanographic data collected on the CCGS *W.E. Ricker* survey to the Gulf of Alaska, 21/06/2006 - 30/06/2006.

Station ID	Station Name	Region	Date UTC	Time UTC	Latitude (°N)	Longitude (°W)	Bottom Depth (m)	SST (°C)	SSS (ppt)	NO3 $\mu$ moles/L	Si $\mu$ moles/L	PO4 $\mu$ moles/L	Chl A $\mu$ g/L
HS200622-QCI05	KUNAKUN PT - WEST COAST QCI	QCI	29-Jun-06	20:43	53.447	132.901	110	11.42	31.89	1.19	7.71	0.59	1.53
HS200622-QCI06	KANO INLET - WEST COAST QCI	QCI	29-Jun-06	22:24	53.302	132.813	147	11.77	31.99				2.62
HS200622-QCI07	KITGORO PT - WEST COAST QCI	QCI	30-Jun-06	00:40	53.082	132.599	170	11.1	31.98	0.41	7.58	0.5	1.09
HS200622-QCI08	C HENRY - WEST COAST QCI	QCI	30-Jun-06	02:05	52.964	132.504	693	11.03	32.05				
HS200622-QCI09	MORESBY IS - WEST COAST QCI	QCI	30-Jun-06	14:05	52.641	132.007	140	9.63	32.33	3.59	10.68	0.78	0.83
HS200622-QCI10	MORESBY IS - WEST COAST QCI	QCI	30-Jun-06	16:00	52.533	131.839	189	10	32.32	9.03	14.8	1.04	1.09
HS200622-QCI11	MORESBY IS - WEST COAST QCI	QCI	30-Jun-06	17:33	52.432	131.683	172	11.51	32.13	8.35	14.8	1.05	1.61
HS200622-QCI12	MORESBY IS - WEST COAST QCI	QCI	30-Jun-06	19:22	52.296	131.549	156	10.83	32.22	5.79	13.31	0.85	1.96
HS200622-QCI13	MORESBY IS - WEST COAST QCI	QCI	30-Jun-06	20:42	52.189	131.470	614	11.03	32.23	4.94	12.3	0.8	

Table 4 - Page 3 of 3

Table 5. Zooplankton data from bongo tows collected on the *CCGS W.E. Ricker* survey to the Gulf of Alaska, 21/06/2006 - 30/06/2006.

Station ID	Station Name	Region	Latitude (°N)	Longitude (°W)	Date	Time	Target Depth (m)	Tow Duration	Plankton Weights by Size Fraction (g dry / 1000 cu m)				
									8.0mm	1.7mm	1.0mm	0.25mm	Total
HS200622-JF01	JUAN DE FUCA - BECHER BAY	JF	48.293	123.636	21-Jun-06	07:25	148	00:06	0	5.52	0.54	3.57	9.63
HS200622-JF02	JUAN DE FUCA - OTTER PT	JF	48.328	123.823	21-Jun-06	09:14	146	00:06	0	15.09	1.81	5.16	22.05
HS200622-JF03	JUAN DE FUCA - RIVER JORDAN	JF	48.387	124.052	21-Jun-06	11:25	67	00:04	0	2.18	0.82	8.45	11.45
HS200622-JF04	JUAN DE FUCA - SOMBRIO PT	JF	48.444	124.290	21-Jun-06	13:39	90	00:04	0	3.52	0.88	9.89	14.29
HS200622-JF05	JUAN DE FUCA - SAN JUAN	JF	48.496	124.479	21-Jun-06	15:27	141	00:04	3.71	69.91	2.96	7.9	84.48
HS200622-VI01	SWIFTSURE BANK	VI	48.596	124.793	21-Jun-06	17:39	33	00:01	0	6.85	0.98	39.14	46.96
HS200622-VI02	OFF CAPE BEALE	VI	48.813	125.416	22-Jun-06	07:11	35	00:02	7.98	4.99	3.49	39.92	56.38
HS200622-VI03	LAPEROUSE BK- OFF CAPE BEALE	VI	48.675	125.564	22-Jun-06	09:12	150	00:06	0	15.15	4.51	9.94	29.6
HS200622-VI04	LAPEROUSE BK- OFF CAPE BEALE	VI	48.589	125.715	22-Jun-06	11:29	53	00:03	0	4.46	1.62	18.26	24.34
HS200622-VI05	LAPEROUSE BK- OFF CAPE BEALE	VI	48.497	125.865	22-Jun-06	13:26	93	00:04	0	0.67	2.34	28.47	31.48
HS200622-VI06	LAPEROUSE BK- BARCLAY CANYON	VI	48.407	126.004	22-Jun-06	15:17	150	00:05	0	0.67	0	2.88	3.55
HS200622-VI07	LAPEROUSE BK- BARCLAY CANYON	VI	48.317	126.208	22-Jun-06	17:55	150	00:06	0	6.83	2.28	11.76	20.87
HS200622-EP01	ESTEVAN PT	VI	49.353	126.536	23-Jun-06	07:10	19	00:01	0	2.38	2.38	15.44	20.2
HS200622-EP02	ESTEVAN PT	VI	49.317	126.604	23-Jun-06	08:33	69	00:04	32.1	5.8	2.71	14.31	54.93
HS200622-EP03	ESTEVAN PT	VI	49.281	126.679	23-Jun-06	09:54	98	00:05	26.9	4.83	8.51	27.36	67.6
HS200622-EP04	ESTEVAN PT	VI	49.242	126.760	23-Jun-06	11:16	110	00:05	13.11	12.2	4.01	14.57	43.89
HS200622-EP05	ESTEVAN PT	VI	49.207	126.815	23-Jun-06	12:34	123	00:05	15.35	22.73	3.84	21.85	63.77
HS200622-EP06	ESTEVAN PT	VI	49.166	126.908	23-Jun-06	14:33	150	00:06	45.07	6.34	2.76	9.37	63.54
HS200622-EP07	ESTEVAN PT	VI	49.134	126.978	23-Jun-06	15:43	150	00:05	2.97	3.25	0.99	6.64	13.85
HS200622-VI08	2 nmi OFF KAINS IS - QUATSINO	VI	50.419	128.001	24-Jun-06	07:14	144	00:05	0	8.35	3.21	9.21	20.77
HS200622-VI09	5.5 nmi OFF KAINS IS - QUATSINO	VI	50.355	128.113	24-Jun-06	08:49	80	00:03	25.17	4.5	3.6	26.07	59.34
HS200622-VI10	10.5 nmi OFF KAINS IS - QUATSINO	VI	50.301	128.203	24-Jun-06	10:19	150	00:06	50.04	11.49	9.89	12.95	84.37
HS200622-VI11	2 nmi W KAINS IS - QUATSINO	VI	50.421	128.088	24-Jun-06	12:49	53	00:02	4.44	17.03	2.96	23.69	48.12
HS200622-VI12	2 nmi OFF TOPKNOT PT	VI	50.511	128.260	24-Jun-06	15:05	32	00:01	19.02	10.65	1.52	41.83	73.02
HS200622-VI13	1.5 W OFF SAN JOSEF BAY	VI	50.632	128.378	24-Jun-06	16:48	43	00:02	3.02	6.05	2.52	44.86	56.45
HS200622-T07	TRIANGLE IS	VI	50.822	129.221	25-Jun-06	07:14	81	00:04	25.06	15.13	4.52	15.58	60.28
HS200622-T06	TRIANGLE IS	VI	50.937	128.995	25-Jun-06	09:00	46	00:02	135.44	37.23	5.54	50.69	228.9
HS200622-T05	TRIANGLE IS	QCSD	51.005	128.865	25-Jun-06	10:19	49	00:02	47.9	17.56	7.19	55.49	128.14
HS200622-T04	TRIANGLE IS	QCSD	51.073	128.736	25-Jun-06	11:56	49	00:02	218.49	66.53	4.54	31	320.55

Table 5. Zooplankton data from bongo tows collected on the CCGS W.E. Ricker survey to the Gulf of Alaska, 21/06/2006 - 30/06/2006.

Station ID	Station Name	Region	Latitude (°N)	Longitude (°W)	Date	Time	Target Depth (m)	Tow Duration	Plankton Weights by Size Faction (g dry / 1000 cu m)				
									8.0mm	1.7mm	1.0mm	0.25mm	Total
HS200622-T03	TRIANGLE IS	QCSD	51.142	128.599	25-Jun-06	13:22	128	00:05	10.93	12.06	2.89	11.57	37.46
HS200622-T02	TRIANGLE IS	QCSD	51.207	128.470	25-Jun-06	14:51	150	00:06	5.21	11.19	5.21	20.38	41.99
HS200622-T01	TRIANGLE IS	QCSD	51.274	128.337	25-Jun-06	16:20	68	00:03	48.87	9.26	2.06	37.55	97.74
HS200622-H01	HECATE ST	HS	52.205	129.180	26-Jun-06	07:15	145	00:05	33.87	21.9	4.97	9.03	69.77
HS200622-H02	HECATE ST	HS	52.257	129.440	26-Jun-06	09:09	150	00:07	11.47	12.16	9.68	16.45	49.76
HS200622-H03	HECATE ST	HS	52.318	129.698	26-Jun-06	11:08	150	00:06	12.37	10.82	2.81	9.98	35.98
HS200622-H04	HECATE ST	HS	52.373	129.958	26-Jun-06	13:08	150	00:05	12.06	10.25	3.47	10.7	36.48
HS200622-H05	HECATE ST	HS	52.436	130.216	26-Jun-06	15:15	150	00:06	17.75	8.76	2.92	8.76	38.19
HS200622-H06	HECATE ST	HS	52.483	130.487	26-Jun-06	17:46	150	00:06	10.62	17.69	12.64	20.73	61.68
HS200622-DX01	DIXON E-5 nmi N ROSE SPIT	DE	54.237	131.686	27-Jun-06	07:04	93	00:04	25.08	14.29	16.72	43.15	99.26
HS200622-DX02	DIXON E-12 nmi NW ROSE SPIT	DE	54.316	131.868	27-Jun-06	08:48	150	00:06	42.02	18.55	21.34	54	135.91
HS200622-DX03	DIXON E-20 nmi NW ROSE SPIT	DE	54.386	132.028	27-Jun-06	10:27	150	00:06	0.79	12.84	6.52	20.15	40.3
HS200622-DX04	DIXON E-22 nmi SE C MUZON	DE	54.448	132.185	27-Jun-06	12:08	150	00:05	0	25.55	11.12	25.13	61.81
HS200622-DX05	DIXON E-13.5 nmi SE C MUZON	DE	54.518	132.368	27-Jun-06	13:53	150	00:05	5.71	26.84	13.16	21.3	67
HS200622-DX06	DIXON E-6 nmi SE C MUZON	DE	54.599	132.546	27-Jun-06	15:37	122	00:04	23.15	9.49	6.99	30.31	69.95
HS200622-SEA01	3 nmi SW C MUZON	SEA	54.617	132.727	27-Jun-06	17:38	95	00:04	33.28	3.85	5.78	19.53	62.44
HS200622-FI02	FORRESTER IS	SEA	54.778	133.190	28-Jun-06	07:10	150	00:06	14.73	7.72	5.21	17.96	45.62
HS200622-FI01	FORRESTER IS	SEA	54.787	133.055	28-Jun-06	09:20	109	00:06	4.55	9.48	13.08	49.29	76.4
HS200622-FI03	FORRESTER IS	SEA	54.765	133.318	28-Jun-06	11:04	95	00:05	107.4	19.47	3.04	129	258.92
HS200622-FI04	FORRESTER IS	SEA	54.753	133.448	28-Jun-06	12:30	128	00:04	3.39	10.42	3.15	8.48	25.43
HS200622-FI05	FORRESTER IS	SEA	54.737	133.575	28-Jun-06	14:00	150	00:06	0	7.87	6.2	23.44	37.51
HS200622-FI06	FORRESTER IS	SEA	54.726	133.711	28-Jun-06	15:26	150	00:05	0.47	7.76	1.55	14.27	24.05
HS200622-FI07	FORRESTER IS	SEA	54.715	133.840	28-Jun-06	16:47	150	00:06	6.88	11.31	1.48	6.88	26.56
HS200622-QC101	FREDERICK IS - WEST COAST QCI	QCI	53.931	133.388	29-Jun-06	07:09	53	00:03	0	3.35	2.87	26.76	32.98
HS200622-QC102	TIAN HEAD - WEST COAST QCI	QCI	53.835	133.221	29-Jun-06	08:47	49	00:03	13.2	11.88	9.9	76.56	111.54
HS200622-QC103	SALVESEN PT - WEST COAST QCI	QCI	53.728	133.094	29-Jun-06	10:25	95	00:04	0	2.18	4.05	36.49	42.72
HS200622-QC104	HIPPA IS - WEST COAST QCI	QCI	53.570	133.059	29-Jun-06	12:10	133	00:05	0	4.41	2.3	18.04	24.76
HS200622-QC105	KUNAKUN PT - WEST COAST QCI	QCI	53.446	132.901	29-Jun-06	13:50	100	00:04	0	1.8	1.4	24.15	27.34
HS200622-QC106	KANO INLET - WEST COAST QCI	QCI	53.301	132.814	29-Jun-06	15:33	139	00:05	0	3.27	1.33	8	12.61

Table 5. Zooplankton data from bongo tows collected on the CCGS *W.E. Ricker* survey to the Gulf of Alaska, 21/06/2006 - 30/06/2006.

Station ID	Station Name	Region	Latitude (°N)	Longitude (°W)	Date	Time	Target Depth (m)	Tow Duration	Plankton Weights by Size Fraction (g dry / 1000 cu m)				
									8.0mm	1.7mm	1.0mm	0.25mm	Total
HS200622-QCI09	MORESBY IS - WEST COAST QCI	QCI	52.641	132.011	30-Jun-06	07:16	131	00:07	0	1.67	1.29	7.46	10.42
HS200622-QCI11	MORESBY IS - WEST COAST QCI	QCI	52.431	131.685	30-Jun-06	10:43	150	00:06	2.15	136.81	2.15	5.17	146.29

Table 5 - Page 3 of 3



Table 6. Coded Wire Tag (CWT) data collected on the CCGS *W.E. Ricker* survey to the Gulf of Alaska, 21/06/2006 - 30/06/2006.

CWT	Fish Number	Species	Recovery Date	Recovery Region	Recovery Fork Length (mm)	Release Area	Release Agency	Hatchery	Brood Year	Date of First Release	Date of Last Release	Age
T052181	HS200622-H01-124-001	CHINOOK	26-Jun-06	HS	182	UPCR	FWS	WINTHROP NFH	2004	20-Apr-06	20-Apr-06	1.0
T632790	HS200622-JF05-124-002	CHINOOK	21-Jun-06	JF	410	MPS	SUQ	GROVERS CR HATCHERY	2004	12-May-05	19-May-05	0.1
T632877	HS200622-JF05-124-008	CHINOOK	21-Jun-06	JF	374	MPS	WDFW	ICY CR HATCHERY	2004	18-Apr-05	30-Apr-05	0.1
T632972	HS200622-JF05-124-001	CHINOOK	21-Jun-06	JF	395	MPS	WDFW	ISSAQUAH HATCHERY	2004	05-Jun-05	05-Jun-05	0.1
T633166	HS200622-QC10-124-003	CHINOOK	30-Jun-06	QC1	227	UPCR	WDFW		2004	28-Apr-06	28-Apr-06	1.0
T052198	HS200622-SEA01-124-002	CHINOOK	27-Jun-06	SEA	217	CECR	FWS	LTL WHITE SALMON NFH	2004	13-Apr-06	13-Apr-06	1.0
T632393	HS200622-SEA01-124-003	CHINOOK	27-Jun-06	SEA	210	LOCR	WDFW	LEWIS RIVER HATCHERY	2004	21-Mar-06	21-Mar-06	1.0
T632789	HS200622-VI01-124-001	CHINOOK	21-Jun-06	VI	374	STIL	WDFW	WALLACE R HATCHERY	2004	01-Jun-05	02-Jun-05	0.1
T632795	HS200622-VI01-124-013	CHINOOK	21-Jun-06	VI	390	NOOK	WDFW	SAMISH HATCHERY	2004	13-May-05	13-May-05	0.1
T632799	HS200622-VI02-124-001	CHINOOK	22-Jun-06	VI	221	CRGN	WDFW		2004	21-Apr-06	30-Apr-06	1.0
T633169	HS200622-VI02-124-004	CHINOOK	22-Jun-06	VI	198	UPCR	WDFW		2004	17-May-06	27-May-06	1.0
T631864	HS200622-VI02-124-006	CHINOOK	22-Jun-06	VI	695	MPS	WDFW	ICY CR HATCHERY	2002	01-May-04	03-May-04	1.2
BLANK	HS200622-EP01-124-012		23-Jun-06	VI	226							
BLANK	HS200622-EP01-124-009		23-Jun-06	VI	218							
T051584	HS200622-EP02-124-011	CHINOOK	23-Jun-06	VI	178	UPCR	FWS	LEAVENWORTH HATCHERY	2004	17-Apr-06	17-Apr-06	1.0
T051584	HS200622-EP02-124-003	CHINOOK	23-Jun-06	VI	178	UPCR	FWS	LEAVENWORTH HATCHERY	2004	17-Apr-06	17-Apr-06	1.0
T052181	HS200622-EP03-124-023	CHINOOK	23-Jun-06	VI	167	UPCR	FWS	WINTHROP NFH	2004	20-Apr-06	20-Apr-06	1.0
T054862	HS200622-EP02-124-012	CHINOOK	23-Jun-06	VI	166	UPCR	FWS	LEAVENWORTH HATCHERY	2004	17-Apr-06	17-Apr-06	1.0
T092022	HS200622-EP01-124-014	CHINOOK	23-Jun-06	VI	225	LOCR	ODFW	CLACKAMAS HATCHERY	2004		15-Mar-06	1.0
T094213	HS200622-EP03-124-009	CHINOOK	23-Jun-06	VI	167	SNAK	ODFW	LOOKINGGLASS HATCH	2004	27-Mar-06	12-Apr-06	1.0
T094255	HS200622-EP03-124-004	CHINOOK	23-Jun-06	VI	190	LOCR	ODFW	LEABURG HATCHERY	2004		05-May-06	1.0
T094256	HS200622-EP01-124-006	CHINOOK	23-Jun-06	VI	182	LOCR	ODFW	LEABURG HATCHERY	2004		16-May-06	1.0
T106876	HS200622-EP02-124-017	CHINOOK	23-Jun-06	VI	215	SNAK	IDFG	RAPID RIVER HATCHERY	2004	15-Mar-06	24-Apr-06	1.0
T107576	HS200622-EP03-124-021	CHINOOK	23-Jun-06	VI	148	SNAK	IDFG	RAPID RIVER HATCHERY	2004	15-Mar-06	24-Apr-06	1.0
T108275	HS200622-EP01-124-013	CHINOOK	23-Jun-06	VI	187	SNAK	IDFG	MCCALL HATCHERY	2004	20-Mar-06	23-Mar-06	1.0
T108375	HS200622-EP03-124-025	CHINOOK	23-Jun-06	VI	170	SNAK	IDFG	MCCALL HATCHERY	2004	20-Mar-06	23-Mar-06	1.0
T109475	HS200622-EP03-124-015	CHINOOK	23-Jun-06	VI	163	SNAK	IDFG	MCCALL HATCHERY	2004	13-Mar-06	15-Mar-06	1.0

Table 6. Coded Wire Tag (CWT) data collected on the CCGS W.E. Ricker survey to the Gulf of Alaska, 21/06/2006 - 30/06/2006.

CWT	Fish Number	Species	Recovery Date	Recovery Region	Recovery Fork Length (mm)	Release Area	Release Agency	Hatchery	Brood Year	Date of First Release	Date of Last Release	Age
T109575	HS200622-EP02-124-005	CHINOOK	23-Jun-06	VI	156	SNAK	IDFG	MCCALL HATCHERY	2004	13-Mar-06	15-Mar-06	1.0
T632373	HS200622-EP03-124-018	CHINOOK	23-Jun-06	VI	189	UPCR	WDFW		2004	21-May-06	21-May-06	1.0
T632373	HS200622-EP02-124-006	CHINOOK	23-Jun-06	VI	185	UPCR	WDFW		2004	21-May-06	21-May-06	1.0
T632864	HS200622-EP02-124-008	CHINOOK	23-Jun-06	VI	245	CRGN	WDFW		2004	21-Apr-06	30-Apr-06	1.0
T632878	HS200622-EP02-124-014	CHINOOK	23-Jun-06	VI	171	UPCR	WDFW	TWISP ACCLIMATION PD	2004	18-Apr-06	22-Apr-06	1.0
T632887	HS200622-EP03-124-010	CHINOOK	23-Jun-06	VI	181	SNAK	WDFW		2004	03-Apr-06	26-Apr-06	1.0
T632891	HS200622-EP03-124-002	CHINOOK	23-Jun-06	VI	178	UPCR	WDFW		2004	01-May-06	17-May-06	1.0
T632898	HS200622-EP02-124-021	CHINOOK	23-Jun-06	VI	179	UPCR	WDFW		2004	17-Apr-06	17-May-06	1.0
T632898	HS200622-EP01-124-008	CHINOOK	23-Jun-06	VI	184	UPCR	WDFW		2004	17-Apr-06	17-May-06	1.0
T632981	HS200622-EP01-124-004	CHINOOK	23-Jun-06	VI	248	JUAN	WDFW		2004	17-Apr-06	19-Apr-06	1.0
T633165	HS200622-EP01-124-011	CHINOOK	23-Jun-06	VI	209	UPCR	WDFW		2004	28-Apr-06	28-Apr-06	1.0
T633168	HS200622-EP02-124-013	CHINOOK	23-Jun-06	VI	185	UPCR	WDFW		2004	17-Apr-06	27-Apr-06	1.0
T633168	HS200622-EP02-124-009	CHINOOK	23-Jun-06	VI	188	UPCR	WDFW		2004	17-Apr-06	27-Apr-06	1.0
T633168	HS200622-EP03-124-005	CHINOOK	23-Jun-06	VI	190	UPCR	WDFW		2004	17-Apr-06	27-Apr-06	1.0
T633169	HS200622-EP01-124-016	CHINOOK	23-Jun-06	VI	170	UPCR	WDFW		2004	17-May-06	27-May-06	1.0
T633169	HS200622-EP02-124-002	CHINOOK	23-Jun-06	VI	215	UPCR	WDFW		2004	17-May-06	27-May-06	1.0
T633284	HS200622-EP01-124-001	CHINOOK	23-Jun-06	VI	245	SNAK	WDFW	LYONS FERRY HATCHERY	2004	05-Apr-06	10-Apr-06	1.0
BLANK	HS200622-VI12-124-001		24-Jun-06	VI	223							
T632898	HS200622-VI12-124-005	CHINOOK	24-Jun-06	VI	190	UPCR	WDFW		2004	17-Apr-06	17-May-06	1.0
T633165	HS200622-VI12-124-002	CHINOOK	24-Jun-06	VI	239	UPCR	WDFW		2004	28-Apr-06	28-Apr-06	1.0
BLANK	HS200622-T06-124-002		25-Jun-06	VI	240							
T632898	HS200622-T07-124-003	CHINOOK	25-Jun-06	VI	185	UPCR	WDFW		2004	17-Apr-06	17-May-06	1.0
T633169	HS200622-T06-124-001	CHINOOK	25-Jun-06	VI	199	UPCR	WDFW		2004	17-May-06	27-May-06	1.0
T633198	HS200622-JF04-115-001	COHO	21-Jun-06	JF	202	HOOD	PGAM	PORT GAMBLE BAY PENS	2004			1.0
T210579	HS200622-JF03-115-007	COHO	21-Jun-06	JF	503	MPS	COOP	ELLIOTT BAY TRIBAL NP	2003	24-May-05	24-May-05	1.1
T052664	HS200622-SEA01-115-046	COHO	27-Jun-06	SEA	202	CRGN	WDFW	WELLS HATCHERY	2004	21-Apr-06	27-Apr-06	1.0
T092017	HS200622-SEA01-115-086	COHO	27-Jun-06	SEA	236	NOOR	ODFW	SALMON R HATCHERY	2004		25-Apr-06	1.0

Table 6. Coded Wire Tag (CWT) data collected on the CCGS *W.E. Ricker* survey to the Gulf of Alaska, 21/06/2006 - 30/06/2006.

CWT	Fish Number	Species	Recovery Date	Recovery Region	Recovery Fork Length (mm)	Release Area	Release Agency	Hatchery	Brood Year	Date of First Release	Date of Last Release	Age
T210635	HS200622-SEA01-115-081	COHO	27-Jun-06	SEA	217	NWC	QDNR	SALMON R FISH CULTUR	2004			1.0
T631993	HS200622-SEA01-115-092	COHO	27-Jun-06	SEA	202	GRAY	WDFW		2004	01-Apr-06	01-Apr-06	1.0
T633092	HS200622-SEA01-115-015	COHO	27-Jun-06	SEA	230	WILP	WDFW		2004	01-Apr-06	15-Apr-06	1.0
T633189	HS200622-SEA01-115-028	COHO	27-Jun-06	SEA	220	NWC	WDFW	SOLDUC HATCHERY	2004	15-Apr-06	18-Apr-06	1.0
T633189	HS200622-SEA01-115-038	COHO	27-Jun-06	SEA	225	NWC	WDFW	SOLDUC HATCHERY	2004	15-Apr-06	18-Apr-06	1.0
T094307	HS200622-FI02-115-005	COHO	28-Jun-06	SEA	222	LOCR	ODFW	SANDY HATCHERY	2004		17-Apr-06	1.0
T183025	HS200622-FI02-115-003	COHO	28-Jun-06	SEA	213	WCVI	CDFO	H-ROBERTSON CR	2004	12-May-06	12-May-06	1.0
T633091	HS200622-FI01-115-010	COHO	28-Jun-06	SEA	237	WILP	WDFW		2004	01-Apr-06	15-Apr-06	1.0
T052697	HS200622-VI05-115-004	COHO	22-Jun-06	VI	190	UPCR	YAKA	LEAVENWORTH HATCHERY	2004	12-Apr-06	12-Apr-06	1.0
T052767	HS200622-VI02-115-004	COHO	22-Jun-06	VI	185	HOOD	FWS	QUILCENE NFH	2004	27-Apr-06	03-May-06	1.0
T210552	HS200622-VI03-115-009	COHO	22-Jun-06	VI	553	NOOK	LUMM	SKOOKUM CR HATCHERY	2003	13-May-05	17-May-05	1.1
T210554	HS200622-VI03-115-010	COHO	22-Jun-06	VI	602	HOOD	COOP	PORT GAMBLE BAY PENS	2003	28-Apr-05	28-Apr-05	1.1
T050368	HS200622-EP03-115-084	COHO	23-Jun-06	VI	255	NWC	FWS	QUINault NFH -COOK C	2004	30-Mar-06	26-Apr-06	1.0
T050484	HS200622-EP03-115-046	COHO	23-Jun-06	VI	200	LOCR	FWS	EAGLE CR NFH	2004	17-May-06	17-May-06	1.0
T050484	HS200622-EP01-115-050	COHO	23-Jun-06	VI	212	LOCR	FWS	EAGLE CR NFH	2004	17-May-06	17-May-06	1.0
T051074	HS200622-EP02-115-029	COHO	23-Jun-06	VI	208	NWC	FWS	QUINault NFH -COOK C	2004	30-Mar-06	26-Apr-06	1.0
T051499	HS200622-EP03-115-108	COHO	23-Jun-06	VI	180	NWC	FWS	QUINault NFH -COOK C	2004	30-Mar-06	26-Apr-06	1.0
T052572	HS200622-EP02-115-002	COHO	23-Jun-06	VI	188	UPCR	FWS	WINTHROP NFH	2004	28-Apr-06	28-Apr-06	1.0
T052664	HS200622-EP02-115-001	COHO	23-Jun-06	VI	203	CRGN	WDFW	WELLS HATCHERY	2004	21-Apr-06	27-Apr-06	1.0
T052664	HS200622-EP01-115-018	COHO	23-Jun-06	VI	185	CRGN	WDFW	WELLS HATCHERY	2004	21-Apr-06	27-Apr-06	1.0
T052664	HS200622-EP03-115-133	COHO	23-Jun-06	VI	191	CRGN	WDFW	WELLS HATCHERY	2004	21-Apr-06	27-Apr-06	1.0
T052664	HS200622-EP03-115-136	COHO	23-Jun-06	VI	186	CRGN	WDFW	WELLS HATCHERY	2004	21-Apr-06	27-Apr-06	1.0
T052664	HS200622-EP02-115-028	COHO	23-Jun-06	VI	198	CRGN	WDFW	WELLS HATCHERY	2004	21-Apr-06	27-Apr-06	1.0
T052665	HS200622-EP03-115-027	COHO	23-Jun-06	VI	188	CRGN	WDFW	WELLS HATCHERY	2004	21-Apr-06	27-Apr-06	1.0
T052667	HS200622-EP03-115-114	COHO	23-Jun-06	VI	183	UPCR	YAKA	LEAVENWORTH HATCHERY	2004	07-May-06	15-Jun-06	1.0
T052669	HS200622-EP03-115-112	COHO	23-Jun-06	VI	183	UPCR	YAKA	LEAVENWORTH HATCHERY	2004	12-Apr-06	12-Apr-06	1.0
T052669	HS200622-EP03-115-038	COHO	23-Jun-06	VI	186	UPCR	YAKA	LEAVENWORTH HATCHERY	2004	12-Apr-06	12-Apr-06	1.0

Table 6. Coded Wire Tag (CWT) data collected on the CCGS *W.E. Ricker* survey to the Gulf of Alaska, 21/06/2006 - 30/06/2006.

CWT	Fish Number	Species	Recovery Date	Recovery Region	Recovery Fork Length (mm)	Release Area	Release Agency	Hatchery	Brood Year	Date of First Release	Date of Last Release	Age
T052680	HS200622-EP03-115-109	COHO	23-Jun-06	VI	172	UPCR	YAKA	LEAVENWORTH HATCHERY	2004	15-Apr-06	15-Apr-06	1.0
T052680	HS200622-EP03-115-043	COHO	23-Jun-06	VI	180	UPCR	YAKA	LEAVENWORTH HATCHERY	2004	15-Apr-06	15-Apr-06	1.0
T052681	HS200622-EP01-115-038	COHO	23-Jun-06	VI	177	UPCR	YAKA	LEAVENWORTH HATCHERY	2004	15-Apr-06	15-Apr-06	1.0
T052692	HS200622-EP03-115-124	COHO	23-Jun-06	VI	185	UPCR	YAKA	LEAVENWORTH HATCHERY	2004	12-Apr-06	12-Apr-06	1.0
T052696	HS200622-EP01-115-047	COHO	23-Jun-06	VI	180	UPCR	YAKA	LEAVENWORTH HATCHERY	2004	12-Apr-06	12-Apr-06	1.0
T052698	HS200622-EP02-115-016	COHO	23-Jun-06	VI	187	UPCR	YAKA	LEAVENWORTH HATCHERY	2004	12-Apr-06	12-Apr-06	1.0
T092042	HS200622-EP01-115-012	COHO	23-Jun-06	VI	176	LOCR	ODFW	BONNEVILLE HATCHERY	2004		12-May-06	1.0
T094245	HS200622-EP02-115-021	COHO	23-Jun-06	VI	195	LOCR	ODFW	BONNEVILLE HATCHERY	2004		29-Apr-06	1.0
T094309	HS200622-EP01-115-011	COHO	23-Jun-06	VI	200	LOCR	ODFW	SANDY HATCHERY	2004		15-Apr-06	1.0
T094309	HS200622-EP01-115-021	COHO	23-Jun-06	VI	195	LOCR	ODFW	SANDY HATCHERY	2004		15-Apr-06	1.0
T183025	HS200622-EP01-115-037	COHO	23-Jun-06	VI	178	WCVI	CDFO	H-ROBERTSON CR	2004	12-May-06	12-May-06	1.0
T631981	HS200622-EP03-115-033	COHO	23-Jun-06	VI	215	LOCR	WDFW	COWLITZ SALMON HATCH	2003	01-May-06	01-May-06	1.0
T631981	HS200622-EP03-115-070	COHO	23-Jun-06	VI	191	LOCR	WDFW	COWLITZ SALMON HATCH	2003	01-May-06	01-May-06	1.0
T631981	HS200622-EP03-115-037	COHO	23-Jun-06	VI	195	LOCR	WDFW	COWLITZ SALMON HATCH	2003	01-May-06	01-May-06	1.0
T633188	HS200622-EP03-115-009	COHO	23-Jun-06	VI	196	NWC	WDFW	SOLDUC HATCHERY	2004	15-Apr-06	15-Apr-06	1.0
T633190	HS200622-EP03-115-107	COHO	23-Jun-06	VI	161	NWC	WDFW	SOLDUC HATCHERY	2004	15-Apr-06	18-Apr-06	1.0
T633264	HS200622-EP03-115-017	COHO	23-Jun-06	VI	224	STIL	WDFW	GEORGE ADAMS HATCHERY	2004	14-Apr-06	14-Apr-06	1.0
T633265	HS200622-EP01-115-051	COHO	23-Jun-06	VI	215	STIL	WDFW	GEORGE ADAMS HATCHERY	2004	14-Apr-06	14-Apr-06	1.0
T631989	HS200622-EP01-115-053	COHO	23-Jun-06	VI	531	SPS	WDFW	SOUTH SOUND NET PENS	2003	27-May-05	31-May-05	1.1
T052470	HS200622-T07-115-004	COHO	25-Jun-06	VI	208	NWC	FWS	QUINULT NFH -COOK C	2004	30-Mar-06	26-Apr-06	1.0
T094306	HS200622-T07-115-012	COHO	25-Jun-06	VI	205	LOCR	ODFW	SANDY HATCHERY	2004		03-May-06	1.0

Table 7. Pit tag data collected for chinook salmon caught on the CCGS *W.E. Ricker* survey to the Gulf of Alaska, 21/06/2006 - 30/06/2006.

PIT	CWT	Fish Number	Recovery Date	Recovery Region	Recovery Fork Length (mm)	Release Site	Columbia R, basin km upstream	Release Date	Interrogation sites
3D9.1BF24A4E1D		HS200622-EP01-124-015	23-Jun-06	VI	165	CROOKR	961	27-MAR-2006 12:00:00	

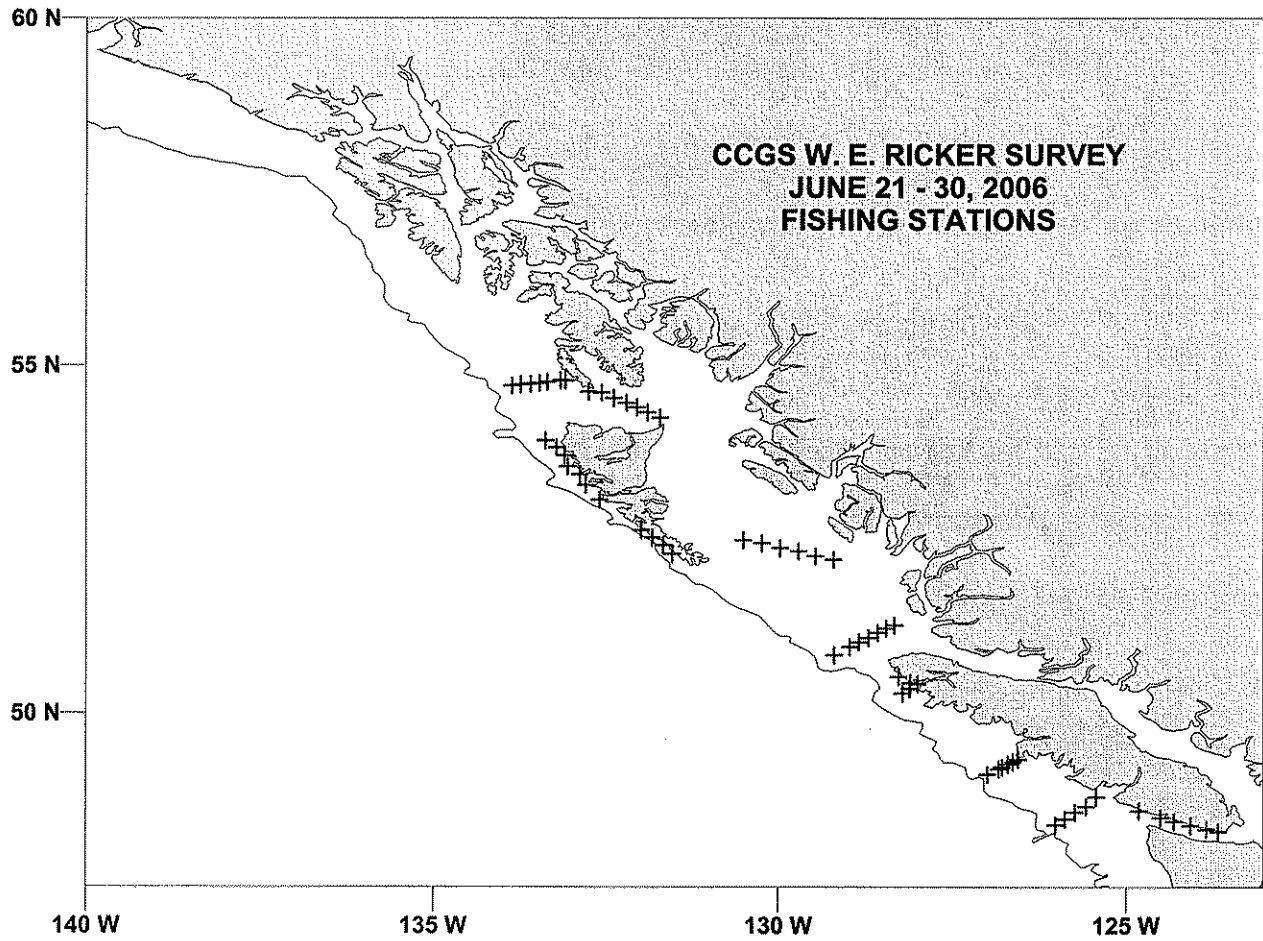


Figure 1. Fishing stations on the *CCGS W.E. Ricker* survey to the Gulf of Alaska, 21/06/2006 - 30/06/2006.

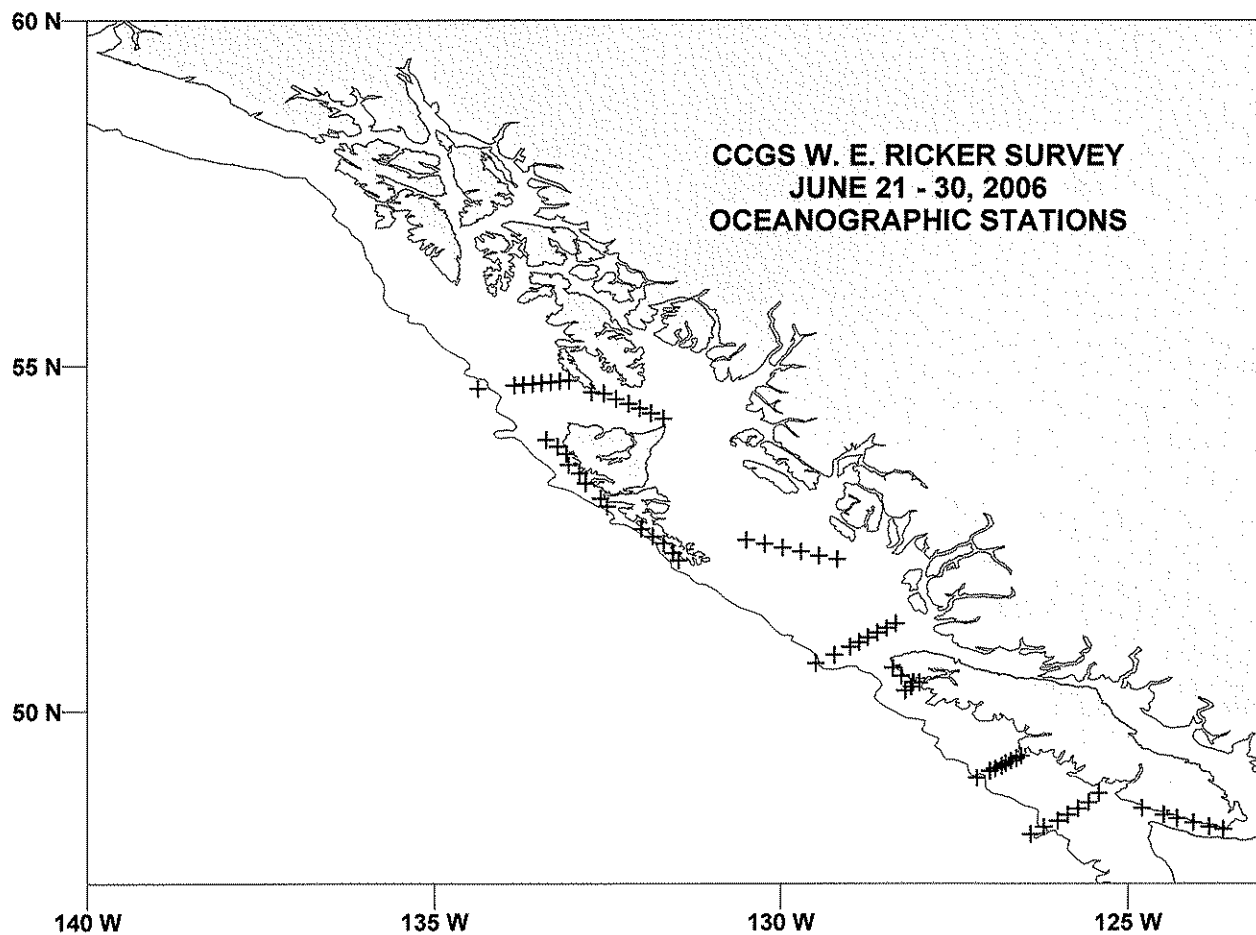


Figure 2. Oceanographic stations on the CCGS *W.E. Ricker* survey to the Gulf of Alaska, 21/06/2006 - 30/06/2006.

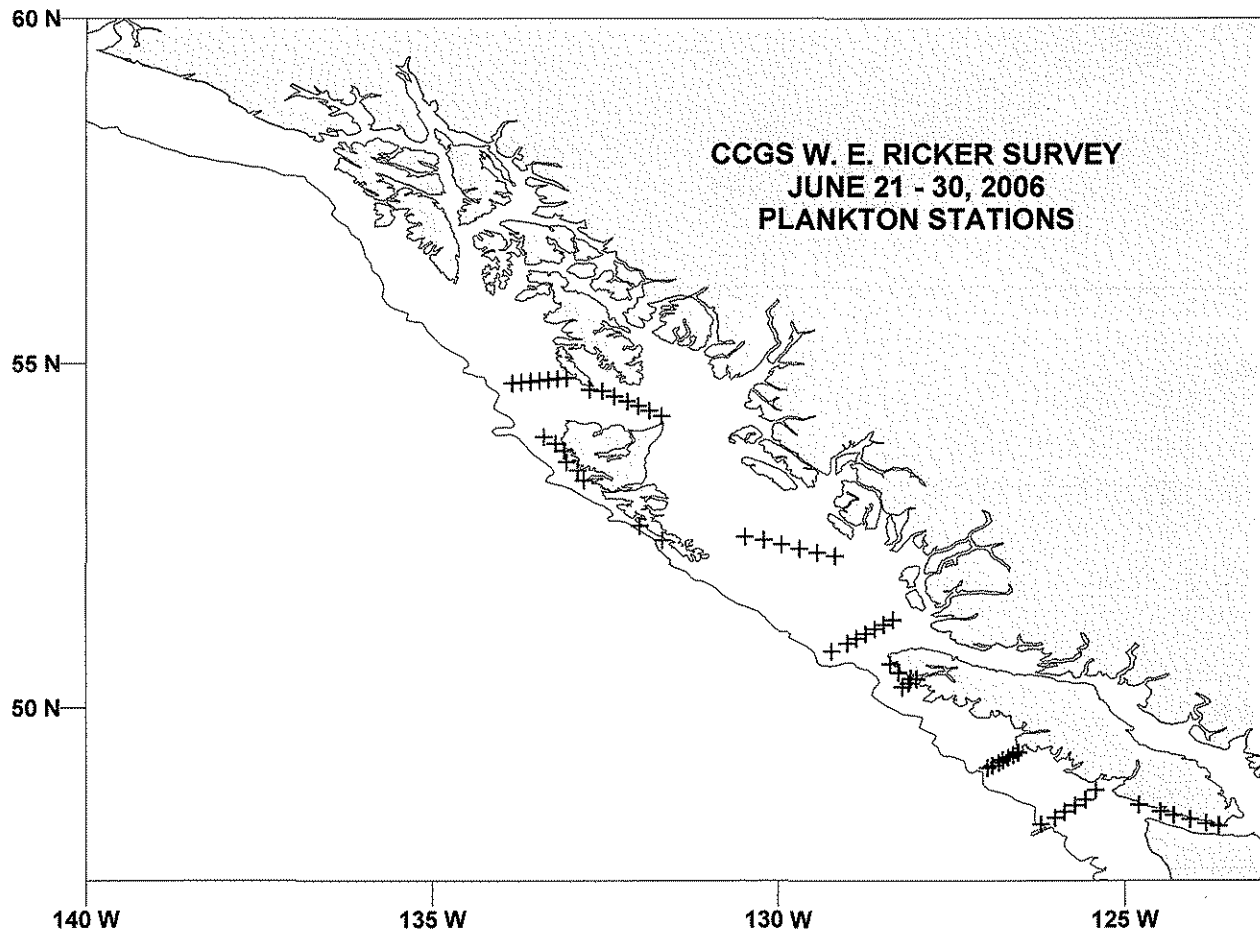


Figure 3. Plankton stations on the *CCGS W.E. Ricker* survey to the Gulf of Alaska, 21/06/2006 - 30/06/2006.



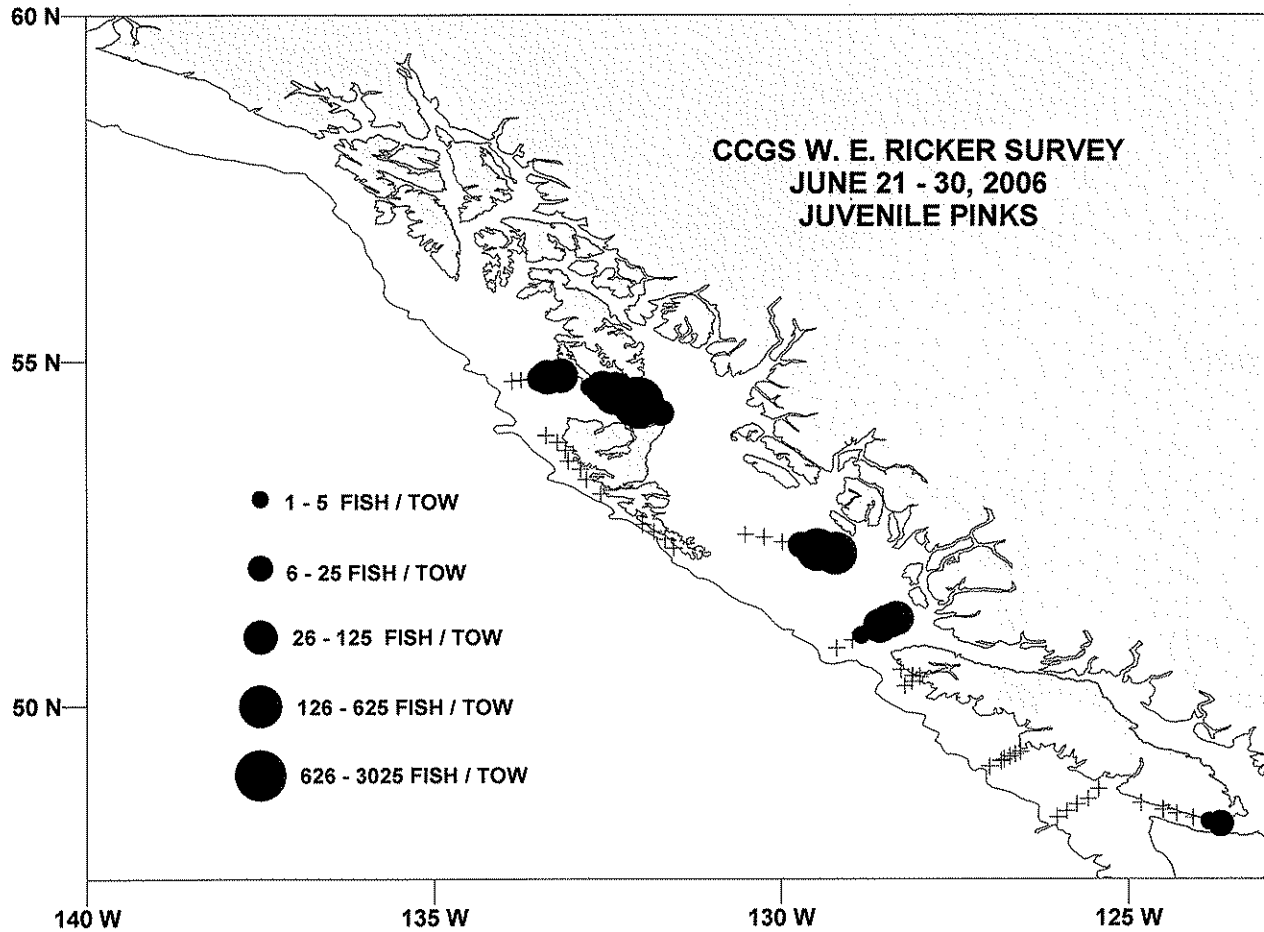


Figure 4. Distribution of catches of age 0.0 juvenile pink salmon. All were less than 200 mm in fork length. Symbol size (●) is proportional to catch per tow; zero catches are shown by a (+).

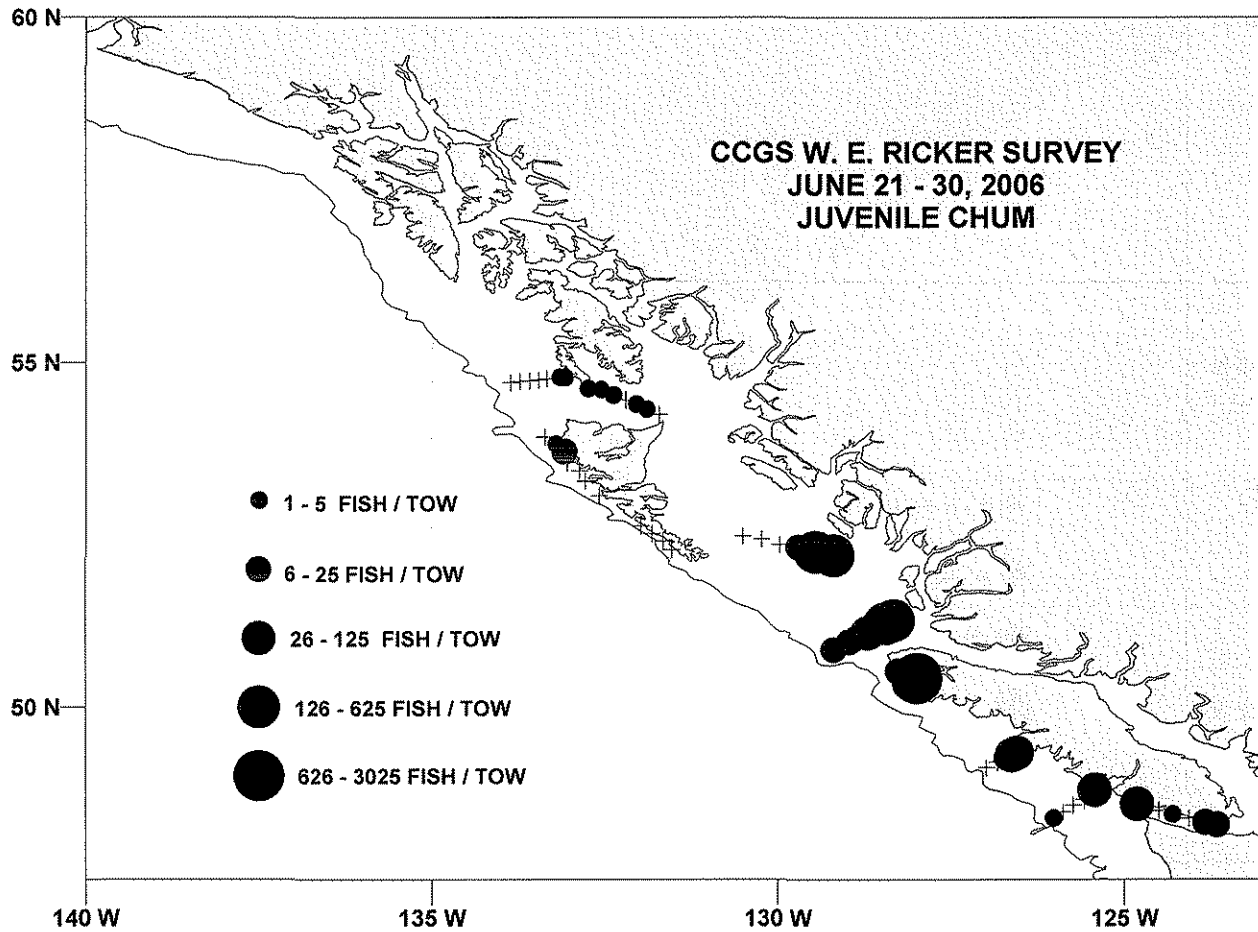


Figure 5. Distribution of catches of age 0.0 juvenile chum salmon. All were less than 200 mm in fork length. Symbol size (●) is proportional to catch per tow; zero catches are shown by a (+)

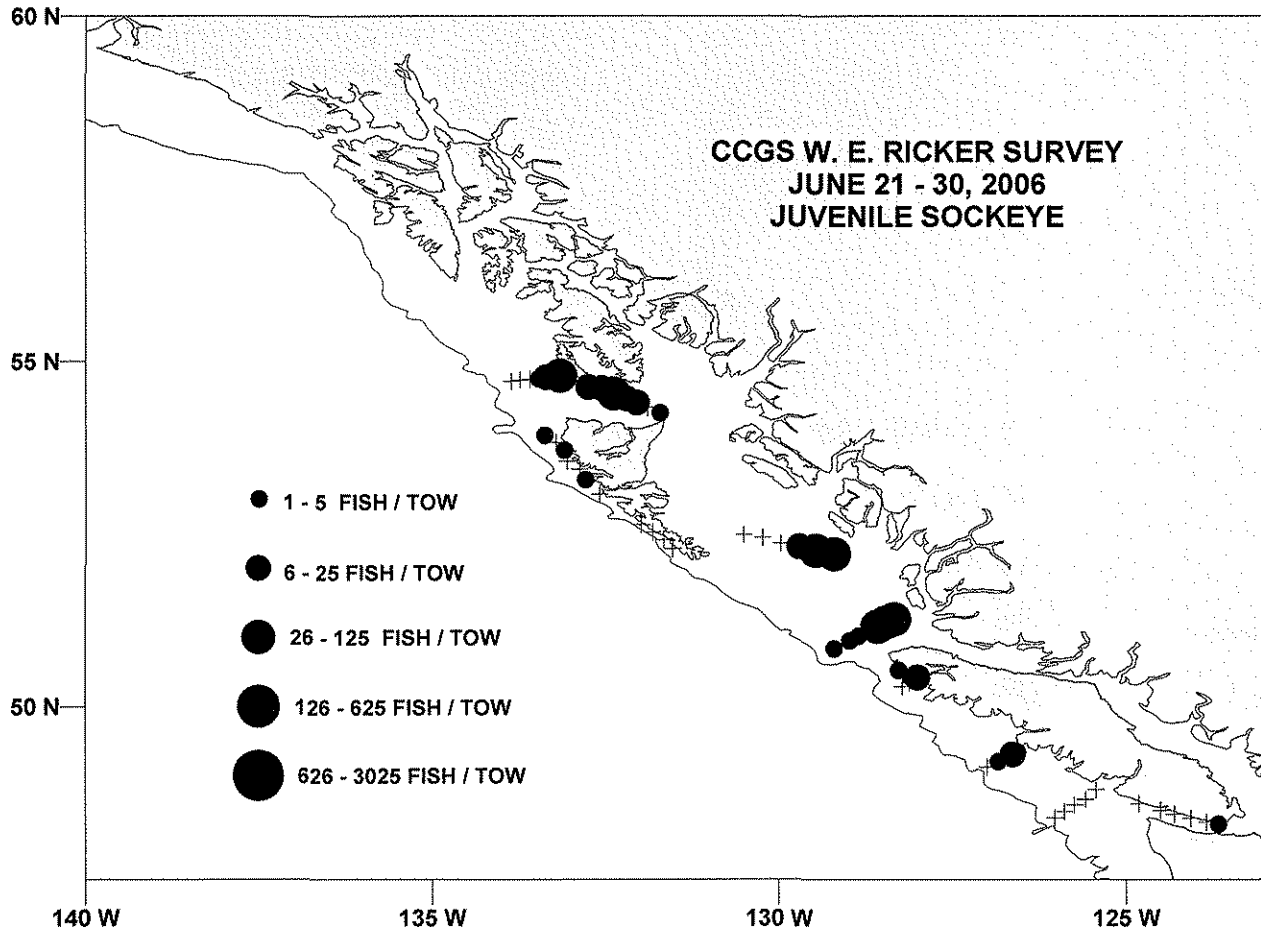


Figure 6. Distribution of catches of age X.0 juvenile sockeye salmon. All were less than 200 mm in fork length. Symbol size (●) is proportional to catch per tow; zero catches are shown by a (+).

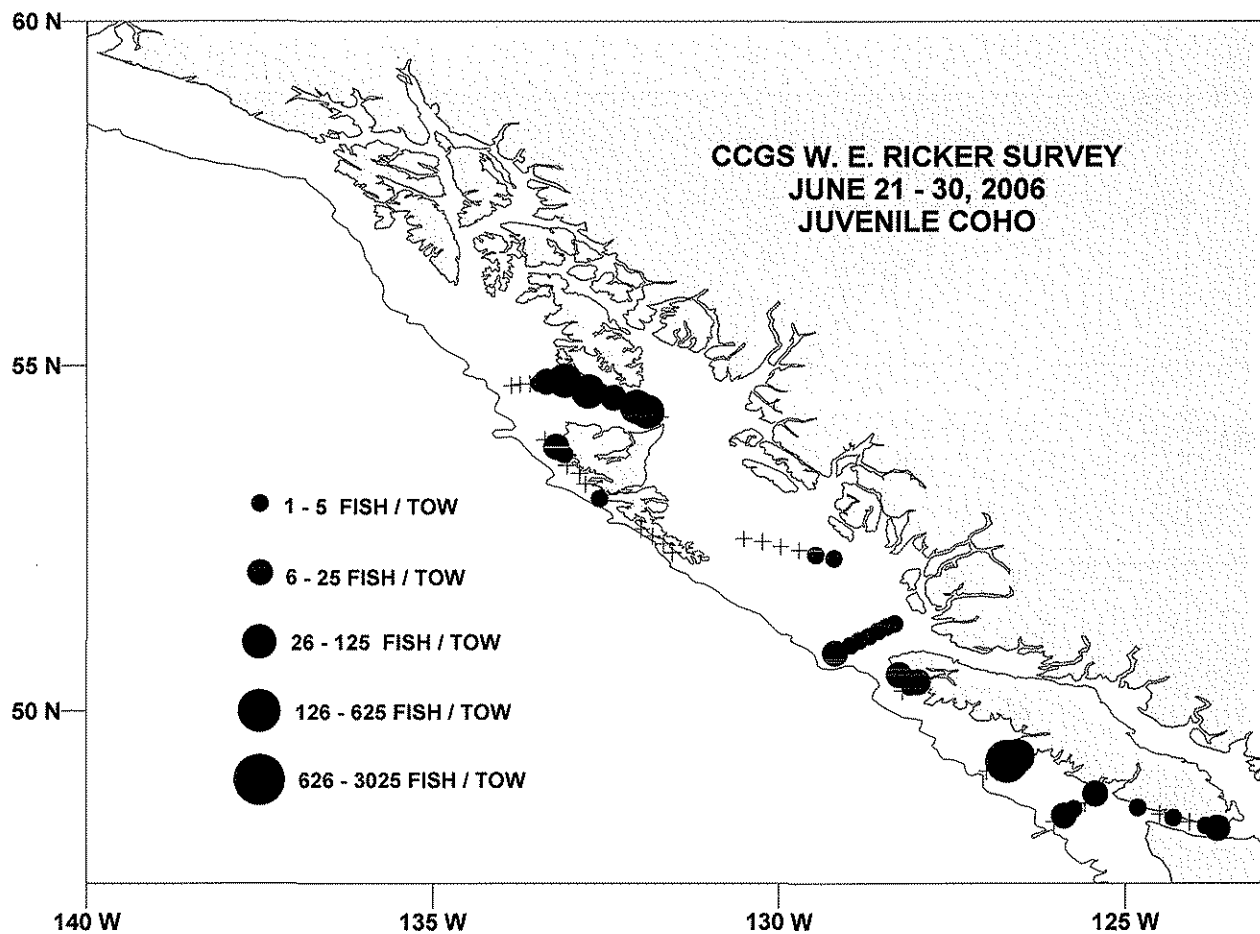


Figure 7. Distribution of catches of age X.0 juvenile coho salmon. All were less than 300 mm in fork length. Symbol size (●) is proportional to catch per tow; zero catches are shown by a (+).

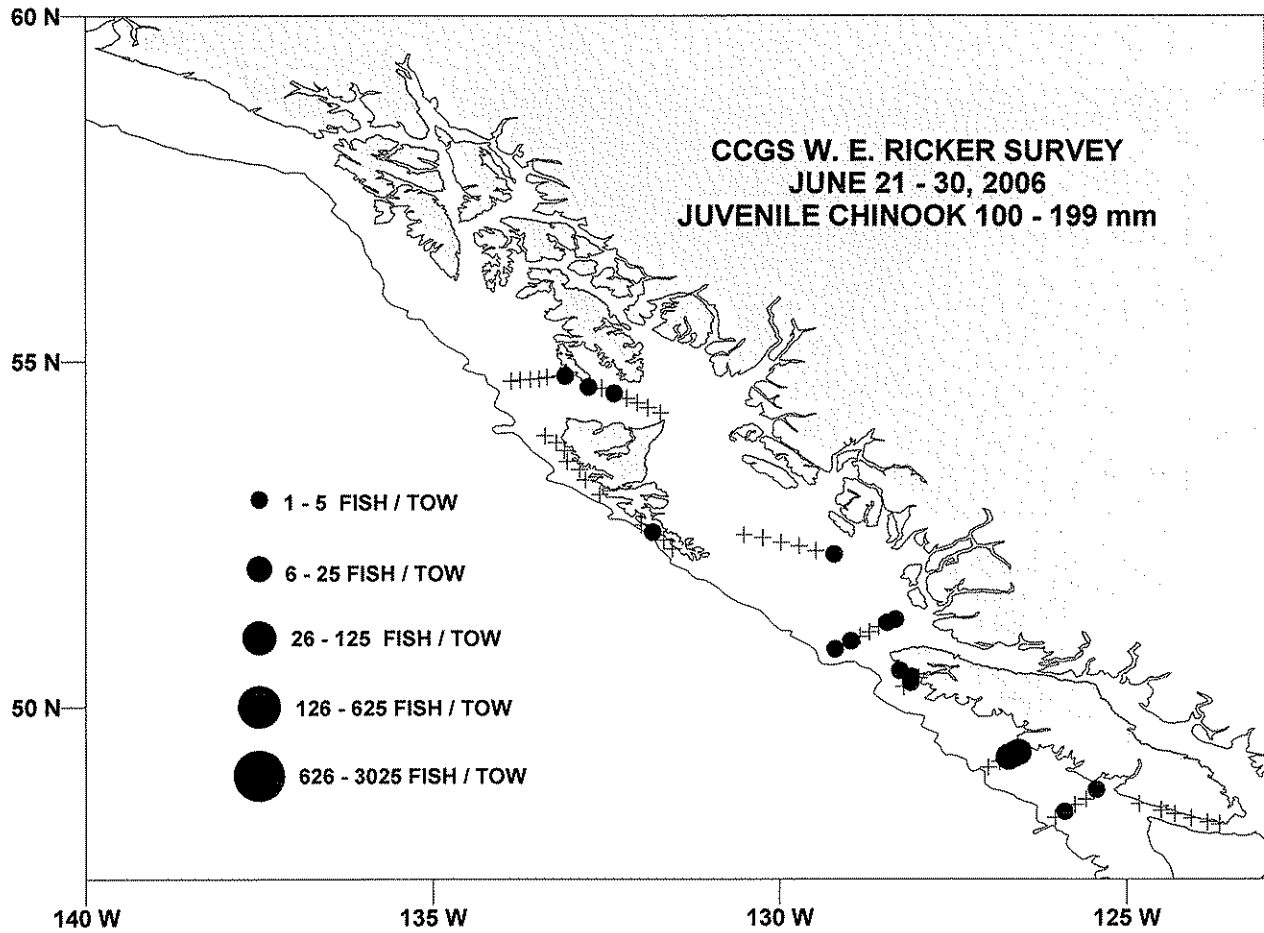


Figure 8. Distribution of catches of juvenile chinook salmon from 100 to 199 mm in fork length. Symbol size (●) is proportional to catch per tow; zero catches are shown by a (+).

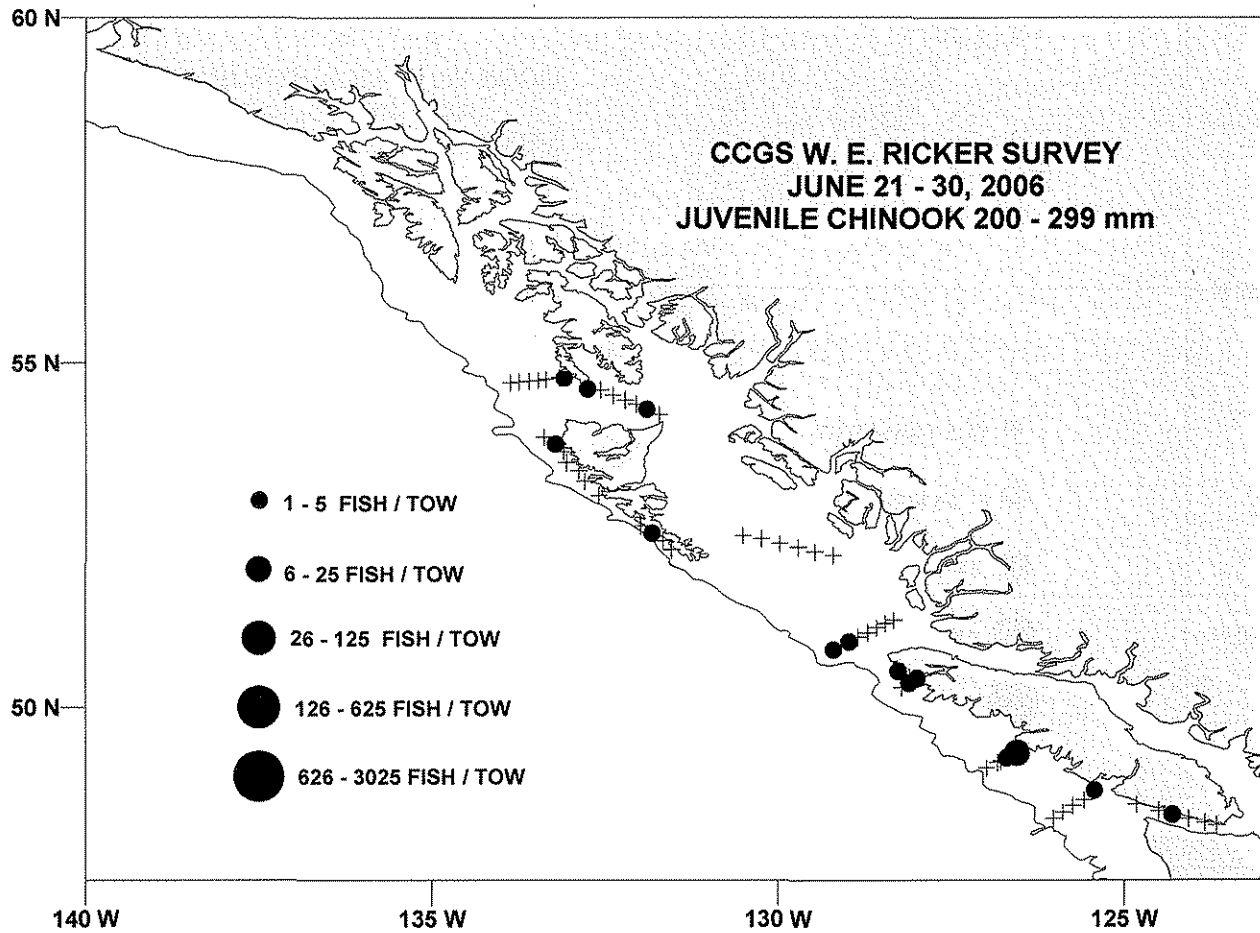


Figure 9. Distribution of catches of juvenile chinook salmon from 200 to 299 mm in fork length. Symbol size (●) is proportional to catch per tow; zero catches are shown by a (+).

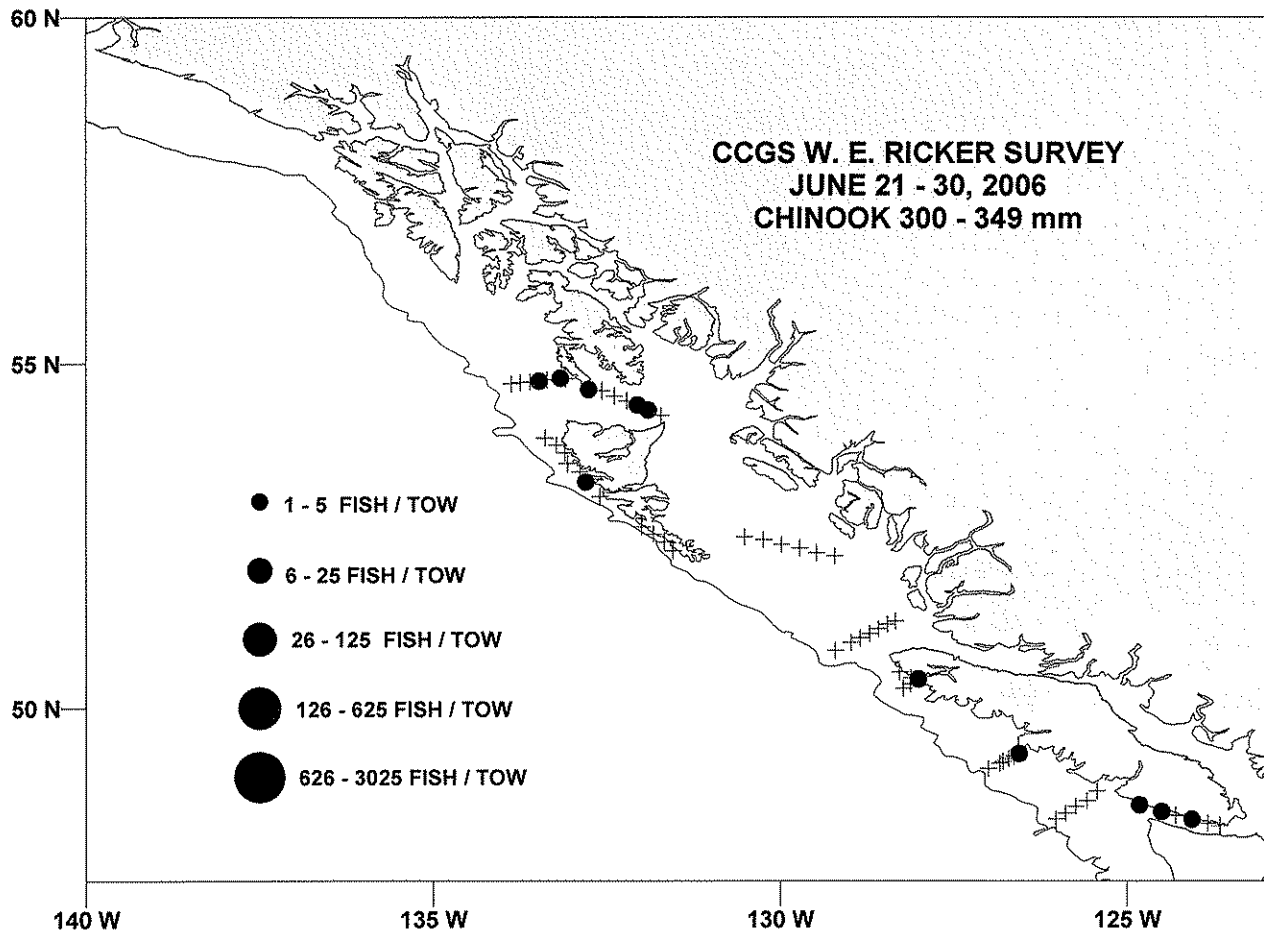


Figure 10. Distribution of catches of chinook salmon from 300 to 349 mm in fork length. Symbol size (●) is proportional to catch per tow; zero catches are shown by a (+).

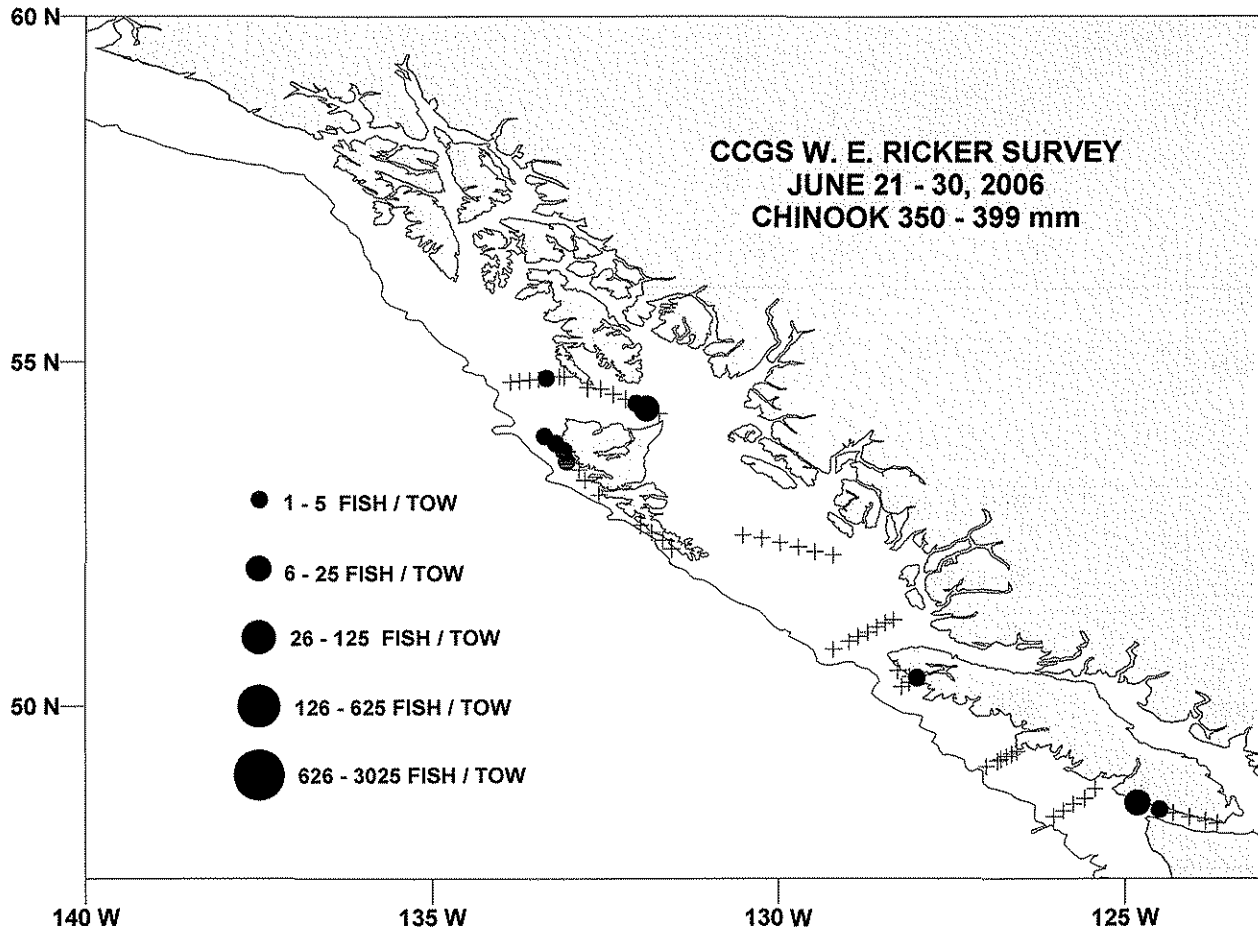


Figure 11. Distribution of catches of chinook salmon from 350 to 399 mm in fork length. Symbol size (●) is proportional to catch per tow; zero catches are shown by a (+).



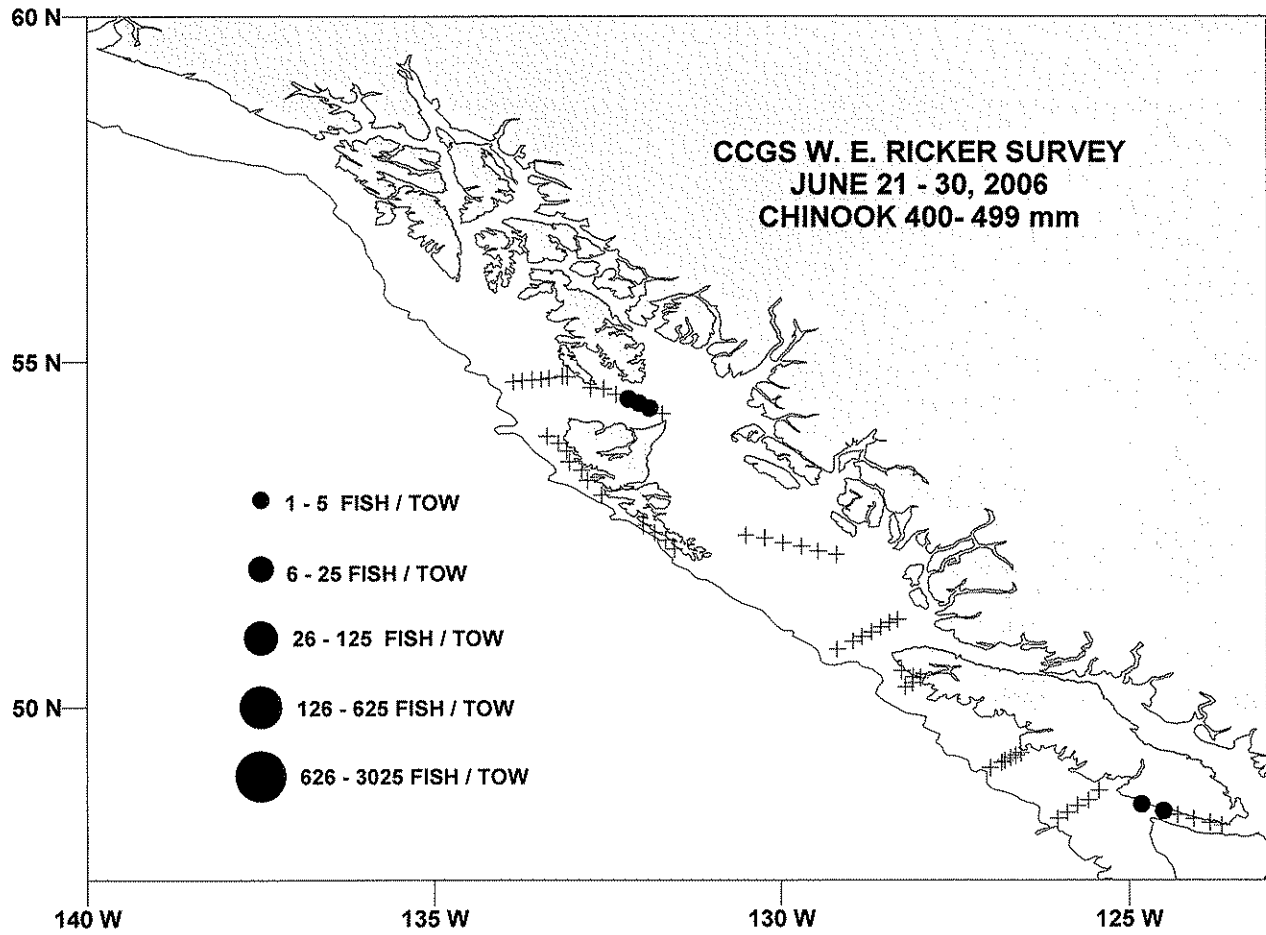


Figure 12. Distribution of catches of chinook salmon from 400 to 499 mm in fork length. Symbol size (●) is proportional to catch per tow; zero catches are shown by a (+).

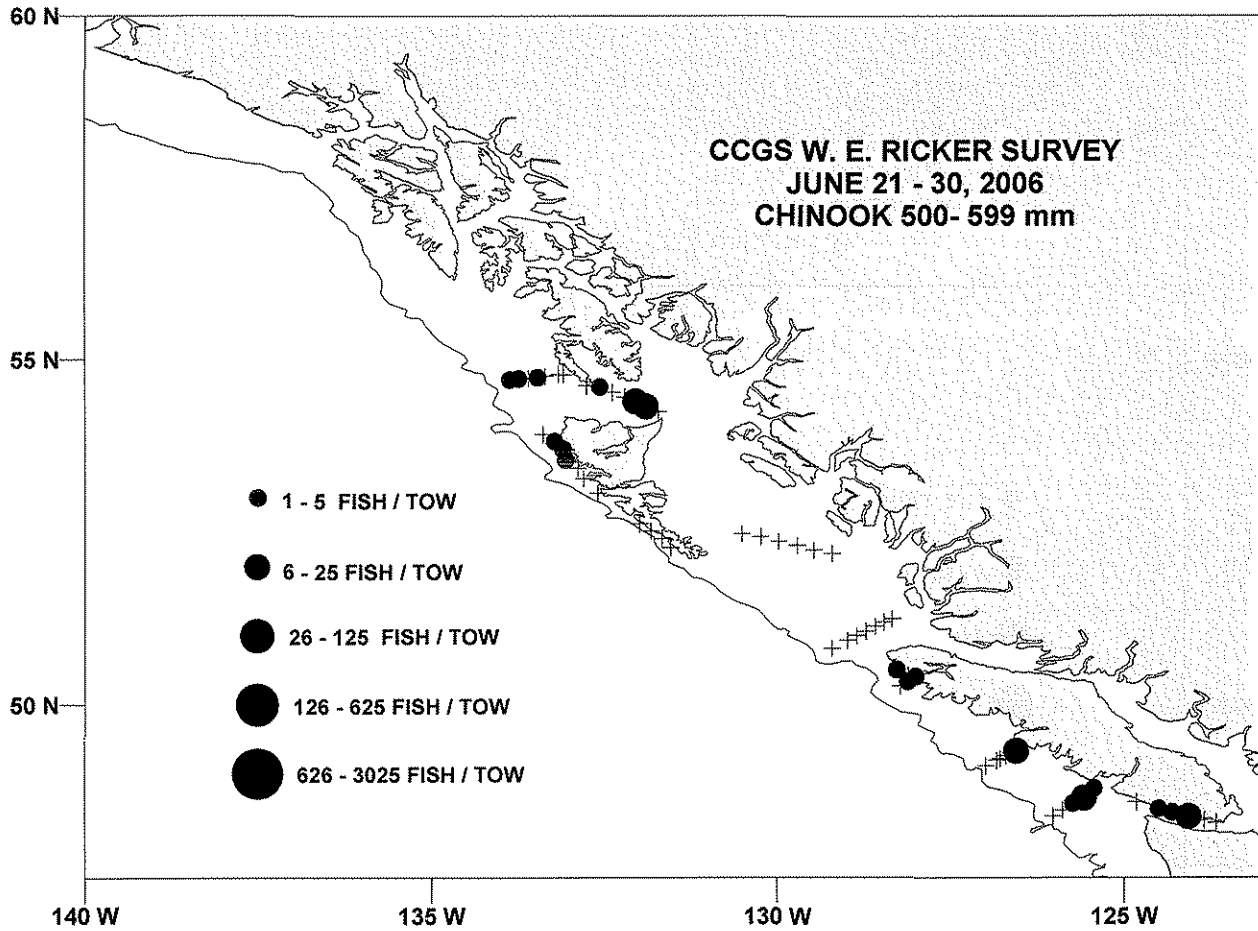


Figure 13. Distribution of of chinook salmon from 500 to 599 mm in fork length. Symbol size (●) is proportional to catch per tow; zero catches are shown by a (+).

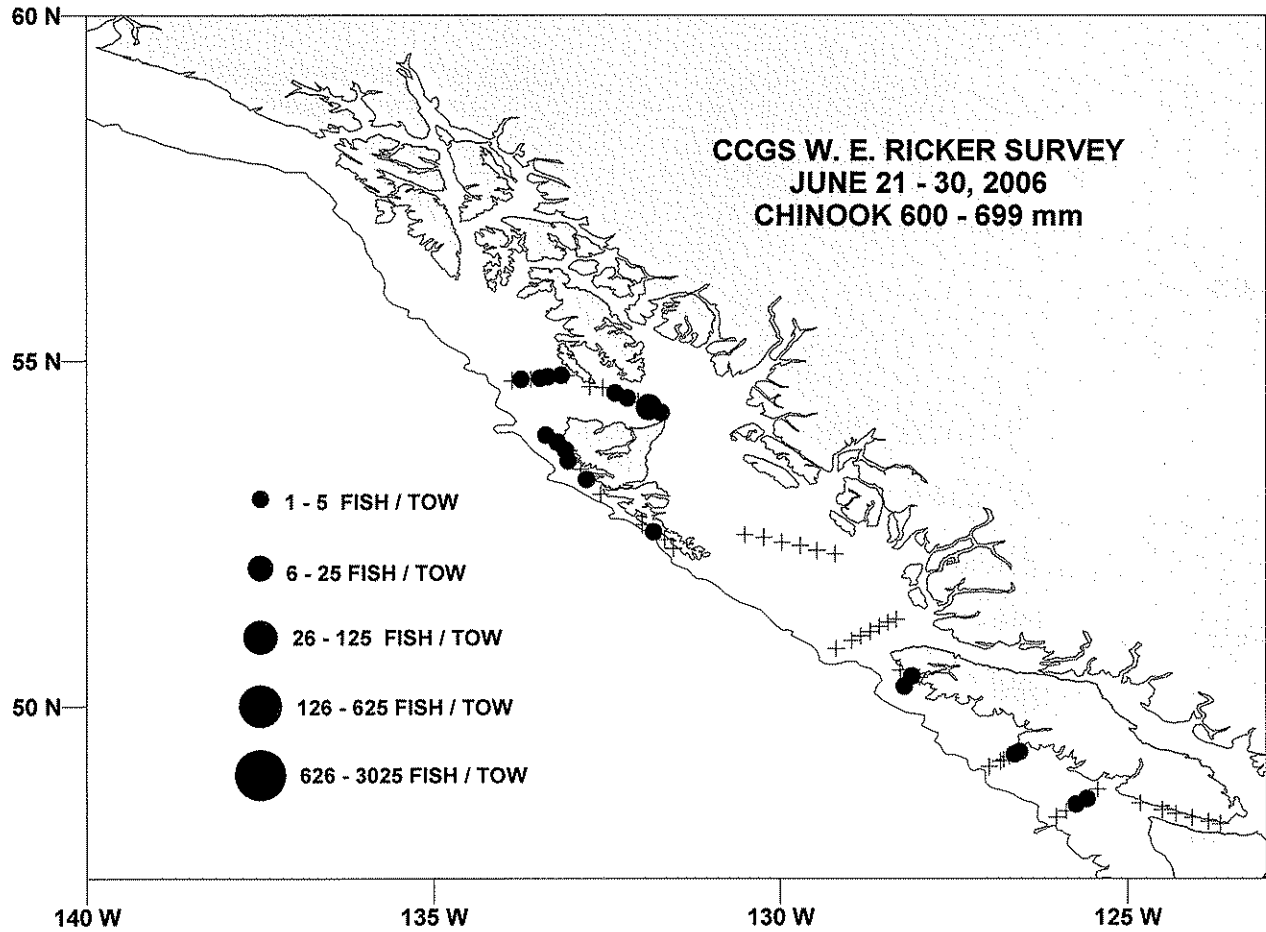


Figure 14. Distribution of of chinook salmon from 600 to 699 mm in fork length. Symbol size (●) is proportional to catch per tow; zero catches are shown by a (+).

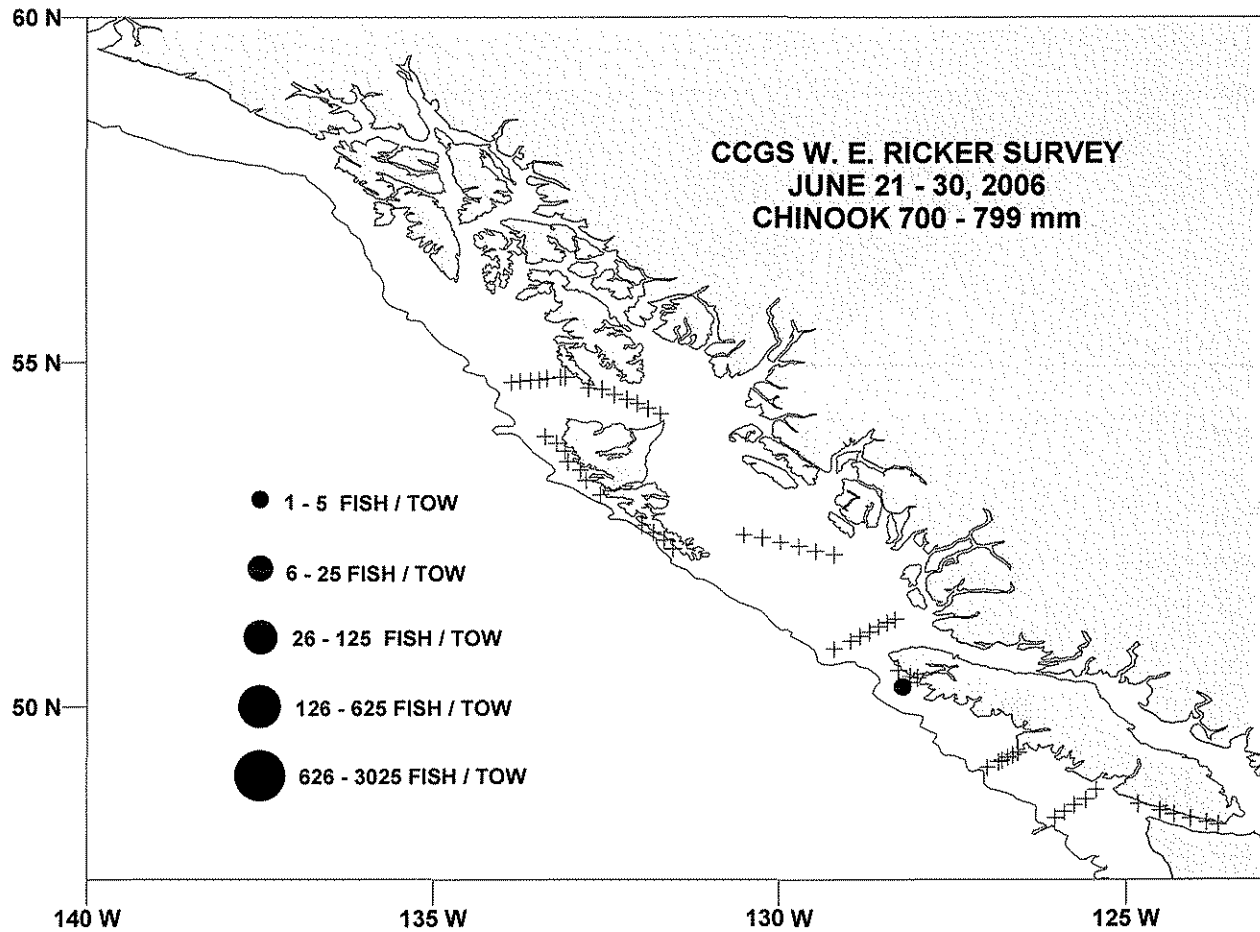


Figure 15. Distribution of of chinook salmon from 700 to 799 mm in fork length. Symbol size (●) is proportional to catch per tow; zero catches are shown by a (+).

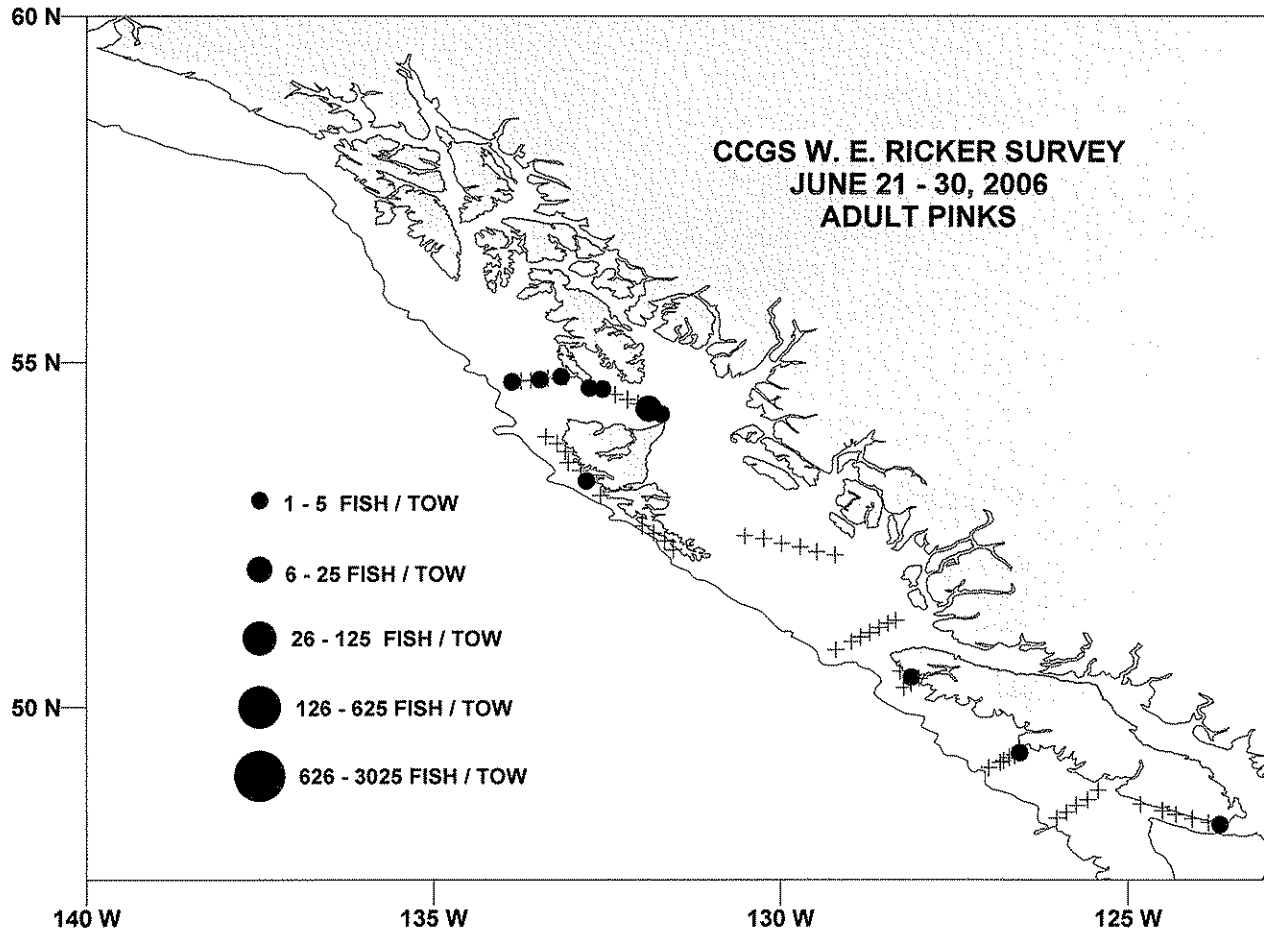


Figure 16. Distribution of adult pink catches. Symbol size (●) is proportional to catch per tow; zero catches are shown by a (+).

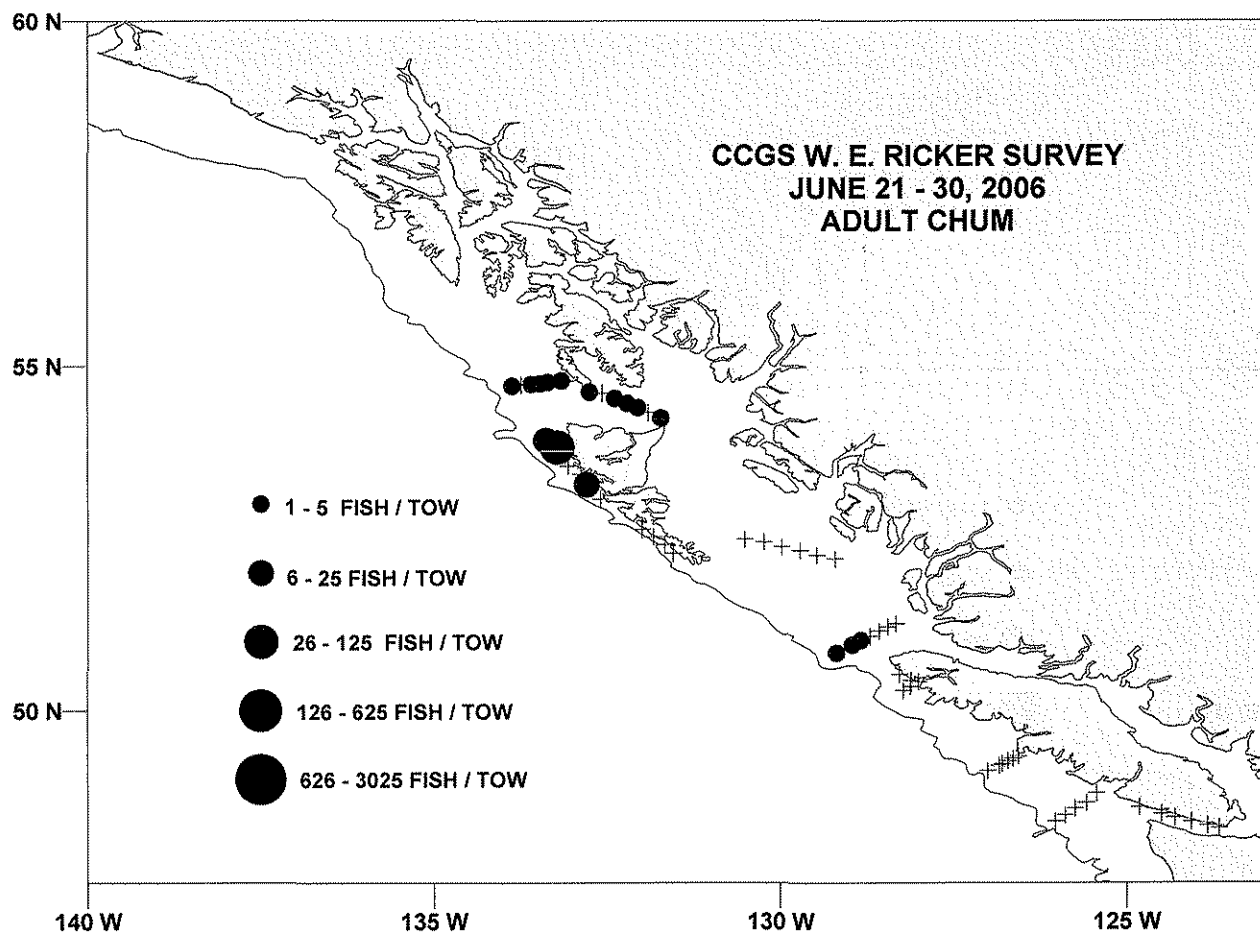


Figure 17. Distribution of adult chum catches. Symbol size (●) is proportional to catch per tow; zero catches are shown by a (+).

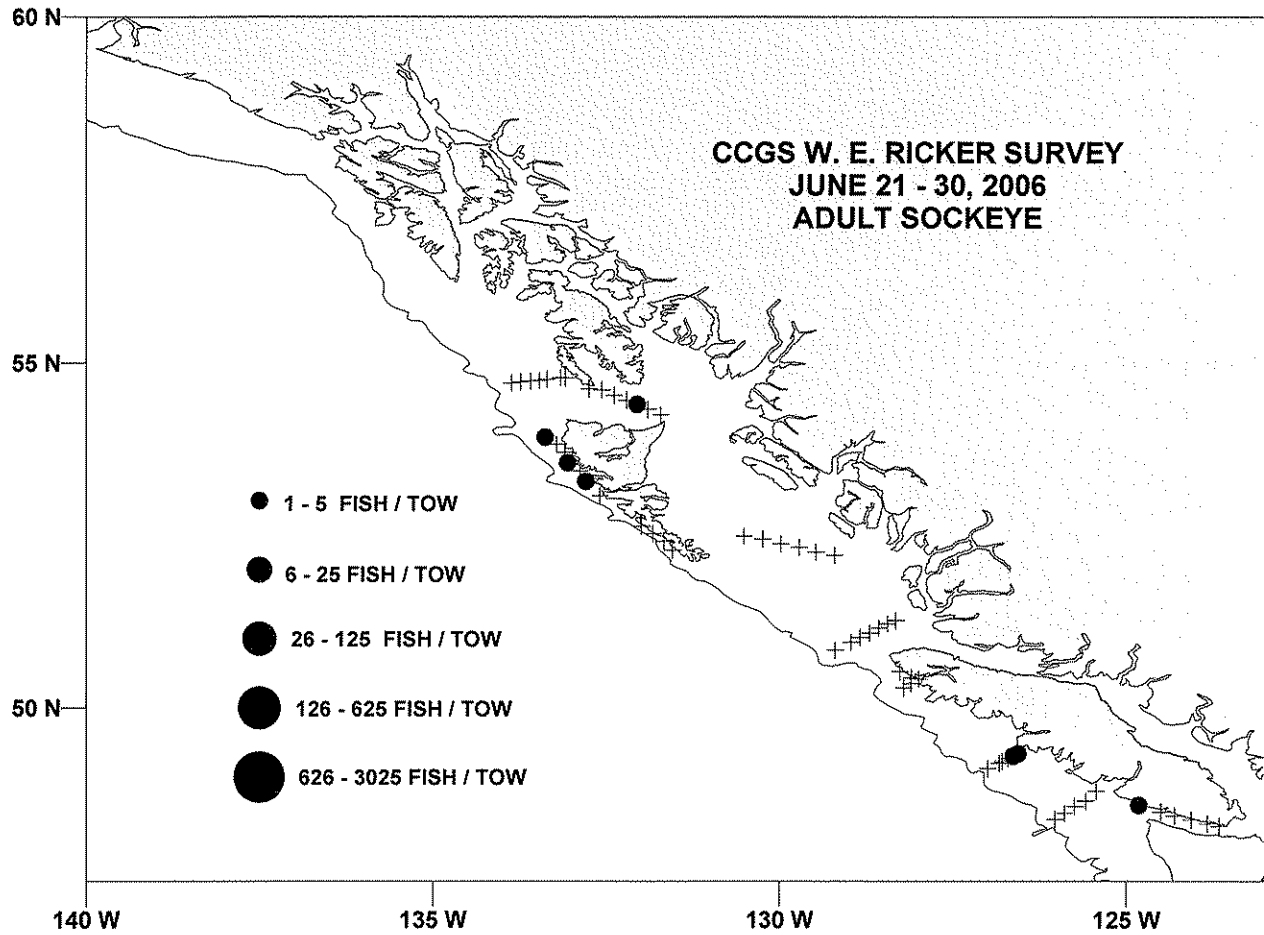


Figure 18. Distribution of adult sockeye catches. Symbol size (●) is proportional to catch per tow; zero catches are shown by a (+).

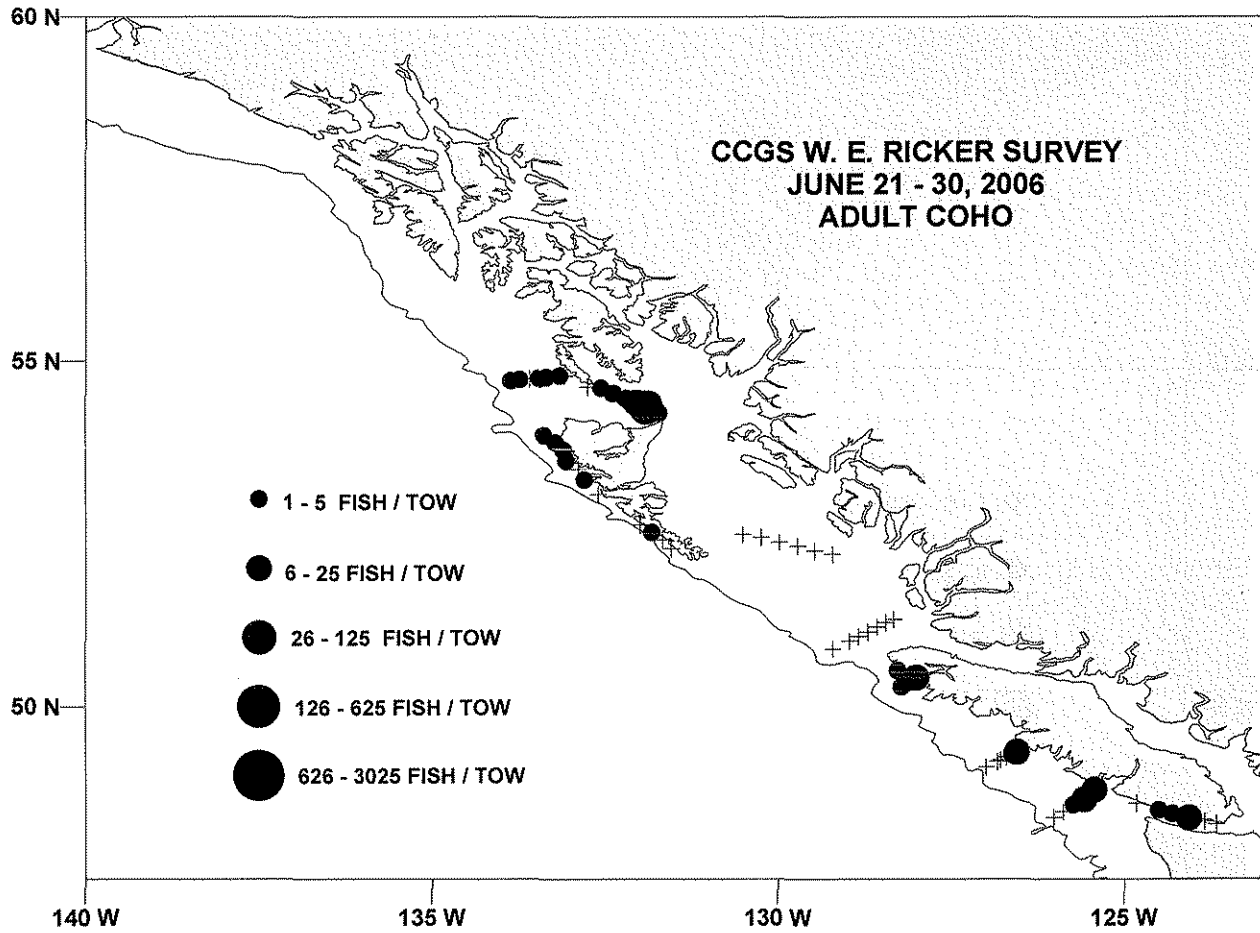


Figure 19. Distribution of adult coho catches. Symbol size (●) is proportional to catch per tow; zero catches are shown by a (+).



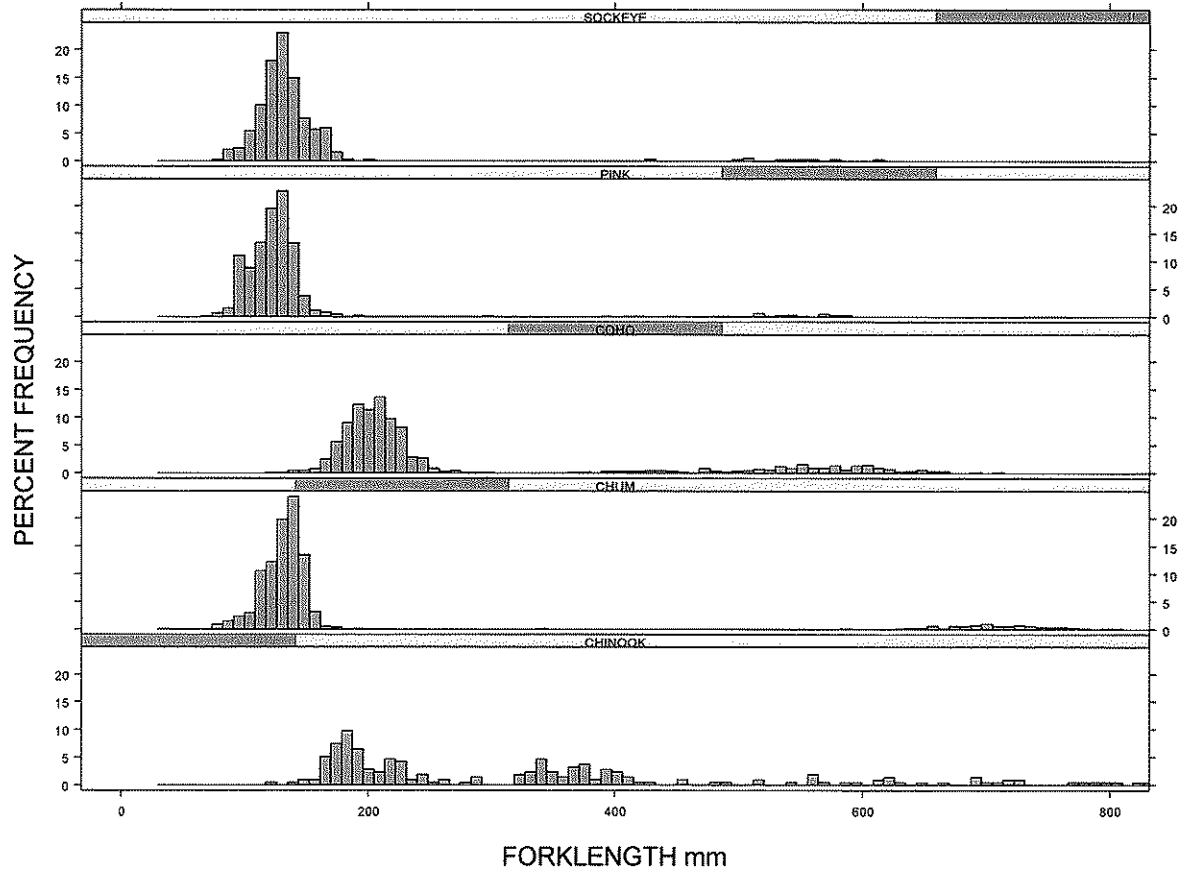


Figure 20. Size distribution (fork length; mm) of Pacific salmon caught on the CCGS *W.E. Ricker* survey to the Gulf of Alaska, 21/06/2006 - 30/06/2006.

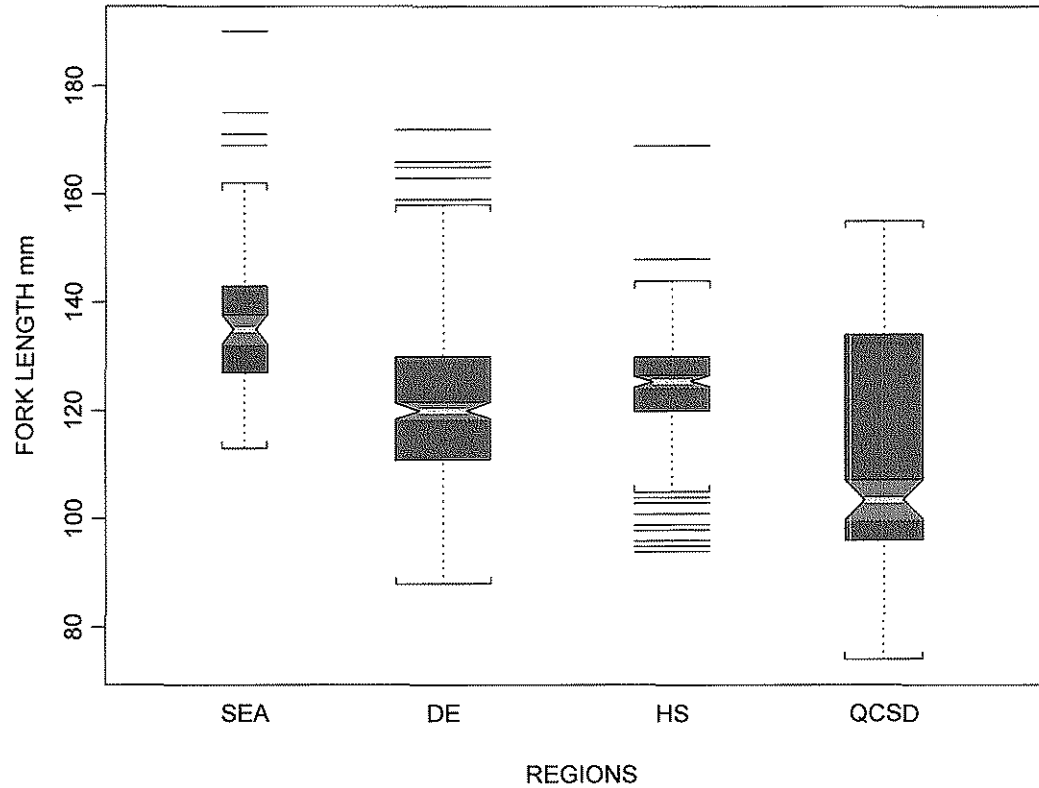


Figure 21. Boxplots of size distributions by region for juvenile pink salmon on the *CCGS W.E. Ricker* survey to the Gulf of Alaska, 21/06/2006 - 30/06/2006. Boxplots for each region are displayed along a latitudinal gradient that runs along the x-axis. The most northern region is on the left.

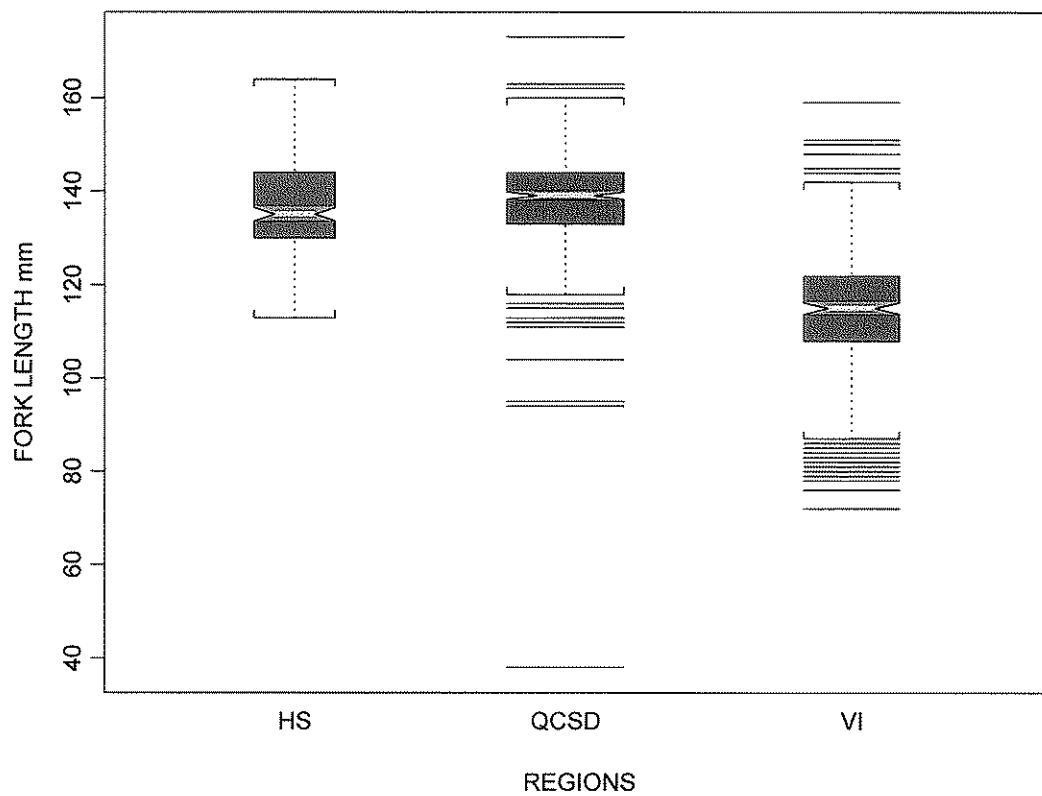


Figure 22. Boxplots of size distributions by region for juvenile chum salmon on the *CCGS W.E. Ricker* survey to the Gulf of Alaska, 21/06/2006 - 30/06/2006. Boxplots for each region are displayed along a latitudinal gradient that runs along the x-axis. The most northern region is on the left.

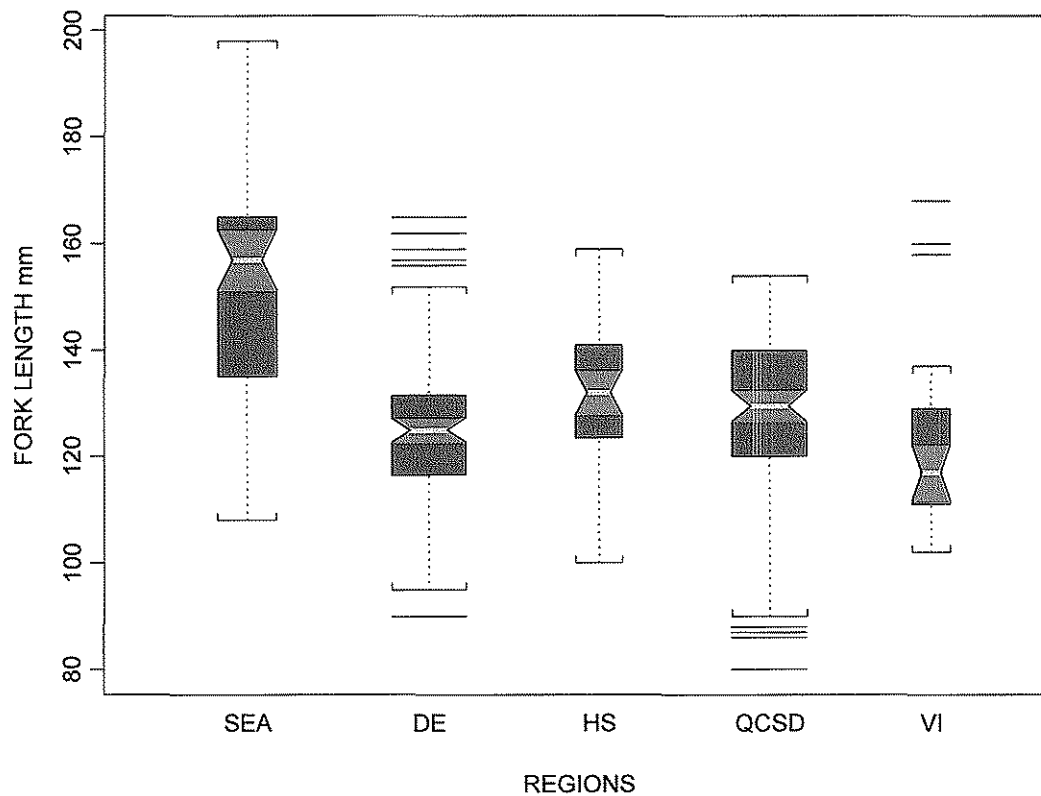


Figure 23. Boxplots of size distributions by region for juvenile sockeye salmon on the *CCGS W.E. Ricker* survey to the Gulf of Alaska, 21/06/2006 - 30/06/2006. Boxplots for each region are displayed along a latitudinal gradient that runs along the x-axis. The most northern region is on the left.

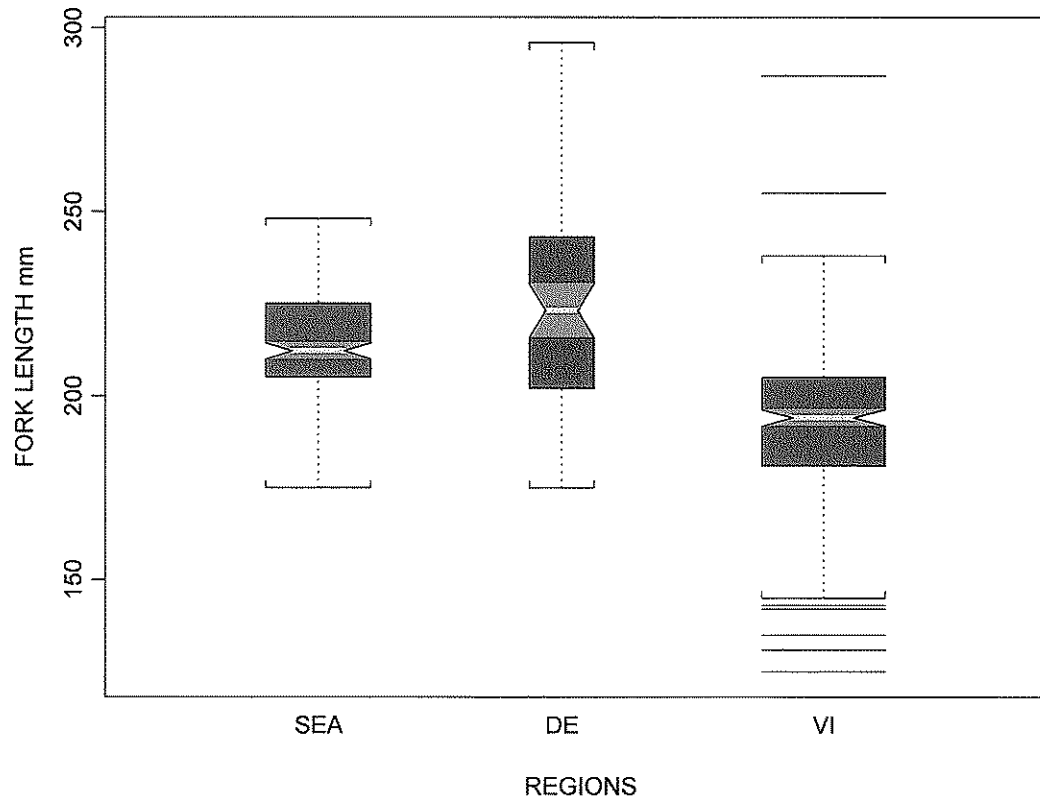


Figure 24. Boxplots of size distributions by region for juvenile coho salmon on the *CCGS W.E. Ricker* survey to the Gulf of Alaska, 21/06/2006 - 30/06/2006. Boxplots for each region are displayed along a latitudinal gradient that runs along the x-axis. The most northern region is on the left.