

RECEIVED

COMMONWEALTH OF KENTUCKY

JUN 22 2018

BEFORE THE PUBLIC SERVICE COMMISSION

PUBLIC SERVICE
COMMISSION

In the Matter of:

INVESTIGATION OF THE OPERATING)
CAPACITY OF MARTIN COUNTY WATER)
DISTRICT PURSUANT TO KRS 278.280)

CASE NO. 2016-00142

**MARTIN COUNTY WATER
DISTRICT'S RESPONSE TO
PSC'S POST HEARING REQUEST
FOR INFORMATION DATED
JUNE 5, 2018**

CERTIFICATE OF SERVICE

This will certify that a true and correct copy of the foregoing was hand-delivered, emailed and mailed, on this the 22 day of June, 2018, to the following:

Public Service Commission
P.O. Box 615
Frankfort, KY 40602
brittany.koenig@ky.gov

Hon. Mary Varson Cromer
Appalachian Citizens' Law Center, Inc.
317 Main Street
Whitesburg, KY 41858
mary@appalachianlawcenter.org

Hon. M. Todd Osterloh
Hon. James Wilson Gardner
Sturgill, Turner, Barker & Moloney, PLLC
333 West Vine Street, Ste. 1400
Lexington, KY 40507
tosterloh@sturgillturner.com
jameswilsongardner@gmail.com



BRIAN CUMBO

1. Provide the number of disconnections of service for non-payment that Martin District has performed from March 1, 2018 until June 1, 2018.

RESPONSE: Martin Water District has disconnected 18 meters from May 1, 2018 through June 1, 2018.

2. Provide the number of reconnections of service that Martin District has performed from March 1, 2018 until June 1, 2018.

RESPONSE: Martin Water District has reconnected 11 meters from May 1, 2018 through June 1, 2018.

3. Provide fuel costs, by month, from January 1, 2017 through June 1, 2018.

RESPONSE: See Exhibit 1.

4. Provide updated fuel and purchase order procedures that reflect the proper information that Witness Greg Scott testified should be included at the May 31, 2018 hearing in this matter.

RESPONSE: See Exhibit 2.

5. State which employee or employees reconcile the information provided in Exhibit 3 of the Martin District's Response to Staff's Post Hearing Request, Item 7, filed on May 18, 2018.

- a. State whether this information is provided to the Prestonsburg City Utilities Commission ("PCUC"), and if so, by whom, and when.

- b. Provide a more detailed version of the schedule filed in the response, such that Commission Staff can determine the number of gallons, by day, that Martin District pumped in accordance with the joint operating agreement currently held with PCUC, and the total, by month, that Martin District pumped in accordance with same.

RESPONSE: See Exhibit 3. Also, on Exhibit 3 of the filing on May 18, 2018, the last column, "the difference" is the amount pumped per day.

6. Provide copies of the monthly invoices for 2018 that Zip Zone has provided to Martin District.

RESPONSE: See Exhibit 4.

7. Provide the corrected water loss reports for the following months: 1) April 2017; 2) June 2017; 3) July 2017; 4) September 2017; 5) October 2017; 6) December 2017; and 7) all 2018 water loss reports.

RESPONSE: See Exhibit 5.

8. Describe, in detail, the procedure utilized in preparing monthly water loss reports, including, but not limited to, the following:
 - a. How the water loss is calculated.
 - b. What employees prepare or assist in preparation of the reports.
 - c. What is included in the water loss reports.

RESPONSE: (a) A computer program helps calculate the water lost from a leak (length and width of break), how long did the leak last, pressure before the leak is fixed and after leak is fixed, size of line, and location. This information is obtained from work orders. (b) Troy Horn has recently been trained by Tim Blanton with Rural Water. Greg Scott also assists. (c) Water produced or purchased, water sold, water usage, and water lost.

9. Provide Martin District's net operating loss for the year ended December 31, 2017.

RESPONSE: See Exhibit 6.

10. Provide the name of the individual responsible for writing off customer accounts.

RESPONSE: Marcie Dials, office manager, is responsible for writing off customer accounts. Billing clerks, Katrina Sansom and Helen Proctor, also have been authorized to write off accounts.

11. Provide a corrected list of accounts to be written off as of May 31, 2018, and the resulting accounts receivable balance after the write-offs.

RESPONSE: See Exhibit 7.

12. State whether a new master meter has been installed at Martin District's treatment plant. If the master meter has not been installed: 1) state when the master meter is to be installed; and 2) provide written notice to the Commission within 10 days of the installation of the master meter.

RESPONSE: The new master meter for the water plant has not been installed. It will be installed as quickly as it can be paid for, and the plant is able to shut down for the necessary time.

13. State where the master meter is located in Martin District's treatment plant, as the location would determine whether it measures raw water coming into the treatment plants or measures treated water leaving the plant. If the answer is that it measures treated water leaving the plant, explain how Martin District measures the water used for plant operations when preparing the monthly water loss reports.

RESPONSE: The master meter is located in the treatment plant. It measures water leaving the plant. There is a plant meter that registers water for plant operations.

14. Provide an update regarding the status of the Appalachian Regional Commission grant for replacing service liens.

RESPONSE: Martin Water District is ready to sign the MOA. However, they told us the state finance department is down in June and it will not be processed until the middle of July.

15. Refer to Martin District's May 18, 2018 response to Martin County Concerned Citizen's second request for information, Exhibit 1, Martin County Water Fuel Log.
 - a. Provide a list with the corresponding unit including the make, model, current mileage, and age of each of the vehicles.
 - b. Provide the "Martin County Water Fuel Log" restated by unit for each month from March 2018 to the present.

RESPONSE: See Exhibit 8.

16. Explain in detail how Martin District arrived at the \$5,000,000 consideration for the assets in the Honey Branch pressure zone, described as the Honey Branch Tank, water mains, and the customers (current and future).

RESPONSE: The selling price of the Honey Branch Storage Tank and related facilities in the Davella Pressure Zone was established by the Martin County Water District Board at \$5.0 million. The assets included in the proposal are the 1 million gallon storage tank, the Davella Pump station and water liens and approximately 100 customers served by the Davella pressure zone and customers located at the Airport Industrial Park. The valuation considered the book value of the assets and the present value of income from the Joint Operation Agreement with the City of Prestonsburg to share 50% of the revenue from the Big Sandy Federal Prison.

VERIFICATION

I, Greg Scott, of the Martin County Water District, hereby verify that the responses and exhibits attached hereto are true and correct to the best of my knowledge.



GREG SCOTT

STATE OF KENTUCKY)

COUNTY OF MARTIN)

SUBSCRIBED, SWORN and ACKNOWLEDGED before me by Greg Scott this 20th
day of June, 2018.

My Commission Expires: 9-18-18.



NOTARY PUBLIC, STATE AT LARGE

EXHIBIT 1

MARTIN COUNTY WATER DISTRICT

General Ledger

For the Period From Jan 1, 2017 to May 31, 2018

Filter Criteria includes: 1) IDs from 650.1a to 650.8b. Report order is by ID. Report is printed with sho

Account ID	Account Description	Date	Reference	Jrnl	Trans Descriptio	Debit Amt	Monthly Total
650.6b	Transportation Expense DM	1/1/17	694137	PJ	ZIP ZONE, INC	31.00	
650.6b	Transportation Expense DM	1/1/17	686769	PJ	ZIP ZONE, INC	129.82	
650.6b	Transportation Expense DM	1/2/17	686770	PJ	ZIP ZONE, INC	52.97	
650.6b	Transportation Expense DM	1/2/17	686844	PJ	ZIP ZONE, INC	30.85	
650.6b	Transportation Expense DM	1/3/17	688773	PJ	ZIP ZONE, INC	230.00	
650.6b	Transportation Expense DM	1/3/17	686773	PJ	ZIP ZONE, INC	30.01	
650.6b	Transportation Expense DM	1/3/17	686772	PJ	ZIP ZONE, INC	103.54	
650.8b	Transportation Expense AG	1/4/17	692538	PJ	ZIP ZONE, INC	80.00	
650.6b	Transportation Expense DM	1/4/17	692542	PJ	ZIP ZONE, INC	179.25	
650.6b	Transportation Expense DM	1/4/17	692504	PJ	ZIP ZONE, INC	27.04	
650.6b	Transportation Expense DM	1/4/17	692503	PJ	ZIP ZONE, INC	44.53	
650.6b	Transportation Expense DM	1/4/17	686778	PJ	ZIP ZONE, INC	37.50	
650.6b	Transportation Expense DM	1/4/17	692505	PJ	ZIP ZONE, INC	25.74	
650.8b	Transportation Expense AG	1/5/17	692549	PJ	ZIP ZONE, INC	57.86	
650.6b	Transportation Expense DM	1/5/17	692520	PJ	ZIP ZONE, INC	23.07	
650.6b	Transportation Expense DM	1/5/17	692523	PJ	ZIP ZONE, INC	36.08	
650.6b	Transportation Expense DM	1/5/17	692529	PJ	ZIP ZONE, INC	36.00	
650.6b	Transportation Expense DM	1/5/17	692552	PJ	ZIP ZONE, INC -	22.23	
650.8b	Transportation Expense AG	1/6/17	693480	PJ	ZIP ZONE, INC	62.00	
650.6b	Transportation Expense DM	1/6/17	692555	PJ	ZIP ZONE, INC	22.00	
650.6b	Transportation Expense DM	1/6/17	692537	PJ	ZIP ZONE, INC	75.02	
650.6b	Transportation Expense DM	1/6/17	692534	PJ	ZIP ZONE, INC	54.18	
650.6b	Transportation Expense DM	1/6/17	694150	PJ	ZIP ZONE, INC	31.00	
650.6b	Transportation Expense DM	1/6/17	686784	PJ	ZIP ZONE, INC	218.92	
650.6b	Transportation Expense DM	1/7/17	692571	PJ	ZIP ZONE, INC	32.58	
650.6b	Transportation Expense DM	1/7/17	686787	PJ	ZIP ZONE, INC	180.00	
650.6b	Transportation Expense DM	1/8/17	692572	PJ	ZIP ZONE, INC	25.05	
650.6b	Transportation Expense DM	1/8/17	686788	PJ	ZIP ZONE, INC	32.64	
650.6b	Transportation Expense DM	1/9/17	692591	PJ	ZIP ZONE, INC	47.34	
650.6b	Transportation Expense DM	1/9/17	692589	PJ	ZIP ZONE, INC	35.18	
650.6b	Transportation Expense DM	1/9/17	692580	PJ	ZIP ZONE, INC	166.07	
650.6b	Transportation Expense DM	1/9/17	686789	PJ	ZIP ZONE, INC	13.97	
650.6b	Transportation Expense DM	1/9/17	679722	PJ	ZIP ZONE, INC	42.00	
650.8b	Transportation Expense AG	1/10/17	693507	PJ	ZIP ZONE, INC	61.50	
650.6b	Transportation Expense DM	1/10/17	692592	PJ	ZIP ZONE, INC	33.43	
650.6b	Transportation Expense DM	1/10/17	692596	PJ	ZIP ZONE, INC	50.07	
650.6b	Transportation Expense DM	1/10/17	693503	PJ	ZIP ZONE, INC	54.00	
650.6b	Transportation Expense DM	1/10/17	686792	PJ	ZIP ZONE, INC	37.00	
650.6b	Transportation Expense DM	1/10/17	696101	PJ	ZIP ZONE, INC -	4.02	
650.6b	Transportation Expense DM	1/10/17	696101	PJ	ZIP ZONE, INC -	29.75	

MARTIN COUNTY WATER DISTRICT

General Ledger

For the Period From Jan 1, 2017 to May 31, 2018

Filter Criteria includes: 1) IDs from 650.1a to 650.8b. Report order is by ID. Report is printed with sho

Account ID	Account Description	Date	Reference	Jrnl	Trans Descriptio	Debit Amt	Monthly Total
650.6b	Transportation Expense DM	1/10/17	696101	PJ	ZIP ZONE, INC -	3.17	
650.6b	Transportation Expense DM	1/11/17	696112	PJ	ZIP ZONE, INC	72.55	
650.6b	Transportation Expense DM	1/11/17	694164	PJ	ZIP ZONE, INC	27.29	
650.8b	Transportation Expense AG	1/12/17	696123	PJ	ZIP ZONE, INC	48.40	
650.6b	Transportation Expense DM	1/12/17	694153	PJ	ZIP ZONE, INC	44.92	
650.6b	Transportation Expense DM	1/12/17	694152	PJ	ZIP ZONE, INC	40.00	
650.6b	Transportation Expense DM	1/12/17	686795	PJ	ZIP ZONE, INC	32.00	
650.8b	Transportation Expense AG	1/13/17	693529	PJ	ZIP ZONE, INC	63.00	
650.6b	Transportation Expense DM	1/13/17	696155	PJ	ZIP ZONE, INC	28.68	
650.6b	Transportation Expense DM	1/13/17	696154	PJ	ZIP ZONE, INC	31.40	
650.6b	Transportation Expense DM	1/13/17	694170	PJ	ZIP ZONE, INC	46.91	
650.6b	Transportation Expense DM	1/16/17	686798	PJ	ZIP ZONE, INC	31.84	
650.6b	Transportation Expense DM	1/16/17	686800	PJ	ZIP ZONE, INC	48.00	
650.6b	Transportation Expense DM	1/16/17	694176	PJ	ZIP ZONE, INC	46.05	
650.6b	Transportation Expense DM	1/17/17	688812	PJ	ZIP ZONE, INC	26.29	
650.6b	Transportation Expense DM	1/17/17	694177	PJ	ZIP ZONE, INC	36.00	
650.8b	Transportation Expense AG	1/18/17	693564	PJ	ZIP ZONE, INC	67.50	
650.6b	Transportation Expense DM	1/18/17	696217	PJ	ZIP ZONE, INC	49.06	
650.6b	Transportation Expense DM	1/18/17	696223	PJ	ZIP ZONE, INC	31.30	
650.6b	Transportation Expense DM	1/18/17	686804	PJ	ZIP ZONE, INC	25.00	
650.6b	Transportation Expense DM	1/18/17	696181	PJ	ZIP ZONE, INC	72.72	
650.6b	Transportation Expense DM	1/18/17	696211	PJ	ZIP ZONE, INC	28.56	
650.6b	Transportation Expense DM	1/18/17	696216	PJ	ZIP ZONE, INC	36.60	
650.6b	Transportation Expense DM	1/18/17	694182	PJ	ZIP ZONE, INC	37.00	
650.8b	Transportation Expense AG	1/19/17	693573	PJ	ZIP ZONE, INC	23.00	
650.6b	Transportation Expense DM	1/19/17	696243	PJ	ZIP ZONE, INC	75.88	
650.6b	Transportation Expense DM	1/19/17	693575	PJ	ZIP ZONE, INC	24.90	
650.6b	Transportation Expense DM	1/20/17	696250	PJ	ZIP ZONE, INC	266.01	
650.6b	Transportation Expense DM	1/20/17	696236	PJ	ZIP ZONE, INC	30.23	
650.6b	Transportation Expense DM	1/20/17	686809	PJ	ZIP ZONE, INC	34.00	
650.6b	Transportation Expense DM	1/20/17	693580	PJ	ZIP ZONE, INC	53.59	
650.8b	Transportation Expense AG	1/21/17	696259	PJ	ZIP ZONE, INC	41.06	
650.6b	Transportation Expense DM	1/21/17	686815	PJ	ZIP ZONE, INC	26.00	
650.6b	Transportation Expense DM	1/21/17	694190	PJ	ZIP ZONE, INC	23.00	
650.6b	Transportation Expense DM	1/22/17	696293	PJ	ZIP ZONE, INC	79.28	
650.6b	Transportation Expense DM	1/22/17	696298	PJ	ZIP ZONE, INC	52.25	
650.8b	Transportation Expense AG	1/23/17	686821	PJ	ZIP ZONE, INC	83.00	
650.6b	Transportation Expense DM	1/23/17	696265	PJ	ZIP ZONE, INC	31.03	
650.6b	Transportation Expense DM	1/23/17	696264	PJ	ZIP ZONE, INC	27.61	
650.6b	Transportation Expense DM	1/23/17	686820	PJ	ZIP ZONE, INC -	25.50	

MARTIN COUNTY WATER DISTRICT

General Ledger

For the Period From Jan 1, 2017 to May 31, 2018

Filter Criteria includes: 1) IDs from 650.1a to 650.8b. Report order is by ID. Report is printed with sho

Account ID	Account Description	Date	Reference	Jrnl	Trans Descriptio	Debit Amt	Monthly Total
650.8b	Transportation Expense AG	1/24/17	696304	PJ	ZIP ZONE, INC	16.26	
650.6b	Transportation Expense DM	1/24/17	686822	PJ	ZIP ZONE, INC	32.62	
650.6b	Transportation Expense DM	1/24/17	696275	PJ	ZIP ZONE, INC	32.98	
650.6b	Transportation Expense DM	1/24/17	696306	PJ	ZIP ZONE, INC	47.55	
650.6b	Transportation Expense DM	1/24/17	694855	PJ	ZIP ZONE, INC	22.01	
650.8b	Transportation Expense AG	1/25/17	696313	PJ	ZIP ZONE, INC	50.36	
650.6b	Transportation Expense DM	1/25/17	688832	PJ	ZIP ZONE, INC	29.31	
650.8b	Transportation Expense AG	1/26/17	694884	PJ	ZIP ZONE, INC	73.00	
650.6b	Transportation Expense DM	1/26/17	686829	PJ	ZIP ZONE, INC	25.43	
650.6b	Transportation Expense DM	1/26/17	696360	PJ	ZIP ZONE, INC	28.79	
650.6b	Transportation Expense DM	1/26/17	696322	PJ	ZIP ZONE, INC	35.02	
650.6b	Transportation Expense DM	1/26/17	696359	PJ	ZIP ZONE, INC	25.00	
650.6b	Transportation Expense DM	1/26/17	694874	PJ	ZIP ZONE, INC	33.80	
650.6b	Transportation Expense DM	1/27/17	686831	PJ	ZIP ZONE, INC	22.00	
650.6b	Transportation Expense DM	1/27/17	696325	PJ	ZIP ZONE, INC	57.00	
650.6b	Transportation Expense DM	1/27/17	694887	PJ	ZIP ZONE, INC	55.08	
650.6b	Transportation Expense DM	1/30/17	696362	PJ	ZIP ZONE, INC	58.56	
650.6b	Transportation Expense DM	1/30/17	694211	PJ	ZIP ZONE, INC	53.20	
650.6b	Transportation Expense DM	1/30/17	686834	PJ	ZIP ZONE, INC	29.51	
650.8b	Transportation Expense AG	1/31/17	696378	PJ	ZIP ZONE, INC	51.31	
650.6b	Transportation Expense DM	1/31/17	696423	PJ	ZIP ZONE, INC	38.00	
650.6b	Transportation Expense DM	1/31/17	696381	PJ	ZIP ZONE, INC	42.84	
650.6b	Transportation Expense DM	1/31/17	696374	PJ	ZIP ZONE, INC	90.00	5,305.42
650.8b	Transportation Expense AG	2/1/17	694917	PJ	ZIP ZONE, INC	78.01	
650.6b	Transportation Expense DM	2/1/17	696441	PJ	ZIP ZONE, INC	35.11	
650.6b	Transportation Expense DM	2/1/17	696385	PJ	ZIP ZONE, INC	30.69	
650.6b	Transportation Expense DM	2/1/17	696384	PJ	ZIP ZONE, INC	18.00	
650.6b	Transportation Expense DM	2/2/17	696493	PJ	ZIP ZONE, INC	24.79	
650.6b	Transportation Expense DM	2/2/17	696397	PJ	ZIP ZONE, INC	25.00	
650.8b	Transportation Expense AG	2/3/17	686846	PJ	ZIP ZONE, INC	50.00	
650.6b	Transportation Expense DM	2/3/17	686847	PJ	ZIP ZONE, INC	25.00	
650.6b	Transportation Expense DM	2/3/17	686849	PJ	ZIP ZONE, INC	43.00	
650.6b	Transportation Expense DM	2/4/17	696501	PJ	ZIP ZONE, INC	36.99	
650.6b	Transportation Expense DM	2/5/17	692105	PJ	ZIP ZONE, INC	49.04	
650.6b	Transportation Expense DM	2/5/17	696507	PJ	ZIP ZONE, INC	20.00	
650.8b	Transportation Expense AG	2/6/17	692106	PJ	ZIP ZONE, INC	37.00	
650.6b	Transportation Expense DM	2/6/17	696467	PJ	ZIP ZONE, INC	98.40	
650.6b	Transportation Expense DM	2/6/17	696474	PJ	ZIP ZONE, INC	44.87	
650.6b	Transportation Expense DM	2/6/17	696466	PJ	ZIP ZONE, INC	29.85	

MARTIN COUNTY WATER DISTRICT

General Ledger

For the Period From Jan 1, 2017 to May 31, 2018

Filter Criteria includes: 1) IDs from 650.1a to 650.8b. Report order is by ID. Report is printed with sho

Account ID	Account Description	Date	Reference	Jrnl	Trans Descripti	Debit Amt	Monthly Total
650.6b	Transportation Expense DM	2/7/17	696481	PJ	ZIP ZONE, INC	35.00	
650.6b	Transportation Expense DM	2/7/17	692109	PJ	ZIP ZONE, INC	16.23	
650.6b	Transportation Expense DM	2/8/17	696516	PJ	ZIP ZONE, INC	42.68	
650.6b	Transportation Expense DM	2/8/17	696487	PJ	ZIP ZONE, INC	67.30	
650.6b	Transportation Expense DM	2/8/17	696485	PJ	ZIP ZONE, INC	33.27	
650.6b	Transportation Expense DM	2/8/17	692112	PJ	ZIP ZONE, INC	26.19	
650.6b	Transportation Expense DM	2/8/17	692114	PJ	ZIP ZONE, INC	35.09	
650.8b	Transportation Expense AG	2/9/17	692115	PJ	ZIP ZONE, INC	63.50	
650.6b	Transportation Expense DM	2/9/17	696558	PJ	ZIP ZONE, INC	29.64	
650.6b	Transportation Expense DM	2/9/17	694242	PJ	ZIP ZONE, INC	2.85	
650.6b	Transportation Expense DM	2/9/17	689626	PJ	ZIP ZONE, INC	55.00	
650.6b	Transportation Expense DM	2/9/17	689625	PJ	ZIP ZONE, INC	36.07	
650.6b	Transportation Expense DM	2/10/17	696534	PJ	ZIP ZONE, INC	53.00	
650.6b	Transportation Expense DM	2/10/17	694245	PJ	ZIP ZONE, INC	40.82	
650.6b	Transportation Expense DM	2/10/17	694244	PJ	ZIP ZONE, INC	53.67	
650.8b	Transportation Expense AG	2/11/17	696538	PJ	ZIP ZONE, INC	50.24	
650.6b	Transportation Expense DM	2/11/17	694251	PJ	ZIP ZONE, INC	36.37	
650.6b	Transportation Expense DM	2/12/17	694250	PJ	ZIP ZONE, INC	30.00	
650.6b	Transportation Expense DM	2/12/17	692118	PJ	ZIP ZONE, INC	47.42	
650.6b	Transportation Expense DM	2/13/17	696579	PJ	ZIP ZONE, INC	26.13	
650.6b	Transportation Expense DM	2/13/17	689638	PJ	ZIP ZONE, INC	105.34	
650.6b	Transportation Expense DM	2/13/17	692121	PJ	ZIP ZONE, INC	52.48	
650.6b	Transportation Expense DM	2/13/17	692123	PJ	ZIP ZONE, INC	35.53	
650.8b	Transportation Expense AG	2/14/17	692124	PJ	ZIP ZONE, INC	74.00	
650.6b	Transportation Expense DM	2/14/17	696606	PJ	ZIP ZONE, INC	25.44	
650.6b	Transportation Expense DM	2/14/17	696608	PJ	ZIP ZONE, INC	25.92	
650.6b	Transportation Expense DM	2/14/17	689645	PJ	ZIP ZONE, INC	83.87	
650.6b	Transportation Expense DM	2/15/17	696590	PJ	ZIP ZONE, INC	101.43	
650.6b	Transportation Expense DM	2/15/17	692132	PJ	ZIP ZONE, INC	38.01	
650.6b	Transportation Expense DM	2/15/17	692127	PJ	ZIP ZONE, INC	36.00	
650.6b	Transportation Expense DM	2/16/17	692134	PJ	ZIP ZONE, INC	35.80	
650.6b	Transportation Expense DM	2/16/17	694263	PJ	ZIP ZONE, INC	50.19	
650.6b	Transportation Expense DM	2/16/17	696613	PJ	ZIP ZONE, INC	29.50	
650.8b	Transportation Expense AG	2/17/17	696622	PJ	ZIP ZONE, INC	46.65	
650.6b	Transportation Expense DM	2/17/17	696661	PJ	ZIP ZONE, INC	33.00	
650.6b	Transportation Expense DM	2/17/17	692128	PJ	ZIP ZONE, INC	26.08	
650.8b	Transportation Expense AG	2/18/17	695017	PJ	ZIP ZONE, INC	76.50	
650.6b	Transportation Expense DM	2/19/17	694271	PJ	ZIP ZONE, INC	47.35	
650.6b	Transportation Expense DM	2/19/17	692129	PJ	ZIP ZONE, INC	28.00	
650.6b	Transportation Expense DM	2/20/17	694274	PJ	ZIP ZONE, INC	36.00	

MARTIN COUNTY WATER DISTRICT

General Ledger

For the Period From Jan 1, 2017 to May 31, 2018

Filter Criteria includes: 1) IDs from 650.1a to 650.8b. Report order is by ID. Report is printed with sho

Account ID	Account Description	Date	Reference	Jrnl	Trans Descripti	Debit Amt	Monthly Total
650.6b	Transportation Expense DM	2/20/17	696641	PJ	ZIP ZONE, INC	25.09	
650.8b	Transportation Expense AG	2/21/17	696681	PJ	ZIP ZONE, INC	35.59	
650.8b	Transportation Expense AG	2/21/17	695036	PJ	ZIP ZONE, INC	44.00	
650.6b	Transportation Expense DM	2/21/17	696648	PJ	ZIP ZONE, INC	41.96	
650.6b	Transportation Expense DM	2/21/17	694280	PJ	ZIP ZONE, INC -	35.50	
650.6b	Transportation Expense DM	2/22/17	694282	PJ	ZIP ZONE, INC	50.81	
650.6b	Transportation Expense DM	2/22/17	696658	PJ	ZIP ZONE, INC -	55.12	
650.8b	Transportation Expense AG	2/23/17	692156	PJ	ZIP ZONE, INC	58.00	
650.6b	Transportation Expense DM	2/23/17	696718	PJ	ZIP ZONE, INC	25.00	
650.6b	Transportation Expense DM	2/23/17	694290	PJ	ZIP ZONE, INC	53.95	
650.6b	Transportation Expense DM	2/23/17	692158	PJ	ZIP ZONE, INC	26.86	
650.6b	Transportation Expense DM	2/24/17	696722	PJ	ZIP ZONE, INC	34.00	
650.6b	Transportation Expense DM	2/24/17	692161	PJ	ZIP ZONE, INC	23.29	
650.8b	Transportation Expense AG	2/26/17	696738	PJ	ZIP ZONE, INC	48.67	
650.6b	Transportation Expense DM	2/26/17	696734	PJ	ZIP ZONE, INC	25.01	
650.6b	Transportation Expense DM	2/27/17	692163	PJ	ZIP ZONE, INC	145.20	
650.6b	Transportation Expense DM	2/27/17	692167	PJ	ZIP ZONE, INC	50.28	
650.6b	Transportation Expense DM	2/27/17	692164	PJ	ZIP ZONE, INC	23.76	
650.6b	Transportation Expense DM	2/27/17	694295	PJ	ZIP ZONE, INC	29.74	
650.8b	Transportation Expense AG	2/28/17	692171	PJ	ZIP ZONE, INC	67.50	
650.6b	Transportation Expense DM	2/28/17	696715	PJ	ZIP ZONE, INC	32.01	
650.6b	Transportation Expense DM	2/28/17	696747	PJ	ZIP ZONE, INC	33.81	
650.6b	Transportation Expense DM	2/28/17	696750	PJ	ZIP ZONE, INC	8.40	
650.6b	Transportation Expense DM	2/28/17	696790	PJ	ZIP ZONE, INC	25.03	3,411.89
650.6b	Transportation Expense DM	3/1/17	692176	PJ	ZIP ZONE, INC	66.30	
650.6b	Transportation Expense DM	3/1/17	696797	PJ	ZIP ZONE, INC	23.04	
650.6b	Transportation Expense DM	3/1/17	696757	PJ	ZIP ZONE, INC -	19.62	
650.8b	Transportation Expense AG	3/1/17	696793	PJ	ZIP ZONE, INC -	24.77	
650.6b	Transportation Expense DM	3/1/17	694299	PJ	ZIP ZONE, INC -	35.20	
650.6b	Transportation Expense DM	3/2/17	696764	PJ	ZIP ZONE, INC	18.42	
650.6b	Transportation Expense DM	3/2/17	692181	PJ	ZIP ZONE, INC -	55.35	
650.8b	Transportation Expense AG	3/3/17	692182	PJ	ZIP ZONE, INC -	54.29	
650.6b	Transportation Expense DM	3/3/17	696811	PJ	ZIP ZONE, INC -	25.01	
650.6b	Transportation Expense DM	3/3/17	692188	PJ	ZIP ZONE, INC -	38.53	
650.6b	Transportation Expense DM	3/3/17	696769	PJ	ZIP ZONE, INC -	30.05	
650.6b	Transportation Expense DM	3/4/17	696782	PJ	ZIP ZONE, INC	31.29	
650.6b	Transportation Expense DM	3/4/17	696817	PJ	ZIP ZONE, INC -	24.01	
650.6b	Transportation Expense DM	3/5/17	696820	PJ	ZIP ZONE, INC -	40.06	
650.6b	Transportation Expense DM	3/5/17	696819	PJ	ZIP ZONE, INC -	36.02	

MARTIN COUNTY WATER DISTRICT

General Ledger

For the Period From Jan 1, 2017 to May 31, 2018

Filter Criteria includes: 1) IDs from 650.1a to 650.8b. Report order is by ID. Report is printed with sho

Account ID	Account Description	Date	Reference	Jrnl	Trans Descriptio	Debit Amt	Monthly Total
650.6b	Transportation Expense DM	3/6/17	696827	PJ	ZIP ZONE, INC -	54.79	
650.6b	Transportation Expense DM	3/7/17	692196	PJ	ZIP ZONE, INC	37.64	
650.8b	Transportation Expense AG	3/7/17	696887	PJ	ZIP ZONE, INC -	53.84	
650.6b	Transportation Expense DM	3/7/17	696828	PJ	ZIP ZONE, INC -	32.39	
650.6b	Transportation Expense DM	3/7/17	696886	PJ	ZIP ZONE, INC -	35.39	
650.6b	Transportation Expense DM	3/8/17	692201	PJ	ZIP ZONE, INC	41.36	
650.6b	Transportation Expense DM	3/8/17	696843	PJ	ZIP ZONE, INC -	20.63	
650.6b	Transportation Expense DM	3/8/17	696839	PJ	ZIP ZONE, INC -	52.15	
650.6b	Transportation Expense DM	3/8/17	696846	PJ	ZIP ZONE, INC -	25.00	
650.8b	Transportation Expense AG	3/9/17	696905	PJ	ZIP ZONE, INC -	75.00	
650.6b	Transportation Expense DM	3/9/17	694319	PJ	ZIP ZONE, INC -	68.32	
650.6b	Transportation Expense DM	3/9/17	696906	PJ	ZIP ZONE, INC -	25.00	
650.6b	Transportation Expense DM	3/9/17	694320	PJ	ZIP ZONE, INC -	35.63	
650.6b	Transportation Expense DM	3/10/17	696867	PJ	ZIP ZONE, INC -	17.42	
650.6b	Transportation Expense DM	3/10/17	689716	PJ	ZIP ZONE, INC -	48.16	
650.6b	Transportation Expense DM	3/10/17	692207	PJ	ZIP ZONE, INC -	34.98	
650.6b	Transportation Expense DM	3/11/17	696917	PJ	ZIP ZONE, INC -	25.03	
650.8b	Transportation Expense AG	3/13/17	696938	PJ	ZIP ZONE, INC -	56.24	
650.6b	Transportation Expense DM	3/13/17	692211	PJ	ZIP ZONE, INC -	46.26	
650.6b	Transportation Expense DM	3/13/17	692215	PJ	ZIP ZONE, INC -	24.00	
650.6b	Transportation Expense DM	3/14/17	696985	PJ	ZIP ZONE, INC -	25.89	
650.8b	Transportation Expense AG	3/14/17	696984	PJ	ZIP ZONE, INC -	76.00	
650.6b	Transportation Expense DM	3/14/17	696942	PJ	ZIP ZONE, INC -	29.43	
650.6b	Transportation Expense DM	3/15/17	6922221	PJ	ZIP ZONE, INC	41.00	
650.6b	Transportation Expense DM	3/15/17	692222	PJ	ZIP ZONE, INC	42.00	
650.8b	Transportation Expense AG	3/15/17	696958	PJ	ZIP ZONE, INC -	18.23	
650.6b	Transportation Expense DM	3/15/17	696989	PJ	ZIP ZONE, INC -	53.17	
650.6b	Transportation Expense DM	3/15/17	696993	PJ	ZIP ZONE, INC -	23.23	
650.6b	Transportation Expense DM	3/15/17	696875	PJ	ZIP ZONE, INC -	42.62	
650.6b	Transportation Expense DM	3/16/17	696966	PJ	ZIP ZONE, INC -	22.20	
650.8b	Transportation Expense AG	3/17/17	694661	PJ	ZIP ZONE, INC -	54.00	
650.6b	Transportation Expense DM	3/17/17	697053	PJ	ZIP ZONE, INC -	28.63	
650.6b	Transportation Expense DM	3/17/17	694666	PJ	ZIP ZONE, INC -	52.99	
650.6b	Transportation Expense DM	3/17/17	694338	PJ	ZIP ZONE, INC -	34.50	
650.6b	Transportation Expense DM	3/18/17	692232	PJ	ZIP ZONE, INC -	31.35	
650.8b	Transportation Expense AG	3/18/17	697063	PJ	ZIP ZONE, INC -	41.22	
650.6b	Transportation Expense DM	3/18/17	692230	PJ	ZIP ZONE, INC -	39.00	
650.6b	Transportation Expense DM	3/18/17	694334	PJ	ZIP ZONE, INC -	24.00	
650.6b	Transportation Expense DM	3/19/17	697068	PJ	ZIP ZONE, INC -	30.00	
650.6b	Transportation Expense DM	3/20/17	697022	PJ	ZIP ZONE, INC -	25.00	

MARTIN COUNTY WATER DISTRICT

General Ledger

For the Period From Jan 1, 2017 to May 31, 2018

Filter Criteria includes: 1) IDs from 650.1a to 650.8b. Report order is by ID. Report is printed with sho

Account ID	Account Description	Date	Reference	Jrnl	Trans Descriptio	Debit Amt	Monthly Total
650.6b	Transportation Expense DM	3/20/17	694341	PJ	ZIP ZONE, INC -	46.94	
650.8b	Transportation Expense AG	3/21/17	697025	PJ	ZIP ZONE, INC -	31.05	
650.6b	Transportation Expense DM	3/21/17	697073	PJ	ZIP ZONE, INC -	49.78	
650.8b	Transportation Expense AG	3/21/17	694686	PJ	ZIP ZONE, INC -	66.00	
650.6b	Transportation Expense DM	3/21/17	694694	PJ	ZIP ZONE, INC -	25.00	
650.6b	Transportation Expense DM	3/22/17	697032	PJ	ZIP ZONE, INC -	29.92	
650.6b	Transportation Expense DM	3/22/17	697049	PJ	ZIP ZONE, INC -	179.41	
650.6b	Transportation Expense DM	3/22/17	697082	PJ	ZIP ZONE, INC -	36.24	
650.6b	Transportation Expense DM	3/22/17	694353	PJ	ZIP ZONE, INC -	38.00	
650.6b	Transportation Expense DM	3/23/17	697088	PJ	ZIP ZONE, INC -	25.01	
650.8b	Transportation Expense AG	3/24/17	694711	PJ	ZIP ZONE, INC -	30.01	
650.6b	Transportation Expense DM	3/24/17	697875	PJ	ZIP ZONE, INC -	25.00	
650.6b	Transportation Expense DM	3/24/17	697871	PJ	ZIP ZONE, INC -	131.21	
650.6b	Transportation Expense DM	3/24/17	694361	PJ	ZIP ZONE, INC -	34.00	
650.8b	Transportation Expense AG	3/27/17	697888	PJ	ZIP ZONE, INC -	48.23	
650.6b	Transportation Expense DM	3/27/17	697858	PJ	ZIP ZONE, INC -	35.00	
650.6b	Transportation Expense DM	3/27/17	697887	PJ	ZIP ZONE, INC -	136.59	
650.6b	Transportation Expense DM	3/27/17	694366	PJ	ZIP ZONE, INC -	44.64	
650.6b	Transportation Expense DM	3/27/17	692251	PJ	ZIP ZONE, INC -	36.08	
650.8b	Transportation Expense AG	3/28/17	692265	PJ	ZIP ZONE, INC -	40.00	
650.6b	Transportation Expense DM	3/28/17	692264	PJ	ZIP ZONE, INC -	34.49	
650.6b	Transportation Expense DM	3/29/17	697896	PJ	ZIP ZONE, INC -	35.34	
650.6b	Transportation Expense DM	3/29/17	692266	PJ	ZIP ZONE, INC -	31.50	
650.8b	Transportation Expense AG	3/30/17	694743	PJ	ZIP ZONE, INC -	44.00	
650.6b	Transportation Expense DM	3/30/17	697959	PJ	ZIP ZONE, INC -	30.60	
650.6b	Transportation Expense DM	3/30/17	692269	PJ	ZIP ZONE, INC -	20.61	
650.6b	Transportation Expense DM	3/30/17	692267	PJ	ZIP ZONE, INC -	50.59	
650.6b	Transportation Expense DM	3/31/17	692271	PJ	ZIP ZONE, INC -	27.73	
650.8b	Transportation Expense AG	3/31/17	694753	PJ	ZIP ZONE, INC -	21.00	3,449.62
650.6b	Transportation Expense DM	4/1/17	694388	PJ	ZIP ZONE, INC -	33.00	
650.6b	Transportation Expense DM	4/1/17	692272	PJ	ZIP ZONE, INC -	25.00	
650.8b	Transportation Expense AG	4/2/17	697972	PJ	ZIP ZONE, INC -	41.88	
650.6b	Transportation Expense DM	4/2/17	694390	PJ	ZIP ZONE, INC -	47.28	
650.6b	Transportation Expense DM	4/3/17	697928	PJ	ZIP ZONE, INC -	42.00	
650.6b	Transportation Expense DM	4/3/17	692274	PJ	ZIP ZONE, INC -	31.51	
650.8b	Transportation Expense AG	4/4/17	694774	PJ	ZIP ZONE, INC -	68.00	
650.6b	Transportation Expense DM	4/4/17	697981	PJ	ZIP ZONE, INC -	50.44	
650.6b	Transportation Expense DM	4/4/17	697935	PJ	ZIP ZONE, INC -	20.36	
650.6b	Transportation Expense DM	4/4/17	692276	PJ	ZIP ZONE, INC -	43.00	

MARTIN COUNTY WATER DISTRICT

General Ledger

For the Period From Jan 1, 2017 to May 31, 2018

Filter Criteria includes: 1) IDs from 650.1a to 650.8b. Report order is by ID. Report is printed with sho

Account ID	Account Description	Date	Reference	Jrnl	Trans Descripti	Debit Amt	Monthly Total
650.6b	Transportation Expense DM	4/5/17	697985	PJ	ZIP ZONE, INC -	40.00	
650.6b	Transportation Expense DM	4/5/17	692283	PJ	ZIP ZONE, INC -	39.64	
650.6b	Transportation Expense DM	4/5/17	697984	PJ	ZIP ZONE, INC -	22.43	
650.6b	Transportation Expense DM	4/6/17	698005	PJ	ZIP ZONE, INC -	36.01	
650.6b	Transportation Expense DM	4/6/17	697946	PJ	ZIP ZONE, INC -	28.13	
650.8b	Transportation Expense AG	4/6/17	692192	PJ	ZIP ZONE, INC -	88.00	
650.6b	Transportation Expense DM	4/6/17	697994	PJ	ZIP ZONE, INC -	44.59	
650.6b	Transportation Expense DM	4/6/17	697996	PJ	ZIP ZONE, INC -	33.03	
650.6b	Transportation Expense DM	4/6/17	698000	PJ	ZIP ZONE, INC -	25.00	
650.6b	Transportation Expense DM	4/6/17	692287	PJ	ZIP ZONE, INC -	36.77	
650.8b	Transportation Expense AG	4/7/17	694783	PJ	ZIP ZONE, INC -	66.00	
650.6b	Transportation Expense DM	4/7/17	694788	PJ	ZIP ZONE, INC -	40.00	
650.6b	Transportation Expense DM	4/8/17	692295	PJ	ZIP ZONE, INC -	41.20	
650.6b	Transportation Expense DM	4/8/17	692294	PJ	ZIP ZONE, INC -	41.00	
650.8b	Transportation Expense AG	4/9/17	698035	PJ	ZIP ZONE, INC -	47.22	
650.6b	Transportation Expense DM	4/9/17	698038	PJ	ZIP ZONE, INC -	20.00	
650.6b	Transportation Expense DM	4/9/17	692297	PJ	ZIP ZONE, INC -	28.40	
650.6b	Transportation Expense DM	4/10/17	698140	PJ	ZIP ZONE, INC -	57.30	
650.6b	Transportation Expense DM	4/10/17	694416	PJ	ZIP ZONE, INC -	40.00	
650.6b	Transportation Expense DM	4/10/17	694418	PJ	ZIP ZONE, INC -	49.95	
650.6b	Transportation Expense DM	4/11/17	698047	PJ	ZIP ZONE, INC -	15.29	
650.6b	Transportation Expense DM	4/11/17	692298	PJ	ZIP ZONE, INC -	33.80	
650.6b	Transportation Expense DM	4/12/17	698085	PJ	ZIP ZONE, INC -	45.87	
650.6b	Transportation Expense DM	4/12/17	698017	PJ	ZIP ZONE, INC -	27.12	
650.8b	Transportation Expense AG	4/12/17	694809	PJ	ZIP ZONE, INC -	90.50	
650.6b	Transportation Expense DM	4/12/17	698095	PJ	ZIP ZONE, INC -	42.00	
650.6b	Transportation Expense DM	4/12/17	698058	PJ	ZIP ZONE, INC -	48.38	
650.6b	Transportation Expense DM	4/12/17	698062	PJ	ZIP ZONE, INC -	25.00	
650.6b	Transportation Expense DM	4/12/17	694433	PJ	ZIP ZONE, INC -	43.01	
650.6b	Transportation Expense DM	4/12/17	694432	PJ	ZIP ZONE, INC -	33.24	
650.6b	Transportation Expense DM	4/13/17	694437	PJ	ZIP ZONE, INC -	52.63	
650.6b	Transportation Expense DM	4/13/17	694470	PJ	ZIP ZONE, INC -	43.34	
650.6b	Transportation Expense DM	4/14/17	698129	PJ	ZIP ZONE, INC -	22.00	
650.6b	Transportation Expense DM	4/14/17	694438	PJ	ZIP ZONE, INC -	47.46	
650.8b	Transportation Expense AG	4/15/17	694826	PJ	ZIP ZONE, INC -	44.24	
650.6b	Transportation Expense DM	4/15/17	698136	PJ	ZIP ZONE, INC -	20.00	
650.6b	Transportation Expense DM	4/17/17	698106	PJ	ZIP ZONE, INC -	53.56	
650.8b	Transportation Expense AG	4/17/17	694831	PJ	ZIP ZONE, INC -	69.00	
650.6b	Transportation Expense DM	4/17/17	698147	PJ	ZIP ZONE, INC -	25.00	
650.6b	Transportation Expense DM	4/17/17	694443	PJ	ZIP ZONE, INC -	38.29	

MARTIN COUNTY WATER DISTRICT

General Ledger

For the Period From Jan 1, 2017 to May 31, 2018

Filter Criteria includes: 1) IDs from 650.1a to 650.8b. Report order is by ID. Report is printed with sho

Account ID	Account Description	Date	Reference	Jrnl	Trans Descripti	Debit Amt	Monthly Total
650.6b	Transportation Expense DM	4/18/17	694446	PJ	ZIP ZONE, INC	29.36	
650.6b	Transportation Expense DM	4/18/17	698150	PJ	ZIP ZONE, INC -	46.73	
650.6b	Transportation Expense DM	4/18/17	698112	PJ	ZIP ZONE, INC -	28.63	
650.6b	Transportation Expense DM	4/18/17	698109	PJ	ZIP ZONE, INC -	33.73	
650.6b	Transportation Expense DM	4/19/17	698124	PJ	ZIP ZONE, INC -	29.52	
650.6b	Transportation Expense DM	4/19/17	694493	PJ	ZIP ZONE, INC -	29.47	
650.6b	Transportation Expense DM	4/20/17	694845	PJ	ZIP ZONE, INC -	18.19	
650.8b	Transportation Expense AG	4/20/17	694847	PJ	ZIP ZONE, INC -	60.00	
650.8b	Transportation Expense AG	4/20/17	694843	PJ	ZIP ZONE, INC -	50.84	
650.6b	Transportation Expense DM	4/20/17	694844	PJ	ZIP ZONE, INC -	28.01	
650.6b	Transportation Expense DM	4/20/17	694842	PJ	ZIP ZONE, INC -	55.22	
650.6b	Transportation Expense DM	4/20/17	694454	PJ	ZIP ZONE, INC -	45.29	
650.6b	Transportation Expense DM	4/21/17	698166	PJ	ZIP ZONE, INC -	53.18	
650.6b	Transportation Expense DM	4/21/17	694453	PJ	ZIP ZONE, INC -	28.67	
650.6b	Transportation Expense DM	4/21/17	694455	PJ	ZIP ZONE, INC -	42.55	
650.6b	Transportation Expense DM	4/21/17	698192	PJ	ZIP ZONE, INC -	25.13	
650.6b	Transportation Expense DM	4/23/17	698201	PJ	ZIP ZONE, INC -	30.00	
650.6b	Transportation Expense DM	4/23/17	694456	PJ	ZIP ZONE, INC -	36.50	
650.8b	Transportation Expense AG	4/24/17	698365	PJ	ZIP ZONE, INC -	74.50	
650.6b	Transportation Expense DM	4/24/17	694475	PJ	ZIP ZONE, INC -	55.19	
650.6b	Transportation Expense DM	4/25/17	698213	PJ	ZIP ZONE, INC -	52.35	
650.6b	Transportation Expense DM	4/25/17	698183	PJ	ZIP ZONE, INC -	40.75	
650.6b	Transportation Expense DM	4/26/17	694461	PJ	ZIP ZONE, INC	28.00	
650.8b	Transportation Expense AG	4/26/17	698381	PJ	ZIP ZONE, INC -	32.00	
650.6b	Transportation Expense DM	4/26/17	698215	PJ	ZIP ZONE, INC -	25.00	
650.8b	Transportation Expense AG	4/27/17	698230	PJ	ZIP ZONE, INC -	45.65	
650.6b	Transportation Expense DM	4/27/17	698243	PJ	ZIP ZONE, INC -	20.00	
650.6b	Transportation Expense DM	4/27/17	692304	PJ	ZIP ZONE, INC -	29.65	
650.6b	Transportation Expense DM	4/28/17	698250	PJ	ZIP ZONE, INC -	84.12	
650.6b	Transportation Expense DM	4/28/17	692306	PJ	ZIP ZONE, INC -	49.83	
650.6b	Transportation Expense DM	4/28/17	692307	PJ	ZIP ZONE, INC -	29.86	
650.6b	Transportation Expense DM	4/28/17	698250	PJ	ZIP ZONE, INC -	10.25	
650.6b	Transportation Expense DM	4/30/17	698291	PJ	ZIP ZONE, INC -	25.00	3,320.04
650.6b	Transportation Expense DM	5/1/17	698272	PJ	ZIP ZONE, INC -	53.35	
650.6b	Transportation Expense DM	5/1/17	698265	PJ	ZIP ZONE, INC -	33.25	
650.6b	Transportation Expense DM	5/1/17	692311	PJ	ZIP ZONE, INC -	42.00	
650.6b	Transportation Expense DM	5/1/17	698404	PJ	ZIP ZONE, INC -	33.98	
650.8b	Transportation Expense AG	5/2/17	698409	PJ	ZIP ZONE, INC -	65.00	
650.6b	Transportation Expense DM	5/2/17	692316	PJ	ZIP ZONE, INC -	20.99	

MARTIN COUNTY WATER DISTRICT

General Ledger

For the Period From Jan 1, 2017 to May 31, 2018

Filter Criteria includes: 1) IDs from 650.1a to 650.8b. Report order is by ID. Report is printed with sho

Account ID	Account Description	Date	Reference	Jrnl	Trans Descriptio	Debit Amt	Monthly Total
650.8b	Transportation Expense AG	5/3/17	698341	PJ	ZIP ZONE, INC -	48.83	
650.6b	Transportation Expense DM	5/3/17	692318	PJ	ZIP ZONE, INC -	49.35	
650.6b	Transportation Expense DM	5/3/17	698347	PJ	ZIP ZONE, INC -	25.00	
650.6b	Transportation Expense DM	5/3/17	698338	PJ	ZIP ZONE, INC -	8.46	
650.6b	Transportation Expense DM	5/4/17	698349	PJ	ZIP ZONE, INC -	30.03	
650.6b	Transportation Expense DM	5/4/17	692322	PJ	ZIP ZONE, INC -	39.00	
650.6b	Transportation Expense DM	5/5/17	699860	PJ	ZIP ZONE, INC -	155.82	
650.6b	Transportation Expense DM	5/5/17	698317	PJ	ZIP ZONE, INC -	51.99	
650.6b	Transportation Expense DM	5/5/17	698431	PJ	ZIP ZONE, INC -	25.00	
650.8b	Transportation Expense AG	5/5/17	698428	PJ	ZIP ZONE, INC -	60.00	
650.6b	Transportation Expense DM	5/6/17	698324	PJ	ZIP ZONE, INC -	20.01	
650.6b	Transportation Expense DM	5/7/17	698329	PJ	ZIP ZONE, INC -	33.03	
650.6b	Transportation Expense DM	5/7/17	698330	PJ	ZIP ZONE, INC -	48.13	
650.8b	Transportation Expense AG	5/8/17	699895	PJ	ZIP ZONE, INC -	50.32	
650.6b	Transportation Expense DM	5/8/17	699871	PJ	ZIP ZONE, INC -	30.50	
650.6b	Transportation Expense DM	5/8/17	699869	PJ	ZIP ZONE, INC -	48.71	
650.6b	Transportation Expense DM	5/9/17	692334	PJ	ZIP ZONE, INC -	46.56	
650.8b	Transportation Expense AG	5/9/17	698444	PJ	ZIP ZONE, INC -	61.00	
650.6b	Transportation Expense DM	5/10/17	699903	PJ	ZIP ZONE, INC -	21.90	
650.6b	Transportation Expense DM	5/10/17	699932	PJ	ZIP ZONE, INC -	39.77	
650.6b	Transportation Expense DM	5/11/17	699911	PJ	ZIP ZONE, INC -	94.69	
650.6b	Transportation Expense DM	5/11/17	699909	PJ	ZIP ZONE, INC -	28.02	
650.6b	Transportation Expense DM	5/11/17	692337	PJ	ZIP ZONE, INC -	28.44	
650.6b	Transportation Expense DM	5/12/17	699945	PJ	ZIP ZONE, INC -	31.45	
650.6b	Transportation Expense DM	5/12/17	699942	PJ	ZIP ZONE, INC -	35.61	
650.6b	Transportation Expense DM	5/12/17	692341	PJ	ZIP ZONE, INC -	35.44	
650.6b	Transportation Expense DM	5/13/17	698464	PJ	ZIP ZONE, INC -	29.30	
650.6b	Transportation Expense DM	5/14/17	698467	PJ	ZIP ZONE, INC -	46.33	
650.6b	Transportation Expense DM	5/14/17	699928	PJ	ZIP ZONE, INC -	25.01	
650.8b	Transportation Expense AG	5/15/17	699956	PJ	ZIP ZONE, INC -	51.46	
650.6b	Transportation Expense DM	5/15/17	700108	PJ	ZIP ZONE, INC -	46.35	
650.6b	Transportation Expense DM	5/16/17	699986	PJ	ZIP ZONE, INC -	52.85	
650.6b	Transportation Expense DM	5/16/17	699963	PJ	ZIP ZONE, INC -	28.72	
650.6b	Transportation Expense DM	5/16/17	699967	PJ	ZIP ZONE, INC -	36.51	
650.6b	Transportation Expense DM	5/16/17	699986	PJ	ZIP ZONE, INC -	7.40	
650.8b	Transportation Expense AG	5/17/17	700101	PJ	ZIP ZONE, INC -	78.00	
650.6b	Transportation Expense DM	5/17/17	699972	PJ	ZIP ZONE, INC -	100.72	
650.6b	Transportation Expense DM	5/18/17	694586	PJ	ZIP ZONE, INC -	42.84	
650.8b	Transportation Expense AG	5/19/17	698494	PJ	ZIP ZONE, INC -	43.68	
650.6b	Transportation Expense DM	5/19/17	700013	PJ	ZIP ZONE, INC -	32.31	

MARTIN COUNTY WATER DISTRICT

General Ledger

For the Period From Jan 1, 2017 to May 31, 2018

Filter Criteria includes: 1) IDs from 650.1a to 650.8b. Report order is by ID. Report is printed with sho

Account ID	Account Description	Date	Reference	Jrnl	Trans Descriptio	Debit Amt	Monthly Total
650.6b	Transportation Expense DM	5/19/17	700105	PJ	ZIP ZONE, INC -	34.71	
650.8b	Transportation Expense AG	5/19/17	700028	PJ	ZIP ZONE, INC -	41.00	
650.6b	Transportation Expense DM	5/21/17	700113	PJ	ZIP ZONE, INC -	20.92	
650.6b	Transportation Expense DM	5/21/17	694597	PJ	ZIP ZONE, INC -	60.12	
650.6b	Transportation Expense DM	5/22/17	700047	PJ	ZIP ZONE, INC -	32.46	
650.6b	Transportation Expense DM	5/22/17	700114	PJ	ZIP ZONE, INC -	32.20	
650.8b	Transportation Expense AG	5/23/17	698517	PJ	ZIP ZONE, INC -	61.00	
650.6b	Transportation Expense DM	5/23/17	700120	PJ	ZIP ZONE, INC -	30.00	
650.6b	Transportation Expense DM	5/23/17	692343	PJ	ZIP ZONE, INC -	44.72	
650.6b	Transportation Expense DM	5/23/17	700118	PJ	ZIP ZONE, INC -	30.00	
650.6b	Transportation Expense DM	5/24/17	697610	PJ	ZIP ZONE, INC -	27.00	
650.6b	Transportation Expense DM	5/24/17	700125	PJ	ZIP ZONE, INC -	47.55	
650.6b	Transportation Expense DM	5/24/17	689338	PJ	ZIP ZONE, INC -	33.11	
650.6b	Transportation Expense DM	5/24/17	700124	PJ	ZIP ZONE, INC -	31.50	
650.6b	Transportation Expense DM	5/25/17	700080	PJ	ZIP ZONE, INC -	32.00	
650.6b	Transportation Expense DM	5/25/17	700074	PJ	ZIP ZONE, INC -	35.01	
650.6b	Transportation Expense DM	5/25/17	697611	PJ	ZIP ZONE, INC -	37.38	
650.6b	Transportation Expense DM	5/26/17	700098	PJ	ZIP ZONE, INC -	18.06	
650.6b	Transportation Expense DM	5/26/17	697616	PJ	ZIP ZONE, INC -	36.29	
650.6b	Transportation Expense DM	5/26/17	700099	PJ	ZIP ZONE, INC -	37.78	
650.6b	Transportation Expense DM	5/26/17	700134	PJ	ZIP ZONE, INC -	22.64	
650.6b	Transportation Expense DM	5/27/17	697638	PJ	ZIP ZONE, INC -	25.00	
650.6b	Transportation Expense DM	5/27/17	700136	PJ	ZIP ZONE, INC -	25.82	
650.6b	Transportation Expense DM	5/29/17	700138	PJ	ZIP ZONE, INC -	35.48	
650.6b	Transportation Expense DM	5/30/17	700144	PJ	ZIP ZONE, INC -	43.40	
650.6b	Transportation Expense DM	5/30/17	697632	PJ	ZIP ZONE, INC -	30.81	
650.6b	Transportation Expense DM	5/30/17	697646	PJ	ZIP ZONE, INC -	47.34	
650.6b	Transportation Expense DM	5/30/17	697647	PJ	ZIP ZONE, INC -	28.00	
650.6b	Transportation Expense DM	5/31/17	697665	PJ	ZIP ZONE, INC -	25.08	
650.6b	Transportation Expense DM	5/31/17	697659	PJ	ZIP ZONE, INC -	40.36	
650.8b	Transportation Expense AG	5/31/17	698552	PJ	ZIP ZONE, INC -	46.48	
650.8b	Transportation Expense AG	5/31/17	698554	PJ	ZIP ZONE, INC -	84.00	3,194.33
650.6b	Transportation Expense DM	6/1/17	697687	PJ	ZIP ZONE, INC -	51.97	
650.6b	Transportation Expense DM	6/1/17	697674	PJ	ZIP ZONE, INC -	36.16	
650.8b	Transportation Expense AG	6/2/17	697703	PJ	ZIP ZONE, INC -	55.85	
650.6b	Transportation Expense DM	6/2/17	697702	PJ	ZIP ZONE, INC -	34.26	
650.6b	Transportation Expense DM	6/3/17	697708	PJ	ZIP ZONE, INC -	45.45	
650.6b	Transportation Expense DM	6/4/17	697742	PJ	ZIP ZONE, INC -	25.00	
650.6b	Transportation Expense DM	6/5/17	698578	PJ	ZIP ZONE, INC -	40.49	

MARTIN COUNTY WATER DISTRICT

General Ledger

For the Period From Jan 1, 2017 to May 31, 2018

Filter Criteria includes: 1) IDs from 650.1a to 650.8b. Report order is by ID. Report is printed with sho

Account ID	Account Description	Date	Reference	Jrnl	Trans Descripti	Debit Amt	Monthly Total
650.6b	Transportation Expense DM	6/5/17	697743	PJ	ZIP ZONE, INC -	35.44	
650.8b	Transportation Expense AG	6/5/17	700160	PJ	ZIP ZONE, INC -	49.00	
650.6b	Transportation Expense DM	6/6/17	700164	PJ	ZIP ZONE, INC -	34.55	
650.6b	Transportation Expense DM	6/6/17	700165	PJ	ZIP ZONE, INC -	40.00	
650.6b	Transportation Expense DM	6/6/17	697748	PJ	ZIP ZONE, INC -	32.30	
650.6b	Transportation Expense DM	6/6/17	700163	PJ	ZIP ZONE, INC -	15.11	
650.6b	Transportation Expense DM	6/6/17	700165	PJ	ZIP ZONE, INC -	8.28	
650.6b	Transportation Expense DM	6/7/17	697822	PJ	ZIP ZONE, INC -	35.00	
650.6b	Transportation Expense DM	6/7/17	697756	PJ	ZIP ZONE, INC -	41.92	
650.6b	Transportation Expense DM	6/7/17	697813	PJ	ZIP ZONE, INC -	24.18	
650.6b	Transportation Expense DM	6/7/17	698591	PJ	ZIP ZONE, INC -	71.00	
650.8b	Transportation Expense AG	6/7/17	698590	PJ	ZIP ZONE, INC -	46.71	
650.6b	Transportation Expense DM	6/8/17	697825	PJ	ZIP ZONE, INC -	14.15	
650.6b	Transportation Expense DM	6/8/17	700172	PJ	ZIP ZONE, INC -	33.25	
650.6b	Transportation Expense DM	6/8/17	697830	PJ	ZIP ZONE, INC -	30.12	
650.6b	Transportation Expense DM	6/9/17	697773	PJ	ZIP ZONE, INC -	115.02	
650.6b	Transportation Expense DM	6/9/17	697774	PJ	ZIP ZONE, INC -	62.82	
650.8b	Transportation Expense AG	6/9/17	697766	PJ	ZIP ZONE, INC -	19.01	
650.6b	Transportation Expense DM	6/9/17	700176	PJ	ZIP ZONE, INC -	43.56	
650.6b	Transportation Expense DM	6/9/17	697838	PJ	ZIP ZONE, INC -	41.02	
650.8b	Transportation Expense AG	6/10/17	697850	PJ	ZIP ZONE, INC -	48.39	
650.6b	Transportation Expense DM	6/10/17	697846	PJ	ZIP ZONE, INC -	26.76	
650.6b	Transportation Expense DM	6/11/17	698612	PJ	ZIP ZONE, INC -	40.18	
650.6b	Transportation Expense DM	6/11/17	697780	PJ	ZIP ZONE, INC -	25.00	
650.6b	Transportation Expense DM	6/11/17	697351	PJ	ZIP ZONE, INC -	29.00	
650.8b	Transportation Expense AG	6/12/17	697788	PJ	ZIP ZONE, INC -	56.99	
650.6b	Transportation Expense DM	6/12/17	697355	PJ	ZIP ZONE, INC -	119.00	
650.6b	Transportation Expense DM	6/12/17	697354	PJ	ZIP ZONE, INC -	21.67	
650.6b	Transportation Expense DM	6/12/17	700291	PJ	ZIP ZONE, INC -	39.00	
650.6b	Transportation Expense DM	6/13/17	697362	PJ	ZIP ZONE, INC -	32.89	
650.6b	Transportation Expense DM	6/13/17	697795	PJ	ZIP ZONE, INC -	69.27	
650.6b	Transportation Expense DM	6/13/17	697802	PJ	ZIP ZONE, INC -	27.13	
650.6b	Transportation Expense DM	6/13/17	690122	PJ	ZIP ZONE, INC -	33.84	
650.6b	Transportation Expense DM	6/13/17	690124	PJ	ZIP ZONE, INC -	34.40	
650.6b	Transportation Expense DM	6/14/17	700296	PJ	ZIP ZONE, INC -	30.15	
650.6b	Transportation Expense DM	6/14/17	700297	PJ	ZIP ZONE, INC -	32.43	
650.8b	Transportation Expense AG	6/14/17	700300	PJ	ZIP ZONE, INC -	50.00	
650.6b	Transportation Expense DM	6/15/17	697373	PJ	ZIP ZONE, INC -	32.00	
650.6b	Transportation Expense DM	6/15/17	700298	PJ	ZIP ZONE, INC -	24.22	
650.6b	Transportation Expense DM	6/15/17	700299	PJ	ZIP ZONE, INC -	43.10	

MARTIN COUNTY WATER DISTRICT

General Ledger

For the Period From Jan 1, 2017 to May 31, 2018

Filter Criteria includes: 1) IDs from 650.1a to 650.8b. Report order is by ID. Report is printed with sho

Account ID	Account Description	Date	Reference	Jrnl	Trans Descripti	Debit Amt	Monthly Total
650.6b	Transportation Expense DM	6/15/17	690132	PJ	ZIP ZONE, INC -	26.28	
650.8b	Transportation Expense AG	6/16/17	697381	PJ	ZIP ZONE, INC -	47.00	
650.6b	Transportation Expense DM	6/16/17	690138	PJ	ZIP ZONE, INC -	40.32	
650.6b	Transportation Expense DM	6/17/17	697403	PJ	ZIP ZONE, INC -	59.81	
650.6b	Transportation Expense DM	6/17/17	697387	PJ	ZIP ZONE, INC -	71.41	
650.8b	Transportation Expense AG	6/17/17	697401	PJ	ZIP ZONE, INC -	37.79	
650.6b	Transportation Expense DM	6/17/17	697400	PJ	ZIP ZONE, INC -	25.00	
650.6b	Transportation Expense DM	6/18/17	700304	PJ	ZIP ZONE, INC -	20.00	
650.6b	Transportation Expense DM	6/18/17	690142	PJ	ZIP ZONE, INC -	28.39	
650.6b	Transportation Expense DM	6/19/17	697394	PJ	ZIP ZONE, INC -	13.49	
650.6b	Transportation Expense DM	6/19/17	697440	PJ	ZIP ZONE, INC -	29.18	
650.6b	Transportation Expense DM	6/19/17	700305	PJ	ZIP ZONE, INC -	35.80	
650.6b	Transportation Expense DM	6/20/17	697423	PJ	ZIP ZONE, INC -	22.00	
650.6b	Transportation Expense DM	6/20/17	697449	PJ	ZIP ZONE, INC -	29.58	
650.6b	Transportation Expense DM	6/20/17	697418	PJ	ZIP ZONE, INC -	37.57	
650.6b	Transportation Expense DM	6/21/17	697426	PJ	ZIP ZONE, INC -	41.46	
650.8b	Transportation Expense AG	6/21/17	700319	PJ	ZIP ZONE, INC -	76.01	
650.8b	Transportation Expense AG	6/21/17	697455	PJ	ZIP ZONE, INC -	41.52	
650.6b	Transportation Expense DM	6/21/17	700318	PJ	ZIP ZONE, INC -	37.70	
650.6b	Transportation Expense DM	6/21/17	697459	PJ	ZIP ZONE, INC -	31.00	
650.6b	Transportation Expense DM	6/21/17	697460	PJ	ZIP ZONE, INC -	25.00	
650.6b	Transportation Expense DM	6/22/17	697438	PJ	ZIP ZONE, INC -	30.16	
650.6b	Transportation Expense DM	6/23/17	700325	PJ	ZIP ZONE, INC -	35.95	
650.6b	Transportation Expense DM	6/23/17	700327	PJ	ZIP ZONE, INC -	25.00	
650.6b	Transportation Expense DM	6/24/17	700330	PJ	ZIP ZONE, INC -	39.15	
650.6b	Transportation Expense DM	6/25/17	697485	PJ	ZIP ZONE, INC -	33.00	
650.6b	Transportation Expense DM	6/25/17	700332	PJ	ZIP ZONE, INC -	21.00	
650.8b	Transportation Expense AG	6/25/17	698683	PJ	ZIP ZONE, INC -	46.29	
650.6b	Transportation Expense DM	6/26/17	697490	PJ	ZIP ZONE, INC -	75.01	
650.6b	Transportation Expense DM	6/26/17	697525	PJ	ZIP ZONE, INC -	26.62	
650.8b	Transportation Expense AG	6/26/17	698685	PJ	ZIP ZONE, INC -	59.00	
650.6b	Transportation Expense DM	6/27/17	690173	PJ	ZIP ZONE, INC -	38.40	
650.6b	Transportation Expense DM	6/27/17	690170	PJ	ZIP ZONE, INC -	24.21	
650.6b	Transportation Expense DM	6/28/17	698690	PJ	ZIP ZONE, INC -	35.54	
650.6b	Transportation Expense DM	6/29/17	697512	PJ	ZIP ZONE, INC -	53.42	
650.6b	Transportation Expense DM	6/29/17	697509	PJ	ZIP ZONE, INC -	27.04	
650.6b	Transportation Expense DM	6/29/17	697511	PJ	ZIP ZONE, INC -	29.70	
650.6b	Transportation Expense DM	6/30/17	697551	PJ	ZIP ZONE, INC -	235.06	
650.6b	Transportation Expense DM	6/30/17	698705	PJ	ZIP ZONE, INC -	30.37	
650.6b	Transportation Expense DM	6/30/17	697554	PJ	ZIP ZONE, INC -	32.31	

MARTIN COUNTY WATER DISTRICT

General Ledger

For the Period From Jan 1, 2017 to May 31, 2018

Filter Criteria includes: 1) IDs from 650.1a to 650.8b. Report order is by ID. Report is printed with sho

Account ID	Account Description	Date	Reference	Jrnl	Trans Descripti	Debit Amt	Monthly Total
650.8b	Transportation Expense AG	6/30/17	698708	PJ	ZIP ZONE, INC -	66.00	3,636.58
650.6b	Transportation Expense DM	7/1/17	697566	PJ	ZIP ZONE, INC -	25.00	
650.8b	Transportation Expense AG	7/2/17	701104	PJ	ZIP ZONE, INC -	50.29	
650.6b	Transportation Expense DM	7/2/17	690185	PJ	ZIP ZONE, INC -	31.49	
650.6b	Transportation Expense DM	7/3/17	690188	PJ	ZIP ZONE, INC -	20.00	
650.6b	Transportation Expense DM	7/3/17	701107	PJ	ZIP ZONE, INC -	63.05	
650.6b	Transportation Expense DM	7/4/17	700186	PJ	ZIP ZONE, INC -	35.84	
650.6b	Transportation Expense DM	7/4/17	700188	PJ	ZIP ZONE, INC -	30.00	
650.6b	Transportation Expense DM	7/5/17	697590	PJ	ZIP ZONE, INC -	20.03	
650.6b	Transportation Expense DM	7/5/17	697582	PJ	ZIP ZONE, INC -	83.05	
650.6b	Transportation Expense DM	7/5/17	690195	PJ	ZIP ZONE, INC -	26.70	
650.6b	Transportation Expense DM	7/6/17	701114	PJ	ZIP ZONE, INC -	11.62	
650.8b	Transportation Expense AG	7/6/17	700193	PJ	ZIP ZONE, INC -	55.00	
650.6b	Transportation Expense DM	7/6/17	697596	PJ	ZIP ZONE, INC -	32.36	
650.6b	Transportation Expense DM	7/6/17	697595	PJ	ZIP ZONE, INC -	35.00	
650.6b	Transportation Expense DM	7/7/17	701122	PJ	ZIP ZONE, INC -	40.77	
650.6b	Transportation Expense DM	7/7/17	700196	PJ	ZIP ZONE, INC -	25.00	
650.6b	Transportation Expense DM	7/7/17	701130	PJ	ZIP ZONE, INC -	35.84	
650.6b	Transportation Expense DM	7/7/17	701129	PJ	ZIP ZONE, INC -	31.07	
650.6b	Transportation Expense DM	7/7/17	700199	PJ	ZIP ZONE, INC -	39.00	
650.6b	Transportation Expense DM	7/8/17	701174	PJ	ZIP ZONE, INC -	23.00	
650.6b	Transportation Expense DM	7/8/17	698734	PJ	ZIP ZONE, INC -	35.01	
650.6b	Transportation Expense DM	7/9/17	700202	PJ	ZIP ZONE, INC -	39.00	
650.6b	Transportation Expense DM	7/10/17	700205	PJ	ZIP ZONE, INC -	10.45	
650.6b	Transportation Expense DM	7/10/17	700204	PJ	ZIP ZONE, INC -	17.00	
650.6b	Transportation Expense DM	7/10/17	701144	PJ	ZIP ZONE, INC -	39.23	
650.6b	Transportation Expense DM	7/11/17	701161	PJ	ZIP ZONE, INC -	56.76	
650.8b	Transportation Expense AG	7/11/17	701182	PJ	ZIP ZONE, INC -	46.41	
650.6b	Transportation Expense DM	7/11/17	701163	PJ	ZIP ZONE, INC -	30.51	
650.6b	Transportation Expense DM	7/11/17	700210	PJ	ZIP ZONE, INC -	29.50	
650.6b	Transportation Expense DM	7/11/17	700213	PJ	ZIP ZONE, INC -	51.00	
650.6b	Transportation Expense DM	7/11/17	690442	PJ	ZIP ZONE, INC -	31.40	
650.6b	Transportation Expense DM	7/12/17	701186	PJ	ZIP ZONE, INC -	41.86	
650.6b	Transportation Expense DM	7/12/17	701221	PJ	ZIP ZONE, INC -	27.00	
650.6b	Transportation Expense DM	7/12/17	701219	PJ	ZIP ZONE, INC -	30.03	
650.6b	Transportation Expense DM	7/12/17	701218	PJ	ZIP ZONE, INC -	33.02	
650.6b	Transportation Expense DM	7/13/17	690452	PJ	ZIP ZONE, INC -	40.03	
650.6b	Transportation Expense DM	7/13/17	700606	PJ	ZIP ZONE, INC -	71.63	
650.6b	Transportation Expense DM	7/13/17	700222	PJ	ZIP ZONE, INC -	48.88	

MARTIN COUNTY WATER DISTRICT

General Ledger

For the Period From Jan 1, 2017 to May 31, 2018

Filter Criteria includes: 1) IDs from 650.1a to 650.8b. Report order is by ID. Report is printed with sho

Account ID	Account Description	Date	Reference	Jrnl	Trans Descriptio	Debit Amt	Monthly Total
650.6b	Transportation Expense DM	7/13/17	700607	PJ	ZIP ZONE, INC -	26.50	
650.8b	Transportation Expense AG	7/14/17	698779	PJ	ZIP ZONE, INC -	65.00	
650.6b	Transportation Expense DM	7/14/17	700614	PJ	ZIP ZONE, INC -	32.98	
650.6b	Transportation Expense DM	7/14/17	700612	PJ	ZIP ZONE, INC -	35.20	
650.8b	Transportation Expense AG	7/15/17	701209	PJ	ZIP ZONE, INC -	26.37	
650.6b	Transportation Expense DM	7/15/17	700617	PJ	ZIP ZONE, INC -	20.70	
650.6b	Transportation Expense DM	7/16/17	701233	PJ	ZIP ZONE, INC -	25.00	
650.6b	Transportation Expense DM	7/16/17	700619	PJ	ZIP ZONE, INC -	35.50	
650.6b	Transportation Expense DM	7/16/17	701244	PJ	ZIP ZONE, INC -	30.00	
650.6b	Transportation Expense DM	7/17/17	701238	PJ	ZIP ZONE, INC -	74.32	
650.6b	Transportation Expense DM	7/17/17	701246	PJ	ZIP ZONE, INC -	41.27	
650.6b	Transportation Expense DM	7/18/17	701252	PJ	ZIP ZONE, INC -	27.90	
650.6b	Transportation Expense DM	7/18/17	701257	PJ	ZIP ZONE, INC -	34.59	
650.6b	Transportation Expense DM	7/18/17	700627	PJ	ZIP ZONE, INC -	38.90	
650.6b	Transportation Expense DM	7/19/17	701289	PJ	ZIP ZONE, INC -	43.94	
650.6b	Transportation Expense DM	7/19/17	698810	PJ	ZIP ZONE, INC -	31.51	
650.6b	Transportation Expense DM	7/20/17	700639	PJ	ZIP ZONE, INC -	11.14	
650.8b	Transportation Expense AG	7/20/17	700640	PJ	ZIP ZONE, INC -	81.00	
650.6b	Transportation Expense DM	7/20/17	701295	PJ	ZIP ZONE, INC -	38.08	
650.6b	Transportation Expense DM	7/20/17	690231	PJ	ZIP ZONE, INC -	22.98	
650.6b	Transportation Expense DM	7/20/17	700639	PJ	ZIP ZONE, INC -	2.99	
650.8b	Transportation Expense AG	7/21/17	701321	PJ	ZIP ZONE, INC -	25.00	
650.6b	Transportation Expense DM	7/21/17	700648	PJ	ZIP ZONE, INC -	20.00	
650.6b	Transportation Expense DM	7/21/17	690237	PJ	ZIP ZONE, INC -	33.00	
650.6b	Transportation Expense DM	7/21/17	690235	PJ	ZIP ZONE, INC -	42.00	
650.6b	Transportation Expense DM	7/21/17	690234	PJ	ZIP ZONE, INC -	20.00	
650.6b	Transportation Expense DM	7/22/17	701326	PJ	ZIP ZONE, INC -	60.93	
650.6b	Transportation Expense DM	7/22/17	701306	PJ	ZIP ZONE, INC -	90.38	
650.6b	Transportation Expense DM	7/24/17	701341	PJ	ZIP ZONE, INC -	30.00	
650.6b	Transportation Expense DM	7/24/17	698834	PJ	ZIP ZONE, INC -	33.52	
650.8b	Transportation Expense AG	7/24/17	698835	PJ	ZIP ZONE, INC -	7.40	
650.6b	Transportation Expense DM	7/25/17	701389	PJ	ZIP ZONE, INC -	91.10	
650.6b	Transportation Expense DM	7/25/17	701344	PJ	ZIP ZONE, INC -	49.93	
650.6b	Transportation Expense DM	7/25/17	698845	PJ	ZIP ZONE, INC -	38.62	
650.6b	Transportation Expense DM	7/25/17	700662	PJ	ZIP ZONE, INC -	40.29	
650.8b	Transportation Expense AG	7/25/17	698848	PJ	ZIP ZONE, INC -	72.01	
650.6b	Transportation Expense DM	7/25/17	690497	PJ	ZIP ZONE, INC -	30.00	
650.6b	Transportation Expense DM	7/25/17	702153	PJ	ZIP ZONE, INC -	33.50	
650.8b	Transportation Expense AG	7/26/17	701604	PJ	ZIP ZONE, INC -	55.16	
650.6b	Transportation Expense DM	7/26/17	701398	PJ	ZIP ZONE, INC -	34.42	

MARTIN COUNTY WATER DISTRICT

General Ledger

For the Period From Jan 1, 2017 to May 31, 2018

Filter Criteria includes: 1) IDs from 650.1a to 650.8b. Report order is by ID. Report is printed with sho

Account ID	Account Description	Date	Reference	Jrnl	Trans Descriptio	Debit Amt	Monthly Total
650.6b	Transportation Expense DM	7/26/17	701399	PJ	ZIP ZONE, INC -	31.00	
650.6b	Transportation Expense DM	7/26/17	701400	PJ	ZIP ZONE, INC -	25.20	
650.6b	Transportation Expense DM	7/26/17	690253	PJ	ZIP ZONE, INC -	30.73	
650.6b	Transportation Expense DM	7/27/17	701364	PJ	ZIP ZONE, INC -	57.84	
650.6b	Transportation Expense DM	7/27/17	701367	PJ	ZIP ZONE, INC -	31.12	
650.8b	Transportation Expense AG	7/28/17	700234	PJ	ZIP ZONE, INC -	55.00	
650.6b	Transportation Expense DM	7/28/17	701622	PJ	ZIP ZONE, INC -	37.18	
650.6b	Transportation Expense DM	7/28/17	700233	PJ	ZIP ZONE, INC -	42.40	
650.6b	Transportation Expense DM	7/29/17	700236	PJ	ZIP ZONE, INC -	38.21	
650.6b	Transportation Expense DM	7/31/17	701443	PJ	ZIP ZONE, INC -	61.37	
650.6b	Transportation Expense DM	7/31/17	701635	PJ	ZIP ZONE, INC -	25.00	
650.6b	Transportation Expense DM	7/31/17	701442	PJ	ZIP ZONE, INC -	33.41	
650.6b	Transportation Expense DM	7/31/17	701414	PJ	ZIP ZONE, INC -	41.92	
650.6b	Transportation Expense DM	7/31/17	701636	PJ	ZIP ZONE, INC -	30.07	
650.6b	Transportation Expense DM	7/31/17	700244	PJ	ZIP ZONE, INC -	42.54	3,528.95
650.6b	Transportation Expense DM	8/1/17	701448	PJ	ZIP ZONE, INC -	36.00	
650.8b	Transportation Expense AG	8/1/17	701430	PJ	ZIP ZONE, INC -	29.23	
650.6b	Transportation Expense DM	8/1/17	701427	PJ	ZIP ZONE, INC -	11.10	
650.8b	Transportation Expense AG	8/1/17	701645	PJ	ZIP ZONE, INC -	54.16	
650.6b	Transportation Expense DM	8/2/17	700254	PJ	ZIP ZONE, INC -	37.73	
650.6b	Transportation Expense DM	8/3/17	701476	PJ	ZIP ZONE, INC -	93.10	
650.8b	Transportation Expense AG	8/3/17	701474	PJ	ZIP ZONE, INC -	25.00	
650.8b	Transportation Expense AG	8/3/17	701529	PJ	ZIP ZONE, INC -	70.00	
650.6b	Transportation Expense DM	8/3/17	701536	PJ	ZIP ZONE, INC -	29.17	
650.6b	Transportation Expense DM	8/3/17	700258	PJ	ZIP ZONE, INC -	26.00	
650.6b	Transportation Expense DM	8/3/17	701532	PJ	ZIP ZONE, INC -	40.44	
650.6b	Transportation Expense DM	8/4/17	700267	PJ	ZIP ZONE, INC -	11.95	
650.6b	Transportation Expense DM	8/4/17	701664	PJ	ZIP ZONE, INC -	21.59	
650.8b	Transportation Expense AG	8/4/17	700852	PJ	ZIP ZONE, INC -	25.00	
650.8b	Transportation Expense AG	8/4/17	701489	PJ	ZIP ZONE, INC -	25.01	
650.8b	Transportation Expense AG	8/4/17	701665	PJ	ZIP ZONE, INC -	59.00	
650.6b	Transportation Expense DM	8/4/17	701666	PJ	ZIP ZONE, INC -	22.78	
650.6b	Transportation Expense DM	8/4/17	701539	PJ	ZIP ZONE, INC -	37.23	
650.6b	Transportation Expense DM	8/4/17	701483	PJ	ZIP ZONE, INC -	5.81	
650.6b	Transportation Expense DM	8/6/17	690277	PJ	ZIP ZONE, INC -	35.74	
650.6b	Transportation Expense DM	8/7/17	700270	PJ	ZIP ZONE, INC -	37.29	
650.6b	Transportation Expense DM	8/7/17	690276	PJ	ZIP ZONE, INC -	39.68	
650.8b	Transportation Expense AG	8/8/17	701564	PJ	ZIP ZONE, INC -	28.00	
650.6b	Transportation Expense DM	8/8/17	701680	PJ	ZIP ZONE, INC -	56.39	

MARTIN COUNTY WATER DISTRICT

General Ledger

For the Period From Jan 1, 2017 to May 31, 2018

Filter Criteria includes: 1) IDs from 650.1a to 650.8b. Report order is by ID. Report is printed with sho

Account ID	Account Description	Date	Reference	Jrnl	Trans Descriptio	Debit Amt	Monthly Total
650.6b	Transportation Expense DM	8/9/17	700275	PJ	ZIP ZONE, INC -	33.70	
650.6b	Transportation Expense DM	8/9/17	701570	PJ	ZIP ZONE, INC -	31.00	
650.8b	Transportation Expense AG	8/9/17	700276	PJ	ZIP ZONE, INC -	68.00	
650.6b	Transportation Expense DM	8/10/17	700282	PJ	ZIP ZONE, INC -	27.79	
650.6b	Transportation Expense DM	8/10/17	700874	PJ	ZIP ZONE, INC -	17.95	
650.8b	Transportation Expense AG	8/11/17	701600	PJ	ZIP ZONE, INC -	30.00	
650.6b	Transportation Expense DM	8/11/17	701599	PJ	ZIP ZONE, INC -	27.58	
650.6b	Transportation Expense DM	8/11/17	701597	PJ	ZIP ZONE, INC -	2.85	
650.6b	Transportation Expense DM	8/11/17	701686	PJ	ZIP ZONE, INC -	37.97	
650.6b	Transportation Expense DM	8/11/17	701700	PJ	ZIP ZONE, INC -	36.91	
650.6b	Transportation Expense DM	8/11/17	700288	PJ	ZIP ZONE, INC -	38.73	
650.6b	Transportation Expense DM	8/12/17	702103	PJ	ZIP ZONE, INC -	35.00	
650.6b	Transportation Expense DM	8/12/17	702102	PJ	ZIP ZONE, INC -	27.55	
650.6b	Transportation Expense DM	8/14/17	701500	PJ	ZIP ZONE, INC -	73.57	
650.8b	Transportation Expense AG	8/14/17	701504	PJ	ZIP ZONE, INC -	31.03	
650.8b	Transportation Expense AG	8/14/17	701720	PJ	ZIP ZONE, INC -	67.00	
650.6b	Transportation Expense DM	8/14/17	700892	PJ	ZIP ZONE, INC -	28.00	
650.6b	Transportation Expense DM	8/14/17	700891	PJ	ZIP ZONE, INC -	34.02	
650.6b	Transportation Expense DM	8/14/17	702106	PJ	ZIP ZONE, INC -	32.00	
650.6b	Transportation Expense DM	8/15/17	700901	PJ	ZIP ZONE, INC -	17.52	
650.6b	Transportation Expense DM	8/15/17	702110	PJ	ZIP ZONE, INC -	39.32	
650.8b	Transportation Expense AG	8/15/17	701726	PJ	ZIP ZONE, INC -	22.74	
650.6b	Transportation Expense DM	8/15/17	690305	PJ	ZIP ZONE, INC -	35.85	
650.8b	Transportation Expense AG	8/15/17	701729	PJ	ZIP ZONE, INC -	47.75	
650.6b	Transportation Expense DM	8/15/17	690575	PJ	ZIP ZONE, INC -	56.71	
650.6b	Transportation Expense DM	8/16/17	690582	PJ	ZIP ZONE, INC -	29.43	
650.8b	Transportation Expense AG	8/16/17	702116	PJ	ZIP ZONE, INC -	75.34	
650.8b	Transportation Expense AG	8/16/17	702114	PJ	ZIP ZONE, INC -	28.13	
650.6b	Transportation Expense DM	8/16/17	702111	PJ	ZIP ZONE, INC -	40.00	
650.8b	Transportation Expense AG	8/16/17	702115	PJ	ZIP ZONE, INC -	4.23	
650.6b	Transportation Expense DM	8/17/17	690313	PJ	ZIP ZONE, INC -	35.30	
650.8b	Transportation Expense AG	8/17/17	702124	PJ	ZIP ZONE, INC -	34.25	
650.6b	Transportation Expense DM	8/17/17	690317	PJ	ZIP ZONE, INC -	8.46	
650.6b	Transportation Expense DM	8/17/17	702128	PJ	ZIP ZONE, INC -	40.00	
650.6b	Transportation Expense DM	8/18/17	701854	PJ	ZIP ZONE, INC -	30.01	
650.6b	Transportation Expense DM	8/18/17	702132	PJ	ZIP ZONE, INC -	29.50	
650.6b	Transportation Expense DM	8/18/17	702131	PJ	ZIP ZONE, INC -	26.24	
650.6b	Transportation Expense DM	8/20/17	702135	PJ	ZIP ZONE, INC -	31.50	
650.6b	Transportation Expense DM	8/20/17	690323	PJ	ZIP ZONE, INC -	35.12	
650.8b	Transportation Expense DM	8/21/17	700934	PJ	ZIP ZONE, INC -	107.53	

MARTIN COUNTY WATER DISTRICT

General Ledger

For the Period From Jan 1, 2017 to May 31, 2018

Filter Criteria includes: 1) IDs from 650.1a to 650.8b. Report order is by ID. Report is printed with sho

Account ID	Account Description	Date	Reference	Jrnl	Trans Descripti	Debit Amt	Monthly Total
650.8b	Transportation Expense AG	8/21/17	701869	PJ	ZIP ZONE, INC -	69.00	
650.6b	Transportation Expense DM	8/21/17	700250	PJ	ZIP ZONE, INC -	45.29	
650.6b	Transportation Expense DM	8/21/17	700998	PJ	ZIP ZONE, INC -	25.01	
650.6b	Transportation Expense DM	8/21/17	690330	PJ	ZIP ZONE, INC -	39.46	
650.6b	Transportation Expense DM	8/22/17	702138	PJ	ZIP ZONE, INC -	46.22	
650.8b	Transportation Expense AG	8/22/17	701003	PJ	ZIP ZONE, INC -	28.00	
650.6b	Transportation Expense DM	8/22/17	690598	PJ	ZIP ZONE, INC -	3.17	
650.6b	Transportation Expense DM	8/22/17	702142	PJ	ZIP ZONE, INC -	51.01	
650.8b	Transportation Expense AG	8/23/17	701009	PJ	ZIP ZONE, INC -	27.00	
650.6b	Transportation Expense DM	8/23/17	702145	PJ	ZIP ZONE, INC -	27.00	
650.6b	Transportation Expense DM	8/23/17	690337	PJ	ZIP ZONE, INC -	8.46	
650.6b	Transportation Expense DM	8/24/17	701012	PJ	ZIP ZONE, INC -	75.73	
650.8b	Transportation Expense AG	8/24/17	700963	PJ	ZIP ZONE, INC -	33.01	
650.6b	Transportation Expense DM	8/24/17	690341	PJ	ZIP ZONE, INC -	37.15	
650.6b	Transportation Expense DM	8/24/17	702150	PJ	ZIP ZONE, INC -	74.00	
650.8b	Transportation Expense AG	8/25/17	701035	PJ	ZIP ZONE, INC -	20.00	
650.8b	Transportation Expense AG	8/25/17	701046	PJ	ZIP ZONE, INC -	56.74	
650.6b	Transportation Expense DM	8/25/17	701051	PJ	ZIP ZONE, INC -	40.00	
650.6b	Transportation Expense DM	8/25/17	701048	PJ	ZIP ZONE, INC -	49.77	
650.6b	Transportation Expense DM	8/27/17	704103	PJ	ZIP ZONE, INC -	34.00	
650.6b	Transportation Expense DM	8/27/17	702156	PJ	ZIP ZONE, INC -	33.64	
650.6b	Transportation Expense DM	8/28/17	702852	PJ	ZIP ZONE, INC -	14.35	
650.8b	Transportation Expense AG	8/28/17	702857	PJ	ZIP ZONE, INC -	25.00	
650.8b	Transportation Expense AG	8/28/17	702853	PJ	ZIP ZONE, INC -	26.49	
650.8b	Transportation Expense AG	8/28/17	702876	PJ	ZIP ZONE, INC -	25.05	
650.8b	Transportation Expense AG	8/28/17	701896	PJ	ZIP ZONE, INC -	27.55	
650.6b	Transportation Expense DM	8/28/17	702158	PJ	ZIP ZONE, INC -	34.30	
650.6b	Transportation Expense DM	8/28/17	702159	PJ	ZIP ZONE, INC -	28.00	
650.6b	Transportation Expense DM	8/29/17	701069	PJ	ZIP ZONE, INC -	40.00	
650.8b	Transportation Expense AG	8/29/17	701906	PJ	ZIP ZONE, INC -	30.00	
650.6b	Transportation Expense DM	8/29/17	701067	PJ	ZIP ZONE, INC -	25.48	
650.6b	Transportation Expense DM	8/30/17	701073	PJ	ZIP ZONE, INC -	65.25	
650.8b	Transportation Expense AG	8/30/17	701074	PJ	ZIP ZONE, INC -	27.88	
650.8b	Transportation Expense AG	8/30/17	702170	PJ	ZIP ZONE, INC -	81.00	
650.6b	Transportation Expense DM	8/30/17	702169	PJ	ZIP ZONE, INC -	32.35	
650.6b	Transportation Expense DM	8/31/17	702176	PJ	ZIP ZONE, INC -	45.31	
650.6b	Transportation Expense DM	8/31/17	702872	PJ	ZIP ZONE, INC -	35.79	3,700.44
650.8b	Transportation Expense AG	9/1/17	701085	PJ	ZIP ZONE, INC -	31.00	
650.8b	Transportation Expense AG	9/1/17	701922	PJ	ZIP ZONE, INC -	34.07	

MARTIN COUNTY WATER DISTRICT

General Ledger

For the Period From Jan 1, 2017 to May 31, 2018

Filter Criteria includes: 1) IDs from 650.1a to 650.8b. Report order is by ID. Report is printed with sho

Account ID	Account Description	Date	Reference	Jrnl	Trans Descriptio	Debit Amt	Monthly Total
650.6b	Transportation Expense DM	9/1/17	704129	PJ	ZIP ZONE, INC -	44.08	
650.6b	Transportation Expense DM	9/1/17	704180	PJ	ZIP ZONE, INC -	12.17	
650.6b	Transportation Expense DM	9/2/17	702179	PJ	ZIP ZONE, INC -	40.61	
650.6b	Transportation Expense DM	9/4/17	702181	PJ	ZIP ZONE, INC -	51.90	
650.6b	Transportation Expense DM	9/5/17	702894	PJ	ZIP ZONE, INC -	90.07	
650.8b	Transportation Expense AG	9/5/17	702895	PJ	ZIP ZONE, INC -	31.47	
650.6b	Transportation Expense DM	9/5/17	702184	PJ	ZIP ZONE, INC -	44.70	
650.6b	Transportation Expense DM	9/6/17	702306	PJ	ZIP ZONE, INC -	60.48	
650.6b	Transportation Expense DM	9/6/17	702897	PJ	ZIP ZONE, INC -	29.22	
650.6b	Transportation Expense DM	9/7/17	702192	PJ	ZIP ZONE, INC -	40.70	
650.8b	Transportation Expense AG	9/7/17	702189	PJ	ZIP ZONE, INC -	114.00	
650.6b	Transportation Expense DM	9/7/17	702951	PJ	ZIP ZONE, INC -	39.53	
650.6b	Transportation Expense DM	9/7/17	704139	PJ	ZIP ZONE, INC -	35.30	
650.8b	Transportation Expense AG	9/8/17	702960	PJ	ZIP ZONE, INC -	25.01	
650.8b	Transportation Expense AG	9/9/17	701954	PJ	ZIP ZONE, INC -	34.00	
650.8b	Transportation Expense AG	9/9/17	702917	PJ	ZIP ZONE, INC -	50.33	
650.6b	Transportation Expense DM	9/9/17	702201	PJ	ZIP ZONE, INC -	32.20	
650.8b	Transportation Expense AG	9/10/17	702919	PJ	ZIP ZONE, INC -	14.01	
650.6b	Transportation Expense DM	9/10/17	702204	PJ	ZIP ZONE, INC -	51.90	
650.6b	Transportation Expense DM	9/11/17	702972	PJ	ZIP ZONE, INC -	66.08	
650.6b	Transportation Expense DM	9/11/17	702976	PJ	ZIP ZONE, INC -	36.78	
650.8b	Transportation Expense AG	9/11/17	702208	PJ	ZIP ZONE, INC -	91.00	
650.6b	Transportation Expense DM	9/11/17	702206	PJ	ZIP ZONE, INC -	46.00	
650.6b	Transportation Expense DM	9/12/17	702214	PJ	ZIP ZONE, INC -	45.37	
650.6b	Transportation Expense DM	9/13/17	700406	PJ	ZIP ZONE, INC -	24.25	
650.8b	Transportation Expense AG	9/13/17	701987	PJ	ZIP ZONE, INC -	59.01	
650.6b	Transportation Expense DM	9/13/17	702030	PJ	ZIP ZONE, INC -	78.00	
650.6b	Transportation Expense DM	9/13/17	704161	PJ	ZIP ZONE, INC -	39.00	
650.8b	Transportation Expense AG	9/14/17	702995	PJ	ZIP ZONE, INC -	51.72	
650.6b	Transportation Expense DM	9/14/17	703038	PJ	ZIP ZONE, INC -	44.00	
650.8b	Transportation Expense AG	9/14/17	701998	PJ	ZIP ZONE, INC -	12.00	
650.6b	Transportation Expense DM	9/14/17	702994	PJ	ZIP ZONE, INC -	76.36	
650.6b	Transportation Expense DM	9/15/17	702004	PJ	ZIP ZONE, INC -	40.00	
650.6b	Transportation Expense DM	9/15/17	702225	PJ	ZIP ZONE, INC -	33.83	
650.6b	Transportation Expense DM	9/16/17	702228	PJ	ZIP ZONE, INC -	48.31	
650.6b	Transportation Expense DM	9/17/17	702229	PJ	ZIP ZONE, INC -	59.00	
650.6b	Transportation Expense DM	9/18/17	703011	PJ	ZIP ZONE, INC -	96.17	
650.6b	Transportation Expense DM	9/18/17	703050	PJ	ZIP ZONE, INC -	19.00	
650.6b	Transportation Expense DM	9/18/17	702238	PJ	ZIP ZONE, INC -	40.80	
650.6b	Transportation Expense DM	9/19/17	702243	PJ	ZIP ZONE, INC -	20.01	

MARTIN COUNTY WATER DISTRICT

General Ledger

For the Period From Jan 1, 2017 to May 31, 2018

Filter Criteria includes: 1) IDs from 650.1a to 650.8b. Report order is by ID. Report is printed with sho

Account ID	Account Description	Date	Reference	Jrnl	Trans Descripti	Debit Amt	Monthly Total
650.8b	Transportation Expense AG	9/19/17	702100	PJ	ZIP ZONE, INC -	74.00	
650.6b	Transportation Expense DM	9/19/17	704176	PJ	ZIP ZONE, INC -	29.50	
650.8b	Transportation Expense AG	9/20/17	702044	PJ	ZIP ZONE, INC -	37.50	
650.6b	Transportation Expense DM	9/20/17	703852	PJ	ZIP ZONE, INC -	9.84	
650.6b	Transportation Expense DM	9/21/17	704194	PJ	ZIP ZONE, INC -	7.09	
650.6b	Transportation Expense DM	9/21/17	703088	PJ	ZIP ZONE, INC -	45.00	
650.6b	Transportation Expense DM	9/21/17	702049	PJ	ZIP ZONE, INC -	46.12	
650.6b	Transportation Expense DM	9/21/17	702251	PJ	ZIP ZONE, INC -	27.01	
650.8b	Transportation Expense AG	9/22/17	703094	PJ	ZIP ZONE, INC -	29.23	
650.8b	Transportation Expense AG	9/22/17	702059	PJ	ZIP ZONE, INC -	54.30	
650.6b	Transportation Expense DM	9/22/17	702254	PJ	ZIP ZONE, INC -	41.60	
650.6b	Transportation Expense DM	9/23/17	702065	PJ	ZIP ZONE, INC -	47.53	
650.6b	Transportation Expense DM	9/24/17	702068	PJ	ZIP ZONE, INC -	55.55	
650.6b	Transportation Expense DM	9/25/17	702259	PJ	ZIP ZONE, INC -	46.61	
650.8b	Transportation Expense AG	9/25/17	702081	PJ	ZIP ZONE, INC -	33.66	
650.8b	Transportation Expense AG	9/26/17	703119	PJ	ZIP ZONE, INC -	35.07	
650.8b	Transportation Expense AG	9/26/17	702263	PJ	ZIP ZONE, INC -	39.98	
650.6b	Transportation Expense DM	9/27/17	703131	PJ	ZIP ZONE, INC -	91.46	
650.6b	Transportation Expense DM	9/27/17	703180	PJ	ZIP ZONE, INC -	39.75	
650.6b	Transportation Expense DM	9/27/17	703182	PJ	ZIP ZONE, INC -	43.21	
650.8b	Transportation Expense AG	9/28/17	703186	PJ	ZIP ZONE, INC -	238.00	
650.8b	Transportation Expense AG	9/28/17	703200	PJ	ZIP ZONE, INC -	22.00	
650.8b	Transportation Expense AG	9/28/17	703194	PJ	ZIP ZONE, INC -	26.00	
650.6b	Transportation Expense DM	9/28/17	702279	PJ	ZIP ZONE, INC -	47.58	
650.8b	Transportation Expense AG	9/29/17	702283	PJ	ZIP ZONE, INC -	48.00	
650.8b	Transportation Expense AG	9/30/17	703229	PJ	ZIP ZONE, INC -	51.64	
650.6b	Transportation Expense DM	9/30/17	702284	PJ	ZIP ZONE, INC -	28.01	
650.6b	Transportation Expense DM	9/30/17	702285	PJ	ZIP ZONE, INC -	9.34	3,238.02
650.6b	Transportation Expense DM	10/1/17	703206	PJ	ZIP ZONE, INC -	32.00	
650.6b	Transportation Expense DM	10/1/17	702287	PJ	ZIP ZONE, INC -	71.20	
650.6b	Transportation Expense DM	10/2/17	703884	PJ	ZIP ZONE, INC -	29.00	
650.6b	Transportation Expense DM	10/2/17	702289	PJ	ZIP ZONE, INC -	44.50	
650.8b	Transportation Expense AG	10/2/17	703267	PJ	ZIP ZONE, INC -	105.34	
650.8b	Transportation Expense AG	10/3/17	703286	PJ	ZIP ZONE, INC -	47.31	
650.6b	Transportation Expense DM	10/3/17	703283	PJ	ZIP ZONE, INC -	62.39	
650.6b	Transportation Expense DM	10/3/17	702292	PJ	ZIP ZONE, INC -	36.99	
650.8b	Transportation Expense AG	10/3/17	701779	PJ	ZIP ZONE, INC -	77.46	
650.8b	Transportation Expense AG	10/4/17	703254	PJ	ZIP ZONE, INC -	32.21	
650.6b	Transportation Expense DM	10/4/17	703295	PJ	ZIP ZONE, INC -	31.00	

MARTIN COUNTY WATER DISTRICT

General Ledger

For the Period From Jan 1, 2017 to May 31, 2018

Filter Criteria includes: 1) IDs from 650.1a to 650.8b. Report order is by ID. Report is printed with sho

Account ID	Account Description	Date	Reference	Jrnl	Trans Descripti	Debit Amt	Monthly Total
650.6b	Transportation Expense DM	10/4/17	702298	PJ	ZIP ZONE, INC -	39.80	
650.6b	Transportation Expense DM	10/5/17	703896	PJ	ZIP ZONE, INC -	40.00	
650.8b	Transportation Expense AG	10/5/17	703895	PJ	ZIP ZONE, INC -	66.96	
650.8b	Transportation Expense AG	10/6/17	702308	PJ	ZIP ZONE, INC -	66.00	
650.8b	Transportation Expense AG	10/7/17	701802	PJ	ZIP ZONE, INC -	47.69	
650.6b	Transportation Expense DM	10/7/17	702310	PJ	ZIP ZONE, INC -	55.31	
650.6b	Transportation Expense DM	10/8/17	702311	PJ	ZIP ZONE, INC -	37.00	
650.6b	Transportation Expense DM	10/9/17	702316	PJ	ZIP ZONE, INC -	30.40	
650.6b	Transportation Expense DM	10/9/17	702318	PJ	ZIP ZONE, INC -	35.01	
650.8b	Transportation Expense AG	10/10/17	702320	PJ	ZIP ZONE, INC -	82.00	
650.6b	Transportation Expense DM	10/10/17	702323	PJ	ZIP ZONE, INC -	38.00	
650.6b	Transportation Expense DM	10/10/17	702324	PJ	ZIP ZONE, INC -	22.01	
650.6b	Transportation Expense DM	10/10/17	703334	PJ	ZIP ZONE, INC -	89.32	
650.6b	Transportation Expense DM	10/11/17	702329	PJ	ZIP ZONE, INC -	42.00	
650.6b	Transportation Expense DM	10/12/17	703349	PJ	ZIP ZONE, INC -	27.55	
650.8b	Transportation Expense AG	10/12/17	703373	PJ	ZIP ZONE, INC -	35.25	
650.6b	Transportation Expense DM	10/13/17	703379	PJ	ZIP ZONE, INC -	57.13	
650.8b	Transportation Expense AG	10/13/17	703377	PJ	ZIP ZONE, INC -	36.00	
650.8b	Transportation Expense AG	10/13/17	702338	PJ	ZIP ZONE, INC -	78.00	
650.8b	Transportation Expense AG	10/13/17	703385	PJ	ZIP ZONE, INC -	37.04	
650.6b	Transportation Expense DM	10/13/17	702337	PJ	ZIP ZONE, INC -	41.00	
650.6b	Transportation Expense DM	10/14/17	702339	PJ	ZIP ZONE, INC -	39.61	
650.6b	Transportation Expense DM	10/15/17	704240	PJ	ZIP ZONE, INC -	42.95	
650.8b	Transportation Expense AG	10/16/17	703463	PJ	ZIP ZONE, INC -	33.79	
650.6b	Transportation Expense DM	10/16/17	702341	PJ	ZIP ZONE, INC -	45.16	
650.8b	Transportation Expense AG	10/17/17	703466	PJ	ZIP ZONE, INC -	34.53	
650.6b	Transportation Expense DM	10/17/17	702348	PJ	ZIP ZONE, INC -	30.90	
650.8b	Transportation Expense AG	10/18/17	703425	PJ	ZIP ZONE, INC -	34.42	
650.6b	Transportation Expense DM	10/18/17	702347	PJ	ZIP ZONE, INC -	46.00	
650.8b	Transportation Expense AG	10/18/17	702346	PJ	ZIP ZONE, INC -	80.19	
650.6b	Transportation Expense DM	10/19/17	704264	PJ	ZIP ZONE, INC -	36.41	
650.6b	Transportation Expense DM	10/19/17	702356	PJ	ZIP ZONE, INC -	30.00	
650.6b	Transportation Expense DM	10/20/17	704263	PJ	ZIP ZONE, INC -	7.52	
650.8b	Transportation Expense AG	10/20/17	704626	PJ	ZIP ZONE, INC -	54.93	
650.8b	Transportation Expense AG	10/20/17	703435	PJ	ZIP ZONE, INC -	32.85	
650.6b	Transportation Expense DM	10/20/17	704624	PJ	ZIP ZONE, INC -	68.00	
650.8b	Transportation Expense AG	10/20/17	704625	PJ	ZIP ZONE, INC -	57.23	
650.6b	Transportation Expense DM	10/21/17	702363	PJ	ZIP ZONE, INC -	41.00	
650.8b	Transportation Expense AG	10/22/17	702366	PJ	ZIP ZONE, INC -	33.00	
650.6b	Transportation Expense DM	10/22/17	702367	PJ	ZIP ZONE, INC -	71.61	

MARTIN COUNTY WATER DISTRICT

General Ledger

For the Period From Jan 1, 2017 to May 31, 2018

Filter Criteria includes: 1) IDs from 650.1a to 650.8b. Report order is by ID. Report is printed with sho

Account ID	Account Description	Date	Reference	Jrnl	Trans Descripti	Debit Amt	Monthly Total
650.6b	Transportation Expense DM	10/23/17	702372	PJ	ZIP ZONE, INC -	54.60	
650.6b	Transportation Expense DM	10/23/17	702369	PJ	ZIP ZONE, INC -	33.94	
650.8b	Transportation Expense AG	10/24/17	704644	PJ	ZIP ZONE, INC -	77.00	
650.6b	Transportation Expense DM	10/25/17	703541	PJ	ZIP ZONE, INC -	120.84	
650.6b	Transportation Expense DM	10/25/17	704275	PJ	ZIP ZONE, INC -	42.00	
650.6b	Transportation Expense DM	10/26/17	703512	PJ	ZIP ZONE, INC -	37.35	
650.8b	Transportation Expense AG	10/26/17	703547	PJ	ZIP ZONE, INC -	129.82	
650.8b	Transportation Expense AG	10/26/17	703550	PJ	ZIP ZONE, INC -	71.97	
650.6b	Transportation Expense DM	10/26/17	704280	PJ	ZIP ZONE, INC -	42.00	
650.8b	Transportation Expense AG	10/27/17	703513	PJ	ZIP ZONE, INC -	36.00	
650.6b	Transportation Expense DM	10/27/17	704283	PJ	ZIP ZONE, INC -	26.91	
650.6b	Transportation Expense DM	10/28/17	702490	PJ	ZIP ZONE, INC -	34.40	
650.6b	Transportation Expense DM	10/28/17	703556	PJ	ZIP ZONE, INC -	55.31	
650.6b	Transportation Expense DM	10/28/17	702491	PJ	ZIP ZONE, INC -	12.71	
650.6b	Transportation Expense DM	10/29/17	702492	PJ	ZIP ZONE, INC -	31.76	
650.8b	Transportation Expense AG	10/31/17	703996	PJ	ZIP ZONE, INC -	25.82	
650.8b	Transportation Expense AG	10/31/17	703567	PJ	ZIP ZONE, INC -	35.00	
650.8b	Transportation Expense AG	10/31/17	703573	PJ	ZIP ZONE, INC -	40.16	
650.6b	Transportation Expense DM	10/31/17	702499	PJ	ZIP ZONE, INC -	43.30	
650.6b	Transportation Expense DM	10/31/17	702495	PJ	ZIP ZONE, INC -	34.64	
650.6b	Transportation Expense DM	10/31/17	705356	PJ	ZIP ZONE, INC -	66.36	3,444.86
650.6b	Transportation Expense DM	11/1/17	704295	PJ	ZIP ZONE, INC	44.00	
650.6b	Transportation Expense DM	11/1/17	703579	PJ	ZIP ZONE, INC	52.56	
650.6b	Transportation Expense DM	11/2/17	703580	PJ	ZIP ZONE, INC	27.97	
650.6b	Transportation Expense DM	11/2/17	704300	PJ	ZIP ZONE, INC	66.24	
650.6b	Transportation Expense DM	11/2/17	703593	PJ	ZIP ZONE, INC	109.35	
650.6b	Transportation Expense DM	11/4/17	704305	PJ	ZIP ZONE, INC	40.00	
650.6b	Transportation Expense DM	11/4/17	702514	PJ	ZIP ZONE, INC	44.74	
650.8a	Transportation Expense AG	11/5/17	705472	PJ	ZIP ZONE, INC	59.10	
650.6b	Transportation Expense DM	11/5/17	702515	PJ	ZIP ZONE, INC	23.75	
650.6b	Transportation Expense DM	11/6/17	704309	PJ	ZIP ZONE, INC	18.00	
650.6b	Transportation Expense DM	11/6/17	705380	PJ	ZIP ZONE, INC	30.04	
650.6b	Transportation Expense DM	11/7/17	705385	PJ	ZIP ZONE, INC	25.26	
650.6b	Transportation Expense DM	11/7/17	705479	PJ	ZIP ZONE, INC	163.27	
650.6b	Transportation Expense DM	11/7/17	705481	PJ	ZIP ZONE, INC	73.00	
650.6b	Transportation Expense DM	11/7/17	702521	PJ	ZIP ZONE, INC	41.00	
650.6b	Transportation Expense DM	11/8/17	702546	PJ	ZIP ZONE, INC	32.04	
650.6b	Transportation Expense DM	11/8/17	705389	PJ	ZIP ZONE, INC	48.00	
650.6b	Transportation Expense DM	11/8/17	705391	PJ	ZIP ZONE, INC	5.29	

MARTIN COUNTY WATER DISTRICT

General Ledger

For the Period From Jan 1, 2017 to May 31, 2018

Filter Criteria includes: 1) IDs from 650.1a to 650.8b. Report order is by ID. Report is printed with sho

Account ID	Account Description	Date	Reference	Jrnl	Trans Descriptio	Debit Amt	Monthly Total
650.6b	Transportation Expense DM	11/8/17	704316	PJ	ZIP ZONE, INC	32.83	
650.6b	Transportation Expense DM	11/8/17	702526	PJ	ZIP ZONE, INC	48.10	
650.6b	Transportation Expense DM	11/9/17	705398	PJ	ZIP ZONE, INC	24.83	
650.6b	Transportation Expense DM	11/10/17	702530	PJ	ZIP ZONE, INC	41.92	
650.6b	Transportation Expense DM	11/10/17	705514	PJ	ZIP ZONE, INC	40.00	
650.6b	Transportation Expense DM	11/11/17	702535	PJ	ZIP ZONE, INC	46.39	
650.6b	Transportation Expense DM	11/12/17	702537	PJ	ZIP ZONE, INC	40.00	
650.6b	Transportation Expense DM	11/12/17	702536	PJ	ZIP ZONE, INC	28.55	
650.6b	Transportation Expense DM	11/12/17	704731	PJ	ZIP ZONE, INC	220.72	
650.6b	Transportation Expense DM	11/12/17	704732	PJ	ZIP ZONE, INC	81.00	
650.6b	Transportation Expense DM	11/13/17	705411	PJ	ZIP ZONE, INC	71.97	
650.6b	Transportation Expense DM	11/13/17	705525	PJ	ZIP ZONE, INC	26.00	
650.6b	Transportation Expense DM	11/14/17	704742	PJ	ZIP ZONE, INC	39.51	
650.6b	Transportation Expense DM	11/14/17	702542	PJ	ZIP ZONE, INC	32.10	
650.6b	Transportation Expense DM	11/15/17	705424	PJ	ZIP ZONE, INC	21.00	
650.6b	Transportation Expense DM	11/15/17	705430	PJ	ZIP ZONE, INC	64.00	
650.6b	Transportation Expense DM	11/16/17	702553	PJ	ZIP ZONE, INC	50.09	
650.6b	Transportation Expense DM	11/16/17	702550	PJ	ZIP ZONE, INC	35.00	
650.6b	Transportation Expense DM	11/16/17	705550	PJ	ZIP ZONE, INC	34.48	
650.6b	Transportation Expense DM	11/16/17	702575	PJ	ZIP ZONE, INC	35.01	
650.6b	Transportation Expense DM	11/17/17	705555	PJ	ZIP ZONE, INC	33.87	
650.6b	Transportation Expense DM	11/17/17	705436	PJ	ZIP ZONE, INC	30.02	
650.6b	Transportation Expense DM	11/18/17	702557	PJ	ZIP ZONE, INC	37.00	
650.6b	Transportation Expense DM	11/18/17	704757	PJ	ZIP ZONE, INC	66.00	
650.6b	Transportation Expense DM	11/19/17	702559	PJ	ZIP ZONE, INC	33.50	
650.6b	Transportation Expense DM	11/19/17	704339	PJ	ZIP ZONE, INC	50.07	
650.6b	Transportation Expense DM	11/19/17	705441	PJ	ZIP ZONE, INC	25.82	
650.8a	Transportation Expense AG	11/20/17	704780	PJ	ZIP ZONE, INC	78.00	
650.6b	Transportation Expense DM	11/20/17	702561	PJ	ZIP ZONE, INC	31.00	
650.6b	Transportation Expense DM	11/20/17	705448	PJ	ZIP ZONE, INC	33.88	
650.6b	Transportation Expense DM	11/20/17	705443	PJ	ZIP ZONE, INC	91.56	
650.6b	Transportation Expense DM	11/20/17	704761	PJ	ZIP ZONE, INC	57.95	
650.8a	Transportation Expense AG	11/21/17	705616	PJ	ZIP ZONE, INC	73.00	
650.6b	Transportation Expense DM	11/21/17	702569	PJ	ZIP ZONE, INC	30.25	
650.6b	Transportation Expense DM	11/21/17	702568	PJ	ZIP ZONE, INC	35.26	
650.6b	Transportation Expense DM	11/21/17	702566	PJ	ZIP ZONE, INC	31.30	
650.6b	Transportation Expense DM	11/21/17	705620	PJ	ZIP ZONE, INC	50.75	
650.6b	Transportation Expense DM	11/21/17	705618	PJ	ZIP ZONE, INC	46.73	
650.6b	Transportation Expense DM	11/21/17	705454	PJ	ZIP ZONE, INC	23.67	
650.6b	Transportation Expense DM	11/22/17	700753	PJ	ZIP ZONE, INC	46.81	

MARTIN COUNTY WATER DISTRICT

General Ledger

For the Period From Jan 1, 2017 to May 31, 2018

Filter Criteria includes: 1) IDs from 650.1a to 650.8b. Report order is by ID. Report is printed with sho

Account ID	Account Description	Date	Reference	Jrnl	Trans Descripti	Debit Amt	Monthly Total
650.6b	Transportation Expense DM	11/22/17	705623	PJ	ZIP ZONE, INC	130.18	
650.6b	Transportation Expense DM	11/22/17	705609	PJ	ZIP ZONE, INC	83.34	
650.6b	Transportation Expense DM	11/23/17	702573	PJ	ZIP ZONE, INC	74.58	
650.6b	Transportation Expense DM	11/24/17	702578	PJ	ZIP ZONE, INC	35.00	
650.6b	Transportation Expense DM	11/25/17	702580	PJ	ZIP ZONE, INC	60.09	
650.6b	Transportation Expense DM	11/26/17	702583	PJ	ZIP ZONE, INC	19.00	
650.6b	Transportation Expense DM	11/26/17	705456	PJ	ZIP ZONE, INC	30.00	
650.8a	Transportation Expense AG	11/27/17	704784	PJ	ZIP ZONE, INC	91.00	
650.6b	Transportation Expense DM	11/27/17	702588	PJ	ZIP ZONE, INC	39.30	
650.6b	Transportation Expense DM	11/27/17	705457	PJ	ZIP ZONE, INC	33.00	
650.6b	Transportation Expense DM	11/27/17	705658	PJ	ZIP ZONE, INC	5.29	
650.6b	Transportation Expense DM	11/27/17	705660	PJ	ZIP ZONE, INC	36.95	
650.8a	Transportation Expense AG	11/28/17	705664	PJ	ZIP ZONE, INC	56.53	
650.6b	Transportation Expense DM	11/28/17	705744	PJ	ZIP ZONE, INC	51.83	
650.6b	Transportation Expense DM	11/28/17	705667	PJ	ZIP ZONE, INC	36.00	
650.6b	Transportation Expense DM	11/29/17	705750	PJ	ZIP ZONE, INC	41.75	
650.6b	Transportation Expense DM	11/29/17	705751	PJ	ZIP ZONE, INC	59.24	
650.6b	Transportation Expense DM	11/29/17	705752	PJ	ZIP ZONE, INC	78.40	
650.6b	Transportation Expense DM	11/29/17	702594	PJ	ZIP ZONE, INC	33.30	
650.6b	Transportation Expense DM	11/29/17	702596	PJ	ZIP ZONE, INC	38.00	
650.8a	Transportation Expense AG	11/30/17	705776	PJ	ZIP ZONE, INC	48.57	
650.8a	Transportation Expense AG	11/30/17	704800	PJ	ZIP ZONE, INC	83.00	
650.6b	Transportation Expense DM	11/30/17	702600	PJ	ZIP ZONE, INC	29.01	
650.6b	Transportation Expense DM	11/30/17	705764	PJ	ZIP ZONE, INC	99.88	4,116.79
650.6b	Transportation Expense DM	12/1/17	702392	PJ	ZIP ZONE, INC	52.64	
650.6b	Transportation Expense DM	12/1/17	705685	PJ	ZIP ZONE, INC -	30.00	
650.6b	Transportation Expense DM	12/1/17	705690	PJ	ZIP ZONE, INC -	24.67	
650.6b	Transportation Expense DM	12/1/17	702393	PJ	ZIP ZONE, INC -	27.70	
650.6b	Transportation Expense DM	12/2/17	704811	PJ	ZIP ZONE, INC -	42.24	
650.6b	Transportation Expense DM	12/3/17	705791	PJ	ZIP ZONE, INC -	41.09	
650.6b	Transportation Expense DM	12/3/17	705699	PJ	ZIP ZONE, INC -	46.62	
650.6b	Transportation Expense DM	12/3/17	705700	PJ	ZIP ZONE, INC -	60.44	
650.6b	Transportation Expense DM	12/3/17	705791	PJ	ZIP ZONE, INC -	41.39	
650.6b	Transportation Expense DM	12/3/17	705697	PJ	ZIP ZONE, INC -	22.00	
650.6b	Transportation Expense DM	12/3/17	702396	PJ	ZIP ZONE, INC -	33.00	
650.6b	Transportation Expense DM	12/3/17	704813	PJ	ZIP ZONE, INC -	38.50	
650.6b	Transportation Expense DM	12/4/17	702397	PJ	ZIP ZONE, INC	41.76	
650.6b	Transportation Expense DM	12/4/17	705703	PJ	ZIP ZONE, INC -	29.93	
650.8b	Transportation Expense AG	12/4/17	704821	PJ	ZIP ZONE, INC -	74.00	

MARTIN COUNTY WATER DISTRICT

General Ledger

For the Period From Jan 1, 2017 to May 31, 2018

Filter Criteria includes: 1) IDs from 650.1a to 650.8b. Report order is by ID. Report is printed with sho

Account ID	Account Description	Date	Reference	Jrnl	Trans Descriptio	Debit Amt	Monthly Total
650.6b	Transportation Expense DM	12/4/17	704817	PJ	ZIP ZONE, INC -	23.12	
650.6b	Transportation Expense DM	12/5/17	705713	PJ	ZIP ZONE, INC -	18.54	
650.6b	Transportation Expense DM	12/5/17	705803	PJ	ZIP ZONE, INC -	37.47	
650.6b	Transportation Expense DM	12/5/17	700786	PJ	ZIP ZONE, INC -	32.00	
650.6b	Transportation Expense DM	12/6/17	705818	PJ	ZIP ZONE, INC	31.01	
650.6b	Transportation Expense DM	12/6/17	705810	PJ	ZIP ZONE, INC -	84.71	
650.6b	Transportation Expense DM	12/6/17	705814	PJ	ZIP ZONE, INC -	58.13	
650.6b	Transportation Expense DM	12/6/17	705815	PJ	ZIP ZONE, INC -	32.53	
650.8b	Transportation Expense AG	12/7/17	704836	PJ	ZIP ZONE, INC	65.00	
650.6b	Transportation Expense DM	12/7/17	705829	PJ	ZIP ZONE, INC -	44.00	
650.6b	Transportation Expense DM	12/7/17	705733	PJ	ZIP ZONE, INC -	31.21	
650.8b	Transportation Expense AG	12/8/17	704842	PJ	ZIP ZONE, INC	50.33	
650.6b	Transportation Expense DM	12/8/17	705845	PJ	ZIP ZONE, INC	61.99	
650.6b	Transportation Expense DM	12/8/17	705848	PJ	ZIP ZONE, INC -	44.48	
650.6b	Transportation Expense DM	12/8/17	705838	PJ	ZIP ZONE, INC -	48.12	
650.6b	Transportation Expense DM	12/8/17	705844	PJ	ZIP ZONE, INC -	29.80	
650.6b	Transportation Expense DM	12/8/17	705846	PJ	ZIP ZONE, INC -	36.00	
650.6b	Transportation Expense DM	12/8/17	705849	PJ	ZIP ZONE, INC -	38.00	
650.6b	Transportation Expense DM	12/8/17	702411	PJ	ZIP ZONE, INC -	40.31	
650.6b	Transportation Expense DM	12/9/17	700801	PJ	ZIP ZONE, INC -	26.00	
650.6b	Transportation Expense DM	12/10/17	704845	PJ	ZIP ZONE, INC -	40.00	
650.6b	Transportation Expense DM	12/11/17	705895	PJ	ZIP ZONE, INC	10.80	
650.6b	Transportation Expense DM	12/11/17	705870	PJ	ZIP ZONE, INC -	29.00	
650.6b	Transportation Expense DM	12/11/17	702417	PJ	ZIP ZONE, INC -	33.10	
650.6b	Transportation Expense DM	12/11/17	702418	PJ	ZIP ZONE, INC -	33.00	
650.8b	Transportation Expense AG	12/12/17	704852	PJ	ZIP ZONE, INC	94.00	
650.6b	Transportation Expense DM	12/12/17	705908	PJ	ZIP ZONE, INC	24.44	
650.6b	Transportation Expense DM	12/12/17	705935	PJ	ZIP ZONE, INC	37.19	
650.6b	Transportation Expense DM	12/12/17	705878	PJ	ZIP ZONE, INC -	44.51	
650.6b	Transportation Expense DM	12/13/17	705910	PJ	ZIP ZONE, INC -	31.09	
650.6b	Transportation Expense DM	12/13/17	705918	PJ	ZIP ZONE, INC -	21.93	
650.6b	Transportation Expense DM	12/13/17	705921	PJ	ZIP ZONE, INC -	17.14	
650.6b	Transportation Expense DM	12/13/17	702429	PJ	ZIP ZONE, INC -	28.00	
650.6b	Transportation Expense DM	12/13/17	702427	PJ	ZIP ZONE, INC -	60.00	
650.6b	Transportation Expense DM	12/14/17	705923	PJ	ZIP ZONE, INC	35.00	
650.8b	Transportation Expense AG	12/15/17	704870	PJ	ZIP ZONE, INC	67.49	
650.6b	Transportation Expense DM	12/15/17	705885	PJ	ZIP ZONE, INC	32.00	
650.6b	Transportation Expense DM	12/15/17	705884	PJ	ZIP ZONE, INC	36.00	
650.6b	Transportation Expense DM	12/15/17	705957	PJ	ZIP ZONE, INC -	29.43	
650.6b	Transportation Expense DM	12/15/17	702435	PJ	ZIP ZONE, INC -	41.00	

MARTIN COUNTY WATER DISTRICT

General Ledger

For the Period From Jan 1, 2017 to May 31, 2018

Filter Criteria includes: 1) IDs from 650.1a to 650.8b. Report order is by ID. Report is printed with sho

Account ID	Account Description	Date	Reference	Jrnl	Trans Descriptio	Debit Amt	Monthly Total
650.6b	Transportation Expense DM	12/15/17	702438	PJ	ZIP ZONE, INC -	34.30	
650.6b	Transportation Expense DM	12/16/17	702439	PJ	ZIP ZONE, INC	32.30	
650.6b	Transportation Expense DM	12/17/17	702424	PJ	ZIP ZONE, INC -	20.54	
650.6b	Transportation Expense DM	12/17/17	702424	PJ	ZIP ZONE, INC -	35.50	
650.6b	Transportation Expense DM	12/18/17	700827	PJ	ZIP ZONE, INC	25.76	
650.6b	Transportation Expense DM	12/18/17	700833	PJ	ZIP ZONE, INC -	41.09	
650.6b	Transportation Expense DM	12/18/17	706014	PJ	ZIP ZONE, INC -	84.40	
650.8b	Transportation Expense AG	12/18/17	704877	PJ	ZIP ZONE, INC -	55.29	
650.6b	Transportation Expense DM	12/18/17	706013	PJ	ZIP ZONE, INC -	36.00	
650.6b	Transportation Expense DM	12/18/17	700833	PJ	ZIP ZONE, INC -	32.50	
650.6b	Transportation Expense DM	12/18/17	706014	PJ	ZIP ZONE, INC -	6.03	
650.6b	Transportation Expense DM	12/19/17	702444	PJ	ZIP ZONE, INC	12.96	
650.6b	Transportation Expense DM	12/19/17	702446	PJ	ZIP ZONE, INC	34.00	
650.6b	Transportation Expense DM	12/19/17	700535	PJ	ZIP ZONE, INC -	15.22	
650.6b	Transportation Expense DM	12/19/17	702445	PJ	ZIP ZONE, INC -	29.45	
650.6b	Transportation Expense DM	12/19/17	702447	PJ	ZIP ZONE, INC -	12.35	
650.6b	Transportation Expense DM	12/20/17	702451	PJ	ZIP ZONE, INC	36.30	
650.6b	Transportation Expense DM	12/20/17	702449	PJ	ZIP ZONE, INC	12.15	
650.6b	Transportation Expense DM	12/20/17	705975	PJ	ZIP ZONE, INC -	18.00	
650.6b	Transportation Expense DM	12/21/17	705982	PJ	ZIP ZONE, INC -	24.93	
650.6b	Transportation Expense DM	12/21/17	702455	PJ	ZIP ZONE, INC -	36.00	
650.6b	Transportation Expense DM	12/21/17	702456	PJ	ZIP ZONE, INC -	23.01	
650.8b	Transportation Expense AG	12/21/17	704901	PJ	ZIP ZONE, INC -	86.51	
650.6b	Transportation Expense DM	12/22/17	702459	PJ	ZIP ZONE, INC	49.00	
650.6b	Transportation Expense DM	12/22/17	702458	PJ	ZIP ZONE, INC	34.00	
650.6b	Transportation Expense DM	12/22/17	705996	PJ	ZIP ZONE, INC -	28.50	
650.6b	Transportation Expense DM	12/22/17	706045	PJ	ZIP ZONE, INC -	19.06	
650.6b	Transportation Expense DM	12/22/17	702459	PJ	ZIP ZONE, INC -	26.03	
650.8b	Transportation Expense AG	12/23/17	708108	PJ	ZIP ZONE, INC -	21.51	
650.6b	Transportation Expense DM	12/24/17	702460	PJ	ZIP ZONE, INC -	37.89	
650.6b	Transportation Expense DM	12/25/17	702462	PJ	ZIP ZONE, INC	38.00	
650.6b	Transportation Expense DM	12/26/17	706008	PJ	ZIP ZONE, INC -	30.00	
650.6b	Transportation Expense DM	12/26/17	706006	PJ	ZIP ZONE, INC -	41.04	
650.6b	Transportation Expense DM	12/27/17	702470	PJ	ZIP ZONE, INC	35.63	
650.6b	Transportation Expense DM	12/27/17	702467	PJ	ZIP ZONE, INC	36.50	
650.6b	Transportation Expense DM	12/27/17	702466	PJ	ZIP ZONE, INC -	9.26	
650.6b	Transportation Expense DM	12/27/17	708124	PJ	ZIP ZONE, INC -	30.10	
650.6b	Transportation Expense DM	12/27/17	702469	PJ	ZIP ZONE, INC -	32.00	
650.6b	Transportation Expense DM	12/27/17	702466	PJ	ZIP ZONE, INC -	30.16	
650.6b	Transportation Expense DM	12/28/17	708134	PJ	ZIP ZONE, INC -	22.82	

MARTIN COUNTY WATER DISTRICT

General Ledger

For the Period From Jan 1, 2017 to May 31, 2018

Filter Criteria includes: 1) IDs from 650.1a to 650.8b. Report order is by ID. Report is printed with sho

Account ID	Account Description	Date	Reference	Jrnl	Trans Descriptio	Debit Amt	Monthly Total
650.8b	Transportation Expense AG	12/28/17	704915	PJ	ZIP ZONE, INC -	62.00	
650.6b	Transportation Expense DM	12/28/17	702473	PJ	ZIP ZONE, INC -	33.04	
650.6b	Transportation Expense DM	12/28/17	708134	PJ	ZIP ZONE, INC -	41.09	
650.8b	Transportation Expense AG	12/29/17	706097	PJ	ZIP ZONE, INC	50.12	
650.6b	Transportation Expense DM	12/29/17	702475	PJ	ZIP ZONE, INC	25.79	
650.6b	Transportation Expense DM	12/29/17	708894	PJ	ZIP ZONE, INC -	36.00	
650.6b	Transportation Expense DM	12/30/17	708854	PJ	ZIP ZONE, INC -	49.43	
650.6b	Transportation Expense DM	12/31/17	708856	PJ	ZIP ZONE, INC -	31.01	3,778.42
650.6b	Transportation Expense DM	1/1/18	708912	PJ	ZIP ZONE, INC -	32.45	
650.6b	Transportation Expense DM	1/2/18	908922	PJ	ZIP ZONE, INC -	121.08	
650.6b	Transportation Expense DM	1/2/18	708934	PJ	ZIP ZONE, INC -	24.37	
650.8b	Transportation Expense AG	1/2/18	708928	PJ	ZIP ZONE, INC -	56.03	
650.8b	Transportation Expense AG	1/2/18	708932	PJ	ZIP ZONE, INC -	30.76	
650.6b	Transportation Expense DM	1/2/18	708916	PJ	ZIP ZONE, INC -	37.40	
650.6b	Transportation Expense DM	1/2/18	702480	PJ	ZIP ZONE, INC -	38.00	
650.6b	Transportation Expense DM	1/2/18	708921	PJ	ZIP ZONE, INC -	26.05	
650.8b	Transportation Expense AG	1/2/18	708918	PJ	ZIP ZONE, INC -	26.75	
650.6b	Transportation Expense DM	1/2/18	708865	PJ	ZIP ZONE, INC -	6.56	
650.8b	Transportation Expense AG	1/2/18	704937	PJ	ZIP ZONE, INC -	77.00	
650.6b	Transportation Expense DM	1/3/18	708878	PJ	ZIP ZONE, INC -	38.26	
650.6b	Transportation Expense DM	1/3/18	708871	PJ	ZIP ZONE, INC -	40.94	
650.6b	Transportation Expense DM	1/3/18	702485	PJ	ZIP ZONE, INC -	30.76	
650.6b	Transportation Expense DM	1/3/18	706056	PJ	ZIP ZONE, INC -	38.00	
650.6b	Transportation Expense DM	1/4/18	708958	PJ	ZIP ZONE, INC -	48.74	
650.6b	Transportation Expense DM	1/4/18	708949	PJ	ZIP ZONE, INC -	99.68	
650.8b	Transportation Expense AG	1/4/18	708959	PJ	ZIP ZONE, INC -	26.00	
650.6b	Transportation Expense DM	1/4/18	708961	PJ	ZIP ZONE, INC -	28.00	
650.6b	Transportation Expense DM	1/4/18	708879	PJ	ZIP ZONE, INC -	34.19	
650.6b	Transportation Expense DM	1/4/18	708884	PJ	ZIP ZONE, INC -	45.01	
650.6b	Transportation Expense DM	1/4/18	706061	PJ	ZIP ZONE, INC -	30.00	
650.6b	Transportation Expense DM	1/4/18	702387	PJ	ZIP ZONE, INC -	32.01	
650.6b	Transportation Expense DM	1/5/18	708890	PJ	ZIP ZONE, INC -	48.74	
650.8b	Transportation Expense AG	1/5/18	709053	PJ	ZIP ZONE, INC -	50.29	
650.8b	Transportation Expense AG	1/5/18	709052	PJ	ZIP ZONE, INC -	52.38	
650.8b	Transportation Expense AG	1/5/18	708968	PJ	ZIP ZONE, INC -	88.21	
650.6b	Transportation Expense DM	1/5/18	708970	PJ	ZIP ZONE, INC -	20.43	
650.6b	Transportation Expense DM	1/5/18	708967	PJ	ZIP ZONE, INC -	35.31	
650.6b	Transportation Expense DM	1/6/18	688857	PJ	ZIP ZONE, INC	36.01	
650.8b	Transportation Expense AG	1/6/18	708978	PJ	ZIP ZONE, INC -	21.47	

MARTIN COUNTY WATER DISTRICT

General Ledger

For the Period From Jan 1, 2017 to May 31, 2018

Filter Criteria includes: 1) IDs from 650.1a to 650.8b. Report order is by ID. Report is printed with sho

Account ID	Account Description	Date	Reference	Jrnl	Trans Descripti	Debit Amt	Monthly Total
650.6b	Transportation Expense DM	1/6/18	709058	PJ	ZIP ZONE, INC -	50.37	
650.6b	Transportation Expense DM	1/6/18	709057	PJ	ZIP ZONE, INC -	20.51	
650.6b	Transportation Expense DM	1/6/18	688858	PJ	ZIP ZONE, INC -	33.00	
650.6b	Transportation Expense DM	1/7/18	708984	PJ	ZIP ZONE, INC -	30.00	
650.6b	Transportation Expense DM	1/7/18	688860	PJ	ZIP ZONE, INC -	40.94	
650.6b	Transportation Expense DM	1/7/18	706065	PJ	ZIP ZONE, INC -	36.00	
650.6b	Transportation Expense DM	1/8/18	708986	PJ	ZIP ZONE, INC -	98.50	
650.8b	Transportation Expense AG	1/8/18	708996	PJ	ZIP ZONE, INC -	77.00	
650.8b	Transportation Expense AG	1/8/18	709066	PJ	ZIP ZONE, INC -	34.76	
650.6b	Transportation Expense DM	1/8/18	709064	PJ	ZIP ZONE, INC -	32.50	
650.6b	Transportation Expense DM	1/8/18	709061	PJ	ZIP ZONE, INC -	33.86	
650.6b	Transportation Expense DM	1/8/18	708994	PJ	ZIP ZONE, INC -	20.03	
650.6b	Transportation Expense DM	1/8/18	708988	PJ	ZIP ZONE, INC -	32.88	
650.6b	Transportation Expense DM	1/9/18	709068	PJ	ZIP ZONE, INC -	22.16	
650.6b	Transportation Expense DM	1/9/18	709002	PJ	ZIP ZONE, INC -	35.00	
650.6b	Transportation Expense DM	1/9/18	688871	PJ	ZIP ZONE, INC -	33.66	
650.6b	Transportation Expense DM	1/10/18	709078	PJ	ZIP ZONE, INC -	26.63	
650.6b	Transportation Expense DM	1/10/18	709083	PJ	ZIP ZONE, INC -	16.45	
650.6b	Transportation Expense DM	1/10/18	709014	PJ	ZIP ZONE, INC -	29.54	
650.6b	Transportation Expense DM	1/10/18	709024	PJ	ZIP ZONE, INC -	40.01	
650.6b	Transportation Expense DM	1/10/18	688875	PJ	ZIP ZONE, INC -	33.00	
650.6b	Transportation Expense DM	1/10/18	688874	PJ	ZIP ZONE, INC -	25.48	
650.6b	Transportation Expense DM	1/10/18	700598	PJ	ZIP ZONE, INC -	52.08	
650.6b	Transportation Expense DM	1/10/18	704973	PJ	ZIP ZONE, INC -	24.53	
650.8b	Transportation Expense AG	1/11/18	688880	PJ	ZIP ZONE, INC	74.00	
650.6b	Transportation Expense DM	1/11/18	688879	PJ	ZIP ZONE, INC	39.00	
650.6b	Transportation Expense DM	1/11/18	709085	PJ	ZIP ZONE, INC -	58.05	
650.6b	Transportation Expense DM	1/11/18	709031	PJ	ZIP ZONE, INC -	18.02	
650.6b	Transportation Expense DM	1/11/18	709084	PJ	ZIP ZONE, INC -	21.83	
650.6b	Transportation Expense DM	1/11/18	706087	PJ	ZIP ZONE, INC -	25.29	
650.6b	Transportation Expense DM	1/12/18	704057	PJ	ZIP ZONE, INC	41.00	
650.6b	Transportation Expense DM	1/12/18	688881	PJ	ZIP ZONE, INC	29.89	
650.6b	Transportation Expense DM	1/12/18	709097	PJ	ZIP ZONE, INC -	16.43	
650.6b	Transportation Expense DM	1/12/18	709044	PJ	ZIP ZONE, INC -	25.24	
650.6b	Transportation Expense DM	1/12/18	708145	PJ	ZIP ZONE, INC -	31.40	
650.6b	Transportation Expense DM	1/13/18	704061	PJ	ZIP ZONE, INC	105.00	
650.8b	Transportation Expense AG	1/13/18	709255	PJ	ZIP ZONE, INC -	51.00	
650.8b	Transportation Expense AG	1/13/18	709249	PJ	ZIP ZONE, INC -	54.66	
650.8b	Transportation Expense AG	1/13/18	710678	PJ	ZIP ZONE, INC -	70.00	
650.6b	Transportation Expense DM	1/13/18	709244	PJ	ZIP ZONE, INC -	49.00	

MARTIN COUNTY WATER DISTRICT

General Ledger

For the Period From Jan 1, 2017 to May 31, 2018

Filter Criteria includes: 1) IDs from 650.1a to 650.8b. Report order is by ID. Report is printed with sho

Account ID	Account Description	Date	Reference	Jrnl	Trans Descriptio	Debit Amt	Monthly Total
650.6b	Transportation Expense DM	1/13/18	709247	PJ	ZIP ZONE, INC -	28.03	
650.6b	Transportation Expense DM	1/13/18	708147	PJ	ZIP ZONE, INC -	25.00	
650.6b	Transportation Expense DM	1/14/18	708151	PJ	ZIP ZONE, INC -	29.92	
650.6b	Transportation Expense DM	1/14/18	708150	PJ	ZIP ZONE, INC -	28.97	
650.6b	Transportation Expense DM	1/14/18	704062	PJ	ZIP ZONE, INC -	37.50	
650.6b	Transportation Expense DM	1/15/18	708156	PJ	ZIP ZONE, INC	34.29	
650.6b	Transportation Expense DM	1/15/18	688884	PJ	ZIP ZONE, INC -	28.40	
650.6b	Transportation Expense DM	1/15/18	709262	PJ	ZIP ZONE, INC -	17.97	
650.6b	Transportation Expense DM	1/15/18	709264	PJ	ZIP ZONE, INC -	45.53	
650.6b	Transportation Expense DM	1/15/18	704063	PJ	ZIP ZONE, INC -	3.16	
650.6b	Transportation Expense DM	1/15/18	704067	PJ	ZIP ZONE, INC -	27.17	
650.6b	Transportation Expense DM	1/15/18	688883	PJ	ZIP ZONE, INC -	34.00	
650.6b	Transportation Expense DM	1/15/18	688883	PJ	ZIP ZONE, INC -	7.20	
650.6b	Transportation Expense DM	1/16/18	709275	PJ	ZIP ZONE, INC -	24.36	
650.6b	Transportation Expense DM	1/16/18	709280	PJ	ZIP ZONE, INC -	30.75	
650.6b	Transportation Expense DM	1/16/18	709278	PJ	ZIP ZONE, INC -	60.87	
650.6b	Transportation Expense DM	1/16/18	708157	PJ	ZIP ZONE, INC -	73.50	
650.6b	Transportation Expense DM	1/16/18	704072	PJ	ZIP ZONE, INC -	21.28	
650.6b	Transportation Expense DM	1/17/18	709284	PJ	ZIP ZONE, INC -	53.00	
650.6b	Transportation Expense DM	1/17/18	709290	PJ	ZIP ZONE, INC -	34.00	
650.6b	Transportation Expense DM	1/17/18	704080	PJ	ZIP ZONE, INC -	84.31	
650.6b	Transportation Expense DM	1/18/18	708162	PJ	ZIP ZONE, INC -	18.24	
650.6b	Transportation Expense DM	1/18/18	709297	PJ	ZIP ZONE, INC -	176.00	
650.6b	Transportation Expense DM	1/18/18	688978	PJ	ZIP ZONE, INC -	31.74	
650.6b	Transportation Expense DM	1/18/18	688889	PJ	ZIP ZONE, INC -	41.00	
650.6b	Transportation Expense DM	1/18/18	708167	PJ	ZIP ZONE, INC -	35.50	
650.6b	Transportation Expense DM	1/18/18	688971	PJ	ZIP ZONE, INC -	30.77	
650.6b	Transportation Expense DM	1/18/18	708166	PJ	ZIP ZONE, INC -	32.50	
650.6b	Transportation Expense DM	1/19/18	709123	PJ	ZIP ZONE, INC -	157.00	
650.8b	Transportation Expense AG	1/19/18	709130	PJ	ZIP ZONE, INC -	9.03	
650.6b	Transportation Expense DM	1/19/18	709125	PJ	ZIP ZONE, INC -	43.29	
650.6b	Transportation Expense DM	1/19/18	708171	PJ	ZIP ZONE, INC -	26.53	
650.6b	Transportation Expense DM	1/19/18	708173	PJ	ZIP ZONE, INC -	79.45	
650.6b	Transportation Expense DM	1/19/18	688896	PJ	ZIP ZONE, INC -	57.76	
650.6b	Transportation Expense DM	1/19/18	705010	PJ	ZIP ZONE, INC -	77.00	
650.6b	Transportation Expense DM	1/20/18	709314	PJ	ZIP ZONE, INC -	198.57	
650.8b	Transportation Expense AG	1/20/18	709321	PJ	ZIP ZONE, INC -	25.02	
650.8b	Transportation Expense AG	1/20/18	709136	PJ	ZIP ZONE, INC -	14.56	
650.6b	Transportation Expense DM	1/20/18	709318	PJ	ZIP ZONE, INC -	49.57	
650.6b	Transportation Expense DM	1/20/18	688901	PJ	ZIP ZONE, INC -	56.40	

MARTIN COUNTY WATER DISTRICT

General Ledger

For the Period From Jan 1, 2017 to May 31, 2018

Filter Criteria includes: 1) IDs from 650.1a to 650.8b. Report order is by ID. Report is printed with sho

Account ID	Account Description	Date	Reference	Jrnl	Trans Descripti	Debit Amt	Monthly Total
650.6b	Transportation Expense DM	1/20/18	705011	PJ	ZIP ZONE, INC -	31.00	
650.6b	Transportation Expense DM	1/21/18	688903	PJ	ZIP ZONE, INC -	38.50	
650.6b	Transportation Expense DM	1/21/18	705017	PJ	ZIP ZONE, INC -	134.59	
650.6b	Transportation Expense DM	1/22/18	709326	PJ	ZIP ZONE, INC -	27.21	
650.6b	Transportation Expense DM	1/22/18	688906	PJ	ZIP ZONE, INC -	35.00	
650.6b	Transportation Expense DM	1/22/18	688909	PJ	ZIP ZONE, INC -	66.19	
650.8b	Transportation Expense AG	1/22/18	688910	PJ	ZIP ZONE, INC -	73.00	
650.6b	Transportation Expense DM	1/23/18	705025	PJ	ZIP ZONE, INC -	28.00	
650.6b	Transportation Expense DM	1/23/18	709337	PJ	ZIP ZONE, INC -	30.01	
650.6b	Transportation Expense DM	1/23/18	709147	PJ	ZIP ZONE, INC -	34.83	
650.6b	Transportation Expense DM	1/23/18	688914	PJ	ZIP ZONE, INC -	36.01	
650.6b	Transportation Expense DM	1/24/18	688917	PJ	ZIP ZONE, INC -	35.00	
650.6b	Transportation Expense DM	1/24/18	709174	PJ	ZIP ZONE, INC -	29.02	
650.6b	Transportation Expense DM	1/24/18	709162	PJ	ZIP ZONE, INC -	44.00	
650.6b	Transportation Expense DM	1/25/18	709185	PJ	ZIP ZONE, INC	18.01	
650.6b	Transportation Expense DM	1/25/18	709164	PJ	ZIP ZONE, INC -	42.01	
650.8b	Transportation Expense AG	1/25/18	709191	PJ	ZIP ZONE, INC -	58.85	
650.6b	Transportation Expense DM	1/25/18	705039	PJ	ZIP ZONE, INC -	42.00	
650.6b	Transportation Expense DM	1/25/18	709179	PJ	ZIP ZONE, INC -	20.09	
650.8b	Transportation Expense AG	1/26/18	710359	PJ	ZIP ZONE, INC	81.00	
650.6b	Transportation Expense DM	1/26/18	709193	PJ	ZIP ZONE, INC -	17.49	
650.6b	Transportation Expense DM	1/26/18	709343	PJ	ZIP ZONE, INC -	31.00	
650.6b	Transportation Expense DM	1/26/18	709198	PJ	ZIP ZONE, INC -	67.39	
650.6b	Transportation Expense DM	1/26/18	708189	PJ	ZIP ZONE, INC -	34.50	
650.6b	Transportation Expense DM	1/28/18	708193	PJ	ZIP ZONE, INC -	44.00	
650.6b	Transportation Expense DM	1/29/18	709208	PJ	ZIP ZONE, INC -	59.50	
650.6b	Transportation Expense DM	1/29/18	688931	PJ	ZIP ZONE, INC -	42.50	
650.6b	Transportation Expense DM	1/29/18	709344	PJ	ZIP ZONE, INC -	38.01	
650.6b	Transportation Expense DM	1/29/18	709351	PJ	ZIP ZONE, INC -	37.01	
650.6b	Transportation Expense DM	1/29/18	709352	PJ	ZIP ZONE, INC -	33.19	
650.6b	Transportation Expense DM	1/30/18	709506	PJ	ZIP ZONE, INC	45.99	
650.6b	Transportation Expense DM	1/30/18	709363	PJ	ZIP ZONE, INC -	54.18	
650.6b	Transportation Expense DM	1/30/18	688934	PJ	ZIP ZONE, INC -	42.40	
650.6b	Transportation Expense DM	1/30/18	689022	PJ	ZIP ZONE, INC -	39.00	
650.8b	Transportation Expense AG	1/30/18	710377	PJ	ZIP ZONE, INC -	79.00	
650.6b	Transportation Expense DM	1/31/18	709373	PJ	ZIP ZONE, INC -	56.01	
650.8b	Transportation Expense AG	1/31/18	709372	PJ	ZIP ZONE, INC -	14.39	6,438.60
650.6b	Transportation Expense DM	2/1/18	709413	PJ	ZIP ZONE, INC	72.16	
650.6b	Transportation Expense DM	2/1/18	709376	PJ	ZIP ZONE, INC	38.00	

MARTIN COUNTY WATER DISTRICT

General Ledger

For the Period From Jan 1, 2017 to May 31, 2018

Filter Criteria includes: 1) IDs from 650.1a to 650.8b. Report order is by ID. Report is printed with sho

Account ID	Account Description	Date	Reference	Jrnl	Trans Descriptio	Debit Amt	Monthly Total
650.6b	Transportation Expense DM	2/1/18	709384	PJ	ZIP ZONE, INC	33.41	
650.6b	Transportation Expense DM	2/1/18	709431	PJ	ZIP ZONE, INC	47.02	
650.6b	Transportation Expense DM	2/1/18	708207	PJ	ZIP ZONE, INC	38.26	
650.8b	Transportation Expense AG	2/2/18	709391	PJ	ZIP ZONE, INC	80.00	
650.6b	Transportation Expense DM	2/2/18	709436	PJ	ZIP ZONE, INC	25.24	
650.6b	Transportation Expense DM	2/2/18	688942	PJ	ZIP ZONE, INC	41.00	
650.6b	Transportation Expense DM	2/3/18	688944	PJ	ZIP ZONE, INC	33.80	
650.6b	Transportation Expense DM	2/3/18	689041	PJ	ZIP ZONE, INC	28.87	
650.6b	Transportation Expense DM	2/4/18	709369	PJ	ZIP ZONE, INC	37.29	
650.6b	Transportation Expense DM	2/4/18	689043	PJ	ZIP ZONE, INC	61.00	
650.6b	Transportation Expense DM	2/4/18	709396	PJ	ZIP ZONE, INC	37.29	
650.8b	Transportation Expense AG	2/5/18	710413	PJ	ZIP ZONE, INC	56.00	
650.6b	Transportation Expense DM	2/5/18	710411	PJ	ZIP ZONE, INC	70.98	
650.6b	Transportation Expense DM	2/5/18	709398	PJ	ZIP ZONE, INC	34.14	
650.6b	Transportation Expense DM	2/5/18	708219	PJ	ZIP ZONE, INC	35.30	
650.6b	Transportation Expense DM	2/5/18	708219	PJ	ZIP ZONE, INC	3.17	
650.6b	Transportation Expense DM	2/5/18	688947	PJ	ZIP ZONE, INC	29.00	
650.8b	Transportation Expense AG	2/6/18	710422	PJ	ZIP ZONE, INC	10.27	
650.8b	Transportation Expense AG	2/6/18	710422	PJ	ZIP ZONE, INC	70.50	
650.6b	Transportation Expense DM	2/6/18	709489	PJ	ZIP ZONE, INC	37.59	
650.6b	Transportation Expense DM	2/6/18	709406	PJ	ZIP ZONE, INC	25.02	
650.6b	Transportation Expense DM	2/6/18	688951	PJ	ZIP ZONE, INC	43.60	
650.6b	Transportation Expense DM	2/7/18	709454	PJ	ZIP ZONE, INC	80.37	
650.6b	Transportation Expense DM	2/7/18	688954	PJ	ZIP ZONE, INC	38.51	
650.6b	Transportation Expense DM	2/7/18	709496	PJ	ZIP ZONE, INC	39.00	
650.6b	Transportation Expense DM	2/7/18	709455	PJ	ZIP ZONE, INC	28.54	
650.6b	Transportation Expense DM	2/8/18	688958	PJ	ZIP ZONE, INC	36.00	
650.6b	Transportation Expense DM	2/8/18	709499	PJ	ZIP ZONE, INC	29.00	
650.6b	Transportation Expense DM	2/8/18	709498	PJ	ZIP ZONE, INC	21.62	
650.8b	Transportation Expense AG	2/9/18	688960	PJ	ZIP ZONE, INC	76.00	
650.6b	Transportation Expense DM	2/9/18	709509	PJ	ZIP ZONE, INC	41.43	
650.6b	Transportation Expense DM	2/10/18	688964	PJ	ZIP ZONE, INC	32.00	
650.6b	Transportation Expense DM	2/11/18	688966	PJ	ZIP ZONE, INC	41.00	
650.6b	Transportation Expense DM	2/12/18	709556	PJ	ZIP ZONE, INC	67.09	
650.6b	Transportation Expense DM	2/12/18	708261	PJ	ZIP ZONE, INC	22.50	
650.6b	Transportation Expense DM	2/12/18	688968	PJ	ZIP ZONE, INC	26.83	
650.6b	Transportation Expense DM	2/12/18	709520	PJ	ZIP ZONE, INC	45.00	
650.6b	Transportation Expense DM	2/12/18	709554	PJ	ZIP ZONE, INC	50.26	
650.6b	Transportation Expense DM	2/12/18	709530	PJ	ZIP ZONE, INC	31.00	
650.8b	Transportation Expense AG	2/13/18	709570	PJ	ZIP ZONE, INC	41.30	

MARTIN COUNTY WATER DISTRICT

General Ledger

For the Period From Jan 1, 2017 to May 31, 2018

Filter Criteria includes: 1) IDs from 650.1a to 650.8b. Report order is by ID. Report is printed with sho

Account ID	Account Description	Date	Reference	Jrnl	Trans Descriptio	Debit Amt	Monthly Total
650.6b	Transportation Expense DM	2/13/18	710601	PJ	ZIP ZONE, INC	37.70	
650.6b	Transportation Expense DM	2/13/18	709566	PJ	ZIP ZONE, INC	24.23	
650.8b	Transportation Expense AG	2/14/18	710460	PJ	ZIP ZONE, INC	77.00	
650.8b	Transportation Expense AG	2/14/18	710462	PJ	ZIP ZONE, INC	58.54	
650.6b	Transportation Expense DM	2/14/18	710605	PJ	ZIP ZONE, INC	35.00	
650.6b	Transportation Expense DM	2/14/18	709532	PJ	ZIP ZONE, INC	51.58	
650.6b	Transportation Expense DM	2/15/18	709542	PJ	ZIP ZONE, INC	38.00	
650.6b	Transportation Expense DM	2/15/18	710613	PJ	ZIP ZONE, INC	40.00	
650.6b	Transportation Expense DM	2/15/18	710609	PJ	ZIP ZONE, INC	29.09	
650.6b	Transportation Expense DM	2/15/18	709586	PJ	ZIP ZONE, INC	53.10	
650.6b	Transportation Expense DM	2/16/18	708274	PJ	ZIP ZONE, INC	36.00	
650.6b	Transportation Expense DM	2/16/18	709548	PJ	ZIP ZONE, INC	32.64	
650.6b	Transportation Expense DM	2/17/18	711109	PJ	ZIP ZONE, INC	43.00	
650.6b	Transportation Expense DM	2/17/18	711108	PJ	ZIP ZONE, INC	28.99	
650.8b	Transportation Expense AG	2/18/18	710619	PJ	ZIP ZONE, INC	49.50	
650.6b	Transportation Expense DM	2/18/18	708279	PJ	ZIP ZONE, INC	22.01	
650.6b	Transportation Expense DM	2/18/18	710618	PJ	ZIP ZONE, INC	52.00	
650.6b	Transportation Expense DM	2/19/18	710621	PJ	ZIP ZONE, INC	36.00	
650.6b	Transportation Expense DM	2/19/18	711162	PJ	ZIP ZONE, INC	73.66	
650.6b	Transportation Expense DM	2/20/18	708282	PJ	ZIP ZONE, INC	30.98	
650.6b	Transportation Expense DM	2/20/18	710626	PJ	ZIP ZONE, INC	15.80	
650.6b	Transportation Expense DM	2/20/18	710622	PJ	ZIP ZONE, INC	38.00	
650.6b	Transportation Expense DM	2/21/18	709595	PJ	ZIP ZONE, INC	31.99	
650.6b	Transportation Expense DM	2/21/18	708288	PJ	ZIP ZONE, INC	24.00	
650.6b	Transportation Expense DM	2/21/18	709598	PJ	ZIP ZONE, INC	32.40	
650.8b	Transportation Expense AG	2/22/18	710511	PJ	ZIP ZONE, INC	73.50	
650.6b	Transportation Expense DM	2/22/18	710517	PJ	ZIP ZONE, INC	36.00	
650.6b	Transportation Expense DM	2/22/18	711189	PJ	ZIP ZONE, INC	25.21	
650.8b	Transportation Expense AG	2/23/18	710516	PJ	ZIP ZONE, INC	57.83	
650.6b	Transportation Expense DM	2/23/18	711199	PJ	ZIP ZONE, INC	23.65	
650.6b	Transportation Expense DM	2/23/18	710632	PJ	ZIP ZONE, INC	33.00	
650.6b	Transportation Expense DM	2/23/18	711202	PJ	ZIP ZONE, INC	33.00	
650.6b	Transportation Expense DM	2/23/18	711118	PJ	ZIP ZONE, INC	19.43	
650.8b	Transportation Expense AG	2/26/18	710528	PJ	ZIP ZONE, INC	62.00	
650.8b	Transportation Expense AG	2/26/18	711126	PJ	ZIP ZONE, INC	49.75	
650.6b	Transportation Expense DM	2/26/18	710639	PJ	ZIP ZONE, INC	35.00	
650.6b	Transportation Expense DM	2/26/18	710638	PJ	ZIP ZONE, INC	20.56	
650.6b	Transportation Expense DM	2/26/18	711217	PJ	ZIP ZONE, INC	24.26	
650.6b	Transportation Expense DM	2/27/18	711228	PJ	ZIP ZONE, INC	35.33	
650.6b	Transportation Expense DM	2/27/18	711224	PJ	ZIP ZONE, INC	23.42	

MARTIN COUNTY WATER DISTRICT

General Ledger

For the Period From Jan 1, 2017 to May 31, 2018

Filter Criteria includes: 1) IDs from 650.1a to 650.8b. Report order is by ID. Report is printed with sho

Account ID	Account Description	Date	Reference	Jrnl	Trans Descriptio	Debit Amt	Monthly Total
650.6b	Transportation Expense DM	2/27/18	710642	PJ	ZIP ZONE, INC	25.30	
650.6b	Transportation Expense DM	2/27/18	710645	PJ	ZIP ZONE, INC	39.00	
650.6b	Transportation Expense DM	2/27/18	710644	PJ	ZIP ZONE, INC	32.00	
650.6b	Transportation Expense DM	2/28/18	711233	PJ	ZIP ZONE, INC	20.41	
650.6b	Transportation Expense DM	2/28/18	710646	PJ	ZIP ZONE, INC	25.00	
650.6b	Transportation Expense DM	2/28/18	710647	PJ	ZIP ZONE, INC	35.00	3,456.22
650.8b	Transportation Expense AG	3/1/18	710651	PJ	ZIP ZONE, INC	81.00	
650.6b	Transportation Expense DM	3/1/18	708305	PJ	ZIP ZONE, INC -	35.68	
650.6b	Transportation Expense DM	3/1/18	708304	PJ	ZIP ZONE, INC -	65.39	
650.6b	Transportation Expense DM	3/1/18	711249	PJ	ZIP ZONE, INC -	30.02	
650.6b	Transportation Expense DM	3/2/18	711146	PJ	ZIP ZONE, INC	31.42	
650.6b	Transportation Expense DM	3/2/18	710653	PJ	ZIP ZONE, INC -	7.41	
650.6b	Transportation Expense DM	3/2/18	710653	PJ	ZIP ZONE, INC -	40.00	
650.6b	Transportation Expense DM	3/2/18	708309	PJ	ZIP ZONE, INC -	33.00	
650.6b	Transportation Expense DM	3/2/18	710548	PJ	ZIP ZONE, INC -	31.00	
650.6b	Transportation Expense DM	3/2/18	711149	PJ	ZIP ZONE, INC -	33.28	
650.6b	Transportation Expense DM	3/2/18	710653	PJ	ZIP ZONE, INC -	6.35	
650.6b	Transportation Expense DM	3/5/18	710560	PJ	ZIP ZONE, INC -	52.31	
650.6b	Transportation Expense DM	3/5/18	710657	PJ	ZIP ZONE, INC -	22.86	
650.6b	Transportation Expense DM	3/5/18	710562	PJ	ZIP ZONE, INC -	45.97	
650.6b	Transportation Expense DM	3/5/18	710560	PJ	ZIP ZONE, INC -	40.00	
650.6b	Transportation Expense DM	3/5/18	711309	PJ	ZIP ZONE, INC -	46.25	
650.8b	Transportation Expense AG	3/5/18	710659	PJ	ZIP ZONE, INC -	65.00	
650.6b	Transportation Expense DM	3/5/18	710560	PJ	ZIP ZONE, INC -	15.87	
650.6b	Transportation Expense DM	3/6/18	709929	PJ	ZIP ZONE, INC -	15.30	
650.6b	Transportation Expense DM	3/6/18	709927	PJ	ZIP ZONE, INC -	40.00	
650.6b	Transportation Expense DM	3/6/18	709925	PJ	ZIP ZONE, INC -	15.46	
650.6b	Transportation Expense DM	3/6/18	711279	PJ	ZIP ZONE, INC -	32.01	
650.6b	Transportation Expense DM	3/7/18	710662	PJ	ZIP ZONE, INC -	54.01	
650.6b	Transportation Expense DM	3/8/18	704087	PJ	ZIP ZONE, INC -	60.02	
650.8b	Transportation Expense AG	3/8/18	710584	PJ	ZIP ZONE, INC -	54.10	
650.6b	Transportation Expense DM	3/8/18	710664	PJ	ZIP ZONE, INC -	43.00	
650.8b	Transportation Expense AG	3/8/18	710667	PJ	ZIP ZONE, INC -	71.50	
650.6b	Transportation Expense DM	3/9/18	711291	PJ	ZIP ZONE, INC	48.32	
650.6b	Transportation Expense DM	3/9/18	711344	PJ	ZIP ZONE, INC -	27.51	
650.6b	Transportation Expense DM	3/9/18	711343	PJ	ZIP ZONE, INC -	30.13	
650.6b	Transportation Expense DM	3/9/18	711293	PJ	ZIP ZONE, INC -	34.00	
650.6b	Transportation Expense DM	3/9/18	710669	PJ	ZIP ZONE, INC -	43.00	
650.6b	Transportation Expense DM	3/11/18	710108	PJ	ZIP ZONE, INC -	37.00	

MARTIN COUNTY WATER DISTRICT

General Ledger

For the Period From Jan 1, 2017 to May 31, 2018

Filter Criteria includes: 1) IDs from 650.1a to 650.8b. Report order is by ID. Report is printed with sho

Account ID	Account Description	Date	Reference	Jrnl	Trans Descripti	Debit Amt	Monthly Total
650.6b	Transportation Expense DM	3/12/18	711302	PJ	ZIP ZONE, INC -	51.11	
650.6b	Transportation Expense DM	3/12/18	711300	PJ	ZIP ZONE, INC -	44.82	
650.6b	Transportation Expense DM	3/13/18	709950	PJ	ZIP ZONE, INC -	93.81	
650.6b	Transportation Expense DM	3/13/18	708339	PJ	ZIP ZONE, INC -	36.00	
650.6b	Transportation Expense DM	3/13/18	711431	PJ	ZIP ZONE, INC -	31.00	
650.6b	Transportation Expense DM	3/14/18	711350	PJ	ZIP ZONE, INC -	39.00	
650.6b	Transportation Expense DM	3/14/18	711447	PJ	ZIP ZONE, INC -	44.00	
650.6b	Transportation Expense DM	3/14/18	711361	PJ	ZIP ZONE, INC -	61.38	
650.6b	Transportation Expense DM	3/15/18	711452	PJ	ZIP ZONE, INC -	91.46	
650.8b	Transportation Expense AG	3/15/18	711364	PJ	ZIP ZONE, INC -	27.32	
650.6b	Transportation Expense DM	3/15/18	711454	PJ	ZIP ZONE, INC -	39.00	
650.8b	Transportation Expense AG	3/16/18	710138	PJ	ZIP ZONE, INC -	78.01	
650.6b	Transportation Expense DM	3/16/18	710684	PJ	ZIP ZONE, INC -	24.41	
650.6b	Transportation Expense DM	3/16/18	711460	PJ	ZIP ZONE, INC -	32.50	
650.6b	Transportation Expense DM	3/17/18	710142	PJ	ZIP ZONE, INC -	39.00	
650.6b	Transportation Expense DM	3/20/18	711373	PJ	ZIP ZONE, INC -	61.43	
650.8b	Transportation Expense AG	3/20/18	710153	PJ	ZIP ZONE, INC -	36.00	
650.6b	Transportation Expense DM	3/20/18	710691	PJ	ZIP ZONE, INC -	37.00	
650.6b	Transportation Expense DM	3/20/18	711374	PJ	ZIP ZONE, INC -	55.85	
650.6b	Transportation Expense DM	3/20/18	711485	PJ	ZIP ZONE, INC -	14.32	
650.6b	Transportation Expense DM	3/21/18	710694	PJ	ZIP ZONE, INC -	34.00	
650.6b	Transportation Expense DM	3/21/18	711496	PJ	ZIP ZONE, INC -	28.50	
650.6b	Transportation Expense DM	3/21/18	710166	PJ	ZIP ZONE, INC -	27.65	
650.6b	Transportation Expense DM	3/22/18	711502	PJ	ZIP ZONE, INC -	65.12	
650.6b	Transportation Expense DM	3/23/18	711510	PJ	ZIP ZONE, INC -	46.75	
650.6b	Transportation Expense DM	3/23/18	711520	PJ	ZIP ZONE, INC -	52.21	
650.8b	Transportation Expense AG	3/23/18	710699	PJ	ZIP ZONE, INC -	81.50	
650.6b	Transportation Expense DM	3/23/18	710183	PJ	ZIP ZONE, INC -	41.50	
650.6b	Transportation Expense DM	3/23/18	711390	PJ	ZIP ZONE, INC -	30.00	
650.6b	Transportation Expense DM	3/23/18	711392	PJ	ZIP ZONE, INC -	71.03	
650.6b	Transportation Expense DM	3/23/18	711396	PJ	ZIP ZONE, INC -	45.01	
650.6b	Transportation Expense DM	3/23/18	711397	PJ	ZIP ZONE, INC -	31.89	
650.6b	Transportation Expense DM	3/24/18	709628	PJ	ZIP ZONE, INC -	51.89	
650.6b	Transportation Expense DM	3/24/18	711519	PJ	ZIP ZONE, INC -	18.24	
650.6b	Transportation Expense DM	3/24/18	711521	PJ	ZIP ZONE, INC -	50.43	
650.6b	Transportation Expense DM	3/25/18	711400	PJ	ZIP ZONE, INC -	31.34	
650.8b	Transportation Expense AG	3/25/18	711522	PJ	ZIP ZONE, INC -	50.91	
650.6b	Transportation Expense DM	3/25/18	710075	PJ	ZIP ZONE, INC -	48.04	
650.6b	Transportation Expense DM	3/26/18	711537	PJ	ZIP ZONE, INC -	75.24	
650.6b	Transportation Expense DM	3/26/18	710077	PJ	ZIP ZONE, INC -	39.00	

MARTIN COUNTY WATER DISTRICT

General Ledger

For the Period From Jan 1, 2017 to May 31, 2018

Filter Criteria includes: 1) IDs from 650.1a to 650.8b. Report order is by ID. Report is printed with sho

Account ID	Account Description	Date	Reference	Jrnl	Trans Descriptio	Debit Amt	Monthly Total
650.6b	Transportation Expense DM	3/26/18	711531	PJ	ZIP ZONE, INC -	26.54	
650.6b	Transportation Expense DM	3/26/18	711535	PJ	ZIP ZONE, INC -	50.04	
650.6b	Transportation Expense DM	3/27/18	711540	PJ	ZIP ZONE, INC -	32.17	
650.8b	Transportation Expense AG	3/27/18	710205	PJ	ZIP ZONE, INC -	75.01	
650.6b	Transportation Expense DM	3/27/18	710706	PJ	ZIP ZONE, INC -	40.55	
650.6b	Transportation Expense DM	3/27/18	711553	PJ	ZIP ZONE, INC -	15.28	
650.6b	Transportation Expense DM	3/27/18	711543	PJ	ZIP ZONE, INC -	32.32	
650.6b	Transportation Expense DM	3/28/18	710708	PJ	ZIP ZONE, INC -	45.00	
650.6b	Transportation Expense DM	3/29/18	711565	PJ	ZIP ZONE, INC -	30.00	
650.6b	Transportation Expense DM	3/30/18	711575	PJ	ZIP ZONE, INC -	73.00	
650.6b	Transportation Expense DM	3/30/18	711571	PJ	ZIP ZONE, INC -	35.36	
650.6b	Transportation Expense DM	3/30/18	710089	PJ	ZIP ZONE, INC -	86.42	
650.8b	Transportation Expense AG	3/30/18	710226	PJ	ZIP ZONE, INC -	69.00	3,756.53
650.6b	Transportation Expense DM	4/1/18	710235	PJ	ZIP ZONE, INC	20.00	
650.6b	Transportation Expense DM	4/1/18	709668	PJ	ZIP ZONE, INC	25.00	
650.6b	Transportation Expense DM	4/2/18	711660	PJ	ZIP ZONE, INC	105.97	
650.6b	Transportation Expense DM	4/3/18	709674	PJ	ZIP ZONE, INC	27.36	
650.6b	Transportation Expense DM	4/3/18	711664	PJ	ZIP ZONE, INC	52.00	
650.6b	Transportation Expense DM	4/4/18	711673	PJ	ZIP ZONE, INC	60.99	
650.6b	Transportation Expense DM	4/4/18	694009	PJ	ZIP ZONE, INC	43.00	
650.6b	Transportation Expense DM	4/5/18	711678	PJ	ZIP ZONE, INC	29.92	
650.6b	Transportation Expense DM	4/5/18	711683	PJ	ZIP ZONE, INC	28.00	
650.6b	Transportation Expense DM	4/5/18	710717	PJ	ZIP ZONE, INC -	43.00	
650.8b	Transportation Expense AG	4/6/18	710726	PJ	ZIP ZONE, INC	64.50	
650.6b	Transportation Expense DM	4/6/18	711691	PJ	ZIP ZONE, INC	40.95	
650.6b	Transportation Expense DM	4/6/18	709999	PJ	ZIP ZONE, INC	40.00	
650.6b	Transportation Expense DM	4/6/18	711688	PJ	ZIP ZONE, INC	50.98	
650.6b	Transportation Expense DM	4/6/18	710727	PJ	ZIP ZONE, INC -	47.64	
650.6b	Transportation Expense DM	4/9/18	711706	PJ	ZIP ZONE, INC	43.00	
650.6b	Transportation Expense DM	4/9/18	711704	PJ	ZIP ZONE, INC	30.00	
650.6b	Transportation Expense DM	4/9/18	711711	PJ	ZIP ZONE, INC	51.71	
650.6b	Transportation Expense DM	4/9/18	711708	PJ	ZIP ZONE, INC	43.00	
650.6b	Transportation Expense DM	4/9/18	708508	PJ	ZIP ZONE, INC	32.00	
650.6b	Transportation Expense DM	4/10/18	694020	PJ	ZIP ZONE, INC	32.64	
650.6b	Transportation Expense DM	4/11/18	694023	PJ	ZIP ZONE, INC	44.01	
650.6b	Transportation Expense DM	4/11/18	711733	PJ	ZIP ZONE, INC	73.32	
650.6b	Transportation Expense DM	4/11/18	711735	PJ	ZIP ZONE, INC	30.01	
650.8b	Transportation Expense AG	4/11/18	710294	PJ	ZIP ZONE, INC -	78.00	
650.6b	Transportation Expense DM	4/12/18	711631	PJ	ZIP ZONE, INC	45.45	

MARTIN COUNTY WATER DISTRICT

General Ledger

For the Period From Jan 1, 2017 to May 31, 2018

Filter Criteria includes: 1) IDs from 650.1a to 650.8b. Report order is by ID. Report is printed with sho

Account ID	Account Description	Date	Reference	Jrnl	Trans Descripti	Debit Amt	Monthly Total
650.6b	Transportation Expense DM	4/12/18	710304	PJ	ZIP ZONE, INC	44.00	
650.6b	Transportation Expense DM	4/12/18	711744	PJ	ZIP ZONE, INC	56.55	
650.6b	Transportation Expense DM	4/12/18	710301	PJ	ZIP ZONE, INC	3.51	
650.6b	Transportation Expense DM	4/12/18	709802	PJ	ZIP ZONE, INC -	15.40	
650.6b	Transportation Expense DM	4/13/18	711637	PJ	ZIP ZONE, INC	15.00	
650.6b	Transportation Expense DM	4/13/18	711755	PJ	ZIP ZONE, INC	35.00	
650.6b	Transportation Expense DM	4/13/18	711640	PJ	ZIP ZONE, INC	46.24	
650.6b	Transportation Expense DM	4/14/18	710310	PJ	ZIP ZONE, INC -	43.00	
650.8b	Transportation Expense AG	4/16/18	710318	PJ	ZIP ZONE, INC	93.00	
650.6b	Transportation Expense DM	4/16/18	710742	PJ	ZIP ZONE, INC	41.00	
650.6b	Transportation Expense DM	4/16/18	711766	PJ	ZIP ZONE, INC	83.06	
650.6b	Transportation Expense DM	4/16/18	711767	PJ	ZIP ZONE, INC	48.72	
650.6b	Transportation Expense DM	4/16/18	711765	PJ	ZIP ZONE, INC	30.00	
650.6b	Transportation Expense DM	4/16/18	711649	PJ	ZIP ZONE, INC	72.50	
650.6b	Transportation Expense DM	4/17/18	711658	PJ	ZIP ZONE, INC	39.91	
650.6b	Transportation Expense DM	4/17/18	711771	PJ	ZIP ZONE, INC -	30.69	
650.6b	Transportation Expense DM	4/18/18	694045	PJ	ZIP ZONE, INC -	31.61	
650.6b	Transportation Expense DM	4/18/18	712719	PJ	ZIP ZONE, INC -	62.68	
650.6b	Transportation Expense DM	4/18/18	712601	PJ	ZIP ZONE, INC -	42.00	
650.6b	Transportation Expense DM	4/19/18	711789	PJ	ZIP ZONE, INC -	83.72	
650.6b	Transportation Expense DM	4/19/18	712607	PJ	ZIP ZONE, INC -	54.76	
650.8b	Transportation Expense AG	4/19/18	710750	PJ	ZIP ZONE, INC -	47.00	
650.6b	Transportation Expense DM	4/19/18	712602	PJ	ZIP ZONE, INC -	56.44	
650.6b	Transportation Expense DM	4/20/18	712618	PJ	ZIP ZONE, INC -	80.52	
650.6b	Transportation Expense DM	4/20/18	711799	PJ	ZIP ZONE, INC -	26.00	
650.6b	Transportation Expense DM	4/20/18	711796	PJ	ZIP ZONE, INC -	25.01	
650.6b	Transportation Expense DM	4/20/18	711794	PJ	ZIP ZONE, INC -	35.01	
650.6b	Transportation Expense DM	4/20/18	694048	PJ	ZIP ZONE, INC -	47.01	
650.6b	Transportation Expense DM	4/23/18	709734	PJ	ZIP ZONE, INC -	57.54	
650.6b	Transportation Expense DM	4/23/18	712632	PJ	ZIP ZONE, INC -	39.01	
650.6b	Transportation Expense DM	4/24/18	710759	PJ	ZIP ZONE, INC -	48.00	
650.6b	Transportation Expense DM	4/24/18	712641	PJ	ZIP ZONE, INC -	28.01	
650.8b	Transportation Expense AG	4/25/18	711819	PJ	ZIP ZONE, INC -	91.01	
650.6b	Transportation Expense DM	4/25/18	711818	PJ	ZIP ZONE, INC -	45.00	
650.6b	Transportation Expense DM	4/25/18	711817	PJ	ZIP ZONE, INC -	78.55	
650.6b	Transportation Expense DM	4/25/18	711826	PJ	ZIP ZONE, INC -	67.01	
650.6b	Transportation Expense DM	4/26/18	711831	PJ	ZIP ZONE, INC -	47.06	
650.6b	Transportation Expense DM	4/26/18	711838	PJ	ZIP ZONE, INC -	30.00	
650.6b	Transportation Expense DM	4/26/18	711835	PJ	ZIP ZONE, INC -	32.73	
650.6b	Transportation Expense DM	4/27/18	711849	PJ	ZIP ZONE, INC	27.00	

MARTIN COUNTY WATER DISTRICT

General Ledger

For the Period From Jan 1, 2017 to May 31, 2018

Filter Criteria includes: 1) IDs from 650.1a to 650.8b. Report order is by ID. Report is printed with sho

Account ID	Account Description	Date	Reference	Jrnl	Trans Descriptio	Debit Amt	Monthly Total
650.6b	Transportation Expense DM	4/27/18	711843	PJ	ZIP ZONE, INC -	46.00	
650.6b	Transportation Expense DM	4/27/18	712651	PJ	ZIP ZONE, INC -	45.56	
650.8b	Transportation Expense AG	4/30/18	710720	PJ	ZIP ZONE, INC	73.51	
650.6b	Transportation Expense DM	4/30/18	705076	PJ	ZIP ZONE, INC	25.00	
650.6b	Transportation Expense DM	4/30/18	712733	PJ	ZIP ZONE, INC	20.68	
650.6b	Transportation Expense DM	4/30/18	712724	PJ	ZIP ZONE, INC -	47.79	
650.6b	Transportation Expense DM	4/30/18	710771	PJ	ZIP ZONE, INC -	86.23	3,407.48
650.8b	Transportation Expense AG	5/1/18	705086	PJ	ZIP ZONE, INC	86.01	
650.6b	Transportation Expense DM	5/1/18	709808	PJ	ZIP ZONE, INC	31.14	
650.6b	Transportation Expense DM	5/1/18	712736	PJ	ZIP ZONE, INC	33.06	
650.6b	Transportation Expense DM	5/1/18	705085	PJ	ZIP ZONE, INC	48.64	
650.6b	Transportation Expense DM	5/2/18	712785	PJ	ZIP ZONE, INC	32.99	
650.6b	Transportation Expense DM	5/2/18	710779	PJ	ZIP ZONE, INC	66.06	
650.8b	Transportation Expense AG	5/3/18	712761	PJ	ZIP ZONE, INC	64.31	
650.6b	Transportation Expense DM	5/3/18	712668	PJ	ZIP ZONE, INC	47.06	
650.6b	Transportation Expense DM	5/3/18	712790	PJ	ZIP ZONE, INC	261.88	
650.6b	Transportation Expense DM	5/3/18	712762	PJ	ZIP ZONE, INC	35.01	
650.6b	Transportation Expense DM	5/3/18	712669	PJ	ZIP ZONE, INC	15.30	
650.6b	Transportation Expense DM	5/3/18	712669	PJ	ZIP ZONE, INC	69.93	
650.6b	Transportation Expense DM	5/3/18	710784	PJ	ZIP ZONE, INC	55.61	
650.8b	Transportation Expense AG	5/4/18	712858	PJ	ZIP ZONE, INC	64.00	
650.6b	Transportation Expense DM	5/4/18	712859	PJ	ZIP ZONE, INC	38.64	
650.6b	Transportation Expense DM	5/4/18	712686	PJ	ZIP ZONE, INC	49.00	
650.6b	Transportation Expense DM	5/4/18	710790	PJ	ZIP ZONE, INC	65.06	
650.6b	Transportation Expense DM	5/4/18	712678	PJ	ZIP ZONE, INC	34.82	
650.6b	Transportation Expense DM	5/5/18	712860	PJ	ZIP ZONE, INC	46.22	
650.6b	Transportation Expense DM	5/5/18	712681	PJ	ZIP ZONE, INC	16.77	
650.6b	Transportation Expense DM	5/5/18	712680	PJ	ZIP ZONE, INC	14.00	
650.6b	Transportation Expense DM	5/5/18	712861	PJ	ZIP ZONE, INC	44.01	
650.6b	Transportation Expense DM	5/7/18	712687	PJ	ZIP ZONE, INC	15.27	
650.6b	Transportation Expense DM	5/7/18	712873	PJ	ZIP ZONE, INC	43.00	
650.6b	Transportation Expense DM	5/7/18	710795	PJ	ZIP ZONE, INC	44.30	
650.6b	Transportation Expense DM	5/7/18	712693	PJ	ZIP ZONE, INC	32.56	
650.6b	Transportation Expense DM	5/7/18	712737	PJ	ZIP ZONE, INC -	2.87	
650.6b	Transportation Expense DM	5/7/18	712737	PJ	ZIP ZONE, INC -	1.79	
650.6b	Transportation Expense DM	5/9/18	712699	PJ	ZIP ZONE, INC	12.90	
650.6b	Transportation Expense DM	5/9/18	712699	PJ	ZIP ZONE, INC	61.77	
650.6b	Transportation Expense DM	5/9/18	712811	PJ	ZIP ZONE, INC	27.01	
650.6b	Transportation Expense DM	5/10/18	712816	PJ	ZIP ZONE, INC	57.69	

MARTIN COUNTY WATER DISTRICT

General Ledger

For the Period From Jan 1, 2017 to May 31, 2018

Filter Criteria includes: 1) IDs from 650.1a to 650.8b. Report order is by ID. Report is printed with sho

Account ID	Account Description	Date	Reference	Jrnl	Trans Descriptio	Debit Amt	Monthly Total
650.6b	Transportation Expense DM	5/10/18	712820	PJ	ZIP ZONE, INC	44.34	
650.6b	Transportation Expense DM	5/10/18	710807	PJ	ZIP ZONE, INC -	7.06	
650.6b	Transportation Expense DM	5/10/18	710807	PJ	ZIP ZONE, INC -	92.00	
650.6b	Transportation Expense DM	5/11/18	710812	PJ	ZIP ZONE, INC	35.48	
650.6b	Transportation Expense DM	5/11/18	712829	PJ	ZIP ZONE, INC	39.74	
650.6b	Transportation Expense DM	5/11/18	712901	PJ	ZIP ZONE, INC	34.25	
650.6b	Transportation Expense DM	5/14/18	714607	PJ	ZIP ZONE, INC	35.01	
650.6b	Transportation Expense DM	5/14/18	714610	PJ	ZIP ZONE, INC	35.04	
650.6b	Transportation Expense DM	5/15/18	712846	PJ	ZIP ZONE, INC	37.00	
650.6b	Transportation Expense DM	5/15/18	712841	PJ	ZIP ZONE, INC	13.04	
650.6b	Transportation Expense DM	5/15/18	712841	PJ	ZIP ZONE, INC	86.00	
650.6b	Transportation Expense DM	5/17/18	714698	PJ	ZIP ZONE, INC	25.66	
650.6b	Transportation Expense DM	5/18/18	714706	PJ	ZIP ZONE, INC -	78.43	
650.6b	Transportation Expense DM	5/18/18	714706	PJ	ZIP ZONE, INC -	9.57	
650.8b	Transportation Expense AG	5/19/18	710847	PJ	ZIP ZONE, INC	79.01	
650.6b	Transportation Expense DM	5/21/18	712975	PJ	ZIP ZONE, INC	34.00	
650.6b	Transportation Expense DM	5/21/18	714645	PJ	ZIP ZONE, INC	58.68	
650.6b	Transportation Expense DM	5/21/18	714642	PJ	ZIP ZONE, INC	41.57	2,304.56

EXHIBIT 2

Martin County Water District

Fuel Procedures

- #H • Field workers call office when fuel is purchased.
- Workers give name of store for fuel purchase.
- Workers get approval for fuel purchase from office.
- After approval, workers purchase fuel and call office with the following information:
 1. Unit number
 2. Price per gallon
 3. Gallons purchased
 4. Final total
 5. Mileage
- Recorded in office.

Martin County Water District

Purchase Order Procedures

- #4 • When materials are bought for the Martin County Utility:
 - A. Distribution supervisor will request supplies.
 - B. Request researched through three vendors.
 - C. General Manager approves.
 - D. A purchase order is issued.
 - E. Invoice and purchase order are matched along with work order.
- Recorded in office and on spreadsheet.

**MARTIN COUNTY WATER
PURCHASE ORDER REQUEST FORM**

VENDOR _____

DATE OF REQUEST _____

ESTIMATED AMOUNT \$ _____

ITEM DESCRIPTION _____

PURPOSE/PROGRAM _____

(Staff making request)

APPROVAL _____

PURCHASE ORDER NUMBER ASSIGNED _____

Credit Card Purchase _____ **Staff Identity of Credit Card Used** _____

EXHIBIT 3

MARTIN COUNTY WATER DISTRICT

387 East Main Street Suite 140

INEZ, KY 41224

606-298-3885 OFFICE

606-298-4913 Fax

5. Tom Alley, plant operator.
 - a. No, we do not.
 - b. (1) Plant operator turns the pump on at the Davella pump station. He records the hours pumped.
 - (2) An employee collects daily readings from the Honey Branch meter house.
 - * An 8 inch and a 2 inch meter go to the prison.
 - (3) There are two meters that go to the tank.
 - * A six inch and a 1 inch.
 - c. There are two meters for water returning from the tank to Davella.
 - * A 6 six inch and a 1 inch.
 - d. All of the above are recorded daily and controlled by the plant operator.

EXHIBIT 4

Statement of Account Activity

ZIP ZONE EXPRESS, INC
 PO BOX 248
 LOVELY, KY 41231

(606) 395-5041

Remit to:
 ZIP ZONE EXPRESS, INC
 PO BOX 248
 LOVELY, KY 41231

(606) 395-5041

MARTIN CO WATER DISTRICT
 387 East Main Street
 Suite 110
 Inez, KY 41224

Account: 13355
 Closing Date: 02/28/2018
 Statement Date: 03/15/2018

Balance Forward

211,015.02

Total charges for the Month

Date	Location	Reference #	Description	Units	Subtotal	Amount
02/01/2018	#07 ZIP ZONE EXPRESS -	709376	Customer Charge CHARGE		38.00	38.00
02/01/2018	#07 ZIP ZONE EXPRESS -	709377	Customer Charge CHARGE		52.69	52.69
02/01/2018	#07 ZIP ZONE EXPRESS -	709384	Customer Charge CHARGE		33.41	33.41
02/01/2018	#07 ZIP ZONE EXPRESS -	709413	Customer Charge CHARGE		72.16	72.16
02/01/2018	#07 ZIP ZONE EXPRESS -	709431	Customer Charge CHARGE		47.02	47.02
02/01/2018	#01 ZIP ZONE EXPRESS -	708207	Customer Charge CHARGE		38.26	38.26
02/02/2018	#07 ZIP ZONE EXPRESS -	709391	Customer Charge CHARGE		80.00	80.00
02/02/2018	#07 ZIP ZONE EXPRESS -	709436	Customer Charge CHARGE		25.24	25.24
02/02/2018	#02 ZIP ZONE EXPRESS -	688942	Customer Charge CHARGE		41.00	41.00
02/03/2018	#02 ZIP ZONE EXPRESS -	688944	Customer Charge CHARGE		33.80	33.80
02/03/2018	#04 ZIP ZONE EXPRESS -	710402	Customer Charge CHARGE		116.49	116.49
02/03/2018	#03 ZIP ZONE EXPRESS -	689041	Customer Charge CHARGE		28.87	28.87
02/04/2018	#07 ZIP ZONE EXPRESS -	709396	Customer Charge CHARGE		37.29	37.29
02/04/2018	#03 ZIP ZONE EXPRESS -	689043	Customer Charge CHARGE		61.00	61.00
02/05/2018	#01 ZIP ZONE EXPRESS -	708219	Customer Charge CHARGE		38.47	38.47
02/05/2018	#02 ZIP ZONE EXPRESS -	688947	Customer Charge CHARGE		29.00	29.00
02/05/2018	#04 ZIP ZONE EXPRESS -	710411	Customer Charge CHARGE		70.98	70.98
02/05/2018	#04 ZIP ZONE EXPRESS -	710413	Customer Charge CHARGE		56.00	56.00
02/05/2018	#07 ZIP ZONE EXPRESS -	709398	Customer Charge CHARGE		34.14	34.14

Statement of Account Activity

MARTIN CO WATER DISTRICT

Closing Date: 02/28/2018

Account: 13355

Statement Date: 03/15/2018

Total charges for the Month

Date	Location	Reference #	Description	Units	Subtotal	Amount
02/05/2018	#07 ZIP ZONE EXPRESS -	709399	Customer Charge CHARGE		69.68	69.68
02/06/2018	#04 ZIP ZONE EXPRESS -	710422	Customer Charge CHARGE		80.77	80.77
02/06/2018	#02 ZIP ZONE EXPRESS -	688951	Customer Charge CHARGE		43.60	43.60
02/06/2018	#07 ZIP ZONE EXPRESS -	709406	Customer Charge CHARGE		25.02	25.02
02/06/2018	#07 ZIP ZONE EXPRESS -	709489	Customer Charge CHARGE		37.59	37.59
02/07/2018	#07 ZIP ZONE EXPRESS -	709454	Customer Charge CHARGE		80.37	80.37
02/07/2018	#07 ZIP ZONE EXPRESS -	709455	Customer Charge CHARGE		28.54	28.54
02/07/2018	#07 ZIP ZONE EXPRESS -	709492	Customer Charge CHARGE		59.18	59.18
02/07/2018	#07 ZIP ZONE EXPRESS -	709495	Customer Charge CHARGE		238.01	238.01
02/07/2018	#07 ZIP ZONE EXPRESS -	709496	Customer Charge CHARGE		39.00	39.00
02/07/2018	#07 ZIP ZONE EXPRESS -	709497	Customer Charge CHARGE		133.11	133.11
02/07/2018	#02 ZIP ZONE EXPRESS -	688954	Customer Charge CHARGE		43.80	43.80
02/08/2018	#02 ZIP ZONE EXPRESS -	688958	Customer Charge CHARGE		36.00	36.00
02/08/2018	#03 ZIP ZONE EXPRESS -	689064	Customer Charge CHARGE		3.17	3.17
02/08/2018	#07 ZIP ZONE EXPRESS -	709498	Customer Charge CHARGE		21.62	21.62
02/08/2018	#07 ZIP ZONE EXPRESS -	709499	Customer Charge CHARGE		29.00	29.00
02/09/2018	#02 ZIP ZONE EXPRESS -	688960	Customer Charge CHARGE		76.00	76.00
02/09/2018	#07 ZIP ZONE EXPRESS -	709467	Customer Charge CHARGE		69.13	69.13
02/09/2018	#07 ZIP ZONE EXPRESS -	709506	Customer Charge CHARGE		45.99	45.99
02/09/2018	#07 ZIP ZONE EXPRESS -	709509	Customer Charge CHARGE		41.43	41.43
02/10/2018	#02 ZIP ZONE EXPRESS -	688964	Customer Charge CHARGE		32.00	32.00
02/11/2018	#02 ZIP ZONE EXPRESS -	688966	Customer Charge CHARGE		41.00	41.00
02/12/2018	#01 ZIP ZONE EXPRESS -	708261	Customer Charge CHARGE		22.50	22.50
02/12/2018	#02 ZIP ZONE EXPRESS -	688968	Customer Charge CHARGE		26.83	26.83
02/12/2018	#07 ZIP ZONE EXPRESS -	709517	Customer Charge CHARGE		10.58	10.58
02/12/2018	#07 ZIP ZONE EXPRESS -	709520	Customer Charge CHARGE		62.03	62.03
02/12/2018	#07 ZIP ZONE EXPRESS -	709554	Customer Charge		50.26	50.26

Statement of Account Activity

MARTIN CO WATER DISTRICT

Closing Date: 02/28/2018

Account: 13355

Statement Date: 03/15/2018

Total charges for the Month

Date	Location	Reference #	Description	Units	Subtotal	Amount
			CHARGE		50.26	
02/12/2018	#07 ZIP ZONE EXPRESS -	709556	Customer Charge			67.09
			CHARGE		67.09	
02/13/2018	#07 ZIP ZONE EXPRESS -	709530	Customer Charge			36.29
			CHARGE		36.29	
02/13/2018	#07 ZIP ZONE EXPRESS -	709566	Customer Charge			24.23
			CHARGE		24.23	
02/13/2018	#07 ZIP ZONE EXPRESS -	709570	Customer Charge			41.30
			CHARGE		41.30	
02/13/2018	#02 ZIP ZONE EXPRESS -	710601	Customer Charge			37.70
			CHARGE		37.70	
02/14/2018	#02 ZIP ZONE EXPRESS -	710605	Customer Charge			35.00
			CHARGE		35.00	
02/14/2018	#04 ZIP ZONE EXPRESS -	710460	Customer Charge			77.00
			CHARGE		77.00	
02/14/2018	#04 ZIP ZONE EXPRESS -	710462	Customer Charge			58.54
			CHARGE		58.54	
02/14/2018	#07 ZIP ZONE EXPRESS -	709532	Customer Charge			57.07
			CHARGE		57.07	
02/15/2018	#02 ZIP ZONE EXPRESS -	710609	Customer Charge			29.09
			CHARGE		29.09	
02/15/2018	#02 ZIP ZONE EXPRESS -	710613	Customer Charge			40.00
			CHARGE		40.00	
02/15/2018	#07 ZIP ZONE EXPRESS -	709537	Customer Charge			8.46
			CHARGE		8.46	
02/15/2018	#07 ZIP ZONE EXPRESS -	709542	Customer Charge			38.00
			CHARGE		38.00	
02/15/2018	#07 ZIP ZONE EXPRESS -	709586	Customer Charge			71.56
			CHARGE		71.56	
02/16/2018	#07 ZIP ZONE EXPRESS -	709548	Customer Charge			32.64
			CHARGE		32.64	
02/16/2018	#07 ZIP ZONE EXPRESS -	709589	Customer Charge			114.88
			CHARGE		114.88	
02/16/2018	#07 ZIP ZONE EXPRESS -	709590	Customer Charge			57.50
			CHARGE		57.50	
02/16/2018	#01 ZIP ZONE EXPRESS -	708274	Customer Charge			36.00
			CHARGE		36.00	
02/16/2018	#07 ZIP ZONE EXPRESS -	709589a	Customer Charge			114.88-
			CHARGE		114.88-	
02/17/2018	#07 ZIP ZONE EXPRESS -	711108	Customer Charge			38.30
			CHARGE		38.30	
02/17/2018	#07 ZIP ZONE EXPRESS -	711109	Customer Charge			43.00
			CHARGE		43.00	
02/18/2018	#02 ZIP ZONE EXPRESS -	710618	Customer Charge			52.00
			CHARGE		52.00	
02/18/2018	#02 ZIP ZONE EXPRESS -	710619	Customer Charge			49.50
			CHARGE		49.50	
02/18/2018	#01 ZIP ZONE EXPRESS -	708279	Customer Charge			22.01
			CHARGE		22.01	
02/19/2018	#02 ZIP ZONE EXPRESS -	710621	Customer Charge			36.00
			CHARGE		36.00	
02/19/2018	#07 ZIP ZONE EXPRESS -	711162	Customer Charge			73.66
			CHARGE		73.66	

Statement of Account Activity

MARTIN CO WATER DISTRICT

Closing Date: 02/28/2018

Account: 13355

Statement Date: 03/15/2018

Total charges for the Month

Date	Location	Reference #	Description	Units	Subtotal	Amount
02/20/2018	#02 ZIP ZONE EXPRESS -	710622	Customer Charge CHARGE		38.00	38.00
02/20/2018	#02 ZIP ZONE EXPRESS -	710626	Customer Charge CHARGE		21.09	21.09
02/20/2018	#01 ZIP ZONE EXPRESS -	708282	Customer Charge CHARGE		30.98	30.98
02/21/2018	#07 ZIP ZONE EXPRESS -	709595	Customer Charge CHARGE		31.99	31.99
02/21/2018	#07 ZIP ZONE EXPRESS -	709598	Customer Charge CHARGE		32.40	32.40
02/21/2018	#07 ZIP ZONE EXPRESS -	711180	Customer Charge CHARGE		81.93	81.93
02/21/2018	#01 ZIP ZONE EXPRESS -	708288	Customer Charge CHARGE		24.00	24.00
02/22/2018	#07 ZIP ZONE EXPRESS -	711189	Customer Charge CHARGE		25.21	25.21
02/22/2018	#04 ZIP ZONE EXPRESS -	710511	Customer Charge CHARGE		73.50	73.50
02/23/2018	#02 ZIP ZONE EXPRESS -	710632	Customer Charge CHARGE		33.00	33.00
02/23/2018	#07 ZIP ZONE EXPRESS -	711118	Customer Charge CHARGE		19.43	19.43
02/23/2018	#07 ZIP ZONE EXPRESS -	711199	Customer Charge CHARGE		23.65	23.65
02/23/2018	#07 ZIP ZONE EXPRESS -	711202	Customer Charge CHARGE		33.00	33.00
02/23/2018	#04 ZIP ZONE EXPRESS -	710516	Customer Charge CHARGE		57.83	57.83
02/23/2018	#04 ZIP ZONE EXPRESS -	710517	Customer Charge CHARGE		36.00	36.00
02/26/2018	#04 ZIP ZONE EXPRESS -	710528	Customer Charge CHARGE		62.00	62.00
02/26/2018	#02 ZIP ZONE EXPRESS -	710637	Customer Charge CHARGE		14.82	14.82
02/26/2018	#02 ZIP ZONE EXPRESS -	710638	Customer Charge CHARGE		20.56	20.56
02/26/2018	#02 ZIP ZONE EXPRESS -	710639	Customer Charge CHARGE		35.00	35.00
02/26/2018	#07 ZIP ZONE EXPRESS -	711126	Customer Charge CHARGE		49.75	49.75
02/26/2018	#07 ZIP ZONE EXPRESS -	711217	Customer Charge CHARGE		24.26	24.26
02/27/2018	#02 ZIP ZONE EXPRESS -	710642	Customer Charge CHARGE		30.59	30.59
02/27/2018	#02 ZIP ZONE EXPRESS -	710644	Customer Charge CHARGE		32.00	32.00
02/27/2018	#02 ZIP ZONE EXPRESS -	710645	Customer Charge CHARGE		39.00	39.00
02/27/2018	#07 ZIP ZONE EXPRESS -	711224	Customer Charge CHARGE		23.42	23.42
02/27/2018	#07 ZIP ZONE EXPRESS -	711228	Customer Charge CHARGE		35.33	35.33
02/28/2018	#07 ZIP ZONE EXPRESS -	711233	Customer Charge			106.78

Statement of Account Activity

MARTIN CO WATER DISTRICT

Account: 13355

Page: 5

Closing Date: 02/28/2018

Statement Date: 03/15/2018

Total charges for the Month

Date	Location	Reference #	Description	Units	Subtotal	Amount
02/28/2018	#02 ZIP ZONE EXPRESS -	710646	CHARGE Customer Charge		106.78	25.00
02/28/2018	#02 ZIP ZONE EXPRESS -	710647	CHARGE Customer Charge		25.00	35.00
			CHARGE		35.00	
Total Total charges for the Month						4,537.49

Current	1- 30	31- 61	62- 92	Over 92	Finance Charges	Statement Total
4,652.37	13,570.06	7,774.05	4,203.80	185,352.23	0.00	215,552.51

Statement of Account Activity

ZIP ZONE EXPRESS, INC
 PO BOX 248
 LOVELY, KY 41231

(606) 395-5041

Remit to:
 ZIP ZONE EXPRESS, INC
 PO BOX 248
 LOVELY, KY 41231

(606) 395-5041

MARTIN CO WATER DISTRICT
 387 East Main Street
 Suite 110
 Inez, KY 41224

Account: 13355
Closing Date: 01/31/2018
Statement Date: 02/15/2018

Balance Forward

197,483.13

Total charges for the Month

Date	Location	Reference #	Description	Units	Subtotal	Amount
01/01/2018	#07 ZIP ZONE EXPRESS	- 708912	Customer Charge CHARGE		32.45	32.45
01/02/2018	#04 ZIP ZONE EXPRESS	- 704937	Customer Charge CHARGE		77.00	77.00
01/02/2018	#02 ZIP ZONE EXPRESS	- 702480	Customer Charge CHARGE		38.00	38.00
01/02/2018	#07 ZIP ZONE EXPRESS	- 708865	Customer Charge CHARGE		6.56	6.56
01/02/2018	#07 ZIP ZONE EXPRESS	- 708916	Customer Charge CHARGE		37.40	37.40
01/02/2018	#07 ZIP ZONE EXPRESS	- 708918	Customer Charge CHARGE		26.75	26.75
01/02/2018	#07 ZIP ZONE EXPRESS	- 708921	Customer Charge CHARGE		26.05	26.05
01/02/2018	#07 ZIP ZONE EXPRESS	- 708922	Customer Charge CHARGE		121.08	121.08
01/02/2018	#07 ZIP ZONE EXPRESS	- 708928	Customer Charge CHARGE		56.03	56.03
01/02/2018	#07 ZIP ZONE EXPRESS	- 708932	Customer Charge CHARGE		30.76	30.76
01/02/2018	#07 ZIP ZONE EXPRESS	- 708934	Customer Charge CHARGE		24.37	24.37
01/03/2018	#03 ZIP ZONE EXPRESS	- 700576	Customer Charge CHARGE		7.40	7.40
01/03/2018	#03 ZIP ZONE EXPRESS	- 700577	Customer Charge CHARGE		24.37	24.37
01/03/2018	#02 ZIP ZONE EXPRESS	- 702485	Customer Charge CHARGE		30.76	30.76
01/03/2018	#01 ZIP ZONE EXPRESS	- 706056	Customer Charge CHARGE		38.00	38.00
01/03/2018	#07 ZIP ZONE EXPRESS	- 708871	Customer Charge CHARGE		40.94	40.94
01/03/2018	#07 ZIP ZONE EXPRESS	- 708878	Customer Charge CHARGE		38.26	38.26
01/04/2018	#04 ZIP ZONE EXPRESS	- 704944	Customer Charge CHARGE		12.02	12.02
01/04/2018	#07 ZIP ZONE EXPRESS	- 708879	Customer Charge CHARGE		34.19	34.19
01/04/2018	#07 ZIP ZONE EXPRESS	- 708884	Customer Charge CHARGE		45.01	45.01
01/04/2018	#07 ZIP ZONE EXPRESS	- 708949	Customer Charge CHARGE		99.68	99.68

Statement of Account Activity

MARTIN CO WATER DISTRICT
 Account: 13355

Page: 2
 Closing Date: 01/31/2018
 Statement Date: 02/15/2018

Total charges for the Month

Date	Location	Reference #	Description	Units	Subtotal	Amount
01/04/2018	#07 ZIP ZONE EXPRESS -	708958	Customer Charge CHARGE		48.74	48.74
01/04/2018	#07 ZIP ZONE EXPRESS -	708959	Customer Charge CHARGE		26.00	26.00
01/04/2018	#07 ZIP ZONE EXPRESS -	708961	Customer Charge CHARGE		28.00	28.00
01/04/2018	#02 ZIP ZONE EXPRESS -	688851	Customer Charge CHARGE		39.19	39.19
01/04/2018	#02 ZIP ZONE EXPRESS -	702387	Customer Charge CHARGE		32.01	32.01
01/05/2018	#07 ZIP ZONE EXPRESS -	708890	Customer Charge CHARGE		48.74	48.74
01/05/2018	#07 ZIP ZONE EXPRESS -	708964	Customer Charge CHARGE		273.52	273.52
01/05/2018	#07 ZIP ZONE EXPRESS -	708965	Customer Charge CHARGE		136.52	136.52
01/05/2018	#07 ZIP ZONE EXPRESS -	708967	Customer Charge CHARGE		35.31	35.31
01/05/2018	#07 ZIP ZONE EXPRESS -	708968	Customer Charge CHARGE		88.21	88.21
01/05/2018	#07 ZIP ZONE EXPRESS -	708970	Customer Charge CHARGE		20.43	20.43
01/05/2018	#07 ZIP ZONE EXPRESS -	709052	Customer Charge CHARGE		52.38	52.38
01/05/2018	#07 ZIP ZONE EXPRESS -	709053	Customer Charge CHARGE		50.29	50.29
01/05/2018	#01 ZIP ZONE EXPRESS -	706061	Customer Charge CHARGE		30.00	30.00
01/05/2018	#02 ZIP ZONE EXPRESS -	688854	Customer Charge CHARGE		12.83	12.83
01/05/2018	#02 ZIP ZONE EXPRESS -	688852	Customer Charge CHARGE		60.65	60.65
01/06/2018	#07 ZIP ZONE EXPRESS -	708971	Customer Charge CHARGE		142.70	142.70
01/06/2018	#07 ZIP ZONE EXPRESS -	708978	Customer Charge CHARGE		21.47	21.47
01/06/2018	#07 ZIP ZONE EXPRESS -	709057	Customer Charge CHARGE		20.51	20.51
01/06/2018	#07 ZIP ZONE EXPRESS -	709058	Customer Charge CHARGE		50.37	50.37
01/06/2018	#01 ZIP ZONE EXPRESS -	706070	Customer Charge CHARGE		82.66	82.66
01/06/2018	#02 ZIP ZONE EXPRESS -	688857	Customer Charge CHARGE		36.01	36.01
01/06/2018	#02 ZIP ZONE EXPRESS -	688858	Customer Charge CHARGE		33.00	33.00
01/06/2018	#02 ZIP ZONE EXPRESS -	688859	Customer Charge CHARGE		5.29	5.29
01/06/2018	#03 ZIP ZONE EXPRESS -	700590	Customer Charge CHARGE		24.37	24.37
01/07/2018	#01 ZIP ZONE EXPRESS -	706065	Customer Charge CHARGE		36.00	36.00
01/07/2018	#01 ZIP ZONE EXPRESS -	706066	Customer Charge CHARGE		35.00	35.00
01/07/2018	#02 ZIP ZONE EXPRESS -	688860	Customer Charge CHARGE		40.94	40.94

Statement of Account Activity

MARTIN CO WATER DISTRICT
 Account: 13355

Page: 3
 Closing Date: 01/31/2018
 Statement Date: 02/15/2018

Total charges for the Month

Date	Location	Reference #	Description	Units	Subtotal	Amount
01/07/2018	#07 ZIP ZONE EXPRESS -	708979	Customer Charge CHARGE		226.26	226.26
01/07/2018	#07 ZIP ZONE EXPRESS -	708984	Customer Charge CHARGE		30.00	30.00
01/07/2018	#03 ZIP ZONE EXPRESS -	700591	Customer Charge CHARGE		42.48	42.48
01/07/2018	#01 ZIP ZONE EXPRESS -	706066a	Customer Charge CHARGE		35.00-	35.00-
01/08/2018	#07 ZIP ZONE EXPRESS -	708986	Customer Charge CHARGE		98.50	98.50
01/08/2018	#07 ZIP ZONE EXPRESS -	708988	Customer Charge CHARGE		263.26	263.26
01/08/2018	#07 ZIP ZONE EXPRESS -	708994	Customer Charge CHARGE		20.03	20.03
01/08/2018	#07 ZIP ZONE EXPRESS -	708996	Customer Charge CHARGE		77.00	77.00
01/08/2018	#07 ZIP ZONE EXPRESS -	709061	Customer Charge CHARGE		33.86	33.86
01/08/2018	#07 ZIP ZONE EXPRESS -	709063	Customer Charge CHARGE		193.57	193.57
01/08/2018	#07 ZIP ZONE EXPRESS -	709064	Customer Charge CHARGE		32.50	32.50
01/08/2018	#07 ZIP ZONE EXPRESS -	709066	Customer Charge CHARGE		34.76	34.76
01/08/2018	#02 ZIP ZONE EXPRESS -	688863	Customer Charge CHARGE		42.71	42.71
01/09/2018	#02 ZIP ZONE EXPRESS -	688867	Customer Charge CHARGE		6.35	6.35
01/09/2018	#02 ZIP ZONE EXPRESS -	688871	Customer Charge CHARGE		33.66	33.66
01/09/2018	#02 ZIP ZONE EXPRESS -	688872	Customer Charge CHARGE		16.03	16.03
01/09/2018	#02 ZIP ZONE EXPRESS -	688873	Customer Charge CHARGE		8.46	8.46
01/09/2018	#07 ZIP ZONE EXPRESS -	708999	Customer Charge CHARGE		196.00	196.00
01/09/2018	#07 ZIP ZONE EXPRESS -	709002	Customer Charge CHARGE		35.00	35.00
01/09/2018	#07 ZIP ZONE EXPRESS -	709068	Customer Charge CHARGE		204.16	204.16
01/10/2018	#04 ZIP ZONE EXPRESS -	704973	Customer Charge CHARGE		24.53	24.53
01/10/2018	#03 ZIP ZONE EXPRESS -	700598	Customer Charge CHARGE		52.08	52.08
01/10/2018	#02 ZIP ZONE EXPRESS -	688874	Customer Charge CHARGE		25.48	25.48
01/10/2018	#02 ZIP ZONE EXPRESS -	688875	Customer Charge CHARGE		40.20	40.20
01/10/2018	#07 ZIP ZONE EXPRESS -	709013	Customer Charge CHARGE		203.00	203.00
01/10/2018	#07 ZIP ZONE EXPRESS -	709014	Customer Charge CHARGE		29.54	29.54
01/10/2018	#07 ZIP ZONE EXPRESS -	709019	Customer Charge CHARGE		248.00	248.00
01/10/2018	#07 ZIP ZONE EXPRESS -	709024	Customer Charge CHARGE		40.01	40.01

Statement of Account Activity

MARTIN CO WATER DISTRICT
Account: 13355

Page: 4
Closing Date: 01/31/2018
Statement Date: 02/15/2018

Total charges for the Month

Date	Location	Reference #	Description	Units	Subtotal	Amount
01/10/2018	#07 ZIP ZONE EXPRESS -	709078	Customer Charge			26.63
			CHARGE		26.63	
01/10/2018	#07 ZIP ZONE EXPRESS -	709079	Customer Charge			138.47
			CHARGE		138.47	
01/10/2018	#07 ZIP ZONE EXPRESS -	709080	Customer Charge			209.00
			CHARGE		209.00	
01/10/2018	#07 ZIP ZONE EXPRESS -	709083	Customer Charge			16.45
			CHARGE		16.45	
01/10/2018	#01 ZIP ZONE EXPRESS -	706084	Customer Charge			12.69
			CHARGE		12.69	
01/11/2018	#01 ZIP ZONE EXPRESS -	706087	Customer Charge			25.29
			CHARGE		25.29	
01/11/2018	#02 ZIP ZONE EXPRESS -	688879	Customer Charge			39.00
			CHARGE		39.00	
01/11/2018	#02 ZIP ZONE EXPRESS -	688880	Customer Charge			74.00
			CHARGE		74.00	
01/11/2018	#03 ZIP ZONE EXPRESS -	700465	Customer Charge			3.17
			CHARGE		3.17	
01/11/2018	#03 ZIP ZONE EXPRESS -	704053	Customer Charge			7.20
			CHARGE		7.20	
01/11/2018	#07 ZIP ZONE EXPRESS -	709031	Customer Charge			32.20
			CHARGE		32.20	
01/11/2018	#07 ZIP ZONE EXPRESS -	709037	Customer Charge			202.01
			CHARGE		202.01	
01/11/2018	#07 ZIP ZONE EXPRESS -	709084	Customer Charge			239.83
			CHARGE		239.83	
01/11/2018	#07 ZIP ZONE EXPRESS -	709085	Customer Charge			63.34
			CHARGE		63.34	
01/11/2018	#03 ZIP ZONE EXPRESS -	700465a	Customer Charge			3.17-
			CHARGE		3.17-	
01/12/2018	#02 ZIP ZONE EXPRESS -	688881	Customer Charge			29.89
			CHARGE		29.89	
01/12/2018	#07 ZIP ZONE EXPRESS -	709044	Customer Charge			25.24
			CHARGE		25.24	
01/12/2018	#07 ZIP ZONE EXPRESS -	709092	Customer Charge			155.01
			CHARGE		155.01	
01/12/2018	#07 ZIP ZONE EXPRESS -	709095	Customer Charge			192.00
			CHARGE		192.00	
01/12/2018	#07 ZIP ZONE EXPRESS -	709097	Customer Charge			16.43
			CHARGE		16.43	
01/12/2018	#07 ZIP ZONE EXPRESS -	709102	Customer Charge			246.00
			CHARGE		246.00	
01/12/2018	#07 ZIP ZONE EXPRESS -	709242	Customer Charge			10.58
			CHARGE		10.58	
01/12/2018	#01 ZIP ZONE EXPRESS -	708145	Customer Charge			31.40
			CHARGE		31.40	
01/12/2018	#03 ZIP ZONE EXPRESS -	704057	Customer Charge			45.23
			CHARGE		45.23	
01/13/2018	#07 ZIP ZONE EXPRESS -	709244	Customer Charge			266.00
			CHARGE		266.00	
01/13/2018	#07 ZIP ZONE EXPRESS -	709247	Customer Charge			246.06
			CHARGE		246.06	
01/13/2018	#07 ZIP ZONE EXPRESS -	709249	Customer Charge			54.66
			CHARGE		54.66	
01/13/2018	#07 ZIP ZONE EXPRESS -	709252	Customer Charge			141.10
			CHARGE		141.10	

Statement of Account Activity

MARTIN CO WATER DISTRICT
 Account: 13355

Page: 5
 Closing Date: 01/31/2018
 Statement Date: 02/15/2018

Total charges for the Month

Date	Location	Reference #	Description	Units	Subtotal	Amount
01/13/2018	#07 ZIP ZONE EXPRESS -	709255	Customer Charge CHARGE		51.00	51.00
01/13/2018	#01 ZIP ZONE EXPRESS -	708147	Customer Charge CHARGE		25.00	25.00
01/13/2018	#03 ZIP ZONE EXPRESS -	704061	Customer Charge CHARGE		105.00	105.00
01/14/2018	#01 ZIP ZONE EXPRESS -	708150	Customer Charge CHARGE		28.97	28.97
01/14/2018	#01 ZIP ZONE EXPRESS -	708151	Customer Charge CHARGE		36.26	36.26
01/14/2018	#07 ZIP ZONE EXPRESS -	709104	Customer Charge CHARGE		185.01	185.01
01/14/2018	#03 ZIP ZONE EXPRESS -	704062	Customer Charge CHARGE		37.50	37.50
01/15/2018	#01 ZIP ZONE EXPRESS -	708156	Customer Charge CHARGE		34.29	34.29
01/15/2018	#03 ZIP ZONE EXPRESS -	704063	Customer Charge CHARGE		17.54	17.54
01/15/2018	#03 ZIP ZONE EXPRESS -	704067	Customer Charge CHARGE		27.17	27.17
01/15/2018	#03 ZIP ZONE EXPRESS -	704068	Customer Charge CHARGE		15.97	15.97
01/15/2018	#02 ZIP ZONE EXPRESS -	68884	Customer Charge CHARGE		28.40	28.40
01/15/2018	#02 ZIP ZONE EXPRESS -	688883	Customer Charge CHARGE		44.68	44.68
01/15/2018	#07 ZIP ZONE EXPRESS -	709262	Customer Charge CHARGE		17.97	17.97
01/15/2018	#07 ZIP ZONE EXPRESS -	709263	Customer Charge CHARGE		110.00	110.00
01/15/2018	#07 ZIP ZONE EXPRESS -	709264	Customer Charge CHARGE		45.53	45.53
01/16/2018	#01 ZIP ZONE EXPRESS -	708157	Customer Charge CHARGE		73.50	73.50
01/16/2018	#03 ZIP ZONE EXPRESS -	704072	Customer Charge CHARGE		21.28	21.28
01/16/2018	#07 ZIP ZONE EXPRESS -	709270	Customer Charge CHARGE		185.01	185.01
01/16/2018	#07 ZIP ZONE EXPRESS -	709275	Customer Charge CHARGE		98.22	98.22
01/16/2018	#07 ZIP ZONE EXPRESS -	709278	Customer Charge CHARGE		60.87	60.87
01/16/2018	#07 ZIP ZONE EXPRESS -	709280	Customer Charge CHARGE		30.75	30.75
01/17/2018	#03 ZIP ZONE EXPRESS -	704079	Customer Charge CHARGE		18.01	18.01
01/17/2018	#03 ZIP ZONE EXPRESS -	704080	Customer Charge CHARGE		84.31	84.31
01/17/2018	#07 ZIP ZONE EXPRESS -	709284	Customer Charge CHARGE		213.00	213.00
01/17/2018	#07 ZIP ZONE EXPRESS -	709290	Customer Charge CHARGE		41.52	41.52
01/18/2018	#01 ZIP ZONE EXPRESS -	708162	Customer Charge CHARGE		18.24	18.24
01/18/2018	#01 ZIP ZONE EXPRESS -	708166	Customer Charge CHARGE		32.50	32.50

Statement of Account Activity

MARTIN CO WATER DISTRICT

Account: 13355

Total charges for the Month

Date	Location	Reference #	Description	Units	Subtotal	Amount
01/18/2018	#03 ZIP ZONE EXPRESS -	688971	Customer Charge CHARGE		30.77	30.77
01/18/2018	#03 ZIP ZONE EXPRESS -	688973	Customer Charge CHARGE		24.37	24.37
01/18/2018	#03 ZIP ZONE EXPRESS -	688974	Customer Charge CHARGE		77.49	77.49
01/18/2018	#02 ZIP ZONE EXPRESS -	688889	Customer Charge CHARGE		41.00	41.00
01/18/2018	#07 ZIP ZONE EXPRESS -	709297	Customer Charge CHARGE		176.00	176.00
01/19/2018	#02 ZIP ZONE EXPRESS -	688896	Customer Charge CHARGE		57.76	57.76
01/19/2018	#02 ZIP ZONE EXPRESS -	688900	Customer Charge CHARGE		7.20	7.20
01/19/2018	#07 ZIP ZONE EXPRESS -	709123	Customer Charge CHARGE		157.01	157.01
01/19/2018	#07 ZIP ZONE EXPRESS -	709125	Customer Charge CHARGE		43.29	43.29
01/19/2018	#07 ZIP ZONE EXPRESS -	709130	Customer Charge CHARGE		9.03	9.03
01/19/2018	#01 ZIP ZONE EXPRESS -	708167	Customer Charge CHARGE		35.50	35.50
01/19/2018	#01 ZIP ZONE EXPRESS -	708171	Customer Charge CHARGE		26.53	26.53
01/19/2018	#01 ZIP ZONE EXPRESS -	708173	Customer Charge CHARGE		79.45	79.45
01/19/2018	#04 ZIP ZONE EXPRESS -	705010	Customer Charge CHARGE		77.00	77.00
01/19/2018	#03 ZIP ZONE EXPRESS -	688978	Customer Charge CHARGE		31.74	31.74
01/20/2018	#02 ZIP ZONE EXPRESS -	688901	Customer Charge CHARGE		56.40	56.40
01/20/2018	#07 ZIP ZONE EXPRESS -	709314	Customer Charge CHARGE		198.57	198.57
01/20/2018	#07 ZIP ZONE EXPRESS -	709318	Customer Charge CHARGE		49.57	49.57
01/20/2018	#07 ZIP ZONE EXPRESS -	709321	Customer Charge CHARGE		25.02	25.02
01/20/2018	#04 ZIP ZONE EXPRESS -	705011	Customer Charge CHARGE		31.00	31.00
01/21/2018	#02 ZIP ZONE EXPRESS -	688903	Customer Charge CHARGE		38.50	38.50
01/21/2018	#04 ZIP ZONE EXPRESS -	705017	Customer Charge CHARGE		134.59	134.59
01/21/2018	#07 ZIP ZONE EXPRESS -	709136	Customer Charge CHARGE		14.56	14.56
01/21/2018	#07 ZIP ZONE EXPRESS -	709137	Customer Charge CHARGE		87.93	87.93
01/21/2018	#07 ZIP ZONE EXPRESS -	709138	Customer Charge CHARGE		24.04	24.04
01/21/2018	#07 ZIP ZONE EXPRESS -	709146	Customer Charge CHARGE		100.00	100.00
01/22/2018	#07 ZIP ZONE EXPRESS -	709139	Customer Charge CHARGE		246.01	246.01
01/22/2018	#07 ZIP ZONE EXPRESS -	709140	Customer Charge CHARGE		8.03	8.03

Statement of Account Activity

MARTIN CO WATER DISTRICT
Account: 13355

Page: 7
Closing Date: 01/31/2018
Statement Date: 02/15/2018

Total charges for the Month

Date	Location	Reference #	Description	Units	Subtotal	Amount
01/22/2018	#07 ZIP ZONE EXPRESS -	709326	Customer Charge CHARGE		27.21	27.21
01/22/2018	#02 ZIP ZONE EXPRESS -	688906	Customer Charge CHARGE		35.00	35.00
01/22/2018	#02 ZIP ZONE EXPRESS -	688907	Customer Charge CHARGE		39.04	39.04
01/22/2018	#02 ZIP ZONE EXPRESS -	688909	Customer Charge CHARGE		66.19	66.19
01/22/2018	#02 ZIP ZONE EXPRESS -	688910	Customer Charge CHARGE		73.00	73.00
01/23/2018	#04 ZIP ZONE EXPRESS -	705025	Customer Charge CHARGE		28.00	28.00
01/23/2018	#07 ZIP ZONE EXPRESS -	709145	Customer Charge CHARGE		77.99	77.99
01/23/2018	#07 ZIP ZONE EXPRESS -	709147	Customer Charge CHARGE		34.83	34.83
01/23/2018	#07 ZIP ZONE EXPRESS -	709336	Customer Charge CHARGE		153.00	153.00
01/23/2018	#07 ZIP ZONE EXPRESS -	709337	Customer Charge CHARGE		30.01	30.01
01/23/2018	#02 ZIP ZONE EXPRESS -	688914	Customer Charge CHARGE		36.01	36.01
01/24/2018	#07 ZIP ZONE EXPRESS -	709159	Customer Charge CHARGE		179.00	179.00
01/24/2018	#07 ZIP ZONE EXPRESS -	709162	Customer Charge CHARGE		44.00	44.00
01/24/2018	#07 ZIP ZONE EXPRESS -	709174	Customer Charge CHARGE		29.02	29.02
01/24/2018	#02 ZIP ZONE EXPRESS -	688917	Customer Charge CHARGE		35.00	35.00
01/25/2018	#04 ZIP ZONE EXPRESS -	705039	Customer Charge CHARGE		42.00	42.00
01/25/2018	#07 ZIP ZONE EXPRESS -	709164	Customer Charge CHARGE		47.30	47.30
01/25/2018	#07 ZIP ZONE EXPRESS -	709179	Customer Charge CHARGE		20.09	20.09
01/25/2018	#07 ZIP ZONE EXPRESS -	709185	Customer Charge CHARGE		18.01	18.01
01/25/2018	#07 ZIP ZONE EXPRESS -	709186	Customer Charge CHARGE		186.00	186.00
01/25/2018	#07 ZIP ZONE EXPRESS -	709191	Customer Charge CHARGE		58.85	58.85
01/26/2018	#07 ZIP ZONE EXPRESS -	709193	Customer Charge CHARGE		17.49	17.49
01/26/2018	#07 ZIP ZONE EXPRESS -	709197	Customer Charge CHARGE		186.01	186.01
01/26/2018	#07 ZIP ZONE EXPRESS -	709198	Customer Charge CHARGE		67.39	67.39
01/26/2018	#07 ZIP ZONE EXPRESS -	709343	Customer Charge CHARGE		31.00	31.00
01/26/2018	#01 ZIP ZONE EXPRESS -	7081889	Customer Charge CHARGE		34.50	34.50
01/26/2018	#04 ZIP ZONE EXPRESS -	710359	Customer Charge CHARGE		81.00	81.00
01/27/2018	#07 ZIP ZONE EXPRESS -	709213	Customer Charge CHARGE		135.00	135.00

Statement of Account Activity

MARTIN CO WATER DISTRICT

Account: 13355

Total charges for the Month

Date	Location	Reference #	Description	Units	Subtotal	Amount
01/28/2018	#07 ZIP ZONE EXPRESS -	709223	Customer Charge CHARGE		196.00	196.00
01/28/2018	#01 ZIP ZONE EXPRESS -	708193	Customer Charge CHARGE		44.00	44.00
01/29/2018	#04 ZIP ZONE EXPRESS -	710368	Customer Charge CHARGE		7.09	7.09
01/29/2018	#02 ZIP ZONE EXPRESS -	688931	Customer Charge CHARGE		42.50	42.50
01/29/2018	#02 ZIP ZONE EXPRESS -	688932	Customer Charge CHARGE		89.67	89.67
01/29/2018	#07 ZIP ZONE EXPRESS -	709208	Customer Charge CHARGE		59.50	59.50
01/29/2018	#07 ZIP ZONE EXPRESS -	709344	Customer Charge CHARGE		38.01	38.01
01/29/2018	#07 ZIP ZONE EXPRESS -	709351	Customer Charge CHARGE		37.01	37.01
01/29/2018	#07 ZIP ZONE EXPRESS -	709352	Customer Charge CHARGE		33.19	33.19
01/30/2018	#04 ZIP ZONE EXPRESS -	710377	Customer Charge CHARGE		74.00	74.00
01/30/2018	#03 ZIP ZONE EXPRESS -	689022	Customer Charge CHARGE		39.00	39.00
01/30/2018	#07 ZIP ZONE EXPRESS -	709362	Customer Charge CHARGE		105.01	105.01
01/30/2018	#07 ZIP ZONE EXPRESS -	709363	Customer Charge CHARGE		54.18	54.18
01/30/2018	#02 ZIP ZONE EXPRESS -	688934	Customer Charge CHARGE		42.40	42.40
01/31/2018	#07 ZIP ZONE EXPRESS -	709372	Customer Charge CHARGE		17.14	17.14
01/31/2018	#07 ZIP ZONE EXPRESS -	709373	Customer Charge CHARGE		139.01	139.01
Total Total charges for the Month						13,531.89

Current	1- 30	31- 61	62- 92	Over 92	Finance Charges	Statement Total
13,570.06	7,774.05	4,203.80	3,682.59	181,784.52	0.00	211,015.02

Statement of Account Activity

MARTIN CO WATER DISTRICT

Closing Date: 03/31/2018

Account: 13355

Statement Date: 04/06/2018

Total charges for the Month

Date	Location	Reference #	Description	Units	Subtotal	Amount
			CHARGE		24.41	
03/17/2018	#04 ZIP ZONE EXPRESS -	710142	Customer Charge			39.00
			CHARGE		39.00	
03/20/2018	#02 ZIP ZONE EXPRESS -	710691	Customer Charge			37.00
			CHARGE		37.00	
03/20/2018	#07 ZIP ZONE EXPRESS -	711373	Customer Charge			61.43
			CHARGE		61.43	
03/20/2018	#07 ZIP ZONE EXPRESS -	711374	Customer Charge			55.85
			CHARGE		55.85	
03/20/2018	#07 ZIP ZONE EXPRESS -	711485	Customer Charge			14.32
			CHARGE		14.32	
03/20/2018	#04 ZIP ZONE EXPRESS -	710153	Customer Charge			36.00
			CHARGE		36.00	
03/21/2018	#04 ZIP ZONE EXPRESS -	710166	Customer Charge			27.65
			CHARGE		27.65	
03/21/2018	#07 ZIP ZONE EXPRESS -	711496	Customer Charge			28.50
			CHARGE		28.50	
03/21/2018	#02 ZIP ZONE EXPRESS -	710694	Customer Charge			34.00
			CHARGE		34.00	
03/22/2018	#07 ZIP ZONE EXPRESS -	711502	Customer Charge			65.12
			CHARGE		65.12	
03/23/2018	#07 ZIP ZONE EXPRESS -	711390	Customer Charge			30.00
			CHARGE		30.00	
03/23/2018	#07 ZIP ZONE EXPRESS -	711392	Customer Charge			71.03
			CHARGE		71.03	
03/23/2018	#07 ZIP ZONE EXPRESS -	711396	Customer Charge			45.01
			CHARGE		45.01	
03/23/2018	#07 ZIP ZONE EXPRESS -	711397	Customer Charge			31.89
			CHARGE		31.89	
03/23/2018	#07 ZIP ZONE EXPRESS -	711510	Customer Charge			46.75
			CHARGE		46.75	
03/23/2018	#04 ZIP ZONE EXPRESS -	710183	Customer Charge			41.50
			CHARGE		41.50	
03/23/2018	#02 ZIP ZONE EXPRESS -	710699	Customer Charge			81.50
			CHARGE		81.50	
03/24/2018	#07 ZIP ZONE EXPRESS -	711519	Customer Charge			18.24
			CHARGE		18.24	
03/24/2018	#07 ZIP ZONE EXPRESS -	711520	Customer Charge			52.21
			CHARGE		52.21	
03/24/2018	#07 ZIP ZONE EXPRESS -	711521	Customer Charge			50.43
			CHARGE		50.43	
03/24/2018	#03 ZIP ZONE EXPRESS -	709628	Customer Charge			51.89
			CHARGE		51.89	
03/25/2018	#07 ZIP ZONE EXPRESS -	711400	Customer Charge			31.34
			CHARGE		31.34	
03/25/2018	#07 ZIP ZONE EXPRESS -	711522	Customer Charge			50.91
			CHARGE		50.91	
03/25/2018	#01 ZIP ZONE EXPRESS -	710075	Customer Charge			48.04
			CHARGE		48.04	
03/26/2018	#01 ZIP ZONE EXPRESS -	710077	Customer Charge			39.00
			CHARGE		39.00	
03/26/2018	#07 ZIP ZONE EXPRESS -	711531	Customer Charge			26.54
			CHARGE		26.54	

Statement of Account Activity

MARTIN CO WATER DISTRICT
 Account: 13355

Page: 4
 Closing Date: 03/31/2018
 Statement Date: 04/06/2018

Total charges for the Month

Date	Location	Reference #	Description	Units	Subtotal	Amount
03/26/2018	#07 ZIP ZONE EXPRESS -	711535	Customer Charge CHARGE		50.04	50.04
03/26/2018	#07 ZIP ZONE EXPRESS -	711537	Customer Charge CHARGE		75.24	75.24
03/27/2018	#04 ZIP ZONE EXPRESS -	710205	Customer Charge CHARGE		75.01	75.01
03/27/2018	#02 ZIP ZONE EXPRESS -	710706	Customer Charge CHARGE		49.96	49.96
03/27/2018	#07 ZIP ZONE EXPRESS -	711540	Customer Charge CHARGE		32.17	32.17
03/27/2018	#07 ZIP ZONE EXPRESS -	711543	Customer Charge CHARGE		32.32	32.32
03/27/2018	#07 ZIP ZONE EXPRESS -	711553	Customer Charge CHARGE		15.28	15.28
03/28/2018	#02 ZIP ZONE EXPRESS -	710708	Customer Charge CHARGE		45.00	45.00
03/29/2018	#07 ZIP ZONE EXPRESS -	711565	Customer Charge CHARGE		30.00	30.00
03/30/2018	#07 ZIP ZONE EXPRESS -	711571	Customer Charge CHARGE		35.36	35.36
03/30/2018	#07 ZIP ZONE EXPRESS -	711575	Customer Charge CHARGE		73.00	73.00
03/30/2018	#04 ZIP ZONE EXPRESS -	710226	Customer Charge CHARGE		69.00	69.00
03/30/2018	#01 ZIP ZONE EXPRESS -	710089	Customer Charge CHARGE		86.42	86.42
Total					Total charges for the Month	3,873.93

Current	1- 30	31- 61	62- 92	Over 92	Finance Charges	Statement Total
3,873.93	4,652.37	13,570.06	7,774.05	189,556.03	0.00	219,426.44

Statement of Account Activity

ZIP ZONE EXPRESS, INC
 PO BOX 248
 LOVELY, KY 41231

(606) 395-5041

Remit to:
ZIP ZONE EXPRESS, INC
 PO BOX 248
 LOVELY, KY 41231

(606) 395-5041

MARTIN CO WATER DISTRICT
 387 East Main Street
 Suite 110
 Inez, KY 41224

Account: 13355
Closing Date: 04/30/2018
Statement Date: 05/14/2018

Balance Forward

219,426.44

Total charges for the Month

Date	Location	Reference #	Description	Units	Subtotal	Amount
04/01/2018	#04 ZIP ZONE EXPRESS -	710235	Customer Charge CHARGE		20.00	20.00
04/01/2018	#01 ZIP ZONE EXPRESS -	709668	Customer Charge CHARGE		25.00	25.00
04/02/2018	#07 ZIP ZONE EXPRESS -	711660	Customer Charge CHARGE		105.97	105.97
04/03/2018	#02 ZIP ZONE EXPRESS -	710720	Customer Charge CHARGE		73.51	73.51
04/03/2018	#07 ZIP ZONE EXPRESS -	711664	Customer Charge CHARGE		52.00	52.00
04/03/2018	#01 ZIP ZONE EXPRESS -	709674	Customer Charge CHARGE		27.36	27.36
04/04/2018	#07 ZIP ZONE EXPRESS -	711673	Customer Charge CHARGE		60.99	60.99
04/05/2018	#02 ZIP ZONE EXPRESS -	710717	Customer Charge CHARGE		43.00	43.00
04/05/2018	#07 ZIP ZONE EXPRESS -	711678	Customer Charge CHARGE		29.92	29.92
04/05/2018	#07 ZIP ZONE EXPRESS -	711683	Customer Charge CHARGE		28.00	28.00
04/05/2018	#01 ZIP ZONE EXPRESS -	694009	Customer Charge CHARGE		43.00	43.00
04/06/2018	#07 ZIP ZONE EXPRESS -	711688	Customer Charge CHARGE		50.98	50.98
04/06/2018	#07 ZIP ZONE EXPRESS -	711691	Customer Charge CHARGE		40.95	40.95
04/06/2018	#02 ZIP ZONE EXPRESS -	710726	Customer Charge CHARGE		64.50	64.50
04/06/2018	#02 ZIP ZONE EXPRESS -	710727	Customer Charge CHARGE		47.64	47.64
04/06/2018	#03 ZIP ZONE EXPRESS -	709999	Customer Charge CHARGE		40.00	40.00
04/09/2018	#07 ZIP ZONE EXPRESS -	711704	Customer Charge CHARGE		30.00	30.00
04/09/2018	#07 ZIP ZONE EXPRESS -	711706	Customer Charge CHARGE		43.00	43.00
04/09/2018	#07 ZIP ZONE EXPRESS -	711708	Customer Charge CHARGE		43.00	43.00

Statement of Account Activity

MARTIN CO WATER DISTRICT

Account: 13355

Total charges for the Month

Date	Location	Reference #	Description	Units	Subtotal	Amount
04/09/2018	#07 ZIP ZONE EXPRESS -	711711	Customer Charge			51.71
			CHARGE		51.71	
04/10/2018	#01 ZIP ZONE EXPRESS -	694020	Customer Charge			32.64
			CHARGE		32.64	
04/11/2018	#01 ZIP ZONE EXPRESS -	694023	Customer Charge			44.01
			CHARGE		44.01	
04/11/2018	#04 ZIP ZONE EXPRESS -	710294	Customer Charge			78.00
			CHARGE		78.00	
04/11/2018	#07 ZIP ZONE EXPRESS -	711733	Customer Charge			73.32
			CHARGE		73.32	
04/11/2018	#07 ZIP ZONE EXPRESS -	711735	Customer Charge			30.01
			CHARGE		30.01	
04/12/2018	#04 ZIP ZONE EXPRESS -	710301	Customer Charge			3.51
			CHARGE		3.51	
04/12/2018	#04 ZIP ZONE EXPRESS -	710302	Customer Charge			4.69
			CHARGE		4.69	
04/12/2018	#04 ZIP ZONE EXPRESS -	710304	Customer Charge			44.00
			CHARGE		44.00	
04/12/2018	#07 ZIP ZONE EXPRESS -	711631	Customer Charge			45.45
			CHARGE		45.45	
04/12/2018	#07 ZIP ZONE EXPRESS -	711744	Customer Charge			56.55
			CHARGE		56.55	
04/13/2018	#07 ZIP ZONE EXPRESS -	711637	Customer Charge			15.00
			CHARGE		15.00	
04/13/2018	#07 ZIP ZONE EXPRESS -	711640	Customer Charge			46.24
			CHARGE		46.24	
04/13/2018	#07 ZIP ZONE EXPRESS -	711755	Customer Charge			35.00
			CHARGE		35.00	
04/13/2018	#01 ZIP ZONE EXPRESS -	694033	Customer Charge			35.00
			CHARGE		35.00	
04/13/2018	#01 ZIP ZONE EXPRESS -	694033a	Customer Charge			35.00-
			CHARGE		35.00-	
04/14/2018	#04 ZIP ZONE EXPRESS -	710310	Customer Charge			43.00
			CHARGE		43.00	
04/16/2018	#02 ZIP ZONE EXPRESS -	710742	Customer Charge			48.41
			CHARGE		48.41	
04/16/2018	#04 ZIP ZONE EXPRESS -	710318	Customer Charge			93.00
			CHARGE		93.00	
04/16/2018	#07 ZIP ZONE EXPRESS -	711649	Customer Charge			72.50
			CHARGE		72.50	
04/16/2018	#07 ZIP ZONE EXPRESS -	711765	Customer Charge			30.00
			CHARGE		30.00	
04/16/2018	#07 ZIP ZONE EXPRESS -	711766	Customer Charge			83.06
			CHARGE		83.06	
04/16/2018	#07 ZIP ZONE EXPRESS -	711767	Customer Charge			48.72
			CHARGE		48.72	
04/17/2018	#07 ZIP ZONE EXPRESS -	711658	Customer Charge			39.91
			CHARGE		39.91	
04/17/2018	#07 ZIP ZONE EXPRESS -	711771	Customer Charge			30.69
			CHARGE		30.69	
04/18/2018	#01 ZIP ZONE EXPRESS -	694045	Customer Charge			31.61
			CHARGE		31.61	
04/18/2018	#07 ZIP ZONE EXPRESS -	712601	Customer Charge			42.00

Statement of Account Activity

MARTIN CO WATER DISTRICT

Account: 13355

Page: 3

Closing Date: 04/30/2018

Statement Date: 05/14/2018

Total charges for the Month

Date	Location	Reference #	Description	Units	Subtotal	Amount
			CHARGE		42.00	
04/18/2018	#07 ZIP ZONE EXPRESS -	712719	Customer Charge			62.68
			CHARGE		62.68	
04/19/2018	#07 ZIP ZONE EXPRESS -	711789	Customer Charge			83.72
			CHARGE		83.72	
04/19/2018	#07 ZIP ZONE EXPRESS -	712602	Customer Charge			56.44
			CHARGE		56.44	
04/19/2018	#07 ZIP ZONE EXPRESS -	712607	Customer Charge			54.76
			CHARGE		54.76	
04/19/2018	#02 ZIP ZONE EXPRESS -	710750	Customer Charge			47.00
			CHARGE		47.00	
04/20/2018	#07 ZIP ZONE EXPRESS -	711794	Customer Charge			35.01
			CHARGE		35.01	
04/20/2018	#07 ZIP ZONE EXPRESS -	711796	Customer Charge			25.01
			CHARGE		25.01	
04/20/2018	#07 ZIP ZONE EXPRESS -	711799	Customer Charge			26.00
			CHARGE		26.00	
04/20/2018	#07 ZIP ZONE EXPRESS -	712618	Customer Charge			85.81
			CHARGE		85.81	
04/20/2018	#01 ZIP ZONE EXPRESS -	694048	Customer Charge			47.01
			CHARGE		47.01	
04/23/2018	#03 ZIP ZONE EXPRESS -	709734	Customer Charge			57.54
			CHARGE		57.54	
04/23/2018	#07 ZIP ZONE EXPRESS -	712632	Customer Charge			39.01
			CHARGE		39.01	
04/24/2018	#07 ZIP ZONE EXPRESS -	712641	Customer Charge			28.01
			CHARGE		28.01	
04/24/2018	#02 ZIP ZONE EXPRESS -	710759	Customer Charge			48.00
			CHARGE		48.00	
04/25/2018	#07 ZIP ZONE EXPRESS -	711817	Customer Charge			78.55
			CHARGE		78.55	
04/25/2018	#07 ZIP ZONE EXPRESS -	711818	Customer Charge			45.00
			CHARGE		45.00	
04/25/2018	#07 ZIP ZONE EXPRESS -	711819	Customer Charge			91.01
			CHARGE		91.01	
04/25/2018	#07 ZIP ZONE EXPRESS -	711826	Customer Charge			67.01
			CHARGE		67.01	
04/26/2018	#07 ZIP ZONE EXPRESS -	711831	Customer Charge			47.06
			CHARGE		47.06	
04/26/2018	#07 ZIP ZONE EXPRESS -	711835	Customer Charge			32.73
			CHARGE		32.73	
04/26/2018	#07 ZIP ZONE EXPRESS -	711838	Customer Charge			30.00
			CHARGE		30.00	
04/26/2018	#07 ZIP ZONE EXPRESS -	711838a	Customer Charge			30.00-
			CHARGE		30.00-	
04/27/2018	#07 ZIP ZONE EXPRESS -	711843	Customer Charge			46.00
			CHARGE		46.00	
04/27/2018	#07 ZIP ZONE EXPRESS -	711849	Customer Charge			27.00
			CHARGE		27.00	
04/27/2018	#07 ZIP ZONE EXPRESS -	712651	Customer Charge			45.56
			CHARGE		45.56	
04/30/2018	#04 ZIP ZONE EXPRESS -	705076	Customer Charge			25.00
			CHARGE		25.00	

Statement of Account Activity

MARTIN CO WATER DISTRICT

Account: 13355

Page: 4

Closing Date: 04/30/2018

Statement Date: 05/14/2018

Total charges for the Month

Date	Location	Reference #	Description	Units	Subtotal	Amount
04/30/2018	#03 ZIP ZONE EXPRESS -	709802	Customer Charge			15.40
			CHARGE		15.40	
04/30/2018	#02 ZIP ZONE EXPRESS -	710771	Customer Charge			86.23
			CHARGE		86.23	
04/30/2018	#07 ZIP ZONE EXPRESS -	712724	Customer Charge			47.79
			CHARGE		47.79	
04/30/2018	#07 ZIP ZONE EXPRESS -	712733	Customer Charge			35.07
			CHARGE		35.07	
			Total	Total charges for the Month		3,377.26

Current	1- 30	31- 61	62- 92	Over 92	Finance Charges	Statement Total
3,442.26	3,873.93	4,652.37	13,570.06	197,265.08	0.00	222,803.70

Statement of Account Activity

ZIP ZONE EXPRESS, INC
 PO BOX 248
 LOVELY, KY 41231

(606) 395-5041

Remit to:
 ZIP ZONE EXPRESS, INC
 PO BOX 248
 LOVELY, KY 41231

(606) 395-5041

MARTIN CO WATER DISTRICT 387 East Main Street Suite 110 Inez, KY 41224	Account: 13355 Closing Date: 03/31/2018 Statement Date: 04/06/2018
--	---

Balance Forward 215,552.51

Total charges for the Month

Date	Location	Reference #	Description	Units	Subtotal	Amount
03/01/2018	#07 ZIP ZONE EXPRESS -	711249	Customer Charge CHARGE		30.02	30.02
03/01/2018	#07 ZIP ZONE EXPRESS -	711251	Customer Charge CHARGE		5.29	5.29
03/01/2018	#01 ZIP ZONE EXPRESS -	708304	Customer Charge CHARGE		65.39	65.39
03/01/2018	#01 ZIP ZONE EXPRESS -	708305	Customer Charge CHARGE		35.68	35.68
03/01/2018	#02 ZIP ZONE EXPRESS -	710651	Customer Charge CHARGE		81.00	81.00
03/02/2018	#02 ZIP ZONE EXPRESS -	710653	Customer Charge CHARGE		53.76	53.76
03/02/2018	#07 ZIP ZONE EXPRESS -	711146	Customer Charge CHARGE		31.42	31.42
03/02/2018	#07 ZIP ZONE EXPRESS -	711149	Customer Charge CHARGE		33.28	33.28
03/02/2018	#04 ZIP ZONE EXPRESS -	710548	Customer Charge CHARGE		31.00	31.00
03/02/2018	#01 ZIP ZONE EXPRESS -	708309	Customer Charge CHARGE		33.00	33.00
03/05/2018	#02 ZIP ZONE EXPRESS -	710657	Customer Charge CHARGE		33.44	33.44
03/05/2018	#02 ZIP ZONE EXPRESS -	710659	Customer Charge CHARGE		65.00	65.00
03/05/2018	#04 ZIP ZONE EXPRESS -	710560	Customer Charge CHARGE		108.18	108.18
03/05/2018	#04 ZIP ZONE EXPRESS -	710562	Customer Charge CHARGE		45.97	45.97
03/05/2018	#07 ZIP ZONE EXPRESS -	711309	Customer Charge CHARGE		46.25	46.25
03/06/2018	#03 ZIP ZONE EXPRESS -	709925	Customer Charge CHARGE		15.46	15.46
03/06/2018	#03 ZIP ZONE EXPRESS -	709927	Customer Charge CHARGE		40.00	40.00
03/06/2018	#03 ZIP ZONE EXPRESS -	709929	Customer Charge CHARGE		15.30	15.30
03/06/2018	#07 ZIP ZONE EXPRESS -	711279	Customer Charge CHARGE		32.01	32.01

Statement of Account Activity

MARTIN CO WATER DISTRICT

Closing Date: 03/31/2018

Account: 13355

Statement Date: 04/06/2018

Total charges for the Month

Date	Location	Reference #	Description	Units	Subtotal	Amount
03/07/2018	#03 ZIP ZONE EXPRESS -	704082	Customer Charge CHARGE		22.12	22.12
03/07/2018	#02 ZIP ZONE EXPRESS -	710662	Customer Charge CHARGE		54.01	54.01
03/08/2018	#02 ZIP ZONE EXPRESS -	710664	Customer Charge CHARGE		43.00	43.00
03/08/2018	#02 ZIP ZONE EXPRESS -	710667	Customer Charge CHARGE		71.50	71.50
03/08/2018	#03 ZIP ZONE EXPRESS -	704087	Customer Charge CHARGE		60.02	60.02
03/08/2018	#04 ZIP ZONE EXPRESS -	710584	Customer Charge CHARGE		54.10	54.10
03/09/2018	#07 ZIP ZONE EXPRESS -	711291	Customer Charge CHARGE		48.32	48.32
03/09/2018	#07 ZIP ZONE EXPRESS -	711293	Customer Charge CHARGE		34.00	34.00
03/09/2018	#07 ZIP ZONE EXPRESS -	711343	Customer Charge CHARGE		30.13	30.13
03/09/2018	#07 ZIP ZONE EXPRESS -	711344	Customer Charge CHARGE		27.51	27.51
03/09/2018	#02 ZIP ZONE EXPRESS -	710669	Customer Charge CHARGE		43.00	43.00
03/11/2018	#04 ZIP ZONE EXPRESS -	710108	Customer Charge CHARGE		37.00	37.00
03/12/2018	#07 ZIP ZONE EXPRESS -	711300	Customer Charge CHARGE		44.82	44.82
03/12/2018	#07 ZIP ZONE EXPRESS -	711302	Customer Charge CHARGE		51.11	51.11
03/13/2018	#02 ZIP ZONE EXPRESS -	710678	Customer Charge CHARGE		70.00	70.00
03/13/2018	#03 ZIP ZONE EXPRESS -	709950	Customer Charge CHARGE		93.81	93.81
03/13/2018	#07 ZIP ZONE EXPRESS -	711431	Customer Charge CHARGE		31.00	31.00
03/13/2018	#01 ZIP ZONE EXPRESS -	708339	Customer Charge CHARGE		36.00	36.00
03/14/2018	#07 ZIP ZONE EXPRESS -	711350	Customer Charge CHARGE		39.00	39.00
03/14/2018	#07 ZIP ZONE EXPRESS -	711361	Customer Charge CHARGE		61.38	61.38
03/14/2018	#07 ZIP ZONE EXPRESS -	711447	Customer Charge CHARGE		44.00	44.00
03/15/2018	#07 ZIP ZONE EXPRESS -	711364	Customer Charge CHARGE		27.32	27.32
03/15/2018	#07 ZIP ZONE EXPRESS -	711452	Customer Charge CHARGE		91.46	91.46
03/15/2018	#07 ZIP ZONE EXPRESS -	711454	Customer Charge CHARGE		39.00	39.00
03/16/2018	#07 ZIP ZONE EXPRESS -	711460	Customer Charge CHARGE		32.50	32.50
03/16/2018	#04 ZIP ZONE EXPRESS -	710138	Customer Charge CHARGE		78.01	78.01
03/16/2018	#02 ZIP ZONE EXPRESS -	710684	Customer Charge		24.41	24.41

Statement of Account Activity

ZIP ZONE EXPRESS, INC
 PO BOX 248
 LOVELY, KY 41231

(606) 395-5041

Remit to:
 ZIP ZONE EXPRESS, INC
 PO BOX 248
 LOVELY, KY 41231

(606) 395-5041

MARTIN CO WATER DISTRICT
 387 East Main Street
 Suite 110
 Inez, KY 41224

Account: 13355
 Closing Date: 05/31/2018
 Statement Date: 06/15/2018

Balance Forward

222,803.70

Total charges for the Month

Date	Location	Reference #	Description	Units	Subtotal	Amount
05/01/2018	#04 ZIP ZONE EXPRESS -	705085	Customer Charge CHARGE		48.64	48.64
05/01/2018	#04 ZIP ZONE EXPRESS -	705086	Customer Charge CHARGE		86.01	86.01
05/01/2018	#03 ZIP ZONE EXPRESS -	709808	Customer Charge CHARGE		31.14	31.14
05/01/2018	#07 ZIP ZONE EXPRESS -	712735	Customer Charge CHARGE		49.01	49.01
05/01/2018	#07 ZIP ZONE EXPRESS -	712736	Customer Charge CHARGE		33.06	33.06 ✓
05/02/2018	#02 ZIP ZONE EXPRESS -	710779	Customer Charge CHARGE		66.06	66.06
05/02/2018	#07 ZIP ZONE EXPRESS -	712785	Customer Charge CHARGE		32.99	32.99
05/03/2018	#02 ZIP ZONE EXPRESS -	710784	Customer Charge CHARGE		63.02	63.02
05/03/2018	#07 ZIP ZONE EXPRESS -	712668	Customer Charge CHARGE		47.06	47.06
05/03/2018	#07 ZIP ZONE EXPRESS -	712669	Customer Charge CHARGE		85.23	85.23
05/03/2018	#07 ZIP ZONE EXPRESS -	712761	Customer Charge CHARGE		64.31	64.31
05/03/2018	#07 ZIP ZONE EXPRESS -	712762	Customer Charge CHARGE		35.01	35.01
05/03/2018	#07 ZIP ZONE EXPRESS -	712790	Customer Charge CHARGE		261.88	261.88
05/04/2018	#07 ZIP ZONE EXPRESS -	712678	Customer Charge CHARGE		34.82	34.82
05/04/2018	#02 ZIP ZONE EXPRESS -	710790	Customer Charge CHARGE		80.35	80.35
05/04/2018	#04 ZIP ZONE EXPRESS -	712858	Customer Charge CHARGE		69.00	69.00
05/04/2018	#04 ZIP ZONE EXPRESS -	712859	Customer Charge CHARGE		38.69	38.69
05/05/2018	#07 ZIP ZONE EXPRESS -	712680	Customer Charge CHARGE		14.00	14.00
05/05/2018	#07 ZIP ZONE EXPRESS -	712681	Customer Charge CHARGE		16.77	16.77
05/05/2018	#04 ZIP ZONE EXPRESS -	712860	Customer Charge CHARGE		46.22	46.22
05/05/2018	#04 ZIP ZONE EXPRESS -	712861	Customer Charge CHARGE		44.01	44.01

Statement of Account Activity

MARTIN CO WATER DISTRICT
 Account: 13355

Page: 2
 Closing Date: 05/31/2018
 Statement Date: 06/15/2018

Total charges for the Month

Date	Location	Reference #	Description	Units	Subtotal	Amount
05/06/2018	#07 ZIP ZONE EXPRESS -	712686	Customer Charge CHARGE		49.00	49.00
05/07/2018	#02 ZIP ZONE EXPRESS -	710795	Customer Charge CHARGE		44.30	44.30
05/07/2018	#07 ZIP ZONE EXPRESS -	712687	Customer Charge CHARGE		15.27	15.27
05/07/2018	#07 ZIP ZONE EXPRESS -	712693	Customer Charge CHARGE		32.56	32.56
05/07/2018	#07 ZIP ZONE EXPRESS -	712737	Customer Charge CHARGE		4.66	4.66
05/07/2018	#04 ZIP ZONE EXPRESS -	712873	Customer Charge CHARGE		43.00	43.00
05/09/2018	#07 ZIP ZONE EXPRESS -	712699	Customer Charge CHARGE		74.67	74.67
05/09/2018	#07 ZIP ZONE EXPRESS -	712811	Customer Charge CHARGE		27.01	27.01
05/09/2018	#01 ZIP ZONE EXPRESS -	708508	Customer Charge CHARGE		32.00	32.00
05/09/2018	#02 ZIP ZONE EXPRESS -	710800	Customer Charge CHARGE		40.00	40.00
05/10/2018	#02 ZIP ZONE EXPRESS -	710807	Customer Charge CHARGE		99.06	99.06
05/10/2018	#07 ZIP ZONE EXPRESS -	712816	Customer Charge CHARGE		57.69	57.69
05/10/2018	#07 ZIP ZONE EXPRESS -	712819	Customer Charge CHARGE		39.00	39.00
05/10/2018	#07 ZIP ZONE EXPRESS -	712820	Customer Charge CHARGE		44.34	44.34
05/11/2018	#07 ZIP ZONE EXPRESS -	712829	Customer Charge CHARGE		39.74	39.74
05/11/2018	#07 ZIP ZONE EXPRESS -	714601	Customer Charge CHARGE		98.00	98.00
05/11/2018	#02 ZIP ZONE EXPRESS -	710812	Customer Charge CHARGE		35.48	35.48
05/11/2018	#04 ZIP ZONE EXPRESS -	712901	Customer Charge CHARGE		34.25	34.25
05/12/2018	#07 ZIP ZONE EXPRESS -	714607	Customer Charge CHARGE		35.01	35.01
05/14/2018	#07 ZIP ZONE EXPRESS -	714610	Customer Charge CHARGE		35.04	35.04
05/14/2018	#02 ZIP ZONE EXPRESS -	710820	Customer Charge CHARGE		39.00	39.00
05/15/2018	#07 ZIP ZONE EXPRESS -	712841	Customer Charge CHARGE		99.04	99.04
05/15/2018	#07 ZIP ZONE EXPRESS -	712846	Customer Charge CHARGE		37.00	37.00
05/16/2018	#07 ZIP ZONE EXPRESS -	714621	Customer Charge CHARGE		218.01	218.01
05/16/2018	#07 ZIP ZONE EXPRESS -	714619	Customer Charge CHARGE		44.00	44.00
05/17/2018	#07 ZIP ZONE EXPRESS -	714625	Customer Charge CHARGE		272.00	272.00
05/17/2018	#07 ZIP ZONE EXPRESS -	714698	Customer Charge CHARGE		25.66	25.66
05/17/2018	#02 ZIP ZONE EXPRESS -	710842	Customer Charge CHARGE		44.00	44.00

Statement of Account Activity

MARTIN CO WATER DISTRICT

Account: 13355

Total charges for the Month

Date	Location	Reference #	Description	Units	Subtotal	Amount
05/18/2018	#07 ZIP ZONE EXPRESS -	714632	Customer Charge CHARGE		223.00	223.00
05/18/2018	#07 ZIP ZONE EXPRESS -	714706	Customer Charge CHARGE		91.17	91.17
05/19/2018	#07 ZIP ZONE EXPRESS -	714639	Customer Charge CHARGE		333.56	333.56
05/19/2018	#02 ZIP ZONE EXPRESS -	710847	Customer Charge CHARGE		79.01	79.01
05/20/2018	#07 ZIP ZONE EXPRESS -	714641	Customer Charge CHARGE		295.46	295.46
05/21/2018	#04 ZIP ZONE EXPRESS -	712975	Customer Charge CHARGE		34.00	34.00
05/21/2018	#03 ZIP ZONE EXPRESS -	713416	Customer Charge CHARGE		46.00	46.00
05/21/2018	#07 ZIP ZONE EXPRESS -	714642	Customer Charge CHARGE		41.57	41.57
05/21/2018	#07 ZIP ZONE EXPRESS -	714643	Customer Charge CHARGE		51.39	51.39
05/21/2018	#07 ZIP ZONE EXPRESS -	714645	Customer Charge CHARGE		58.68	58.68
05/21/2018	#07 ZIP ZONE EXPRESS -	714727	Customer Charge CHARGE		273.80	273.80
05/22/2018	#07 ZIP ZONE EXPRESS -	714653	Customer Charge CHARGE		42.00	42.00
05/22/2018	#07 ZIP ZONE EXPRESS -	714735	Customer Charge CHARGE		277.32	277.32
05/23/2018	#07 ZIP ZONE EXPRESS -	714749	Customer Charge CHARGE		284.75	284.75
05/24/2018	#02 ZIP ZONE EXPRESS -	710858	Customer Charge CHARGE		49.00	49.00
05/24/2018	#02 ZIP ZONE EXPRESS -	710859	Customer Charge CHARGE		104.00	104.00
05/24/2018	#07 ZIP ZONE EXPRESS -	714655	Customer Charge CHARGE		33.78	33.78
05/24/2018	#07 ZIP ZONE EXPRESS -	714760	Customer Charge CHARGE		101.47	101.47
05/24/2018	#07 ZIP ZONE EXPRESS -	714764	Customer Charge CHARGE		303.35	303.35
05/25/2018	#07 ZIP ZONE EXPRESS -	714663	Customer Charge CHARGE		294.00	294.00
05/25/2018	#07 ZIP ZONE EXPRESS -	714776	Customer Charge CHARGE		39.51	39.51
05/25/2018	#07 ZIP ZONE EXPRESS -	714808	Customer Charge CHARGE		287.46	287.46
05/26/2018	#07 ZIP ZONE EXPRESS -	714810	Customer Charge CHARGE		265.90	265.90
05/26/2018	#04 ZIP ZONE EXPRESS -	713011	Customer Charge CHARGE		7.52	7.52
05/27/2018	#07 ZIP ZONE EXPRESS -	714665	Customer Charge CHARGE		240.97	240.97
05/28/2018	#02 ZIP ZONE EXPRESS -	710868	Customer Charge CHARGE		54.67	54.67
05/28/2018	#07 ZIP ZONE EXPRESS -	714673	Customer Charge CHARGE		287.83	287.83
05/29/2018	#03 ZIP ZONE EXPRESS -	713439	Customer Charge CHARGE		3.17	3.17

Statement of Account Activity

MARTIN CO WATER DISTRICT
 Account: 13355

Page: 4
 Closing Date: 05/31/2018
 Statement Date: 06/15/2018

Total charges for the Month

Date	Location	Reference #	Description	Units	Subtotal	Amount
05/29/2018	#07 ZIP ZONE EXPRESS -	714786	Customer Charge CHARGE		288.02	288.02
05/29/2018	#07 ZIP ZONE EXPRESS -	714824	Customer Charge CHARGE		48.00	48.00
05/29/2018	#07 ZIP ZONE EXPRESS -	714841	Customer Charge CHARGE		50.65	50.65
05/30/2018	#04 ZIP ZONE EXPRESS -	713022	Customer Charge CHARGE		33.00	33.00
05/30/2018	#07 ZIP ZONE EXPRESS -	714789	Customer Charge CHARGE		34.02	34.02
05/30/2018	#07 ZIP ZONE EXPRESS -	714792	Customer Charge CHARGE		279.76	279.76
05/31/2018	#02 ZIP ZONE EXPRESS -	710877	Customer Charge CHARGE		40.00	40.00
05/31/2018	#04 ZIP ZONE EXPRESS -	713030	Customer Charge CHARGE		47.00	47.00
05/31/2018	#07 ZIP ZONE EXPRESS -	713183	Customer Charge CHARGE		275.52	275.52
05/31/2018	#07 ZIP ZONE EXPRESS -	713184	Customer Charge CHARGE		112.46	112.46
Total Total charges for the Month						8,318.84

Current	1- 30	31- 61	62- 92	Over 92	Finance Charges	Statement Total
8,318.84	0.00	7,316.19	4,652.37	210,835.14	0.00	231,122.54

EXHIBIT 5

Monthly Water Use Report

Water Utility: Martin County Water District PWSID: Ky0800273

For the Month of: April Year: 2017

1	PRODUCTION COST PER THOUSAND	\$3.05
2	PURCHASE COST PER THOUSAND	\$3.05

GALLONS

WATER PRODUCED or PURCHASED			
3	Martin Co.	\$174,194.65	57,113,000
4	Mountain Water	\$0.00	0
5	Kermit	\$0.00	0
6	Davela (HoneyBr. Out)	\$963.77	315,990
7	TOTAL PRODUCED AND PURCHASED		57,113,000
8	TOTAL COST		\$174,194.65

WATER SOLD			
9	Residential		13,452,000
10	Commercial		
11	Industrial		
12	Honey Branch (in)		3,623,000
13	Wholesale		
14	Other Sales (explain)		
15	TOTAL WATER SOLD		17,075,000
16	TOTAL WATER NOT SOLD		40,038,000

BREAKDOWN OF WATER USAGE			
17	Water Treatment Plant		465,000
18	Wastewater Treatment Plant		65,000
19	System Flushing		5,500,000
20	Fire Department Usage		450,000
21	DBP Flushing		
22	TOTAL USAGE		6,480,000
23	WATER LOSS PERCENTAGE FOR RATE PURPOSES		58.8%

BREAKDOWN OF WATER LOST			
24	Tank Overflows (other than for DBP maintenance)		
25	Excavation Breaks		
26	Repaired Line Breaks		6,500,000
27	Unknown Loss		27,058,000
28	TOTAL WATER NOT SOLD OR USED		33,558,000
29	COST OF WATER NOT SOLD OR USED		\$102,351.90

"UNKNOWN LOSS" FLOW RATE AND COST:			
30	"Unknown Loss"		27,058,000
31	% "Unknown Loss"		47.4%
32	Number of Days in Period		30
33	"Unknown Loss" per Day (Gallons per Day)		901,933
34	"Unknown Loss" per Minute (GPM)		626.34
33	"Unknown Loss" Cost for Month		\$82,526.90

Monthly Water Use Report

Water Utility: Martin County Water District PWSID: Ky0800273

For the Month of: June Year: 2017

1	PRODUCTION COST PER THOUSAND	\$3.05
2	PURCHASE COST PER THOUSAND	\$3.05

GALLONS

WATER PRODUCED or PURCHASED				
3	Martin Co.	\$173,932.35	57,027,000	100.0%
4	Mountain Water	\$0.00	0	0.0%
5	Kermit	\$0.00	0	0.0%
6	Davela (HoneyBr. Out)	\$1,361.46	446,380	0.8%
7	TOTAL PRODUCED AND PURCHASED		57,027,000	
8	TOTAL COST		\$173,932.35	

WATER SOLD				
9	Residential		14,987,000	
10	Commercial			
11	Industrial			
12	Honey Branch (in)		2,452,000	
13	Wholesale			
14	Other Sales (explain)			
15	TOTAL WATER SOLD		17,439,000	30.6%
16	TOTAL WATER NOT SOLD		39,588,000	69.4%

BREAKDOWN OF WATER USAGE				
17	Water Treatment Plant		590,000	
18	Wastewater Treatment Plant		50,000	
19	System Flushing		5,500,000	\$16,775.00
20	Fire Department Usage		45,000	\$137.25
21	DBP Flushing			
22	TOTAL USAGE		6,185,000	
23	WATER LOSS PERCENTAGE FOR RATE PURPOSES			58.6%

BREAKDOWN OF WATER LOST				
24	Tank Overflows (other than for DBP maintenance)			
25	Excavation Breaks			
26	Repaired Line Breaks		9,500,000	\$28,975.00
27	Unknown Loss		23,903,000	41.9%
28	TOTAL WATER NOT SOLD OR USED		33,403,000	
29	COST OF WATER NOT SOLD OR USED		\$101,879.15	

"UNKNOWN LOSS" FLOW RATE AND COST:				
30	"Unknown Loss"		23,903,000	
31	% "Unknown Loss"		41.9%	
32	Number of Days in Period		30	
33	"Unknown Loss" per Day (Gallons per Day)		796,767	
34	"Unknown Loss" per Minute (GPM)		553.31	
33	"Unknown Loss" Cost for Month		\$72,904.15	

Monthly Water Use Report

Water Utility: Martin County Water District PWSID: Ky0800273

For the Month of: July Year: 2017

1	PRODUCTION COST PER THOUSAND	\$3.05
2	PURCHASE COST PER THOUSAND	\$3.05

GALLONS

WATER PRODUCED or PURCHASED			
3	Martin Co.	\$179,025.85	58,697,000
4	Mountain Water	\$0.00	0
5	Kermit	\$0.00	0
6	Davela (HoneyBr. Out)	\$3,449.64	1,131,030
7	TOTAL PRODUCED AND PURCHASED		58,697,000
8	TOTAL COST		\$179,025.85

WATER SOLD			
9	Residential		16,011,000
10	Commercial		
11	Industrial		
12	Honey Branch (in)		2,158,000
13	Wholesale		
14	Other Sales (explain)		
15	TOTAL WATER SOLD		18,169,000
16	TOTAL WATER NOT SOLD		40,528,000

BREAKDOWN OF WATER USAGE			
17	Water Treatment Plant		1,865,000
18	Wastewater Treatment Plant		50,000
19	System Flushing		1,600,000
20	Fire Department Usage		350,000
21	DBP Flushing		
22	TOTAL USAGE		3,865,000
23	WATER LOSS PERCENTAGE FOR RATE PURPOSES		62.5%

BREAKDOWN OF WATER LOST			
24	Tank Overflows (other than for DBP maintenance)		
25	Excavation Breaks		
26	Repaired Line Breaks		2,600,000
27	Unknown Loss		34,063,000
28	TOTAL WATER NOT SOLD OR USED		36,663,000
29	COST OF WATER NOT SOLD OR USED		\$111,822.15

"UNKNOWN LOSS" FLOW RATE AND COST:			
30	"Unknown Loss"		34,063,000
31	% "Unknown Loss"		58.0%
32	Number of Days in Period		31
33	"Unknown Loss" per Day (Gallons per Day)		1,098,806
34	"Unknown Loss" per Minute (GPM)		763.06
33	"Unknown Loss" Cost for Month		\$103,892.15

Monthly Water Use Report

Water Utility: Martin County Water District PWSID: Ky0800273

For the Month of: September Year: 2017

1	PRODUCTION COST PER THOUSAND	\$3.05
2	PURCHASE COST PER THOUSAND	\$3.05

GALLONS

WATER PRODUCED or PURCHASED			
3	Martin Co.	\$180,468.50	59,170,000 100.0%
4	Mountain Water	\$0.00	0 0.0%
5	Kermit	\$0.00	0 0.0%
6	Davela (HoneyBr. Out)	\$894.47	293,270 0.5%
7	TOTAL PRODUCED AND PURCHASED		59,170,000
8	TOTAL COST	\$180,468.50	

WATER SOLD			
9	Residential		15,640,000
10	Commercial		
11	Industrial		
12	Honey Branch (in)		1,553,000
13	Wholesale		
14	Other Sales (explain)		
15	TOTAL WATER SOLD		17,193,000 29.1%
16	TOTAL WATER NOT SOLD		41,977,000 70.9%

BREAKDOWN OF WATER USAGE			
17	Water Treatment Plant		1,854,000
18	Wastewater Treatment Plant		60,000
19	System Flushing		3,500,000 \$10,675.00
20	Fire Department Usage		350,000 \$1,067.50
21	DBP Flushing		
22	TOTAL USAGE		5,764,000
23	WATER LOSS PERCENTAGE FOR RATE PURPOSES		61.2%

BREAKDOWN OF WATER LOST			
24	Tank Overflows (other than for DBP maintenance)		
25	Excavation Breaks		
26	Repaired Line Breaks		2,500,000 \$7,625.00
27	Unknown Loss		33,713,000 57.0%
28	TOTAL WATER NOT SOLD OR USED		36,213,000
29	COST OF WATER NOT SOLD OR USED		\$110,449.65

"UNKNOWN LOSS" FLOW RATE AND COST:			
30	"Unknown Loss"		33,713,000
31	% "Unknown Loss"		57.0%
32	Number of Days in Period		30
33	"Unknown Loss" per Day (Gallons per Day)		1,123,767
34	"Unknown Loss" per Minute (GPM)		780.39
33	"Unknown Loss" Cost for Month		\$102,824.65

Monthly Water Use Report

Water Utility: Martin County Water District PWSID: Ky0800273

For the Month of: October Year: 2017

1	PRODUCTION COST PER THOUSAND	\$3.05
2	PURCHASE COST PER THOUSAND	\$3.05

GALLONS

WATER PRODUCED or PURCHASED				
3	Martin Co.	\$178,986.20	58,684,000	100.0%
4	Mountain Water	\$0.00	0	0.0%
5	Kermit	\$0.00	0	0.0%
6	Davela (HoneyBr. Out)	\$888.71	291,380	0.5%
7	TOTAL PRODUCED AND PURCHASED		58,684,000	
8	TOTAL COST		\$178,986.20	

WATER SOLD				
9	Residential		15,396,000	
10	Commercial			
11	Industrial			
12	Honey Branch (in)		3,678,000	
13	Wholesale			
14	Other Sales (explain)			
15	TOTAL WATER SOLD		19,074,000	32.5%
16	TOTAL WATER NOT SOLD		39,610,000	67.5%

BREAKDOWN OF WATER USAGE				
17	Water Treatment Plant		892,000	
18	Wastewater Treatment Plant		550,000	
19	System Flushing		4,550,000	\$13,877.50
20	Fire Department Usage		350,000	\$1,067.50
21	DBP Flushing			
22	TOTAL USAGE		6,342,000	
23	WATER LOSS PERCENTAGE FOR RATE PURPOSES			56.7%

BREAKDOWN OF WATER LOST				
24	Tank Overflows (other than for DBP maintenance)		250,000	\$762.50
25	Excavation Breaks		7,250,000	\$22,112.50
26	Repaired Line Breaks			
27	Unknown Loss		25,768,000	43.9%
28	TOTAL WATER NOT SOLD OR USED		33,268,000	
29	COST OF WATER NOT SOLD OR USED		\$101,467.40	

"UNKNOWN LOSS" FLOW RATE AND COST:

30	"Unknown Loss"		25,768,000	
31	% "Unknown Loss"		43.9%	
32	Number of Days in Period		31	
33	"Unknown Loss" per Day (Gallons per Day)		831,226	
34	"Unknown Loss" per Minute (GPM)		577.24	
33	"Unknown Loss" Cost for Month		\$78,592.40	

Monthly Water Use Report

Water Utility: Martin County Water District PWSID: Ky0800273

For the Month of: December Year: 2017

1	PRODUCTION COST PER THOUSAND	\$3.05
2	PURCHASE COST PER THOUSAND	\$3.05

GALLONS

WATER PRODUCED or PURCHASED				
3	Martin Co.	\$170,549.90	55,918,000	100.0%
4	Mountain Water	\$0.00	0	0.0%
5	Kermit	\$0.00	0	0.0%
6	Davela (HoneyBr. Out)	\$1,667.04	546,570	1.0%
7	TOTAL PRODUCED AND PURCHASED		55,918,000	
8	TOTAL COST			\$170,549.90

WATER SOLD				
9	Residential		14,775,000	
10	Commercial		36,000	
11	Industrial			
12	Honey Branch (in)		0	
13	Wholesale			
14	Other Sales (explain)			
15	TOTAL WATER SOLD		14,811,000	26.5%
16	TOTAL WATER NOT SOLD		41,107,000	73.5%

BREAKDOWN OF WATER USAGE				
17	Water Treatment Plant		809,000	
18	Wastewater Treatment Plant		75,000	
19	System Flushing		1,500,000	\$4,575.00
20	Fire Department Usage		450,000	\$1,372.50
21	DBP Flushing			
22	TOTAL USAGE		2,834,000	
23	WATER LOSS PERCENTAGE FOR RATE PURPOSES			68.4%

BREAKDOWN OF WATER LOST				
24	Tank Overflows (other than for DBP maintenance)			
25	Excavation Breaks		10,500,000	\$32,025.00
26	Repaired Line Breaks			
27	Unknown Loss		27,773,000	49.7%
28	TOTAL WATER NOT SOLD OR USED		38,273,000	
29	COST OF WATER NOT SOLD OR USED			\$116,732.65

"UNKNOWN LOSS" FLOW RATE AND COST:				
30	"Unknown Loss"		27,773,000	
31	% "Unknown Loss"		49.7%	
32	Number of Days in Period		31	
33	"Unknown Loss" per Day (Gallons per Day)		895,903	
34	"Unknown Loss" per Minute (GPM)		622.16	
33	"Unknown Loss" Cost for Month			\$84,707.65

PUBLIC SERVICE COMMISSION

Monthly Water Loss Report

Water Utility: Martin County Water District

For the Month of: January Year: 2018

LINE #	ITEM	GALLONS (Omit 000's)
1	WATER PRODUCED, PURCHASED & DISTRIBUTED	
2	Martin WTP	58,950
3	Prestonsburg (Honey Branch)	4,192
3a	Kermit	1,680
3b	Mountain Water District	
4	TOTAL PRODUCED AND PURCHASED	64,822
5		
6	WATER SALES	
7	Residential	16,729
8	Commercial	2,750
9	Industrial	
9a	Prestonsburg (Honey Branch)	1,750
10	Wholesale	
11	Bulk Loading Stations	
12	Other Sales _____ 0	
13	TOTAL WATER SALES	21,229 32.7%
14		
15	OTHER WATER USED	
16	Utility and/or Water Treatment Plant	553
17	Wastewater Plant	50
18	System Flushing	4,500
19	Fire Department	35
20	Other _____	
21	TOTAL OTHER WATER USED	5,138 7.9%
22		
23	WATER LOSS	
24	Tank Overflows	
25	Line Breaks	7,692
26	Line Leaks	30,763
27	Other _____	
28	TOTAL LINE LOSS	38,455 59.3%
29		
30	Note: Line 13 + Line 21 + Line 28 Must Equal Line 4	
31		
32	WATER LOSS PERCENTAGE	
33	Unaccounted-For Water (Line 28 divided by Line 4)	59.3%

PUBLIC SERVICE COMMISSION

Monthly Water Loss Report

Water Utility: Martin County Water District

For the Month of: February Year: 2018

LINE #	ITEM	GALLONS (Omit 000's)
1	WATER PRODUCED, PURCHASED & DISTRIBUTED	
2	Martin WTP	54,086
3	Prestonsburg (Honey Branch)	955
3a	Kermit	-
3b	Mountain Water District	-
4	TOTAL PRODUCED AND PURCHASED	55,041
5		
6	WATER SALES	
7	Residential	10,909
8	Commercial	-
9	Industrial	-
9a	Prestonsburg (Honey Branch)	3,150
10	Wholesale	-
11	Bulk Loading Stations	-
12	Other Sales _____ 0	-
13	TOTAL WATER SALES	14,059 25.5%
14		
15	OTHER WATER USED	
16	Utility and/or Water Treatment Plant	500
17	Wastewater Plant	55
18	System Flushing	214
19	Fire Department	40
20	Other _____	-
21	TOTAL OTHER WATER USED	809 1.5%
22		
23	WATER LOSS	
24	Tank Overflows	-
25	Line Breaks	5,732
26	Line Leaks	34,441
27	Other _____	-
28	TOTAL LINE LOSS	40,173 73.0%
29		
30	Note: Line 13 + Line 21 + Line 28 Must Equal Line 4	
31		
32	WATER LOSS PERCENTAGE	
33	Unaccounted-For Water (Line 28 divided by Line 4)	73.0%

PUBLIC SERVICE COMMISSION

Monthly Water Loss Report

Water Utility: Martin County Water District

For the Month of: March Year: 2018

LINE #	ITEM	GALLONS (Omit 000's)
1	WATER PRODUCED, PURCHASED & DISTRIBUTED	
2	Martin WTP	57,913
3	Prestonsburg (Honey Branch)	1,133
3a	Kermit	
3b	Mountain Water District	
4	TOTAL PRODUCED AND PURCHASED	59,046
5		
6	WATER SALES	
7	Residential	9,874
8	Commercial	2,373
9	Industrial	
9a	Prestonsburg (Honey Branch)	1,623
10	Wholesale	
11	Bulk Loading Stations	
12	Other Sales _____ 0	
13	TOTAL WATER SALES	13,870 23.5%
14		
15	OTHER WATER USED	
16	Utility and/or Water Treatment Plant	1,030
17	Wastewater Plant	
18	System Flushing	
19	Fire Department	37
20	Other _____	
21	TOTAL OTHER WATER USED	1,067 1.8%
22		
23	WATER LOSS	
24	Tank Overflows	
25	Line Breaks	3,583
26	Line Leaks	40,526
27	Other _____	
28	TOTAL LINE LOSS	44,109 74.7%
29		
30	Note: Line 13 + Line 21 + Line 28 Must Equal Line 4	
31		
32	WATER LOSS PERCENTAGE	
33	Unaccounted-For Water (Line 28 divided by Line 4)	74.7%

PUBLIC SERVICE COMMISSION

Monthly Water Loss Report

Water Utility:

For the Month of: Year:

LINE #	ITEM	GALLONS (Omit 000's)
1	WATER PRODUCED, PURCHASED & DISTRIBUTED	
2	Martin WTP	52,875
3	Prestonsburg (Honey Branch)	
3a	Kermit	
3b	Mountain Water District	
4	TOTAL PRODUCED AND PURCHASED	52,875
5		
6	WATER SALES	
7	Residential	9,777
8	Commercial	2,470
9	Industrial	-
9a	Prestonsburg (Honey Branch)	2,117
10	Wholesale	
11	Bulk Loading Stations	
12	Other Sales _____ 0	
13	TOTAL WATER SALES	14,364 27.2%
14		
15	OTHER WATER USED	
16	Utility and/or Water Treatment Plant	1,024
17	Wastewater Plant	
18	System Flushing	
19	Fire Department	
20	Other _____	
21	TOTAL OTHER WATER USED	1,024 1.9%
22		
23	WATER LOSS	
24	Tank Overflows	
25	Line Breaks	1,075
26	Line Leaks	36,412
27	Other _____	
28	TOTAL LINE LOSS	37,487 70.9%
29		
30	Note: Line 13 + Line 21 + Line 28 Must Equal Line 4	
31		
32	WATER LOSS PERCENTAGE	
33	Unaccounted-For Water (Line 28 divided by Line 4)	70.9%

PUBLIC SERVICE COMMISSION

Monthly Water Loss Report

Water Utility: Martin County Water District

For the Month of: May Year: 2018

LINE #	ITEM	GALLONS (Omit 000's)
1	WATER PRODUCED, PURCHASED & DISTRIBUTED	
2	Martin WTP	54,238
3	Prestonsburg (Honey Branch)	684
3a	Kermit	
3b	Mountain Water District	
4	TOTAL PRODUCED AND PURCHASED	54,922
5		
6	WATER SALES	
7	Residential	14,410
8	Commercial	
9	Industrial	
9a	Prestonsburg (Honey Branch)	1,075
10	Wholesale	
11	Bulk Loading Stations	
12	Other Sales _____ 0	
13	TOTAL WATER SALES	15,485 28.2%
14		
15	OTHER WATER USED	
16	Utility and/or Water Treatment Plant	584
17	Wastewater Plant	36
18	System Flushing	
19	Fire Department	165
20	Other _____	
21	TOTAL OTHER WATER USED	785 1.4%
22		
23	WATER LOSS	
24	Tank Overflows	
25	Line Breaks	1,577
26	Line Leaks	37,074
27	Other _____	
28	TOTAL LINE LOSS	38,651 70.4%
29		
30	Note: Line 13 + Line 21 + Line 28 Must Equal Line 4	
31		
32	WATER LOSS PERCENTAGE	
33	Unaccounted-For Water (Line 28 divided by Line 4)	70.4%

EXHIBIT 6

MARTIN COUNTY WATER DISTRICT
Income Statement
For the Twelve Months Ending December 31, 2017

	Current Month		Year to Date	
Revenues				
Interest & Dividend Income	\$ 292.33	0.16	\$ 475.43	0.02
Unmetered Water Revenues	0.00	0.00	1,458.00	0.07
Metered Sales To Resid Cust	143,905.42	80.45	1,517,483.85	74.53
Metered Sales to Comm Cust	19,434.65	10.87	247,330.93	12.15
Metered Sales to Comm Exempt	6,058.10	3.39	70,493.50	3.46
Metered Sales to Public Auth	0.00	0.00	16,740.00	0.82
Other Sales to Public Auth	0.00	0.00	75,520.38	3.71
Miscellaneous Service Revenue	2,727.42	1.52	31,227.17	1.53
Miscellaneous Service Rev	0.00	0.00	234.20	0.01
Other Water Revenues-Penalitie	6,431.07	3.60	68,456.23	3.36
Other Water Revenues	0.00	0.00	6.70	0.00
Other Revenues	0.00	0.00	6,484.12	0.32
Other Revenues-Vendors Comp	19.53	0.01	265.31	0.01
	<hr/>		<hr/>	
Total Revenues	178,868.52	100.00	2,036,175.82	100.00
 Cost of Sales				
	<hr/>		<hr/>	
Total Cost of Sales	0.00	0.00	0.00	0.00
	<hr/>		<hr/>	
Gross Profit	178,868.52	100.00	2,036,175.82	100.00
 Expenses				
Depreciation Expense	65,684.88	36.72	774,546.00	38.04
Payroll Taxes-SS & MC	4,997.41	2.79	39,991.49	1.96
Payroll Taxes-Unemployment	20.66	0.01	1,422.29	0.07
Interest on Long-Term Debt	973.30	0.54	96,061.59	4.72
Amortization of Prem on Debt	(62.73)	(0.04)	(752.76)	(0.04)
Salaries and Wages - Emp TO	22,336.76	12.49	185,360.76	9.10
Salaries and Wages - Emp DO	6,874.85	3.84	59,479.54	2.92
Salaries and Wages - Emp DM	12,806.27	7.16	77,062.91	3.78
Salaries and Wages - Emp DM	7,051.54	3.94	60,244.91	2.96
Salaries and Wages - Emp CAE	8,700.81	4.86	67,589.44	3.32
Salaries and Wages - Emp AG	8,743.15	4.89	74,215.18	3.64
Employee Pensions & Ben TO	4,952.83	2.77	50,251.92	2.47
Employee Pensions & Ben DO	483.26	0.27	5,449.47	0.27
Employee Pensions & Ben DO	756.28	0.42	2,418.17	0.12
Employee Pensions & Ben DM	6,800.62	3.80	68,134.14	3.35
Employee Pensions & Ben CAE	3,462.37	1.94	34,119.54	1.68
Employee Pensions & Ben AG	1,771.51	0.99	16,803.56	0.83
Purchased Water SO	0.00	0.00	23,727.42	1.17
Purchased Power SO	5,606.01	3.13	141,587.09	6.95
Purchased Power TO	10,877.85	6.08	124,717.73	6.13
Purchased Power DO	8,753.87	4.89	107,624.48	5.29
Purchased Power AG	668.13	0.37	4,939.32	0.24
Chemicals TO	8,282.38	4.63	123,268.72	6.05
Materials & Supplies SO	5,019.63	2.81	18,179.17	0.89
Materials & Supplies TO	0.00	0.00	22,488.61	1.10
Materials & Supplies TM	0.00	0.00	199.90	0.01
Materials & Supplies DO	0.00	0.00	16,196.25	0.80
Materials & Supplies DM	0.00	0.00	84.59	0.00
Materials & Supplies DM	19,079.66	10.67	72,713.12	3.57
Materials & Supplies DM Tools	0.00	0.00	5.29	0.00
Materials & Supplies CAE	1,007.55	0.56	16,750.11	0.82
Materials & Supplies AG	0.00	0.00	28.79	0.00
Contractual Ser-Acct AG	3,500.00	1.96	42,000.00	2.06
Contractual Ser-Leg AG	0.00	0.00	13,351.74	0.66

No Assurance is Provided

MARTIN COUNTY WATER DISTRICT
Income Statement
For the Twelve Months Ending December 31, 2017

	Current Month		Year to Date	
Contractual Ser-Wtr Test TO	1,539.25	0.86	23,862.00	1.17
Contractual Ser-Wtr Test AG	0.00	0.00	12.75	0.00
Contractual Ser-Other TO	0.00	0.00	4,966.32	0.24
Contractual Ser-Other TM	2,890.00	1.62	19,627.36	0.96
Contractual Ser-Other DO	0.00	0.00	1,931.48	0.09
Contractual Ser-Other DM	4,821.08	2.70	66,859.77	3.28
Contractual Ser-Other CAE	831.98	0.47	6,395.84	0.31
Contractual Ser-Other AG	55.00	0.03	7,616.60	0.37
Rental of Bld/Rl Prop DO	0.00	0.00	510.00	0.03
Rental of Bld/Rl Prop CAE	709.58	0.40	8,535.24	0.42
Rental of Equipment DM	500.00	0.28	11,183.95	0.55
Transportation Expense DO	126.96	0.07	4,761.02	0.23
Transportation Expense DM	3,553.17	1.99	45,609.75	2.24
Transportation Expense CAE	492.57	0.28	4,268.94	0.21
Transportation Expense AG	0.00	0.00	489.20	0.02
Transportation Expense AG	626.25	0.35	9,571.40	0.47
Insurance-Vehicles SO	38.47	0.02	462.96	0.02
Insurance-Vehicles SM	38.47	0.02	462.96	0.02
Insurance-Vehicles TO	38.47	0.02	462.96	0.02
Insurance-Vehicles TM	38.47	0.02	462.96	0.02
Insurance-Vehicles DO	246.20	0.14	2,962.74	0.15
Insurance-Vehicles DM	269.29	0.15	4,115.86	0.20
Insurance-Vehicles CAE	38.47	0.02	462.96	0.02
Insurance-Vehicles AG	61.55	0.03	740.70	0.04
Insurance-Gen Liab SO	146.59	0.08	1,657.08	0.08
Insurance-Gen Liab SM	97.73	0.05	1,104.72	0.05
Insurance-Gen Liab TO	293.18	0.16	3,314.16	0.16
Insurance-Gen Liab TM	122.16	0.07	1,380.90	0.07
Insurance-Gen Liab DO	757.37	0.42	8,089.70	0.40
Insurance-Gen Liab DM	781.80	0.44	8,837.58	0.43
Insurance-Gen Liab CAE	97.73	0.05	1,104.72	0.05
Insurance-Gen Liab AG	146.59	0.08	2,353.40	0.12
Insurance-Workers Comp TO	1,251.62	0.70	14,214.60	0.70
Insurance-Workers Comp DO	401.63	0.22	4,988.64	0.25
Insurance-Workers Comp DM	927.15	0.52	9,333.96	0.46
Insurance-Workers Comp CAE	31.13	0.02	341.82	0.02
Insurance-Workers Comp AG	501.13	0.28	5,303.42	0.26
Insurance-Other DM	0.00	0.00	1,679.70	0.08
Insurance-Other CAE	331.35	0.19	3,987.96	0.20
Insurance-Other AG	470.65	0.26	5,460.67	0.27
Bad Debt Expense CAE	74,889.79	41.87	74,889.79	3.68
Miscellaneous Expense TO	1,189.62	0.67	6,640.47	0.33
Miscellaneous Expense TM	81.68	0.05	972.73	0.05
Miscellaneous Expense DO	0.00	0.00	1,861.15	0.09
Miscellaneous Expense DM	0.00	0.00	33.13	0.00
Miscellaneous Expense CAE	1,111.64	0.62	3,033.72	0.15
Miscellaneous Expense CAE	158.80	0.09	1,505.72	0.07
Miscellaneous Expense AG	0.00	0.00	3,800.00	0.19
Miscellaneous Expense AG	778.64	0.44	16,757.92	0.82
Total Expenses	<u>320,632.06</u>	<u>179.26</u>	<u>2,749,243.86</u>	<u>135.02</u>
Net Income	\$ <u>(141,763.54)</u>	<u>(79.26)</u>	\$ <u>(713,068.04)</u>	<u>1/(35.02)</u>

1/ The Net Loss does NOT include the GASB 68 calculation of net pension liability due to the Kentucky Retirement System underfunding attributable to MCWD for 2017. The calculation will be reflected in the financial statements by June 29, 2018, and posted to the UFIR uploaded to the KY PSC.

No Assurance is Provided

EXHIBIT 7

June 7, 2018

MCWD Total Receivables for Closed Accounts as of May 31, 2018 is \$535,947.72. This reflects all accounts that were written off as Deceased or Uncollectible to date. A total of \$59,019.76 has been adjusted from all accounts (open and closed) between January 1, 2018 to May 31, 2018. The total adjustments made to the closed accounts was \$49,835.41. These Adjustments included Deceased, Uncollectible (the customer has no current contact information, driver's license, or social security numbers), Balance Forward (old invoices applied to their current accounts), and one account had to be written off because the meter base had been covered to deep to be recovered. MCWD's Adjustment Report currently reflects all adjustments made to all accounts, open and closed. Our computer technician is currently working on correcting that to show only the Closed Account Adjustments for future reports.

Martin County Water District

187 East Main St., Suite 140

Nez, KY 41224

(806) 298-3885

Monthly Payment Summary By Pay Type

All Books

Amt. Paid

Jun 2018

Cash	\$32,294.74
Check	\$64,863.40
Credit	\$19,006.93
M.O.	\$556.89

Total Jun 2018	<u>\$116,521.96</u>
----------------	---------------------

387 East Main St., Suite 140
Inez, KY 41224
(606) 298-3885

Aged Receivables Over 30 Days, Over 60 Days, or Over 90 Days

All Divisions

Aged Receivables Over 30 Days, Over 60 Days, or Over 90 Days	
\$30.03	\$148.56
\$98.55	\$98.55
\$123.11	\$123.11
\$375.38	\$375.38
\$2,215.86	\$2,215.86
\$476.29	\$476.29
\$288.26	\$288.26
\$225.27	\$225.27
\$350.79	\$350.79
\$30.03	\$163.34
\$0.00	\$144.01
\$52.75	\$52.75
\$1,094.83	\$1,094.83
\$466.88	\$466.88
\$135.49	\$135.49
\$22.88	\$22.88
\$219.47	\$219.47
\$45.64	\$45.64
\$425.51	\$425.51
\$22.88	\$22.88
\$230.98	\$230.98
\$583.81	\$583.81
\$217.98	\$217.98
\$111.88	\$111.88
\$80.18	\$80.18

Aged Receivables Over 30 Days, Over 60 Days, or Over 90 Days

All Divisions

[REDACTED]							
	44224	\$0.00	\$0.00	\$0.00	\$22.66	\$22.66	
					\$30.03	\$30.03	
					\$100.41	\$100.41	
					\$0.00	\$130.82	
					\$105.27	\$105.27	
					\$234.96	\$234.96	
					\$550.35	\$550.35	
					\$581.85	\$581.85	
					\$147.98	\$147.98	
					\$157.30	\$157.30	
					\$80.06	\$80.06	
					\$27.03	\$27.03	
					\$63.13	\$107.50	
					\$367.59	\$606.63	
					\$89.77	\$89.77	
					\$0.00	\$102.11	
					\$80.06	\$80.06	
					\$204.32	\$204.32	
					\$257.17	\$257.17	
					\$119.12	\$119.12	
					\$409.68	\$409.68	
					\$90.09	\$90.09	
					\$45.00	\$45.00	
					\$45.00	\$45.00	
					\$45.00	\$45.00	

Madison County Water District

387 East Main St., Suite 140

Inez, KY 41224

(606) 288-3885

Aged Receivables Over 30 Days, Over 60 Days, or Over 90 Days

All Divisions

[REDACTED]	
	\$278.18
	\$278.18
	\$365.43
	\$365.43
	\$271.59
	\$271.59
	\$63.06
	\$63.06
	\$166.65
	\$166.65
	\$30.03
	\$30.03
	\$182.16
	\$182.16
	\$22.97
	\$22.97
	\$45.00
	\$45.00
	\$45.32
	\$45.32
	\$123.80
	\$123.80
	\$54.82
	\$54.82
	\$22.59
	\$22.59
	\$45.00
	\$45.00
	\$79.74
	\$79.74
	\$45.00
	\$45.00
	\$144.77
	\$144.77
	\$21.64
	\$21.64
	\$40.00
	\$40.00
	\$272.91
	\$272.91
	\$34.92
	\$34.92
	\$30.36
	\$30.36
	\$45.00
	\$45.00
	\$45.00
	\$45.00

Martin County Water District

387 East Main St., Suite 140

Irving, KY 41224

(606) 299-3885

Aged Receivables Over 30 Days, Over 60 Days, or Over 90 Days

All Divisions



\$353.18	\$353.18
\$22.88	\$22.88
\$4,648.34	\$4,648.34
\$198.06	\$198.06
\$74.94	\$74.94
\$113.62	\$113.62
\$7.75	\$7.75
\$22.88	\$22.88
\$195.72	\$195.72
\$45.64	\$45.64
\$873.47	\$873.47
\$107.08	\$107.08
\$267.52	\$267.52
\$143.32	\$143.32
\$15.16	\$15.16
\$22.88	\$22.88
\$232.84	\$232.84
\$353.44	\$353.44
\$120.68	\$120.68
\$22.88	\$22.88
\$22.88	\$22.88
\$45.32	\$45.32
\$22.88	\$22.88
\$45.32	\$45.32
\$524.68	\$524.68

Aged Receivables Over 30 Days, Over 60 Days, or Over 90 Days

All Divisions



\$142.31	\$142.31
\$86.38	\$86.38
\$22.68	\$22.68
\$4.93	\$4.93
\$165.99	\$279.91
\$75.01	\$75.01
\$843.34	\$843.34
\$124.18	\$124.18
\$22.98	\$22.98
\$70.04	\$70.04
\$22.68	\$22.68
\$180.18	\$180.18
\$378.53	\$378.53
\$209.70	\$209.70
\$169.38	\$169.38
\$22.98	\$22.98
\$5.78	\$5.78
\$3.78	\$3.78
\$87.98	\$87.98
\$22.86	\$22.86
\$22.88	\$22.88
\$119.05	\$119.05
\$294.60	\$294.60
\$22.98	\$22.98

Martin County Water District

387 East Main St., Suite 140

Inez, KY 41224

(606) 298-3885

Aged Receivables Over 30 Days, Over 60 Days, or Over 90 Days

All Divisions

[REDACTED]	
\$87.65	\$87.65
\$22.66	\$22.66
\$207.36	\$207.36
\$84.48	\$84.48
\$80.24	\$80.24
\$100.33	\$100.33
\$334.34	\$334.34
\$22.66	\$22.66
\$57.18	\$57.18
\$113.62	\$113.62
\$150.70	\$150.70
\$111.58	\$111.58
\$913.21	\$913.21
\$222.63	\$222.63
\$173.58	\$173.58
\$105.23	\$105.23
\$45.32	\$45.32
\$438.75	\$438.75
\$182.00	\$182.00
\$0.32	\$0.32
\$54.84	\$54.84
\$134.85	\$134.85

Franklin County Water District

397 East Main St, Suite 140

Ireaz, KY 41224

(606) 298-3885

Aged Receivables Over 30 Days, Over 60 Days, or Over 90 Days

All Divisions

2015		2014	
2015	2014	2015	2014
		\$120.12	\$120.12
		\$142.11	\$142.11
		\$378.24	\$378.24
		\$15.18	\$15.18
		\$153.60	\$153.60
		\$82.36	\$82.36
		\$15.08	\$15.08
		\$200.51	\$200.51
		\$213.63	\$213.63
		\$75.12	\$75.12
		\$45.09	\$45.09
		\$143.43	\$143.43
		\$243.33	\$243.33
		\$71.07	\$71.07
		\$189.47	\$387.22
		\$221.59	\$221.59
		\$150.15	\$150.15
		\$90.09	\$90.09
		\$80.08	\$80.08
		\$90.12	\$90.12
		\$416.79	\$416.79
		\$200.80	\$200.80

Martin County Water District

387 East Main St., Suite 140

Inez, KY 41224

(603) 283-3885

Aged Receivables Over 30 Days, Over 60 Days, or Over 90 Days:

All Divisions

Aged Receivables Over 30 Days, Over 60 Days, or Over 90 Days:	
	\$381.48
	\$381.48
	\$80.09
	\$80.09
	\$147.80
	\$147.80
	\$30.03
	\$30.03
	\$128.04
	\$128.04
	\$161.94
	\$161.94
	\$200.84
	\$200.84
	\$80.09
	\$80.09
	\$215.40
	\$215.40
	\$15.06
	\$15.06
	\$0.00
	\$34.64
	\$15.06
	\$15.06
	\$120.12
	\$120.12
	\$174.57
	\$174.57
	\$13.58
	\$13.58
	\$80.09
	\$80.09
	\$80.09
	\$80.09
	\$424.39
	\$424.39
	\$0.09
	\$0.09
	\$150.48
	\$150.48
	\$186.02
	\$186.02
	\$112.88
	\$112.88
	\$51.94
	\$51.94

Marion County Water District

387 East Main St, Suite 140

Lex, KY 41224

(606) 283-3885

Aged Receivables Over 30 Days, Over 60 Days, or Over 90 Days

All Divisions

		\$127.71	\$127.71
		\$120.45	\$120.45
		\$80.08	\$80.08
		\$462.68	\$462.68
		\$531.03	\$531.03
		\$30.03	\$30.03
		\$90.63	\$90.63
		\$120.12	\$120.12
		\$30.03	\$30.03
		\$80.06	\$80.06
		\$83.04	\$83.04
		\$113.19	\$113.19
		\$30.03	\$30.03
		\$84.15	\$84.15
		\$219.78	\$219.78
		\$181.83	\$181.83
		\$119.12	\$119.12
		\$80.08	\$80.08
		\$105.27	\$105.27
		\$82.71	\$82.71
		\$174.57	\$174.57
		\$275.67	\$275.67
		\$80.08	\$80.08

Martin County Water District

337 East Main St., Suite 140

Iraaz, KY 41224

(606) 238-3685

Aged Receivables Over 30 Days, Over 60 Days, or Over 90 Days

All Divisions

	2010	2009
	\$120.12	\$120.12
	\$171.82	\$171.82
	\$0.54	\$0.54
	\$210.53	\$210.53
	\$131.80	\$131.80
	\$120.12	\$120.12
	\$82.83	\$82.83
	\$246.61	\$246.61
	\$30.03	\$30.03
	\$0.00	\$413.75
	\$232.64	\$232.64
	\$712.41	\$712.41
	\$67.65	\$67.65
	\$97.89	\$97.89
	\$242.74	\$242.74
	\$184.31	\$184.31
	\$215.71	\$215.71
	\$171.83	\$171.83
	\$0.00	\$110.78
	\$22.88	\$22.88
	\$30.03	\$30.03
	\$0.09	\$0.09
	\$344.04	\$344.04

Martin County Water District

387 East Main St., Suite 140

Inez, KY 41224

(606) 293-3685


Aged Receivables Over 30 Days, Over 60 Days, or Over 90 Days

All Divisions

[REDACTED]	
	\$30.03
	\$30.03
	\$174.25
	\$174.25
	\$128.66
	\$128.66
	\$15.06
	\$15.06
	\$7.68
	\$7.68
	\$48.03
	\$251.02
	\$0.42
	\$0.42
	\$52.89
	\$52.89
	\$0.00
	\$163.09
	\$283.99
	\$283.99
	\$423.29
	\$423.29
	\$202.07
	\$202.07
	\$245.05
	\$245.05
	\$36.37
	\$36.37
	\$718.71
	\$718.71
	\$421.36
	\$421.36
	\$1,916.42
	\$1,916.42
	\$212.18
	\$212.18
	\$67.63
	\$67.63
	\$389.49
	\$450.07
	\$711.62
	\$711.62
	\$1,828.41
	\$1,828.41
	\$361.73
	\$361.73
	\$717.38
	\$717.38

Aged Receivables Over 30 Days, Over 60 Days, or Over 90 Days

All Divisions



\$144.41	\$144.41
\$283.01	\$283.01
\$191.43	\$191.43
\$16.70	\$16.70
\$321.83	\$321.83
\$488.78	\$488.78
\$183.88	\$183.88
\$282.88	\$282.88
\$97.88	\$97.88
\$788.57	\$788.57
\$388.18	\$388.18
\$30.41	\$30.41
\$0.32	\$0.32
\$87.51	\$87.51
\$404.25	\$404.25
\$245.82	\$245.82
\$1,235.13	\$1,235.13
\$522.27	\$522.27
\$483.58	\$483.58
\$580.50	\$580.50
\$180.53	\$180.53
\$889.72	\$889.72
\$87.58	\$87.58
\$283.51	\$283.51
\$474.51	\$474.51

387 East Main St., Suite 140
Inez, KY 41224
(606) 298-3885

Aged Receivables Over 30 Days, Over 60 Days, or Over 90 Days

All Divisions

All Divisions	
\$236.39	\$236.39
\$221.96	\$221.96
\$1,477.97	\$1,477.97
\$314.00	\$314.00
\$417.97	\$417.97
\$821.14	\$821.14
\$632.08	\$632.08
\$159.30	\$159.30
\$663.07	\$663.07
\$96.07	\$96.07
\$30.03	\$30.03
\$235.22	\$235.22
\$127.93	\$127.93
\$232.44	\$232.44
\$233.22	\$233.22
\$227.41	\$227.41
\$812.52	\$812.52
\$260.04	\$260.04
\$363.68	\$363.68
\$0.00	\$89.71
\$70.45	\$70.45
\$285.38	\$285.36
\$67.65	\$67.65
\$120.78	\$120.78
\$186.71	\$186.71

Madison County Water District

337 East Main St., Suite 140

Inez, KY 41224

(606) 238-3885

Aged Receivables Over 30 Days, Over 60 Days, or Over 90 Days

All Divisions



\$340.90	\$340.90
\$507.55	\$507.55
\$212.19	\$212.19
\$97.08	\$97.68
\$116.65	\$116.65
\$169.27	\$166.27
\$948.24	\$948.24
\$0.00	\$110.79
\$257.42	\$257.42
\$75.24	\$75.24
\$622.16	\$622.16
\$30.03	\$30.03
\$30.03	\$30.03
\$85.09	\$85.09
\$83.16	\$83.16
\$106.80	\$106.80
\$130.89	\$130.89
\$363.49	\$363.49
\$233.51	\$233.51
\$45.21	\$45.21
\$201.95	\$201.95
\$51.83	\$51.83
\$0.42	\$0.42
\$118.03	\$260.87
\$185.56	\$185.56

Itaz, KY 41224

(606) 298-3885

Aged Receivables Over 30 Days, Over 60 Days, or Over 90 Days

All Divisions



\$262.48	\$262.48
\$0.00	\$118.53
\$171.60	\$171.60
\$396.89	\$396.89
\$227.45	\$227.45
\$312.74	\$312.74
\$85.53	\$85.53
\$505.16	\$505.16
\$830.25	\$830.25
\$79.00	\$79.00
\$218.64	\$218.64
\$472.38	\$472.38
\$751.50	\$751.50
\$404.24	\$404.24
\$213.18	\$213.16
\$351.98	\$351.98
\$49.38	\$49.38
\$350.28	\$350.28
\$287.60	\$287.60
\$2.06	\$2.06
\$165.97	\$165.97
\$484.47	\$484.47
\$239.08	\$239.08
\$158.55	\$158.55
\$248.19	\$248.19
\$844.62	\$844.62

Franklin County Water District

397 East Main St., Suite 140

Lex, KY 41224

(606) 298-3885

Aged Receivables Over 30 Days, Over 60 Days, or Over 90 Days

All Divisions

[REDACTED]	
\$142.12	\$142.12
\$80.39	\$80.39
\$444.64	\$444.64
\$173.02	\$173.02
\$130.12	\$130.12
\$314.40	\$314.40
\$157.36	\$157.36
\$52.80	\$52.80
\$182.32	\$182.32
\$181.38	\$181.38
\$83.16	\$83.16
\$350.08	\$350.08
\$151.31	\$151.31
\$233.64	\$233.64
\$488.08	\$488.08
\$257.73	\$257.73
\$222.42	\$222.42
\$30.03	\$30.03
\$144.21	\$144.21
\$2.73	\$2.73
\$75.45	\$75.45
\$4.89	\$4.89
\$74.12	\$74.12
\$188.79	\$188.79
\$104.69	\$104.69
\$30.09	\$30.09

Madison County Water District

387 East Main St., Suite 140

Inez, KY 41224

(606) 298-3865

Aged Receivables Over 30 Days, Over 60 Days, or Over 90 Days

All Divisions

[REDACTED]	
\$386.04	\$386.04
\$1,394.39	\$1,394.39
\$469.61	\$469.61
\$7.46	\$7.46
\$523.88	\$523.88
\$268.36	\$268.36
\$982.69	\$982.69
\$198.15	\$198.15
<hr/>	
\$89.79	\$89.79
\$388.52	\$388.52
\$936.79	\$936.79
\$93.01	\$245.36
\$74.25	\$74.25
\$123.95	\$123.95
\$92.25	\$92.25
\$645.86	\$645.86
\$2.73	\$2.73
\$216.71	\$216.71
\$210.98	\$210.98
\$461.61	\$461.61
\$204.26	\$204.26
\$308.12	\$308.12
\$590.78	\$590.78
\$215.78	\$215.78
\$1,701.40	\$1,701.40

Warren County Water District

287 East Main St., Suite 140

Inez, KY 41224

(606) 298-3885

Aged Receivables Over 30 Days, Over 60 Days, or Over 90 Days

All Divisions



\$465.57	\$465.57
\$37.82	\$72.26
\$567.81	\$567.81
\$269.87	\$269.87
\$204.27	\$204.27
\$220.00	\$236.71
\$144.21	\$144.21
\$151.13	\$151.13
\$1,271.85	\$1,271.85
\$500.64	\$500.64
\$75.24	\$75.24
\$431.33	\$431.33
\$0.21	\$0.21
\$1,065.65	\$1,065.65
\$182.10	\$182.10
\$80.55	\$80.55
\$119.39	\$119.39
\$118.12	\$118.12
\$194.15	\$194.15
\$176.57	\$176.57
\$37.82	\$183.74
\$202.90	\$202.90
\$166.65	\$166.65
\$581.49	\$581.49

Martin County Water District

387 East Main St., Suite 140

Inez, KY 41224

(606) 298-3885

Aged Receivables Over 30 Days, Over 60 Days, or Over 90 Days

All Divisions



\$149.74	\$149.74
\$22.88	\$22.88
\$93.08	\$93.08
\$302.94	\$302.94
\$131.28	\$131.28
\$149.15	\$149.15
\$45.21	\$45.21
\$2,103.44	\$2,103.44
\$454.98	\$454.98
\$357.82	\$357.82
\$227.91	\$227.91
\$371.08	\$371.08
\$150.15	\$150.15
\$24.21	\$24.21
\$168.85	\$168.85
\$246.08	\$246.08
\$138.82	\$138.82
\$158.57	\$158.57
\$391.33	\$391.33
\$380.43	\$380.43
\$182.57	\$182.57
\$30.03	\$30.03
\$238.71	\$238.71
\$270.11	\$270.11

Aged Receivables Over 30 Days, Over 60 Days, or Over 90 Days

All Divisions

[REDACTED]	
\$422.01	\$422.01
\$279.53	\$279.53
\$0.32	\$0.32
\$14.73	\$14.73
\$188.11	\$188.11
\$219.77	\$219.77
\$302.31	\$302.31
\$112.51	\$112.51
\$270.92	\$270.92
\$24.28	\$24.28
\$125.13	\$125.13
\$85.50	\$89.61
\$67.93	\$67.93
\$22.66	\$22.66
\$672.56	\$672.56
\$524.15	\$524.15
\$22.66	\$22.66
\$180.74	\$180.74
\$30.24	\$30.24
\$280.25	\$280.25
\$312.18	\$312.18
\$266.43	\$288.43
\$180.04	\$180.04
\$921.11	\$921.11

Martin County Water District

387 East Main St., Suite 140

Inez, KY 41224

(606) 228-3885

Aged Receivables Over 30 Days, Over 60 Days, or Over 90 Days

All Divisions

[REDACTED]	
\$138.35	\$205.04
\$971.89	\$971.89
\$189.59	\$189.59
\$784.45	\$784.45
\$400.62	\$400.62
\$302.87	\$302.87
\$963.06	\$963.06
\$316.21	\$316.21
\$107.74	\$107.74
\$100.15	\$100.15
\$30.03	\$30.03
\$84.77	\$84.77
\$252.66	\$252.66
\$318.12	\$318.12
\$219.45	\$219.45
\$180.27	\$320.73
\$74.08	\$74.08
\$163.65	\$166.65
\$115.68	\$115.68
\$196.02	\$196.02
\$257.85	\$257.85
\$73.09	\$73.09
\$158.17	\$158.17
\$163.65	\$163.65
\$134.30	\$134.30

Martin County Water District

307 East Main St., Suite 140

Inez, KY 41224

(606) 298-3885

Aged Receivables Over 30 Days, Over 60 Days, or Over 90 Days

All Divisions

Aged Receivables Over 30 Days, Over 60 Days, or Over 90 Days	
\$0.00	\$87.95
\$50.62	\$184.70
\$97.88	\$97.68
\$652.50	\$652.50
\$83.80	\$83.80
\$153.22	\$153.22
\$41.01	\$361.27
\$33.85	\$168.25
\$30.03	\$30.03
\$194.80	\$194.80
\$0.00	\$272.05
\$2,078.34	\$2,078.34
\$189.89	\$189.89
\$258.86	\$258.86
\$0.00	\$142.22
\$1,131.75	\$1,131.75
\$212.13	\$212.13
\$30.03	\$148.58
\$189.41	\$189.41
\$247.19	\$247.19
\$389.86	\$389.86
\$88.20	\$88.20
\$135.89	\$135.83
\$1,091.71	\$1,091.71
\$889.43	\$889.43

Madison County Water District

387 East Main St., Suite 140

Lexington, KY 40524

(606) 298-3835

Aged Receivables Over 30 Days, Over 60 Days, or Over 90 Days

All Divisions

[REDACTED]	
\$133.80	\$133.80
\$1,053.88	\$1,053.88
\$510.11	\$510.11
\$547.02	\$547.02
\$4,070.75	\$4,070.75
\$646.87	\$646.87
\$239.33	\$239.33
\$315.97	\$315.97
\$26.40	\$26.40
\$952.06	\$952.06
\$309.31	\$309.31
\$228.03	\$228.03
\$186.65	\$186.65
\$266.45	\$266.45
\$166.85	\$166.85
\$398.53	\$398.53
\$30.03	\$30.03
\$0.00	\$80.54
\$735.82	\$694.72
\$2,812.72	\$2,812.72
\$258.19	\$258.19
\$159.87	\$159.87
\$876.90	\$876.90
\$119.12	\$119.12
\$633.47	\$633.47

337 East Main St., Suite 140

Inez, KY 41224

(606) 298-3335

Aged Receivables Over 30 Days, Over 60 Days, or Over 90 Days

All Divisions

[REDACTED]	
\$390.22	\$390.22
\$288.27	\$288.27
\$30.03	\$30.03
\$2,164.20	\$2,164.20
\$274.00	\$274.00
\$134.30	\$134.30
\$180.51	\$180.51
\$0.00	\$157.21
\$3,117.12	\$3,117.12
\$151.54	\$151.54
\$985.08	\$985.08
\$448.85	\$448.85
\$105.11	\$105.11
\$339.50	\$339.50
\$21.84	\$21.84
\$188.85	\$188.85
\$916.83	\$916.83
\$321.42	\$321.42
\$378.98	\$378.98
\$368.19	\$368.19
\$409.83	\$409.83
\$270.89	\$270.89
\$180.12	\$180.12
\$299.44	\$299.44
\$189.80	\$189.80

Martin County Water District

367 East Main St., Suite 140

Boonville, KY 41224

(606) 298-3885

Aged Receivables Over 30 Days, Over 60 Days, or Over 90 Days

All Divisions

Aged Receivables Over 30 Days, Over 60 Days, or Over 90 Days	
\$22.68	\$22.68
\$333.74	\$333.74
\$19.65	\$19.65
\$572.32	\$572.32
\$356.54	\$356.54
\$267.86	\$267.86
\$580.33	\$580.33
\$119.54	\$119.54
\$264.69	\$264.69
\$179.30	\$179.30
\$203.61	\$203.61
\$1,058.20	\$1,058.20
\$282.84	\$282.84
\$749.30	\$749.30
\$730.47	\$730.47
\$119.21	\$119.21
\$345.17	\$345.17
\$777.25	\$777.25
\$543.84	\$543.84
\$409.67	\$409.67
\$317.61	\$317.61
\$75.34	\$75.34
\$346.30	\$346.30
\$362.02	\$362.02

997 East Main St., Suite 140

Inez, KY 41224

(606) 228-3886

Aged Receivables Over 30 Days, Over 60 Days, or Over 90 Days

All Divisions



	\$196.68	\$196.68
	\$105.82	\$105.82
	\$212.52	\$212.52
	\$271.55	\$271.55
	\$171.02	\$171.02
	\$493.87	\$493.87
	\$15.06	\$15.06
	\$30.03	\$30.03
	\$285.53	\$285.53
	\$272.25	\$272.25
	\$295.35	\$295.35
	\$181.83	\$181.83
	\$277.99	\$277.99
	\$35.49	\$35.49
	\$160.78	\$160.78
	\$288.12	\$288.12
	\$140.60	\$242.76
	\$189.93	\$189.93
	\$30.03	\$30.03
	\$413.50	\$413.50
	\$105.60	\$105.60
	\$112.88	\$112.88
	\$257.73	\$257.73
	\$228.05	\$228.05
	\$30.03	\$30.03

Marietta County Water District

387 East Main St., Suite 140

Inez, KY 41224

(606) 298-3885

Aged Receivables Over 30 Days, Over 60 Days, or Over 90 Days

All Divisions

Aged Receivables Over 30 Days, Over 60 Days, or Over 90 Days	
\$90.09	\$90.09
\$135.83	\$135.83
\$158.71	\$158.71
\$80.09	\$80.09
\$90.42	\$90.42
\$901.68	\$901.68
\$211.53	\$211.53
\$4.50	\$4.50
\$124.18	\$124.18
\$37.62	\$37.62
\$172.11	\$172.11
\$225.38	\$225.38
\$425.06	\$425.06
\$30.03	\$30.03
\$222.30	\$222.30
\$45.75	\$45.75
\$75.12	\$75.12
\$817.28	\$817.28
\$208.45	\$208.45
\$149.15	\$149.15
\$490.94	\$490.94
\$350.80	\$350.80
\$104.81	\$104.81
\$304.50	\$304.50
\$224.15	\$224.15

Madison County Water District

387 East Main St., Suite 140

Inez, KY 41224

(606) 293-3885

Aged Receivables Over 30 Days, Over 60 Days, or Over 90 Days

All Divisions

[REDACTED]	
	\$0.00
	\$268.15
	\$44.43
	\$44.43
	\$241.28
	\$241.28
	\$0.09
	\$0.09
	\$90.42
	\$90.42
	\$43.80
	\$43.80
	\$67.19
	\$67.19
	\$486.39
	\$486.39
	\$106.02
	\$106.02
	\$104.48
	\$104.48
	\$0.09
	\$0.09
	\$245.74
	\$245.74
	\$198.15
	\$198.15
	\$787.32
	\$787.32
	\$168.58
	\$168.58
	\$164.12
	\$164.12
	\$0.32
	\$0.32
	\$185.83
	\$185.83
	\$141.88
	\$141.88
	\$72.45
	\$72.45
	\$171.77
	\$171.77
	\$155.10
	\$155.10
	\$214.94
	\$214.94
	\$93.09
	\$93.09
	\$203.28
	\$203.28

Martin County Water District

387 East Main St., Suite 140

Inez, KY 41224

(606) 223-3385

Aged Receivables: Over 30 Days, Over 60 Days, or Over 90 Days

All Divisions

[REDACTED]	
\$185.91	\$185.91
\$509.10	\$509.10
\$344.31	\$344.31
\$13.88	\$13.88
\$218.82	\$218.82
\$166.67	\$166.67
\$233.62	\$233.62
\$105.37	\$105.37
\$1,185.18	\$1,185.18
\$226.82	\$226.82
\$308.25	\$308.25
\$416.30	\$416.30
\$15.16	\$15.16
\$280.28	\$280.28
\$87.51	\$87.51
\$58.44	\$58.44
\$585.59	\$585.59
\$56.33	\$56.33
\$737.05	\$737.05
\$402.38	\$402.38
\$381.28	\$381.28
\$138.97	\$138.97
\$213.11	\$213.11
\$45.32	\$45.32
\$1,148.12	\$1,148.12

Madison County Water District

387 East Main St., Suite 140

Inez, KY 41224

(606) 298-3885

Aged Receivables Over 30 Days, Over 60 Days, or Over 90 Days

All Divisions

[REDACTED]		
47.0000	\$30.03	\$30.03
	\$197.03	\$197.03
	\$32.76	\$32.76
	\$120.30	\$120.30
	\$181.29	\$181.29
	\$80.06	\$80.06
	\$214.55	\$214.55
	\$50.06	\$50.06
	\$749.70	\$749.70
	\$221.10	\$221.10
	\$328.44	\$328.44
	\$203.95	\$203.95
	\$582.09	\$582.09
	\$191.07	\$191.07
	\$68.41	\$68.41
	\$538.75	\$538.75
	\$209.33	\$209.33
	\$247.28	\$247.28
	\$304.59	\$304.59
	\$321.09	\$321.09
	\$408.58	\$408.58
	\$90.03	\$90.03
	\$226.37	\$226.37
	\$366.83	\$366.83
	\$60.39	\$60.39
	\$83.81	\$141.04

Martin County Water District

307 East Main St., Suite 140

Inez, KY 41224

(606) 228-3885

Aged Receivables Over 30 Days, Over 60 Days, or Over 90 Days

All Divisions

[REDACTED]	
\$7.59	\$7.59
\$189.44	\$189.44
\$333.63	\$333.63
\$60.06	\$60.06
\$204.93	\$204.93
\$280.37	\$280.37
\$224.65	\$224.65
\$46.53	\$46.53
\$30.03	\$30.03
\$166.88	\$166.88
\$144.62	\$144.62
\$237.44	\$237.44
\$382.54	\$382.54
\$183.48	\$183.48
\$42.49	\$42.49
\$90.75	\$90.75
\$216.82	\$216.82
\$44.00	\$44.00
\$119.81	\$119.81
\$82.83	\$82.83
\$259.28	\$259.28
\$117.89	\$117.89
\$74.12	\$74.12
\$37.62	\$37.62
\$41.28	\$133.86

Martin County Water District

367 East Main St., Suite 140

Irex, KY 41224

(606) 299-3985

Aged Receivables Over 30 Days, Over 60 Days, or Over 90 Days

All Divisions

Aged Receivables Over 30 Days, Over 60 Days, or Over 90 Days	
\$74.09	\$74.09
\$184.18	\$184.18
\$30.03	\$30.03
\$127.71	\$127.71
\$0.00	\$205.04
\$0.00	\$117.91
\$0.21	\$0.21
\$584.85	\$881.64
\$238.15	\$238.15
\$552.20	\$552.20
\$130.11	\$174.48
\$105.15	\$105.15
\$248.85	\$248.85
\$450.82	\$450.82
\$147.42	\$147.42
\$90.77	\$90.77
\$15.32	\$15.32
\$480.49	\$480.49
\$136.82	\$136.82
\$360.82	\$360.82
\$500.00	\$500.00
\$37.83	\$37.83
\$60.06	\$173.88
\$598.68	\$598.68

Madison County Water District

387 East Main St., Suite 140

Inez, KY 41224

(606) 298-3995

Aged Receivables Over 30 Days, Over 60 Days, or Over 90 Days

All Divisions

[REDACTED]	
	\$816.00
	\$816.00
	\$146.10
	\$146.10
	\$343.03
	\$343.03
	\$293.11
	\$293.11
	\$179.84
	\$179.84
	\$167.49
	\$167.49
	\$504.63
	\$504.63
	\$90.64
	\$90.64
	\$627.42
	\$627.42
	\$0.00
	\$161.66
	\$85.68
	\$85.68
	\$1,501.40
	\$1,501.40
	\$30.09
	\$30.09
	\$211.89
	\$211.89
	\$291.33
	\$291.33
	\$22.88
	\$22.88
	\$1,019.89
	\$1,019.89
	\$1,851.89
	\$1,851.89
	\$2,685.91
	\$2,685.91
	\$0.88
	\$76.41
	\$81.11
	\$81.11
	\$179.61
	\$179.61
	\$251.62
	\$251.62
	\$1,077.50
	\$1,077.50

Martin County Water District

387 East Main St., Suite 140

Inez, KY 41224

(606) 298-3885

Aged Receivables Over 30 Days, Over 60 Days, or Over 90 Days

All Divisions



\$982.50	\$982.50
\$308.79	\$308.79
\$1,655.77	\$1,655.77
\$1,420.13	\$1,420.13
\$170.54	\$170.54
\$80.30	\$80.30
\$78.00	\$78.00
\$229.36	\$229.36
\$289.27	\$289.27
\$20.72	\$20.72
\$508.15	\$508.15
\$90.80	\$109.21
\$388.24	\$388.24
\$197.22	\$197.22
\$694.68	\$694.66
\$421.36	\$421.36
\$582.97	\$582.97
\$138.62	\$138.62
\$221.83	\$221.83
\$40.58	\$40.58
\$30.03	\$30.03
\$458.71	\$458.71
\$914.91	\$914.91
\$272.28	\$272.28
\$22.65	\$22.65

Marion County Water District

387 East Main St., Suite 140

Inez, KY 41224

(606) 298-3885

Aged Receivables Over 30 Days, Over 60 Days, or Over 90 Days

All Divisions



\$378.84	\$378.84
\$45.21	\$45.21
\$30.03	\$30.03
\$157.54	\$157.54
\$138.94	\$138.94
\$188.43	\$188.43
\$162.88	\$162.88
\$249.37	\$249.37
\$118.03	\$155.15
\$100.46	\$135.88
\$505.49	\$505.49
\$174.24	\$174.24
\$255.67	\$255.67
\$255.24	\$255.24
\$394.70	\$394.70
\$1,237.32	\$1,237.32
\$19.03	\$19.03
\$589.74	\$589.74
\$105.28	\$265.72
\$88.70	\$88.70
\$182.28	\$182.28
\$0.00	\$79.89
\$0.00	\$180.07
\$45.21	\$45.21
\$0.00	\$109.62

Aged Receivables Over 30 Days, Over 60 Days, or Over 90 Days

All Divisions

[REDACTED]	
\$329.33	\$329.33
\$293.31	\$293.31
\$914.08	\$914.08
\$148.48	\$148.48
\$22.68	\$22.68
\$1,547.89	\$1,547.89
\$237.08	\$237.08
\$14.89	\$14.89
\$833.23	\$833.23
\$888.55	\$888.55
\$167.79	\$167.79
\$80.08	\$80.08
\$298.35	\$298.35
\$205.80	\$205.80
\$234.40	\$234.40
\$0.00	\$79.32
\$504.27	\$504.27
\$0.00	\$133.26
\$75.41	\$75.41
\$186.85	\$186.85
\$283.14	\$283.14
\$359.82	\$359.82
\$220.12	\$220.12
\$377.45	\$377.45
\$280.17	\$280.17

Martin County Water District

87 East Main BL, Suite 140

122, KY 41224

300) 268-3885

Aged Receivables Over 30 Days, Over 60 Days, or Over 90 Days

All Divisions

[REDACTED]	
	\$38.82
	\$398.46
	\$188.22
	\$178.98
	\$83.55
	\$140.85
	\$305.30
	\$230.05
	\$444.35
	\$431.35
	\$314.18
	\$168.38
	\$35.57
	\$138.32
	\$386.82
	\$105.27
	\$74.83
	\$367.21
	\$405.18
	\$257.23
	\$156.88
	\$242.12
	\$90.08
	\$178.30
	\$30.03

Martin County Water District

387 East Main St., Suite 140

Irtaz, KY 41224

(606) 298-3885

Aged Receivables Over 30 Days, Over 60 Days, or Over 90 Days

All Divisions



\$148.02	\$148.02
\$394.05	\$394.05
\$74.43	\$74.43
\$234.63	\$234.63
\$485.48	\$485.48
\$227.37	\$227.37
\$197.14	\$197.14
\$338.45	\$338.45
\$149.15	\$149.15
\$265.93	\$265.93
\$181.17	\$181.17
\$175.47	\$175.47
\$120.12	\$120.12
\$45.21	\$45.21
\$219.99	\$219.99
\$97.68	\$97.68
\$583.01	\$583.01
\$134.30	\$134.30
\$110.87	\$110.87
\$85.84	\$189.78
\$248.82	\$248.82
\$227.71	\$227.71
\$225.88	\$225.88
\$98.01	\$98.01
\$112.01	\$112.01
\$518.18	\$518.18

Martin County Water District

387 East Main St., Suite 140

Inez, KY 41224

(606) 288-3885

Aged Receivables Over 30 Days, Over 60 Days, or Over 90 Days

All Divisions

[REDACTED]	
\$304.83	\$304.83
\$204.83	\$204.83
\$171.71	\$171.71
\$63.86	\$63.86
\$116.74	\$116.74
\$237.48	\$237.48
\$112.84	\$112.84
\$0.00	\$133.44
\$83.92	\$83.92
\$88.07	\$88.07
\$280.07	\$280.07
\$142.43	\$142.43
\$405.47	\$405.47
\$89.94	\$89.94
\$27.05	\$27.05
\$311.10	\$311.10
\$381.40	\$381.40
\$22.68	\$22.68
\$7.75	\$7.75
\$67.11	\$67.11
\$837.87	\$837.87
\$0.32	\$0.32
\$44.82	\$44.82
\$375.37	\$375.37
\$163.71	\$163.71

387 East Main St., Suite 140

Inaz, NY 41224

(606) 288-3885

Aged Receivables Over 30 Days, Over 60 Days, or Over 90 Days

All Divisions

		00.00	00.00	00.00	00.00	00.00	00.00
						\$182.38	\$182.38
						\$44.32	\$169.22
						\$13.33	\$13.33
						\$80.09	\$90.09
						\$305.88	\$305.88
						\$384.23	\$384.23
						\$147.88	\$147.88
						\$14.73	\$14.73
						\$120.12	\$234.04
						\$164.12	\$164.12
						\$216.48	\$216.48
						\$48.53	\$48.53
						\$20.01	\$20.01
						\$73.61	\$73.61
						\$328.24	\$328.24
						\$311.31	\$311.31
						\$22.88	\$22.88
						\$185.19	\$271.34
						\$172.80	\$172.80
						\$288.93	\$288.93
						\$484.38	\$484.38
						\$252.12	\$252.12
						\$125.84	\$125.84
						\$217.22	\$217.22
						\$288.44	\$288.44
						\$1,188.21	\$1,188.21

Marion County Water District

387 East Main St., Suite 140
Ireaz, KY 41224
(606) 238-3885

Aged Receivables Over 30 Days, Over 60 Days, or Over 90 Days

All Divisions



\$988.60	\$988.60
\$488.70	\$488.70
\$205.17	\$205.17
\$403.77	\$403.77
\$88.09	\$88.09
\$1,114.61	\$1,114.61
\$34.75	\$34.75
\$280.71	\$280.71
\$357.82	\$357.82
\$524.72	\$524.72
\$483.44	\$483.44
\$119.83	\$119.83
\$890.51	\$890.51
\$1,789.28	\$1,789.28
\$83.03	\$83.03
\$22.68	\$22.68
\$80.08	\$80.08
\$80.21	\$80.21
\$548.05	\$548.05
\$388.88	\$388.88
\$385.13	\$385.13
\$240.85	\$240.85
\$288.77	\$288.77
\$474.84	\$474.84

Madison County Water District

387 East Main St., Suite 140

Inez, KY 41224

(606) 288-3885

Aged Receivables Over 30 Days, Over 60 Days, or Over 90 Days

All Divisions



\$253.82	\$253.82
\$1,072.81	\$1,072.81
\$271.71	\$271.71
\$211.52	\$211.52
\$346.83	\$346.83
\$189.07	\$189.07
\$40.33	\$40.33
\$747.98	\$747.98
\$584.55	\$584.55
\$73.82	\$118.17
\$713.54	\$713.54
\$731.58	\$731.58
\$535.88	\$535.88
\$248.93	\$248.93
\$164.33	\$164.33
\$2,525.17	\$2,525.17
\$30.09	\$30.09
\$188.24	\$188.24
\$583.84	\$583.84
\$118.88	\$118.88
\$225.09	\$225.09
\$278.48	\$278.48
\$180.18	\$180.18
\$204.93	\$204.93
\$533.99	\$533.99

Martin County Water District

337 East Main St., Suite 140

Paris, KY 40224

(606) 298-3885

Aged Receivables Over 30 Days, Over 60 Days, or Over 90 Days

All Divisions

[REDACTED]	
\$244.17	\$244.17
\$127.71	\$127.71
\$300.86	\$300.86
\$38.12	\$38.12
\$123.78	\$123.78
\$285.35	\$285.35
\$30.03	\$30.03
\$75.24	\$75.24
\$82.83	\$82.83
\$415.13	\$415.13
\$153.45	\$153.45
\$227.27	\$227.27
\$154.34	\$154.34
\$181.83	\$181.83
\$121.54	\$121.54
\$417.47	\$417.47
\$288.64	\$288.64
\$284.28	\$284.28
\$149.15	\$149.15
\$285.14	\$285.14
\$153.43	\$153.43
\$313.83	\$313.83
\$30.03	\$30.03
\$189.10	\$189.10
\$338.03	\$338.03

Martin County Water District

307 East Main St., Suite 140

Inez, KY 41224

(606) 228-3865

Aged Receivables Over 30 Days, Over 60 Days, or Over 90 Days

All Divisions

[REDACTED]	
\$45.83	\$45.83
\$98.10	\$98.10
\$255.85	\$255.85
\$338.70	\$338.70
\$751.39	\$751.39
\$30.03	\$30.03
\$0.00	\$211.31
\$74.12	\$74.12
\$143.22	\$257.14
\$31.78	\$31.78
\$553.06	\$553.06
\$151.10	\$151.10
\$880.80	\$880.80
\$237.17	\$237.17
\$328.88	\$328.88
\$123.82	\$217.10
\$250.94	\$391.30
\$885.08	\$885.08
\$674.04	\$874.04
\$155.88	\$288.77
\$287.88	\$287.88
\$149.83	\$149.83
\$1,234.58	\$1,234.58
\$3,284.13	\$3,284.13
\$214.47	\$214.47

Martin County Water District

337 East Main St., Suite 140

Inez, KY 41224

(606) 299-3585

Aged Receivables Over 30 Days, Over 60 Days, or Over 90 Days

All Divisions

[REDACTED]	
\$197.31	\$197.31
\$2.30	\$2.30
\$428.98	\$428.98
\$0.00	\$42.23
\$135.09	\$135.09
\$188.87	\$188.87
\$85.31	\$85.31
\$187.15	\$187.15
\$245.76	\$245.76
\$86.79	\$86.79
\$165.66	\$165.66
\$271.59	\$271.59
\$191.86	\$191.86
\$237.39	\$237.39
\$157.70	\$157.70
\$318.66	\$318.66
\$188.64	\$188.64
\$123.35	\$123.35
\$98.00	\$98.00
\$81.65	\$81.65
\$252.22	\$252.22
\$7.75	\$7.75
\$1,168.29	\$1,168.29
\$22.66	\$22.66
\$127.87	\$127.87
\$150.73	\$150.73

Martin County Water District

987 East Main St., Suite 140

Inez, KY 41224

(606) 298-3985

Aged Receivables Over 30 Days, Over 60 Days, or Over 90 Days

All Divisions

	\$90.09
	\$90.09
	\$1,916.61
	\$1,916.61
	\$137.13
	\$137.13
	\$543.65
	\$543.65
	\$220.60
	\$220.60
	\$164.78
	\$164.78
	\$186.35
	\$186.35
	\$654.18
	\$654.18
	\$30.09
	\$30.09
	\$42.00
	\$42.00
	\$105.86
	\$105.86
	\$775.87
	\$775.87
	\$67.90
	\$67.90
	\$68.30
	\$68.30
	\$117.60
	\$117.60
	\$13.10
	\$13.10
	\$90.09
	\$90.09
	\$22.66
	\$22.66
	\$22.66
	\$22.66
	\$22.66
	\$22.66
	\$700.30
	\$700.30
	\$965.50
	\$965.50
	\$655.59
	\$655.59
	\$341.22
	\$341.22
	\$113.07
	\$113.07

Martin County Water District

387 East Main St., Suite 140

Inez, KY 41224

(606) 238-3885

Aged Receivables Over 30 Days, Over 60 Days, or Over 90 Days

All Divisions

[REDACTED]	
\$67.88	\$67.88
\$22.66	\$22.66
\$52.75	\$52.75
\$135.88	\$135.88
\$80.95	\$80.95
\$225.28	\$225.28
\$44.82	\$44.82
\$88.44	\$88.44
\$80.09	\$80.09
\$1,882.45	\$1,882.45
\$3,326.66	\$3,326.66
\$622.10	\$622.10
\$162.25	\$162.25
\$2.38	\$2.38
\$242.08	\$242.08
\$286.28	\$286.28
\$318.71	\$318.71
\$37.50	\$37.50
\$45.09	\$45.09
\$209.21	\$209.21
\$270.10	\$270.10
\$127.71	\$127.71
\$15.08	\$15.08
\$75.24	\$75.24
\$80.09	\$80.09
\$508.50	\$508.50

WINDY HILL COUNTY WATER DISTRICT

307 East Main St., Suite 140

Inez, KY 41224

(606) 298-3885

Aged Receivables Over 30 Days, Over 60 Days, or Over 90 Days

All Divisions

	\$173.58	\$173.58
	\$177.45	\$177.45
	\$142.57	\$142.57
	\$0.00	\$209.76
	\$224.58	\$224.58
	\$60.06	\$60.06
	\$180.84	\$180.84
	\$34.72	\$34.72
	\$277.57	\$277.57
	\$30.03	\$30.03
	\$207.86	\$207.86
	\$227.37	\$227.37
	\$285.75	\$285.75
	\$509.43	\$509.43
	\$52.60	\$52.60
	\$207.08	\$207.08
	\$31.78	\$31.78
	\$150.15	\$415.33
	\$322.68	\$322.68
	\$33.66	\$33.66
	\$3.24	\$3.24
	\$230.61	\$230.61
	\$0.00	\$42.23
	\$225.59	\$225.59
	\$45.21	\$45.21

Madison County Water District

387 East Main St., Suite 140

Inez, KY 41224

(606) 283-3835

Aged Receivables Over 30 Days, Over 60 Days, or Over 90 Days

All Divisions

[REDACTED]	
\$105.80	\$140.24
\$175.86	\$175.86
\$8.34	\$8.34
\$30.03	\$30.03
\$630.77	\$630.77
\$386.13	\$386.13
\$0.00	\$130.83
\$624.55	\$624.55
\$75.12	\$75.12
\$0.00	\$177.86
\$188.62	\$188.62
\$486.67	\$486.67
\$101.67	\$101.67
\$478.40	\$478.40
\$30.03	\$148.56
\$1,217.02	\$1,217.02
\$149.98	\$149.98
\$156.71	\$408.77
\$22.86	\$22.86
\$197.52	\$197.52
\$1,354.58	\$1,354.58
\$331.49	\$331.49
\$10.80	\$10.80
\$52.75	\$52.75

Martin County Water District


337 East Main St., Suite 100

Inez, KY 41224

(606) 298-3885

Aged Receivables Over 30 Days, Over 60 Days, or Over 90 Days

All Divisions



\$316.70	\$316.70
\$241.14	\$241.14
\$87.14	\$87.14
\$71.24	\$71.24
\$120.55	\$120.55
\$308.00	\$308.00
\$50.77	\$50.77
\$0.00	\$191.22
\$220.78	\$220.78
\$45.00	\$45.00
\$851.89	\$851.89
\$116.12	\$116.12
\$80.64	\$80.64
\$154.01	\$154.01
\$120.12	\$120.12
\$287.75	\$287.75
\$45.09	\$45.09
\$22.88	\$22.88
\$811.88	\$811.88
\$87.88	\$87.88
\$1,440.04	\$1,440.04
\$488.27	\$488.27
\$155.82	\$155.82
\$302.88	\$302.88

Madison County Water District

367 East Main St., Suite 140

Inez, KY 41224

(606) 293-8885

Aged Receivables Over 30 Days, Over 60 Days, or Over 90 Days

All Divisions

[REDACTED]	
\$282.88	\$282.88
\$335.22	\$335.22
\$277.74	\$277.74
\$624.07	\$624.07
\$44.80	\$44.80
\$181.78	\$181.78
\$458.84	\$458.84
\$172.01	\$172.01
\$40.88	\$40.88
\$333.07	\$333.07
\$27.80	\$27.80
\$524.08	\$524.08
\$18.48	\$18.48
\$2,078.73	\$2,078.73
\$102.83	\$102.83
\$28.48	\$28.48
\$82.18	\$82.18
\$432.80	\$432.80
\$273.44	\$273.44
\$414.38	\$414.38
\$85.72	\$85.72
\$184.82	\$184.82
\$516.45	\$516.45
\$282.51	\$282.51
\$1,175.40	\$1,175.40

Martin County Water District

397 East Main St., Suite 140

Inez, KY 41224

(606) 238-3885

Aged Receivables Over 30 Days, Over 60 Days, or Over 90 Days

All Divisions

Aged Receivables Over 30 Days, Over 60 Days, or Over 90 Days	
\$44.65	\$44.65
\$236.61	\$236.61
\$448.04	\$448.04
\$7.35	\$7.35
\$82.44	\$82.44
\$22.68	\$22.68
\$150.68	\$150.68
\$283.27	\$283.27
\$45.37	\$45.37
\$81.88	\$81.88
\$171.88	\$171.88
\$270.75	\$270.75
\$880.64	\$880.64
\$80.64	\$80.64
\$306.83	\$306.83
\$88.30	\$88.30
\$175.17	\$175.17
\$205.13	\$205.13
\$424.18	\$424.18
\$189.51	\$189.51
\$159.06	\$159.06
\$375.82	\$375.82
\$308.00	\$308.00
\$80.39	\$80.39
\$594.81	\$594.81

WINDY HILL COUNTY WATER DISTRICT

387 East Main St., Suite 140

Lexington, KY 40524

(606) 298-3365

Aged Receivables Over 30 Days, Over 60 Days, or Over 90 Days

All Divisions

Aged Receivables Over 30 Days, Over 60 Days, or Over 90 Days	
\$37.03	\$37.03
\$694.52	\$694.52
\$689.42	\$689.42
\$0.00	\$124.85
\$15.18	\$15.18
\$30.09	\$30.09
\$577.87	\$577.87
\$22.58	\$22.58
\$218.78	\$218.78
\$332.29	\$332.29
\$768.21	\$768.21
\$119.85	\$119.85
\$14.78	\$14.78
\$90.08	\$90.08
\$104.22	\$104.22
\$15.18	\$15.18
\$105.98	\$105.98
\$828.93	\$828.93
\$422.14	\$422.14
\$1,698.04	\$1,698.04
\$980.20	\$980.20
\$816.74	\$816.74
\$373.63	\$373.63
\$52.35	\$52.35
\$828.07	\$828.07

Martin County Water District

387 East Main St., Suite 140
Inez, KY 41224
(606) 263-3885

Aged Receivables Over 30 Days, Over 60 Days, or Over 90 Days

All Divisions

	\$142.13
	\$28.35
	\$385.81
	\$620.31
	\$302.86
	\$289.54
	\$37.82
	\$427.82
	\$136.28
	\$488.54
	\$150.74
	\$152.41
	\$37.50
	\$0.00
	\$219.00
	\$435.97
	\$285.88
	\$372.25
	\$784.01
	\$45.42
	\$149.15
	\$349.52
	\$12.79
	\$54.00
	\$328.84
	\$805.52

WILSON & WILSON
 387 East Main St., Suite 140
 Inez, KY 41224
 (606) 233-9555

Aged Receivables Over 30 Days, Over 60 Days, or Over 90 Days

All Divisions

\$90.09	\$90.09
\$347.61	\$347.61
\$245.62	\$245.62
\$217.27	\$217.27
\$35.00	\$35.00
\$287.64	\$287.64
\$206.09	\$206.09
\$62.63	\$62.63
\$305.91	\$305.91
\$37.42	\$37.42
\$52.66	\$52.66
\$105.61	\$105.61
\$542.46	\$542.46
\$67.66	\$67.66
\$416.78	\$416.78
\$166.32	\$166.32
\$328.84	\$328.84
\$146.58	\$146.58
\$60.39	\$60.39
\$74.18	\$74.18
\$226.05	\$226.05
\$203.28	\$203.28
\$80.09	\$80.09
\$376.84	\$376.84

397 East Main St., Suite 140
Inaz, KY 41224
(606) 296-3885

Aged Receivables Over 30 Days, Over 60 Days, or Over 90 Days

All Divisions

	\$318.48
	\$318.48
	\$310.53
	\$310.53
	\$236.28
	\$236.28
	\$377.85
	\$377.85
	\$97.68
	\$97.68
	\$120.77
	\$120.77
	\$570.81
	\$570.81
	\$248.36
	\$248.36
	\$60.08
	\$60.08
	\$370.84
	\$370.84
	\$248.53
	\$323.32
	\$168.85
	\$168.85
	\$158.74
	\$158.74
	\$194.15
	\$194.15
	\$80.39
	\$80.39
	\$150.15
	\$150.15
	\$290.45
	\$290.45
	\$75.24
	\$75.24
	\$174.24
	\$174.24
	\$90.42
	\$90.42
	\$67.98
	\$67.98
	\$850.13
	\$850.13
	\$218.46
	\$218.46
	\$368.63
	\$368.63
	\$90.42
	\$90.42

Martin County Water District

387 East Main St., Suite 140

Inez, KY 41224

(606) 288-8885

Aged Receivables Over 30 Days, Over 60 Days, or Over 90 Days

All Divisions

		30-60	60-90	90-120	Total
				\$0.00	\$287.34
					\$287.34
					\$348.81
					\$348.81
					\$75.24
					\$75.24
					\$75.57
					\$75.57
					\$135.30
					\$135.30
					\$521.00
					\$521.00
				\$0.00	\$18.87
					\$18.87
					\$463.08
					\$463.08
					\$138.82
					\$138.82
					\$52.80
					\$52.80
					\$515.73
					\$515.73
					\$335.80
					\$335.80
					\$252.82
					\$252.82
					\$185.88
					\$185.88
					\$188.15
					\$188.15
				\$15.08	\$15.08
					\$15.08
					\$80.06
					\$80.06
					\$88.28
					\$88.28
					\$424.72
					\$424.72
					\$212.19
					\$212.19
					\$188.10
					\$188.10
					\$181.02
					\$181.02
					\$145.21
					\$145.21
					\$285.89
					\$285.89
					\$183.95
					\$183.95

Madison County Water District

387 East Main St., Suite 140

Inez, KY 41224

(606) 288-8885

Aged Receivables Over 30 Days, Over 60 Days, or Over 90 Days

All Divisions

Aged Receivables Over 30 Days, Over 60 Days, or Over 90 Days	
	\$214.23
	\$30.03
	\$10.42
	\$249.16
	\$75.24
	\$309.17
	\$148.02
	\$52.68
	\$7.82
	\$382.68
	\$45.09
	\$80.39
	\$272.58
	\$172.25
	\$226.71
	\$133.09
	\$234.98
	\$220.11
	\$345.74
	\$22.85
	\$212.52
	\$154.89
	\$288.02
	\$138.82
	\$134.30

Franklin County Water District

387 East Main St., Suite 140

Inez, KY 41224

(606) 238-3825

Aged Receivables Over 30 Days, Over 60 Days, or Over 90 Days

All Divisions

Aged Receivables Over 30 Days, Over 60 Days, or Over 90 Days	
\$232.97	\$232.97
\$139.59	\$139.59
\$242.89	\$242.89
\$165.77	\$165.77
\$393.30	\$393.30
\$159.39	\$159.39
\$174.24	\$174.24
\$91.74	\$91.74
\$37.83	\$37.83
\$141.86	\$141.86
\$294.44	\$294.44
\$188.78	\$188.78
\$87.85	\$87.85
\$90.09	\$90.09
\$298.54	\$298.54
\$75.12	\$75.12
\$30.03	\$30.03
\$202.28	\$202.28
\$172.82	\$172.82
\$151.35	\$151.35
\$112.88	\$112.88
\$83.92	\$83.92
\$528.12	\$528.12
\$169.82	\$169.82
\$383.48	\$383.48

MADISON COUNTY WATER DISTRICT

387 East Main St., Suite 140

Heaz, KY 41224

(606) 223-3885

Aged Receivables Over 30 Days, Over 60 Days, or Over 90 Days

All Divisions

Aged Receivables Over 30 Days, Over 60 Days, or Over 90 Days	
\$0.09	\$0.09
\$181.49	\$181.49
\$119.66	\$119.66
\$158.07	\$158.07
\$60.06	\$60.06
\$74.12	\$74.12
\$30.03	\$30.03
\$203.15	\$203.15
\$30.78	\$30.78
\$86.89	\$86.89
\$188.53	\$315.06
\$104.15	\$104.15
\$0.09	\$0.09
\$179.51	\$179.51
\$0.00	\$110.79
\$75.45	\$75.45
\$172.46	\$172.46
\$210.87	\$210.87
\$67.85	\$67.85
\$30.03	\$30.03
\$247.64	\$247.64
\$45.21	\$45.21
\$164.12	\$164.12
\$30.03	\$30.03
\$164.12	\$164.12
\$8.08	\$78.99

337 East Main St., Suite 140

Inaz, KY 41224

(606) 238-3835

Aged Receivables Over 30 Days, Over 60 Days, or Over 90 Days

All Divisions

Aged Receivables Over 30 Days, Over 60 Days, or Over 90 Days	
\$135.63	\$170.27
\$74.03	\$74.03
\$52.80	\$52.80
\$30.03	\$30.03
\$449.15	\$449.15
\$44.95	\$44.95
\$458.94	\$458.94
\$133.21	\$503.04
\$37.50	\$37.50
\$75.12	\$75.12
\$0.00	\$115.21
\$3,826.06	\$3,826.06
\$453.82	\$453.82
\$214.25	\$214.25
\$177.54	\$177.54
\$400.00	\$400.00
\$157.74	\$157.74
\$102.40	\$102.40
\$364.10	\$364.10
\$308.01	\$308.01
\$341.33	\$341.33
\$287.76	\$287.76
\$164.88	\$164.88
\$103.05	\$103.05
\$382.60	\$382.60

Aged Receivables Over 30 Days, Over 60 Days, or Over 90 Days

All Divisions

\$714.11	\$714.11
\$80.08	\$80.08
\$444.91	\$444.91
\$82.42	\$82.42
\$0.00	\$178.75
\$387.75	\$387.75
\$0.00	\$110.79
\$150.82	\$150.82
\$778.57	\$778.57
\$851.52	\$851.52
\$341.27	\$341.27
\$211.37	\$211.37
\$528.09	\$528.09
\$432.28	\$432.28
\$223.05	\$223.05
\$430.91	\$430.91
\$188.61	\$188.61
\$185.33	\$185.33
\$202.61	\$202.61
\$228.05	\$228.05
\$0.00	\$77.41
\$204.24	\$204.24
\$749.78	\$749.78
\$75.12	\$75.12
\$285.11	\$285.11
\$85.85	\$85.85

Martin County Water District

387 East Main St., Suite 140

Inez, KY 41224

(606) 233-3885

Aged Receivables Over 30 Days, Over 60 Days, or Over 90 Days

All Divisions

Aged Receivables Over 30 Days, Over 60 Days, or Over 90 Days	
\$89.09	\$89.09
\$133.46	\$133.46
\$88.60	\$88.60
\$77.02	\$77.02
\$28.94	\$28.94
\$66.85	\$66.85
\$152.80	\$152.80
\$384.16	\$384.16
\$35.62	\$35.62
\$553.20	\$553.20
\$687.06	\$687.06
\$210.58	\$210.58
\$934.15	\$934.15
\$80.57	\$80.57
\$515.58	\$515.58
\$280.44	\$280.44
\$370.81	\$370.81
\$523.06	\$523.06
\$97.68	\$97.68
\$63.91	\$63.91
\$258.84	\$258.84
\$337.85	\$337.85
\$330.05	\$330.05
\$499.53	\$499.53

Aged Receivables Over 30 Days, Over 60 Days, or Over 90 Days

All Divisions



\$831.65	\$831.65
\$572.27	\$572.27
\$537.44	\$537.44
\$359.45	\$359.45
\$128.97	\$128.97
\$289.41	\$289.41
\$105.82	\$105.82
\$352.75	\$352.75
\$438.14	\$438.14
\$289.19	\$289.19
\$581.29	\$581.29
\$80.35	\$80.35
\$45.84	\$45.84
\$204.28	\$204.28
\$310.01	\$310.01
\$88.01	\$88.01
\$30.01	\$30.01
\$105.41	\$105.41
\$622.72	\$622.72
\$80.88	\$80.88
\$80.08	\$80.08
\$379.18	\$379.18
\$145.73	\$145.73
\$208.95	\$208.95
\$185.39	\$185.39

Martin County Water District

337 East Main St., Suite 140

Inez, KY 41224

(606) 298-3095

Aged Receivables Over 30 Days, Over 60 Days, or Over 90 Days

All Divisions

	\$0.73
	\$0.73
	\$220.17
	\$220.17
	\$724.54
	\$724.54
	\$1,684.42
	\$1,684.42
	\$780.11
	\$780.11
	\$109.94
	\$109.94
	\$37.50
	\$37.50
	\$242.89
	\$242.89
	\$268.89
	\$268.89
	\$22.88
	\$22.88
	\$90.64
	\$90.64
	\$128.08
	\$128.08
	\$7.75
	\$7.75
	\$221.53
	\$221.53
	\$435.93
	\$435.93
	\$1,031.69
	\$1,031.69
	\$142.51
	\$142.51
	\$531.45
	\$531.45
	\$142.80
	\$142.80
	\$384.84
	\$384.84
	\$112.11
	\$112.11
	\$350.79
	\$350.79
	\$299.36
	\$299.36
	\$413.00
	\$413.00
	\$182.11
	\$182.11
	\$18.13
	\$18.13

Madison County Water District


387 East Main St, Suite 140

Pinz, KY 41224

(606) 298-3885

Aged Receivables Over 30 Days, Over 60 Days, or Over 90 Days

All Divisions



\$15.06	\$15.03
\$738.60	\$738.60
\$440.93	\$440.93
\$284.91	\$284.91
\$173.59	\$173.59
\$261.83	\$261.98
\$135.96	\$135.98
\$473.25	\$473.25
\$133.98	\$133.98
\$113.07	\$113.07
\$169.13	\$169.13
\$143.41	\$143.41
\$302.67	\$302.67
\$101.48	\$101.48
\$284.36	\$284.36
\$15.39	\$15.39
\$53.01	\$53.01
\$781.71	\$781.71
\$287.78	\$287.78
\$357.82	\$357.82
\$257.40	\$257.40
\$30.03	\$30.03
\$37.82	\$37.82
\$242.94	\$242.94
\$788.59	\$788.59
\$212.19	\$212.19

Martin County Water District

337 East Main St., Suite 140

Inez, KY 41224

(606) 298-3885

Aged Receivables Over 30 Days, Over 60 Days, or Over 90 Days

All Divisions

Aged Receivables Over 30 Days, Over 60 Days, or Over 90 Days	
	\$155.09
	\$155.00
	\$335.49
	\$335.48
	\$178.80
	\$178.80
	\$207.24
	\$207.24
	\$37.82
	\$37.82
	\$87.65
	\$87.65
	\$97.88
	\$97.88
	\$355.08
	\$355.08
	\$80.08
	\$80.08
	\$105.60
	\$105.60
	\$1,213.89
	\$1,213.89
	\$242.78
	\$242.78
	\$176.58
	\$176.58
	\$15.06
	\$15.06
	\$242.55
	\$242.55
	\$217.22
	\$217.22
	\$181.83
	\$181.83
	\$788.48
	\$788.48
	\$0.00
	\$41.23
	\$123.09
	\$123.09
	\$0.00
	\$128.63
	\$204.99
	\$204.99
	\$272.58
	\$272.58
	\$142.82
	\$142.82
	\$85.24
	\$85.24

Franklin County Water District

387 East Main St., Suite 140

Lexington, KY 41224

(606) 258-3885

Aged Receivables Over 30 Days, Over 60 Days, or Over 90 Days

All Divisions

[REDACTED]	
	\$90.09
	\$367.36
	\$123.09
	\$143.43
	\$158.40
	\$198.33
	\$166.65
	\$233.75
	\$159.39
	\$211.53
	\$198.99
	\$174.57
	\$599.19
	\$624.24
	\$343.30
	\$136.77
	\$45.21
	\$136.62
	\$90.09
	\$166.68
	\$67.65
	\$97.68
	\$371.39
	\$134.30
	\$163.12

Aged Receivables Over 30 Days, Over 60 Days, or Over 90 Days

All Divisions

	\$80.09
	\$80.09
	\$367.38
	\$367.38
	\$123.09
	\$123.09
	\$143.43
	\$143.43
	\$158.40
	\$158.40
	\$198.33
	\$198.33
	\$166.65
	\$166.65
	\$233.75
	\$233.75
	\$159.39
	\$159.39
	\$211.53
	\$211.53
	\$188.69
	\$188.69
	\$174.57
	\$174.57
	\$599.19
	\$599.19
	\$624.34
	\$624.34
	\$343.30
	\$343.30
	\$136.77
	\$136.77
	\$45.21
	\$45.21
	\$136.62
	\$136.62
	\$80.09
	\$80.09
	\$166.98
	\$166.98
	\$67.65
	\$67.65
	\$97.68
	\$97.68
	\$371.39
	\$371.39
	\$134.30
	\$134.30
	\$163.12
	\$163.12

Madison County Water District

387 East Main St., Suite 140

Inez, KY 41224

(606) 299-3635

Aged Receivables Over 30 Days, Over 60 Days, or Over 90 Days

All Divisions



\$355.85	\$355.85
\$143.78	\$143.78
\$182.11	\$182.11
\$178.38	\$178.38
\$74.49	\$74.49
\$141.89	\$141.89
\$118.12	\$118.12
\$293.69	\$293.69
\$108.28	\$108.28
\$80.08	\$80.08
\$258.51	\$258.51
\$143.88	\$143.88
\$30.03	\$30.03
\$128.44	\$128.44
\$74.12	\$74.12
\$328.78	\$328.78
\$184.81	\$184.81
\$0.42	\$0.42
\$89.30	\$89.30
\$81.82	\$81.82
\$291.85	\$291.85
\$188.89	\$188.89
\$121.54	\$121.54
\$112.07	\$112.07
\$184.45	\$184.45

Madison County Water District

387 East Main St., Suite 140

Lexington, KY 41224

(606) 288-3885

Aged Receivables Over 30 Days, Over 60 Days, or Over 90 Days

All Divisions

	\$89.63
	\$88.63
	\$224.14
	\$224.14
	\$106.35
	\$106.35
	\$142.43
	\$142.43
	\$262.46
	\$262.46
	\$80.06
	\$80.06
	\$0.00
	\$508.63
	\$0.00
	\$85.06
	\$883.69
	\$883.69
	\$184.69
	\$184.69
	\$236.18
	\$236.18
	\$441.83
	\$441.83
	\$85.58
	\$85.58
	\$212.38
	\$212.38
	\$120.12
	\$120.12
	\$52.80
	\$52.80
	\$187.41
	\$187.41
	\$1,203.65
	\$1,203.65
	\$267.98
	\$267.98
	\$32.83
	\$628.44
	\$136.30
	\$136.30
	\$285.71
	\$285.71
	\$407.00
	\$407.00
	\$314.98
	\$351.24
	\$302.58
	\$302.58

357 East Main St., Suite 140

Inez, KY 41224

(603) 298-3885

Aged Receivables Over 30 Days, Over 60 Days, or Over 90 Days

All Divisions

	\$0.00	\$171.38
	\$451.53	\$451.53
	\$200.69	\$200.69
	\$15.06	\$15.06
	\$367.85	\$367.85
	\$80.09	\$200.88
	\$186.73	\$186.73
	\$801.62	\$801.62
	\$30.03	\$30.03
	\$473.82	\$473.82
	\$82.48	\$82.48
	\$322.80	\$322.80
	\$284.79	\$284.79
	\$197.75	\$197.75
	\$8.40	\$8.40
	\$1,087.72	\$1,087.72
	\$381.03	\$381.03
	\$80.06	\$80.06
	\$263.53	\$263.53
	\$151.45	\$151.45
	\$438.52	\$438.52
	\$986.03	\$986.03
	\$119.80	\$119.30
	\$469.98	\$469.98
	\$233.62	\$233.62


Aged Receivables Over 30 Days, Over 60 Days, or Over 90 Days

All Divisions

	\$829.01
	\$251.79
	\$1.03
	\$62.48
	\$220.10
	\$266.94
	\$75.24
	\$570.88
	\$394.95
	\$145.75
	\$559.86
	\$62.42
	\$266.62
	\$382.05
	\$547.78
	\$118.82
	\$230.25
	\$2,483.94
	\$498.35
	\$407.40
	\$248.28
	\$422.29
	\$302.29
	\$627.65
	\$334.08
	\$386.89

Aged Receivables Over 30 Days, Over 60 Days, or Over 90 Days

All Divisions



\$375.60	\$375.60
\$23.37	\$23.37
\$206.01	\$206.01
\$262.66	\$262.66
\$216.35	\$216.35
\$126.26	\$126.26
\$182.44	\$182.44
\$743.07	\$743.07
\$466.99	\$466.99
\$458.34	\$458.34
\$22.66	\$22.66
\$630.90	\$630.90
\$693.68	\$693.68
\$167.69	\$167.69
\$35.46	\$35.46
\$55.22	\$55.22
\$52.35	\$52.35
\$444.05	\$444.05
\$791.32	\$791.32
\$666.20	\$666.20
\$209.29	\$209.29
\$663.30	\$663.30
\$22.66	\$22.66
\$102.74	\$102.74

Aged Receivables Over 30 Days, Over 60 Days, or Over 90 Days

All Divisions

All Divisions	
\$2.06	\$2.06
\$387.78	\$387.78
\$178.44	\$178.44
\$67.58	\$67.58
\$22.88	\$22.88
\$377.88	\$377.88
\$218.00	\$218.00
\$82.67	\$82.67
\$175.77	\$175.77
\$120.34	\$120.34
\$237.40	\$237.40
\$358.78	\$358.78
\$209.70	\$209.70
\$135.88	\$135.88
\$45.64	\$45.64
\$211.75	\$211.75
\$203.49	\$203.49
\$7.75	\$7.75
\$454.31	\$454.31
\$38.10	\$38.10
\$150.01	\$150.01
\$88.73	\$88.73
\$181.80	\$181.80
\$588.78	\$588.78
\$219.85	\$219.85
\$559.32	\$559.32

387 East Main St., Suite 140

Inez, KY 41224

(606) 298-3685

Aged Receivables Over 30 Days, Over 60 Days, or Over 90 Days

All Divisions

	\$82.50
	\$82.50
	\$127.96
	\$127.96
	\$345.38
	\$345.38
	\$179.84
	\$179.84
	\$90.96
	\$90.96
	\$224.23
	\$224.23
	\$217.52
	\$217.52
	\$583.69
	\$583.69
	\$1,208.35
	\$1,208.35
	\$166.74
	\$166.74
	\$143.26
	\$143.26
	\$156.86
	\$156.86
	\$1,332.28
	\$1,332.28
	\$140.50
	\$140.50
	\$55.74
	\$55.74
	\$234.40
	\$234.40
	\$1,258.73
	\$1,258.73
	\$59.70
	\$59.70
	\$225.74
	\$225.74
	\$255.09
	\$255.09
	\$181.60
	\$181.60
	\$208.90
	\$208.90
	\$83.14
	\$83.14
	\$187.44
	\$187.44

Aged Receivables Over 30 Days, Over 60 Days, or Over 90 Days

All Divisions

Aged Receivables Over 30 Days, Over 60 Days, or Over 90 Days	
	\$37.03
	\$37.03
	\$45.29
	\$45.29
	\$351.10
	\$351.10
	\$173.25
	\$173.25
	\$823.06
	\$823.06
	\$385.33
	\$385.33
	\$174.24
	\$174.24
	\$207.08
	\$207.08
	\$68.30
	\$68.30
	\$265.10
	\$265.10
	\$324.18
	\$324.18
	\$180.40
	\$180.40
	\$30.03
	\$30.03
	\$885.00
	\$885.00
	\$831.40
	\$831.40
	\$825.12
	\$825.12
	\$474.54
	\$474.54
	\$709.42
	\$709.42
	\$1,040.67
	\$1,040.67
	\$852.35
	\$852.35
	\$30.00
	\$30.00
	\$445.73
	\$445.73
	\$59.21
	\$59.21
	\$547.87
	\$547.87
	\$85.53
	\$85.53

MARION COUNTY WATER DISTRICT

387 East Main St., Suite 140

Insz, KY 41224

(606) 298-3885

Aged Receivables Over 30 Days, Over 60 Days, or Over 90 Days

All Divisions

Aged Receivables Over 30 Days, Over 60 Days, or Over 90 Days	
\$246.01	\$246.01
\$30.03	\$30.03
\$311.30	\$311.30
\$762.26	\$762.26
\$318.84	\$318.94
\$632.36	\$632.36
\$22.66	\$22.66
\$332.85	\$332.85
\$234.96	\$234.96
\$268.68	\$268.68
\$159.80	\$159.80
\$288.30	\$288.30
\$105.61	\$105.61
\$357.30	\$357.30
\$16.16	\$16.16
\$287.25	\$287.25
\$539.49	\$539.49
\$321.08	\$321.08
\$80.06	\$80.06
\$596.36	\$596.36
\$80.86	\$80.86
\$285.07	\$285.07
\$463.32	\$463.32
\$75.24	\$75.24
\$120.12	\$120.12

Madison County Water District

387 East Main St., Suite 140

Inez, KY 41224

(606) 298-3885

Aged Receivables Over 30 Days, Over 60 Days, or Over 90 Days

All Divisions

Aged Receivables Over 30 Days, Over 60 Days, or Over 90 Days	
	\$1,172.84
	\$317.37
	\$404.71
	\$197.73
	\$388.09
	\$105.42
	\$327.55
	\$414.88
	\$30.03
	\$80.08
	\$213.80
	\$278.49
	\$304.60
	\$30.12
	\$333.31
	\$30.24
	\$410.89
	\$431.84
	\$285.40
	\$181.88
	\$184.89
	\$482.79
	\$105.84
	\$75.24
	\$189.42
	\$197.01

Martin County Water District

387 East Main St., Suite 140

Inez, KY 41224

(606) 239-3885

Aged Receivables Over 30 Days, Over 60 Days, or Over 90 Days

All Divisions

2011	
2011	2010
\$166.65	\$166.65
\$448.62	\$458.83
\$0.00	\$118.95
\$190.56	\$180.56
\$85.84	\$85.84
\$179.27	\$179.27
\$184.30	\$184.30
\$87.70	\$87.70
\$220.26	\$220.28
\$0.00	\$225.29
\$204.15	\$204.15
\$181.83	\$181.83
\$209.87	\$209.87
\$209.16	\$277.85
\$184.14	\$184.14
\$582.84	\$582.84
\$189.65	\$189.65
\$135.30	\$135.30
\$166.98	\$168.88
\$311.41	\$311.41
\$151.23	\$151.23
\$1,178.98	\$1,178.98
\$141.88	\$141.88
\$75.45	\$75.45
\$511.20	\$511.20
\$80.08	\$80.08

Marion County Water District

387 East Main St., Suite 140

Inez, KY 41224

(606) 293-3835

Aged Receivables Over 30 Days, Over 60 Days, or Over 90 Days

All Divisions

Division	Over 30 Days	Over 60 Days	Over 90 Days
	\$20.09		\$134.01
	\$394.20		\$394.30
	\$82.83		\$82.83
	\$75.24		\$75.24
	\$30.03		\$30.03
	\$135.30		\$135.30
	\$105.15		\$105.15
	\$87.68		\$87.68
	\$80.39		\$80.39
	\$164.33		\$164.33
	\$80.06		\$80.06
	\$0.00		\$136.22
	\$80.72		\$80.72
	\$511.83		\$511.83
	\$128.05		\$128.05
	\$0.00		\$327.83
	\$120.78		\$120.78
	\$30.03		\$30.03
	\$151.85		\$650.68
	\$80.88		\$80.88
	\$701.43		\$688.73
	\$81.71		\$81.71
	\$81.71		\$81.71
	\$345.88		\$345.88
	\$184.15		\$184.15
	\$30.03		\$30.03

Marion County Water District

387 East Main St., Suite 140

Inez, KY 41224

(606) 298-3885

Aged Receivables Over 30 Days, Over 60 Days, or Over 90 Days

All Divisions

[REDACTED]	
\$37.82	\$163.74
\$0.00	\$42.23
\$7.75	\$7.75
\$385.62	\$385.62
\$675.63	\$675.63
\$0.00	\$163.38
\$113.30	\$113.30
\$34.49	\$34.49
\$96.79	\$96.79
\$252.64	\$252.64
\$173.48	\$173.48
\$194.88	\$194.88
\$232.37	\$232.37
\$348.41	\$348.41
\$291.37	\$291.37
\$185.54	\$185.54
\$30.24	\$30.24
\$139.35	\$139.35
\$210.87	\$210.87
\$127.71	\$127.71
\$0.09	\$0.09
\$31.78	\$31.78
\$488.39	\$488.39
\$142.64	\$243.75

Madison County Water District

387 East Main St., Suite 140

Mad, KY 41224

(606) 298-3835

Aged Receivables Over 30 Days, Over 60 Days, or Over 90 Days

All Divisions



Totals For All Locations:	2012	\$11,826.23	\$3,608.76	\$0.00	\$530,938.65	\$555,673.64
----------------------------------	-------------	--------------------	-------------------	---------------	---------------------	---------------------

EXHIBIT 8

MARTIN COUNTY WATER DISTRICT

387 East Main Street Suite 140
INEZ, KY 41224

606-298-3885 OFFICE

606-298-4913 Fax

1. (Unit 1)-2013 Ford F 150. Mileage is 187,630. Age is approximately 2 years.
2. (Unit 2)-Dodge 3500. Mileage is 12,308. Age is approximately 1 year.
3. (Unit 4)-2004 Chevy Blazer. Mileage is 142,371. Age is approximately 3 years.
4. (Unit 5)-2004 Ford Ranger. Mileage is 170,669. Age is approximately 10 years.

Any other units on the fuel log are personal vehicles.

Martin County Water Fuel Log

Date	Vendor	Unit	By	Gallons		Inv. Amt	Mileage
				Purchased	Cost/Gl		
3/5/2018	Zip Zone #4	70	RJ	14.39	\$ 2.499	\$ 35.97	
3/5/2018	Zip Zone #2	4	JS	9.148	\$ 2.499	\$ 22.86	
3/5/2018	Zip Zone #2	1	JM	26.01	\$ 2.499	\$ 65.00	
3/6/2018	Zip Zone #3	5	CM	16.007	\$ 2.499	\$ 40.00	
3/6/2018	Zip Zone #7	3	RS	12.08	\$ 2.499	\$ 32.01	
3/7/2018	Zip Zone #3	4	JS	7.02	\$ 2.499	\$ 18.00	
3/7/2018	Zip Zone #1	70	RJ	21.611	\$ 2.499	\$ 54.01	
3/8/2018	Zip Zone #2	3	RS	17.02	\$ 2.499	\$ 43.00	
3/8/2018	Zip Zone #3	2	JS	20	\$ 2.990	\$ 60.02	
3/8/2018	Zip Zone #2	1	JM	28.61	\$ 2.499	\$ 71.50	
3/8/2018	Zip Zone #4	Joe	JH	21.648	\$ 2.499	\$ 54.10	
3/9/2018	Zip Zone #7	4	JS	10.1	\$ 2.499	\$ 27.51	
3/9/2018	Zip Zone #7	70	RJ	19.335	\$ 2.499	\$ 48.32	
3/9/2018	Zip Zone #2	5	CM	17.207	\$ 2.499	\$ 43.00	
3/9/2018	Zip Zone #7	7	RS	13.607	\$ 2.499	\$ 34.00	
3/11/2018	Zip Zone #4	3	RS	14.804	\$ 2.499	\$ 37.00	
3/12/2018	Zip Zone #7	70	RJ	17.937	\$ 2.499	\$ 44.82	
3/12/2018	Zip Zone #7	6	RJ	20.452	\$ 2.499	\$ 51.11	
3/13/2018	Zip Zone #7	4	JS	12.406	\$ 2.499	\$ 31.00	
3/13/2018	Zip Zone #2	1	JM	28.011	\$ 2.499	\$ 70.00	
3/13/2018	Zip Zone #3	2	JS	21.2	\$ 2.499	\$ 53.00	
3/13/2018	Zip Zone #1	3	RS	14.407	\$ 2.499	\$ 36.00	
3/14/2018	Zip Zone #7	2	JS	15.606	\$ 2.499	\$ 39.00	
3/14/2018	Zip Zone #7	5	JM	17.607	\$ 2.499	\$ 44.00	161341
3/14/2018	Zip Zone #7	70	RJ	24.51	\$ 2.499	\$ 61.38	personal
3/15/2018	Zip Zone #7	2	JS	24.359	\$ 2.990	\$ 73.05	9204.7
3/15/2018	Zip Zone #7	4	JS	10.933	\$ 2.499	\$ 27.32	138302
3/15/2018	Zip Zone #7	3	RS	15.607	\$ 2.499	\$ 34.00	personal

3/16/2018	Zip Zone #7	5	JM	13.004	\$ 2.499	\$ 32.40	161517
3/16/2018	Zip Zone #2	4	JS	9.768	\$ 2.499	\$ 24.41	138405
3/16/2018	Zip Zone #4	1	JM	31.2	\$ 2.499	\$ 78.01	184640
3/17/2018	Zip Zone #4	3	RS	15.605	\$ 2.499	\$ 39.00	personal
3/20/2018	Zip Zone #7	4	JS	5.731	\$ 2.499	\$ 14.32	138477
3/20/2018	Zip Zone #7	2	TH	12.637	\$ 2.990	\$ 37.90	9277.9
3/20/2018	Zip Zone #2	3	RS	14.08	\$ 2.499	\$ 37.00	personal
3/20/2018	Zip Zone #7	70	RJ	22.34	\$ 2.499	\$ 55.85	97132.4
3/20/2018	Zip Zone #4	1	JM	14.04	\$ 2.499	\$ 36.00	184820
3/21/2018	Zip Zone #7	5	JM	11.403	\$ 2.499	\$ 28.50	161673
3/21/2018	Zip Zone #4	4	JS	11.066	\$ 2.499	\$ 27.65	138705
3/21/2018	Zip Zone #2	3	RS	13.604	\$ 2.499	\$ 34.00	168036
3/22/2018	Zip Zone #7	2	JS	15.671	\$ 2.990	\$ 47.00	9374.4
3/23/2018	Zip Zone #4	5	JM	16.606	\$ 2.499	\$ 41.50	185149
3/23/2018	Zip Zone #7	2	JS	9.851	\$ 2.999	\$ 29.54	9427
3/23/2018	Zip Zone #7	4	JS	12.006	\$ 2.499	\$ 30.00	138737
3/23/2018	Zip Zone #7	70	RJ	28.424	\$ 2.499	\$ 71.03	97559
3/23/2018	Zip Zone #2	1	JM	32.6	\$ 2.499	\$ 81.50	185200
3/23/2018	Zip Zone #7	3	RS	12.703	\$ 2.499	\$ 31.89	168189
3/23/2018	Zip Zone #7	6	RJ	18.012	\$ 2.499	\$ 45.01	167702
3/24/2018	Zip Zone #7	3	JH	20.179	\$ 2.499	\$ 50.43	personal
3/24/2018	Zip Zone #7	4	JS	7.297	\$ 2.499	\$ 18.24	138721
3/24/2018	Zip Zone #7	2	JS	13.968	\$ 2.990	\$ 41.89	9530.1
3/25/2018	Zip Zone #7	3	JH	20.373	\$ 2.499	\$ 50.91	personal
3/25/2018	Zip Zone #1	5	RS	19.224	\$ 2.499	\$ 48.04	112473
3/26/2018	Zip Zone #7	4	JS	10.622	\$ 2.499	\$ 26.54	138866
3/26/2018	Zip Zone #1	5	RS	15.06	\$ 2.499	\$ 39.00	162144
3/26/2018	Zip Zone #7	70	RJ	18.82	\$ 2.499	\$ 50.04	97849
3/26/2018	Zip Zone #7	2	JS	17.31	\$ 2.999	\$ 51.93	9594
3/27/2018	Zip Zone #7	4	JS	12.155	\$ 2.650	\$ 32.32	139032
3/27/2018	Zip Zone #4	1	JM	28.2	\$ 2.650	\$ 75.01	184550
3/27/2018	Zip Zone #7	JS	4	12.155	\$ 2.659	\$ 32.32	139067
3/27/2018	Zip Zone #7	JS	4	5.716	\$ 2.699	\$ 15.28	139098

3/28/2018	Zip Zone #2	RS	5	16.9	\$ 2.659	\$ 45.00	162409
3/28/2018	Zip Zone #2	RJ	70	11.722	\$ 2.659	\$ 40.55	98025
3/29/2018	Zip Zone #7	RS	5	11.283	\$ 2.659	\$ 30.00	162587
3/30/2018	Zip Zone #7	JS	4	13.297	\$ 2.659	\$ 35.36	139330
3/30/2018	Zip Zone #7	JS	2	24.312	\$ 2.999	\$ 73.00	9806.7
3/30/2018	Zip Zone #1	RJ	70	24.984	\$ 3.459	\$ 86.42	98410
3/30/2018	Zip Zone #4	JM	1	25.949	\$ 2.659	\$ 69.00	184716

Martin County Water Fuel Log

Date	Vendor	Unit	By	Gallons		Inv. Amt	Mileage
				Purchased	Cost/Gl		
4/1/2018	Zip Zone #4	4	JS	7.523	\$ 2.659	\$ 20.00	139470
4/1/2018	Zip Zone #1	4	TH	9.62	\$ 2.599	\$ 25.00	139510
4/2/2018	Zip Zone #7	2	JS	26.305	\$ 2.990	\$ 78.89	10038.4
4/3/2018	Zip Zone #1	4	TH	10.527	\$ 2.599	\$ 27.36	139580
4/3/2018	Zip Zone #2	1	JM	28.283	\$ 2.599	\$ 73.51	184960
4/3/2018	Zip Zone #7	60	TH	20.007	\$ 2.599	\$ 52.00	129699
4/4/2018	Zip Zone #7	70	RJ	23.41	\$ 2.599	\$ 60.99	99534
4/5/2018	Zip Zone #7	1	JS	7.913	\$ 2.990	\$ 23.73	10076.3
4/5/2018	Zip Zone #7	70	RJ	24.561	\$ 2.499	\$ 61.38	99642
4/5/2018	Zip Zone #2	5	RS	16.05	\$ 2.590	\$ 43.00	162839
4/5/2018	Zip Zone #1	60	TH	15.931	\$ 2.699	\$ 43.00	129914
4/5/2018	Zip Zone #7	4	JS	10.376	\$ 2.699	\$ 28.00	139743
4/6/2018	Zip Zone #7	1	JS	7.771	\$ 2.990	\$ 23.31	10127.1
4/6/2018	Zip Zone #7	70	RJ	15.173	\$ 2.699	\$ 40.95	99750
4/6/2018	Zip Zone #2	1	JM	23.898	\$ 2.699	\$ 64.50	182127
4/6/2018	Zip Zone #3	5	RS	14.821	\$ 2.699	\$ 40.00	163089
4/9/2018	Zip Zone #7	60	TH	16.543	\$ 2.599	\$ 43.00	130131
4/8/2018	Zip Zone #7	44	JS	11.114	\$ 2.699	\$ 30.00	154525
4/9/2018	Zip Zone #1	4	JS	11.194	\$ 2.859	\$ 32.00	140915
4/9/2018	Zip Zone #7	70	RJ	19.897	\$ 2.599	\$ 51.71	10008
4/9/2018	Zip Zone #7	5	RS	16.514	\$ 2.599	\$ 43.00	163362
4/10/2018	Zip Zone #1	60	TH	12.56	\$ 2.599	\$ 32.64	130290
4/11/2018	Zip Zone #1	3	RS	16.933	\$ 2.599	\$ 44.01	163631
4/11/2018	Zip Zone #7	2	JS	18.13	\$ 2.999	\$ 54.37	10231.4
4/11/2018	Zip Zone #7	44	JS	11.548	\$ 2.599	\$ 30.01	154625
4/11/2018	Zip Zone #4	1	JM	30	\$ 2.599	\$ 78.00	182612
4/12/2018	Zip Zone #7	70	RJ	17.487	\$ 2.599	\$ 45.45	100334
4/12/2018	Zip Zone #7	3	JH	20.497	\$ 2.750	\$ 56.55	

4/12/2018	Zip Zone #4	5	RS	15.947	\$ 2.759	\$ 44.00	164098
4/13/2018	Zip Zone #7	5	RS	12.684	\$ 2.759	\$ 35.00	164119
4/13/2018	Zip Zone #7	60	TH	16.761	\$ 2.750	\$ 46.24	130497
4/16/2018	Zip Zone #4	1	JM	33.709	\$ 2.759	\$ 93.00	183129
4/16/2018	Zip Zone #7	2	JS	20.473	\$ 2.990	\$ 61.40	10357.7
4/16/2018	Zip Zone #7	6	RJ	17.659	\$ 2.750	\$ 48.72	167876
4/16/2018	Zip Zone #2	5	RS	148.59	\$ 2.790	\$ 41.00	164370
4/16/2018	Zip Zone #7	70	RJ	26.278	\$ 2.750	\$ 12.50	100729
4/16/2018	Zip Zone #7	44	JS	10.873	\$ 2.750	\$ 30.00	154750
4/16/2018	Zip Zone #7	6	RJ	17.659	\$ 2.750	\$ 48.72	167876
4/17/2018	Zip Zone #7	4	JS	11.124	\$ 2.750	\$ 30.69	139850
4/17/2018	Zip Zone #7	70	RJ	14.464	\$ 2.759	\$ 39.91	100976
4/18/2018	Zip Zone #1	3	TH	11.456	\$ 2.759	\$ 31.61	139993
4/18/2018	Zip Zone #7	70	RJ	22.718	\$ 2.750	\$ 62.68	101243
4/18/2018	Zip Zone #7	5	RS	15.223	\$ 2.750	\$ 42.00	164604
4/19/2018	Zip Zone #7	60	TH	20.458	\$ 2.759	\$ 56.44	130789
4/19/2018	Zip Zone #7	2	JS	21.635	\$ 2.990	\$ 64.88	10575
4/19/2018	Zip Zone #7	2	JS	6.283	\$ 2.990	\$ 18.84	10601
4/19/2018	Zip Zone #7	2	JS	18.259	\$ 2.990	\$ 54.76	10634
4/19/2018	Zip Zone #2	1	JM	17.055	\$ 2.750	\$ 47.00	183373
4/20/2018	Zip Zone #7	70	RJ	21.091	\$ 2.759	\$ 58.19	101542
4/20/2018	Zip Zone #7	60	TH	9.422	\$ 2.759	\$ 26.00	130915
4/20/2018	Zip Zone #7	4	JS	9.064	\$ 2.759	\$ 25.01	140214
4/20/2018	Zip Zone #7	4	JS	12.69	\$ 2.759	\$ 35.01	140051
4/20/2018	Zip Zone #1	5	RS	17.037	\$ 2.759	\$ 47.01	164860
4/23/2018	Zip Zone #7	5	RS	14.139	\$ 2.759	\$ 39.01	165064
4/23/2018	Zip Zone #3	2	JS	19.187	\$ 2.999	\$ 57.54	10628.6
4/24/2018	Zip Zone #2	60	TH	17.397	\$ 2.759	\$ 48.00	131177
4/24/2018	Zip Zone #7	4	JS	10.153	\$ 2.750	\$ 28.01	140230
4/25/2018	Zip Zone #7	70	RJ	28.471	\$ 2.750	\$ 78.55	101715
4/25/2018	Zip Zone #7	1	JM	32.985	\$ 2.750	\$ 91.01	183892
4/25/2018	Zip Zone #7	5	RS	16.311	\$ 2.750	\$ 45.00	165308
4/26/2018	Zip Zone #7	44	JS	10.494	\$ 2.859	\$ 30.00	154973

4/26/2018	Zip Zone #7	4	TH	11.449	\$ 2.859	\$ 32.73	140359
4/26/2018	Zip Zone #7	2	JS	11.472	\$ 2.990	\$ 34.40	10735.9
4/27/2018	Zip Zone #7	60	TH	9.444	\$ 2.859	\$ 27.00	131300
4/27/2018	Zip Zone #7	70	RJ	15.934	\$ 2.850	\$ 45.56	168030
4/27/2018	Zip Zone #7	5	RS	16.09	\$ 2.859	\$ 46.00	165577
4/30/2018	Zip Zone #2	70	RJ	32.23	\$ 2.855	\$ 86.23	102211
4/30/2018	Zip Zone #4	4	JS	8.744	\$ 2.859	\$ 25.00	140540

Martin County Water Fuel Log

Date	Vendor	Unit	By	Gallons		Inv. Amt	Mileage
				Purchased	Cost/Gl		
5/1/2018	Zip Zone #3	4	JS	10.801	\$ 2.859	\$ 31.14	140599
5/1/2018	Zip Zone #7	2	TH	11.025	\$ 2.990	\$ 33.06	air compress
5/1/2018	Zip Zone #4	1	JM	30.083	\$ 2.859	\$ 86.01	184365
5/1/2018	Zip Zone #4	60	TH	17.014	\$ 2.859	\$ 48.64	131536
5/1/2018	Zip Zone #7	5	RS	17.01	\$ 2.850	\$ 49.01	165859
5/2/2018	Zip Zone #2	70	RJ	23.14	\$ 2.855	\$ 66.06	102579
5/2/2018	Zip Zone #7	2	TH	10.999	\$ 2.990	\$ 32.99	bobcat
5/3/2018	Zip Zone #7	60	TH	16.461	\$ 2.850	\$ 47.06	131751
5/3/2018	Zip Zone #7	4	JS	22.494	\$ 2.859	\$ 64.31	140624
5/3/2018	Zip Zone #2	5	RS	19.478	\$ 2.855	\$ 55.61	166128
5/3/2018	Zip Zone #7	4	JS	12.245	\$ 2.859	\$ 35.01	140635
5/3/2018	Zip Zone #7	2	JS	23.319	\$ 2.990	\$ 69.93	10948
5/4/2018	Zip Zone #7	4	JS	12.178	\$ 2.850	\$ 34.82	140786
5/4/2018	Zip Zone #4	60	TH	13.532	\$ 2.859	\$ 38.64	131920
5/4/2018	Zip Zone #4	1	JM	24.134	\$ 2.859	\$ 69.00	184741
5/4/2018	Zip Zone #2	70	RJ	26.25	\$ 2.859	\$ 75.06	102990
5/5/2018	Zip Zone #7	60	TH	17.138	\$ 2.859	\$ 49.00	132180
5/5/2018	Zip Zone #4	3	RS	15.392	\$ 2.859	\$ 44.01	166347
5/5/2018	Zip Zone #4	2	JS	16.166	\$ 2.859	\$ 46.02	10952
5/5/2018	Zip Zone #7	2	JS	5.591	\$ 2.999	\$ 16.77	10970.2
5/7/2018	Zip Zone #7	4	JS	11.389	\$ 2.850	\$ 32.56	140810
5/7/2018	Zip Zone #4	3	RS	15.04	\$ 2.859	\$ 43.00	166582
5/7/2018	Zip Zone #2	70	RJ	15.515	\$ 2.859	\$ 44.30	103231
5/9/2018	Zip Zone #7	4	JS	9.448	\$ 2.859	\$ 27.01	141008
5/9/2018	Zip Zone #7	3	JH	20.596	\$ 2.990	\$ 61.77	132565
5/10/2018	Zip Zone #7	70	RJ	20.18	\$ 2.859	\$ 57.69	103547
5/10/2018	Zip Zone #7	5	RS	13.64	\$ 2.859	\$ 39.00	167052
5/10/2018	Zip Zone #7	60	TH	15.51	\$ 2.859	\$ 44.34	132399

5/10/2018	Zip Zone #2	1	JM	32.18	\$ 2.859	\$ 92.00	185248
5/11/2018	Zip Zone #2	70	RJ	24.11	\$ 2.859	\$ 35.48	103727
5/11/2018	Zip Zone #7	60	TH	13.899	\$ 2.859	\$ 39.74	132605
5/11/2018	Zip Zone #4	2	JS	11.78	\$ 2.859	\$ 34.25	10812
5/14/2018	Zip Zone #7	3	JH	12.247	\$ 2.859	\$ 35.01	132640
5/14/2018	Zip Zone #7	4	JS	12.253	\$ 2.859	\$ 35.04	141090
5/14/2018	Zip Zone #2	5	RS	13.64	\$ 2.859	\$ 39.00	167273
5/15/2018	Zip Zone #7	2	JS	26.884	\$ 3.199	\$ 86.00	1139.5
5/17/2018	Zip Zone #7	4	JS	12.941	\$ 2.850	\$ 37.00	141249
5/16/2018	Zip Zone #7	5	RS	15.3	\$ 2.859	\$ 44.00	167493
5/17/2018	Zip Zone #2	5	RS	14.67	\$ 2.990	\$ 44.00	167719
5/17/2018	Zip Zone #7	4	JS	9.168	\$ 2.790	\$ 25.66	141337
5/17/2018	Zip Zone #7	2	JS	24.518	\$ 3.199	\$ 78.43	11494.9
5/19/2018	Zip Zone #2	1	JM	26.345	\$ 2.999	\$ 79.01	185662
5/21/2018	Zip Zone #3	5	RS	15.34	\$ 2.990	\$ 46.00	167971
5/21/2018	Zip Zone #7	2	JS	13.06	\$ 2.990	\$ 41.57	11523
5/21/2018	Zip Zone #4	4	JS	11.338	\$ 2.990	\$ 34.00	141477
5/21/2018	Zip Zone #7	2	JS	9.505	\$ 2.190	\$ 30.41	11568.8
5/21/2018	Zip Zone #7	70	RJ	19.515	\$ 2.990	\$ 58.68	168237
5/22/2018	Zip Zone #7	5	RS	14	\$ 2.990	\$ 42.00	168183
5/24/2018	Zip Zone #2	1	JM	34.06	\$ 2.999	\$ 104.00	186170
5/24/2018	Zip Zone #7	60	TH	6.069	\$ 2.990	\$ 20.00	132686
5/24/2018	Zip Zone #7	2	JS	22.089	\$ 3.190	\$ 70.66	11665.8
5/24/2018	Zip Zone #2	5	RS	16.34	\$ 2.999	\$ 44.00	168450
5/25/2018	Zip Zone #7	4	JS	13.173	\$ 2.999	\$ 39.51	141600
5/28/2018	Zip Zone #7	2	JH	13.685	\$ 2.990	\$ 41.04	11778.4
5/28/2018	Zip Zone #7	2	JS	18.231	\$ 2.990	\$ 54.67	11742.5
5/29/2018	Zip Zone #7	2	JH	16.89	\$ 2.990	\$ 50.65	11823.4
5/29/2018	Zip Zone #7	5	RS	16.005	\$ 2.990	\$ 48.00	168715
5/30/2018	Zip Zone #4	4	JS	11.004	\$ 2.999	\$ 33.00	141738
5/31/2018	Zip Zone #4	2	JH	35.156	\$ 3.190	\$ 112.46	11886.3
5/31/2018	Zip Zone #2	4	JS	13.338	\$ 2.990	\$ 40.00	141901
5/31/2018	Zip Zone #4	4	RS	15.672	\$ 2.990	\$ 47.00	168985

Martin County Water Fuel Log							
				Gallons			
Date	Vendor	Unit	By	Purchased	Cost/Gl	Inv. Amt	Mileage
6/1/2018	Zip Zone #7	2	JS	7.726	\$ 3.190	\$ 24.72	11955.3
6/1/2018	Zip Zone #4	1	JM	30.34	\$ 2.990	\$ 91.00	186643
6/3/2018	Zip Zone #1	5	RS	17.34	\$ 2.990	\$ 52.00	169274
6/5/2018	Zip Zone #7	4	JS	12.7	\$ 2.890	\$ 36.82	142036
6/5/2018	Zip Zone #2	5	RS	16.24	\$ 2.890	\$ 47.00	169538
6/5/2018	Zip Zone #7	5	RS	21.387	\$ 21.387	\$ 62.00	169750
6/5/2018	Zip Zone #7	2	JS	14.1	\$ 3.199	\$ 45.11	12049
6/6/2018	Zip Zone #4	1	JM	27.05	\$ 2.890	\$ 80.00	187041
6/7/2018	Zip Zone #7	4	JS	11.074	\$ 2.890	\$ 32.10	142135
6/7/2018	Zip Zone #7	70	RJ	17.439	\$ 2.890	\$ 50.56	168415
6/7/2018	Zip Zone #2	5	RS	16.557	\$ 2.899	\$ 48.00	169808
6/8/2018	Zip Zone #7	2	JS	16.76	\$ 3.190	\$ 53.62	12151
6/8/2018	Zip Zone #7	5	RS	13.797	\$ 2.899	\$ 40.00	170031
6/11/2018	Zip Zone #7	5	RS	14.49	\$ 2.899	\$ 42.01	280264
6/12/2018	Zip Zone #4	1	JM	28.6	\$ 2.890	\$ 83.00	187467
6/12/2018	Zip Zone #7	5	RS	13.798	\$ 2.899	\$ 40.00	170502