

Laurel County Water District No. 2

THIRTY NINE TEN SOUTH LAUREL RD.

London, Kentucky 40744

PHONE 606/878-2494



October 2, 2015

RECEIVED

OCT 13 2015

PUBLIC SERVICE
COMMISSION

Mr. Jeff Derouen, Executive Director
Public Service Commission
PO Box 615
Frankfort, KY 40602

Case No. 2015-00341

Dear Mr. Derouen:

Please find enclosed the original and five copies of a completed Alternative Rate Filing application and all of the required attachments. The Notice of Proposed Rate Change was published in the Sentinel Echo and the Times Tribune today and it is scheduled to be published again on October 9 and October 16, 2015.

I have also enclosed a revised copy of the Water Statistics (Ref. Page: 30) for the 2014 Annual Financial Report which was submitted to the Public Service Commission. As shown on the field service report from The C.I. Thornburg Co., Inc., a copy of which is enclosed, the distribution meter was reading 100GPM high. Therefore, the water loss for 2014 was actually only 15.7% rather than the 20.875% which was originally reported.

If you have any questions or need any additional information, please let me know.

Sincerely,

Wanda Smith

Wanda Smith
Office Manager/Accountant

Enclosures

SUBMIT ORIGINAL AND FIVE ADDITIONAL COPIES, UNLESS FILING ELECTRONICALLY

**APPLICATION FOR RATE ADJUSTMENT
BEFORE THE PUBLIC SERVICE COMMISSION**

For Small Utilities Pursuant to 807 KAR 5:076
(Alternative Rate Filing)

Case No. 2015-00341

LAUREL COUNTY WATER DISTRICT #2

(Name of Utility)

RECEIVED

PO BOX 2598

(Business Mailing Address - Number and Street, or P.O. Box)

OCT 13 2015

LONDON, KY 40743

(Business Mailing Address - City, State, and Zip)

PUBLIC SERVICE
COMMISSION

(606)878-2494

(Telephone Number)

BASIC INFORMATION

NAME, TITLE, ADDRESS, TELEPHONE NUMBER and E-MAIL ADDRESS of the person to whom correspondence or communications concerning this application should be directed:

WANDA SMITH

(Name)

PO BOX 2598

(Address - Number and Street or P.O. Box)

LONDON, KY 40743

(Address - City, State, Zip)

(606)878-2494

(Telephone Number)

wandas@laurelwater.com

(Email Address)

(For each statement below, the Applicant should check either "YES", "NO", or "NOT APPLICABLE" (N/A))

- | | YES | NO | N/A |
|---|-------------------------------------|-------------------------------------|-----|
| 1. a. In its immediate past calendar year of operation, Applicant had \$5,000,000 or less in gross annual revenue. | <input checked="" type="checkbox"/> | <input type="checkbox"/> | |
| b. Applicant operates two or more divisions that provide different types of utility service. In its immediate past calendar year of operation, Applicant had \$5,000,000 or less in gross annual revenue from the division for which a rate adjustment is sought. | <input type="checkbox"/> | <input checked="" type="checkbox"/> | |
| 2. a. Applicant has filed an annual report with the Public Service Commission for the past year. | <input checked="" type="checkbox"/> | <input type="checkbox"/> | |
| b. Applicant has filed an annual report with the Public Service Commission for the two previous years. | <input checked="" type="checkbox"/> | <input type="checkbox"/> | |
| 3. Applicant's records are kept separate from other commonly-owned enterprises. | <input checked="" type="checkbox"/> | <input type="checkbox"/> | N/A |

YES NO N/A

4. a. Applicant is a corporation that is organized under the laws of the state of _____, is authorized to operate in, and is in good standing in the state of Kentucky.
- b. Applicant is a limited liability company that is organized under the laws of the state of _____, is authorized to operate in, and is in good standing in the state of Kentucky.
- c. Applicant is a limited partnership that is organized under the laws of the state of _____, is authorized to operate in, and is in good standing in the state of Kentucky.
- d. Applicant is a sole proprietorship or partnership.
- e. Applicant is a water district organized pursuant to KRS Chapter 74.
- f. Applicant is a water association organized pursuant to KRS Chapter 273.
5. a. A paper copy of this application has been mailed to Office of Rate Intervention, Office of Attorney General, 1024 Capital Center Drive, Suite 200, Frankfort, Kentucky 40601-8204.
- b. An electronic copy of this application has been electronically mailed to Office of Rate Intervention, Office of Attorney General at rateintervention@ag.ky.gov.
6. a. Applicant has 20 or fewer customers and has mailed written notice of the proposed rate adjustment to each of its customers no later than the date this application was filed with the Public Service Commission. A copy of this notice is attached to this application. **(Attach a copy of customer notice.)**
- b. Applicant has more than 20 customers and has included written notice of the proposed rate adjustment with customer bills that were mailed by the date on which the application was filed. A copy of this notice is attached to this application. **(Attach a copy of customer notice.)**
- c. Applicant has more than 20 customers and has made arrangements to publish notice once a week for three (3) consecutive weeks in a prominent manner in a newspaper of general circulation in its service area, the first publication having been made by the date on which this Application was filed. A copy of this notice is attached to this application. **(Attach a copy of customer notice.)**
7. Applicant requires a rate adjustment for the reasons set forth in the attachment entitled "Reasons for Application." **(Attach completed "Reasons for Application" Attachment.)**

YES NO N/A

8. Applicant proposes to charge the rates that are set forth in the attachment entitled "Current and Proposed Rates." (Attach completed "Current and Proposed Rates" Attachment.)
9. Applicant proposes to use its annual report for the immediate past year as the test period to determine the reasonableness of its proposed rates. This annual report is for the 12 months ending December 31, ~~2014~~.
10. Applicant has reason to believe that some of the revenue and expense items set forth in its most recent annual report have or will change and proposes to adjust the test period amount of these items to reflect these changes. A statement of the test period amount, expected changes, and reasons for each expected change is set forth in the attachment "Statement of Adjusted Operations." (Attach a completed copy of appropriate "Statement of Adjusted Operations" Attachment and any invoices, letters, contracts, receipts or other documents that support the expected change in costs.)
11. Based upon test period operations, and considering any known and measurable adjustments, Applicant requires additional revenues of \$ ~~486,222.00~~ and total revenues from service rates of \$ ~~2,605,266~~. The manner in which these amounts were calculated is set forth in "Revenue Requirement Calculation" Attachment. (Attach a completed "Revenue Requirement Calculation" Attachment.)
12. As of the date of the filing of this application, Applicant had ~~5,962~~ customers.
13. A billing analysis of Applicant's current and proposed rates is attached to this application. (Attach a completed "Billing Analysis" Attachment.)
14. Applicant's depreciation schedule of utility plant in service is attached. (Attach a schedule that shows per account group: the asset's original cost, accumulated depreciation balance as of the end of the test period, the useful lives assigned to each asset and resulting depreciation expense.)
15. a. Applicant has outstanding evidences of indebtedness, such as mortgage agreements, promissory notes, or bonds.
- b. Applicant has attached to this application a copy of each outstanding evidence of indebtedness (e.g., mortgage agreement, promissory note, bond resolution).
- c. Applicant has attached an amortization schedule for each outstanding evidence of indebtedness.

- | | YES | NO | N/A |
|--|-------------------------------------|-------------------------------------|-------------------------------------|
| 16. a. Applicant is not required to file state and federal tax returns. | <input checked="" type="checkbox"/> | <input type="checkbox"/> | |
| b. Applicant is required to file state and federal tax returns. | <input type="checkbox"/> | <input checked="" type="checkbox"/> | |
| c. Applicant's most recent state and federal tax returns are attached to this Application. (Attach a copy of returns.) | <input type="checkbox"/> | <input type="checkbox"/> | <input checked="" type="checkbox"/> |
| 17. Approximately \$2,700,000 (Insert dollar amount or percentage of total utility plant) of Applicant's total utility plant was recovered through the sale of real estate lots or other contributions. | <input checked="" type="checkbox"/> | <input type="checkbox"/> | |
| 18. Applicant has attached a completed Statement of Disclosure of Related Party Transactions for each person who 807 KAR 5:076, §4(h) requires to complete such form. | <input checked="" type="checkbox"/> | <input type="checkbox"/> | |

By submitting this application, the Applicant consents to the procedures set forth in 807 KAR 5:076 and waives any right to place its proposed rates into effect earlier than six months from the date on which the application is accepted by the Public Service Commission for filing.

I am authorized by the Applicant to sign and file this application on the Applicant's behalf, have read and completed this application, and to the best of my knowledge all the information contained in this application and its attachments is true and correct.

Signed *Roy W. Jenkins*
Officer of the Company/Authorized Representative


Title *Chairman*

Date *10-6-2015*

COMMONWEALTH OF KENTUCKY
 COUNTY OF LAUREL

Before me appeared *Roy W. Jenkins* who after being duly sworn, stated that he/she had read and completed this application, that he/she is authorized to sign and file this application on behalf of the Applicant, and that to the best of his/her knowledge all the information contained in this application and its attachments is true and correct.

Andrew Cuff
 Notary Public
 My commission expires: *8-26-2018*



LIST OF ATTACHMENTS
(Indicate all documents submitted by checking box)

- Customer Notice of Proposed Rate Adjustment
- "Reasons for Application" Attachment
- Current and Proposed Rates" Attachment
- "Statement of Adjusted Operations" Attachment
- "Revenue Requirements Calculation" Attachment
- Attachment Billing Analysis" Attachment
- Depreciation Schedules
- Outstanding Debt Instruments (i.e., Bond Resolutions, Mortgages, Promissory Notes, Amortization Schedules.)
- AState Tax Return
- AFederal Tax Return
- Statement of Disclosure of Related Party Transactions - ARF Form 3

NOTICE OF PROPOSED RATE CHANGE

The rates contained in this notice are the rates proposed by Laurel County Water District #2 which will be filed with the Public Service Commission on or about October 2, 2015. However, the Public Service Commission may order rates to be charged that differ from these proposed rates. Such action may result in rates for consumers other than the rates in this notice.

A person may submit a timely written request for intervention to the Public Service Commission, 211 Sower Boulevard, P.O. Box 615, Frankfort, Kentucky 40602, establishing the grounds for the request including the status and interest of the party. If the Commission does not receive a written request for intervention within thirty (30) days of initial publication of this notice, the Commission may take final action on the application

Copies of the application may be obtained at no charge from Laurel County Water District #2 at 3910 South Laurel Road, P.O. Box 2598, London, Kentucky 40743. The application and all documents filed with the Public Service Commission may be viewed and downloaded at the Public Service Commission's website at <http://psc.ky.gov/> or reviewed at the offices of the Public Service Commission at 211 Sower Boulevard, Frankfort, KY, Monday through Friday, 8:00 a.m. to 4:30 p.m.

Comments regarding the application may be submitted to the Public Service Commission through the Commission's website or by mail to Public Service Commission, P.O. Box 615, Frankfort, KY 40602.

The current and proposed rates are as follows:

	<u>CURRENT RATE</u>	<u>INCREASE</u> <u>(15% increase)</u>	<u>PROPOSED RATE</u>
<u>5/8" Meter</u>			
First 1,000 Gallons	\$ 9.95 Minimum Bill	\$ 1.49	\$11.44 Minimum Bill
Next 99,000 Gallons	4.18 per 1,000 Gallons	.63	4.81 per 1,000 Gallons
Over 100,000 Gallons	3.62 per 1,000 Gallons	.54	4.16 per 1,000 Gallons
<u>1" Meter</u>			
First 5,000 Gallons	\$26.67 Minimum Bill	\$ 4.00	\$30.67 Minimum Bill
Next 95,000 Gallons	4.18 per 1,000 Gallons	.63	4.81 per 1,000 Gallons
Over 100,000 Gallons	3.62 per 1,000 Gallons	.54	4.16 per 1,000 Gallons
<u>1 1/2" Meter</u>			
First 10,000 Gallons	\$47.57 Minimum Bill	\$ 7.14	\$54.71 Minimum Bill
Next 90,000 Gallons	4.18 per 1,000 Gallons	.63	4.81 per 1,000 Gallons
Over 100,000 Gallons	3.62 per 1,000 Gallons	.54	4.16 per 1,000 Gallons
<u>2" Meter</u>			
First 20,000 Gallons	\$89.37 Minimum Bill	\$13.41	\$102.78 Minimum Bill
Next 80,000 Gallons	4.18 per 1,000 Gallons	.63	4.81 per 1,000 Gallons
Over 100,000 Gallons	3.62 per 1,000 Gallons	.54	4.16 per 1,000 Gallons
<u>3" Meter</u>			
First 30,000 Gallons	\$131.17 Minimum Bill	\$19.68	\$150.85 Minimum Bill
Next 70,000 Gallons	4.18 per 1,000 Gallons	.63	4.81 per 1,000 Gallons
Over 100,000 Gallons	3.62 per 1,000 Gallons	.54	4.16 per 1,000 Gallons
<u>4" Meter</u>			
First 50,000 Gallons	\$214.77 Minimum Bill	\$32.22	\$246.99 Minimum Bill
Next 50,000 Gallons	4.18 per 1,000 Gallons	.63	4.81 per 1,000 Gallons
Over 100,000 Gallons	3.62 per 1,000 Gallons	.54	4.16 per 1,000 Gallons

Effect upon the average bill:

<u>CUSTOMER CLASS</u>	<u>AVERAGE MONTHLY BILL</u>	<u>CURRENT RATE</u>	<u>INCREASE (15% increase)</u>	<u>PROPOSED RATE</u>
5/8" x 3/4" Meter	4,600 Gallons	\$ 25.00	\$ 3.75	\$ 28.75
1" Meter	23,300 Gallons	103.16	15.53	118.69
1 1/2" Meter	24,000 Gallons	106.09	15.96	122.05
2" Meter	139,300 Gallons	566.04	85.03	651.07
3" Meter	74,500 Gallons	317.18	47.72	364.90
4" Meter	2,556,400 Gallons	9,315.94	1,390.17	10,706.11

REASONS FOR APPLICATION

(In the space below list all reasons why the Applicant requires a rate adjustment. Describe any event or occurrence of significance that may affect the Applicant's present or future financial condition, including but not limited to excessive water line losses, regulatory changes, major repairs, planned construction, and increases in wholesale water costs.)

Laurel County Water District #2 is submitting an application for an increase in rates due to the fact that the current rates do not produce enough funds to pay current bills, debt service requirements and provide funds for asset maintenance and replacement or future expansion. The most urgent project will be to replace approximately 5,400 feet of 14" main with approximately 3,500 feet of 4" main and approximately 1,900 feet of 6" main to provide adequate chlorine residual. This project will reduce water usage required for flushing this main. Also the roof needs to be replaced on the office building because it is leaking.

CURRENT AND PROPOSED RATES
(List Applicant's Current and Proposed Rates)

		CURRENT RATE	PROPOSED RATE
5/8 Inch Meter			
First	1,000 Gallons	\$9.95 Minimum Bill	\$11.44 Minimum Bill
Next	99,000 Gallons	4.18 Per 1,000 Gallons	4.81 Per 1,000 Gallons
Over	100,000 Gallons	3.62 Per 1,000 Gallons	4.16 Per 1,000 Gallons
1 Inch Meter			
First	5,000 Gallons	\$26.67 Minimum Bill	\$30.67 Minimum Bill
Next	95,000 Gallons	4.18 Per 1,000 Gallons	4.81 Per 1,000 Gallons
Over	100,000 Gallons	3.62 Per 1,000 Gallons	4.16 Per 1,000 Gallons
1 1/2 Inch Meter			
First	10,000 Gallons	\$47.57 Minimum Bill	\$54.71 Minimum Bill
Next	90,000 Gallons	4.18 Per 1,000 Gallons	4.81 Per 1,000 Gallons
Over	100,000 Gallons	3.62 Per 1,000 Gallons	4.16 Per 1,000 Gallons
2 Inch Meter			
First	20,000 Gallons	\$ 89.37 Minimum Bill	\$102.78 Minimum Bill
Next	80,000 Gallons	4.18 Per 1,000 Gallons	4.81 Per 1,000 Gallons
Over	100,000 Gallons	3.62 Per 1,000 Gallons	4.16 Per 1,000 Gallons
3 Inch Meter			
First	30,000 Gallons	\$131.17 Minimum Bill	\$150.85 Minimum Bill
Next	70,000 Gallons	4.18 Per 1,000 Gallons	4.81 Per 1,000 Gallons
Over	100,000 Gallons	3.62 Per 1,000 Gallons	4.16 Per 1,000 Gallons
4 Inch Meter			
First	50,000 Gallons	\$214.77 Minimum Bill	\$246.99 Minimum Bill
Next	50,000 Gallons	4.18 Per 1,000 Gallons	4.81 Per 1,000 Gallons
Over	100,000 Gallons	3.62 Per 1,000 Gallons	4.16 Per 1,000 Gallons

SCHEDULE OF ADJUSTED OPERATIONS - WATER UTILITY

TYE 12/31/20

	Test Year	Adjustment	Ref.	Pro Forma
Operating Revenues				
Sales of Water				
Unmetered Water Sales				0.00
Metered Water Sales	2,119,044.00			2,119,044.00
Bulk Loading Stations				0.00
Fire Protection Revenue				0.00
Sales for Resale				0.00
Total Sales of Water	2,119,044.00	0.00		2,119,044.00
Other Water Revenues				
Forfeited Discounts				0.00
Miscellaneous Service Revenues	206,684.00			206,684.00
Rents from Water Property				0.00
Other Water Revenues				0.00
Total Other Water Revenues	206,684.00	0.00		206,684.00
Total Operating Revenues	2,325,728.00	0.00		2,325,728.00
Operating Expenses				
Operation and Maintenance Expenses				
Salaries and Wages - Employees	590,066.00			590,066.00
Salaries and Wages - Officers	18,000.00			18,000.00
Employee Pensions and Benefits	361,427.00	34,028.00	A	395,455.00
Purchased Water	2,361.00			2,361.00
Purchased Power	198,355.00			198,355.00
Fuel for Power Production	0.00			0.00
Chemicals	64,848.00			64,848.00
Materials and Supplies	98,206.00			98,206.00
Contractual Services	26,514.00			26,514.00
Water Testing	21,391.00			21,391.00
Rents	1,218.00			1,218.00
Transportation Expenses	37,919.00			37,919.00
Insurance	25,223.00			25,223.00
Regulatory Commission Expenses				0.00
Bad Debt Expense	20,194.00			20,194.00

Miscellaneous Expenses	47,077.00		47,077.00
Total Operation and Maintenance Expenses	1,512,799.00	34,028.00	1,546,827.00
Depreciation Expense	521,656.00		521,656.00
Amortization Expense	2,018.00		2,018.00
Taxes Other Than Income	52,582.00		52,582.00
Income Tax Expense			0.00
Total Operating Expenses	2,089,055.00	34,028.00	2,123,083.00
Utility Operating Income	236,673.00	34,028.00	202,645.00

References

Increase of \$34,028.00 in Employee Pensions and Benefits is a result of the premium increase for Anthem health insurance.

REVENUE REQUIREMENT CALCULATION - DEBT COVERAGE METHOD
 (This method is used commonly by non-profits that have long-term debts outstanding.)

Pro forma Operating Expenses	\$2,123,083.00
Plus: Average Annual Debt Principal and Interest Payments*	580,759.00
Debt Coverage Requirement**	<u>116,152.00</u>
Total Revenue Requirement	<u>2,819,994.00</u>
Less: Other Operating Revenue	-206,684.00
Non-operating Revenue	-6,000.00
Interest Income	-2,044.00
Revenue Required from Rates	<u>2,605,266.00</u>
Less: Revenue from Sales at Present Rates	<u>-2,119,044.00</u>
Required Revenue Increase	<u>\$486,222.00</u>

Required Revenue Increase stated as a Percentage of Revenue at Present Rates 22.95%

* This should be a 3 year average calculated using the debt principal and interest payments for the three years following the test year.

** This amount is calculated by multiplying the average annual debt principal and interest payments by the debt service requirement of the utility's lending agency.

LAUREL COUNTY WATER DISTRICT #2
 Test Period from 01-01-14 to 12-31-14
 Proposed 15% Rate Increase

USAGE TABLE
 Usage by Rate Increment

CLASS Residential

		BILLS	GALLONS	1st 1,000	Next 99,000	Over 100,000	TOTAL
FIRST	1,000	7,743	3,303,560	3,303,560			3,303,560
NEXT	99,000	59,119	270,328,059	59,119,000	211,209,059		270,328,059
OVER	100,000	21	4,232,900	21,000	2,079,000	2,132,900	4,232,900
TOTAL		66,883	277,864,519	62,443,560	213,288,059	2,132,900	277,864,519

REVENUE TABLE
 Revenue by Rate Increment

		BILLS	GALLONS	RATE	REVENUE
FIRST	1,000	66,883	62,443,560	\$11.44	\$765,141.52
NEXT	99,000		213,288,059	\$4.81	\$1,025,915.56
OVER	100,000		2,132,900	\$4.16	\$8,872.86
TOTAL		66,883	277,864,519		\$1,799,929.95

LAUREL COUNTY WATER DISTRICT #2
 Test Period from 01-01-14 to 12-31-14

USAGE TABLE
 Usage by Rate Increment

CLASS Residential

		BILLS	GALLONS	1st 1,000	Next 99,000	Over 100,000	TOTAL
FIRST	1,000	7,743	3,303,560	3,303,560			3,303,560
NEXT	99,000	59,119	270,328,059	59,119,000	211,209,059		270,328,059
OVER	100,000	21	4,232,900	21,000	2,079,000	2,132,900	4,232,900
TOTAL		66,883	277,864,519	62,443,560	213,288,059	2,132,900	277,864,519

REVENUE TABLE
 Revenue by Rate Increment

		BILLS	GALLONS	RATE	REVENUE
FIRST	1,000	66,883	62,443,560	\$9.95	\$665,485.85
NEXT	99,000		213,288,059	\$4.18	\$891,544.09
OVER	100,000		2,132,900	\$3.62	\$7,721.10
TOTAL		66,883	277,864,519		\$1,564,751.03

LAUREL COUNTY WATER DISTRICT #2
 Test Period from 01-01-14 to 12-31-14
 Proposed 15% Rate Increase

USAGE TABLE
 Usage by Rate Increment

CLASS Commercial

		BILLS	GALLONS	1st 1,000	Next 99,000	Over 100,000	TOTAL
FIRST	1,000	1,085	384,640	384,640			384,640
NEXT	99,000	2,109	13,277,330	2,109,000	11,168,330		13,277,330
OVER	100,000	0	0	0	0	0	0
TOTAL		3,194	13,661,970	2,493,640	11,168,330	0	13,661,970

REVENUE TABLE
 Revenue by Rate Increment

		BILLS	GALLONS	RATE	REVENUE
FIRST	1,000	3,194	2,493,640	\$11.44	\$36,539.36
NEXT	99,000		11,168,330	\$4.81	\$53,719.67
OVER	100,000		0	\$4.16	\$0.00
TOTAL		3,194	13,661,970		\$90,259.03

LAUREL COUNTY WATER DISTRICT #2

Test Period from 01-01-14 to 12-31-14

USAGE TABLE

Usage by Rate Increment

CLASS Commercial

		BILLS	GALLONS	1st 1,000	Next 99,000	Over 100,000	TOTAL
FIRST	1,000	1,085	384,640	384,640			384,640
NEXT	99,000	2,109	13,277,330	2,109,000	11,168,330		13,277,330
OVER	100,000	0	0	0	0	0	0
TOTAL		<u>3,194</u>	<u>13,661,970</u>	<u>2,493,640</u>	<u>11,168,330</u>	<u>0</u>	<u>13,661,970</u>

REVENUE TABLE

Revenue by Rate Increment

		BILLS	GALLONS	RATE	REVENUE
FIRST	1,000	3,194	2,493,640	\$9.95	\$31,780.30
NEXT	99,000		11,168,330	\$4.18	\$46,683.62
OVER	100,000		0	\$3.62	\$0.00
TOTAL		<u>3,194</u>	<u>13,661,970</u>		<u>\$78,463.92</u>

LAUREL COUNTY WATER DISTRICT #2
 Test Period from 01-01-14 to 12-31-14
 Proposed 15% Rate Increase

USAGE TABLE
 Usage by Rate Increment

CLASS 1 " Meter

		BILLS	GALLONS	1st 5,000	Next 95,000	Over 100,000	TOTAL
FIRST	5,000	217	469,220	469,220			469,220
NEXT	95,000	136	3,007,230	680,000	2,327,230		3,007,230
OVER	100,000	29	5,356,870	145,000	2,755,000	2,456,870	5,356,870
TOTAL		382	8,833,320	1,294,220	5,082,230	2,456,870	8,833,320

REVENUE TABLE
 Revenue by Rate Increment

		BILLS	GALLONS	RATE	REVENUE
FIRST	5,000	382	1,294,220	\$30.67	\$11,715.94
NEXT	95,000		5,082,230	\$4.81	\$24,445.53
OVER	100,000		2,456,870	\$4.16	\$10,220.58
TOTAL		382	8,833,320		\$46,382.05

LAUREL COUNTY WATER DISTRICT #2
 Test Period from 01-01-14 to 12-31-14

USAGE TABLE
 Usage by Rate Increment

CLASS 1 " Meter

		BILLS	GALLONS	1st 5,000	Next 95,000	Over 100,000	TOTAL
FIRST	5,000	217	469,220	469,220			469,220
NEXT	95,000	136	3,007,230	680,000	2,327,230		3,007,230
OVER	100,000	29	5,356,870	145,000	2,755,000	2,456,870	5,356,870
TOTAL		382	8,833,320	1,294,220	5,082,230	2,456,870	8,833,320

REVENUE TABLE
 Revenue by Rate Increment

		BILLS	GALLONS	RATE	REVENUE
FIRST	5,000	382	1,294,220	\$26.67	\$10,187.94
NEXT	95,000		5,082,230	\$4.18	\$21,243.72
OVER	100,000		2,456,870	\$3.62	\$8,893.87
TOTAL		382	8,833,320		\$40,325.53

LAUREL COUNTY WATER DISTRICT #2
 Test Period from 01-01-14 to 12-31-14
 Proposed 15% Rate Increase

USAGE TABLE
 Usage by Rate Increment

CLASS 1 1/2 " Meter

		BILLS	GALLONS	1st 10,000	Next 90,000	Over 100,000	TOTAL
FIRST	10,000	54	258,700	258,700			258,700
NEXT	90,000	54	1,845,200	540,000	1,305,200		1,845,200
OVER	100,000	0	0	0	0	0	0
TOTAL		108	2,103,900	798,700	<u>1,305,200</u>	0	2,103,900

REVENUE TABLE
 Revenue by Rate Increment

		BILLS	GALLONS	RATE	REVENUE
FIRST	10,000	108	798,700	\$54.71	\$5,908.68
NEXT	90,000		1,305,200	\$4.81	\$6,278.01
OVER	100,000		0	\$4.16	\$0.00
TOTAL		108	2,103,900		<u>\$12,186.69</u>

LAUREL COUNTY WATER DISTRICT #2
 Test Period from 01-01-14 to 12-31-14

USAGE TABLE
 Usage by Rate Increment

CLASS 1 1/2 " Meter

		BILLS	GALLONS	1st 10,000	Next 90,000	Over 100,000	TOTAL
FIRST	10,000	54	258,700	258,700			258,700
NEXT	90,000	54	1,845,200	540,000	1,305,200		1,845,200
OVER	100,000	0	0	0	0	0	0
TOTAL		108	2,103,900	798,700	1,305,200	0	2,103,900

REVENUE TABLE
 Revenue by Rate Increment

		BILLS	GALLONS	RATE	REVENUE
FIRST	10,000	108	798,700	\$47.57	\$5,137.56
NEXT	90,000		1,305,200	\$4.18	\$5,455.74
OVER	100,000		0	\$3.62	\$0.00
TOTAL		108	2,103,900		\$10,593.30

LAUREL COUNTY WATER DISTRICT #2
 Test Period from 01-01-14 to 12-31-14
 Proposed 15% Rate Increase

USAGE TABLE
 Usage by Rate Increment

CLASS 2" Meter

		BILLS	GALLONS	1st 10,000	Next 90,000	Over 100,000	TOTAL
FIRST	20,000	122	737,200	737,200			737,200
NEXT	80,000	77	3,337,400	1,540,000	1,797,400		3,337,400
OVER	100,000	66	20,164,400	1,320,000	5,280,000	13,564,400	20,164,400
TOTAL		265	24,239,000	3,597,200	7,077,400	13,564,400	24,239,000

REVENUE TABLE
 Revenue by Rate Increment

		BILLS	GALLONS	RATE	REVENUE
FIRST	20,000	265	3,597,200	\$102.78	\$27,236.70
NEXT	80,000		7,077,400	\$4.81	\$34,042.29
OVER	100,000		13,564,400	\$4.16	\$56,427.90
TOTAL		265	24,239,000		\$117,706.90

LAUREL COUNTY WATER DISTRICT #2
 Test Period from 01-01-14 to 12-31-14

USAGE TABLE
 Usage by Rate Increment

CLASS 2" Meter

		BILLS	GALLONS	1st 10,000	Next 90,000	Over 100,000	TOTAL
FIRST	20,000	122	737,200	737,200			737,200
NEXT	80,000	77	3,337,400	1,540,000	1,797,400		3,337,400
OVER	100,000	66	20,164,400	1,320,000	5,280,000	13,564,400	20,164,400
TOTAL		265	24,239,000	3,597,200	7,077,400	13,564,400	24,239,000

REVENUE TABLE
 Revenue by Rate Increment

		BILLS	GALLONS	RATE	REVENUE
FIRST	20,000	265	3,597,200	\$89.37	\$23,683.05
NEXT	80,000		7,077,400	\$4.18	\$29,583.53
OVER	100,000		13,564,400	\$3.62	\$49,103.13
TOTAL		265	24,239,000		\$102,369.71

LAUREL COUNTY WATER DISTRICT #2
 Test Period from 01-01-14 to 12-31-14
 Proposed 15% Rate Increase

USAGE TABLE
 Usage by Rate Increment

CLASS 3" Meter

		BILLS	GALLONS	1st 30,000	Next 70,000	Over 100,000	TOTAL
FIRST	30,000	2	15,700	15,700			15,700
NEXT	70,000	4	289,500	120,000	169,500		289,500
OVER	100,000	6	713,900	180,000	420,000	113,900	713,900
TOTAL		12	1,019,100	315,700	589,500	113,900	1,019,100

REVENUE TABLE
 Revenue by Rate Increment

		BILLS	GALLONS	RATE	REVENUE
FIRST	30,000	12	315,700	\$150.85	\$1,810.20
NEXT	70,000		589,500	\$4.81	\$2,835.50
OVER	100,000		113,900	\$4.16	\$473.82
TOTAL		12	1,019,100		\$5,119.52

LAUREL COUNTY WATER DISTRICT #2

Test Period from 01-01-14 to 12-31-14

USAGE TABLE

Usage by Rate Increment

CLASS 3" Meter

		BILLS	GALLONS	1st 30,000	Next 70,000	Over 100,000	TOTAL
FIRST	30,000	2	15,700	15,700			15,700
NEXT	70,000	4	289,500	120,000	169,500		289,500
OVER	100,000	6	713,900	180,000	420,000	113,900	713,900
TOTAL		12	1,019,100	315,700	589,500	113,900	1,019,100

REVENUE TABLE

Revenue by Rate Increment

		BILLS	GALLONS	RATE	REVENUE
FIRST	30,000	12	315,700	\$131.17	\$1,574.04
NEXT	70,000		589,500	\$4.18	\$2,464.11
OVER	100,000		113,900	\$3.62	\$412.32
TOTAL		12	1,019,100		\$4,450.47

LAUREL COUNTY WATER DISTRICT #2
 Test Period from 01-01-14 to 12-31-14
 Proposed 15% Rate Increase

USAGE TABLE
 Usage by Rate Increment

CLASS 4" Meter

		BILLS	GALLONS	1st 50,000	Next 50,000	Over 100,000	TOTAL
FIRST	50,000	0	0	0			0
NEXT	50,000	0	0	0	0		0
OVER	100,000	0	0	0	0	0	0
TOTAL		0	0	0	0	0	0

REVENUE TABLE
 Revenue by Rate Increment

		BILLS	GALLONS	RATE	REVENUE
FIRST	50,000	0	0	\$246.99	\$0.00
NEXT	50,000		0	\$4.81	\$0.00
OVER	100,000		0	\$4.16	\$0.00
TOTAL		0	0		\$0.00

LAUREL COUNTY WATER DISTRICT #2

Test Period from 01-01-14 to 12-31-14

USAGE TABLE

Usage by Rate Increment

CLASS 4" Meter

		BILLS	GALLONS	1st 50,000	Next 50,000	Over 100,000	TOTAL
FIRST	50,000	0	0	0			0
NEXT	50,000	0	0	0	0		0
OVER	100,000	0	0	0	0	0	0
TOTAL		0	0	0	0	0	0

REVENUE TABLE

Revenue by Rate Increment

		BILLS	GALLONS	RATE	REVENUE
FIRST	50,000	0	0	\$214.77	\$0.00
NEXT	50,000		0	\$4.18	\$0.00
OVER	100,000		0	\$3.62	\$0.00
TOTAL		0	0		\$0.00

LAUREL COUNTY WATER DISTRICT #2
 Test Period from 01-01-14 to 12-31-14
 Proposed 15% Rate Increase

USAGE TABLE
 Usage by Rate Increment

CLASS 1" Campground 1-8

		BILLS	GALLONS	1st 4,000	Next 96,000	Over 100,000	TOTAL
FIRST	4,000	28	87,500	87,500			87,500
NEXT	96,000	68	413,700	272,000	141,700		413,700
OVER	100,000	0	0	0	0	0	0
TOTAL		96	501,200	359,500	141,700	0	501,200

REVENUE TABLE
 Revenue by Rate Increment

		BILLS	GALLONS	RATE	REVENUE
FIRST	4,000	96	359,500	\$45.77	\$4,393.92
NEXT	96,000		141,700	\$4.81	\$681.58
OVER	100,000		0	\$4.16	\$0.00
TOTAL		96	501,200		\$5,075.50

LAUREL COUNTY WATER DISTRICT #2
 Test Period from 01-01-14 to 12-31-14

USAGE TABLE
 Usage by Rate Increment

CLASS 1" Campground 1-8

		BILLS	GALLONS	1st 4,000	Next 96,000	Over 100,000	TOTAL
FIRST	4,000	28	87,500	87,500			87,500
NEXT	96,000	68	413,700	272,000	141,700		413,700
OVER	100,000	0	0	0	0	0	0
TOTAL		96	501,200	359,500	141,700	0	501,200

REVENUE TABLE
 Revenue by Rate Increment

		BILLS	GALLONS	RATE	REVENUE
FIRST	4,000	96	359,500	\$39.80	\$3,820.80
NEXT	96,000		141,700	\$4.18	\$592.31
OVER	100,000		0	\$3.62	\$0.00
TOTAL		96	501,200		\$4,413.11

LAUREL COUNTY WATER DISTRICT #2
 Test Period from 01-01-14 to 12-31-14
 Proposed 15% Rate Increase

USAGE TABLE
 Usage by Rate Increment

CLASS 1" Campground 9

		BILLS	GALLONS	1st 5,000	Next 95,000	Over 100,000	TOTAL
FIRST	5,000	12	34,000	34,000			34,000
NEXT	95,000	0	0	0	0		0
OVER	100,000	0	0	0	0	0	0
TOTAL		12	34,000	34,000	0	0	34,000

REVENUE TABLE
 Revenue by Rate Increment

		BILLS	GALLONS	RATE	REVENUE
FIRST	5,000	12	34,000	\$30.67	\$368.04
NEXT	95,000		0	\$4.81	\$0.00
OVER	100,000		0	\$4.16	\$0.00
TOTAL		12	34,000		\$368.04

LAUREL COUNTY WATER DISTRICT #2
 Test Period from 01-01-14 to 12-31-14
 USAGE TABLE
 Usage by Rate Increment

CLASS 1st Campground 9

		BILLS	GALLONS	1st 5,000	Next 95,000	Over 100,000	TOTAL
FIRST	5,000	12	34,000	34,000			34,000
NEXT	95,000	0	0	0	0		0
OVER	100,000	0	0	0	0	0	0
TOTAL		12	34,000	34,000	0	0	34,000

REVENUE TABLE
 Revenue by Rate Increment

		BILLS	GALLONS	RATE	REVENUE
FIRST	5,000	12	34,000	\$26.67	\$320.04
NEXT	95,000		0	\$4.18	\$0.00
OVER	100,000		0	\$3.62	\$0.00
TOTAL		12	34,000		\$320.04

LAUREL COUNTY WATER DISTRICT #2
 Test Period from 01-01-14 to 12-31-14
 Proposed 15% Rate Increase

USAGE TABLE
 Usage by Rate Increment

CLASS 2" Emma's Apts.

		BILLS	GALLONS	1st 49,000	Next 51,000	Over 100,000	TOTAL
FIRST	49,000	0	0	0			0
NEXT	51,000	2	159,100	98,000	61,100		159,100
OVER	100,000	10	1,646,600	490,000	510,000	646,600	1,646,600
TOTAL		12	1,805,700	588,000	571,100	646,600	1,805,700

REVENUE TABLE
 Revenue by Rate Increment

		BILLS	GALLONS	RATE	REVENUE
FIRST	49,000	12	588,000	\$560.68	\$6,728.16
NEXT	51,000		571,100	\$4.81	\$2,746.99
OVER	100,000		646,600	\$4.16	\$2,689.86
TOTAL		12	1,805,700		\$12,165.01

LAUREL COUNTY WATER DISTRICT #2
 Test Period from 01-01-14 to 12-31-14

USAGE TABLE

Usage by Rate Increment

CLASS 2" Emma's Apts.

		BILLS	GALLONS	1st 49,000	Next 51,000	Over 100,000	TOTAL
FIRST	49,000	0	0	0			0
NEXT	51,000	2	159,100	98,000	61,100		159,100
OVER	100,000	10	1,646,600	490,000	510,000	646,600	1,646,600
TOTAL		12	1,805,700	588,000	571,100	646,600	1,805,700

REVENUE TABLE

Revenue by Rate Increment

		BILLS	GALLONS	RATE	REVENUE
FIRST	49,000	12	588,000	\$487.55	\$5,850.60
NEXT	51,000		571,100	\$4.18	\$2,387.20
OVER	100,000		646,600	\$3.62	\$2,340.69
TOTAL		12	1,805,700		\$10,578.49

LAUREL COUNTY WATER DISTRICT #2
 Test Period from 01-01-14 to 12-31-14
 Proposed 15% Rate Increase

USAGE TABLE
 Usage by Rate Increment

CLASS 4" Brandeis

		BILLS	GALLONS	1st 50,000	Next 50,000	Over 100,000	TOTAL
FIRST	50,000	12	156,000	156,000			156,000
NEXT	50,000	0	0	0	0		0
OVER	100,000	0	0	0	0	0	0
TOTAL		12	156,000	156,000	0	0	156,000

REVENUE TABLE
 Revenue by Rate Increment

		BILLS	GALLONS	RATE	REVENUE
FIRST	50,000	12	156,000	\$246.99	\$2,963.88
NEXT	50,000		0	\$4.81	\$0.00
OVER	100,000		0	\$4.16	\$0.00
TOTAL		12	156,000		\$2,963.88

LAUREL COUNTY WATER DISTRICT #2
 Test Period from 01-01-14 to 12-31-14
 USAGE TABLE
 Usage by Rate Increment

CLASS 4" Brandeis

		BILLS	GALLONS	1st 50,000	Next 50,000	Over 100,000	TOTAL
FIRST	50,000	12	156,000	156,000			156,000
NEXT	50,000	0	0	0	0		0
OVER	100,000	0	0	0	0	0	0
TOTAL		12	156,000	156,000	0	0	156,000

REVENUE TABLE
 Revenue by Rate Increment

		BILLS	GALLONS	RATE	REVENUE
FIRST	50,000	12	156,000	\$214.77	\$2,577.24
NEXT	50,000		0	\$4.18	\$0.00
OVER	100,000		0	\$3.62	\$0.00
TOTAL		12	156,000		\$2,577.24

LAUREL COUNTY WATER DISTRICT #2
 Test Period from 01-01-14 to 12-31-14
 Proposed 15% Rate Increase

USAGE TABLE
 Usage by Rate Increment

CLASS 4" Corbin Manor

		BILLS	GALLONS	200,000	Over 200,000	TOTAL
FIRST	200,000	1	157,800	157,800		157,800
OVER	200,000	11	3,103,800	2,200,000	903,800	3,103,800
TOTAL		12	3,261,600	2,357,800	903,800	3,261,600

REVENUE TABLE
 Revenue by Rate Increment

		BILLS	GALLONS	RATE	REVENUE
FIRST	200,000	12	2,357,800	\$903.64	\$10,843.68
OVER	200,000		903,800	\$4.16	\$3,759.81
TOTAL		12	3,261,600		\$14,603.49

LAUREL COUNTY WATER DISTRICT #2
 Test Period from 01-01-14 to 12-31-14
 USAGE TABLE
 Usage by Rate Increment

CLASS 4" Corbin Manor

		BILLS	GALLONS	200,000	Over 200,000	TOTAL
FIRST	200,000	1	157,800	157,800		157,800
OVER	200,000	11	3,103,800	2,200,000	903,800	3,103,800
TOTAL		12	3,261,600	2,357,800	903,800	3,261,600

REVENUE TABLE
 Revenue by Rate Increment

		BILLS	GALLONS	RATE	REVENUE
FIRST	200,000	12	2,357,800	\$785.77	\$9,429.24
OVER	200,000		903,800	\$3.62	\$3,271.76
TOTAL		12	3,261,600		\$12,701.00

LAUREL COUNTY WATER DISTRICT #2
 Test Period from 01-01-14 to 12-31-14
 Proposed 15% Rate Increase

USAGE TABLE
 Usage by Rate Increment

CLASS 2" Meter Pinegrove #2

		BILLS	GALLONS	1st 26,000	Next 74,000	Over 100,000	TOTAL
FIRST	26,000	0	0	0			0
NEXT	74,000	0	0	0	0		0
OVER	100,000	12	2,031,300	312,000	888,000	831,300	2,031,300
TOTAL		12	2,031,300	312,000	888,000	831,300	2,031,300

REVENUE TABLE
 Revenue by Rate Increment

		BILLS	GALLONS	RATE	REVENUE
FIRST	26,000	12	312,000	\$297.51	\$3,570.12
NEXT	74,000		888,000	\$4.81	\$4,271.28
OVER	100,000		831,300	\$4.16	\$3,458.21
TOTAL		12	2,031,300		\$11,299.61

LAUREL COUNTY WATER DISTRICT #2
 Test Period from 01-01-14 to 12-31-14

USAGE TABLE

Usage by Rate Increment

CLASS 2" Meter Pinegrove #2

		BILLS	GALLONS	1st 26,000	Next 74,000	Over 100,000	TOTAL
FIRST	26,000	0	0	0			0
NEXT	74,000	0	0	0	0		0
OVER	100,000	12	2,031,300	312,000	888,000	831,300	2,031,300
TOTAL		12	2,031,300	312,000	888,000	831,300	2,031,300

REVENUE TABLE

Revenue by Rate Increment

		BILLS	GALLONS	RATE	REVENUE
FIRST	26,000	12	312,000	\$258.70	\$3,104.40
NEXT	74,000		888,000	\$4.18	\$3,711.84
OVER	100,000		831,300	\$3.62	\$3,009.31
TOTAL		12	2,031,300		\$9,825.55

LAUREL COUNTY WATER DISTRICT #2
 Test Period from 01-01-14 to 12-31-14
 Proposed 15% Rate Increase

USAGE TABLE
 Usage by Rate Increment

CLASS 2" Mt. Hill Apts.

		BILLS	GALLONS	1st 22,000	Next 78,000	Over 100,000	TOTAL
FIRST	22,000	0	0	0			0
NEXT	78,000	12	695,500	264,000	431,500		695,500
OVER	100,000	0	0	0	0	0	0
TOTAL		12	695,500	264,000	431,500	0	695,500

REVENUE TABLE
 Revenue by Rate Increment

		BILLS	GALLONS	RATE	REVENUE
FIRST	22,000	12	264,000	\$251.74	\$3,020.88
NEXT	78,000		431,500	\$4.81	\$2,075.52
OVER	100,000		0	\$4.16	\$0.00
TOTAL		12	695,500		\$5,096.40

LAUREL COUNTY WATER DISTRICT #2
 Test Period from 01-01-14 to 12-31-14

USAGE TABLE

Usage by Rate Increment

CLASS 2" Mt. Hill Apts.

		BILLS	GALLONS	1st 22,000	Next 78,000	Over 100,000	TOTAL
FIRST	22,000	0	0	0			0
NEXT	78,000	12	695,500	264,000	431,500		695,500
OVER	100,000	0	0	0	0	0	0
TOTAL		12	695,500	264,000	431,500	0	695,500

REVENUE TABLE

Revenue by Rate Increment

		BILLS	GALLONS	RATE	REVENUE
FIRST	22,000	12	264,000	\$218.90	\$2,626.80
NEXT	78,000		431,500	\$4.18	\$1,803.67
OVER	100,000		0	\$3.62	\$0.00
TOTAL		12	695,500		\$4,430.47

LAUREL COUNTY WATER DISTRICT #2
 Test Period from 01-01-14 to 12-31-14
 Proposed 15% Rate Increase

USAGE TABLE
 Usage by Rate Increment

CLASS 3/4" Industrial

		BILLS	GALLONS	1st 1,000	Next 99,000	Over 100,000	TOTAL
FIRST	1,000	20	10,170	10,170			10,170
NEXT	99,000	52	443,580	52,000	391,580		443,580
OVER	100,000	0	0	0	0	0	0
TOTAL		72	453,750	62,170	391,580	0	453,750

REVENUE TABLE
 Revenue by Rate Increment

		BILLS	GALLONS	RATE	REVENUE
FIRST	1,000	72	62,170	\$11.44	\$823.68
NEXT	99,000		391,580	\$4.81	\$1,883.50
OVER	100,000		0	\$4.16	\$0.00
TOTAL		72	453,750		\$2,707.18

LAUREL COUNTY WATER DISTRICT #2
 Test Period from 01-01-14 to 12-31-14

USAGE TABLE

Usage by Rate Increment

CLASS 3/4" Industrial

		BILLS	GALLONS	1st 1,000	Next 99,000	Over 100,000	TOTAL
FIRST	1,000	20	10,170	10,170			10,170
NEXT	99,000	52	443,580	52,000	391,580		443,580
OVER	100,000	0	0	0	0	0	0
TOTAL		72	453,750	62,170	391,580	0	453,750

REVENUE TABLE

Revenue by Rate Increment

		BILLS	GALLONS	RATE	REVENUE
FIRST	1,000	72	62,170	\$9.95	\$716.40
NEXT	99,000		391,580	\$4.18	\$1,636.80
OVER	100,000		0	\$3.62	\$0.00
TOTAL		72	453,750		\$2,353.20

LAUREL COUNTY WATER DISTRICT #2
 Test Period from 01-01-14 to 12-31-14
 Proposed 15% Rate Increase

USAGE TABLE
 Usage by Rate Increment

CLASS 1" Industrial

		BILLS	GALLONS	1st 5,000	Next 95,000	Over 100,000	TOTAL
FIRST	5,000	0	0	0			0
NEXT	95,000	6	449,100	30,000	419,100		449,100
OVER	100,000	6	762,600	30,000	570,000	162,600	762,600
TOTAL		12	1,211,700	60,000	989,100	162,600	1,211,700

REVENUE TABLE
 Revenue by Rate Increment

		BILLS	GALLONS	RATE	REVENUE
FIRST	5,000	12	60,000	\$30.67	\$368.04
NEXT	95,000		989,100	\$4.81	\$4,757.57
OVER	100,000		162,600	\$4.16	\$676.42
TOTAL		12	1,211,700		\$5,802.03

LAUREL COUNTY WATER DISTRICT #2
 Test Period from 01-01-14 to 12-31-14

USAGE TABLE

Usage by Rate Increment

CLASS 1" Industrial

		BILLS	GALLONS	1st 5,000	Next 95,000	Over 100,000	TOTAL
FIRST	5,000	0	0	0			0
NEXT	95,000	6	449,100	30,000	419,100		449,100
OVER	100,000	6	762,600	30,000	570,000	162,600	762,600
TOTAL		12	1,211,700	60,000	989,100	162,600	1,211,700

REVENUE TABLE

Revenue by Rate Increment

		BILLS	GALLONS	RATE	REVENUE
FIRST	5,000	12	60,000	\$26.67	\$320.04
NEXT	95,000		989,100	\$4.18	\$4,134.44
OVER	100,000		162,600	\$3.62	\$588.61
TOTAL		12	1,211,700		\$5,043.09

LAUREL COUNTY WATER DISTRICT #2
 Test Period from 01-01-14 to 12-31-14
 Proposed 15% Rate Increase

USAGE TABLE
 Usage by Rate Increment

CLASS 2" Industrial

		BILLS	GALLONS	1st 20,000	Next 80,000	Over 100,000	TOTAL
FIRST	20,000	12	34,700	34,700			34,700
NEXT	80,000	0	0	0	0		0
OVER	100,000	0	0	0	0	0	0
TOTAL		12	34,700	34,700	0	0	34,700

REVENUE TABLE
 Revenue by Rate Increment

		BILLS	GALLONS	RATE	REVENUE
FIRST	20,000	12	34,700	\$102.78	\$1,233.36
NEXT	80,000		0	\$4.81	\$0.00
OVER	100,000		0	\$4.16	\$0.00
TOTAL		12	34,700		\$1,233.36

LAUREL COUNTY WATER DISTRICT #2
 Test Period from 01-01-14 to 12-31-14

USAGE TABLE

Usage by Rate Increment

CLASS 2" Industrial

		BILLS	GALLONS	1st 20,000	Next 80,000	Over 100,000	TOTAL
FIRST	20,000	12	34,700	34,700			34,700
NEXT	80,000	0	0	0	0		0
OVER	100,000	0	0	0	0	0	0
TOTAL		12	34,700	34,700	0	0	34,700

REVENUE TABLE

Revenue by Rate Increment

		BILLS	GALLONS	RATE	REVENUE
FIRST	20,000	12	34,700	\$89.37	\$1,072.44
NEXT	80,000		0	\$4.18	\$0.00
OVER	100,000		0	\$3.62	\$0.00
TOTAL		12	34,700		\$1,072.44

LAUREL COUNTY WATER DISTRICT #2
 Test Period from 01-01-14 to 12-31-14
 Proposed 15% Rate Increase

USAGE TABLE
 Usage by Rate Increment

CLASS 4" Industrial

		BILLS	GALLONS	1st 50,000	Next 50,000	Over 100,000	TOTAL
FIRST	50,000	0	0	0			0
NEXT	50,000	0	0	0	0		0
OVER	100,000	12	82,130,840	600,000	600,000	80,930,840	82,130,840
TOTAL		12	82,130,840	600,000	600,000	80,930,840	82,130,840

REVENUE TABLE
 Revenue by Rate Increment

		BILLS	GALLONS	RATE	REVENUE
FIRST	50,000	12	600,000	\$246.99	\$2,963.88
NEXT	50,000		600,000	\$4.81	\$2,886.00
OVER	100,000		80,930,840	\$4.16	\$336,672.29
TOTAL		12	82,130,840		\$342,522.17

LAUREL COUNTY WATER DISTRICT #2
 Test Period from 01-01-14 to 12-31-14

USAGE TABLE

Usage by Rate Increment

CLASS 4" Industrial

		BILLS	GALLONS	1st-50,000	Next 50,000	Over 100,000	TOTAL
FIRST	50,000	0	0	0			0
NEXT	50,000	0	0	0	0		0
OVER	100,000	12	82,130,840	600,000	600,000	80,930,840	82,130,840
TOTAL		12	82,130,840	600,000	600,000	80,930,840	82,130,840

REVENUE TABLE

Revenue by Rate Increment

		BILLS	GALLONS	RATE	REVENUE
FIRST	50,000	12	600,000	\$214.77	\$2,577.24
NEXT	50,000		600,000	\$4.18	\$2,508.00
OVER	100,000		80,930,840	\$3.62	\$292,969.64
TOTAL		12	82,130,840		\$298,054.88

LAUREL COUNTY WATER DISTRICT #2
 Test Period from 01-01-14 to 12-31-14
 Proposed 15% Rate Increase

USAGE TABLE
 Usage by Rate Increment

CLASS	6" Meter	BILLS	GALLONS	1st 50,000	Next 50,000	Over 100,000	TOTAL
FIRST	100,000	0	0	0			0
OVER	100,000	0	0	0	0	0	0
TOTAL		0	0	0	0	0	0

REVENUE TABLE
 Revenue by Rate Increment

		BILLS	GALLONS	RATE	REVENUE
FIRST	100,000	0	0	\$487.34	\$0.00
OVER	100,000		0	\$4.16	\$0.00
TOTAL		0	0		\$0.00

LAUREL COUNTY WATER DISTRICT #2

Test Period from 01-01-14 to 12-31-14

USAGE TABLE
Usage by Rate Increment

CLASS	6" Meter	BILLS	GALLONS	1st 50,000	Next 50,000	Over 100,000	TOTAL
FIRST	100,000	0	0	0			0
OVER	100,000	0	0	0	0	0	0
TOTAL		0	0	0	0	0	0

REVENUE TABLE
Revenue by Rate Increment

		BILLS	GALLONS	RATE	REVENUE
FIRST	100,000	0	0	\$423.77	\$0.00
OVER	100,000		0	\$3.62	\$0.00
TOTAL		0	0		\$0.00

Laurel Water District #2 Depreciation History Report

Depreciation Method (All)
Sort By Asset Group
Depreciation Date Range 01/01/2014 To 12/31/2014
Item Number Range All Item Numbers
Asset Department Range All Asset Departments
Asset Group Range All Asset Groups

Print Depreciation Details **Include Section 179 Deductions**
Include Computed Monthly Depreciations **Include Accumulated Depreciations**
Include Manual Depreciations **Include Manual Monthly Depreciations**
Include 30% Special Depreciation Allowances **Include 50% Special Depreciation Allowances**
Include Assets Fully Depreciated Prior To The Date Range **Print Depreciate From Date & Service Life**
Include Non-depreciable Assets

Asset	Dep From Date	Service Life	Item Cost	Prior Dep. Amount	Beginning Value	Total Selected Dep. Amount	Ending Value	Salvage Value
Asset Group 3011 Organization Costs								
1 Organization Cost	01/01/68	480	\$13,210.00	\$13,210.00	\$0.00	\$0.00	\$0.00	\$0.00
2 Organization Cost	01/01/73	480	\$1,162.00	\$1,162.00	\$0.00	\$0.00	\$0.00	\$0.00
Totals For Group 3011 Organization Costs			\$14,372.00	\$14,372.00	\$0.00	\$0.00	\$0.00	\$0.00

Asset	Dep From Date	Service Life	Item Cost	Prior Dep. Amount	Beginning Value	Total Selected Dep. Amount	Ending Value	Salvage Value
Asset Group 3038 Plant Improvements								
11 Plant Improvement	06/01/97	300	\$1,320,229.00	\$875,751.74	\$444,477.26	\$52,809.17	\$391,668.09	\$0.00
12 1997 Additions	12/31/97	180	\$536.00	\$536.00	\$0.00	\$0.00	\$0.00	\$0.00
13 Plant Expansion	06/12/98	480	\$559,398.00	\$217,931.67	\$341,466.33	\$13,984.92	\$327,481.41	\$0.00
14 1998 Additions	12/31/98	300	\$25,369.00	\$15,305.76	\$10,063.24	\$1,014.78	\$9,048.46	\$0.00
15 1998 Additions	12/31/98	180	\$264.00	\$264.00	\$0.00	\$0.00	\$0.00	\$0.00
16 1999 Additions	12/31/99	180	\$466.00	\$437.57	\$28.43	\$28.43	\$0.00	\$0.00
17 1999 Additions	12/31/99	300	\$6,911.00	\$3,893.42	\$3,017.58	\$276.42	\$2,741.16	\$0.00
18 Plant Improvements	12/31/00	240	\$4,276.00	\$2,798.16	\$1,477.84	\$213.68	\$1,264.16	\$0.00
19 Other Plant Equipment	12/31/00	180	\$2,668.00	\$2,327.03	\$340.97	\$177.90	\$163.07	\$0.00
20 Fencing-Plant Improvement	12/21/01	180	\$3,825.00	\$3,081.25	\$743.75	\$255.00	\$488.75	\$0.00
21 Plant Improvemt	12/31/01	180	\$1,576.00	\$1,269.58	\$306.42	\$105.06	\$201.36	\$0.00
22 Filtration Media	03/12/02	120	\$10,468.00	\$10,468.00	\$0.00	\$0.00	\$0.00	\$0.00
23 Storage Tank Clean-Out-Plant	03/12/02	120	\$1,550.00	\$1,550.00	\$0.00	\$0.00	\$0.00	\$0.00
24 Aisin Tank Fence-Plant Improvement	04/17/02	240	\$5,000.00	\$2,937.88	\$2,062.12	\$249.96	\$1,812.16	\$0.00
25 Sludge Basin Clean-Out-Plant	08/13/02	120	\$16,426.00	\$16,426.00	\$0.00	\$0.00	\$0.00	\$0.00
26 Excavating-Plant Improvement	10/12/04	120	\$20,360.00	\$18,833.02	\$1,526.98	\$1,526.98	\$0.00	\$0.00
27 Plant Improvements	09/30/05	300	\$15,534.00	\$5,177.88	\$10,356.12	\$621.36	\$9,734.76	\$0.00
364 Plant Improvements	04/11/06	300	\$32,675.55	\$10,129.56	\$22,545.99	\$1,307.04	\$21,238.95	\$0.00
381 Plant Improvements	06/30/07	300	\$3,960.66	\$1,042.80	\$2,917.86	\$158.40	\$2,759.46	\$0.00
485 cabinets	07/15/10	120	\$1,600.00	\$559.87	\$1,040.13	\$160.02	\$880.11	\$0.00
486 furnace / ac unit	04/29/10	180	\$6,300.00	\$1,575.00	\$4,725.00	\$420.00	\$4,305.00	\$0.00
487 electrical wiring	04/28/10	240	\$1,534.00	\$287.55	\$1,246.45	\$76.68	\$1,169.77	\$0.00
488 concrete	04/21/10	120	\$222.00	\$83.25	\$138.75	\$22.20	\$116.55	\$0.00
489 door	05/07/10	240	\$462.00	\$84.70	\$377.30	\$23.10	\$354.20	\$0.00
490 drywall (labor & materal)	05/17/10	480	\$3,744.00	\$343.20	\$3,400.80	\$93.60	\$3,307.20	\$0.00
491 paint (ceiling)	05/17/10	120	\$159.79	\$58.52	\$101.27	\$15.96	\$85.31	\$0.00
493 paint for walls	05/20/10	120	\$338.93	\$124.23	\$214.70	\$33.90	\$180.80	\$0.00
494 tile/wallboard/supplies	05/20/10	240	\$1,907.50	\$349.80	\$1,557.70	\$95.40	\$1,462.30	\$0.00
495 electrial system	05/26/10	240	\$2,088.00	\$382.80	\$1,705.20	\$104.40	\$1,600.80	\$0.00
496 glass	06/23/10	120	\$131.40	\$47.08	\$84.32	\$13.14	\$71.18	\$0.00
497 wood trim	06/23/10	480	\$520.60	\$46.45	\$474.15	\$13.02	\$461.13	\$0.00
498 plumbing supplies	06/24/10	240	\$429.72	\$76.97	\$352.75	\$21.48	\$331.27	\$0.00
499 sweeps/thresholds/supplies	09/25/10	120	\$166.00	\$55.20	\$110.80	\$16.62	\$94.18	\$0.00
500 furnace hookup	07/15/10	300	\$300.00	\$42.00	\$258.00	\$12.00	\$246.00	\$0.00
501 plumbing/electrical supplies	08/09/10	240	\$112.39	\$19.27	\$93.12	\$5.64	\$87.48	\$0.00
502 floor- strip/wax	09/22/10	240	\$350.00	\$58.40	\$291.60	\$17.52	\$274.08	\$0.00
503 sink - door stop - tape	10/25/10	120	\$222.12	\$72.15	\$149.97	\$22.20	\$127.77	\$0.00
504 internet & cable	11/05/10	120	\$446.74	\$141.36	\$305.38	\$44.64	\$260.74	\$0.00
505 door/lumber/nails	12/07/10	480	\$237.49	\$18.21	\$219.28	\$5.94	\$213.34	\$0.00
528 misc fittings/paint/cplgs	12/31/10	120	\$379.53	\$116.92	\$262.61	\$37.92	\$224.69	\$0.00

Asset	Dep From Date	Service Life	Item Cost	Prior Dep. Amount	Beginning Value	Total Selected Dep. Amount	Ending Value	Salvage Value
560 3 Ton Heat Pump System	05/22/12	180	\$6,600.00	\$733.40	\$5,866.60	\$440.04	\$5,426.56	\$0.00
561 12" Dezurick Bttfly Valve	06/30/12	120	\$6,800.00	\$1,076.73	\$5,723.27	\$680.04	\$5,043.23	\$0.00
562 Plant Improvements	09/30/12	480	\$9,070.44	\$302.40	\$8,768.04	\$226.80	\$8,541.24	\$0.00
592 Water Treatment Plant	03/31/12	480	\$6,906,285.46	\$316,537.98	\$6,589,747.48	\$172,657.11	\$6,417,090.37	\$0.00
593 EIM Model RSL6-6 Motor Control	07/31/13	120	\$3,866.00	\$193.32	\$3,672.68	\$386.64	\$3,286.04	\$0.00
594 Awning	08/31/13	240	\$4,590.00	\$95.63	\$4,494.37	\$229.50	\$4,264.87	\$0.00
595 Hand Rail	12/01/13	240	\$2,980.00	\$12.42	\$2,967.58	\$149.04	\$2,818.54	\$0.00
596 Plant Improvements	06/01/13	480	\$12,362.29	\$180.25	\$12,182.04	\$309.00	\$11,873.04	\$0.00
628 Plant Improvements	06/01/14	480	\$158,514.05	\$0.00	\$158,514.05	\$2,311.68	\$156,202.37	\$0.00
629 Raw Water Valve	05/31/14	120	\$7,596.06	\$0.00	\$7,596.06	\$506.40	\$7,089.66	\$0.00
630 Aisin Valve Control Panel	05/31/14	120	\$7,278.09	\$0.00	\$7,278.09	\$485.20	\$6,792.89	\$0.00
631 Bronze Plaque	05/31/14	240	\$845.00	\$0.00	\$845.00	\$28.16	\$816.84	\$0.00
Totals For Group 3038 Plant Improvements			\$9,179,931.81	\$1,513,836.	\$7,666,095.43	\$252,394.09	\$7,413,701.34	\$0.00

Asset	Dep From Date	Service Life	Item Cost	Prior Dep. Amount	Beginning Value	Total Selected Dep. Amount	Ending Value	Salvage Value
Asset Group 3040 Office Bldg & Improvements								
28 Structure and Improvement	01/01/68	480	\$134,447.00	\$134,447.00	\$0.00	\$0.00	\$0.00	\$0.00
29 Structure and Improvement	01/01/68	480	\$57,931.00	\$57,931.00	\$0.00	\$0.00	\$0.00	\$0.00
30 Structure and Improvement	01/01/68	480	\$1,080.00	\$1,080.00	\$0.00	\$0.00	\$0.00	\$0.00
31 Structure and Improvement	01/01/76	480	\$981.00	\$931.92	\$49.08	\$24.54	\$24.54	\$0.00
32 Structure and Improvement	01/01/78	480	\$2,828.00	\$2,545.04	\$282.96	\$70.74	\$212.22	\$0.00
33 Structure and Improvement	01/01/78	480	\$3,150.00	\$2,834.88	\$315.12	\$78.78	\$236.34	\$0.00
34 Structure and Improvement	01/01/79	480	\$5,830.00	\$5,101.30	\$728.70	\$145.74	\$582.96	\$0.00
35 Structure and Improvement	01/01/79	480	\$475.00	\$415.80	\$59.20	\$11.88	\$47.32	\$0.00
36 Other Trans & Dist Pnt	01/01/79	240	\$28,215.00	\$28,215.00	\$0.00	\$0.00	\$0.00	\$0.00
37 Structure and Improvement	01/01/80	480	\$3,378.00	\$2,871.48	\$506.52	\$84.42	\$422.10	\$0.00
38 Structure and Improvement	01/01/81	480	\$869.00	\$716.76	\$152.24	\$21.72	\$130.52	\$0.00
39 Other Trans & Dist Pnt	01/01/81	240	\$4,000.00	\$4,000.00	\$0.00	\$0.00	\$0.00	\$0.00
40 Structure and Improvement	01/01/87	480	\$280.00	\$188.74	\$91.26	\$7.02	\$84.24	\$0.00
41 Struct. & Improv	01/01/89	120	\$459.00	\$459.00	\$0.00	\$0.00	\$0.00	\$0.00
42 Other TRANS & DIST PNT	07/01/89	240	\$16,981.00	\$16,981.00	\$0.00	\$0.00	\$0.00	\$0.00
43 Structure and Improvement	01/01/90	480	\$1,836.00	\$1,101.60	\$734.40	\$45.90	\$688.50	\$0.00
44 Main Office Building	01/01/90	300	\$72,000.00	\$69,120.00	\$2,880.00	\$2,880.00	\$0.00	\$0.00
45 Other TRANS & DIST PNT	01/01/90	240	\$6,798.00	\$6,798.00	\$0.00	\$0.00	\$0.00	\$0.00
46 Other TRANS & DIST PNT	01/01/91	240	\$1,822.00	\$1,820.50	\$1.50	\$0.00	\$1.50	\$0.00
47 Structure and Improvement	07/01/91	480	\$11,397.00	\$6,410.55	\$4,986.45	\$284.94	\$4,701.51	\$0.00
48 Structure and Improvement	01/01/92	300	\$4,074.00	\$3,585.12	\$488.88	\$162.96	\$325.92	\$0.00
49 Structure and Improvement	07/01/92	480	\$7,435.00	\$3,996.42	\$3,438.58	\$185.88	\$3,252.70	\$0.00
50 Structure and Improvement	01/01/93	480	\$125.00	\$64.37	\$60.63	\$3.24	\$57.39	\$0.00
51 Structure and Improvement	07/01/93	480	\$8,201.00	\$4,203.11	\$3,997.89	\$205.02	\$3,792.87	\$0.00
52 Structure and Improvement	01/01/94	480	\$6,660.00	\$3,330.00	\$3,330.00	\$166.50	\$3,163.50	\$0.00
53 Other TRANS & DIST PNT	01/01/94	240	\$2,230.00	\$2,230.00	\$0.00	\$0.00	\$0.00	\$0.00
54 Structure and Improvement	01/01/95	480	\$676.00	\$321.48	\$354.52	\$16.92	\$337.60	\$0.00
55 Structure and Improvement	01/01/95	480	\$847.00	\$402.22	\$444.78	\$21.18	\$423.60	\$0.00
56 Other TRANS & DIST PNT	01/01/95	240	\$2,476.00	\$2,352.22	\$123.78	\$123.78	\$0.00	\$0.00
57 Structure and Improvement	07/01/96	120	\$1,874.00	\$1,874.00	\$0.00	\$0.00	\$0.00	\$0.00
58 Structure and Improvement	07/01/96	120	\$873.00	\$873.00	\$0.00	\$0.00	\$0.00	\$0.00
59 Other TRANS & DIST PNT	07/01/96	240	\$1,083.00	\$947.55	\$135.45	\$54.18	\$81.27	\$0.00
60 Main Office	12/31/97	480	\$14,489.00	\$5,825.91	\$8,663.09	\$362.21	\$8,300.88	\$0.00
61 1997 Additions	12/31/97	240	\$632.00	\$508.16	\$123.84	\$31.61	\$92.23	\$0.00
62 1998 Additions	12/31/98	300	\$26,927.00	\$16,246.16	\$10,680.84	\$1,077.06	\$9,603.78	\$0.00
63 Surface Paving	01/27/99	120	\$4,100.00	\$4,100.00	\$0.00	\$0.00	\$0.00	\$0.00
64 1999 Additions	02/28/99	300	\$1,776.00	\$1,059.68	\$716.32	\$71.04	\$645.28	\$0.00
65 1999 Additions	12/31/99	240	\$2,844.00	\$2,002.65	\$841.35	\$142.20	\$699.15	\$0.00
66 1999 Additions	12/31/99	300	\$294.00	\$165.62	\$128.38	\$11.76	\$116.62	\$0.00
67 Other Improvements	12/31/00	240	\$3,336.00	\$2,182.30	\$1,153.70	\$166.80	\$986.90	\$0.00

Asset	Dep From Date	Service Life	Item Cost	Prior Dep. Amount	Beginning Value	Total Selected Dep. Amount	Ending Value	Salvage Value
68 Office Improvements	12/31/00	240	\$2,205.00	\$1,442.64	\$762.36	\$110.23	\$652.13	\$0.00
69 Other Improvements	12/31/01	180	\$810.00	\$652.50	\$157.50	\$54.00	\$103.50	\$0.00
70 Office Renovation	12/31/02	180	\$5,071.00	\$3,746.78	\$1,324.22	\$338.09	\$986.13	\$0.00
71 New Flooring	12/03/04	180	\$4,231.00	\$2,562.14	\$1,668.86	\$282.06	\$1,386.80	\$0.00
72 Wood Trim	02/08/05	180	\$204.00	\$121.15	\$82.85	\$13.62	\$69.23	\$0.00
73 Heating Unit	03/08/05	180	\$6,175.00	\$3,636.43	\$2,538.57	\$411.66	\$2,126.91	\$0.00
365 Structures & Improvements	07/19/06	480	\$245.15	\$45.90	\$199.25	\$6.12	\$193.13	\$0.00
382 Structures & Improvements	06/30/07	480	\$2,009.89	\$331.01	\$1,678.88	\$50.28	\$1,628.60	\$0.00
396 AC Unit	06/11/08	180	\$3,800.00	\$1,414.37	\$2,385.63	\$253.32	\$2,132.31	\$0.00
397 Structures & Improvements	06/30/08	480	\$5,189.31	\$724.27	\$4,465.04	\$129.72	\$4,335.32	\$0.00
410 Remodel & redesign	06/30/09	480	\$4,986.34	\$767.49	\$4,218.85	\$119.16	\$4,099.69	\$0.00
492 adjustment -year end balance with GL	12/31/09	1	\$0.68	\$0.68	\$0.00	\$0.00	\$0.00	\$0.00
506 furnace	03/01/10	240	\$1,750.00	\$335.34	\$1,414.66	\$87.48	\$1,327.18	\$0.00
534 OFFICE REMODELING	12/31/11	480	\$2,766.35	\$144.00	\$2,622.35	\$69.12	\$2,553.23	\$0.00
597 Paving and Wheel Stops	06/14/13	120	\$5,484.00	\$319.90	\$5,164.10	\$548.40	\$4,615.70	\$0.00
632 Security Glass-Front Office	02/20/14	240	\$2,975.00	\$0.00	\$2,975.00	\$136.40	\$2,838.60	\$0.00
633 Fence	04/09/14	240	\$3,750.00	\$0.00	\$3,750.00	\$140.63	\$3,609.37	\$0.00
Totals For Group 3040 Office Bldg &			\$497,361.72	\$416,484.14	\$80,877.58	\$9,208.31	\$71,669.27	\$0.00

Asset	Dep From Date	Service Life	Item Cost	Prior Dep. Amount	Beginning Value	Total Selected Dep. Amount	Ending Value	Salvage Value
Asset Group 3041 Smith Property								
507 Smith Property House	01/01/10	480	\$40,000.00	\$3,999.84	\$36,000.16	\$999.96	\$35,000.20	\$0.00
634 9 Windows-Smith House	10/31/14	240	\$2,750.00	\$0.00	\$2,750.00	\$34.38	\$2,715.62	\$0.00
Totals For Group 3041 Smith Property			\$42,750.00	\$3,999.84	\$38,750.16	\$1,034.34	\$37,715.82	\$0.00

Asset	Dep From Date	Service Life	Item Cost	Prior Dep. Amount	Beginning Value	Total Selected Dep. Amount	Ending Value	Salvage Value
Asset Group 3042 Property-3930 S Laurel Rd								
635 House-3930 S Laurel Rd	07/29/14	480	\$86,295.00	\$0.00	\$86,295.00	\$1,078.68	\$85,216.32	\$0.00
636 Distribution Building-3930 S Laurel Rd	07/29/14	480	\$9,000.00	\$0.00	\$9,000.00	\$112.50	\$8,887.50	\$0.00
Totals For Group 3042 Property-3930 S Laurel Rd			\$95,295.00	\$0.00	\$95,295.00	\$1,191.18	\$94,103.82	\$0.00

Asset	Dep From Date	Service Life	Item Cost	Prior Dep. Amount	Beginning Value	Total Selected Dep. Amount	Ending Value	Salvage Value
Asset Group 3062 Lake, River and Other Intakes								
74 Lake, River Intakes	01/01/78	480	\$65,854.00	\$59,268.64	\$6,585.36	\$1,646.34	\$4,939.02	\$0.00
75 Lake, River Intakes	08/01/05	480	\$79,859.63	\$16,803.64	\$63,055.99	\$1,996.44	\$61,059.55	\$0.00
Totals For Group 3062 Lake, River and Other			\$145,713.63	\$76,072.28	\$69,641.35	\$3,642.78	\$65,998.57	\$0.00

Asset	Dep From Date	Service Life	Item Cost	Prior Dep. Amount	Beginning Value	Total Selected Dep. Amount	Ending Value	Salvage Value
Asset Group 3092 Supply Mains								
76 Supply Main	01/01/68	480	\$17,825.00	\$17,825.00	\$0.00	\$0.00	\$0.00	\$0.00
77 Supply Mains	01/01/74	480	\$406.96	\$406.96	\$0.00	\$0.00	\$0.00	\$0.00
559 Supply Main	05/13/11	480	\$3,252,206.00	\$216,813.76	\$3,035,392.24	\$81,305.16	\$2,954,087.08	\$0.00
622 Pressure Reducing Valve Pit (Hwy 25)	10/11/13	480	\$56,833.17	\$355.20	\$56,477.97	\$1,420.80	\$55,057.17	\$0.00
Totals For Group 3092 Supply Mains			\$3,327,271.13	\$235,400.92	\$3,091,870.21	\$82,725.96	\$3,009,144.25	\$0.00

Asset	Dep From Date	Service Life	Item Cost	Prior Dep. Amount	Beginning Value	Total Selected Dep. Amount	Ending Value	Salvage Value
Asset Group 3112 Pumping Equipment								
78 Pumping Equipment	01/01/78	300	\$64,734.00	\$64,734.00	\$0.00	\$0.00	\$0.00	\$0.00
79 Pumping Equipment	01/01/79	300	\$724.00	\$724.00	\$0.00	\$0.00	\$0.00	\$0.00
80 Pumping Equipment	01/01/80	300	\$88.00	\$88.00	\$0.00	\$0.00	\$0.00	\$0.00
81 Pumping Equipment	01/01/82	300	\$110.00	\$110.00	\$0.00	\$0.00	\$0.00	\$0.00
82 Pumping Equipment	01/01/85	300	\$6,328.00	\$6,328.00	\$0.00	\$0.00	\$0.00	\$0.00
83 Pumping Equipment	06/03/86	300	\$859.00	\$859.00	\$0.00	\$0.00	\$0.00	\$0.00
84 1998 Additions	12/31/98	300	\$2,252.00	\$1,358.90	\$893.10	\$90.06	\$803.04	\$0.00
85 1999 Additions	02/28/99	240	\$6,542.00	\$4,879.44	\$1,662.56	\$327.06	\$1,335.50	\$0.00
86 Pumping Equipment	12/31/00	300	\$1,790.00	\$937.00	\$853.00	\$71.58	\$781.42	\$0.00
87 Pumping Equipment	08/31/01	300	\$227.00	\$113.00	\$114.00	\$9.06	\$104.94	\$0.00
88 Pumping Equipment	02/08/05	300	\$1,156.58	\$412.57	\$744.01	\$46.26	\$697.75	\$0.00
508 raw water pump	06/04/10	300	\$2,596.21	\$371.95	\$2,224.26	\$103.80	\$2,120.46	\$0.00
Totals For Group 3112 Pumping Equipment			\$87,406.79	\$80,915.86	\$6,490.93	\$647.82	\$5,843.11	\$0.00

Asset	Dep From Date	Service Life	Item Cost	Prior Dep. Amount	Beginning Value	Total Selected Dep. Amount	Ending Value	Salvage Value
Asset Group 3203 Water Treatment Equipment								
89 Water Treatment Equipment	01/01/79	300	\$885.00	\$885.00	\$0.00	\$0.00	\$0.00	\$0.00
90 Water Treatment Equipment	01/01/80	300	\$690.00	\$690.00	\$0.00	\$0.00	\$0.00	\$0.00
91 Water Treatment Equipment	01/01/81	300	\$382.00	\$382.00	\$0.00	\$0.00	\$0.00	\$0.00
92 Water Treatment Equipment	01/01/83	300	\$934.00	\$934.00	\$0.00	\$0.00	\$0.00	\$0.00
93 Water Treatment Equipment	01/01/85	300	\$2,934.00	\$2,934.00	\$0.00	\$0.00	\$0.00	\$0.00
94 Water Treatment Equipment	07/01/87	300	\$3,422.00	\$3,422.00	\$0.00	\$0.00	\$0.00	\$0.00
95 Water Treatment Equipment	01/01/90	300	\$2,471.00	\$2,372.18	\$98.82	\$98.82	\$0.00	\$0.00
96 Water Treatment Equipment	01/01/91	300	\$363.00	\$333.96	\$29.04	\$14.52	\$14.52	\$0.00
97 Water Treatment Equipment	01/01/92	300	\$363.00	\$319.44	\$43.56	\$14.52	\$29.04	\$0.00
98 Water Treatment Equipment	01/01/92	300	\$6,670.00	\$5,869.54	\$800.46	\$266.82	\$533.64	\$0.00
99 Water Treatment Equipment	01/01/93	300	\$363.00	\$304.92	\$58.08	\$14.52	\$43.56	\$0.00
100 Water Treatment Equipment	01/01/93	300	\$3,734.00	\$3,136.64	\$597.36	\$149.34	\$448.02	\$0.00
101 Water Treatment Equipment	01/01/94	300	\$13,767.00	\$11,013.60	\$2,753.40	\$550.68	\$2,202.72	\$0.00
102 Water Treatment Equipment	01/01/95	300	\$21,030.00	\$15,982.80	\$5,047.20	\$841.20	\$4,206.00	\$0.00
103 Water Treatment Equipment	07/01/96	300	\$162.00	\$113.40	\$48.60	\$6.48	\$42.12	\$0.00
104 Water Treatment Equipment	01/01/97	300	\$7,043.00	\$4,789.40	\$2,253.60	\$281.70	\$1,971.90	\$0.00
105 1997 Additions	12/31/97	300	\$13,366.00	\$8,598.61	\$4,767.39	\$534.66	\$4,232.73	\$0.00
106 1997 Additions	12/31/97	300	\$1,379.00	\$887.33	\$491.67	\$55.14	\$436.53	\$0.00
107 1998 Additions	12/31/98	300	\$1,218.00	\$734.86	\$483.14	\$48.72	\$434.42	\$0.00
108 1998 Additions	12/31/98	300	\$2,520.00	\$1,520.40	\$999.60	\$100.80	\$898.80	\$0.00
109 1999 Additions	04/30/99	300	\$412.00	\$242.88	\$169.12	\$16.50	\$152.62	\$0.00
110 1999 Additions	07/31/99	300	\$197.00	\$114.47	\$82.53	\$7.86	\$74.67	\$0.00
111 Water Treatment Equipment	12/31/00	300	\$738.00	\$386.22	\$351.78	\$29.52	\$322.26	\$0.00
112 Water Treatment Equipment	12/31/01	300	\$4,494.00	\$2,172.10	\$2,321.90	\$179.76	\$2,142.14	\$0.00
113 Filter Media	01/02/02	300	\$9,027.00	\$4,332.96	\$4,694.04	\$361.08	\$4,332.96	\$0.00
114 Lime Machine Parts	01/28/02	300	\$1,487.00	\$714.02	\$772.98	\$59.46	\$713.52	\$0.00
115 Tank Mixers	05/10/02	300	\$428.00	\$200.00	\$228.00	\$17.10	\$210.90	\$0.00
116 Pump	06/26/02	300	\$2,775.00	\$1,285.75	\$1,489.25	\$111.00	\$1,378.25	\$0.00
117 Chlorinator	10/25/02	300	\$1,879.00	\$845.27	\$1,033.73	\$75.18	\$958.55	\$0.00
118 Pumps (3)	04/14/03	300	\$3,100.00	\$1,332.71	\$1,767.29	\$124.02	\$1,643.27	\$0.00
120 Pump	07/12/05	300	\$955.00	\$324.37	\$630.63	\$38.22	\$592.41	\$0.00
121 Software	07/15/05	300	\$10,471.00	\$3,559.81	\$6,911.19	\$418.86	\$6,492.33	\$0.00
122 Gas Detector	09/13/05	300	\$1,621.00	\$540.00	\$1,081.00	\$64.86	\$1,016.14	\$0.00
366 Water Treatment Equipment	06/27/06	120	\$2,053.43	\$1,557.39	\$496.04	\$205.26	\$290.78	\$0.00
Totals For Group 3203 Water Treatment			\$123,333.43	\$82,832.03	\$40,501.40	\$4,686.60	\$35,814.80	\$0.00

Asset	Dep From Date	Service Life	Item Cost	Prior Dep. Amount	Beginning Value	Total Selected Dep. Amount	Ending Value	Salvage Value
Asset Group 3304 Dist Reservoirs & Standpipes								
123 Distribution Reserves & Standpipes	01/01/68	40	\$7,327.00	\$7,327.00	\$0.00	\$0.00	\$0.00	\$0.00
124 Distribution Reserves & Standpipes	01/01/79	40	\$10,783.00	\$10,783.00	\$0.00	\$0.00	\$0.00	\$0.00
125 Distribution Reserves & Standpipes	01/01/79	40	\$172,623.00	\$172,623.00	\$0.00	\$0.00	\$0.00	\$0.00
126 Distribution Reserves & Standpipes	01/01/80	40	\$11,450.00	\$11,450.00	\$0.00	\$0.00	\$0.00	\$0.00
127 Distribution Reserves & Standpipes	01/01/81	40	\$768.00	\$768.00	\$0.00	\$0.00	\$0.00	\$0.00
128 Distribution Reserves & Standpipes	01/01/82	40	\$438.00	\$438.00	\$0.00	\$0.00	\$0.00	\$0.00
129 Distribution Reserves & Standpipes	12/31/98	40	\$650.44	\$650.00	\$0.44	\$0.00	\$0.44	\$0.00
591 Tank Renovations	12/28/12	480	\$103,018.41	\$2,790.06	\$100,228.35	\$2,575.44	\$97,652.91	\$0.00
Totals For Group 3304 Dist Reservoirs &			\$307,057.85	\$206,829.06	\$100,228.79	\$2,575.44	\$97,653.35	\$0.00

Asset	Dep From Date	Service Life	Item Cost	Prior Dep. Amount	Beginning Value	Total Selected Dep. Amount	Ending Value	Salvage Value
Asset Group 3314 Transmissions & Dist Mains								
130 Transmissions and Distribution Mains	01/01/68	480	\$524,289.00	\$524,289.00	\$0.00	\$0.00	\$0.00	\$0.00
131 Transmissions and Distribution Mains	01/01/71	480	\$862.00	\$862.00	\$0.00	\$0.00	\$0.00	\$0.00
132 Transmissions and Distribution Mains	01/01/72	480	\$4,664.00	\$4,664.00	\$0.00	\$0.00	\$0.00	\$0.00
133 Transmissions and Distribution Mains	01/01/73	480	\$5,571.00	\$5,571.00	\$0.00	\$0.00	\$0.00	\$0.00
134 Transmissions and Distribution Mains	01/01/74	480	\$11,610.00	\$11,610.00	\$0.00	\$0.00	\$0.00	\$0.00
135 Transmissions and Distribution Mains	01/01/75	480	\$3,196.00	\$3,116.14	\$79.86	\$79.86	\$0.00	\$0.00
136 Transmissions and Distribution Mains	01/01/76	480	\$32,658.00	\$31,025.16	\$1,632.84	\$816.42	\$816.42	\$0.00
137 Transmissions and Distribution Mains	01/01/77	480	\$23,612.00	\$21,840.98	\$1,771.02	\$590.34	\$1,180.68	\$0.00
138 Transmissions and Distribution Mains	01/01/78	480	\$408,560.00	\$367,704.08	\$40,855.92	\$10,213.98	\$30,641.94	\$0.00
139 Transmissions and Distribution Mains	01/01/79	480	\$841.00	\$735.70	\$105.30	\$21.06	\$84.24	\$0.00
140 Transmissions and Distribution Mains	01/01/79	480	\$42,389.00	\$37,090.20	\$5,298.80	\$1,059.72	\$4,239.08	\$0.00
141 Transmissions and Distribution Mains	01/01/80	480	\$46,932.00	\$39,892.20	\$7,039.80	\$1,173.30	\$5,866.50	\$0.00
143 Transmissions and Distribution Mains	01/01/81	480	\$568.00	\$468.46	\$99.54	\$14.22	\$85.32	\$0.00
144 Transmissions and Distribution Mains	01/01/82	480	\$64.00	\$51.04	\$12.96	\$1.62	\$11.34	\$0.00
145 Transmissions and Distribution Mains	01/01/83	480	\$5,874.00	\$4,552.62	\$1,321.38	\$146.82	\$1,174.56	\$0.00
146 Transmissions and Distribution Mains	01/01/84	480	\$263.00	\$197.60	\$65.40	\$6.54	\$58.86	\$0.00
147 Transmissions and Distribution Mains	07/01/87	480	\$110,788.00	\$73,397.58	\$37,390.42	\$2,769.67	\$34,620.75	\$0.00
148 Transmissions and Distribution Mains	06/01/88	480	\$84,379.00	\$53,967.53	\$30,411.47	\$2,109.48	\$28,301.99	\$0.00
149 Transmissions and Distribution Mains	07/01/89	480	\$22,087.00	\$13,528.21	\$8,558.79	\$552.18	\$8,006.61	\$0.00
150 Transmissions and Distribution Mains	01/01/90	480	\$35,375.00	\$21,225.56	\$14,149.44	\$884.34	\$13,265.10	\$0.00
151 Transmissions and Distribution Mains	01/01/91	480	\$60,870.00	\$34,999.74	\$25,870.26	\$1,521.78	\$24,348.48	\$0.00
152 Trans & Dist Mains	01/01/92	480	\$65,148.00	\$35,831.40	\$29,316.60	\$1,628.70	\$27,687.90	\$0.00
153 Transmissions and Distribution Mains	01/01/93	480	\$51,382.00	\$26,975.74	\$24,406.26	\$1,284.54	\$23,121.72	\$0.00
154 Trans & Dist Mains	01/01/94	480	\$3,846.00	\$1,922.40	\$1,923.60	\$96.18	\$1,827.42	\$0.00
155 Transmissions and Distribution Mains	01/01/94	480	\$61,509.00	\$30,754.20	\$30,754.80	\$1,537.74	\$29,217.06	\$0.00
156 Transmissions and Distribution Mains	01/01/95	480	\$12,870.00	\$6,112.68	\$6,757.32	\$321.72	\$6,435.60	\$0.00
157 Transmissions and Distribution Mains	01/01/95	480	\$91,468.00	\$43,447.68	\$48,020.32	\$2,286.72	\$45,733.60	\$0.00
158 Transmissions and Distribution Mains	07/01/96	480	\$51,606.00	\$22,577.10	\$29,028.90	\$1,290.12	\$27,738.78	\$0.00
159 Transmissions and Distribution Mains	12/31/97	480	\$56,838.00	\$22,853.13	\$33,984.87	\$1,420.92	\$32,563.95	\$0.00
160 Transmissions and Distribution Mains	12/31/98	480	\$91,618.00	\$34,547.47	\$57,070.53	\$2,290.44	\$54,780.09	\$0.00
161 Transmissions and Distribution Mains	12/31/98	480	\$13,951.00	\$5,260.57	\$8,690.43	\$348.77	\$8,341.66	\$0.00
162 Transmissions and Distribution Mains	12/31/99	360	\$80,360.00	\$37,724.18	\$42,635.82	\$2,678.64	\$39,957.18	\$0.00
163 Transmissions and Distribution Mains	12/31/99	360	\$14,832.00	\$6,962.80	\$7,869.20	\$494.40	\$7,374.80	\$0.00
164 Transmissions and Distribution Mains	12/31/00	480	\$15,406.00	\$5,039.31	\$10,366.69	\$385.14	\$9,981.55	\$0.00
165 Transmissions and Distribution Mains	12/31/00	480	\$97,303.00	\$31,826.06	\$65,476.94	\$2,432.58	\$63,044.36	\$0.00
166 Transmissions and Distribution Mains	12/31/01	360	\$23,591.00	\$9,501.85	\$14,089.15	\$786.36	\$13,302.79	\$0.00
167 Transmissions and Distribution Mains	12/31/01	360	\$11,336.00	\$4,566.05	\$6,769.95	\$377.88	\$6,392.07	\$0.00
168 Transmissions and Distribution Mains	12/31/01	240	\$9,016.00	\$5,447.32	\$3,568.68	\$450.78	\$3,117.90	\$0.00
169 Transmissions and Distribution Mains	07/01/02	240	\$11,743.00	\$6,752.34	\$4,990.66	\$587.16	\$4,403.50	\$0.00
170 Transmissions and Distribution Mains	12/31/02	240	\$6,894.00	\$3,820.43	\$3,073.57	\$344.69	\$2,728.88	\$0.00

Asset	Dep From Date	Service Life	Item Cost	Prior Dep. Amount	Beginning Value	Total Selected Dep. Amount	Ending Value	Salvage Value
171 Transmissions and Distribution Mains	12/31/03	240	\$23,392.00	\$11,793.66	\$11,598.34	\$1,169.58	\$10,428.76	\$0.00
172 Transmissions and Distribution Mains	12/31/03	240	\$6,873.00	\$3,465.43	\$3,407.57	\$343.62	\$3,063.95	\$0.00
173 Transmissions and Distribution Mains	12/31/04	240	\$46,098.00	\$20,936.18	\$25,161.82	\$2,304.89	\$22,856.93	\$0.00
174 Transmissions and Distribution Mains	12/31/04	240	\$10,049.00	\$4,563.83	\$5,485.17	\$502.44	\$4,982.73	\$0.00
175 Transmissions and Distribution Mains	12/31/05	240	\$21,874.00	\$8,840.58	\$13,033.42	\$1,093.68	\$11,939.74	\$0.00
176 Transmissions and Distribution Mains	12/31/05	240	\$8,303.00	\$3,355.91	\$4,947.09	\$415.14	\$4,531.95	\$0.00
367 TDM Additions	12/31/06	240	\$82,066.92	\$29,065.44	\$53,001.48	\$4,103.34	\$48,898.14	\$0.00
368 Capital Labor	12/31/06	240	\$8,269.64	\$2,929.10	\$5,340.54	\$413.48	\$4,927.06	\$0.00
383 Trans & Dist Mains	12/31/07	240	\$8,592.59	\$2,613.40	\$5,979.19	\$429.60	\$5,549.59	\$0.00
384 Capital Labor	12/31/07	240	\$5,100.00	\$1,551.25	\$3,548.75	\$255.00	\$3,293.75	\$0.00
393 Capital Labor	12/31/07	240	\$1,951.07	\$593.49	\$1,357.58	\$97.56	\$1,260.02	\$0.00
398 Trans & Dist Mains	12/31/08	240	\$12,358.96	\$3,141.36	\$9,217.60	\$617.93	\$8,599.67	\$0.00
405 Capital Labor	12/31/08	240	\$4,739.82	\$1,204.75	\$3,535.07	\$237.00	\$3,298.07	\$0.00
478 stock ordered - 2009	12/31/09	480	\$7,369.74	\$766.07	\$6,603.67	\$183.84	\$6,419.83	\$0.00
481 Capital Labor	12/31/09	240	\$1,622.48	\$331.24	\$1,291.24	\$81.12	\$1,210.12	\$0.00
509 stock - 2010	12/31/10	480	\$17,411.25	\$1,341.99	\$16,069.26	\$435.24	\$15,634.02	\$0.00
529 CAPITALIZED PAYROLL-T&D	12/31/10	240	\$1,518.00	\$234.03	\$1,283.97	\$75.90	\$1,208.07	\$0.00
535 TRANSMISSION & DIST MAINS	12/31/11	480	\$13,636.37	\$710.25	\$12,926.12	\$340.92	\$12,585.20	\$0.00
536 CAPITALIZED PAYROLL	12/31/11	240	\$2,533.93	\$264.00	\$2,269.93	\$126.72	\$2,143.21	\$0.00
556 Transmission and Distribution Mains	01/01/11	480	\$104,846.93	\$7,863.48	\$96,983.45	\$2,621.16	\$94,362.29	\$0.00
557 Transmission and Distribution Mains	01/01/11	480	\$177,474.05	\$13,310.64	\$164,163.41	\$4,436.88	\$159,726.53	\$0.00
563 Transmission and Distribution Mains	12/31/12	480	\$11,172.79	\$302.64	\$10,870.15	\$279.36	\$10,590.79	\$0.00
564 Capitalized Payroll	12/31/12	240	\$4,043.48	\$219.05	\$3,824.43	\$202.20	\$3,622.23	\$0.00
598 Transmissions and Distribution Mains	12/31/13	480	\$8,213.74	\$17.11	\$8,196.63	\$205.32	\$7,991.31	\$0.00
599 Capitalized Payroll	12/31/13	240	\$1,547.62	\$6.45	\$1,541.17	\$77.40	\$1,463.77	\$0.00
627 Transmission and Distribution Hwy 25	10/17/13	480	\$823,712.40	\$5,148.21	\$818,564.19	\$20,592.84	\$797,971.35	\$0.00
638 Transmissions and Distribution Mains	12/31/14	480	\$29,359.00	\$0.00	\$29,359.00	\$61.16	\$29,297.84	\$0.00
639 Capitalized Payroll	12/31/14	240	\$4,723.05	\$0.00	\$4,723.05	\$19.68	\$4,703.37	\$0.00
Totals For Group 3314 Transmissions & Dist			\$3,645,021.83	\$1,717,281.	\$1,927,740.78	\$84,727.81	\$1,843,012.97	\$0.00

Asset	Dep From Date	Service Life	Item Cost	Prior Dep. Amount	Beginning Value	Total Selected Dep. Amount	Ending Value	Salvage Value
Asset Group 3334 Services								
177 Services	01/01/83	240	\$8,027.00	\$8,027.00	\$0.00	\$0.00	\$0.00	\$0.00
178 Services	01/01/84	240	\$7,496.00	\$7,496.00	\$0.00	\$0.00	\$0.00	\$0.00
179 Services	01/01/85	240	\$11,603.00	\$11,603.00	\$0.00	\$0.00	\$0.00	\$0.00
180 Services	06/30/86	240	\$12,920.00	\$12,920.00	\$0.00	\$0.00	\$0.00	\$0.00
181 Services	07/01/87	240	\$15,636.00	\$15,636.00	\$0.00	\$0.00	\$0.00	\$0.00
182 Services	01/01/89	240	\$13,641.00	\$13,641.00	\$0.00	\$0.00	\$0.00	\$0.00
183 Services	01/01/90	240	\$7,211.00	\$7,211.00	\$0.00	\$0.00	\$0.00	\$0.00
184 Services	01/01/91	240	\$12,733.00	\$12,733.00	\$0.00	\$0.00	\$0.00	\$0.00
185 Services	01/01/92	240	\$12,724.00	\$12,724.00	\$0.00	\$0.00	\$0.00	\$0.00
186 Services	01/01/93	240	\$20,630.00	\$20,630.00	\$0.00	\$0.00	\$0.00	\$0.00
187 Services	01/01/94	240	\$18,738.00	\$18,738.00	\$0.00	\$0.00	\$0.00	\$0.00
188 Services	01/01/95	240	\$6,992.00	\$6,642.38	\$349.62	\$349.62	\$0.00	\$0.00
189 Services	01/01/95	240	\$7,763.00	\$7,374.86	\$388.14	\$388.14	\$0.00	\$0.00
190 Services	07/01/96	240	\$19,773.00	\$17,301.45	\$2,471.55	\$988.62	\$1,482.93	\$0.00
191 1997 Additions	12/31/97	240	\$20,815.00	\$16,738.89	\$4,076.11	\$1,040.73	\$3,035.38	\$0.00
192 1998 Additions	12/31/98	240	\$34,546.00	\$26,053.25	\$8,492.75	\$1,727.33	\$6,765.42	\$0.00
193 Capitalized Labor	12/31/98	240	\$10,890.00	\$8,212.88	\$2,677.12	\$544.50	\$2,132.62	\$0.00
194 1999 Additions	12/31/99	240	\$15,826.00	\$11,143.90	\$4,682.10	\$791.34	\$3,890.76	\$0.00
195 Capitalized Labor	12/31/99	240	\$9,917.00	\$6,983.08	\$2,933.92	\$495.84	\$2,438.08	\$0.00
196 Capitalized Labor	12/31/00	240	\$9,400.00	\$6,149.30	\$3,250.70	\$469.98	\$2,780.72	\$0.00
197 Services	12/31/00	240	\$4,384.00	\$2,868.01	\$1,515.99	\$219.18	\$1,296.81	\$0.00
198 Capitalized Labor	12/31/01	240	\$9,220.00	\$5,570.57	\$3,649.43	\$460.98	\$3,188.45	\$0.00
199 Services	12/31/01	240	\$11,757.00	\$7,103.43	\$4,653.57	\$587.81	\$4,065.76	\$0.00
200 Capatilized Labor	07/01/02	240	\$7,477.00	\$4,299.19	\$3,177.81	\$373.86	\$2,803.95	\$0.00
201 SVCS Additions	07/01/02	240	\$21,859.00	\$12,569.04	\$9,289.96	\$1,092.96	\$8,197.00	\$0.00
202 Services	12/31/03	240	\$5,788.00	\$2,918.32	\$2,869.68	\$289.38	\$2,580.30	\$0.00
203 Capitalized Labor	12/31/03	240	\$7,522.00	\$3,792.14	\$3,729.86	\$376.08	\$3,353.78	\$0.00
204 Capitalized Laobr	12/31/04	240	\$5,260.00	\$2,389.14	\$2,870.86	\$262.98	\$2,607.88	\$0.00
205 Services	12/31/04	240	\$17,270.00	\$7,843.64	\$9,426.36	\$863.52	\$8,562.84	\$0.00
206 Services	12/31/04	240	\$1,202.00	\$546.09	\$655.91	\$60.12	\$595.79	\$0.00
207 Services	12/31/05	240	\$15,513.00	\$6,270.08	\$9,242.92	\$775.68	\$8,467.24	\$0.00
208 Capitalized Labor	12/31/05	240	\$6,319.00	\$2,554.01	\$3,764.99	\$315.96	\$3,449.03	\$0.00
369 Services	12/31/06	240	\$14,451.18	\$5,117.86	\$9,333.32	\$722.57	\$8,610.75	\$0.00
370 Capital Labor	12/31/06	240	\$4,147.20	\$1,468.80	\$2,678.40	\$207.36	\$2,471.04	\$0.00
385 Services	12/31/07	240	\$15,128.96	\$4,601.92	\$10,527.04	\$756.48	\$9,770.56	\$0.00
394 Capital Labor	12/31/07	240	\$4,349.39	\$1,322.76	\$3,026.63	\$217.44	\$2,809.19	\$0.00
399 Services	12/31/08	240	\$15,470.74	\$3,932.06	\$11,538.68	\$773.52	\$10,765.16	\$0.00
406 Capital Labor	12/31/08	240	\$4,340.58	\$1,103.37	\$3,237.21	\$217.02	\$3,020.19	\$0.00
479 stock ordered - 2009	12/31/09	240	\$5,815.13	\$1,187.27	\$4,627.86	\$290.76	\$4,337.10	\$0.00
482 Capital Labor	12/31/09	240	\$1,602.78	\$327.31	\$1,275.47	\$80.16	\$1,195.31	\$0.00

Asset	Dep From Date	Service Life	Item Cost	Prior Dep. Amount	Beginning Value	Total Selected Dep. Amount	Ending Value	Salvage Value
510 stock - 2010	12/31/10	240	\$12,322.36	\$1,899.58	\$10,422.78	\$616.08	\$9,806.70	\$0.00
530 CAPITALIZED PAYROLL-SERVICES	12/31/10	240	\$1,874.00	\$288.97	\$1,585.03	\$93.72	\$1,491.31	\$0.00
537 SERVICES	12/31/11	240	\$7,424.44	\$773.41	\$6,651.03	\$371.22	\$6,279.81	\$0.00
538 CAPITALIZED PAYROLL	12/31/11	240	\$1,722.47	\$179.50	\$1,542.97	\$86.16	\$1,456.81	\$0.00
565 Services	12/31/12	240	\$11,180.75	\$605.67	\$10,575.08	\$559.08	\$10,016.00	\$0.00
566 Capitalized Payroll	12/31/12	240	\$1,289.70	\$69.81	\$1,219.89	\$64.44	\$1,155.45	\$0.00
600 Services	12/31/13	240	\$9,590.06	\$39.96	\$9,550.10	\$479.52	\$9,070.58	\$0.00
601 Capitalized Payroll	12/31/13	240	\$1,325.06	\$5.52	\$1,319.54	\$66.24	\$1,253.30	\$0.00
640 Services	12/31/14	240	\$21,697.50	\$0.00	\$21,697.50	\$90.41	\$21,607.09	\$0.00
641 Capitalized Payroll	12/31/14	240	\$2,497.96	\$0.00	\$2,497.96	\$10.41	\$2,487.55	\$0.00
Totals For Group 3334 Services			\$527,082.26	\$329,606.42	\$197,475.84	\$18,177.20	\$179,298.64	\$0.00

Asset	Dep From Date	Service Life	Item Cost	Prior Dep. Amount	Beginning Value	Total Selected Dep. Amount	Ending Value	Salvage Value
Asset Group 3344 Meters & Meter Installation								
209 Meters	01/01/85	240	\$9,790.00	\$9,790.00	\$0.00	\$0.00	\$0.00	\$0.00
210 Meters	06/30/86	240	\$16,414.00	\$16,414.00	\$0.00	\$0.00	\$0.00	\$0.00
211 Meters	07/01/87	240	\$15,526.00	\$15,526.00	\$0.00	\$0.00	\$0.00	\$0.00
212 Meters	07/01/89	240	\$11,330.00	\$11,330.00	\$0.00	\$0.00	\$0.00	\$0.00
213 Meters	01/01/90	240	\$12,138.00	\$12,138.00	\$0.00	\$0.00	\$0.00	\$0.00
214 Meters	01/01/91	240	\$16,335.00	\$16,335.00	\$0.00	\$0.00	\$0.00	\$0.00
215 Meters	01/01/91	240	\$18,737.00	\$18,737.00	\$0.00	\$0.00	\$0.00	\$0.00
216 Meters	01/01/94	240	\$23,528.00	\$23,528.00	\$0.00	\$0.00	\$0.00	\$0.00
217 Meters	01/01/94	240	\$17,439.00	\$17,439.00	\$0.00	\$0.00	\$0.00	\$0.00
218 Meters	01/01/95	240	\$34,714.00	\$32,978.26	\$1,735.74	\$1,735.74	\$0.00	\$0.00
219 Meters	07/01/96	240	\$54,114.00	\$47,349.75	\$6,764.25	\$2,705.70	\$4,058.55	\$0.00
220 1997 Additions	12/31/97	240	\$19,722.00	\$15,859.77	\$3,862.23	\$986.11	\$2,876.12	\$0.00
221 1998 Additions	12/31/98	240	\$18,280.00	\$13,786.26	\$4,493.74	\$913.99	\$3,579.75	\$0.00
222 Capitalized Labor	12/31/98	240	\$3,944.00	\$2,974.33	\$969.67	\$197.22	\$772.45	\$0.00
223 1999 Meters	12/31/99	240	\$19,066.00	\$13,425.40	\$5,640.60	\$953.34	\$4,687.26	\$0.00
224 Capitalized Labor	12/31/99	240	\$6,499.00	\$4,576.52	\$1,922.48	\$324.96	\$1,597.52	\$0.00
225 Capitalized Labor	12/31/00	240	\$4,599.00	\$3,008.30	\$1,590.70	\$229.99	\$1,360.71	\$0.00
226 Meter Installations	12/31/00	240	\$11,114.00	\$7,270.67	\$3,843.33	\$555.67	\$3,287.66	\$0.00
227 Meter Installations	12/31/01	240	\$11,795.00	\$7,126.23	\$4,668.77	\$589.74	\$4,079.03	\$0.00
228 Meter Installations	12/31/01	240	\$2,221.00	\$1,341.78	\$879.22	\$111.05	\$768.17	\$0.00
229 Capitalized Labor	12/31/01	240	\$5,030.00	\$3,039.20	\$1,990.80	\$251.52	\$1,739.28	\$0.00
230 Meter Installations	12/31/02	240	\$11,581.00	\$4,391.14	\$7,189.86	\$806.34	\$6,383.52	\$0.00
231 Capital Labor	12/31/03	240	\$4,145.00	\$2,089.67	\$2,055.33	\$207.24	\$1,848.09	\$0.00
233 Capital Labor	12/31/02	240	\$4,098.00	\$2,270.97	\$1,827.03	\$204.90	\$1,622.13	\$0.00
234 Meter Installations	12/31/03	240	\$11,638.00	\$5,867.29	\$5,770.71	\$581.88	\$5,188.83	\$0.00
235 Capital Labor	12/31/04	240	\$4,949.00	\$2,247.58	\$2,701.42	\$247.44	\$2,453.98	\$0.00
236 Meter Installations	12/31/04	240	\$9,222.00	\$4,188.33	\$5,033.67	\$461.09	\$4,572.58	\$0.00
237 Meter Installations	12/31/05	240	\$28,386.00	\$11,472.67	\$16,913.33	\$1,419.30	\$15,494.03	\$0.00
238 Capital Labor	12/31/05	240	\$5,310.00	\$2,146.13	\$3,163.87	\$265.50	\$2,898.37	\$0.00
371 Meter Installations	12/31/06	240	\$22,837.55	\$8,088.53	\$14,749.02	\$1,141.86	\$13,607.16	\$0.00
372 Capital Labor	12/31/06	240	\$3,693.33	\$1,308.15	\$2,385.18	\$184.68	\$2,200.50	\$0.00
386 Meter Installation	12/31/07	240	\$10,104.09	\$3,073.30	\$7,030.79	\$505.20	\$6,525.59	\$0.00
395 Capital Labor	12/31/07	240	\$3,316.18	\$1,008.86	\$2,307.32	\$165.84	\$2,141.48	\$0.00
400 Meter Installation	12/31/08	240	\$9,608.61	\$2,442.35	\$7,166.26	\$480.42	\$6,685.84	\$0.00
407 Capital Labor	12/31/08	240	\$4,324.25	\$1,099.22	\$3,225.03	\$216.24	\$3,008.79	\$0.00
480 Meters	12/31/09	240	\$4,328.08	\$883.47	\$3,444.61	\$216.36	\$3,228.25	\$0.00
483 Capital Labor	12/31/09	240	\$3,211.35	\$655.62	\$2,555.73	\$160.56	\$2,395.17	\$0.00
511 stock - 2010	12/31/10	240	\$16,154.04	\$2,490.47	\$13,663.57	\$807.72	\$12,855.85	\$0.00
531 CAPITALIZED PAYROLL-METERS &	12/31/10	240	\$5,978.00	\$921.67	\$5,056.33	\$298.92	\$4,757.41	\$0.00
539 METERS	12/31/11	240	\$11,132.96	\$1,159.75	\$9,973.21	\$556.68	\$9,416.53	\$0.00

Asset	Dep From Date	Service Life	Item Cost	Prior Dep. Amount	Beginning Value	Total Selected Dep. Amount	Ending Value	Salvage Value
540 CAPITALIZED PAYROLL	12/31/11	240	\$5,423.95	\$565.00	\$4,858.95	\$271.20	\$4,587.75	\$0.00
567 Meters	12/31/12	240	\$7,239.27	\$392.08	\$6,847.19	\$361.92	\$6,485.27	\$0.00
568 Capitalized Payroll	12/31/12	240	\$2,087.85	\$113.10	\$1,974.75	\$104.40	\$1,870.35	\$0.00
602 Meters and Meter Installations	12/31/13	240	\$61,729.38	\$257.21	\$61,472.17	\$3,086.52	\$58,385.65	\$0.00
603 Capitalized Payroll	12/31/13	240	\$1,225.67	\$5.11	\$1,220.56	\$61.32	\$1,159.24	\$0.00
642 Meters and Meter Installations	12/31/14	240	\$83,419.54	\$0.00	\$83,419.54	\$347.58	\$83,071.96	\$0.00
643 Capitalized Payroll	12/31/14	240	\$1,053.04	\$0.00	\$1,053.04	\$4.39	\$1,048.65	\$0.00
Totals For Group 3344 Meters & Meter Installation			\$668,531.14	\$353,111.14	\$315,420.00	\$22,720.53	\$292,699.47	\$0.00

Asset	Dep From Date	Service Life	Item Cost	Prior Dep. Amount	Beginning Value	Total Selected Dep. Amount	Ending Value	Salvage Value
Asset Group 3354 Hydrants								
239 Hydrants	01/01/84	240	\$1,282.00	\$1,282.00	\$0.00	\$0.00	\$0.00	\$0.00
240 Hydrants	01/01/85	240	\$499.00	\$499.00	\$0.00	\$0.00	\$0.00	\$0.00
241 Hydrants	01/01/87	240	\$977.00	\$977.00	\$0.00	\$0.00	\$0.00	\$0.00
242 Hydrants	07/01/89	240	\$2,142.00	\$2,142.00	\$0.00	\$0.00	\$0.00	\$0.00
243 Hydrants	01/01/90	240	\$3,098.00	\$3,098.00	\$0.00	\$0.00	\$0.00	\$0.00
244 Hydrants	01/01/91	240	\$177.00	\$177.00	\$0.00	\$0.00	\$0.00	\$0.00
245 Hydrants	01/01/92	240	\$136.00	\$136.00	\$0.00	\$0.00	\$0.00	\$0.00
246 Hydrants	01/01/93	240	\$1,159.00	\$1,159.00	\$0.00	\$0.00	\$0.00	\$0.00
247 Hydrants	01/01/94	240	\$3,192.00	\$3,192.00	\$0.00	\$0.00	\$0.00	\$0.00
248 Hydrants	01/01/95	240	\$1,561.00	\$1,482.94	\$78.06	\$78.06	\$0.00	\$0.00
249 Hydrants	07/01/96	240	\$5,153.00	\$4,508.75	\$644.25	\$257.70	\$386.55	\$0.00
250 Hydrants	12/31/97	240	\$1,395.00	\$1,121.70	\$273.30	\$69.78	\$203.52	\$0.00
251 Hydrants	12/31/98	240	\$7,888.00	\$5,948.97	\$1,939.03	\$394.38	\$1,544.65	\$0.00
252 Hydrants	12/31/99	240	\$6,790.00	\$4,781.06	\$2,008.94	\$339.54	\$1,669.40	\$0.00
253 Hydrants	12/31/02	240	\$1,159.00	\$642.39	\$516.61	\$57.96	\$458.65	\$0.00
254 Hydrants	12/31/03	240	\$222.00	\$111.93	\$110.07	\$11.10	\$98.97	\$0.00
255 Hydrants	12/31/04	240	\$7,141.00	\$3,243.09	\$3,897.91	\$357.06	\$3,540.85	\$0.00
256 Hydrants	12/31/05	240	\$1,926.00	\$778.42	\$1,147.58	\$96.31	\$1,051.27	\$0.00
373 Hydrants	12/31/06	240	\$5,771.93	\$2,044.25	\$3,727.68	\$288.60	\$3,439.08	\$0.00
541 HYDRANTS	12/31/11	240	\$701.66	\$73.00	\$628.66	\$35.04	\$593.62	\$0.00
558 HYDRANTS	01/01/11	240	\$18,150.00	\$2,722.50	\$15,427.50	\$907.50	\$14,520.00	\$0.00
623 2 Fire Hydrants	10/11/13	240	\$6,550.00	\$81.87	\$6,468.13	\$327.48	\$6,140.65	\$0.00
Totals For Group 3354 Hydrants			\$77,070.59	\$40,202.87	\$36,867.72	\$3,220.51	\$33,647.21	\$0.00

Asset	Dep From Date	Service Life	Item Cost	Prior Dep. Amount	Beginning Value	Total Selected Dep. Amount	Ending Value	Salvage Value
Asset Group 3394 Plant & Misc Equip								
257 Power Operated Equipment	01/01/93	120	\$10,090.00	\$10,090.00	\$0.00	\$0.00	\$0.00	\$0.00
258 MISC Equipment	01/01/90	120	\$432.00	\$432.00	\$0.00	\$0.00	\$0.00	\$0.00
259 MISC Equipment	01/01/91	120	\$2,163.00	\$2,163.00	\$0.00	\$0.00	\$0.00	\$0.00
260 MISC Equipment	01/01/94	120	\$373.00	\$373.00	\$0.00	\$0.00	\$0.00	\$0.00
261 MISC Equipment	01/01/95	120	\$5,204.00	\$5,204.00	\$0.00	\$0.00	\$0.00	\$0.00
262 MISC Equipment	07/01/96	120	\$2,423.00	\$2,423.00	\$0.00	\$0.00	\$0.00	\$0.00
263 1997 Additions	12/31/97	120	\$445.00	\$445.00	\$0.00	\$0.00	\$0.00	\$0.00
264 1998 Additions	12/31/98	120	\$1,314.00	\$1,314.00	\$0.00	\$0.00	\$0.00	\$0.00
265 1999 Additions	12/31/99	120	\$2,260.00	\$2,260.00	\$0.00	\$0.00	\$0.00	\$0.00
266 Power Operated Equipment	12/31/00	120	\$748.00	\$748.00	\$0.00	\$0.00	\$0.00	\$0.00
267 Other Plant Equipment	12/31/01	120	\$7,953.00	\$7,953.00	\$0.00	\$0.00	\$0.00	\$0.00
268 GLI Equipment	01/20/02	120	\$26,946.00	\$26,946.00	\$0.00	\$0.00	\$0.00	\$0.00
269 DRILL	01/30/02	60	\$178.00	\$178.00	\$0.00	\$0.00	\$0.00	\$0.00
270 Standards Book	02/05/02	60	\$408.00	\$408.00	\$0.00	\$0.00	\$0.00	\$0.00
271 Computer	06/05/02	60	\$668.00	\$668.00	\$0.00	\$0.00	\$0.00	\$0.00
272 Excel Program	09/06/02	60	\$320.00	\$320.00	\$0.00	\$0.00	\$0.00	\$0.00
273 Backflow Preventor	11/27/02	60	\$112.00	\$112.00	\$0.00	\$0.00	\$0.00	\$0.00
274 MISC Equipment	12/31/03	120	\$1,009.00	\$1,009.00	\$0.00	\$0.00	\$0.00	\$0.00
275 Generators (2)	07/14/04	180	\$20,800.00	\$13,173.37	\$7,626.63	\$1,386.66	\$6,239.97	\$0.00
276 MISC Equipment	12/31/04	60	\$5,647.00	\$5,647.00	\$0.00	\$0.00	\$0.00	\$0.00
277 MISC Equipment	12/31/05	60	\$3,389.00	\$3,389.00	\$0.00	\$0.00	\$0.00	\$0.00
278 Computer	12/31/05	60	\$710.00	\$710.00	\$0.00	\$0.00	\$0.00	\$0.00
374 8 - 1550 Gallon Tanks	02/06/06	120	\$9,062.00	\$7,174.13	\$1,887.87	\$906.18	\$981.69	\$0.00
375 Misc. Equipment	09/30/06	120	\$2,396.01	\$1,757.13	\$638.88	\$239.58	\$399.30	\$0.00
387 Backup System/Printer	10/02/07	60	\$1,982.50	\$1,982.50	\$0.00	\$0.00	\$0.00	\$0.00
388 Dell Computer	10/10/07	60	\$409.60	\$409.60	\$0.00	\$0.00	\$0.00	\$0.00
401 Misc Equipment	12/31/08	120	\$4,384.79	\$2,228.94	\$2,155.85	\$438.48	\$1,717.37	\$0.00
412 router	01/16/09	60	\$72.01	\$72.01	\$0.00	\$0.00	\$0.00	\$0.00
512 table/4 chairs	06/08/10	120	\$40.00	\$14.21	\$25.79	\$4.02	\$21.77	\$0.00
513 desk/file cabinet	08/05/10	120	\$100.00	\$34.04	\$65.96	\$10.02	\$55.94	\$0.00
542 WET DRY VAC	04/30/11	60	\$87.28	\$48.00	\$39.28	\$17.46	\$21.82	\$0.00
543 STIHL FS90 WEEDEATER	05/31/11	60	\$310.22	\$165.44	\$144.78	\$62.04	\$82.74	\$0.00
544 LAPTOP COMPUTER	08/12/11	60	\$1,047.93	\$506.51	\$541.42	\$209.58	\$331.84	\$0.00
545 TV LCD 27"	09/29/11	60	\$429.99	\$200.71	\$229.28	\$85.98	\$143.30	\$0.00
546 200 GAL VERTICAL STORAGE TANK	09/08/11	120	\$613.00	\$143.08	\$469.92	\$61.32	\$408.60	\$0.00
572 Tme Clock	03/14/12	120	\$499.99	\$91.74	\$408.25	\$50.04	\$358.21	\$0.00
573 Laser Fax/Copier	04/18/12	120	\$221.34	\$38.69	\$182.65	\$22.14	\$160.51	\$0.00
574 FS 90 Trimmer	08/31/12	120	\$319.95	\$45.39	\$274.56	\$32.04	\$242.52	\$0.00
575 Security System	09/12/12	120	\$4,795.00	\$639.36	\$4,155.64	\$479.52	\$3,676.12	\$0.00
576 Microsoft Software	10/08/12	60	\$149.99	\$37.50	\$112.49	\$30.00	\$82.49	\$0.00

Asset	Dep From Date	Service Life	Item Cost	Prior Dep. Amount	Beginning Value	Total Selected Dep. Amount	Ending Value	Salvage Value
577 Filing Cabinet	11/15/12	120	\$179.39	\$20.92	\$158.47	\$17.94	\$140.53	\$0.00
604 Pressure Washer	01/31/13	60	\$218.97	\$43.80	\$175.17	\$43.80	\$131.37	\$0.00
605 Minuteman Auto Scrubber	03/19/13	60	\$1,700.44	\$283.40	\$1,417.04	\$340.08	\$1,076.96	\$0.00
606 26HP Kohler Riding Mower	05/31/13	60	\$2,703.70	\$360.48	\$2,343.22	\$540.72	\$1,802.50	\$0.00
607 Signs	06/30/13	120	\$1,775.94	\$103.60	\$1,672.34	\$177.60	\$1,494.74	\$0.00
644 Chemical Mixer	03/31/14	60	\$1,224.28	\$0.00	\$1,224.28	\$204.03	\$1,020.25	\$0.00
645 Air Tank Cylinder	02/28/14	60	\$397.53	\$0.00	\$397.53	\$72.91	\$324.62	\$0.00
646 Fire Extinguisher	02/28/14	60	\$292.00	\$0.00	\$292.00	\$53.57	\$238.43	\$0.00
Totals For Group 3394 Plant & Misc Equip			\$129,005.85	\$102,366.55	\$26,639.30	\$5,485.71	\$21,153.59	\$0.00

Asset	Dep From Date	Service Life	Item Cost	Prior Dep. Amount	Beginning Value	Total Selected Dep. Amount	Ending Value	Salvage Value
Asset Group 3405 Office Furniture & Equipment								
279 Office Furniture	01/01/90	240	\$2,146.00	\$2,146.00	\$0.00	\$0.00	\$0.00	\$0.00
280 Office Furniture	01/01/91	240	\$22,425.00	\$22,425.00	\$0.00	\$0.00	\$0.00	\$0.00
281 Office Furniture	01/01/92	240	\$6,920.00	\$6,920.00	\$0.00	\$0.00	\$0.00	\$0.00
282 Office Furniture	01/01/93	240	\$8,251.00	\$8,251.00	\$0.00	\$0.00	\$0.00	\$0.00
283 Office Furniture	01/01/94	240	\$3,482.00	\$3,482.00	\$0.00	\$0.00	\$0.00	\$0.00
284 Office Furniture	01/01/95	240	\$5,488.00	\$5,213.62	\$274.38	\$274.38	\$0.00	\$0.00
285 Office Furniture	07/01/96	120	\$13,347.00	\$13,347.00	\$0.00	\$0.00	\$0.00	\$0.00
286 1997 Additions	12/31/97	120	\$3,350.00	\$3,350.00	\$0.00	\$0.00	\$0.00	\$0.00
287 CRI Computer	01/01/98	240	\$9,650.00	\$7,720.16	\$1,929.84	\$482.46	\$1,447.38	\$0.00
288 1998 Additions	12/31/98	120	\$5,247.00	\$5,247.00	\$0.00	\$0.00	\$0.00	\$0.00
289 1999 Additions	12/31/99	120	\$22,841.00	\$22,841.00	\$0.00	\$0.00	\$0.00	\$0.00
290 Office Equipment	12/31/00	120	\$1,717.00	\$1,717.00	\$0.00	\$0.00	\$0.00	\$0.00
291 Office Equipment	12/31/01	120	\$3,427.00	\$3,427.00	\$0.00	\$0.00	\$0.00	\$0.00
292 Timeclock	05/03/02	120	\$660.00	\$660.00	\$0.00	\$0.00	\$0.00	\$0.00
293 Chair	05/08/02	120	\$64.00	\$64.00	\$0.00	\$0.00	\$0.00	\$0.00
294 Cannon Copier	08/01/02	120	\$2,680.00	\$2,680.00	\$0.00	\$0.00	\$0.00	\$0.00
295 Battery Unit	10/29/02	120	\$218.00	\$218.00	\$0.00	\$0.00	\$0.00	\$0.00
296 Compaq Computer	10/30/02	120	\$1,990.00	\$1,990.00	\$0.00	\$0.00	\$0.00	\$0.00
297 File Cabinet	12/17/02	120	\$149.00	\$149.00	\$0.00	\$0.00	\$0.00	\$0.00
298 Kodak Camera	12/27/02	120	\$232.00	\$232.00	\$0.00	\$0.00	\$0.00	\$0.00
299 Upright Vacuum	02/25/03	120	\$215.00	\$215.00	\$0.00	\$0.00	\$0.00	\$0.00
300 Printer & Antivirus	03/21/03	120	\$222.00	\$222.00	\$0.00	\$0.00	\$0.00	\$0.00
301 Computer	06/10/03	120	\$1,068.00	\$1,068.00	\$0.00	\$0.00	\$0.00	\$0.00
302 File Cabinets	08/12/03	120	\$154.00	\$154.00	\$0.00	\$0.00	\$0.00	\$0.00
303 File Cabinets	10/14/03	120	\$307.00	\$307.00	\$0.00	\$0.00	\$0.00	\$0.00
304 File Cabinets	01/10/04	120	\$461.00	\$461.00	\$0.00	\$0.00	\$0.00	\$0.00
305 Software Update	05/11/04	120	\$3,910.00	\$3,779.66	\$130.34	\$130.34	\$0.00	\$0.00
306 Hardware Update	05/11/04	120	\$7,323.00	\$7,078.90	\$244.10	\$244.10	\$0.00	\$0.00
307 Conference Table	06/04/04	120	\$3,300.00	\$3,162.50	\$137.50	\$137.50	\$0.00	\$0.00
308 Desk/Bookcase	06/06/04	120	\$425.00	\$407.27	\$17.73	\$17.73	\$0.00	\$0.00
309 Site Network Setup	06/18/04	120	\$1,965.00	\$1,883.13	\$81.87	\$81.87	\$0.00	\$0.00
310 Chairs/Bookcases	06/18/04	120	\$396.00	\$379.50	\$16.50	\$16.50	\$0.00	\$0.00
311 Hardware Update	07/13/04	120	\$7,423.00	\$7,051.87	\$371.13	\$371.13	\$0.00	\$0.00
312 Receipt Printer	07/13/04	120	\$831.00	\$789.45	\$41.55	\$41.55	\$0.00	\$0.00
313 Screen Protectors	07/13/04	120	\$274.00	\$260.29	\$13.71	\$13.71	\$0.00	\$0.00
314 Workstations	08/17/04	120	\$1,652.00	\$1,555.65	\$96.35	\$96.35	\$0.00	\$0.00
315 Screen Protectors	09/02/04	120	\$96.00	\$89.60	\$6.40	\$6.40	\$0.00	\$0.00
316 File Cabinets	10/20/04	120	\$298.00	\$275.64	\$22.36	\$22.36	\$0.00	\$0.00
317 2 Unitech Handhelds	12/14/04	120	\$5,665.00	\$5,145.75	\$519.25	\$519.25	\$0.00	\$0.00
318 Software Update	12/14/04	120	\$1,215.00	\$1,103.63	\$111.37	\$111.37	\$0.00	\$0.00

Asset	Dep From Date	Service Life	Item Cost	Prior Dep. Amount	Beginning Value	Total Selected Dep. Amount	Ending Value	Salvage Value
319 Software Conversion	05/10/05	60	\$2,625.00	\$2,625.00	\$0.00	\$0.00	\$0.00	\$0.00
320 Office Furniture	06/30/05	120	\$4,370.00	\$3,750.94	\$619.06	\$436.98	\$182.08	\$0.00
376 Web Page Setup	11/30/06	36	\$6,058.00	\$6,058.00	\$0.00	\$0.00	\$0.00	\$0.00
377 Software	10/31/06	60	\$3,662.50	\$3,662.50	\$0.00	\$0.00	\$0.00	\$0.00
378 Office Furniture	05/11/06	120	\$4,396.80	\$3,370.88	\$1,025.92	\$439.68	\$586.24	\$0.00
389 Office Furniture	05/18/07	120	\$1,042.47	\$695.07	\$347.40	\$104.22	\$243.18	\$0.00
402 Office Furniture	06/30/08	120	\$7,827.79	\$4,370.41	\$3,457.38	\$782.76	\$2,674.62	\$0.00
409 2-computer work stations	01/21/10	120	\$3,052.77	\$1,221.12	\$1,831.65	\$305.28	\$1,526.37	\$0.00
414 3 - desks	03/09/09	120	\$584.97	\$282.72	\$302.25	\$58.50	\$243.75	\$0.00
415 flag	06/29/09	120	\$98.00	\$45.03	\$52.97	\$9.78	\$43.19	\$0.00
416 chair and stool	06/09/09	120	\$162.95	\$74.80	\$88.15	\$16.32	\$71.83	\$0.00
417 L-shaped desk/hutch	06/19/09	120	\$1,875.00	\$859.38	\$1,015.62	\$187.50	\$828.12	\$0.00
418 computer/chair	08/20/09	120	\$562.91	\$262.42	\$300.49	\$53.82	\$246.67	\$0.00
458 table top/folding table	02/08/10	120	\$129.46	\$50.76	\$78.70	\$12.96	\$65.74	\$0.00
461 2-tables	02/08/10	120	\$87.98	\$34.33	\$53.65	\$8.82	\$44.83	\$0.00
484 Compaq computer	06/02/09	120	\$369.99	\$169.47	\$200.52	\$37.01	\$163.51	\$0.00
514 external hard drive	01/19/10	120	\$109.99	\$44.11	\$65.88	\$10.98	\$54.90	\$0.00
515 printer cable/ink#80	01/21/10	120	\$249.90	\$99.84	\$150.06	\$24.96	\$125.10	\$0.00
517 receipt printer	12/31/10	120	\$531.46	\$163.91	\$367.55	\$53.16	\$314.39	\$0.00
519 letter opener - electric	07/12/10	120	\$1,999.99	\$700.12	\$1,299.87	\$199.98	\$1,099.89	\$0.00
520 HP deskjet printer	09/14/10	120	\$49.00	\$16.40	\$32.60	\$4.92	\$27.68	\$0.00
521 cash drawer	03/04/10	120	\$325.00	\$124.66	\$200.34	\$32.52	\$167.82	\$0.00
547 3 1/2 TON A/C UNIT	04/18/11	120	\$2,900.00	\$797.61	\$2,102.39	\$290.01	\$1,812.38	\$0.00
548 LASER PRINTER	04/21/11	120	\$112.98	\$31.02	\$81.96	\$11.28	\$70.68	\$0.00
549 2 BLACK FILING CABINETS	04/30/11	120	\$459.98	\$126.39	\$333.59	\$45.96	\$287.63	\$0.00
550 BUNN COFFEE POT	05/31/11	120	\$220.35	\$58.87	\$161.48	\$22.02	\$139.46	\$0.00
551 ROUTER E2500	07/22/11	60	\$115.98	\$57.93	\$58.05	\$23.22	\$34.83	\$0.00
578 Security System	01/12/12	120	\$2,499.00	\$499.80	\$1,999.20	\$249.90	\$1,749.30	\$0.00
579 Phone System	01/31/12	120	\$5,168.30	\$1,033.68	\$4,134.62	\$516.84	\$3,617.78	\$0.00
580 Scanner	03/26/12	120	\$99.99	\$18.26	\$81.73	\$9.96	\$71.77	\$0.00
581 Electric Feeders for Office Generator	05/22/12	120	\$1,850.00	\$308.40	\$1,541.60	\$185.04	\$1,356.56	\$0.00
582 Shredder	06/27/12	60	\$149.99	\$47.50	\$102.49	\$30.00	\$72.49	\$0.00
583 5 Filing Cabinets	12/31/12	120	\$1,299.95	\$140.79	\$1,159.16	\$129.96	\$1,029.20	\$0.00
608 Dell Drafting Computer	05/31/13	120	\$1,220.07	\$81.36	\$1,138.71	\$122.04	\$1,016.67	\$0.00
609 Mapping Software	06/30/13	60	\$1,236.00	\$144.20	\$1,091.80	\$247.20	\$844.60	\$0.00
610 8 Dell Computers	07/10/13	120	\$6,927.68	\$346.38	\$6,581.30	\$692.76	\$5,888.54	\$0.00
611 3 Epson Printers	07/10/13	120	\$2,409.72	\$120.48	\$2,289.24	\$240.96	\$2,048.28	\$0.00
612 Power Edge T320 Server	07/10/13	120	\$6,256.90	\$312.84	\$5,944.06	\$625.68	\$5,318.38	\$0.00
613 3 Desks - Front Office	09/30/13	120	\$907.74	\$30.24	\$877.50	\$90.74	\$786.76	\$0.00
614 Drafting Printer	11/27/13	120	\$334.90	\$5.58	\$329.32	\$33.48	\$295.84	\$0.00
615 (2) 6 Shelf File Cabinets	11/30/13	120	\$1,579.98	\$26.34	\$1,553.64	\$158.04	\$1,395.60	\$0.00

Asset	Dep From Date	Service Life	Item Cost	Prior Dep. Amount	Beginning Value	Total Selected Dep. Amount	Ending Value	Salvage Value
616 HP LaserJet Pro 400 Printer	12/11/13	120	\$399.99	\$3.33	\$396.66	\$39.96	\$356.70	\$0.00
617 Blinds - Front Office	07/31/13	120	\$359.99	\$18.00	\$341.99	\$36.00	\$305.99	\$0.00
647 4 Desk Chairs	01/31/14	120	\$364.60	\$0.00	\$364.60	\$36.48	\$328.12	\$0.00
648 Dell Tablet	02/28/14	60	\$299.99	\$0.00	\$299.99	\$55.00	\$244.99	\$0.00
649 Dell Laptop computer	03/31/14	60	\$351.13	\$0.00	\$351.13	\$58.50	\$292.63	\$0.00
650 Printer	07/07/14	120	\$199.99	\$0.00	\$199.99	\$10.02	\$189.97	\$0.00
651 Mapping System	07/14/14	120	\$13,069.74	\$0.00	\$13,069.74	\$653.46	\$12,416.28	\$0.00
652 Computer	11/13/14	120	\$582.94	\$0.00	\$582.94	\$9.72	\$573.22	\$0.00
Totals For Group 3405 Office Furniture &			\$243,033.81	\$180,360.49	\$62,673.32	\$9,971.38	\$52,701.94	\$0.00

Asset	Dep From Date	Service Life	Item Cost	Prior Dep. Amount	Beginning Total Value	Selected Dep. Amount	Ending Value	Salvage Value	
Asset Group 3415 Transportation Equipment									
323	1978	Dump Truck - C 60	06/16/86	60	\$15,000.00	\$15,000.00	\$0.00	\$0.00	\$0.00
324	1988	Chevy 2 Ton - C 70	03/11/88	60	\$19,986.00	\$19,986.00	\$0.00	\$0.00	\$0.00
328	1999	Ford Ranger - Mobile 4	05/06/99	60	\$12,689.00	\$12,689.00	\$0.00	\$0.00	\$0.00
329	2004	Dodge 4x4 - Mobile 3	03/19/04	60	\$17,534.00	\$17,534.00	\$0.00	\$0.00	\$0.00
330	2004	Dodge 2x2 - Mobile 7	03/19/04	60	\$15,049.00	\$15,049.00	\$0.00	\$0.00	\$0.00
331	2004	Dodge 2x2 - Mobile 8	03/19/04	60	\$15,049.00	\$15,049.00	\$0.00	\$0.00	\$0.00
411	2008	F250 FORD (SERVICE TRUCK) #2	03/02/09	60	\$26,377.53	\$25,498.28	\$879.25	\$879.25	\$0.00
584	2012	Ford F-150 Truck	04/09/12	60	\$26,399.92	\$9,240.00	\$17,159.92	\$5,280.00	\$11,879.92
618	2013	Ford F-150 w/ Light Bar	04/18/13	60	\$16,006.95	\$2,401.02	\$13,605.93	\$3,201.36	\$10,404.57
653	Restoration-88	Chevy C70 Rollback	10/27/14	60	\$7,232.60	\$0.00	\$7,232.60	\$361.62	\$6,870.98
Totals For Group 3415 Transportation Equipment					\$171,324.00	\$132,446.30	\$38,877.70	\$9,722.23	\$29,155.47
								\$0.00	

Asset	Dep From Date	Service Life	Item Cost	Prior Dep. Amount	Beginning Value	Total Selected Dep. Amount	Ending Value	Salvage Value
Asset Group 3435 Tools & Shop Equipment								
333 Tools and Shop Equipment	01/01/91	120	\$2,730.00	\$2,730.00	\$0.00	\$0.00	\$0.00	\$0.00
334 Tool and Shop Equipment	01/01/94	120	\$3,316.00	\$3,316.00	\$0.00	\$0.00	\$0.00	\$0.00
335 Tools and Shop Equipment	01/01/95	120	\$3,610.00	\$3,610.00	\$0.00	\$0.00	\$0.00	\$0.00
336 Tools and Shop Equipment	07/01/96	120	\$316.00	\$316.00	\$0.00	\$0.00	\$0.00	\$0.00
337 1997 Additions	12/31/97	120	\$172.00	\$172.00	\$0.00	\$0.00	\$0.00	\$0.00
338 Tool and Shop Equipment	12/31/00	120	\$6,600.00	\$6,600.00	\$0.00	\$0.00	\$0.00	\$0.00
339 Battery Charger	03/18/02	120	\$150.00	\$150.00	\$0.00	\$0.00	\$0.00	\$0.00
340 Lawn Mower	04/24/02	60	\$139.00	\$139.00	\$0.00	\$0.00	\$0.00	\$0.00
341 Weedeater	07/23/02	60	\$200.00	\$200.00	\$0.00	\$0.00	\$0.00	\$0.00
342 Meter Vise	08/19/02	120	\$375.00	\$375.00	\$0.00	\$0.00	\$0.00	\$0.00
343 Shop Equipment	12/31/03	120	\$237.00	\$237.00	\$0.00	\$0.00	\$0.00	\$0.00
379 Tools, Shop Equipment	06/30/06	120	\$2,433.68	\$1,763.35	\$670.33	\$277.37	\$392.96	\$0.00
390 Tools, Shop Equipment	12/31/07	120	\$221.85	\$132.70	\$89.15	\$22.80	\$66.35	\$0.00
403 Hammerhead Mole	04/28/08	120	\$2,340.00	\$1,331.47	\$1,008.53	\$237.30	\$771.23	\$0.00
419 impact driver	04/07/09	24	\$235.00	\$235.00	\$0.00	\$0.00	\$0.00	\$0.00
420 weedeater/string oil	09/08/09	60	\$317.69	\$279.89	\$37.80	\$37.80	\$0.00	\$0.00
422 leaf blower	11/11/09	60	\$99.98	\$83.03	\$16.95	\$16.95	\$0.00	\$0.00
423 wire leads for locator	11/16/09	60	\$225.50	\$187.25	\$38.25	\$38.25	\$0.00	\$0.00
424 metal detector	11/16/09	60	\$100.00	\$83.05	\$16.95	\$16.95	\$0.00	\$0.00
522 weedeater	08/26/11	120	\$129.00	\$31.17	\$97.83	\$12.90	\$84.93	\$0.00
523 trailer 5 x 8	10/22/10	120	\$500.00	\$162.63	\$337.37	\$49.99	\$287.38	\$0.00
552 KOBALT SAW ALL	12/13/11	60	\$84.55	\$35.25	\$49.30	\$16.92	\$32.38	\$0.00
585 Push Mower	03/20/12	60	\$157.94	\$57.86	\$100.08	\$31.57	\$68.51	\$0.00
586 13 Amp Saw	05/31/12	60	\$159.00	\$53.00	\$106.00	\$31.80	\$74.20	\$0.00
587 48" Pipe Wrench	10/08/12	60	\$125.00	\$31.20	\$93.80	\$24.99	\$68.81	\$0.00
588 2" Water/Trash Pump	12/31/12	60	\$971.25	\$210.47	\$760.78	\$194.28	\$566.50	\$0.00
619 Tool Box	01/31/13	120	\$525.00	\$52.50	\$472.50	\$52.50	\$420.00	\$0.00
620 2014 Yamaha Generator	10/17/13	120	\$1,025.00	\$25.62	\$999.38	\$102.48	\$896.90	\$0.00
654 Lawn Mower	03/17/14	60	\$144.00	\$0.00	\$144.00	\$24.00	\$120.00	\$0.00
655 Hammer Head Mole	05/14/14	120	\$3,661.00	\$0.00	\$3,661.00	\$244.08	\$3,416.92	\$0.00
656 Code Reader for Trucks	05/14/14	60	\$139.99	\$0.00	\$139.99	\$18.64	\$121.35	\$0.00
657 Honda Dewatering Pump	06/30/14	60	\$428.00	\$0.00	\$428.00	\$7.13	\$420.87	\$0.00
658 Tubes for reading meters	10/31/14	60	\$166.32	\$0.00	\$166.32	\$8.31	\$158.01	\$0.00
659 Honda Dewatering Pump	06/30/14	60	\$428.00	\$0.00	\$428.00	\$49.91	\$378.09	\$0.00
660 Push Mower	04/30/14	60	\$363.59	\$0.00	\$363.59	\$54.54	\$309.05	\$0.00
Totals For Group 3435 Tools & Shop Equipment			\$32,826.34	\$22,600.44	\$10,225.90	\$1,571.46	\$8,654.44	\$0.00

Asset	Dep From Date	Service Life	Item Cost	Prior Dep. Amount	Beginning Value	Total Selected Dep. Amount	Ending Value	Salvage Value
Asset Group 3445 Laboratory Equipment								
346 Laboratory Equipment	07/01/96	60	\$2,087.00	\$2,087.00	\$0.00	\$0.00	\$0.00	\$0.00
347 1998 Additions	12/31/98	60	\$626.00	\$626.00	\$0.00	\$0.00	\$0.00	\$0.00
348 Laboratory Equipment	12/31/00	120	\$264.00	\$264.00	\$0.00	\$0.00	\$0.00	\$0.00
349 Chlorine Analyzer	05/05/03	120	\$2,760.00	\$2,760.00	\$0.00	\$0.00	\$0.00	\$0.00
350 Hach 2100 Kit	05/30/03	120	\$406.00	\$406.00	\$0.00	\$0.00	\$0.00	\$0.00
351 Lab Equipment	12/31/05	120	\$549.00	\$443.78	\$105.22	\$54.90	\$50.32	\$0.00
352 Software	12/31/05	120	\$5,867.00	\$4,742.42	\$1,124.58	\$586.74	\$537.84	\$0.00
391 Maintenance Program	10/09/07	120	\$2,495.65	\$1,559.88	\$935.77	\$249.53	\$686.24	\$0.00
569 Top Stirrer	01/20/12	120	\$379.31	\$75.84	\$303.47	\$37.92	\$265.55	\$0.00
570 DR 3900 Spectrometer	01/20/12	120	\$3,832.32	\$766.56	\$3,065.76	\$383.22	\$2,682.54	\$0.00
571 Lab Turbidimeter	01/20/12	120	\$3,353.32	\$670.60	\$2,682.72	\$335.34	\$2,347.38	\$0.00
Totals For Group 3445 Laboratory Equipment			\$22,619.60	\$14,402.08	\$8,217.52	\$1,647.65	\$6,569.87	\$0.00

Asset	Dep From Date	Service Life	Item Cost	Prior Dep. Amount	Beginning Value	Total Selected Dep. Amount	Ending Value	Salvage Value
Asset Group 3455 Power Operated Equipment								
589 2007 Case 580 Backhoe	12/15/12	120	\$41,800.00	\$4,528.29	\$37,271.71	\$4,179.96	\$33,091.75	\$0.00
590 Hammer Drill	12/15/12	60	\$132.00	\$28.60	\$103.40	\$26.40	\$77.00	\$0.00
Totals For Group 3455 Power Operated Equipment			\$41,932.00	\$4,556.89	\$37,375.11	\$4,206.36	\$33,168.75	\$0.00

Asset	Dep From Date	Service Life	Item Cost	Prior Dep. Amount	Beginning Value	Total Selected Dep. Amount	Ending Value	Salvage Value
Asset Group 3465 Communication Equipment								
353 Communication Equipment	12/31/00	120	\$7,762.00	\$7,762.00	\$0.00	\$0.00	\$0.00	\$0.00
354 Radio Tower	10/31/01	240	\$7,929.00	\$4,856.74	\$3,072.26	\$396.42	\$2,675.84	\$0.00
355 8 Radios and 1 Microphone	05/13/02	120	\$3,479.00	\$3,479.00	\$0.00	\$0.00	\$0.00	\$0.00
356 Radio Microphone	06/11/02	120	\$1,775.00	\$1,775.00	\$0.00	\$0.00	\$0.00	\$0.00
357 Communication Equipment	11/12/02	120	\$446.00	\$446.00	\$0.00	\$0.00	\$0.00	\$0.00
358 Communication Equipment	12/31/03	120	\$703.00	\$703.00	\$0.00	\$0.00	\$0.00	\$0.00
359 Communication Equipment	12/31/04	120	\$2,345.00	\$2,130.00	\$215.00	\$215.00	\$0.00	\$0.00
360 Communication Equipment	08/18/05	120	\$463.00	\$389.75	\$73.25	\$46.27	\$26.98	\$0.00
392 Phone	04/17/07	60	\$227.99	\$227.99	\$0.00	\$0.00	\$0.00	\$0.00
404 Communication Equip	12/31/08	120	\$1,733.31	\$881.06	\$852.25	\$173.34	\$678.91	\$0.00
413 Nextel cell phone	07/14/09	60	\$59.55	\$54.60	\$4.95	\$4.95	\$0.00	\$0.00
524 cell phones - 2	02/15/10	120	\$209.97	\$82.25	\$127.72	\$21.00	\$106.72	\$0.00
525 cell phones - 2	06/16/10	120	\$99.98	\$35.69	\$64.29	\$10.02	\$54.27	\$0.00
526 phone-swap & upgrade	08/09/10	120	\$349.97	\$119.69	\$230.28	\$34.98	\$195.30	\$0.00
527 radio antenna	09/19/10	120	\$93.20	\$31.20	\$62.00	\$9.30	\$52.70	\$0.00
553 ANTENNA	01/31/11	120	\$93.20	\$28.08	\$65.12	\$9.32	\$55.80	\$0.00
554 MOTOROLA PHONE (OTIS)	04/12/11	60	\$69.99	\$38.53	\$31.46	\$13.99	\$17.47	\$0.00
555 50 AMP POWER SUPPLY	09/30/11	120	\$787.50	\$183.68	\$603.82	\$78.72	\$525.10	\$0.00
Totals For Group 3465 Communication Equipment			\$28,626.66	\$23,224.26	\$5,402.40	\$1,013.31	\$4,389.09	\$0.00

Asset	Dep From Date	Service Life	Item Cost	Prior Dep. Amount	Beginning Total Selected Value	Dep. Amount	Ending Value	Salvage Value
Asset Group 3480 Other Tangible Plant								
621 Cradele for Jett Handheld	12/31/13	120	\$300.00	\$2.50	\$297.50	\$30.00	\$267.50	\$0.00
624 Utility Lines to Aisin Tank	07/02/13	120	\$4,302.76	\$215.16	\$4,087.60	\$430.32	\$3,657.28	\$0.00
625 DMMR Radio Reader	08/31/13	120	\$2,116.13	\$88.15	\$2,027.98	\$211.57	\$1,816.41	\$0.00
626 Masterlink Jett Handheld	08/31/13	120	\$4,057.81	\$169.08	\$3,888.73	\$405.79	\$3,482.94	\$0.00
661 Projector & Tripod	10/31/14	120	\$324.34	\$0.00	\$324.34	\$8.10	\$316.24	\$0.00
Totals For Group 3480 Other Tangible Plant			\$11,101.04	\$474.89	\$10,626.15	\$1,085.78	\$9,540.37	\$0.00

Asset	Dep From Date	Service Life	Item Cost	Prior Dep. Amount	Beginning Value	Total Selected Dep. Amount	Ending Value	Salvage Value
Asset Group 3499 Bond Fees								
361 Bond Fees - KIA Fund	01/01/98	240	\$34,715.00	\$27,772.04	\$6,942.96	\$1,735.74	\$5,207.22	\$0.00
362 Bond Fees - RECD	06/12/98	456	\$10,716.00	\$4,394.50	\$6,321.50	\$282.00	\$6,039.50	\$0.00
Totals For Group 3499 Bond Fees			\$45,431.00	\$32,166.54	\$13,264.46	\$2,017.74	\$11,246.72	\$0.00

Asset	Dep From Date	Service Life	Item Cost	Prior Dep. Amount	Beginning Value	Total Selected Dep. Amount	Ending Value	Salvage Value
Asset Group 3500 Construction in Progress W2125552								
455 permits	07/22/09	1	\$4,900.00	\$4,900.00	\$0.00	\$0.00	\$0.00	\$0.00
456 permits	07/29/09	1	\$216.26	\$216.26	\$0.00	\$0.00	\$0.00	\$0.00
459 permits	09/11/09	1	\$4,900.00	\$4,900.00	\$0.00	\$0.00	\$0.00	\$0.00
460 permits	09/14/09	1	\$4,900.00	\$4,900.00	\$0.00	\$0.00	\$0.00	\$0.00
467 permit	09/29/09	1	\$781.00	\$781.00	\$0.00	\$0.00	\$0.00	\$0.00
468 permit	10/30/09	1	\$594.00	\$594.00	\$0.00	\$0.00	\$0.00	\$0.00
Totals For Group 3500 Construction in Progress			\$16,291.26	\$16,291.26	\$0.00	\$0.00	\$0.00	\$0.00

Asset	Dep From Date	Service Life	Item Cost	Prior Dep. Amount	Beginning Value	Total Selected Dep. Amount	Ending Value	Salvage Value
Report Totals			\$19,480,390.7	\$5,599,833.	\$13,880,557.0	\$523,674.19	\$13,356,882.8	\$0.00

BOND RESOLUTION

LAUREL COUNTY WATER DISTRICT NO. 2

AUTHORIZING

LAUREL COUNTY WATER DISTRICT NO. 2
WATERWORKS REVENUE BONDS, SERIES 1997

IN THE AMOUNT OF

\$545,000

BOND RESOLUTION

RESOLUTION OF THE LAUREL COUNTY WATER DISTRICT NO. 2 OF LAUREL COUNTY, KENTUCKY, AUTHORIZING AND PROVIDING FOR THE ISSUANCE AND SALE OF \$545,000 PRINCIPAL AMOUNT OF LAUREL COUNTY WATER DISTRICT NO. 2 WATERWORKS REVENUE BONDS, SERIES 1997 FOR THE PURPOSE OF FINANCING THE COST (NOT OTHERWISE PROVIDED) OF THE CONSTRUCTION OF EXTENSIONS, ADDITIONS AND IMPROVEMENTS TO THE EXISTING WATERWORKS SYSTEM OF SAID DISTRICT; SETTING FORTH TERMS AND CONDITIONS UPON WHICH SAID BONDS MAY BE ISSUED AND OUTSTANDING; PROVIDING FOR THE COLLECTION, SEGREGATION AND DISTRIBUTION OF THE REVENUES OF SAID WATERWORKS SYSTEM; AND PROVIDING FOR AN ADVERTISED, PUBLIC, COMPETITIVE SALE OF SAID BONDS.

WHEREAS, the waterworks system (the "System") of the Laurel County Water District No. 2 (the "District") is owned and operated by said District pursuant to Chapters 58 and 74 of the Kentucky Revised Statutes (the "Act"), and

WHEREAS, the District presently has outstanding certain Prior Bonds (as hereinafter defined), which Prior Bonds are payable from and secured by a pledge of the revenues derived from the operation of the System, and

WHEREAS, all of the Prior Bonds presently outstanding are current as to payment of both principal and interest, and for the security of which a certain Sinking Fund and certain reserves are being maintained in the manner and by the means prescribed in the Prior Bond Resolution (as hereinafter defined) of the District, authorizing the Prior Bonds, and

WHEREAS, it is the desire and intent of the District at this time to authorize and provide for the issuance of revenue bonds in the principal amount of \$545,000 (the "Current Bonds"), for the purpose of financing the cost (not otherwise provided) of the construction of extensions, additions and improvements to the System of the District, in accordance with plans and specifications prepared by Mayes, Sudderth & Etheredge, Inc. and to prescribe the covenants of the District, the rights of Bondowners and the details of the issuance and sale of the proposed Current Bonds, and

WHEREAS, the District desires and intends that the Current Bonds be issued as second lien bonds, subject to the vested rights and priorities in favor of the owners of the outstanding Prior Bonds, and

WHEREAS, the Public Service Commission of Kentucky has granted to the District a Certificate of Public Convenience and Necessity, authorizing the construction of said extensions, additions and improvements, and

EXHIBIT A

Schedule of Principal Payments

<u>Payment Due</u> <u>January 1,</u>	<u>Principal</u> <u>Payment</u>	<u>Payment Due</u> <u>January 1,</u>	<u>Principal</u> <u>Payment</u>
2000	\$ 5,500	2019	\$13,000
2001	6,000	2020	13,500
2002	6,000	2021	14,500
2003	6,500	2022	15,000
2004	6,500	2023	15,500
2005	7,000	2024	16,500
2006	7,500	2025	17,000
2007	7,500	2026	18,000
2008	8,000	2027	18,500
2009	8,500	2028	19,500
2010	8,500	2029	20,500
2011	9,500	2030	21,000
2012	9,500	2031	22,500
2013	10,000	2032	23,000
2014	10,500	2033	24,500
2015	11,000	2034	25,000
2016	11,500	2035	26,500
2017	12,000	2036	28,000
2018	12,500	2037	29,000

BOND RESOLUTION

LAUREL COUNTY WATER DISTRICT NO. 2

AUTHORIZING

LAUREL COUNTY WATER DISTRICT NO. 2

WATERWORKS REVENUE BONDS, SERIES 2010

IN THE PRINCIPAL AMOUNT OF

\$8,385,000

CONSISTING OF \$6,065,000 OF SERIES A BONDS

AND

\$2,320,000 OF SERIES B BONDS

BOND RESOLUTION

RESOLUTION OF THE LAUREL COUNTY WATER DISTRICT NO. 2 AUTHORIZING AND PROVIDING FOR THE ISSUANCE AND SALE OF \$8,385,000 PRINCIPAL AMOUNT OF LAUREL COUNTY WATER DISTRICT NO. 2 WATERWORKS REVENUE BONDS, SERIES 2010, CONSISTING OF \$6,065,000 OF SERIES A BONDS AND \$2,320,000 OF SERIES B BONDS FOR THE PURPOSE OF FINANCING THE COST (NOT OTHERWISE PROVIDED) OF THE CONSTRUCTION OF EXTENSIONS, ADDITIONS AND IMPROVEMENTS TO THE EXISTING WATERWORKS SYSTEM OF SAID DISTRICT; SETTING FORTH TERMS AND CONDITIONS UPON WHICH SAID BONDS MAY BE ISSUED AND OUTSTANDING; PROVIDING FOR THE COLLECTION, SEGREGATION AND DISTRIBUTION OF THE REVENUES OF SAID WATERWORKS SYSTEM; AND PROVIDING FOR AN ADVERTISED, PUBLIC, COMPETITIVE SALE OF SAID BONDS.

WHEREAS, the waterworks system (the "System") of Laurel County Water District No. 2 (the "District") is owned and operated by said District pursuant to Chapters 58 and 74 of the Kentucky Revised Statutes (the "Act"), and

WHEREAS, the District presently has outstanding certain Prior Bonds (as hereinafter defined), which Prior Bonds are payable from and secured by a pledge of the revenues derived from the operation of the System, and

WHEREAS, all of the Prior Bonds presently outstanding are current as to payment of both principal and interest, and for the security of which a certain Sinking Fund and certain reserves are being maintained in the manner and by the means prescribed in the Prior Bond Resolution (as hereinafter defined) of the District, authorizing the Prior Bonds, and

WHEREAS, it is the desire and intent of the District at this time to authorize and provide for the issuance of revenue bonds in the principal amount of \$8,385,000, consisting of \$6,065,000 of Series A Bonds and \$2,320,000 of Series B Bonds (the "Current Bonds"), for the purpose of financing the cost (not otherwise provided) of the construction of extensions, additions and improvements to the System of the District, in accordance with plans and specifications prepared by MSE of Kentucky, Inc., and to prescribe the covenants of the District, the rights of Bondowners and the details of the issuance and sale of the proposed Current Bonds, and

WHEREAS, the District desires and intends that the Current Bonds be issued on a parity with the Prior RD Bonds, subject to the vested rights and priorities in favor of the owners of the outstanding Prior Bonds, and

EXHIBIT A-1

**Series A Bonds
Schedule of Principal Payments**

<u>* Payment Due January 1</u>	<u>Principal Payment</u>	<u>Payment Due January 1</u>	<u>Principal Payment</u>
2012	\$ 63,000	2031	\$145,500
2013	66,000	2032	152,500
2014	69,000	2033	159,000
2015	72,000	2034	166,500
2016	75,500	2035	174,000
2017	78,500	2036	181,500
2018	82,000	2037	190,000
2019	86,000	2038	198,500
2020	90,000	2039	207,000
2021	94,000	2040	216,500
2022	98,000	2041	226,500
2023	102,500	2042	236,500
2024	107,000	2043	247,000
2025	112,000	2044	258,500
2026	117,000	2045	270,000
2027	122,000	2046	282,000
2028	127,500	2047	294,500
2029	133,500	2048	308,000
2030	139,500	2049	316,000

* Principal payments delayed for 2 years as a result of delay in project

4.125 A₀

EXHIBIT A-1

Series A Bonds

6,065,000

Schedule of Principal Payments

<u>Payment Due</u> <u>January 1</u>	<u>Principal</u> <u>Payment</u>	<u>Int</u>	<u>Payment Due</u> <u>January 1</u>	<u>Principal</u> <u>Payment</u>	<u>Int</u>
2012 ⁴	\$ 63,000	247,583	2032 ³	\$145,500	168,486
2013 ⁵	66,000	244,860	2032 ⁴	152,500	162,195
2014 ⁶	69,000	242,014	2032 ⁵	159,000	155,636
2015 ⁷	72,000	239,044	2032 ⁶	166,500	148,768
2016 ⁸	75,500	235,929	2032 ⁷	174,000	141,591
2017 ⁹	78,500	232,691	2032 ⁸	181,500	134,104
2018 ²⁰	82,000	229,309	2032 ⁹	190,000	126,266
2019 ²¹	86,000	225,761	2032 ¹⁰	198,500	118,078
2020 ²²	90,000	222,049	2032 ¹¹	207,000	109,539
2021 ³	94,000	218,171	2032 ¹²	216,500	100,609
2022 ⁴	98,000	214,129	2042 ³	226,500	91,266
2023 ⁵	102,500	209,901	2042 ⁴	236,500	81,510
2024 ⁶	107,000	205,487	2042 ⁵	247,000	71,321
2025 ⁷	112,000	200,867	2042 ⁶	258,500	60,658
2026 ⁸	117,000	196,041	2042 ⁷	270,000	49,521
2027 ⁹	122,000	191,008	2042 ⁸	282,000	37,888
2028 ³⁰	127,500	185,749	2042 ⁹	294,500	25,740
2029 ³¹	133,500	180,242	2042 ¹⁰	308,000	13,035
2030 ²	139,500	174,488	2042 ¹¹	316,000	

EXHIBIT A-2

Series B Bonds
Schedule of Principal Payments

<u>* Payment Due January 1</u>	<u>Principal Payment</u>	<u>Payment Due January 1</u>	<u>Principal Payment</u>
2012	\$ 32,000	2031	\$58,500
2013	33,000	2032	60,500
2014	34,000	2033	62,500
2015	35,000	2034	64,500
2016	36,000	2035	66,500
2017	37,500	2036	68,500
2018	38,500	2037	71,000
2019	40,000	2038	73,000
2020	41,000	2039	75,500
2021	42,500	2040	78,000
2022	44,000	2041	80,500
2023	45,000	2042	83,000
2024	46,500	2043	86,000
2025	48,000	2044	88,500
2026	50,000	2045	91,500
2027	51,500	2046	94,500
2028	53,000	2047	97,500
2029	55,000	2048	100,500
2030	56,500	2049	100,500

*Principal payments delayed for 2 years as a result of delay in project

39

EXHIBIT A-2

Series B Bonds
Schedule of Principal Payments

2,320,000

<u>Payment Due</u> <u>January 1</u>	<u>Principal</u> <u>Payment</u>	<u>Int</u>	<u>Payment Due</u> <u>January 1</u>	<u>Principal</u> <u>Payment</u>	<u>Int</u>
20124	\$ 32,000	68,640	20323	\$58,500	43,275
20125	33,000	67,650	20324	60,500	41,460
20126	34,000	66,630	20325	62,500	39,585
20127	35,000	65,580	20326	64,500	37,650
20128	36,000	64,500	20327	66,500	35,655
20129	37,500	63,375	20328	68,500	33,600
20120	38,500	62,220	20329	71,000	31,470
20121	40,000	61,020	203240	73,000	29,280
20222	41,000	59,790	203241	75,500	27,015
20223	42,500	58,515	20422	78,000	24,675
20224	44,000	57,195	20423	80,500	22,260
20225	45,000	55,845	20424	83,000	19,770
20226	46,500	54,450	20425	86,000	17,190
20227	48,000	53,010	20426	88,500	14,535
20228	50,000	51,510	20427	91,500	11,790
20229	51,500	49,965	20428	94,500	8,955
20220	53,000	48,375	20429	97,500	6,030
202231	55,000	46,725	204250	100,500	3,015 (X)
20322	56,500	45,030	204251	100,500	

This Series ___ Bond is issued by the District as part of an issue in the aggregate principal amount of \$8,385,000 consisting of \$6,065,000 of Series A Bonds and \$2,320,000 of Series C Bonds under and in full compliance with the Constitution and Statutes of the Commonwealth of Kentucky, including Chapters 58 and 74 of the Kentucky Revised Statutes (collectively the "Act"), and pursuant to a duly adopted Bond Resolution of the District authorizing same (the "Current Bond Resolution"), to which Current Bond Resolution reference is hereby made for a description of the nature and extent of the security thereby created, the rights and limitations of rights of the registered owner of this Bond, and the rights, obligations and duties of the District, for the purpose of financing the cost (not otherwise provided) of the construction of extensions, additions and improvements to the existing waterworks system of the District (said existing waterworks system, together with said extensions, additions and improvements, being hereinafter referred to as the "System").

This Bond ranks on a parity as to security and source of payment with the outstanding Laurel County Water District No. 2 Waterworks Revenue Bonds, Series 1997, dated June 12, 1998 (the "1997 Bonds"), authorized by a Resolution adopted by the Commission of the District on July 11, 1997 (the "1997 Bond Resolution"), subject to the vested rights and priorities in favor of the owners of the outstanding (i) Laurel County Water District No. 2 Waterworks Revenue Bonds of 1978, dated October 26, 1978 (the "1978 Bonds"), authorized by a Resolution adopted by the Commission of the District on March 10, 1978 (the "1978 Bond Resolution"); and (ii) Kentucky Infrastructure Authority loans to the District (the "KIA Loans") [hereinafter the 1978 Bonds and the KIA Loans shall be collectively referred to as the "Prior Bonds"]. Accordingly, this Bond, the 1997 Bonds, together with any bonds ranking on a parity herewith, is payable from and secured basis by a pledge of the gross revenues to be derived from the operation of the System, after providing for the requirements of the Prior Bonds.

This Bond has been issued in full compliance with the Current Bond Resolution, and this Bond, and any bonds ranking on a parity therewith that may be issued and outstanding under the conditions and restrictions of the Current Bond Resolution are and will continue to be payable from revenues which shall be set aside in a fund for that purpose and identified as the "Laurel County Water District No. 2 Fund of 1997", created in the 1997 Bond Resolution.

This Bond does not constitute an indebtedness of the District within the meaning of any constitutional or statutory provisions or limitations and is payable solely out of the revenues of the System. As provided in the Current Bond Resolution, the District covenants that so long as any of the Prior Bonds and/or this Bond, are outstanding, the System will be continuously owned and operated by the District as a revenue producing public undertaking within the meaning of the aforesaid Act for the security and source of payment of the Prior Bonds and of this Bond, and that the District will fix, and if necessary adjust, from time to time, such rates for the services and facilities of the System and will collect and account for the revenues therefrom sufficient to pay promptly the principal of and interest on the Prior Bonds, this Bond and all other bonds ranking on a parity therewith as may be outstanding from time to time, to pay the cost of operation and maintenance of the System and to provide for the depreciation thereof.

Laurel County Water District #2

GMAC Loan for \$500,000

Interest Rate: 5.00%

Year	Interest Paid	Principal Paid	Balance
1980	25,000	4,000	496,000
1981	24,800	5,000	491,000
1982	24,550	5,000	486,000
1983	24,300	5,000	481,000
1984	24,050	6,000	475,000
1985	23,750	6,000	469,000
1986	23,450	6,000	463,000
1987	23,150	7,000	456,000
1988	22,800	7,000	449,000
1989	22,450	7,000	442,000
1990	22,100	8,000	434,000
1991	21,700	8,000	426,000
1992	21,300	8,000	418,000
1993	20,900	9,000	409,000
1994	20,450	9,000	400,000
1995	20,000	10,000	390,000
1996	19,500	10,000	380,000
1997	19,000	11,000	369,000
1998	18,450	11,000	358,000

Year	Interest Paid	Principal Paid	Balance
1999	17,300	12,000	346,000
2000	17,300	12,000	334,000
2001	16,700	13,000	321,000
2002	16,050	14,000	307,000
2003	15,350	14,000	293,000
2004	14,650	15,000	278,000
2005	13,900	16,000	262,000
2006	13,100	17,000	245,000
2007	12,250	18,000	227,000
2008	11,350	18,000	209,000
2009	10,450	19,000	190,000
2010	9,500	20,000	170,000
2011	8,500	21,000	149,000
2012	7,450	22,000	127,000
2013	6,350	23,000	104,000
2014	5,200	24,000	80,000
2015	4,000	25,000	55,000
2016	2,750	27,000	28,000
2017	1,400	28,000	0
TOTALS	625,850	500,000	

KIA Fund B (\$450,000)

Interest Rate: 1.600%

Year	Service Fee	+	Interest Paid	=	Fees and Interest	Principle Paid	Balance
1996	450.00	+	3,472.40	=	3,922.40	5,872.84	444,127.16
1997	882.34	+	7,058.68	=	7,941.02	11,887.02	432,240.15
1998	858.47	+	6,867.72	=	7,726.19	12,077.96	420,162.18
1999	834.21	+	6,673.71	=	7,507.92	12,271.99	407,890.20
2000	809.57	+	6,476.56	=	7,286.13	12,469.12	395,421.08
2001	784.53	+	6,276.26	=	7,060.79	12,669.43	382,751.65
2002	759.09	+	6,072.74	=	6,831.83	12,872.95	369,878.70
2003	733.24	+	5,865.95	=	6,599.19	13,079.73	356,798.96
2004	706.98	+	5,655.83	=	6,362.81	13,289.85	343,509.11
2005	680.29	+	5,442.34	=	6,122.63	13,503.34	330,005.77
2006	653.18	+	5,225.43	=	5,878.61	13,720.26	316,285.51
2007	625.63	+	5,005.02	=	5,630.65	13,940.66	302,344.85
2008	597.63	+	4,781.09	=	5,378.72	14,164.60	288,180.25
2009	569.19	+	4,553.54	=	5,122.73	14,392.14	273,788.11
2010	540.30	+	4,322.34	=	4,862.64	14,623.34	259,164.77
2011	510.93	+	4,087.44	=	4,598.37	14,858.25	244,306.52
2012	481.10	+	3,848.76	=	4,329.86	15,096.93	229,209.59
2013	450.78	+	3,606.24	=	4,057.02	15,339.45	213,870.14
2014	419.98	+	3,359.83	=	3,779.81	15,585.86	198,284.28
2015	388.68	+	3,109.45	=	3,498.13	15,836.23	182,448.05
2016	356.88	+	2,855.06	=	3,211.94	16,090.63	166,357.42
2017	324.58	+	2,596.58	=	2,921.16	16,349.10	150,008.32
2018	291.75	+	2,333.95	=	2,625.70	16,611.74	133,396.58
2019	258.39	+	2,067.10	=	2,325.49	16,878.59	116,517.99
2020	224.50	+	1,795.96	=	2,020.46	17,149.73	99,368.28
2021	190.06	+	1,520.47	=	1,710.53	17,425.22	81,943.06
2022	155.07	+	1,240.55	=	1,395.62	17,705.14	64,237.92
2023	119.52	+	956.13	=	1,075.65	17,989.55	46,248.37
2024	83.40	+	667.15	=	750.55	18,278.54	27,969.83
2025	46.69	+	373.53	=	420.22	18,572.17	9,397.67
2026	9.40	+	75.18	=	84.58	9,397.67	0.00
TOTALS	14,796.36*		118,242.99*		133,039.35	450,000.00	

* Scheduled to pay \$14,796.36

* Scheduled to pay \$118,243.03

Kentucky Infrastructure Authority

MONTHLY PAYMENT SCHEDULE

Laurel County Water District 2

C94-02

Loan Amount

625,000.00

Payment Date	Principal	Coupon	Interest	Debt Service	Service Fee	Surplus Fund	Net Total Payment	Principal Balance Remaining
9/1/2013	4,583.33	5.250%	892.71	5,476.04	38.33	0.00	5,514.38	216,250.00
10/1/2013	4,583.33	5.250%	892.71	5,476.04	38.33	0.00	5,514.38	211,666.67
11/1/2013	4,583.33	5.250%	892.71	5,476.04	38.33	0.00	5,514.38	207,083.33
12/1/2013	4,583.33	5.250%	892.71	5,476.04	38.33	0.00	5,514.38	202,500.00
1/1/2014	4,583.33	5.250%	892.71	5,476.04	38.33	0.00	5,514.38	197,916.67
2/1/2014	4,583.33	5.250%	892.71	5,476.04	38.33	0.00	5,514.38	193,333.33
3/1/2014	4,583.33	5.250%	892.71	5,476.04	38.33	0.00	5,514.38	188,750.00
4/1/2014	4,583.33	5.250%	892.71	5,476.04	38.33	0.00	5,514.38	184,166.67
5/1/2014	4,583.33	5.250%	892.71	5,476.04	38.33	0.00	5,514.38	179,583.33
6/1/2014	4,583.33	5.250%	892.71	5,476.04	38.33	0.00	5,514.38	175,000.00
7/1/2014	4,583.33	4.000%	652.08	5,235.42	29.17	0.00	5,264.58	170,416.67
8/1/2014	4,583.33	4.000%	652.08	5,235.42	29.17	0.00	5,264.58	165,833.33
9/1/2014	4,583.33	4.000%	652.08	5,235.42	29.17	0.00	5,264.58	161,250.00
10/1/2014	4,583.33	4.000%	652.08	5,235.42	29.17	0.00	5,264.58	156,666.67
11/1/2014	4,583.33	4.000%	652.08	5,235.42	29.17	0.00	5,264.58	152,083.33
12/1/2014	4,583.33	4.000%	652.08	5,235.42	29.17	0.00	5,264.58	147,500.00
1/1/2015	4,583.33	4.000%	652.08	5,235.42	29.17	0.00	5,264.58	142,916.67
2/1/2015	4,583.33	4.000%	652.08	5,235.42	29.17	0.00	5,264.58	138,333.33
3/1/2015	4,583.33	4.000%	652.08	5,235.42	29.17	0.00	5,264.58	133,750.00
4/1/2015	4,583.33	4.000%	652.08	5,235.42	29.17	0.00	5,264.58	129,166.67
5/1/2015	4,583.33	4.000%	652.08	5,235.42	29.17	0.00	5,264.58	124,583.33
6/1/2015	4,583.33	4.000%	652.08	5,235.42	29.17	0.00	5,264.58	120,000.00
7/1/2015	5,000.00	4.125%	468.75	5,468.75	20.00	0.00	5,488.75	115,000.00
8/1/2015	5,000.00	4.125%	468.75	5,468.75	20.00	0.00	5,488.75	110,000.00
9/1/2015	5,000.00	4.125%	468.75	5,468.75	20.00	0.00	5,488.75	105,000.00
10/1/2015	5,000.00	4.125%	468.75	5,468.75	20.00	0.00	5,488.75	100,000.00
11/1/2015	5,000.00	4.125%	468.75	5,468.75	20.00	0.00	5,488.75	95,000.00
12/1/2015	5,000.00	4.125%	468.75	5,468.75	20.00	0.00	5,488.75	90,000.00
1/1/2016	5,000.00	4.125%	468.75	5,468.75	20.00	0.00	5,488.75	85,000.00
2/1/2016	5,000.00	4.125%	468.75	5,468.75	20.00	0.00	5,488.75	80,000.00
3/1/2016	5,000.00	4.125%	468.75	5,468.75	20.00	0.00	5,488.75	75,000.00
4/1/2016	5,000.00	4.125%	468.75	5,468.75	20.00	0.00	5,488.75	70,000.00
5/1/2016	5,000.00	4.125%	468.75	5,468.75	20.00	0.00	5,488.75	65,000.00
6/1/2016	5,000.00	4.125%	468.75	5,468.75	20.00	0.00	5,488.75	60,000.00
7/1/2016	5,000.00	5.250%	262.50	5,262.50	10.00	424.83	4,847.67	55,000.00
8/1/2016	5,000.00	5.250%	262.50	5,262.50	10.00	424.83	4,847.67	50,000.00
9/1/2016	5,000.00	5.250%	262.50	5,262.50	10.00	424.83	4,847.67	45,000.00
10/1/2016	5,000.00	5.250%	262.50	5,262.50	10.00	424.83	4,847.67	40,000.00
11/1/2016	5,000.00	5.250%	262.50	5,262.50	10.00	424.83	4,847.67	35,000.00
12/1/2016	5,000.00	5.250%	262.50	5,262.50	10.00	424.83	4,847.67	30,000.00
1/1/2017	5,000.00	5.250%	262.50	5,262.50	10.00	424.83	4,847.67	25,000.00
2/1/2017	5,000.00	5.250%	262.50	5,262.50	10.00	424.83	4,847.67	20,000.00
3/1/2017	5,000.00	5.250%	262.50	5,262.50	10.00	424.83	4,847.67	15,000.00
4/1/2017	5,000.00	5.250%	262.50	5,262.50	10.00	424.83	4,847.67	10,000.00
5/1/2017	5,000.00	5.250%	262.50	5,262.50	10.00	424.83	4,847.67	5,000.00
6/1/2017	5,000.00	5.250%	262.50	5,262.50	10.00	424.83	4,847.67	0.00
TOTAL	625,000.00		206,300.00	831,300.00	9,430.00	5,098.80	635,632.00	

Kentucky Infrastructure Authority

MONTHLY PAYMENT SCHEDULE

Laurel County Water District 2

C94-02

Loan Amount

625,000.00

Payment Date	Principal	Coupon	Interest	Debt Service	Service Fee	Surplus Fund	Net Total Payment	Principal Balance Remaining
3/1/2009	3,750.00	3.000%	1,704.17	5,454.17	77.50	0.00	5,531.67	431,250.00
4/1/2009	3,750.00	3.000%	1,704.17	5,454.17	77.50	0.00	5,531.67	427,500.00
5/1/2009	3,750.00	3.000%	1,704.17	5,454.17	77.50	0.00	5,531.67	423,750.00
6/1/2009	3,750.00	3.000%	1,704.17	5,454.17	77.50	0.00	5,531.67	420,000.00
7/1/2009	3,750.00	3.500%	1,591.67	5,341.67	70.00	0.00	5,411.67	416,250.00
8/1/2009	3,750.00	3.500%	1,591.67	5,341.67	70.00	0.00	5,411.67	412,500.00
9/1/2009	3,750.00	3.500%	1,591.67	5,341.67	70.00	0.00	5,411.67	408,750.00
10/1/2009	3,750.00	3.500%	1,591.67	5,341.67	70.00	0.00	5,411.67	405,000.00
11/1/2009	3,750.00	3.500%	1,591.67	5,341.67	70.00	0.00	5,411.67	401,250.00
12/1/2009	3,750.00	3.500%	1,591.67	5,341.67	70.00	0.00	5,411.67	397,500.00
1/1/2010	3,750.00	3.500%	1,591.67	5,341.67	70.00	0.00	5,411.67	393,750.00
2/1/2010	3,750.00	3.500%	1,591.67	5,341.67	70.00	0.00	5,411.67	390,000.00
3/1/2010	3,750.00	3.500%	1,591.67	5,341.67	70.00	0.00	5,411.67	386,250.00
4/1/2010	3,750.00	3.500%	1,591.67	5,341.67	70.00	0.00	5,411.67	382,500.00
5/1/2010	3,750.00	3.500%	1,591.67	5,341.67	70.00	0.00	5,411.67	378,750.00
6/1/2010	3,750.00	3.500%	1,591.67	5,341.67	70.00	0.00	5,411.67	375,000.00
7/1/2010	3,750.00	3.750%	1,460.42	5,210.42	62.50	0.00	5,272.92	371,250.00
8/1/2010	3,750.00	3.750%	1,460.42	5,210.42	62.50	0.00	5,272.92	367,500.00
9/1/2010	3,750.00	3.750%	1,460.42	5,210.42	62.50	0.00	5,272.92	363,750.00
10/1/2010	3,750.00	3.750%	1,460.42	5,210.42	62.50	0.00	5,272.92	360,000.00
11/1/2010	3,750.00	3.750%	1,460.42	5,210.42	62.50	0.00	5,272.92	356,250.00
12/1/2010	3,750.00	3.750%	1,460.42	5,210.42	62.50	0.00	5,272.92	352,500.00
1/1/2011	3,750.00	3.750%	1,460.42	5,210.42	62.50	0.00	5,272.92	348,750.00
2/1/2011	3,750.00	3.750%	1,460.42	5,210.42	62.50	0.00	5,272.92	345,000.00
3/1/2011	3,750.00	3.750%	1,460.42	5,210.42	62.50	0.00	5,272.92	341,250.00
4/1/2011	3,750.00	3.750%	1,460.42	5,210.42	62.50	0.00	5,272.92	337,500.00
5/1/2011	3,750.00	3.750%	1,460.42	5,210.42	62.50	0.00	5,272.92	333,750.00
6/1/2011	3,750.00	3.750%	1,460.42	5,210.42	62.50	0.00	5,272.92	330,000.00
7/1/2011	4,166.67	5.000%	1,319.79	5,486.46	55.00	0.00	5,541.46	325,833.33
8/1/2011	4,166.67	5.000%	1,319.79	5,486.46	55.00	0.00	5,541.46	321,666.67
9/1/2011	4,166.67	5.000%	1,319.79	5,486.46	55.00	0.00	5,541.46	317,500.00
10/1/2011	4,166.67	5.000%	1,319.79	5,486.46	55.00	0.00	5,541.46	313,333.33
11/1/2011	4,166.67	5.000%	1,319.79	5,486.46	55.00	0.00	5,541.46	309,166.67
12/1/2011	4,166.67	5.000%	1,319.79	5,486.46	55.00	0.00	5,541.46	305,000.00
1/1/2012	4,166.67	5.000%	1,319.79	5,486.46	55.00	0.00	5,541.46	300,833.33
2/1/2012	4,166.67	5.000%	1,319.79	5,486.46	55.00	0.00	5,541.46	296,666.67
3/1/2012	4,166.67	5.000%	1,319.79	5,486.46	55.00	0.00	5,541.46	292,500.00
4/1/2012	4,166.67	5.000%	1,319.79	5,486.46	55.00	0.00	5,541.46	288,333.33
5/1/2012	4,166.67	5.000%	1,319.79	5,486.46	55.00	0.00	5,541.46	284,166.67
6/1/2012	4,166.67	5.000%	1,319.79	5,486.46	55.00	0.00	5,541.46	280,000.00
7/1/2012	4,166.67	5.250%	1,111.46	5,278.13	46.67	0.00	5,324.79	275,833.33
8/1/2012	4,166.67	5.250%	1,111.46	5,278.13	46.67	0.00	5,324.79	271,666.67
9/1/2012	4,166.67	5.250%	1,111.46	5,278.13	46.67	0.00	5,324.79	267,500.00
10/1/2012	4,166.67	5.250%	1,111.46	5,278.13	46.67	0.00	5,324.79	263,333.33
11/1/2012	4,166.67	5.250%	1,111.46	5,278.13	46.67	0.00	5,324.79	259,166.67
12/1/2012	4,166.67	5.250%	1,111.46	5,278.13	46.67	0.00	5,324.79	255,000.00
1/1/2013	4,166.67	5.250%	1,111.46	5,278.13	46.67	0.00	5,324.79	250,833.33
2/1/2013	4,166.67	5.250%	1,111.46	5,278.13	46.67	0.00	5,324.79	246,666.67
3/1/2013	4,166.67	5.250%	1,111.46	5,278.13	46.67	0.00	5,324.79	242,500.00
4/1/2013	4,166.67	5.250%	1,111.46	5,278.13	46.67	0.00	5,324.79	238,333.33
5/1/2013	4,166.67	5.250%	1,111.46	5,278.13	46.67	0.00	5,324.79	234,166.67
6/1/2013	4,166.67	5.250%	1,111.46	5,278.13	46.67	0.00	5,324.79	230,000.00
7/1/2013	4,583.33	5.250%	892.71	5,476.04	38.33	0.00	5,514.38	225,416.67
8/1/2013	4,583.33	5.250%	892.71	5,476.04	38.33	0.00	5,514.38	220,833.33

Kentucky Infrastructure Authority

MONTHLY PAYMENT SCHEDULE

Laurel County Water District 2

C94-02

Loan Amount

625,000.00

Payment Date	Principal	Coupon	Interest	Debt Service	Service Fee	Surplus Fund	Net Total Payment	Principal Balance Remaining
9/1/2004	4,000.00	3.000%	2,488.75	6,488.75	125.00	0.00	6,613.75	621,000.00
10/1/2004	4,000.00	3.000%	2,488.75	6,488.75	125.00	0.00	6,613.75	617,000.00
11/1/2004	4,000.00	3.000%	2,488.75	6,488.75	125.00	0.00	6,613.75	613,000.00
12/1/2004	4,000.00	3.000%	2,488.75	6,488.75	125.00	0.00	6,613.75	609,000.00
1/1/2005	4,000.00	3.000%	2,488.75	6,488.75	125.00	0.00	6,613.75	605,000.00
2/1/2005	4,000.00	3.000%	2,488.75	6,488.75	125.00	0.00	6,613.75	601,000.00
3/1/2005	4,000.00	3.000%	2,488.75	6,488.75	125.00	0.00	6,613.75	597,000.00
4/1/2005	4,000.00	3.000%	2,488.75	6,488.75	125.00	0.00	6,613.75	593,000.00
5/1/2005	4,000.00	3.000%	2,488.75	6,488.75	125.00	0.00	6,613.75	589,000.00
6/1/2005	4,000.00	3.000%	2,488.75	6,488.75	125.00	0.00	6,613.75	585,000.00
7/1/2005	3,333.33	2.250%	1,962.50	5,295.83	97.50	0.00	5,393.33	581,666.67
8/1/2005	3,333.33	2.250%	1,962.50	5,295.83	97.50	0.00	5,393.33	578,333.33
9/1/2005	3,333.33	2.250%	1,962.50	5,295.83	97.50	0.00	5,393.33	575,000.00
10/1/2005	3,333.33	2.250%	1,962.50	5,295.83	97.50	0.00	5,393.33	571,666.67
11/1/2005	3,333.33	2.250%	1,962.50	5,295.83	97.50	0.00	5,393.33	568,333.33
12/1/2005	3,333.33	2.250%	1,962.50	5,295.83	97.50	0.00	5,393.33	565,000.00
1/1/2006	3,333.33	2.250%	1,962.50	5,295.83	97.50	0.00	5,393.33	561,666.67
2/1/2006	3,333.33	2.250%	1,962.50	5,295.83	97.50	0.00	5,393.33	558,333.33
3/1/2006	3,333.33	2.250%	1,962.50	5,295.83	97.50	0.00	5,393.33	555,000.00
4/1/2006	3,333.33	2.250%	1,962.50	5,295.83	97.50	0.00	5,393.33	551,666.67
5/1/2006	3,333.33	2.250%	1,962.50	5,295.83	97.50	0.00	5,393.33	548,333.33
6/1/2006	3,333.33	2.250%	1,962.50	5,295.83	97.50	0.00	5,393.33	545,000.00
7/1/2006	3,333.33	2.500%	1,887.50	5,220.83	90.83	0.00	5,311.67	541,666.67
8/1/2006	3,333.33	2.500%	1,887.50	5,220.83	90.83	0.00	5,311.67	538,333.33
9/1/2006	3,333.33	2.500%	1,887.50	5,220.83	90.83	0.00	5,311.67	535,000.00
10/1/2006	3,333.33	2.500%	1,887.50	5,220.83	90.83	0.00	5,311.67	531,666.67
11/1/2006	3,333.33	2.500%	1,887.50	5,220.83	90.83	0.00	5,311.67	528,333.33
12/1/2006	3,333.33	2.500%	1,887.50	5,220.83	90.83	0.00	5,311.67	525,000.00
1/1/2007	3,333.33	2.500%	1,887.50	5,220.83	90.83	0.00	5,311.67	521,666.67
2/1/2007	3,333.33	2.500%	1,887.50	5,220.83	90.83	0.00	5,311.67	518,333.33
3/1/2007	3,333.33	2.500%	1,887.50	5,220.83	90.83	0.00	5,311.67	515,000.00
4/1/2007	3,333.33	2.500%	1,887.50	5,220.83	90.83	0.00	5,311.67	511,666.67
5/1/2007	3,333.33	2.500%	1,887.50	5,220.83	90.83	0.00	5,311.67	508,333.33
6/1/2007	3,333.33	2.500%	1,887.50	5,220.83	90.83	0.00	5,311.67	505,000.00
7/1/2007	3,333.33	3.000%	1,804.17	5,137.50	84.17	0.00	5,221.67	501,666.67
8/1/2007	3,333.33	3.000%	1,804.17	5,137.50	84.17	0.00	5,221.67	498,333.33
9/1/2007	3,333.33	3.000%	1,804.17	5,137.50	84.17	0.00	5,221.67	495,000.00
10/1/2007	3,333.33	3.000%	1,804.17	5,137.50	84.17	0.00	5,221.67	491,666.67
11/1/2007	3,333.33	3.000%	1,804.17	5,137.50	84.17	0.00	5,221.67	488,333.33
12/1/2007	3,333.33	3.000%	1,804.17	5,137.50	84.17	0.00	5,221.67	485,000.00
1/1/2008	3,333.33	3.000%	1,804.17	5,137.50	84.17	0.00	5,221.67	481,666.67
2/1/2008	3,333.33	3.000%	1,804.17	5,137.50	84.17	0.00	5,221.67	478,333.33
3/1/2008	3,333.33	3.000%	1,804.17	5,137.50	84.17	0.00	5,221.67	475,000.00
4/1/2008	3,333.33	3.000%	1,804.17	5,137.50	84.17	0.00	5,221.67	471,666.67
5/1/2008	3,333.33	3.000%	1,804.17	5,137.50	84.17	0.00	5,221.67	468,333.33
6/1/2008	3,333.33	3.000%	1,804.17	5,137.50	84.17	0.00	5,221.67	465,000.00
7/1/2008	3,750.00	3.000%	1,704.17	5,454.17	77.50	0.00	5,531.67	461,250.00
8/1/2008	3,750.00	3.000%	1,704.17	5,454.17	77.50	0.00	5,531.67	457,500.00
9/1/2008	3,750.00	3.000%	1,704.17	5,454.17	77.50	0.00	5,531.67	453,750.00
10/1/2008	3,750.00	3.000%	1,704.17	5,454.17	77.50	0.00	5,531.67	450,000.00
11/1/2008	3,750.00	3.000%	1,704.17	5,454.17	77.50	0.00	5,531.67	446,250.00
12/1/2008	3,750.00	3.000%	1,704.17	5,454.17	77.50	0.00	5,531.67	442,500.00
1/1/2009	3,750.00	3.000%	1,704.17	5,454.17	77.50	0.00	5,531.67	438,750.00
2/1/2009	3,750.00	3.000%	1,704.17	5,454.17	77.50	0.00	5,531.67	435,000.00

**PROMISSORY NOTE
(Continued)**

Loan No: 32630

Page 2

reserve or bond for the dispute.

Events Affecting Guarantor. Any of the preceding events occurs with respect to any guarantor, endorser, surety, or accommodation party of any of the indebtedness or any guarantor, endorser, surety, or accommodation party dies or becomes incompetent, or revokes or disputes the validity of, or liability under, any guaranty of the indebtedness evidenced by this Note.

Adverse Change. A material adverse change occurs in Borrower's financial condition, or Lender believes the prospect of payment or performance of this Note is impaired.

Insecurity. Lender in good faith believes itself insecure.

Cure Provisions. If any default, other than a default in payment is curable and if Borrower has not been given a notice of a breach of the same provision of this Note within the preceding twelve (12) months, it may be cured if Borrower, after Lender sends written notice to Borrower demanding cure of such default: (1) cures the default within fifteen (15) days; or (2) if the cure requires more than fifteen (15) days, immediately initiates steps which Lender deems in Lender's sole discretion to be sufficient to cure the default and thereafter continues and completes all reasonable and necessary steps sufficient to produce compliance as soon as reasonably practical.

LENDER'S RIGHTS. Upon default, Lender may declare the entire unpaid principal balance under this Note and all accrued unpaid interest immediately due, and then Borrower will pay that amount.

ATTORNEYS' FEES/ EXPENSES. Lender may hire or pay someone else to help collect this Note if Borrower does not pay. Borrower will pay Lender that amount. This includes, subject to any limits under applicable law, Lender's reasonable attorneys' fees and Lender's legal expenses whether or not there is a lawsuit, including reasonable attorneys' fees and legal expenses for bankruptcy proceedings (including efforts to modify or vacate any automatic stay or injunction), and appeals. If not prohibited by applicable law, Borrower also will pay any court costs, in addition to all other sums provided by law.

GOVERNING LAW. This Note will be governed by federal law applicable to Lender and, to the extent not preempted by federal law, the laws of the Commonwealth of Kentucky without regard to its conflicts of law provisions. This Note has been accepted by Lender in the Commonwealth of Kentucky.

DISHONORED ITEM FEE. Borrower will pay a fee to Lender of \$25.00 if Borrower makes a payment on Borrower's loan and the check or preauthorized charge with which Borrower pays is later dishonored.

RIGHT OF SETOFF. To the extent permitted by applicable law, Lender reserves a right of setoff in all Borrower's accounts with Lender (whether checking, savings, or some other account). This includes all accounts Borrower holds jointly with someone else and all accounts Borrower may open in the future. However, this does not include any IRA or Keogh accounts, or any trust accounts for which setoff would be prohibited by law. Borrower authorizes Lender, to the extent permitted by applicable law, to charge or setoff all sums owing on the debt against any and all such accounts, and, at Lender's option, to administratively freeze all such accounts to allow Lender to protect Lender's charge and setoff rights provided in this paragraph.

COLLATERAL. This loan is unsecured.

LINE OF CREDIT. This Note evidences a revolving line of credit. Advances under this Note may be requested either orally or in writing by Borrower or as provided in this paragraph. Lender may, but need not, require that all oral requests be confirmed in writing. All communications, instructions, or directions by telephone or otherwise to Lender are to be directed to Lender's office shown above. The following person or persons are authorized to request advances and authorize payments under the line of credit until Lender receives from Borrower, at Lender's address shown above, written notice of revocation of such authority: **ROY WAYNE JENKINS, Chairman of LAUREL CO. WATER DIST. #2; RONNIE BALL, Secretary of LAUREL CO. WATER DIST. #2; and KENNETH FINLEY, Treasurer of LAUREL CO. WATER DIST. #2.** Borrower agrees to be liable for all sums either: (A) advanced in accordance with the instructions of an authorized person or (B) credited to any of Borrower's accounts with Lender. The unpaid principal balance owing on this Note at any time may be evidenced by endorsements on this Note or by Lender's internal records, including daily computer print-outs. Lender will have no obligation to advance funds under this Note if: (A) Borrower or any guarantor is in default under the terms of this Note or any agreement that Borrower or any guarantor has with Lender, including any agreement made in connection with the signing of this Note; (B) Borrower or any guarantor ceases doing business or is insolvent; (C) any guarantor seeks, claims or otherwise attempts to limit, modify or revoke such guarantor's guarantee of this Note or any other loan with Lender; (D) Borrower has applied funds provided pursuant to this Note for purposes other than those authorized by Lender; or (E) Lender in good faith believes itself insecure.

SUCCESSOR INTERESTS. The terms of this Note shall be binding upon Borrower, and upon Borrower's heirs, personal representatives, successors and assigns, and shall inure to the benefit of Lender and its successors and assigns.

NOTIFY US OF INACCURATE INFORMATION WE REPORT TO CONSUMER REPORTING AGENCIES. Borrower may notify Lender if Lender reports any inaccurate information about Borrower's account(s) to a consumer reporting agency. Borrower's written notice describing the specific inaccuracy(ies) should be sent to Lender at the following address: First National Bank & Trust Loan Operations 202 S. Main St London, KY 40741-1865.

GENERAL PROVISIONS. If any part of this Note cannot be enforced, this fact will not affect the rest of the Note. Lender may delay or forgo enforcing any of its rights or remedies under this Note without losing them. Borrower and any other person who signs, guarantees or endorses this Note, to the extent allowed by law, waive presentment, demand for payment, and notice of dishonor. Upon any change in the terms of this Note, and unless otherwise expressly stated in writing, no party who signs this Note, whether as maker, guarantor, accommodation maker or endorser, shall be released from liability. All such parties agree that Lender may renew or extend (repeatedly and for any length of time) this loan or release any party or guarantor or collateral; or impair, fail to realize upon or perfect Lender's security interest in the collateral; and take any other action deemed necessary by Lender without the consent of or notice to anyone. All such parties also agree that Lender may modify this loan without the consent of or notice to anyone other than the party with whom the modification is made. The obligations under this Note are joint and several.

PROMISSORY NOTE
(Continued)

Loan No: 32630


Page 3


PRIOR TO SIGNING THIS NOTE, BORROWER READ AND UNDERSTOOD ALL THE PROVISIONS OF THIS NOTE, INCLUDING THE VARIABLE INTEREST RATE PROVISIONS. BORROWER AGREES TO THE TERMS OF THE NOTE.

BORROWER ACKNOWLEDGES RECEIPT OF A COMPLETED COPY OF THIS PROMISSORY NOTE.

BORROWER:

LAUREL CO WATER DIST #2

By: 
ROY WAYNE JENKINS, Chairman of LAUREL CO
WATER DIST #2

By: 
RONNIE BALL, Secretary of LAUREL CO WATER
DIST #2

By: 
KENNETH FINLEY, Treasurer of LAUREL CO WATER
DIST #2



0008709546326300650101032315

PROMISSORY NOTE

Principal	Loan Date	Maturity	Loan No	Call / Coll	Account	Officer	Initials
\$100,000.00	03-23-2015	03-23-2016	32630		8709546	TGC	

References in the boxes above are for Lender's use only and do not limit the applicability of this document to any particular loan or item. Any item above containing "****" has been omitted due to text length limitations.

Borrower: LAUREL CO WATER DIST #2
P O BOX 2598
LONDON, KY 40743-2598

Lender: First National Bank and Trust
202 S Main St
London, KY 40741-1865
(606) 877-2200

Principal Amount: \$100,000.00

Date of Note: March 23, 2015

PROMISE TO PAY. LAUREL CO WATER DIST #2 ("Borrower") promises to pay to First National Bank and Trust ("Lender"), or order, in lawful money of the United States of America, the principal amount of One Hundred Thousand & 00/100 Dollars (\$100,000.00) or so much as may be outstanding, together with interest on the unpaid outstanding principal balance of each advance. Interest shall be calculated from the date of each advance until repayment of each advance.

PAYMENT. Borrower will pay this loan in one payment of all outstanding principal plus all accrued unpaid interest on March 23, 2016. In addition, Borrower will pay regular monthly payments of all accrued unpaid interest due as of each payment date, beginning April 23, 2015, with all subsequent interest payments to be due on the same day of each month after that. Unless otherwise agreed or required by applicable law, payments will be applied first to any accrued unpaid interest; then to any escrow or reserve account payments as required under any mortgage, deed of trust, or other security instrument or security agreement securing this Note; then to principal; then to any late charges; and then to any unpaid collection costs. Borrower will pay Lender at Lender's address shown above or at such other place as Lender may designate in writing.

VARIABLE INTEREST RATE. The interest rate on this Note is subject to change from time to time based on changes in an independent index which is the WALL STREET JOURNAL PRIME RATE (the "Index"). The Index is not necessarily the lowest rate charged by Lender on its loans. If the Index becomes unavailable during the term of this loan, Lender may designate a substitute index after notifying Borrower. Lender will tell Borrower the current Index rate upon Borrower's request. The interest rate change will not occur more often than each DAY. Borrower understands that Lender may make loans based on other rates as well. The Index currently is 3.250% per annum. Interest on the unpaid principal balance of this Note will be calculated as described in the "INTEREST CALCULATION METHOD" paragraph using a rate of 1.100 percentage points under the Index, adjusted if necessary for any minimum and maximum rate limitations described below, resulting in an initial rate of 2.150% per annum based on a year of 360 days. NOTICE: Under no circumstances will the interest rate on this Note be less than 2.000% per annum or more than the maximum rate allowed by applicable law.

INTEREST CALCULATION METHOD. Interest on this Note is computed on a 365/360 basis; that is, by applying the ratio of the interest rate over a year of 360 days, multiplied by the outstanding principal balance, multiplied by the actual number of days the principal balance is outstanding. All interest payable under this Note is computed using this method.

PREPAYMENT. Borrower may pay without penalty all or a portion of the amount owed earlier than it is due. Early payments will not, unless agreed to by Lender in writing, relieve Borrower of Borrower's obligation to continue to make payments of accrued unpaid interest. Rather, early payments will reduce the principal balance due. Borrower agrees not to send Lender payments marked "paid in full", "without recourse", or similar language. If Borrower sends such a payment, Lender may accept it without losing any of Lender's rights under this Note, and Borrower will remain obligated to pay any further amount owed to Lender. All written communications concerning disputed amounts, including any check or other payment instrument that indicates that the payment constitutes "payment in full" of the amount owed or that is tendered with other conditions or limitations or as full satisfaction of a disputed amount must be mailed or delivered to: First National Bank & Trust, Loan Department, 202 S Main St London, KY 40741-1865.

LATE CHARGE. If a payment is 15 days or more late, Borrower will be charged 5.000% of the unpaid portion of the regularly scheduled payment or \$99.00, whichever is less.

INTEREST AFTER DEFAULT. Upon default, including failure to pay upon final maturity, the total sum due under this Note will continue to accrue interest at the interest rate under this Note. However, in no event will the interest rate exceed the maximum interest rate limitations under applicable law.

DEFAULT. Each of the following shall constitute an event of default ("Event of Default") under this Note:

Payment Default. Borrower fails to make any payment when due under this Note.

Other Defaults. Borrower fails to comply with or to perform any other term, obligation, covenant or condition contained in this Note or in any of the related documents or to comply with or to perform any term, obligation, covenant or condition contained in any other agreement between Lender and Borrower.

Default in Favor of Third Parties. Borrower or any Grantor defaults under any loan, extension of credit, security agreement, purchase or sales agreement, or any other agreement, in favor of any other creditor or person that may materially affect any of Borrower's property or Borrower's ability to repay this Note or perform Borrower's obligations under this Note or any of the related documents.

False Statements. Any warranty, representation or statement made or furnished to Lender by Borrower or on Borrower's behalf under this Note or the related documents is false or misleading in any material respect, either now or at the time made or furnished or becomes false or misleading at any time thereafter.

Death or Insolvency. The death of Borrower or the dissolution or termination of Borrower's existence as a going business, the insolvency of Borrower, the appointment of a receiver for any part of Borrower's property, any assignment for the benefit of creditors, any type of creditor workout, or the commencement of any proceeding under any bankruptcy or insolvency laws by or against Borrower.

Creditor or Forfeiture Proceedings. Commencement of foreclosure or forfeiture proceedings, whether by judicial proceeding, self-help, repossession or any other method, by any creditor of Borrower or by any governmental agency against any collateral securing the loan. This includes a garnishment of any of Borrower's accounts, including deposit accounts, with Lender. However, this Event of Default shall not apply if there is a good faith dispute by Borrower as to the validity or reasonableness of the claim which is the basis of the creditor or forfeiture proceeding and if Borrower gives Lender written notice of the creditor or forfeiture proceeding and deposits with Lender monies or



0008709546326300240101032315

DISBURSEMENT REQUEST AND AUTHORIZATION

Principal	Loan Date	Maturity	Loan No	Call / Coll	Account	Officer	Initials
\$100,000.00	03-23-2015	03-23-2016	32630		8709546	TGC	

References in the boxes above are for Lender's use only and do not limit the applicability of this document to any particular loan or item. Any item above containing "****" has been omitted due to text length limitations.

Borrower: LAUREL CO WATER DIST #2
P O BOX 2598
LONDON, KY 40743-2598

Lender: First National Bank and Trust
202 S Main St
London, KY 40741-1865
(606) 877-2200

LOAN TYPE. This is a Variable Rate Nondisclosable Revolving Line of Credit Loan to a Government Entity for \$100,000.00 due on March 23, 2016. This is an unsecured renewal loan.

PRIMARY PURPOSE OF LOAN. The primary purpose of this loan is for:

- Personal, Family, or Household Purposes or Personal Investment.
- Business (Including Real Estate Investment).

SPECIFIC PURPOSE. The specific purpose of this loan is: RENEWAL LOAN # 8709546-32630 (ORIGINAL PURPOSE: COVER SHORTFALLS DURING CONSTR. UPGRADES UNTIL RECEIPT OF APPROPRIATED FUNDS).


DISBURSEMENT INSTRUCTIONS. Borrower understands that no loan proceeds will be disbursed until all of Lender's conditions for making the loan have been satisfied. Please disburse the loan proceeds of \$100,000.00 as follows:


Undisbursed Funds:	\$4,000.00
Other Disbursements:	\$96,000.00
\$96,000.00 RENEWAL BALANCE RLOC LOAN #	
8709546-32630	
Note Principal:	\$100,000.00


FINANCIAL CONDITION. BY SIGNING THIS AUTHORIZATION, BORROWER REPRESENTS AND WARRANTS TO LENDER THAT THE INFORMATION PROVIDED ABOVE IS TRUE AND CORRECT AND THAT THERE HAS BEEN NO MATERIAL ADVERSE CHANGE IN BORROWER'S FINANCIAL CONDITION AS DISCLOSED IN BORROWER'S MOST RECENT FINANCIAL STATEMENT TO LENDER. THIS AUTHORIZATION IS DATED MARCH 23, 2015.

BORROWER:

LAUREL CO WATER DIST #2

By: 
ROY WAYNE JENKINS, Chairman of LAUREL CO WATER DIST #2

By: 
RONNIE BALL, Secretary of LAUREL CO WATER DIST #2

By: 
KENNETH FINLEY, Treasurer of LAUREL CO WATER DIST #2

GOVERNMENTAL CERTIFICATE

Principal	Loan Date	Maturity	Loan No	Call / Coll	Account	Officer	Initials
\$100,000.00	03-23-2015	03-23-2016	32630		8709546	TGC	

References in the boxes above are for Lender's use only and do not limit the applicability of this document to any particular loan or item. Any item above containing "*****" has been omitted due to text length limitations.

Entity: LAUREL CO WATER DIST #2
 P O BOX 2598
 LONDON, KY 40743-2598


Lender: First National Bank and Trust
 202 S Main St
 London, KY 40741-1865
 (606) 877-2200

WE, THE UNDERSIGNED, DO HEREBY CERTIFY THAT:

THE ENTITY'S EXISTENCE. The complete and correct name of the governmental entity is LAUREL CO WATER DIST #2 ("Entity"). The Entity is a governmental entity which is, and at all times shall be, duly organized, validly existing, and in good standing under and by virtue of the laws and regulations of the Commonwealth of Kentucky. The Entity has the full power and authority to own its properties and to transact the business and activities in which it is presently engaged or presently proposes to engage. The Entity maintains an office at P O BOX 2598, LONDON, KY 40743-2598. The Entity shall do all things necessary to preserve and to keep in full force and effect its existence, rights and privileges, and shall comply with all regulations, rules, ordinances, statutes, orders and decrees of the Entity and any other governmental or quasi-governmental authority or court applicable to the Entity and the Entity's business activities.

CERTIFICATES ADOPTED. At a meeting of the appropriate governing body of the Entity, duly called and held on **March 23, 2015**, at which a quorum was present and voting, or by other duly authorized action in lieu of a meeting, the resolutions set forth in this Certificate were adopted.

OFFICIALS. The following named persons is an Officials of LAUREL CO WATER DIST #2:

NAMES	TITLES	AUTHORIZED	ACTUAL SIGNATURES
ROY WAYNE JENKINS	Chairman	Y X	
RONNIE BALL	Secretary	Y X	
KENNETH FINLEY	Treasurer	Y X	

ACTIONS AUTHORIZED. Any three (3) of the authorized persons listed above may enter into any agreements of any nature with Lender, and those agreements will bind the Entity. Specifically, but without limitation, any three (3) of such authorized persons is authorized, empowered, and directed to do the following for and on behalf of the Entity:

Borrow Money. To borrow, as a cosigner or otherwise, from time to time from Lender, on such terms as may be agreed upon between the Entity and Lender, such sum or sums of money as in their judgment should be borrowed, without limitation.

Execute Notes. To execute and deliver to Lender the promissory note or notes, or other evidence of the Entity's credit accommodations, on Lender's forms, at such rates of interest and on such terms as may be agreed upon, evidencing the sums of money so borrowed or any of the Entity's indebtedness to Lender, and also to execute and deliver to Lender one or more renewals, extensions, modifications, refinancings, consolidations, or substitutions for one or more of the notes, any portion of the notes, or any other evidence of credit accommodations.

Grant Security. To mortgage, pledge, transfer, endorse, hypothecate, or otherwise encumber and deliver to Lender any property now or hereafter belonging to the Entity or in which the Entity now or hereafter may have an interest, including without limitation all of the Entity's real property and all of the Entity's personal property (tangible or intangible), as security for the payment of any loans or credit accommodations so obtained, any promissory notes so executed (including any amendments to or modifications, renewals, and extensions of such promissory notes), or any other or further indebtedness of the Entity to Lender at any time owing, however the same may be evidenced. Such property may be mortgaged, pledged, transferred, endorsed, hypothecated or encumbered at the time such loans are obtained or such indebtedness is incurred, or at any other time or times, and may be either in addition to or in lieu of any property theretofore mortgaged, pledged, transferred, endorsed, hypothecated or encumbered.

Execute Security Documents. To execute and deliver to Lender the forms of mortgage, deed of trust, pledge agreement, hypothecation agreement, and other security agreements and financing statements which Lender may require and which shall evidence the terms and conditions under and pursuant to which such liens and encumbrances, or any of them, are given; and also to execute and deliver to Lender any other written instruments, any chattel paper, or any other collateral, of any kind or nature, which Lender may deem necessary or proper in connection with or pertaining to the giving of the liens and encumbrances. Notwithstanding the foregoing, any one of the above authorized persons may execute, deliver, or record financing statements.

Negotiate Items. To draw, endorse, and discount with Lender all drafts, trade acceptances, promissory notes, or other evidences of indebtedness payable to or belonging to the Entity or in which the Entity may have an interest, and either to receive cash for the same or to cause such proceeds to be credited to the Entity's account with Lender, or to cause such other disposition of the proceeds derived therefrom as they may deem advisable.

Further Acts. In the case of lines of credit, to designate additional or alternate individuals as being authorized to request advances under such lines, and in all cases, to do and perform such other acts and things, to pay any and all fees and costs, and to execute and deliver such other documents and agreements as the Officials may in their discretion deem reasonably necessary or proper in order to carry into effect the provisions of this Certificate. The following person or persons are authorized to request advances and authorize payments under the line of credit until Lender receives from the Entity, at Lender's address shown above, written notice of revocation of such authority: **ROY WAYNE JENKINS, Chairman of LAUREL CO WATER DIST #2; RONNIE BALL, Secretary of LAUREL CO WATER DIST #2; and KENNETH FINLEY, Treasurer of LAUREL CO WATER DIST #2.**

ASSUMED BUSINESS NAMES. The Entity has filed or recorded all documents or filings required by law relating to all assumed business names used by the Entity. Excluding the name of the Entity, the following is a complete list of all assumed business names under which the Entity does business: **None.**

NOTICES TO LENDER. The Entity will promptly notify Lender in writing at Lender's address shown above (or such other addresses as Lender may designate from time to time) prior to any (A) change in the Entity's name; (B) change in the Entity's assumed business name(s); (C) change in the structure of the Entity; (D) change in the authorized signer(s); (E) change in the Entity's principal office address; (F) change in the Entity's principal residence; or (G) change in any other aspect of the Entity that directly or indirectly relates to any agreements between the

**GOVERNMENTAL CERTIFICATE
(Continued)**

Loan No: 32630

Page 2

Entity and Lender


CERTIFICATION CONCERNING OFFICIALS AND CERTIFICATES. The Officials named above is duly elected, appointed, or employed by or for the Entity, as the case may be, and occupy the positions set opposite their respective names. This Certificate now stands of record on the books of the Entity, is in full force and effect, and has not been modified or revoked in any manner whatsoever.


CONTINUING VALIDITY. Any and all acts authorized pursuant to this Certificate and performed prior to the passage of this Certificate are hereby ratified and approved. This Certificate shall be continuing, shall remain in full force and effect and Lender may rely on it until written notice of its revocation shall have been delivered to and received by Lender at Lender's address shown above (or such addresses as Lender may designate from time to time). Any such notice shall not affect any of the Entity's agreements or commitments in effect at the time notice is given.

IN TESTIMONY WHEREOF, we have hereunto set our hand and attest that the signatures set opposite the names listed above is their genuine signatures.

We each have read all the provisions of this Certificate, and we each personally and on behalf of the Entity certify that all statements and representations made in this Certificate are true and correct. This Governmental Certificate is dated March 23, 2015.

CERTIFIED TO AND ATTESTED BY:

x 
ROY WAYNE JENKINS, Chairman of LAUREL CO
WATER DIST #2

x 
RONNIE BALL, Secretary of LAUREL CO WATER DIST
#2

x 
KENNETH FINLEY, Treasurer of LAUREL CO WATER
DIST #2

NOTE: If the Officials signing this Certificate is designated by the foregoing document as one of the officials authorized to act on the Entity's behalf, it is advisable to have this Certificate signed by at least one non-authorized official of the Entity.

**STATEMENT OF DISCLOSURE OF
RELATED PARTY TRANSACTIONS**

I swear or affirm to the best of my knowledge and belief the information set forth below represents all present transactions and those transactions occurring within the past twenty-four (24) months between October 2, 2013 and October 2, 2015 ("Utility") and related parties that exceed \$25.00 in value. For the purpose of this statement, "related party transactions" include, all transactions and payments in excess of \$25.00, except regular salary, wages and benefits, made directly to or on behalf of: 1) the Utility's current or former employees; 2) current or former members of the Utility's board of commissioners or board of directors; 3) persons who have a 10 percent or greater ownership interest in the Utility; 4) family members* of any current Utility employee, director, commissioner or person with a 10 percent or greater ownership interest in the Utility or 5) a business enterprise in which any current or former Utility employee, director, commissioner or person with a 10 percent or greater ownership interest in the Utility or a family member of such person has an ownership interest.

Name of Related Party (Individual or Business)	Type of Service Provided By Related Party	Amount of Compensation
Rush's Transmission	Transmission repairs	\$5,505.00
Amy Cupp	Uniform T-shirts	\$250.00

- Check this box if the Utility has no related party transactions.
- Check box if additional transactions are listed on the supplemental page.
- Check box if any employee of the Utility is a family member of the Utility's chief executive officer, a Utility commissioner, or any person with a 10 percent or greater ownership interest in the Utility. The name of each employee and the official to whom they are related and the nature of the relationship are listed on the supplemental page entitled "Employees Related to Utility Officials."

Roy Wayne Jenkins (Print Name) Roy W. Jenkins (Signed)
Chairman (Position/Office)

* "Family Member" means any person who is the spouse, parent, sibling, child, mother-in-law, father-in-law, son-in-law, daughter-in-law, grandparent, or grandchild of any current Utility employee, director, commissioner or person with a 10 percent or greater ownership interest in the Utility; or is a dependent for tax purposes of any Utility employee, director, commissioner or person with a 10 percent or greater ownership interest in the Utility or his or her spouse; or who is a member of the household of any Utility employee, director, commissioner or person with a 10 percent or greater ownership interest in the Utility.


COMMONWEALTH OF KENTUCKY

COUNTY OF Laurel

Subscribed and sworn to before me by Roy W. Jenkins
(Name)

this 6th day of October, 2015.

Andrew Cupp
NOTARY PUBLIC
State-at-Large



EMPLOYEES RELATED TO UTILITY OFFICIALS
LAUREL COUNTY WATER DISTRICT #2

EMPLOYEE

Carlos M. Scarbrough
(Meter Reader)

RELATED TO

David Hughes, Superintendent/General Manager thru
9/30/15 (Father-in-law of Carlos M. Scarbrough)

24100 Laurel County Water District # 2 01/01/2014 - 12/31/2014

REVISED *
Water Statistics (Ref. Page: 30)

	Gallons (Omit 000's)	Percent
1. Water Produced, Purchased and Distributed		
2. Water Produced	532971	100%
3. Water Purchased	658	0%
4. Total Produced and Purchased	533629	100%
6. Water Sales:		
7. Residential	277835	66%
8. Commercial	58369	14%
9. Industrial	83831	20%
10. Bulk Loading Stations		
11. Resale		
12. Other Sales		
13. Total Water Sales	420035	100%
15. Other Water Used		
16. Utility/water treatment plant	12401	42%
17. Wastewater plant	9089	31%
18. System flushing	6382	22%
19. Fire department	1697	6%
20. Other	35	
21. Total Other Water Used	29604	100%
23. Water Loss:		
24. Tank Overflows	43	
25. Line Breaks	0	0%
26. Line Leaks	22502	27%
27. Other	61445	73%
28. Total Line Loss	83990	100%
Note: Line 13 + Line 21 + Line 28 must equal Line 4		
32. Water Loss Percentage	15.7%	
33. Line 28 divided by Line 4		

* Adjusted for Distribution meter reading
100 GPM high - See Field Service Report
from The C.I. Thornburg Co., Inc.



The C.I. Thornburg Co., Inc.

YOUR FIRST CHOICE IN WATER AND WASTEWATER DISTRIBUTOR

740 Enterprise Drive

Lexington, KY 40511

1-800-274-0852

FIELD SERVICE REPORT

Date: 5/5/2015

Sheet: 1 of 1

Customer P.O. # _____

Customer: Laurel County Water Dist #2

Job Site: WTP

Assigned Technician Sandy Parr
Serv.Call _____ Billable _____ Warranty _____
Other - Describe Below _____

Contact Kenneth
Phone 606-528-2768
Fax _____
E-mail Kfisher@laurelwater.com

Calibration Report

Meter Type : Euro Mag MC608

Meter Location : High Service

Measuring Device: 8" DI (9.05 OD, 8.33 ID)
Calibration Device Used: Endress Hauser
portable flow meter 93T

Maximum Flow Range: 0 - 2000 GPM
Temp. Compensation Provided: na

Verification Procedure

Manual Instantaneous Reading : _____ 1553
Meter Instantaneous Reading : _____ 1653

Manual Instantaneous Reading : _____ 1546
Meters Instantaneous Reading : _____ 1647
After Adj. _____

Manual Instantaneous Reading : _____ 1578
Meters Instantaneous Reading : _____ 1580

Manual Instantaneous Reading : _____
Meters Instantaneous Reading : _____

Adjusted Meters Reading To match Manual Instantaneous Reading ,Using Manufactures Calibration Function
And Using Manual Instantaneous Measurements. Adjusted the KA Factor for the meter reading 100GPM high.

Beginning KA factor 2.71590 Ending 2.61190

Totalization Provided: total x 1 Totalizer reading

Meters Output Signal: _____

Recording Device Used: None

Problems / Parts Required: None at this time.

Service Technician Sandy Parr Mileage accrual per mile: \$0.10 \$0.00
Hours _____ Meter Cal. Equip charge _____

I certify the above work has been completed to my satisfaction :

electronic signature
Customer's Signature

The
**SENTINEL
ECHO**

P.O. 830 • 123 West Fifth St.
London, KY 40743-0830
606-878-7400
FAX 606-878-7404

NEWSPAPER AFFIDAVIT

I, **James Marcum**, Production Assistant, of The Sentinel-Echo Newspaper published at London, Kentucky and having the largest general circulation of any

newspaper in Laurel County, Kentucky, do hereby certify that from my own

knowledge and a check of the files of this newspaper that the advertisement of

proposed rate change Laurel Co. Water District #2

was published in the legal section of our newspaper on _____

October 2nd, 2015

Signature: James D. Marcum Jr.

Subscribed and sworn before me by James D. Marcum Jr.

this 6th day of October, 2015.

Notary Public Kristie Sasser Gray

My commission expires September, 29, 2018



submitted to District Court reserves
 id Westerfield, London, KY 8:30 am., in the the right to ap-
 dge/Executive, 40741 on or be Laurel County prove or deny any
 aurel County fore the bid open- Judge Executive's or all bids. A per-
 ourthouse, 101 ing on Monday, office. Laurel formance bond
 outh Main October 19, 2015 County Fiscal will be required.

**YOUR AD
 COULD BE
 HERE!
 878-7400**

NOTICE OF PROPOSED RATE CHANGE

The rates contained in this notice are the rates proposed by Laurel County Water District #2 which will be filed with the Public Service Commission on or about October 2, 2015. However, the Public Service Commission may order rates to be charged that differ from these proposed rates. Such action may result in rates for consumers other than the rates in this notice.

A person may submit a timely written request for intervention to the Public Service Commission, 211 Sower Boulevard, P.O. Box 615, Frankfort, Kentucky 40602, establishing the grounds for the request including the status and interest of the party. If the Commission does not receive a written request for intervention within thirty (30) days of initial publication of this notice, the Commission may take final action on the application.

Copies of the application may be obtained at no charge from Laurel County Water District #2 at 3910 South Laurel Road, P.O. Box 2598, London, Kentucky 40743. The application and all documents filed with the Public Service Commission may be viewed and downloaded at the Public Service Commission's website at <http://psc.ky.gov/> or reviewed at the offices of the Public Service Commission at 211 Sower Boulevard, Frankfort, KY, Monday through Friday, 8:00 a.m. to 4:30 p.m.

Comments regarding the application may be submitted to the Public Service Commission through the Commission's website or by mail to Public Service Commission, P.O. Box 615, Frankfort, KY 40602.

The current and proposed rates are as follows:

	<u>CURRENT RATE</u>	<u>INCREASE</u> <u>(15% Increase)</u>	<u>PROPOSED RATE</u>
<u>5/8" Meter</u>			
First 1,000 Gallons	\$ 9.95 Minimum Bill	\$ 1.49	\$11.44 Minimum Bill
Next 99,000 Gallons	4.18 per 1,000 Gallons	.63	4.81 per 1,000 Gallons
Over 100,000 Gallons	3.62 per 1,000 Gallons	.54	4.16 per 1,000 Gallons
<u>1" Meter</u>			
First 5,000 Gallons	\$26.67 Minimum Bill	\$ 4.00	\$30.67 Minimum Bill
Next 95,000 Gallons	4.18 per 1,000 Gallons	.63	4.81 per 1,000 Gallons
Over 100,000 Gallons	3.62 per 1,000 Gallons	.54	4.16 per 1,000 Gallons
<u>1 1/2" Meter</u>			
First 10,000 Gallons	\$47.57 Minimum Bill	\$ 7.14	\$54.71 Minimum Bill
Next 90,000 Gallons	4.18 per 1,000 Gallons	.63	4.81 per 1,000 Gallons
Over 100,000 Gallons	3.62 per 1,000 Gallons	.54	4.16 per 1,000 Gallons
<u>2" Meter</u>			
First 20,000 Gallons	\$89.37 Minimum Bill	\$13.41	\$102.78 Minimum Bill
Next 80,000 Gallons	4.18 per 1,000 Gallons	.63	4.81 per 1,000 Gallons
Over 100,000 Gallons	3.62 per 1,000 Gallons	.54	4.16 per 1,000 Gallons
<u>3" Meter</u>			
First 30,000 Gallons	\$131.17 Minimum Bill	\$19.68	\$150.85 Minimum Bill
Next 70,000 Gallons	4.18 per 1,000 Gallons	.63	4.81 per 1,000 Gallons
Over 100,000 Gallons	3.62 per 1,000 Gallons	.54	4.16 per 1,000 Gallons
<u>4" Meter</u>			
First 50,000 Gallons	\$214.77 Minimum Bill	\$32.22	\$246.99 Minimum Bill
Next 50,000 Gallons	4.18 per 1,000 Gallons	.63	4.81 per 1,000 Gallons
Over 100,000 Gallons	3.62 per 1,000 Gallons	.54	4.16 per 1,000 Gallons

Effect upon the average bill:

<u>CUSTOMER CLASS</u>	<u>AVERAGE</u> <u>MONTHLY BILL</u>	<u>CURRENT RATE</u>	<u>INCREASE</u> <u>(15% Increase)</u>	<u>PROPOSED RATE</u>
5/8" x 3/4" Meter	4,600 Gallons	\$ 25.00	\$ 3.75	\$ 28.75
1" Meter	23,300 Gallons	103.16	15.53	118.69
1 1/2" Meter	24,000 Gallons	106.09	15.96	122.05
2" Meter	139,300 Gallons	566.04	85.03	651.07
3" Meter	74,500 Gallons	317.18	47.72	364.90
4" Meter	2,556,400 Gallons	9,315.94	1,390.17	10,706.11



TIMES-TRIBUNE
P.O. BOX 516/CORBIN, KY 40702
(606) 528-2464

AFFIDAVIT OF PUBLICATION

I Trish Humphrey of the Times-Tribune Newspaper, published at Corbin, Kentucky and having the largest general circulation of any newspaper in Whitley County, Kentucky do hereby certify that from my own knowledge and a check of the files of this newspaper that the advertisement of Proposed Rate Change for Lownd Water Disch #2 was inserted in the Times-Tribune and/or Tri. Co. Shopping Guide on the following dated:

Times-Tribune on: Oct 2, 2015

Signature: Trish Humphrey

Subscribed and Sworn to Before me by: Trish Humphrey
This 5th day of Oct, 2015.

Renee Smith
Notary Public

My Commission Expires: 7-21-2018



the old Corbin
 artment trucks
 im Wyatt, with
 Chief Homer
 standing nearby.
 o was taken
 955 and
 d by Patricia
 Parkey.

information, as possible
 concerning the picture,
 including, names of peo-
 ple, places, events,
 dates and the like.
 Provide a valid
 telephone number so if
 there are questions
 about a submitted
 photo, our staff can call
 you. Phone numbers
 will not be printed in
 the newspaper.
 Photos may be sub-
 mitted in three ways:
 e-mailed to the newspa-
 per at jross@the-

come to the office to
 pick them up, please
 provide a self-ad-
 dressed, stamped enve-
 lope so we may get your
 photo(s) back to you.
 If you have any ques-
 tions, please email
 Managing Editor John
 L. Ross (email address
 above), or call our office
 at 606-528-7898 exten-
 sion 38.
 We look forward to
 seeing and sharing your
 flashbacks from the
 past.

NOTICE OF PROPOSED RATE CHANGE

The rates contained in this notice are the rates proposed by Laurel County Water District #2 which will be filed with the Public Service Commission on or about October 2, 2015. However, the Public Service Commission may order rates to be charged that differ from these proposed rates. Such action may result in rates for consumers other than the rates in this notice.

A person may submit a timely written request for intervention to the Public Service Commission, 211 Sower Boulevard, P.O. Box 615, Frankfort, Kentucky 40602, establishing the grounds for the request including the status and interest of the party. If the Commission does not receive a written request for intervention within thirty (30) days of initial publication of this notice, the Commission may take final action on the application.

Copies of the application may be obtained at no charge from Laurel County Water District #2 at 3910 South Laurel Road, P.O. Box 2598, London, Kentucky 40743. The application and all documents filed with the Public Service Commission may be viewed and downloaded at the Public Service Commission's website at <http://psc.ky.gov/> or reviewed at the offices of the Public Service Commission at 211 Sower Boulevard, Frankfort, KY, Monday through Friday, 8:00 a.m. to 4:30 p.m.

Comments regarding the application may be submitted to the Public Service Commission through the Commission's website or by mail to Public Service Commission, P.O. Box 615, Frankfort, KY 40602.

The current and proposed rates are as follows:

	<u>CURRENT RATE</u>	<u>INCREASE</u> <u>(15% increase)</u>	<u>PROPOSED RATE</u>
5/8" Meter			
First 1,000 Gallons	\$ 9.95 Minimum Bill	\$ 1.49	\$11.44 Minimum Bill
Next 95,000 Gallons	4.18 per 1,000 Gallons	.63	4.81 per 1,000 Gallons
Over 100,000 Gallons	3.62 per 1,000 Gallons	.54	4.16 per 1,000 Gallons
1" Meter			
First 5,000 Gallons	\$26.67 Minimum Bill	\$ 4.00	\$30.67 Minimum Bill
Next 95,000 Gallons	4.18 per 1,000 Gallons	.63	4.81 per 1,000 Gallons
Over 100,000 Gallons	3.62 per 1,000 Gallons	.54	4.16 per 1,000 Gallons
1 1/2" Meter			
First 10,000 Gallons	\$47.57 Minimum Bill	\$ 7.14	\$54.71 Minimum Bill
Next 90,000 Gallons	4.18 per 1,000 Gallons	.63	4.81 per 1,000 Gallons
Over 100,000 Gallons	3.62 per 1,000 Gallons	.54	4.16 per 1,000 Gallons
2" Meter			
First 20,000 Gallons	\$89.37 Minimum Bill	\$13.41	\$102.78 Minimum Bill
Next 80,000 Gallons	4.18 per 1,000 Gallons	.63	4.81 per 1,000 Gallons
Over 100,000 Gallons	3.62 per 1,000 Gallons	.54	4.16 per 1,000 Gallons
3" Meter			
First 30,000 Gallons	\$131.17 Minimum Bill	\$19.68	\$150.85 Minimum Bill
Next 70,000 Gallons	4.18 per 1,000 Gallons	.63	4.81 per 1,000 Gallons
Over 100,000 Gallons	3.62 per 1,000 Gallons	.54	4.16 per 1,000 Gallons
4" Meter			
First 50,000 Gallons	\$214.77 Minimum Bill	\$32.22	\$246.99 Minimum Bill
Next 50,000 Gallons	4.18 per 1,000 Gallons	.63	4.81 per 1,000 Gallons
Over 100,000 Gallons	3.62 per 1,000 Gallons	.54	4.16 per 1,000 Gallons

Effect upon the average bill:

<u>CUSTOMER CLASS</u>	<u>AVERAGE</u> <u>MONTHLY BILL</u>	<u>CURRENT RATE</u>	<u>INCREASE</u> <u>(15% increase)</u>	<u>PROPOSED RATE</u>
5/8" x 3/4" Meter	4,600 Gallons	\$ 25.00	\$ 3.75	\$ 28.75
1" Meter	23,300 Gallons	103.16	15.33	118.69
1 1/2" Meter	24,000 Gallons	106.09	15.96	122.05
2" Meter	139,300 Gallons	566.04	85.03	651.07
3" Meter	74,300 Gallons	317.18	47.72	364.90
4" Meter	2,556,400 Gallons	9,315.94	1,390.17	10,706.11