



Standard Catalogue

Inhaltsverzeichnis / Contents

2	Referenztable / Reference Table
3	Spezifikationen / Specifications
6	Dichtungen / Seals
7	Käfige / Cages
8	Metrische Miniaturrillenkugellager / Miniature Metric Series
22	Zöllige Miniaturrillenkugellager / Miniature Inch Series
26	Zöllige Rillenkugellager / Inch Series
28	Dünnringlager / Thin Section Series
36	Axialrillenkugellager / Three Part Thrust Series
38	Standardrillenkugellager / Popular Metric Series
41	Rostfreie Standardrillenkugellager / Stainless Popular Metric Series
44	Laufrolle der LR Serie / LR Series (track roller)
48	Zöllige Radialrillenkugellager (Sondergrößen) / Commercial Inch Series
50	Radialkugellager mit Kunststoffkäfig / Ball Bearings with Plastic Cage
52	Sondermasse / Special Dimension Bearings
53	Rostfreie Lagereinsätze / Stainless Steel Inserts
54	Rostfreie Gehäuse / Stainless Steel Pillow Blocks
55	Thermoplastische Gehäuse / Thermoplastic Pillow Blocks
56	Rostfreie einreihige Schrägkugellager / Stainless Single Row Angular Contact Bearing
57	Rostfreie zweireihige Kugellager / Stainless Double Row Bearing
60	Zoll-mm Umrechnungstabelle / Inch to mm Conversion

Material

S = Rostfreier Stahl / **Stainless Steel**
Kein Präfix / **No Prefix** = Chromstahl / **Chrome Steel**

Referenz / Bearing type

MF = Metrisch mit Flansch / **Metric with Flange**
MR = Metrisch / **Metric**
R = Zöllig / **Inch**
FR = Zöllig mit Flansch / **Inch with Flange**
F = Metrisch mit Flansch / **Metric with Flange**
Kein Präfix / **No Prefix** = Metrisch / **Metric**

Typenbezeichnung / Bearing Part Number

Dichtscheiben / Shields

2Z = Metaldichtscheiben / **Metal Shields**
2RS = Gummidichtscheiben / **Rubber Seals**
2TS = Teflondichtscheiben / **Teflon Seals**
Kein Suffix / **No Suffix** = offen / **open**

S	FR	144	-2Z	. . . Abm./Dimen. . . .
	FR	85		..
		635	-2RS	..
S		682X		..

Allgemeine Merkmale / General Details

Material	Komponenten Components		Merkmale Details	Anwendungsbereiche Application
	Ringe Rings	Kugeln Balls		
Kugellagerchromstahl Ball Bearing Chrome Steel 100 Cr6 (Nr. 1.3505)	X	X	Gute Verschleißfestigkeit Hard wearing Schlag- und Korrosionsbeständigkeit Good shock and corrosive resistance	Standard Standard
Rostfreier Stahl Stainless Steel AISI 440 C (Nr. 1.4125) [†]	X	X	Sehr gute Korrosionsbeständigkeit Very good corrosion resistance	Nahrungsmittel, Pharma, Schiffsbau und andere korrosive Umgebungen Food industry, pharmaceutical industry, ship building and other corrosive surroundings

[†]Die statische und dynamische Belastung von AISI 440 C-Lagern liegt bei ca. 75-80% von 100 Cr6-Lagern.

[†]The static and dynamic load rating of AISI 440 C - ball bearings is approximately 75-80% of the 100 Cr6 - ball bearings.

Technische Merkmale / Technical Details

Material	Härte Hardness	Max. Temp. Max. Temp.	C	Si	Mn	P	S	Cr	Mo
100 Cr6 (Nr. 1.3505)	60-64HRC	max. 150°C	0,5~1,10	0,15~0,35	≤0,5	≤0,025	≤0,025	1,3~1,6	≤0,08
AISI 440 C (Nr. 1.4125)	≥58HRC	Max. 230°C	0,95~1,2	≤1,1	≤1,0	≤0,04	≤0,03	16,0~18,0	≤0,75

Toleranzklassen / Tolerance Class

Toleranzklassen Tolerance class	Äquivalenzen / Equivalences	
	ISO	AFBMA
DIN P0	Klasse class 0	ABEC 1
DIN P6	Klasse class 6	ABEC 3
DIN P5	Klasse class 5	ABEC 5

[Back to contents >](#)

Tolerance of inner ring (ISO)

d(mm)		Δdmp				Δds		Vdp					Vdmp				Unit μm					
		P0		P6	P5	P4	P4		P0		P6		P5		P4				P0	P6	P5	P4
							Diameter series	Diameter series	Diameter series	Diameter series	Diameter series	Diameter series	Diameter series	Diameter series								
		0,2,3	7,8,9	0	2,3	7,8,9	0	2,3	7,8,9	0,2,3	7,8,9	0,2,3	7,8,9	0,2,3								
Over	incl.	Upper	Lower	Lower	Lower	Lower	Upper	Lower	Max.	Max.	Max.	Max.	Max.	Max.	Max.	Max.	Max.	Max.	Max.			
0.6(1)	2.5	0	-8	-7	-5	-4	0	-4	10	8	6	9	7	5	5	4	4	3	6	5	3	2
2.5	10	0	-8	-7	-5	-4	0	-4	10	8	6	9	7	5	5	4	4	3	6	5	3	2
10	18	0	-8	-7	-5	-4	0	-4	10	8	6	9	7	5	5	4	4	3	6	5	3	2
18	30	0	-10	-8	-6	-5	0	-5	13	10	8	10	8	6	6	5	5	4	8	6	3	2.5
30	50	0	-12	-10	-8	-6	0	-6	15	12	9	13	10	8	8	6	6	5	9	8	4	3

Note 1: The upper value of the bore diameter in this table is not applicable when the distance from the bearing ring face is less than 1.2 times the chamferdimension.
 Note 2: According to the revision of ANSI/ABMA Std.20-1996, the classes ABEC1-ABEC3-ABEC5-ABEC7 are equivalent to SS0-CLASS6-CLASS5-CLASS4.

Tolerance of outer ring (ISO)

D(mm)		ΔDmp				ΔDs		VDp					VDmp				Unit μm							
		P0		P6	P5	P4	P0		P6		P5		P4		P0	P6			P5	P4				
							Open	Seal Shield	Open	Seal Shield	Open		Open											
		Diameter series	Diameter series	Diameter series	Diameter series	Diameter series	Diameter series	Diameter series	Diameter series															
Over	incl.	Upper	Lower	Lower	Lower	Upper	Lower	Max.	Max.	Max.	Max.	Max.	Max.	Max.	Max.	Max.	Max.	Max.						
2.5(1)	6	0	-8	-7	-5	-4	0	-4	10	8	6	10	9	7	5	9	5	4	4	3	6	5	3	2
6	18	0	-8	-7	-5	-4	0	-4	10	8	6	10	9	7	5	9	5	4	4	3	6	5	3	2
18	30	0	-9	-8	-6	-5	0	-5	12	9	7	12	10	8	6	10	6	5	5	4	7	6	3	2.5
30	50	0	-11	-9	-7	-6	0	-6	14	11	8	16	11	9	7	13	7	5	6	5	8	7	4	3
50	80	0	-13	-11	-9	-7	0	-7	16	13	10	20	14	11	8	16	9	7	7	5	10	8	5	3.5

Note(1) : Size 2.5mm is included in this classification.
 Note(2) : The outer ring width variations for CLASS0 and CLASS6 are the same as for the inner ring of the same bearing size.

Radial internal clearance of standard radial ball bearings

*NOMINAL BORE DIAMETER d(mm)		CLEARANCE										Unit μm
		C2		CN(C0)		C3		C4		C5		
OVER	INCL.	MIN	MAX	MIN	MAX	MIN	MAX	MIN	MAX	MIN	MAX	
10(ONLY)		0	7	2	13	8	23	14	29	20	37	
10	18	0	9	3	18	11	25	18	33	25	45	
18	24	0	10	5	20	13	28	20	36	28	48	
24	30	1	11	5	20	13	28	23	41	30	53	
30	40	1	11	6	20	15	33	28	46	40	64	
40	50	1	11	6	23	18	36	30	51	45	73	

d(mm)		ΔBs(ΔCs) ⁽²⁾		VBs(VCs) ⁽²⁾				Kia				Sd		Sia		Unit μm	
		Single bearing		Inner/outer ring		Inner ring											
				P0	P6	P5	P4	P0	P6	P5	P4	P5	P4				
		P0	P6	P5	P4	P0	P6	P5	P4	P5	P4						
Upper	Lower	Lower	Max.	Max.	Max.	Max.	Max.	Max.	Max.	Max.	Max.	Max.	Max.	Max.	Max.	Max.	Max.
0	-40	-40	12	12	5	2.5	10	5	4	2.5	7	3	7	3	0.6(1)	2.5	
0	-120	-40	15	15	5	2.5	10	6	4	2.5	7	3	7	3	2.5	10	
0	-120	-80	20	20	5	2.5	10	7	4	2.5	7	3	7	3	10	18	
0	-120	-120	20	20	5	2.5	13	8	4	3	8	4	8	4	18	30	
0	-120	-120	20	20	5	3	15	10	5	4	8	4	8	4	30	50	

Note(1) : 0.6mm is included in this classification.
 Note(2) : The inner ring width variation is the same for the outer ring of the same bearing size, CLASS5 and CLASS4 referring to outer ring only.

D(mm)		Kca				SD		Sea		VCs ⁽²⁾		D(mm)		ΔDis				ΔCis				Unit μm	
		P0		P6	P5	P4	P5	P4	P5	P4	P5	P4	Flanged type										
													P0	P6	P5	P4	P0	P6	P5	P4			
		Upper	Lower	Upper	Lower	Upper	Lower	Upper	Lower	Upper	Lower	Upper	Lower	Upper	Lower	Upper	Lower	Upper	Lower				
15	8	5	3	8	4	8	5	5	2.5	2.5(1)	6	+125	-50	0	-25	0	-50	0	-50				
15	8	5	3	8	4	8	5	5	2.5	6	18	+125	-50	0	-25	0	-50	0	-50				
15	9	6	4	8	4	8	5	5	2.5	18	30	+125	-50	0	-25	0	-50	0	-50				
20	10	7	5	8	4	8	5	5	2.5	30	50	+125	-50	0	-25	0	-50	0	-50				
25	13	8	5	8	4	10	5	6	3	50	80	+125	-50	0	-25	0	-50	0	-50				

Note 1 : The lower value of the outside diameter in this table is not applicable when the distance from the bearing ring face is less than 1.2 times the chamfer dimension.
 Note 2 : According to the revision of AFBMA Std20-1978, the classes ABEC1 ABEC3 ABEC5 ABEC7 are equivalent to CLASS0 • CLASS6 • CLASS5 • CLASS4

- d : Nominal bore diameter
- Δdmp : Single plane mean bore diameter deviation
- Δds : Deviation of a single bore diameter
- Vdp : Bore diameter variation in a single radial plane
- Vdmp : Mean bore diameter variation
- ΔBs (ΔCs) : Deviation of a single inner and outer ring width from the nominal dimension
- VBs (VCs) : Variation of a inner and outer ring width
- Kia : Radial runout of assembled bearing inner ring
- Sd : Face runout with bore
- Sia : Assembled bearing inner ring face runout with raceway
- D : Nominal outside diameter
- ΔDmp : Single plane mean outside diameter deviation
- ΔDs : Deviation of a single outside diameter
- VDp : Outside diameter variation in a single radial plane
- VDmp : Mean outside diameter variation
- Kea : Radial runout of assembled bearing outer ring
- SD : Variation of a outside surface generatrix inclination with face
- Sea : Assembled bearing outer ring face runout with raceway
- VCs : Variation of the outer ring width
- ΔDis : Flange outside diameter deviation
- ΔCis : Flange width deviation

Wichtig / Important






*** Max. Drehzahlen:**
 Die im Katalog angegebenen Werte sind ungefähre Werte. Abhängig von der Toleranzklasse, Werkstoff, Einbautoleranzen, Befettung, Käfigtype, Umgebungstemperatur, etc., können unterschiedliche Werte realisiert werden. Die maximalen Drehzahlen für RS- und TS-gedichtete Lager sind deutlich geringer. Bitte erfragen Sie die Werte in besonderen Fällen.

*** Limiting Speeds :**
 The values shown in the catalogue are approximated values. Depending on the tolerance class, material, mounting tolerances, lubrication, cage, surrounding temperature, etc., different values can be obtained. The limiting speeds for RS- and TS-shielded bearings are significant lower. Please contact Engineering for special cases.

*** Tragzahlen:**
 Die Tragzahlen und Drehzahlen beziehen sich auf 100Cr6 (Chromstahl), falls nicht anders spezifiziert. Die Werte für rostfreien Stahl sind ungefähr 20% niedriger.






*** Load Ratings:**
 Load ratings and Limiting Speeds are calculated based on material 100Cr6 (Chrome Steel), if not stated different. The rates are approximately 20% lower for stainless steel.

[Back to contents >](#)

	Design Design	Spezifikation Specification	Vorteile/Nachteile Advantage/Disadvantage
	- Keine Dichtung No seals	Offen Open	Kein Reibungswiderstand No friction Einfache Nachschmierung Easy to relube Starke Verschmutzung No protection against contamination
	2Z Metalldichtscheiben Metal shields	Nichtschleifende Dichtung Non contact seals	Kein Reibungswiderstand No friction Gute Abdichtung gegen Schmutz Good protection against contamination
	2RS Gummidichtscheiben Rubber seals	Schleifende Dichtung aus Kunststoff Contact seals made of synthetic rubber	Erhöhter Reibungswiderstand Higher friction Ausgezeichnete Abdichtung gegen Schmutz Very good protection against contamination
	2TS Teflondichtscheiben Teflon seals	Schleifende Dichtung aus Teflon Contact seals made of teflon	Geringer Reibungswiderstand Low friction Ausgezeichnete Abdichtung gegen Schmutz Very good protection against contamination Gute chemische Eigenschaften Good chemical characteristics
	2TZ Metalldichtscheibe mit Teflondichtscheibe Teflon seals with metal shields	Schleifende Dichtung aus Teflon Contact seals made of teflon	Geringer Reibungswiderstand Low friction Ausgezeichnete Abdichtung gegen Schmutz Very good protection against contamination Gute chemische Eigenschaften Good chemical characteristics

Schmierung / Lubrication

Schmiermittel Lubricant	Anmerkung Remarks	Vorteile/Anwendung Advantages/Applications
Kein Schmiermittel No lubricant	Nur bei Edelstahlagern oder mit Verwendung von Korrosionsschutz Only with stainless steel bearings or with the use of corrosion preventive fluid	Wenn Schmierung vom Kunden gestellt wird When the lubrication is provided by the customer
Fett Grease	Standardfüllung 30-40% Standard filling 30-40%	Lebenslange Schmierung möglich Life-time lubrication is possible Guter Korrosionsschutz Good protection against corrosion Differenzierte Anwendungsmöglichkeiten je nach Fett According to the application a variety of Greases can be used
Öl Oil	-	Geringer Reibungswiderstand Low friction Hohe Drehzahlen High revolution

	Referenz Reference	Käfigtype Cage type	Anmerkung Remarks
	FC	Vollkugelig / ohne Käfig Full Complement / No Cage	Geringe Drehzahlen, hohe Belastungswerte Low Revolution high load rating
	W	Kronenkäfig Crown Cage	Geringes Gewicht, geringe Reibung Light weight, smooth, low friction
	J	Lappenkäfig Ribbon Cage	Standardkäfig, hohe Lebensdauer Standard cage, good durability
	T9H	Kronenkäfig aus Kunststoff T9H Cage	Geringes Gewicht, hohe Lebensdauer, hohe Drehzahlen Light weight, strong, high speed
		Massivkäfig aus Kunststoff Phenolic cage	Geringes Gewicht, hohe Lebensdauer, hohe Drehzahlen Light weight, strong, high speed

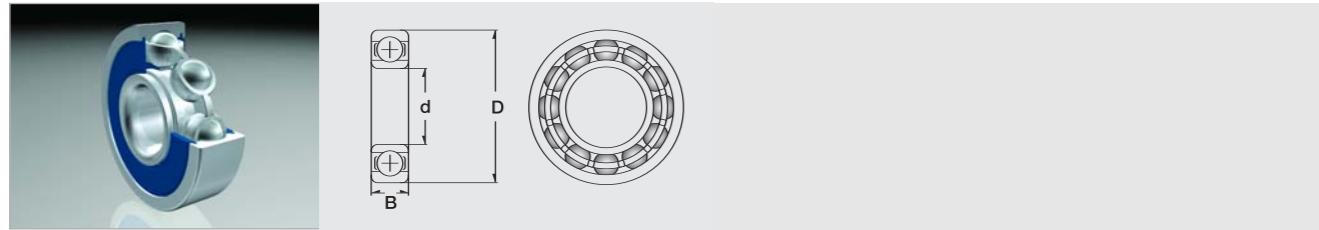
Wichtig / Important

Der Herausgeber dieses Katalogs übernimmt keinerlei Gewähr für die Aktualität, Korrektheit, Vollständigkeit oder Qualität der angebotenen Informationen. Haftungsansprüche gegen den Herausgeber, die durch die Nutzung oder Nichtnutzung der dargebotenen Informationen bzw. durch die Nutzung fehlerhafter und unvollständiger Informationen verursacht wurden, sind grundsätzlich komplett ausgeschlossen.

The author reserves the right not to be responsible for the topicality, correctness, completeness or quality of the information provided. Liability claims regarding damage caused by the use of any information provided, including any kind of information which is incomplete or incorrect, will therefore be rejected.

[Back to contents >](#)

Metrische Miniaturrillenkugellager / Miniature Metric Series

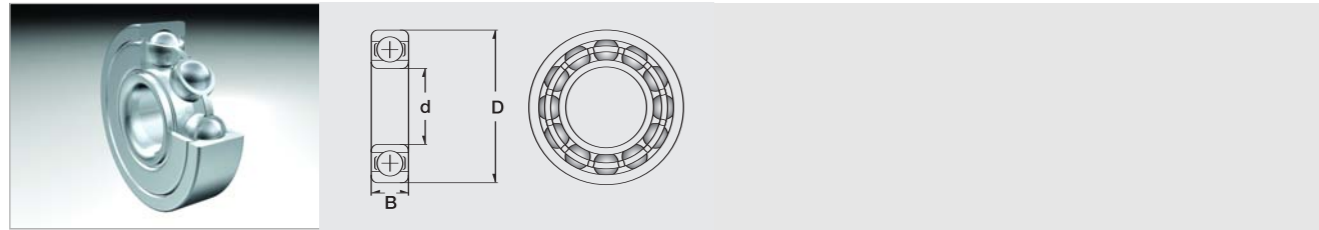


standard or flanged	Dimension (mm)			Designation/Type					
	d	D	B	open		2Z		2RS/2TS	
				Chrome Steel	Stainless	Chrome Steel	Stainless	Chrome Steel	Stainless
standard	1.0	3.0	1.0	681	S681	-	-	-	-
flanged	1.0	3.0	1.0	F 681	SF 681	-	-	-	-
standard	1.0	4.0	1.6	691	S691	-	-	-	-
flanged	1.0	4.0	1.6	F 691	SF 691	-	-	-	-
standard	1.2	4.0	2.5	-	-	MR 41X-2Z	SMR 41X-2Z	-	-
standard	1.5	4.0	1.2	681X	S681X	-	-	-	-
flanged	1.5	4.0	1.2	F 681X	SF 681X	-	-	-	-
standard	1.5	4.0	2.0	-	-	681X-2Z	S681X-2Z	-	-
flanged	1.5	4.0	2.0	-	-	F 681X-2Z	SF 681X-2Z	-	-
standard	1.5	5.0	1.7	X 1.5	SX 1.5	-	-	-	-
standard	1.5	5.0	2.0	691X	S691X	-	-	-	-
flanged	1.5	5.0	2.0	F 691X	SF 691X	-	-	-	-
standard	1.5	5.0	2.6	-	-	691X-2Z	S691X-2Z	-	-
flanged	1.5	5.0	2.6	-	-	F 691X-2Z	SF 691X-2Z	-	-
standard	1.5	6.0	2.5	601X	S601X	-	-	-	-
flanged	1.5	6.0	2.5	F 601X	SF 601X	-	-	-	-
standard	1.5	6.0	3.0	-	-	601X-2Z	S601X-2Z	-	-
flanged	1.5	6.0	3.0	-	-	F 601X-2Z	SF 601X-2Z	-	-
standard	2.0	4.0	1.2	672	S672	-	-	-	-
standard	2.0	5.0	1.5	682	S682	-	-	-	-
flanged	2.0	5.0	1.5	F 682	SF 682	-	-	-	-
standard	2.0	5.0	2.0	MR 52	SMR 52	-	-	-	-
standard	2.0	5.0	2.3	-	-	682-2Z	S682-2Z	-	-
flanged	2.0	5.0	2.3	-	-	F 682-2Z	SF 682-2Z	-	-
standard	2.0	5.0	2.5	-	-	MR 52-2Z	SMR 52-2Z	-	-
flanged	2.0	5.0	2.5	-	-	MF 52-2Z	SMF 52-2Z	-	-
standard	2.0	6.0	2.3	692	S692	692-2ZW2.3	S692-2ZW2.3	-	-
flanged	2.0	6.0	2.3	F 692	SF 692	F 692-2ZW2.3	SF 692-2ZW2.3	-	-
standard	2.0	6.0	2.5	MR 62	SMR 62	MR 62-2Z	SMR 62-2Z	-	-
flanged	2.0	6.0	2.5	MF 62	SMF 62	MF 62-2Z	SMF 62-2Z	-	-
standard	2.0	6.0	3.0	-	-	692-2Z	S692-2Z	-	-
flanged	2.0	6.0	3.0	-	-	F 692-2Z	SF 692-2Z	-	-

* Load Rating (only 100 Cr6)		* Limiting Speed x1000rpm (open & 2Z)		Standard cage type Others on request	Mass (g) approx.
C, dyn. N	C, stat. N	Grease	Oil		
96	26	130.0	150.0	W	< 1 g
96	26	130.0	150.0	W	< 1 g
141	37	100.0	120.0	W	< 1 g
141	37	100.0	120.0	W	< 1 g
112	33	110.0	130.0	W	< 1 g
112	33	100.0	120.0	W	< 1 g
112	33	100.0	120.0	W	< 1 g
112	33	100.0	120.0	W	< 1 g
112	33	100.0	120.0	W	< 1 g
169	50	85.0	100.0	W	< 1 g
169	50	85.0	100.0	W	< 1 g
169	50	85.0	100.0	W	< 1 g
169	50	85.0	100.0	W	< 1 g
330	99	75.0	90.0	W	< 1 g
330	99	75.0	90.0	W	< 1 g
330	99	75.0	90.0	W	< 1 g
330	99	75.0	90.0	W	< 1 g
124	40	91.0	104.0	W	< 1 g
169	50	85.0	100.0	W,J	< 1 g
169	50	85.0	100.0	W,J	< 1 g
169	50	85.0	100.0	W,J	< 1 g
169	50	85.0	100.0	W,J	< 1 g
169	50	85.0	100.0	W	< 1 g
169	50	85.0	100.0	W	< 1 g
330	99	75.0	90.0	W	< 1 g
330	99	75.0	90.0	W	< 1 g
330	99	75.0	90.0	W	< 1 g
330	99	75.0	90.0	W	< 1 g
330	99	75.0	90.0	W	< 1 g
330	99	75.0	90.0	W	< 1 g

[Back to contents >](#)

Metrische Miniaturrillenkugellager / Miniature Metric Series

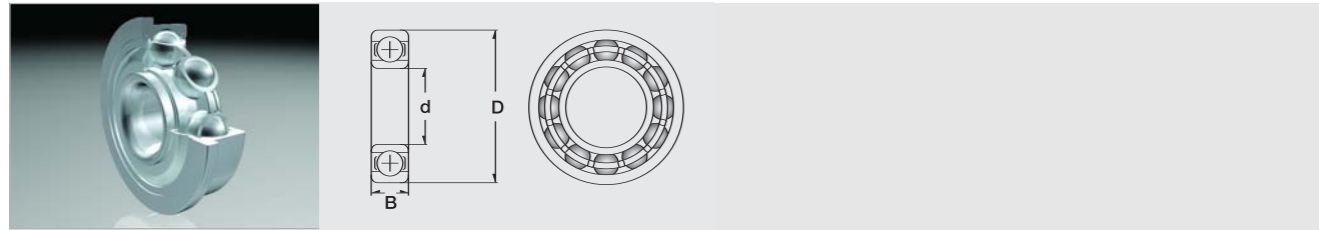


standard or flanged	Dimension (mm)			Designation/Type					
	d	D	B	open		2Z		2RS/2TS	
				Chrome Steel	Stainless	Chrome Steel	Stainless	Chrome Steel	Stainless
standard	2.0	7.0	2.5	602	S602	-	-	-	-
standard	2.0	7.0	2.8	MR 72	SMR 72	-	-	-	-
standard	2.0	7.0	3.5	-	-	602-2Z	S602-2Z	-	-
flanged	2.0	7.0	3.5	-	-	F 602-2Z	SF 602-2Z	-	-
standard	2.0	7.0	3.0	-	-	MR 72-2Z	SMR 72-2Z	-	-
flanged	2.0	7.0	3.0	-	-	MF 72-2Z	SMF 72-2Z	-	-
standard	2.5	6.0	1.8	682X	S682X	-	-	-	-
flanged	2.5	6.0	1.8	F 682X	SF 682X	-	-	-	-
standard	2.5	6.0	2.6	-	-	682X-2Z	S682X-2Z	-	-
flanged	2.5	6.0	2.6	-	-	F 682X-2Z	SF 682X-2Z	-	-
standard	2.5	7.0	2.5	692X	S692X	-	-	-	-
flanged	2.5	7.0	2.5	F 692X	SF 692X	-	-	-	-
standard	2.5	7.0	3.0	-	-	X 2.5-2Z	SX 2.5-2Z	-	-
standard	2.5	7.0	3.5	-	-	692X-2Z	S692X-2Z	-	-
flanged	2.5	7.0	3.5	-	-	F 692X-2Z	SF 692X-2Z	-	-
standard	2.5	8.0	2.5	MR 82X	SMR 82X	-	-	-	-
standard	2.5	8.0	2.8	602X	S602X	-	-	-	-
flanged	2.5	8.0	2.8	F 602X	SF602X	-	-	-	-
standard	2.5	8.0	4.0	-	-	602X-2Z	S602X-2Z	-	-
flanged	2.5	8.0	4.0	-	-	F 602X-2Z	SF 602X-2Z	-	-
standard	3.0	6.0	2.0	MR 63	SMR 63	-	-	-	-
flanged	3.0	6.0	2.0	MF 63	SMF 63	-	-	-	-
standard	3.0	6.0	2.5	-	-	MR 63-2Z	SMR 63-2Z	-	-
flanged	3.0	6.0	2.5	-	-	MF 63-2Z	SMF 63-2Z	-	-
standard	3.0	7.0	2.0	683	S683	-	-	-	-
flanged	3.0	7.0	2.0	F 683	SF683	-	-	-	-
standard	3.0	7.0	3.0	-	-	683-2Z	S683-2Z	683-2TS	S683-2TS
flanged	3.0	7.0	3.0	-	-	F 683-2Z	SF 683-2Z	-	-
standard	3.0	8.0	2.5	MR 83	SMR 83	-	-	-	-
flanged	3.0	8.0	2.5	MF 83	SMF 83	-	-	-	-
standard	3.0	8.0	3.0	693	693	-	-	-	-
flanged	3.0	8.0	3.0	F 693	SF 693	-	-	-	-

* Load Rating (only 100 Cr6)		* Limiting Speed x1000rpm (open & 2Z)		Standard cage type Others on request	Mass (g) approx.
C, dyn. N	C, stat. N	Grease	Oil		
386	129	60.0	71.0	W	< 1 g
386	129	63.0	75.0	W	< 1 g
386	129	60.0	71.0	W	< 1 g
386	129	60.0	71.0	W	< 1 g
386	129	63.0	75.0	W	< 1 g
386	129	63.0	75.0	W	< 1 g
209	74	71.0	80.0	W	< 1 g
209	74	71.0	80.0	W	< 1 g
209	74	71.0	80.0	W	< 1 g
209	74	71.0	80.0	W	< 1 g
386	129	63.0	75.0	W	< 1 g
386	129	63.0	75.0	W	< 1 g
386	129	63.0	75.0	W	< 1 g
386	129	63.0	75.0	W	< 1 g
558	180	60.0	67.0	W	< 1 g
552	177	60.0	71.0	W	< 1 g
552	177	60.0	71.0	W	< 1 g
552	177	60.0	71.0	W	< 1 g
552	177	60.0	71.0	W	< 1 g
209	74	71.0	80.0	W	< 1 g
209	74	71.0	80.0	W	< 1 g
209	74	71.0	80.0	W	< 1 g
209	74	71.0	80.0	W	< 1 g
311	112	63.0	75.0	W,J	< 1 g
311	112	63.0	75.0	W,J	< 1 g
311	112	63.0	75.0	W,J	< 1 g
311	112	63.0	75.0	W,J	< 1 g
395	141	60.0	67.0	W	< 1 g
395	141	60.0	67.0	W	< 1 g
558	180	60.0	67.0	W	< 1 g
558	180	60.0	67.0	W	< 1 g

[Back to contents >](#)

Metrische Miniaturrillenkugellager / Miniature Metric Series

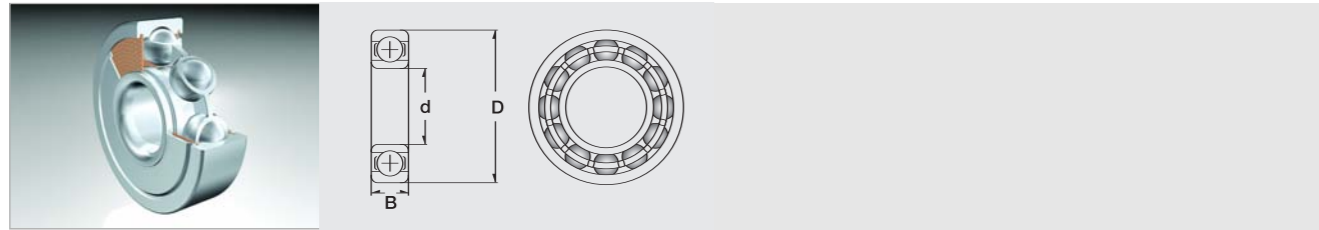


standard or flanged	Dimension (mm)			Designation/Type					
	d	D	B	open		2Z		2RS/2TS	
				Chrome Steel	Stainless	Chrome Steel	Stainless	Chrome Steel	Stainless
standard	3.0	8.0	3.0	-	-	MR 83-2Z	SMR 83-2Z	-	-
flanged	3.0	8.0	3.0	-	-	MF 83-2Z	SMF 83-2Z	-	-
standard	3.0	8.0	4.0	-	-	693-2Z	S693-2Z	-	-
flanged	3.0	8.0	4.0	-	-	F 693-2Z	SF 693-2Z	-	-
standard	3.0	9.0	2.5	MR 93	SMR 93	-	-	-	-
flanged	3.0	9.0	2.5	MF 93	SMF 93	-	-	-	-
standard	3.0	9.0	3.0	603	S603	-	-	-	-
flanged	3.0	9.0	3.0	F 603	SF 603	-	-	-	-
standard	3.0	9.0	4.0	-	-	MR 93-2Z	SMR 93-2Z	-	-
flanged	3.0	9.0	4.0	-	-	MF 93-2Z	SMF 93-2Z	-	-
standard	3.0	9.0	5.0	-	-	603-2Z	S603-2Z	-	-
flanged	3.0	9.0	5.0	-	-	F 603-2Z	SF 603-2Z	-	-
standard	3.0	10.0	4.0	623	S623	623-2Z	S623-2Z	623-2RS	S623-2RS
flanged	3.0	10.0	4.0	F 623	SF 623	F 623-2Z	SF 623-2Z	F 623-2RS	SF 623-2RS
standard	3.0	13.0	5.0	-	-	633-2Z	S633-2Z	-	-
standard	3.5	9.0	4.0	-	-	MR 93X-2Z	SMR 93X-2Z	-	-
standard	4.0	7.0	2.0	MR 74	SMR 74	-	-	-	-
flanged	4.0	7.0	2.0	MF 74	SMF 74	-	-	-	-
standard	4.0	7.0	2.5	-	-	MR 74-2Z	SMR 74-2Z	-	-
flanged	4.0	7.0	2.5	-	-	MF 74-2Z	SMF 74-2Z	-	-
standard	4.0	8.0	2.0	MR 84	SMR 84	-	-	-	-
flanged	4.0	8.0	2.0	MF 84	SMF 84	-	-	-	-
standard	4.0	8.0	3.0	-	-	MR 84-2Z	SMR 84-2Z	MR 84-2RS	SMR 84-2RS
flanged	4.0	8.0	3.0	-	-	MF 84-2Z	SMF 84-2Z	MF 84-2RS	SMF 84-2RS
standard	4.0	9.0	2.5	684	S684	-	-	-	-
flanged	4.0	9.0	2.5	F 684	SF 684	-	-	-	-
standard	4.0	9.0	4.0	-	-	684-2Z	S684-2Z	684-2RS	S684-2RS
flanged	4.0	9.0	4.0	-	-	F 684-2Z	SF 684-2Z	F 684-2RS	SF 684-2RS
standard	4.0	10.0	3.0	MR 104	SMR 104	-	-	-	-
flanged	4.0	10.0	3.0	MF 104	SMF 104	-	-	-	-
standard	4.0	10.0	4.0	-	-	MR 104-2Z	SMR 104-2Z	MR 104-2TS	SMR 104-2TS
flanged	4.0	10.0	4.0	-	-	MF 104-2Z	SMF 104-2Z	MF 104-2TS	SMF 104-2TS

* Load Rating (only 100 Cr6)		* Limiting Speed x1000rpm (open & 2Z)		Standard cage type Others on request	Mass (g) approx.
C, dyn. N	C, stat. N	Grease	Oil		
395	141	60.0	67.0	W	< 1 g
395	141	60.0	67.0	W	< 1 g
558	180	60.0	67.0	W	< 1 g
558	180	60.0	67.0	W	< 1 g
571	189	56.0	67.0	W	< 1 g
571	189	56.0	67.0	W	< 1 g
571	189	56.0	67.0	W	< 2 g
571	189	56.0	67.0	W	< 2 g
571	189	56.0	67.0	W	< 2 g
571	189	56.0	67.0	W	< 2 g
631	219	50.0	60.0	W,J	< 2 g
631	219	50.0	60.0	W,J	< 2 g
1301	488	40.0	48.0	J	< 4 g
571	189	56.0	67.0	W	< 3 g
255	108	60.0	67.0	W	< 1 g
255	108	60.0	67.0	W	< 1 g
255	108	60.0	67.0	W	< 1 g
255	108	60.0	67.0	W	< 1 g
395	141	56.0	67.0	W	< 1 g
395	141	56.0	67.0	W	< 1 g
395	141	56.0	67.0	W	< 2 g
395	141	56.0	67.0	W	< 2 g
641	227	53.0	63.0	W,J	< 2 g
641	227	53.0	63.0	W,J	< 2 g
641	227	53.0	63.0	W,J	< 2 g
641	227	53.0	63.0	W,J	< 2 g
711	272	48.0	56.0	W,J	< 2 g
711	272	48.0	56.0	W,J	< 2 g
711	272	48.0	56.0	W,J	< 2 g
711	272	48.0	56.0	W,J	< 2 g

[Back to contents >](#)

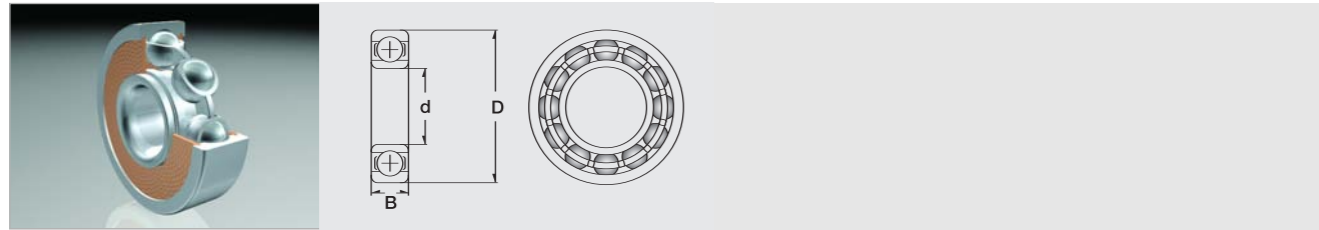
Metrische Miniaturrillenkugellager / Miniature Metric Series



standard or flanged	Dimension (mm)			Designation/Type					
	d	D	B	open		2Z		2RS/2TS	
				Chrome Steel	Stainless	Chrome Steel	Stainless	Chrome Steel	Stainless
standard	4.0	11.0	4.0	694	S694	694-2Z	S694-2Z	694-2RS	S694-2RS
flanged	4.0	11.0	4.0	F 694	SF 694	F 694-2Z	SF 694-2Z	F 694-2RS	SF 694-2RS
standard	4.0	12.0	4.0	604	S604	604-2Z	S604-2Z	604-2RS	S604-2RS
flanged	4.0	12.0	4.0	F 604	SF 604	F 604-2Z	SF 604-2Z	F 604-2RS	SF 604-2RS
standard	4.0	13.0	5.0	624	S624	624-2Z	S624-2Z	624-2RS	S624-2RS
flanged	4.0	13.0	5.0	F 624	SF 624	F 624-2Z	SF 624-2Z	F 624-2RS	SF 624-2RS
standard	4.0	16.0	5.0	634	S634	634-2Z	S634-2Z	634-2RS	S634-2RS
flanged	4.0	16.0	5.0	F 634	SF 634	F 634-2Z	SF 634-2Z	F 634-2RS	SF 634-2RS
standard	5.0	8.0	2.0	MR 85	SMR 85	-	-	-	-
flanged	5.0	8.0	2.0	MF 85	SMF 85	-	-	-	-
standard	5.0	8.0	2.5	-	-	MR 85-2Z	SMR 85-2Z	-	-
flanged	5.0	8.0	2.5	-	-	MF 85-2Z	SMF 85-2Z	-	-
standard	5.0	9.0	2.5	MR 95	SMR 95	-	-	-	-
flanged	5.0	9.0	2.5	MF 95	SMF 95	-	-	-	-
standard	5.0	9.0	3.0	-	-	MR 95-2Z	SMR 95-2Z	MR 95-2TS	SMR 95-2TS
flanged	5.0	9.0	3.0	-	-	MF 95-2Z	SMF 95-2Z	MF 95-2TS	SMF 95-2TS
standard	5.0	10.0	3.0	MR 105	SMR 105	-	-	-	-
flanged	5.0	10.0	3.0	MF 105	SMF 105	-	-	-	-
standard	5.0	10.0	4.0	-	-	MR 105-2Z	SMR 105-2Z	MR 105-2RS	SMR 105-2RS
flanged	5.0	10.0	4.0	-	-	MF 105-2Z	SMF 105-2Z	MF 105-2RS	SMF 105-2RS
standard	5.0	11.0	3.0	S685	S685	-	-	-	-
flanged	5.0	11.0	3.0	F 685	SF 685	-	-	-	-
standard	5.0	11.0	4.0	-	-	MR 115-2Z	SMR 115-2Z	MR 115-2RS	SMR 115-2RS
flanged	5.0	11.0	4.0	-	-	MF 115-2Z	SMF 115-2Z	MF 115-2RS	SMF 115-2RS
standard	5.0	11.0	5.0	-	-	685-2Z	S685-2Z	685-2RS	S685-2RS
flanged	5.0	11.0	5.0	-	-	F 685-2Z	SF 685-2Z	F 685-2RS	SF 685-2RS
standard	5.0	13.0	4.0	695	S695	-	-	-	-
flanged	5.0	13.0	4.0	F 695	SF 695	-	-	-	-
standard	5.0	13.0	5.0	695W5	S695W5	695-2Z	S695-2Z	695-2RS	S695-2RS
flanged	5.0	13.0	5.0	-	-	F 695-2Z	SF 695-2Z	F 695-2RS	SF 695-2RS
standard	5.0	14.0	5.0	605	S605	605-2Z	S605-2Z	605-2RS	S605-2RS
flanged	5.0	14.0	5.0	F 605	SF 605	F 605-2Z	SF 605-2Z	F 605-2RS	SF 605-2RS

* Load Rating (only 100 Cr6)		* Limiting Speed x1000rpm (open & 2Z)		Standard cage type Others on request	Mass (g) approx.
C, dyn. N	C, stat. N	Grease	Oil		
957	350	48.0	56.0	W,J	< 2 g
957	350	48.0	56.0	W,J	< 2 g
957	350	48.0	56.0	W,J	< 3 g
957	350	48.0	56.0	W,J	< 3 g
1301	488	40.0	48.0	W,J	< 4 g
1301	488	40.0	48.0	W,J	< 4 g
1340	523	36.0	43.0	W,J	< 6 g
1340	523	36.0	43.0	W,J	< 6 g
218	90	53.0	63.0	W	< 1 g
218	90	53.0	63.0	W	< 1 g
218	90	53.0	63.0	W	< 1 g
218	90	53.0	63.0	W	< 1 g
431	169	50.0	60.0	W	< 1 g
431	169	50.0	60.0	W	< 1 g
431	169	50.0	60.0	W	< 1 g
431	169	50.0	60.0	W	< 1 g
431	169	50.0	60.0	W,J	< 2 g
431	169	50.0	60.0	W,J	< 2 g
431	169	50.0	60.0	W,J	< 2 g
431	169	50.0	60.0	W,J	< 2 g
716	282	45.0	53.0	W	< 2 g
716	282	45.0	53.0	W	< 2 g
716	282	45.0	53.0	W,J	< 1 g
716	282	45.0	53.0	W,J	< 1 g
716	282	45.0	53.0	W	< 2 g
716	282	45.0	53.0	W	< 2 g
1077	432	43.0	50.0	W,J	< 3 g
1077	432	43.0	50.0	W,J	< 3 g
1077	432	43.0	50.0	W,J	< 3 g
1077	432	43.0	50.0	W,J	< 3 g
1329	507	40.0	50.0	W,J	< 5 g
1329	507	40.0	50.0	W,J	< 5 g

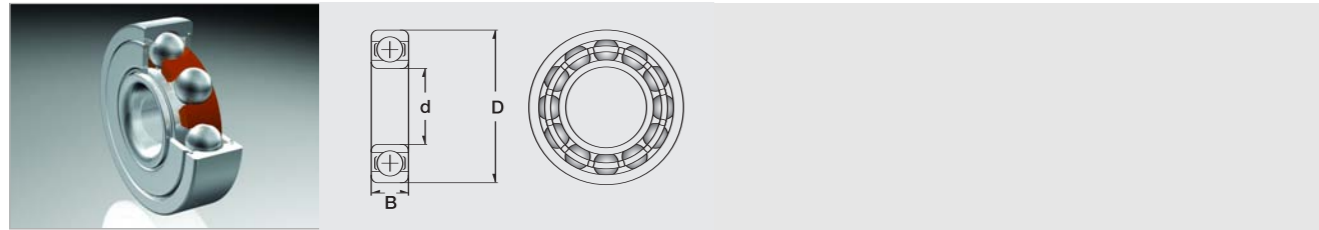
Metrische Miniaturrillenkugellager / Miniature Metric Series



standard or flanged	Dimension (mm)			Designation/Type					
	d	D	B	open		2Z		2RS/2TS	
				Chrome Steel	Stainless	Chrome Steel	Stainless	Chrome Steel	Stainless
standard	5.0	16.0	5.0	625	S625	625-2Z	S625-2Z	625-2RS	S625-2RS
flanged	5.0	16.0	5.0	F 625	SF 625	F 625-2Z	SF 625-2Z	F 625-2RS	SF 625-2RS
standard	5.0	19.0	6.0	635	S635	635-2Z	S635-2Z	635-2RS	S635-2RS
flanged	5.0	19.0	6.0	F 635	SF 635	F 635-2Z	SF 635-2Z	F 635-2RS	SF 635-2RS
standard	6.0	10.0	2.5	MR 106	SMR 106	-	-	-	-
flanged	6.0	10.0	2.5	MF 106	SMF 106	-	-	-	-
standard	6.0	10.0	3.0	-	-	MR 106-2Z	SMR 106-2Z	MR 106-2RS	SMR 106-2RS
flanged	6.0	10.0	3.0	-	-	MF 106-2Z	SMF 106-2Z	MF 106-2RS	SMF 106-2RS
standard	6.0	12.0	3.0	MR 126	SMR 126	-	-	-	-
flanged	6.0	12.0	3.0	MF 126	SMF 126	-	-	-	-
standard	6.0	12.0	4.0	-	-	MR 126-2Z	SMR 126-2Z	MR 126-2RS	SMR 126-2RS
flanged	6.0	12.0	4.0	-	-	MF 126-2Z	SMF 126-2Z	MF 126-2RS	SMF 126-2RS
standard	6.0	13.0	3.5	686	S686	-	-	-	-
flanged	6.0	13.0	3.5	F 686	SF 686	-	-	-	-
standard	6.0	13.0	4.5	-	-	686-2ZW4.5	S686-2ZW4.5	686-2TS4.5	S686-2TS4.5
standard	6.0	13.0	5.0	686W5	S686W5	686-2Z	S686-2Z	686-2RS	S686-2RS
flanged	6.0	13.0	5.0	-	-	F 686-2Z	SF 686-2Z	F 686-2RS	SF 686-2RS
standard	6.0	15.0	5.0	696	S696	696-2Z	S696-2Z	696-2RS	S696-2RS
flanged	6.0	15.0	5.0	F 696	SF 696	F 696-2Z	SF 696-2Z	F 696-2RS	SF 696-2RS
standard	6.0	16.0	5.0	696A	S696A	696A-2Z	S696A-2Z	696A-2RS	S696A-2RS
flanged	6.0	16.0	5.0	F 696A	SF 696A	F 696A-2Z	SF 696A-2Z	F 696A-RS	SF 696A-2RS
standard	6.0	17.0	6.0	606	S606	606-2Z	S606-2Z	606-2RS	S606-2RS
flanged	6.0	17.0	6.0	F 606	SF 606	F 606-2Z	SF 606-2Z	F 606-2RS	SF 606-2RS
standard	6.0	19.0	6.0	626	S626	626-2Z	S626-2Z	626-2RS	S626-2RS
flanged	6.0	19.0	6.0	F 626	SF 626	F 626-2Z	SF 626-2Z	F 626-2RS	SF 626-2RS
standard	6.0	22.0	7.0	636	S636	636-2Z	S636-2Z	636-2RS	S636-2RS
standard	7.0	11.0	2.5	MR 117	SMR 117	-	-	-	-
flanged	7.0	11.0	2.5	MF 117	SMF 117	-	-	-	-
standard	7.0	11.0	3.0	-	-	MR 117-2Z	SMR 117-2Z	MR 117-2RS	SMR 117-2RS
flanged	7.0	11.0	3.0	-	-	MF 117-2Z	SMF 117-2Z	MF 117-2RS	SMF 117-2RS
standard	7.0	13.0	3.0	MR 137	SMR 137	-	-	-	-
flanged	7.0	13.0	3.0	MF 137	SMF 137	-	-	-	-

* Load Rating (only 100 Cr6)		* Limiting Speed x1000rpm (open & 2Z)		Standard cage type Others on request	Mass (g) approx.
C, dyn. N	C, stat. N	Grease	Oil		
1729	675	36.0	43.0	W,J	< 6 g
1729	675	36.0	43.0	W,J	< 6 g
2336	896	32.0	40.0	J	< 8 g
2336	896	32.0	40.0	J	< 10 g
496	218	45.0	53.0	W	< 1 g
496	218	45.0	53.0	W	< 1 g
496	218	45.0	53.0	W	< 1 g
496	218	45.0	53.0	W	< 1 g
716	295	43.0	50.0	W,J	< 2 g
716	295	43.0	50.0	W,J	< 2 g
716	295	43.0	50.0	W,J	< 2 g
716	295	43.0	50.0	W,J	< 2 g
1082	442	40.0	50.0	W,J	< 3 g
1082	442	40.0	50.0	W,J	< 4 g
1082	442	40.0	50.0	W,J	< 4 g
1082	442	40.0	50.0	W,J	< 4 g
1340	523	40.0	45.0	W,J	< 4 g
1340	523	40.0	45.0	W,J	< 4 g
1340	523	40.0	45.0	J	< 7 g
1340	523	40.0	45.0	J	< 7 g
2263	846	38.0	45.0	J	< 7 g
2263	846	38.0	45.0	J	< 8 g
2336	896	32.0	40.0	J	< 8 g
2336	896	32.0	40.0	J	< 10 g
3333	1423	30.0	36.0	J	< 5 g
455	202	43.0	50.0	W	< 1 g
455	202	43.0	50.0	W	< 1 g
455	202	43.0	50.0	W	< 1 g
455	202	43.0	50.0	W	< 1 g
541	276	40.0	48.0	W	< 3 g
541	276	40.0	48.0	W	< 3 g

Metrische Miniaturrillenkugellager / Miniature Metric Series

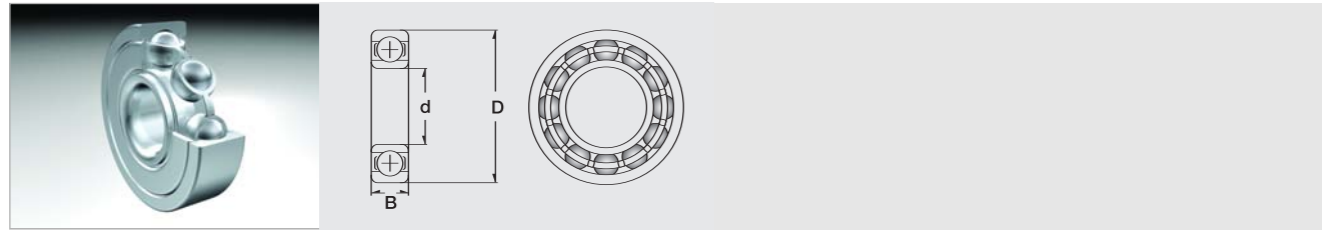


standard or flanged	Dimension (mm)			Designation/Type					
	d	D	B	open		2Z		2RS/2TS	
				Chrome Steel	Stainless	Chrome Steel	Stainless	Chrome Steel	Stainless
standard	7.0	13.0	4.0	-	-	MR 137-2Z	SMR 137-2Z	MR 137-2RS	SMR 137-2RS
flanged	7.0	13.0	4.0	-	-	MF 137-2Z	SMF 137-2Z	MF 137-2RS	SMF 137-2RS
standard	7.0	14.0	3.5	687	S687	-	-	-	-
flanged	7.0	14.0	3.5	F 687	SF 687	-	-	-	-
standard	7.0	14.0	5.0	-	-	687-2Z	S687-2Z	687-2RS	S687-2RS
flanged	7.0	14.0	5.0	-	-	F 687-2Z	SF 687-2Z	F 687-2RS	SF 687-2RS
standard	7.0	17.0	5.0	697	S697	697-2Z	S697-2Z	697-2RS	S697-2RS
flanged	7.0	17.0	5.0	F 697	SF 697	F 697-2Z	SF 697-2Z	F 697-2RS	SF 697-2RS
standard	7.0	19.0	6.0	607	S607	607-2Z	S607-2Z	607-2RS	S607-2RS
flanged	7.0	19.0	6.0	F 607	SF 607	F 607-2Z	SF 607-2Z	F 607-2RS	SF 607-2RS
standard	7.0	22.0	7.0	627	S627	627-2Z	S627-2Z	627-2RS	S627-2RS
flanged	7.0	22.0	7.0	F 627	SF 627	F 627-2Z	SF 627-2Z	F 627-2RS	SF 627-2RS
standard	8.0	12.0	2.5	MR 128	SMR 128	-	-	-	-
flanged	8.0	12.0	2.5	MF 128	SMF 128	-	-	-	-
standard	8.0	12.0	3.5	-	-	MR 128-2Z	SMR 128-2Z	MR 128-2RS	SMR 128-2RS
flanged	8.0	12.0	3.5	-	-	MF 128-2Z	SMF 128-2Z	MF 128-2RS	SMF 128-2RS
standard	8.0	14.0	3.5	MR 148	SMR 148	-	-	-	-
flanged	8.0	14.0	3.5	MF 148	SMF 148	-	-	-	-
standard	8.0	14.0	4.0	-	-	MR 148-2Z	SMR 148-2Z	MR 148-2RS	SMR 148-2RS
flanged	8.0	14.0	4.0	-	-	MF 148-2Z	SMF 148-2Z	MF 148-2RS	SMF 148-2RS
standard	8.0	16.0	4.0	688	S688	688-2ZW4	S688-2ZW4	688-2RSW4	S688-2RSW4
flanged	8.0	16.0	4.0	F 688	SF 688	F 688-2ZW4	SF 688-2ZW4	F 688-2RSW4	SF 688-2RSW4
standard	8.0	16.0	5.0	688W5	S688W5	688-2Z	S688-2Z	688-2RS	S688-2RS
flanged	8.0	16.0	5.0	F 688W5	SF 688W5	F 688-2Z	SF 688-2Z	F 688-2RS	SF 688-2RS
standard	8.0	16.0	6.0	688W6	S688W6	688-2ZW6	S688-2ZW6	688-2RSW6	S688-2RSW6
flanged	8.0	16.0	6.0	F 688W6	SF 688W6	F 688-2ZW6	SF 688-2ZW6	F 688-2RSW6	SF 688-2RSW6
standard	8.0	19.0	6.0	698	S698	698-2Z	S698-2Z	698-2RS	S698-2RS
flanged	8.0	19.0	6.0	F 698	SF 698	F 698-2Z	SF 698-2Z	F 698-2RS	SF 698-2RS
standard	8.0	22.0	6.0	608W6	S608W6	608-2ZW6	S608-2ZW6	608-2RSW6	S608-2RSW6
standard	8.0	22.0	7.0	608	S608	608-2Z	S608-2Z	608-2RS	S608-2RS
flanged	8.0	22.0	7.0	F 608	SF 608	F 608-2Z	SF 608-2Z	F 608-2RS	SF 608-2RS
standard	8.0	22.0	11.0	-	-	630/8-2Z	-	630/8-2RS	-

* Load Rating (only 100 Cr6)		* Limiting Speed x1000rpm (open & 2Z)		Standard cage type Others on request	Mass (g) approx.
C, dyn. N	C, stat. N	Grease	Oil		
541	276	40.0	48.0	W	< 3 g
541	276	40.0	48.0	W	< 3 g
1173	513	40.0	50.0	W,J	< 4 g
1173	513	40.0	50.0	W,J	< 4 g
1173	513	40.0	50.0	W,J	< 4 g
1173	513	40.0	50.0	W,J	< 4 g
1605	719	36.0	43.0	J	< 6 g
1605	719	36.0	43.0	J	< 6 g
2336	896	36.0	43.0	J	< 8 g
2336	896	36.0	43.0	J	< 10 g
3287	1379	30.0	36.0	J	< 14 g
3287	1379	30.0	36.0	J	< 15 g
543	274	40.0	48.0	W	< 1 g
543	274	40.0	48.0	W	< 2 g
543	274	40.0	48.0	W	< 2 g
543	274	40.0	48.0	W	< 2 g
817	386	38.0	45.0	W	< 3 g
817	386	38.0	45.0	W	< 3 g
817	386	38.0	45.0	W	< 3 g
817	386	38.0	45.0	W	< 3 g
1252	592	36.0	43.0	W,J	< 4 g
1252	592	36.0	43.0	W,J	< 4 g
1252	592	36.0	43.0	W,J	< 4 g
1252	592	36.0	43.0	W,J	< 4 g
1252	592	36.0	43.0	W,J	< 5 g
1252	592	36.0	43.0	W,J	< 5 g
2237	917	36.0	43.0	J	< 8 g
2237	917	36.0	43.0	J	< 8 g
3293	1379	34.0	40.0	J	< 13 g
3293	1379	34.0	40.0	J	< 14 g
3293	1379	34.0	40.0	J	< 15 g
3293	1379	34.0	40.0	J	< 19 g

[Back to contents >](#)

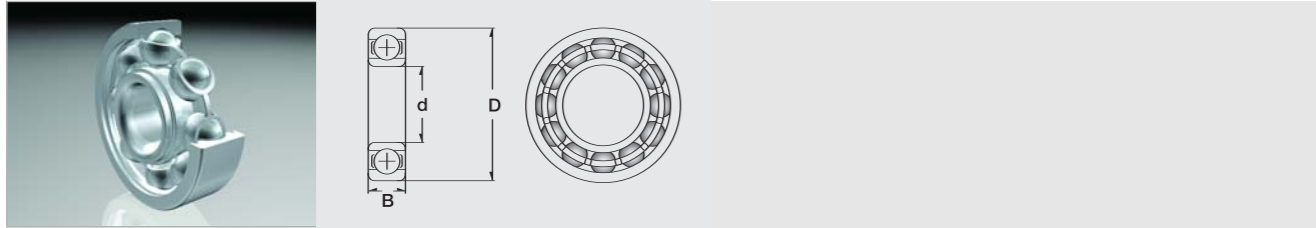
Metrische Miniaturrillenkugellager / Miniature Metric Series



standard or flanged	Dimension (mm)			Designation/Type					
	d	D	B	open		2Z		2RS/2TS	
				Chrome Steel	Stainless	Chrome Steel	Stainless	Chrome Steel	Stainless
standard	8.0	22.0	11.0	Zweihiges Radiallager	Double Row Bearing	30/8-2Z	-	30/8-2RS	-
standard	8.0	24.0	7.0	608/24	S608/24	608/24-2Z	S608/24-2Z	608/24-2RS	S608/24-2RS
standard	8.0	24.0	8.0	628	S628	628-2Z	S628-2Z	628-2RS	S628-2RS
flanged	8.0	24.0	8.0	F 628	SF 628	F 628-2Z	SF 628-2Z	F 628-2RS	SF 628-2RS
standard	8.0	26.0	7.0	608/26	S608/26	608/26-2Z	S608/26-2Z	608/26-2RS	S608/26-2RS
standard	8.0	28.0	9.0	638	S638	638-2Z	S638-2Z	638-2RS	S638-2RS
standard	9.0	14.0	3.0	679	S679	-	-	-	-
standard	9.0	17.0	4.0	689	S689	-	-	-	-
flanged	9.0	17.0	4.0	F 689	SF 689	-	-	-	-
standard	9.0	17.0	5.0	-	-	689-2Z	S689-2Z	689-2RS	S689-2RS
flanged	9.0	17.0	5.0	-	-	F 689-2Z	SF 689-2Z	F 689-2RS	SF 689-2RS
standard	9.0	17.0	6.0	689W6	S689W6	689-2ZW6	S689-2ZW6	689-2RSW6	S689-2RSW6
standard	9.0	20.0	6.0	699	S699	699-2Z	S699-2Z	699-2RS	S699-2RS
flanged	9.0	20.0	6.0	F 699	SF 699	F 699-2Z	SF 699-2Z	F 699-2RS	SF 699-2RS
standard	9.0	24.0	7.0	609	S609	609-2Z	S609-2Z	609-2RS	S609-2RS
flanged	9.0	24.0	7.0	F 609	SF 609	F 609-2Z	SF 609-2Z	F 609-2RS	SF 609-2RS
standard	9.0	26.0	8.0	629	S629	629-2Z	S629-2Z	629-2RS	S629-2RS
flanged	9.0	26.0	8.0	F 629	SF 629	F 629-2Z	SF 629-2Z	F 629-2RS	SF 629-2RS

* Load Rating (only 100 Cr6)		* Limiting Speed x1000rpm (open & 2Z)		Standard cage type Others on request	Mass (g) approx.
C, dyn. N	C, stat. N	Grease	Oil		
5070	2580	30.0	36.0	J	< 20 g
3293	1379	34.0	40.0	J	< 25 g
3333	1423	28.0	34.0	J	< 18 g
3333	1423	28.0	34.0	J	< 20 g
3293	1379	34.0	40.0	J	< 28 g
4563	1983	28.0	34.0	J	< 31 g
919	468	36.0	42.0	W	< 3 g
1327	668	36.0	43.0	J	< 5 g
1327	668	36.0	43.0	J	< 5 g
1327	668	36.0	43.0	J	< 5 g
1327	668	36.0	43.0	J	< 5 g
2467	1081	34.0	40.0	J	< 8 g
2467	1081	34.0	40.0	J	< 10 g
3356	1444	32.0	38.0	J	< 16 g
3356	1444	32.0	38.0	J	< 18 g
4575	1983	28.0	34.0	J	< 22 g
4575	1983	28.0	34.0	J	< 24 g

Zöllige Miniaturrillenkugellager / Miniature Inch Series

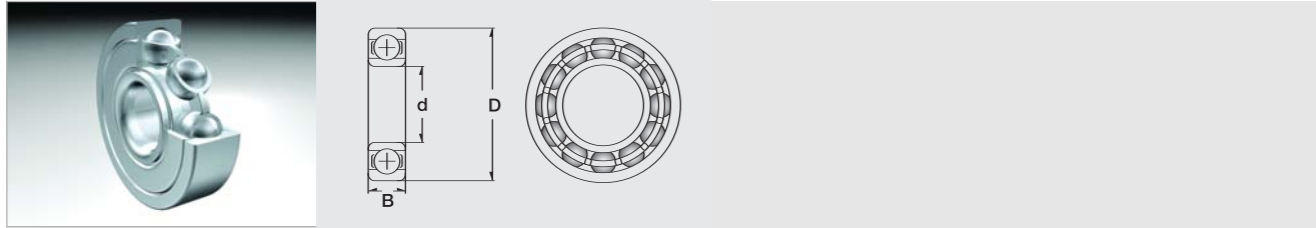


	Dimension (mm)			Dimension (inch)			Dimension (inch)		
	d	D	B	d	D	B	d	D	B
standard	1.984	6.350	2.380	0.0781	0.2500	0.0937	5/64	1/4	3/32
standard	1.984	6.350	3.571	0.0781	0.2500	0.1406	5/64	1/4	9/64
flanged	1.984	6.350	3.571	0.0781	0.2500	0.1406	5/64	1/4	9/64
standard	2.380	4.763	1.588	0.0937	0.1875	0.0625	3/32	3/16	1/16
flanged	2.380	4.763	1.588	0.0937	0.1875	0.0625	3/32	3/16	1/16
standard	2.380	4.763	2.380	0.0937	0.1875	0.0937	3/32	3/16	3/32
flanged	2.380	4.763	2.380	0.0937	0.1875	0.0937	3/32	3/16	3/32
standard	2.380	7.938	2.779	0.0937	0.3125	0.1094	3/32	5/16	7/64
standard	2.380	7.938	3.571	0.0937	0.3125	0.1406	3/32	5/16	9/64
flanged	2.380	7.938	3.571	0.0937	0.3125	0.1406	3/32	5/16	9/64
standard	3.175	6.350	2.380	0.1250	0.2500	0.0937	1/8	1/4	3/32
flanged	3.175	6.350	2.380	0.1250	0.2500	0.0937	1/8	1/4	3/32
standard	3.175	6.350	2.779	0.1250	0.2500	0.1094	1/8	1/4	7/64
flanged	3.175	6.350	2.779	0.1250	0.2500	0.1094	1/8	1/4	7/64
standard	3.175	7.938	2.779	0.1250	0.3125	0.1094	1/8	5/16	7/64
flanged	3.175	7.938	2.779	0.1250	0.3125	0.1094	1/8	5/16	7/64
standard	3.175	7.938	3.571	0.1250	0.3125	0.1406	1/8	5/16	9/64
flanged	3.175	7.938	3.571	0.1250	0.3125	0.1406	1/8	5/16	9/64
standard	3.175	9.525	2.779	0.1250	0.3750	0.1094	1/8	3/8	7/64
flanged	3.175	9.525	2.779	0.1250	0.3750	0.1094	1/8	3/8	7/64
standard	3.175	9.525	3.571	0.1250	0.3750	0.1406	1/8	3/8	9/64
flanged	3.175	9.525	3.571	0.1250	0.3750	0.1406	1/8	3/8	9/64
standard	3.175	9.525	3.967	0.1250	0.3750	0.1562	1/8	3/8	5/32
flanged	3.175	9.525	3.967	0.1250	0.3750	0.1562	1/8	3/8	5/32
standard	3.175	12.700	4.366	0.1250	0.5000	0.1719	1/8	1/2	11/64
flanged	3.175	12.700	4.366	0.1250	0.5000	0.1719	1/8	1/2	11/64
standard	3.967	7.938	2.779	0.1562	0.3125	0.1094	5/32	5/16	7/64
standard	3.967	7.938	3.175	0.1562	0.3125	0.1250	5/32	5/16	1/8
flanged	3.967	7.938	3.175	0.1562	0.3125	0.1250	5/32	5/16	1/8
standard	4.763	7.938	2.779	0.1875	0.3125	0.1094	3/16	5/16	7/64
standard	4.763	7.938	3.175	0.1875	0.3125	0.1250	3/16	5/16	1/8
flanged	4.763	7.938	3.175	0.1875	0.3125	0.1250	3/16	5/16	1/8
standard	4.763	9.525	3.175	0.1875	0.3750	0.1250	3/16	3/8	1/8
flanged	4.763	9.525	3.175	0.1875	0.3750	0.1250	3/16	3/8	1/8
standard	4.763	12.700	3.967	0.1875	0.5000	0.1562	3/16	1/2	5/32
flanged	4.763	12.700	3.967	0.1875	0.5000	0.1562	3/16	1/2	5/32
standard	4.763	12.700	4.978	0.1875	0.5000	0.1960	3/16	1/2	10/51
flanged	4.763	12.700	4.978	0.1875	0.5000	0.1960	3/16	1/2	10/51

Designation/Type						* Load Rating (only 100 Cr6)		* Limiting Speed x1000rpm (open & 2Z)		Mass (g) approx.
open		2Z		2RS/2TS		C, dyn. N	C, stat. N	Grease	Oil	
Chrome Steel	Stainless	Chrome Steel	Stainless	Chrome Steel	Stainless					
R 1-4	SR 1-4	-	-	-	-	284	96	67.0	80.0	< 1 g
-	-	R 1-4-2Z	SR 1-4-2Z	-	-	284	96	67.0	80.0	< 1 g
-	-	FR 1-4-2Z	SFR 1-4-2Z	-	-	284	96	67.0	80.0	< 1 g
R 133	SR 133	-	-	-	-	144	53	80.0	95.0	< 1 g
FR 133	SFR 133	-	-	-	-	144	53	80.0	95.0	< 1 g
-	-	R 133-2Z	SR 133-2Z	-	-	144	53	80.0	95.0	< 1 g
-	-	FR 133-2Z	SFR 133-2Z	-	-	144	53	80.0	95.0	< 1 g
R 1-5	SR 1-5	-	-	-	-	552	176	60.0	71.0	< 1 g
-	-	R 1-5-2Z	SR 1-5-2Z	-	-	552	176	60.0	71.0	< 1 g
-	-	FR 1-5-2Z	SFR 1-5-2Z	-	-	552	176	60.0	71.0	< 1 g
R 144	SR 144	-	-	-	-	284	96	67.0	80.0	< 1 g
FR 144	SFR 144	-	-	-	-	284	96	67.0	80.0	< 1 g
-	-	R 144-2Z	SR 144-2Z	-	-	284	96	67.0	80.0	< 1 g
-	-	FR 144-2Z	SFR 144-2Z	-	-	284	96	67.0	80.0	< 1 g
R 2-5	SR 2-5	-	-	-	-	558	180	60.0	67.0	< 1 g
FR 2-5	SFR 2-5	-	-	-	-	558	180	60.0	67.0	< 1 g
-	-	R 2-5-2Z	SR 2-5-2Z	-	-	558	180	60.0	67.0	< 1 g
-	-	FR 2-5-2Z	SFR 2-5-2Z	-	-	558	180	60.0	67.0	< 1 g
R 2-6	SR 2-6	-	-	-	-	640	227	53.0	63.0	< 2 g
FR 2-6	SFR 2-6	-	-	-	-	640	227	53.0	63.0	< 2 g
-	-	R 2-6-2Z	SR 2-6-2Z	-	-	640	227	53.0	63.0	< 2 g
-	-	FR 2-6-2Z	SFR 2-6-2Z	-	-	640	227	53.0	63.0	< 2 g
R 2	SR 2	R 2-2Z	SR 2-2Z	R 2-2RS	SR 2-2RS	631	219	56.0	67.0	< 2 g
FR 2	SFR 2	FR 2-2Z	SFR 2-2Z	FR 2-2RS	SFR 2-2RS	631	219	56.0	67.0	< 2 g
R 2A	SR 2A	R 2A-2Z	SR 2A-2Z	R 2A-2RS	SR 2A-2RS	640	227	53.0	63.0	< 3 g
FR 2A	SFR 2A	FR 2A-2Z	SFR 2A-2Z	FR 2A-2RS	SFR 2A-2RS	640	227	53.0	63.0	< 3 g
R 155	SR 155	-	-	-	-	359	150	53.0	63.0	< 1 g
-	-	R 155-2Z	SR 155-2Z	-	-	359	150	53.0	63.0	< 1 g
-	-	FR 155-2Z	SFR 155-2Z	-	-	359	150	53.0	63.0	< 1 g
R 156	SR 156	-	-	-	-	359	150	53.0	63.0	< 1 g
-	-	R 156-2Z	SR 156-2Z	R 156-2TS	SR 156-2TS	359	150	53.0	63.0	< 1 g
-	-	FR 156-2Z	SFR 156-2Z	FR 156-2TS	SFR 156-2TS	359	150	53.0	63.0	< 1 g
R 166	SR 166	R 166-2Z	SR 166-2Z	R 166-2TS	SR 166-2TS	709	272	50.0	60.0	< 1 g
FR 166	SFR 166	FR 166-2Z	SFR 166-2Z	FR 166-2TS	SFR 166-2TS	709	272	50.0	60.0	< 1 g
R 3	SR 3	R 3-2ZW.15	-	-	-	1301	488	43.0	53.0	< 3 g
FR 3	SFR 3	-	-	-	-	1301	488	43.0	53.0	< 3 g
-	-	R 3-2Z	SR 3-2Z	R 3-2RS	SR 3-2RS	1301	488	43.0	53.0	< 3 g
-	-	FR 3-2Z	SFR 3-2Z	FR 3-2RS	SFR 3-2RS	1301	488	43.0	53.0	< 5 g

[Back to contents >](#)

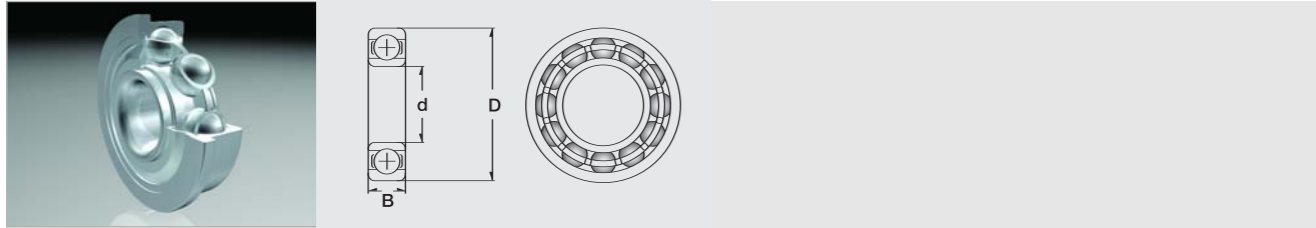
Zöllige Miniaturrillenkugellager / Miniature Inch Series



standard or flanged	Dimension (mm)			Dimension (inch)			Dimension (inch)		
	d	D	B	d	D	B	d	D	B
standard	4.763	15.875	4.978	0.1875	0.6250	0.1960	3/16	5/8	10/51
flanged	4.763	15.875	4.978	0.1875	0.6250	0.1960	3/16	5/8	10/51
standard	6.350	9.525	3.175	0.2500	0.3750	0.1250	1/4	3/8	1/8
flanged	6.350	9.525	3.175	0.2500	0.3750	0.1250	1/4	3/8	1/8
standard	6.350	12.700	3.175	0.2500	0.5000	0.1250	1/4	1/2	1/8
flanged	6.350	12.700	3.175	0.2500	0.5000	0.1250	1/4	1/2	1/8
standard	6.350	12.700	4.763	0.2500	0.5000	0.1875	1/4	1/2	3/16
flanged	6.350	12.700	4.763	0.2500	0.5000	0.1875	1/4	1/2	3/16
standard	6.350	15.875	4.978	0.2500	0.6250	0.1960	1/4	5/8	10/51
flanged	6.350	15.875	4.978	0.2500	0.6250	0.1960	1/4	5/8	10/51
standard	6.350	15.875	8.733	0.2500	0.6250	0.3438	1/4	5/8	11/32
standard	6.350	19.050	5.558	0.2500	0.7500	0.2188	1/4	3/4	7/32
standard	6.350	19.050	7.142	0.2500	0.7500	0.2812	1/4	3/4	9/32
standard	7.938	12.700	3.967	0.3125	0.5000	0.1562	5/16	1/2	5/32
flanged	7.938	12.700	3.967	0.3125	0.5000	0.1562	5/16	1/2	5/32
standard	9.525	22.225	5.558	0.3750	0.8750	0.2188	3/8	7/8	7/32
flanged	9.525	22.225	5.558	0.3750	0.8750	0.2188	3/8	7/8	7/32
standard	9.525	22.225	7.142	0.3750	0.8750	0.2812	3/8	7/8	9/32
flanged	9.525	22.225	7.142	0.3750	0.8750	0.2812	3/8	7/8	9/32
standard	9.525	22.225	9.525	0.3750	0.8750	0.3750	3/8	7/8	3/8

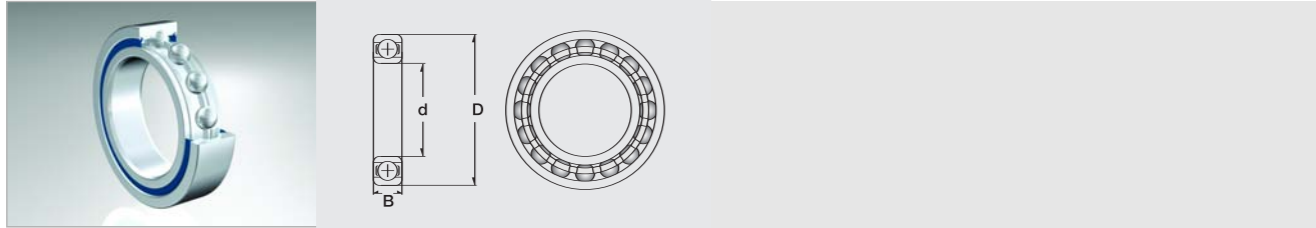
Designation/Type						* Load Rating (only 100 Cr6)		* Limiting Speed x1000rpm (open & 2Z)		Mass (g) approx.
open		2Z		2RS/2TS		C, dyn. N	C, stat. N	Grease	Oil	
Chrome Steel	Stainless	Chrome Steel	Stainless	Chrome Steel	Stainless					
R 3A	SR 3A	R 3A-2Z	SR 3A-2Z	-	-	1480	621	38.0	45.0	< 5 g
FR 3A	SFR 3A	FR 3A-2Z	SFR 3A-2Z	-	-	1480	621	38.0	45.0	< 5 g
R 168	SR 168	R 168-2Z	SR 168-2Z	R 168-2TS	SR 168-2TS	373	172	48.0	56.0	< 1 g
FR 168	SFR 168	FR 168-2Z	SFR 168-2Z	FR 168-2TS	SFR 168-2TS	373	172	48.0	56.0	< 1 g
R 188	SR 188	-	-	-	-	1082	442	40.0	50.0	< 3 g
FR 188	SFR 188	-	-	-	-	1082	442	40.0	50.0	< 3 g
-	-	R 188-2Z	SR 188-2Z	-	-	1082	442	40.0	50.0	< 3 g
-	-	FR 188-2Z	SFR 188-2Z	-	-	1082	442	40.0	50.0	< 3 g
R 4	SR 4	R 4-2Z	SR 4-2Z	R 4-2RS	SR 4-2RS	1480	621	38.0	45.0	< 5 g
FR 4	SFR 4	FR 4-2Z	SFR 4-2Z	FR 4-2RS	SFR 4-2RS	1480	621	38.0	45.0	< 5 g
-	-	WR 4-2Z	WSR 4-2Z	-	-	-	-	-	-	< 8 g
R 4A	SR 4A	-	-	-	-	2336	896	36.0	43.0	< 10 g
-	-	R 4A-2Z	SR 4A-2Z	R 4A-2RS	SR 4A-2RS	2336	896	36.0	43.0	< 10 g
-	-	R 1810-2Z	SR 1810-2Z	-	-	542	276	40.0	48.0	< 2 g
-	-	FR 1810-2Z	SFR 1810-2Z	-	-	542	276	40.0	48.0	< 2 g
R 6	SR 6	-	-	-	-	3332	1422	32.0	38.0	12 g
FR 6	SFR 6	-	-	-	-	3332	1422	32.0	38.0	12 g
-	-	R 6-2Z	SR 6-2Z	R 6-2RS	SR 6-2RS	3332	1422	32.0	38.0	12 g
-	-	FR 6-2Z	SFR 6-2Z	FR 6-2RS	SFR 6-2S	3332	1422	32.0	38.0	12 g
-	-	WR 6-2Z	WSR 6-2Z	-	-	-	-	-	-	20 g

26 | Zöllige Rillenkugellager / Inch Series



	Dimension (mm)			Dimension (inch)			Dimension (inch)		
	d	D	B	d	D	B	d	D	B
standard	12.700	19.050	3.967	0.5000	0.7500	0.1562	1/2	3/4	5/32
standard	12.700	28.575	6.350	0.5000	1.1250	0.2500	1/2	1 1/8	1/4
standard	12.700	28.575	7.938	0.5000	1.1250	0.3125	1/2	1 1/8	5/16
flanged	12.700	28.575	7.938	0.5000	1.1250	0.3125	1/2	1 1/8	5/16
standard	12.700	33.338	9.525	0.5000	1.3125	0.3750	1/2	1 5/16	3/8
standard	15.875	22.225	3.967	0.6250	0.8750	0.1562	5/8	7/8	5/32
standard	15.875	34.925	7.142	0.6250	1.3750	0.2812	5/8	1 3/8	9/32
standard	15.875	34.925	8.733	0.6250	1.3750	0.3438	5/8	1 3/8	11/32
standard	15.875	39.688	11.113	0.6250	1.5625	0.4375	5/8	1 9/16	7/16
standard	19.050	25.400	3.967	0.7500	1.0000	0.1562	3/4	1	5/32
standard	19.050	41.275	7.938	0.7500	1.6250	0.3125	3/4	1 5/8	5/16
standard	19.050	41.275	11.113	0.7500	1.6250	0.4375	3/4	1 5/8	7/16
standard	19.050	47.625	14.288	0.7500	1.8750	0.5625	3/4	1 7/8	9/16
standard	22.225	47.625	9.525	0.8750	1.8750	0.3750	7/8	1 7/8	3/8
standard	22.225	47.625	12.700	0.8750	1.8750	0.5000	7/8	1 7/8	1/2
standard	22.225	50.800	14.288	0.8750	2.0000	0.5625	7/8	2	9/16
standard	25.400	50.800	9.525	1.0000	2.0000	0.3750	1	2	3/8
standard	25.400	50.800	12.700	1.0000	2.0000	0.5000	1	2	1/2
standard	25.400	57.150	15.875	1.0000	2.2500	0.6250	1	2 1/4	5/8
standard	28.575	53.975	9.500	1.1250	2.1250	0.3740	1 1/8	2 1/8	3/8
standard	28.575	53.975	12.700	1.1250	2.1250	0.5000	1 1/8	2 1/8	1/2
standard	28.575	63.500	15.875	1.1250	2.5000	0.6250	1 1/8	2 1/5	5/8
standard	31.750	57.150	9.525	1.2500	2.2500	0.3750	1 1/4	2 1/4	3/8
standard	31.750	57.150	12.700	1.2500	2.2500	0.5000	1 1/4	2 1/4	1/2
standard	31.750	69.850	17.463	1.2500	2.7500	0.6875	1 1/4	2 3/4	11/16
standard	34.925	63.500	11.113	1.3750	2.5000	0.4375	1 3/8	2 1/2	7/16
standard	34.925	63.500	14.288	1.3750	2.5000	0.5625	1 3/8	2 1/2	9/16
standard	38.100	82.550	19.050	1.5000	3.2500	0.7500	1 1/2	3 1/4	3/4

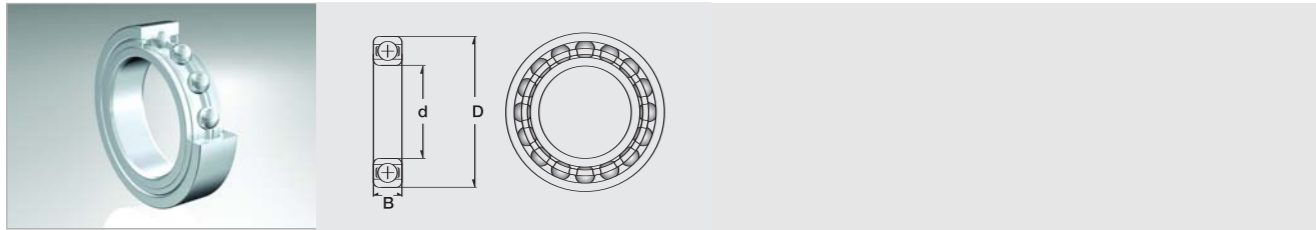
Designation/Type						* Load Rating (only 100 Cr6)		* Limiting Speed x1000rpm (open & 2Z)		Mass (g) approx.
open		2Z		2RS/2TS		C, dyn. N	C, stat. N	Grease	Oil	
Chrome Steel	Stainless	Chrome Steel	Stainless	Chrome Steel	Stainless					
-	-	R 1212-2Z	SR 1212-2Z	-	-	9400	5500	24.0	-	5 g
R 8	SR 8	-	-	-	-	5108	2413	27.0	32.0	25 g
-	-	R 8-2Z	SR 8-2Z	R 8-2RS	SR 8-2RS	5108	2413	27.0	32.0	25 g
-	-	FR 8-2Z	SFR 8-2Z	-	-	5108	2413	27.0	32.0	25 g
RLS 4	SRLS 4	RLS 4-2Z	-	RLS 4-2RS	SRLS 4-2RS	6950	3220	21.0	28.5	37 g
-	-	RI 1458-2Z	SRI 1458-2Z	-	-	9900	6300	20.0	-	7 g
R 10	-	-	-	-	-	5988	3287	21.0	25.0	38 g
-	-	R 10-2Z	SR 10-2Z	R 10-2RS	SR 10-2RS	5988	3287	21.0	25.0	40 g
RLS 5	SRLS 5	RLS 5-2Z	-	RLS 5-2RS	SRLS 5-2RS	10900	5250	18.0	-	67 g
-	-	R 1634-2Z	SR 1634-2Z	-	-	10300	7000	17.0	21.0	9 g
R 12	-	-	-	-	-	9378	5057	17.0	21.0	65 g
-	-	R 12-2Z	SR 12-2Z	R 12-2RS	SR 12-2RS	9378	5057	17.0	21.0	70 g
RLS 6	SRLS 6	RLS 6-2Z	-	RLS 6-2RS	SRLS 6-2RS	14200	6700	15.5	-	109 g
R 14	-	-	-	-	-	12000	6400	15.0	-	78 g
-	-	R 14-2Z	SR 14-2Z	R 14-2RS	SR 14-2RS	12000	6400	15.0	-	102 g
RLS 7	-	RLS 7-2Z	-	RLS 7-2RS	-	14400	7000	14.3	-	116 g
R 16	-	-	-	-	-	11800	7200	13.6	-	85 g
-	-	R 16-2Z	SR 16-2Z	R 16-2RS	SR 16-2RS	11800	7200	13.6	-	112 g
RLS 8	SRLS 8	RLS 8-2Z	-	RLS 8-2RS	SRLS 8-2RS	-	-	-	-	174 g
R 18	-	-	-	-	-	11700	7300	13.0	-	88 g
-	-	R 18-2Z	-	R 18-2RS	-	11700	7300	13.0	-	118 g
RLS 9	-	RLS 9-2Z	-	RLS 9-2RS	-	22000	11300	11.7	-	219 g
R 20	-	-	-	-	-	12800	8700	12.0	-	96 g
-	-	R 20-2Z	-	R 20-2RS	-	12800	8700	12.0	-	128 g
RLS 10	SRLS 10	RLS 10-2Z	-	RLS 10-2RS	SRLS 10-2RS	27700	15000	10.6	-	310 g
R 22	-	-	-	-	-	14400	9360	11.1	-	134 g
-	-	R 22-2Z	-	R 22-2RS	-	14400	9360	11.1	-	162 g
RLS 12	SRLS 12	-	-	RLS 12-2RS	SRLS 12-2RS	30200	17500	9.8	-	512 g



standard or flanged	Dimension (mm)			Designation/Type					
	d	D	B	open		2Z		2RS/2TS	
				Chrome Steel	Stainless	Chrome Steel	Stainless	Chrome Steel	Stainless
standard	10.0	15.0	3.0	61700	S61700	-	-	-	-
standard	10.0	15.0	4.0	-	-	61700-2Z	S61700-2Z	61700-2RS	S61700-2RS
standard	10.0	19.0	5.0	61800	S61800	61800-2Z	S61800-2Z	61800-2RS	S61800-2RS
flanged	10.0	19.0	5.0	F 61800	SF 61800	F 61800-2Z	SF 61800-2Z	F 61800-2RS	SF 61800-2RS
standard	10.0	19.0	6.0	62800	-	62800-2Z	-	62800-2RS	-
standard	10.0	19.0	7.0	63800	S63800	63800-2Z	S63800-2Z	63800-2RS	-
flanged	10.0	19.0	7.0	F 63800	SF 63800	F 63800-2Z	SF 63800-2Z	-	-
standard	10.0	22.0	6.0	61900	S61900	61900-2Z	S61900-2Z	61900-2RS	S61900-2RS
flanged	10.0	22.0	6.0	F 61900	SF 61900	F 61900-2Z	SF 61900-2Z	F 61900-2RS	SF 61900-2RS
standard	11.0	22.0	6.0	-	-	619/11-2Z	-	-	-
standard	12.0	18.0	4.0	61701	S61701	61701-2Z	S61701-2Z	61701-2RS	S61701-2RS
standard	12.0	21.0	5.0	61801	S61801	61801-2Z	S61801-2Z	61801-2RS	S61801-2RS
flanged	12.0	21.0	5.0	F 61801	-	F 61801-2Z	-	F 61801-2RS	-
standard	12.0	21.0	6.0	62801	-	62801-2Z	-	62801-2RS	-
standard	12.0	21.0	7.0	63801	-	63801-2Z	-	63801-2RS	-
standard	12.0	24.0	6.0	61901	S61901	61901-2Z	S61901-2Z	61901-2RS	S61901-2RS
flanged	12.0	24.0	6.0	F 61901	-	F 61901-2Z	-	F 61901-2RS	-
standard	12.0	24.0	6.0	61901.T9H	-	-	-	-	-
standard	13.0	24.0	6.0	619/13	-	-	-	-	-
standard	13.0	24.0	6.0	619/13.TNH	-	-	-	-	-
standard	15.0	21.0	4.0	61702	S61702	61702-2Z	S61702-2Z	61702-2RS	S61702-2RS
standard	15.0	24.0	5.0	61802	S61802	61802-2Z	S61802-2Z	61802-2RS	S61802-2RS
flanged	15.0	24.0	5.0	F61802	-	F 61802-2Z	-	F 61802-2RS	-
standard	15.0	24.0	7.0	63802	-	63802-2Z	-	63802-2RS	-
standard	15.0	28.0	7.0	61902	S61902	61902-2Z	S61902-2Z	61902-2RS	S61902-2RS
flanged	15.0	28.0	7.0	F 61902	-	F 61902-2Z	-	F 61902-2RS	-
standard	17.0	23.0	4.0	61703	S61703	61703-2Z	S61703-2Z	61703-2RS	S61703-2RS
standard	17.0	26.0	5.0	61803	S61803	61803-2Z	S61803-2Z	61803-2RS	S61803-2RS
flanged	17.0	26.0	5.0	F 61803	-	F 61803-2Z	-	F 61803-2RS	-

* Load Rating (only 100 Cr6)		* Limiting Speed x1000rpm (open & 2Z)		Standard cage type Others on request	Mass (g) approx.
C, dyn. N	C, stat. N	Grease	Oil		
855	435	15.0	17.0	W	< 2 g
855	435	15.0	17.0	W	< 2 g
1716	840	37.0	43.0	J	< 6 g
1716	840	37.0	43.0	J	< 6 g
-	-	-	-	J	< 7 g
1716	840	37.0	43.0	J	< 8 g
1716	840	37.0	43.0	J	< 8 g
2695	1273	34.0	41.0	J	10 g
2695	1273	34.0	41.0	J	11 g
-	-	-	-	J	14 g
926	530	13.0	15.0	W	< 4 g
1915	1041	33.0	39.0	J	< 7 g
1915	1041	33.0	39.0	J	< 9 g
-	-	-	-	J	< 9 g
1915	1041	33.0	39.0	J	10 g
2886	1466	31.0	36.0	J	10 g
2886	1466	31.0	36.0	J	12 g
2886	1466	31.0	36.0	J	10 g
2886	1466	31.0	36.0	J	10 g
2886	1466	31.0	36.0	J	10 g
2886	1466	31.0	36.0	J	10 g
937	582	11.0	13.0	W	< 4 g
2073	1253	28.0	33.0	J	< 9 g
2073	1253	28.0	33.0	J	10 g
2073	1253	28.0	33.0	J	11 g
4321	2259	26.0	30.0	J	15 g
4321	2259	26.0	30.0	J	18 g
1000	658	9.5	11.0	W	< 5 g
2233	1456	26.0	30.0	J	< 9 g
2233	1456	26.0	30.0	J	10 g

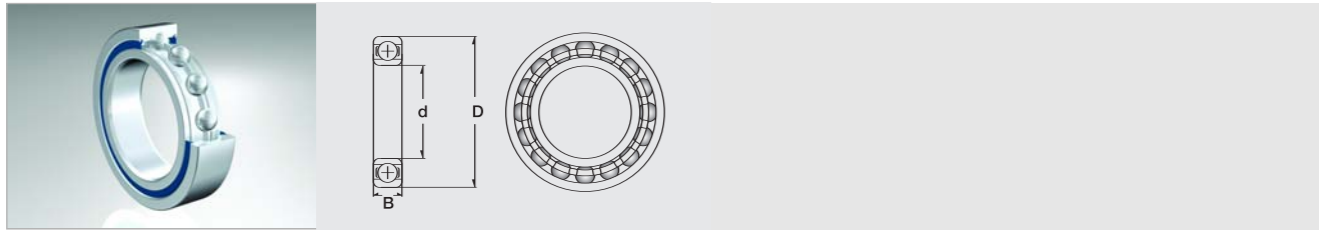
30 | Dünnringlager / Thin Section Series



standard or flanged	Dimension (mm)			Designation/Type					
	d	D	B	open		2Z		2RS/2TS	
				Chrome Steel	Stainless	Chrome Steel	Stainless	Chrome Steel	Stainless
standard	17.0	26.0	7.0	-	-	63803-2Z	-	63803-2RS	-
standard	17.0	30.0	7.0	61903	S61903	61903-2Z	S61903-2Z	61903-2RS	S61903-2RS
flanged	17.0	30.0	7.0	F 61903	-	F 61903-2Z	-	F 61903-2RS	-
standard	17.0	32.0	8.0	Y 17-2Z	-	-	-	-	-
standard	17.0	32.0	8.0	Y 17.C3	-	-	-	-	-
standard	20.0	27.0	4.0	61704	S61704	61704-2Z	S61704-2RS	61704-2Z	S61704-2RS
standard	20.0	32.0	7.0	61804	S61804	61804-2Z	S61804-2Z	61804-2RS	S61804-2RS
flanged	20.0	32.0	7.0	F 61804	-	F 61804-2Z	-	F 61804-2RS	-
standard	20.0	37.0	9.0	61904	S61904	61904-2Z	S61904-2Z	61904-2RS	S61904-2RS
flanged	20.0	37.0	9.0	F 61904	-	F 61904-2Z	-	F 61904-2RS	-
standard	25.0	32.0	4.0	61705	S61705	61705-2Z	S61705-2Z	61705-2RS	S61705-2RS
standard	25.0	37.0	7.0	61805	S61805	61805-2Z	S61805-2Z	61805-2RS	S61805-2RS
flanged	25.0	37.0	7.0	F 61805	-	-	-	F 61805-2RS	-
standard	25.0	42.0	9.0	61905	S61905	61905-2Z	S61905-2Z	61905-2RS	S61905-2RS
standard	30.0	37.0	4.0	61706	S61706	61706-2Z	S61706-2Z	61706-2RS	S61706-2RS
standard	30.0	42.0	7.0	61806	S61806	61806-2Z	S61806-2Z	61806-2RS	S61806-2RS
flanged	30.0	42.0	7.0	F 61806	-	-	-	F 61806-2RS	-
standard	30.0	47.0	9.0	61906	S61906	61906-2Z	S61906-2Z	61906-2RS	S61906-2RS
flanged	30.0	47.0	9.0	F 61906	-	-	-	F 61906-2RS	-
standard	35.0	44.0	5.0	61707	-	61707-2Z	-	61707-2RS	-
standard	35.0	47.0	7.0	61807	S61807	61807-2Z	-	61807-2RS	S61807-2RS
standard	35.0	55.0	10.0	61907	S61907	61907-2Z	-	61907-2RS	S61907-2RS
standard	40.0	50.0	6.0	61708	-	61708-2Z	-	61708-2RS	-
standard	40.0	52.0	7.0	61808	S61808	61808-2Z	-	61808-2RS	S61808-2RS
standard	40.0	62.0	12.0	61908	S61908	61908-2Z	-	61908-2RS	S61908-2RS
standard	45.0	55.0	6.0	61709	-	61709-2Z	-	61709-2RS	-
standard	45.0	58.0	7.0	61809	S61809	61809-2Z	-	61809-2RS	S61809-2RS
standard	45.0	68.0	12.0	61909	S61909	61909-2Z	-	61909-2RS	S61909-2RS

* Load Rating (only 100 Cr6)		* Limiting Speed x1000rpm (open & 2Z)		Standard cage type Others on request	Mass (g) approx.
C, dyn. N	C, stat. N	Grease	Oil		
2233	1456	26.0	30.0	J	11 g
4588	2565	23.0	38.0	J	10 g
4588	2565	23.0	38.0	J	12 g
-	-	-	-	J	14 g
-	-	-	-	J	14 g
1402	729	8.5	10.0	W	< 6 g
4015	2462	21.0	25.0	J	18 g
4015	2462	21.0	25.0	J	20 g
6381	3682	19.0	23.0	J	40 g
6381	3682	19.0	23.0	J	43 g
1091	838	7.0	8.0	W	< 8 g
4303	2932	18.0	21.0	J	24 g
4303	2932	18.0	21.0	J	27 g
7001	4540	16.0	19.0	J	47 g
1143	947	5.5	7.0	W	< 9 g
4538	3402	15.0	18.0	J	27 g
4538	3402	15.0	18.0	J	29 g
7242	5003	14.0	17.0	J	53 g
7242	5003	14.0	17.0	J	57 g
1866	1635	4.9	6.0	W	15 g
4729	3821	13.0	16.0	J	32 g
10900	7818	12.0	14.0	W	88 g
2516	2233	4.3	5.0	J	23 g
4923	4178	12.0	14.0	J	35 g
13678	9968	11.0	13.0	J	132 g
2580	2397	3.9	4.6	W	25 g
6187	5381	11.0	13.0	J	42 g
14100	10830	9.7	11.0	J	148 g

[Back to contents >](#)

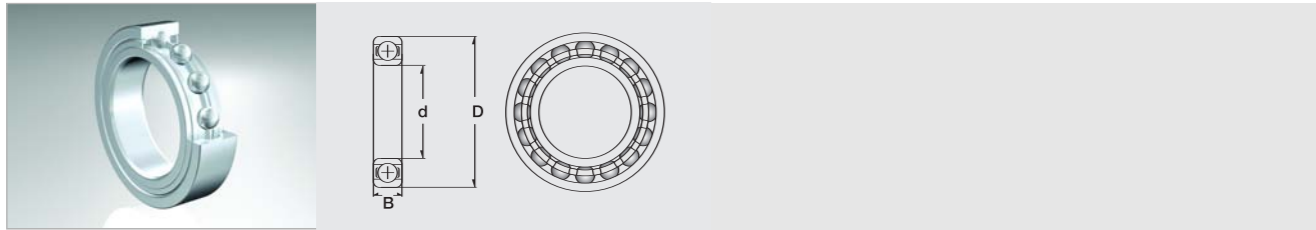


standard or flanged	Dimension (mm)			Designation/Type					
	d	D	B	open		2Z		2RS/2TS	
				Chrome Steel	Stainless	Chrome Steel	Stainless	Chrome Steel	Stainless
standard	50.0	65.0	7.0	61810	S61810	61810-2Z	-	61810-2RS	S61810-2RS
standard	50.0	72.0	12.0	61910	S61910	61910-2Z	-	61910-2RS	S61910-2RS
standard	55.0	72.0	9.0	61811	S61811	61811-2Z	-	61811-2RS	S61811-2RS
standard	55.0	80.0	13.0	61911	S61911	61911-2Z	-	61911-2RS	S61911-2RS
standard	60.0	78.0	10.0	61812	S61812	61812-2Z	-	61812-2RS	S61812-2RS
standard	60.0	85.0	13.0	61912	S61912	61912-2Z	-	61912-2RS	S61912-2RS
standard	65.0	85.0	10.0	61813	S61813	61813-2Z	-	61813-2RS	S61813-2RS
standard	65.0	90.0	13.0	61913	S61913	61913-2Z	-	61913-2RS	S61913-2RS
standard	70.0	90.0	10.0	61814	S61814	61814-2Z	-	61814-2RS	S61814-2RS
standard	70.0	100.0	16.0	61914	S61914	61914-2Z	-	61914-2RS	S61914-2RS
standard	75.0	95.0	10.0	61815	S61815	61815-2Z	-	61815-2RS	S61815-2RS
standard	75.0	105.0	16.0	61915	S61915	61915-2Z	-	61915-2RS	S61915-2RS
standard	80.0	100.0	10.0	61816	S61816	61816-2Z	-	61816-2RS	S61816-2RS
standard	80.0	110.0	16.0	61916	S61916	61916-2Z	-	61916-2RS	S61916-2RS
standard	85.0	110.0	13.0	61817	-	61817-2Z	-	61817-2RS	-
standard	85.0	120.0	18.0	61917	-	61917-2Z	-	61917-2RS	-
standard	90.0	115.0	13.0	61818	-	61818-2Z	-	61818-2RS	-
standard	90.0	125.0	18.0	61918	-	61918-2Z	-	61918-2RS	-
standard	100.0	125.0	13.0	61820	-	61820-2Z	-	61820-2RS	-
standard	100.0	140.0	20.0	61920	-	61920-2Z	-	61920-2RS	-
standard	105.0	130.0	13.0	61821	-	61821-2Z	-	61821-2RS	-
standard	105.0	145.0	20.0	61921	-	61921-2Z	-	61921-2RS	-
standard	110.0	140.0	16.0	61822	-	61822-2Z	-	61822-2RS	-
standard	110.0	150.0	20.0	61922	-	61922-2Z	-	61922-2RS	-
standard	120.0	150.0	16.0	61824	-	61824-2Z	-	61824-2RS	-

* Load Rating (only 100 Cr6)		* Limiting Speed x1000rpm (open & 2Z)		Standard cage type Others on request	Mass (g) approx.
C, dyn. N	C, stat. N	Grease	Oil		
6610	6090	9.6	11.0	J	65 g
14540	11710	9.0	11.0	J	145 g
8800	8100	8.7	10.0	J	84 g
16600	14100	8.1	9.6	J	185 g
11500	10600	8.0	9.4	J	105 g
20200	17300	7.5	8.9	J	192 g
11900	11500	7.3	8.6	J	126 g
17400	16100	7.1	8.4	J	212 g
12100	11900	6.8	8.1	J	134 g
23700	21200	6.4	7.6	J	344 g
12500	12900	12.5	12.9	J	144 g
24400	22600	6.1	7.2	J	365 g
12700	13300	12.7	13.3	J	150 g
25000	24000	5.7	6.8	J	384 g
18700	19000	5.6	6.6	J	266 g
31900	29600	5.3	6.3	J	540 g
19000	19700	5.3	6.3	J	280 g
32800	31600	5.1	6.0	J	570 g
20100	22000	4.8	5.1	J	310 g
42300	41500	4.5	5.3	J	830 g
20800	23600	4.6	5.3	J	330 g
44200	44000	4.3	5.0	J	870 g
28000	30500	4.3	5.0	J	500 g
43600	45000	4.0	4.8	J	900 g
29000	33000	4.0	4.6	J	550 g

[Back to contents >](#)

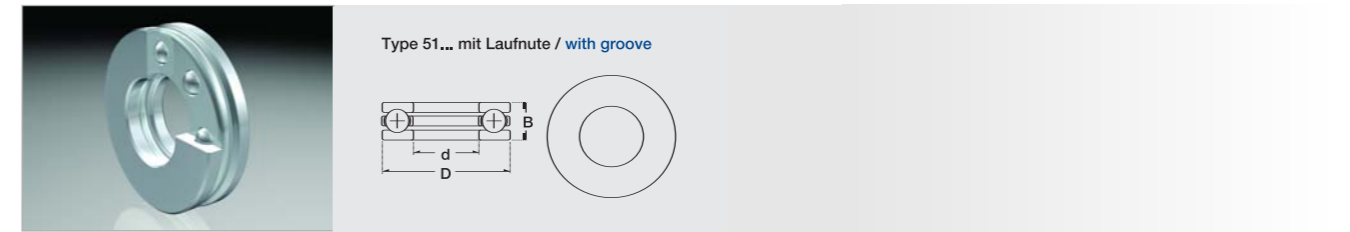
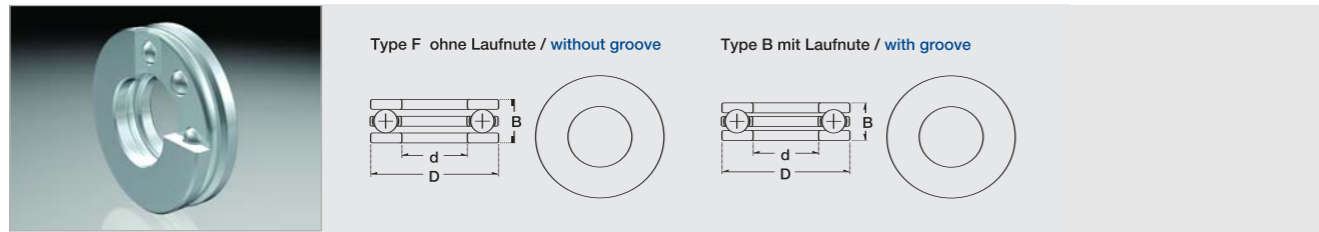
34 | Dünnringlager / Thin Section Series



standard or flanged	Dimension (mm)			Designation/Type					
	d	D	B	open		2Z		2RS/2TS	
				Chrome Steel	Stainless	Chrome Steel	Stainless	Chrome Steel	Stainless
standard	120.0	165.0	22.0	61924	-	61924-2Z	-	61924-2RS	-
standard	130.0	165.0	18.0	61826	-	61826-2Z	-	61826-2RS	-
standard	130.0	180.0	24.0	61926	-	61926-2Z	-	61926-2RS	-
standard	140.0	175.0	18.0	61828	-	61828-2Z	-	61828-2RS	-
standard	140.0	190.0	24.0	61928	-	61928-2Z	-	61928-2RS	-
standard	150.0	190.0	20.0	61830	-	-	-	-	-
standard	160.0	200.0	20.0	61832	-	-	-	-	-
standard	170.0	215.0	22.0	61834	-	-	-	-	-
standard	180.0	225.0	22.0	61836	-	-	-	-	-
standard	190.0	240.0	24.0	61838	-	-	-	-	-
standard	200.0	250.0	24.0	61840	-	-	-	-	-
standard	220.0	270.0	24.0	61844	-	-	-	-	-
standard	240.0	300.0	28.0	61848	-	-	-	-	-

* Load Rating (only 100 Cr6)		* Limiting Speed x1000rpm (open & 2Z)		Standard cage type Others on request	Mass (g) approx.
C, dyn. N	C, stat. N	Grease	Oil		
55300	57000	3.6	4.3	J	1200 g
38000	43000	3.6	4.4	J	780 g
65000	67000	3.4	4.0	J	1600 g
39000	46000	3.4	4.1	J	860 g
66300	72000	3.2	3.8	J	1700 g
49000	57000	3.0	4.6	J	1200 g
49500	59000	2.8	3.4	J	1250 g
61000	73000	2.6	3.2	J	1630 g
62000	76000	2.4	3.0	J	1720 g
75000	92000	2.2	2.8	J	2200 g
76000	95000	2.1	2.6	J	2300 g
78000	102000	1.9	2.4	J	2530 g
108000	139000	1.8	2.1	J	3840 g

Axialrillenkugellager / Three Part Thrust Series

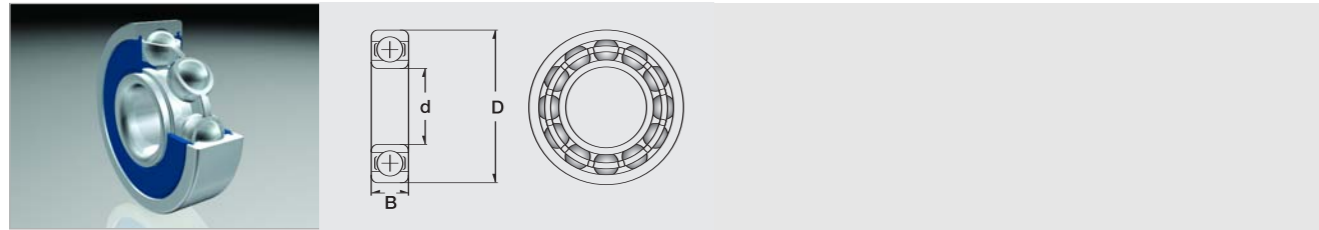


Dimension (mm)			Designation/Type		* Load Rating (only 100 Cr6)		* Limiting Speed x1000rpm		Mass (g) approx.
d	D	B	Chrome Steel	Stainless	C, dyn. N	C, stat. N	Grease	Oil	
2.0	6.0	3.0	F 2-6	-	123	82	-	-	< 1 g
4.0	9.0	4.0	F 4-9	-	167	157	-	6.5	< 1 g
4.0	10.0	4.5	F 4-10	-	274	245	-	6.0	< 2 g
5.0	11.0	4.5	F 5-11	-	284	284	-	5.0	< 3 g
6.0	12.0	4.5	F 6-12	-	274	284	-	4.0	< 3 g
7.0	15.0	5.0	F 7-15	-	559	549	-	3.8	< 5 g
8.0	16.0	5.0	F 8-16	-	598	627	-	3.5	< 5 g
9.0	17.0	5.0	F 9-17	-	578	627	-	3.5	< 6 g
10.0	18.0	5.5	F10-18	-	617	706	-	3.0	< 6 g
3.0	8.0	3.5	B 3	SB 3	602	611	-	15.0	< 2 g
4.0	10.0	4.0	B 4	SB 4	602	611	-	15.0	< 2 g
5.0	12.0	4.0	B 5	SB 5	640	810	-	13.0	< 2 g
6.0	14.0	5.0	B 6	SB 6	1275	1560	-	10.0	< 2 g
7.0	17.0	6.0	B 7	SB 7	1830	2450	-	10.0	< 2 g
8.0	19.0	7.0	B 8	SB 8	2340	3190	-	8.0	< 2 g
9.0	20.0	7.0	B 9	SB 9	2400	3190	-	8.0	< 2 g
10.0	24.0	9.0	51100	S51100	8710	8800	7.5	9.5	20 g
10.0	26.0	11.0	51200	S51200	12700	17000	6.0	8.0	29 g
12.0	26.0	9.0	51101	S51101	9035	10000	7.0	9.5	22 g
12.0	28.0	11.0	51201	S51201	13200	19000	6.0	8.0	32 g
15.0	28.0	9.0	51102	S51102	9360	11200	6.3	8.5	24 g
15.0	32.0	12.0	51202	S51202	16600	25000	5.0	6.7	43 g
17.0	30.0	9.0	51103	S51103	9750	12200	6.3	8.5	28 g
17.0	35.0	12.0	51203	S51203	17300	27500	5.0	6.7	50 g
20.0	35.0	10.0	51104	S51104	12740	16600	5.6	7.5	40 g

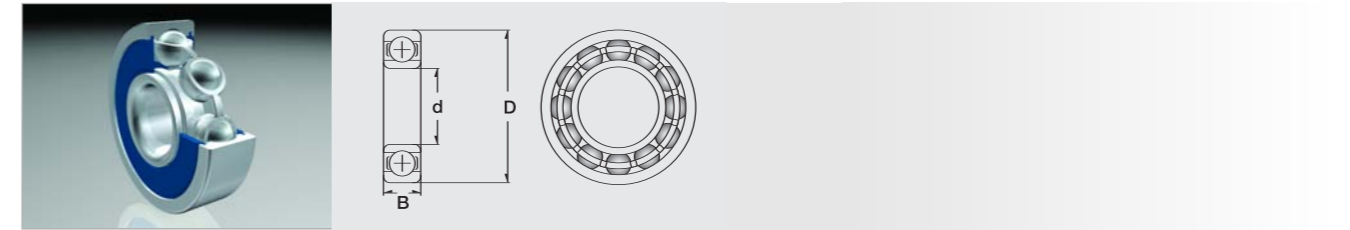
Dimension (mm)			Designation/Type		* Load Rating (only 100 Cr6)		* Limiting Speed x1000rpm		Mass (g) approx.
d	D	B	Chrome Steel	Stainless	C, dyn. N	C, stat. N	Grease	Oil	
20.0	40.0	14.0	51204	S51204	19890	25000	4.3	5.6	82 g
25.0	41.0	11.0	51105	S51105	15860	22800	4.8	6.3	59 g
25.0	47.0	15.0	51205	S51205	25090	34000	3.8	5.0	120 g
25.0	52.0	18.0	51305	-	34500	55000	3.2	4.3	154 g
30.0	47.0	11.0	51106	S51106	16770	26500	4.5	6.0	68 g
30.0	52.0	16.0	51206	S51206	25480	37500	3.6	4.5	150 g
30.0	60.0	21.0	51306	-	38000	65500	3.0	4.0	244 g
35.0	52.0	12.0	51107	S51107	17420	30000	4.3	5.6	90 g
35.0	62.0	18.0	51207	S51207	39000	78000	3.0	4.0	220 g
35.0	68.0	24.0	51307	-	50000	88000	2.7	3.6	351 g
40.0	60.0	13.0	51108	S51108	23400	40000	3.8	5.0	120 g
40.0	68.0	19.0	51208	S51208	46500	98000	2.9	3.8	270 g
40.0	78.0	26.0	51308	-	61000	112000	2.4	3.2	536 g
45.0	65.0	14.0	51109	S51109	24180	45000	3.4	4.5	150 g
45.0	73.0	20.0	51209	S51209	47500	105000	2.5	3.5	320 g
45.0	85.0	28.0	51309	-	75000	140000	2.1	3.0	612 g
50.0	70.0	14.0	51110	S51110	25480	50000	3.3	4.5	160 g
50.0	78.0	22.0	51210	S51210	48500	111000	2.4	3.4	390 g
50.0	95.0	31.0	51310	-	86500	170000	1.9	2.8	932 g
55.0	78.0	16.0	51111	S51111	34500	93000	2.7	3.8	240 g
55.0	90.0	25.0	51211	S51211	69000	159000	1.9	2.8	610 g
55.0	105.0	35.0	51311	-	102000	208000	1.7	2.4	1300 g
60.0	85.0	17.0	51112	S51112	41500	113000	2.6	3.7	290 g
60.0	85.0	17.0	51212	S51212	73000	179000	1.9	2.7	690 g
60.0	110.0	35.0	51312	S51312	100000	208000	1.6	2.2	1360 g

[Back to contents >](#)

Standarddrillenkugellager / Popular Metric Series



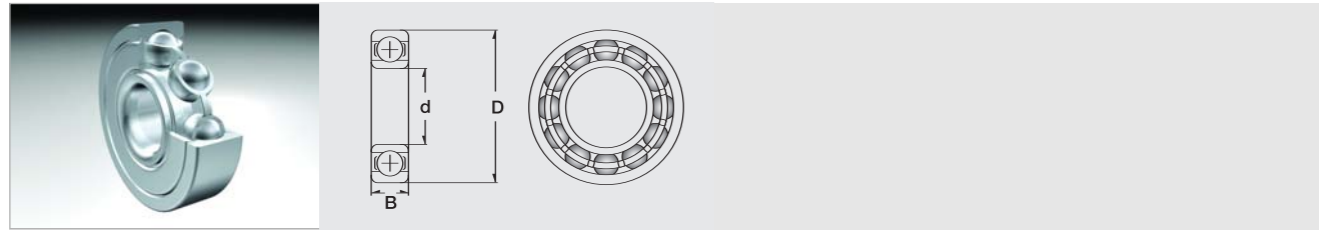
standard or flanged	Dimension (mm)			Designation/Type			* Load Rating		* Limiting Speed x1000rpm (open & 2Z)	Mass (g) approx.
	d	D	B	Open	2Z	2RS/2TS	C, dyn. N	C, stat. N	Grease	
				Chrome Steel	Chrome Steel	Chrome Steel				
standard	10.0	26.0	8.0	6000	6000-2Z	6000-2RS	4550	1970	30.0	18 g
flanged	10.0	26.0	8.0	F 6000	F 6000-2Z	F 6000-2RS	4550	1970	30.0	20 g
standard	10.0	28.0	8.0	16100	16100-2Z	16100-2RS	4620	1960	28.0	22 g
standard	12.0	30.0	8.0	16001	16001-2Z	16001-2RS	4650	1980	27.0	22 g
standard	10.0	30.0	9.0	6200	6200-2Z	6200-2RS	5100	2390	24.0	32 g
standard	10.0	30.0	14.0	-	-	62200-2RS	5070	2360	17.0	40 g
standard	10.0	35.0	11.0	6300	6300-2Z	6300-2RS	8100	3450	22.0	52 g
standard	10.0	35.0	17.0	-	-	62300-2RS	8060	3400	15.0	60 g
standard	12.0	28.0	8.0	6001	6001-2Z	6001-2RS	5100	2370	28.0	22 g
flanged	12.0	28.0	8.0	F 6001	F 6001-2Z	F 6001-2RS	5100	2370	28.0	24 g
standard	12.0	30.0	8.0	16101	16101-2Z	16101-2RS	5070	2360	26.0	23 g
standard	12.0	32.0	10.0	6201	6201-2Z	6201-2RS	6800	3050	22.0	37 g
standard	12.0	32.0	14.0	-	-	62201-2RS	6890	3100	15.0	45 g
standard	12.0	37.0	12.0	6301	6301-2Z	6301-2RS	9700	4200	20.0	60 g
standard	12.0	37.0	17.0	-	-	62301-RS	9750	4150	14.0	70 g
standard	15.0	32.0	8.0	16002	16002-2Z	16002-2RS	5590	2850	22.0	25 g
standard	15.0	32.0	9.0	6002	6002-2Z	6002-2RS	5600	2830	24.0	31 g
standard	15.0	35.0	11.0	6202	6202-2Z	6202-2RS	7650	3750	20.0	45 g
standard	15.0	35.0	14.0	-	-	62202-2RS	7800	3750	13.0	54 g
standard	15.0	42.0	13.0	6302	6302-2Z	6302-2RS	11400	5450	17.0	83 g
standard	15.0	42.0	17.0	-	-	62302-2RS	11400	5400	12.0	110 g
standard	17.0	35.0	8.0	16003	16003-2Z	16003-2RS	6050	3250	19.0	32 g
standard	17.0	35.0	10.0	6003	6003-2Z	6003-2RS	6000	3250	22.0	41 g
standard	17.0	40.0	12.0	6203	6203-2Z	6203-2RS	9550	4800	17.0	67 g
standard	17.0	40.0	16.0	-	-	62203-2RS	9560	4750	12.0	83 g
standard	17.0	47.0	14.0	6303	6303-2Z	6303-2RS	13600	6650	15.0	113 g



standard or flanged	Dimension (mm)			Designation/Type			* Load Rating		* Limiting Speed x1000rpm (open & 2Z)	Mass (g) approx.
	d	D	B	Open	2Z	2RS/2TS	C, dyn. N	C, stat. N	Grease	
				Chrome Steel	Chrome Steel	Chrome Steel				
standard	17.0	47.0	19.0	-	-	62303-2RS	13500	6550	11.0	150 g
standard	20.0	42.0	8.0	16004	16004-2Z	16004-2RS	-	-	-	50 g
standard	20.0	42.0	12.0	6004	6004-2Z	6004-2RS	9400	5000	18.0	68 g
standard	20.0	47.0	14.0	6204	6204-2Z	6204-2RS	12800	6600	15.0	107 g
standard	20.0	47.0	18.0	-	-	62204-2RS	12700	6550	10.0	130 g
standard	20.0	52.0	15.0	6304	6304-2Z	6304-2RS	15900	7900	14.0	145 g
standard	20.0	52.0	21.0	-	-	62304-2RS	15900	7800	9.5	200 g
standard	25.0	47.0	8.0	16005	16005-2Z	16005-2RS	-	-	-	60 g
standard	25.0	47.0	12.0	6005	6005-2Z	6005-2RS	10100	5850	15.0	79 g
standard	25.0	52.0	15.0	6205	6205-2Z	6205-2RS	14000	7850	13.0	129 g
standard	25.0	52.0	18.0	-	-	62205-2RS	14000	7800	8.5	150 g
standard	25.0	62.0	17.0	6305	6305-2Z	6305-2RS	20600	11200	11.0	235 g
standard	25.0	62.0	24.0	-	-	62305-2RS	22500	11600	7.5	320 g
standard	30.0	55.0	9.0	16006	16006-2Z	16006-2RS	-	-	-	85 g
standard	30.0	55.0	13.0	6006	6006-2Z	6006-2RS	13200	8300	13.0	116 g
standard	30.0	62.0	16.0	6206	6206-2Z	6206-2RS	19500	11300	11.0	199 g
standard	30.0	62.0	20.0	-	-	62206-2RS	19500	11200	7.5	240 g
standard	30.0	72.0	19.0	6306	6306-2Z	6306-2RS	26700	15000	9.5	345 g
standard	30.0	72.0	27.0	-	-	62306-2RS	28100	16000	6.3	480 g
standard	35.0	62.0	14.0	6007	6007-2Z	6007-2RS	16000	10300	11.0	151 g
standard	35.0	72.0	17.0	6207	6207-2Z	6207-2RS	25700	15300	9.5	284 g
standard	35.0	72.0	23.0	-	-	62207-2RS	25500	15300	6.3	370 g
standard	35.0	80.0	21.0	6307	6307-2Z	6307-2RS	33500	19200	8.5	464 g
standard	35.0	80.0	31.0	-	-	62307-2RS	33200	19000	6.0	660 g
standard	40.0	68.0	15.0	6008	6008-2Z	6008-2RS	16800	11500	10.0	190 g

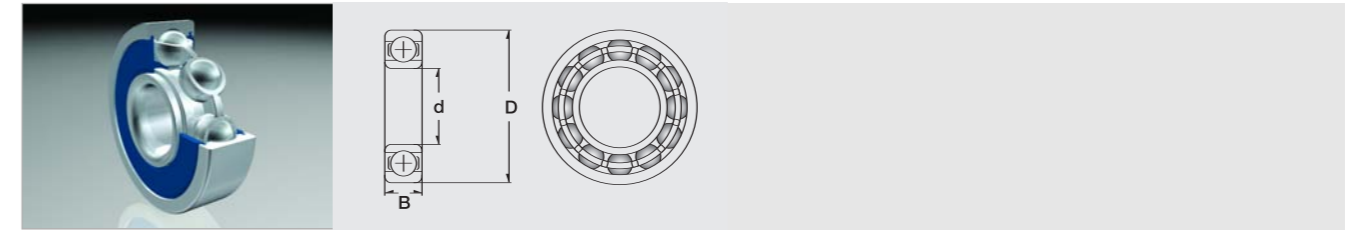
[Back to contents >](#)

Standarddrillenkugellager / Popular Metric Series



standard or flanged	Dimension (mm)			Designation/Type			* Load Rating		* Limiting Speed x1000rpm (open & 2Z)	Mass (g) approx.
	d	D	B	Open	2Z	2RS/2TS	C, dyn. N	C, stat. N	Grease	
				Chrome Steel	Chrome Steel	Chrome Steel				
standard	40.0	80.0	18.0	6208	6208-2Z	6208-2RS	29100	17900	8.5	366 g
standard	40.0	80.0	23.0	-	-	62208-2RS	30700	19000	5.6	440 g
standard	40.0	90.0	23.0	6308	6308-2Z	6308-2RS	40500	24000	7.5	636 g
standard	40.0	90.0	33.0	-	-	62308-2RS	41000	24000	5.0	890 g
standard	45.0	75.0	16.0	6009	6009-2Z	6009-2RS	20900	15200	9.0	241 g
standard	45.0	85.0	19.0	6209	6209-2Z	6209-2RS	31500	20400	7.5	420 g
standard	45.0	85.0	23.0	-	-	62209-2RS	33200	21600	5.0	480 g
standard	45.0	100.0	25.0	6309	6309-2Z	6309-2RS	53000	32000	6.7	829 g
standard	45.0	100.0	36.0	-	-	62309-2RS	52700	31500	4.5	1150 g
standard	50.0	80.0	16.0	6010	6010-2Z	6010-2RS	21800	16600	8.5	261 g
standard	50.0	90.0	20.0	6210	6210-2Z	6210-2RS	35000	23200	7.1	459 g
standard	50.0	90.0	23.0	-	-	62210-2RS	35100	23200	4.8	520 g
standard	50.0	110.0	27.0	6310	6310-2Z	6310-2RS	62000	38500	6.0	1060 g
standard	50.0	110.0	40.0	-	-	62310-2RS	61800	38000	4.3	1550 g

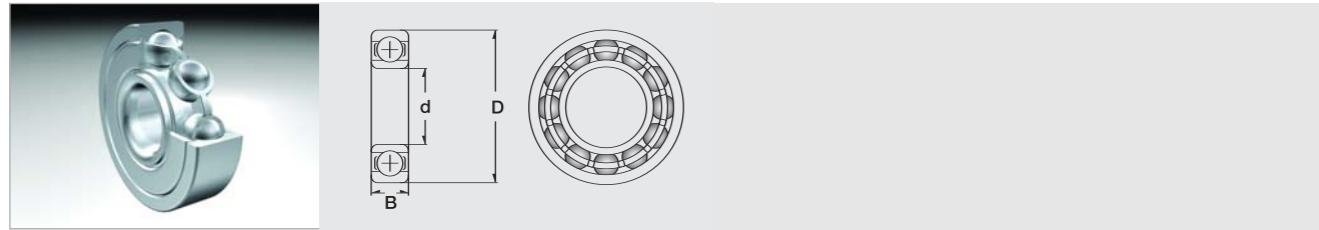
Rostfreie Standarddrillenkugellager / Stainless Popular Metric Series



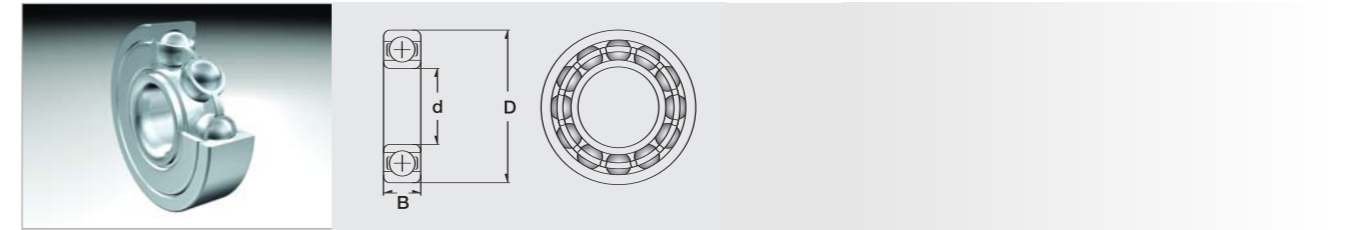
Dimension (mm)			Designation/Type					* Load Rating		Mass (g) approx.
d	D	B	Open	2Z	2RS	2TS	in C3	C, dyn. N	C, stat. N	
10.0	26.0	8.0	S6000	S6000-2Z	S6000-2RS	S6000-2TS	avail. / lieferb.	4620	1990	19 g
10.0	28.0	8.0	S16100	S16100-2Z	S16100-2RS	-	-	on request	auf Anfrage	22 g
10.0	30.0	9.0	S6200	S6200-2Z	S6200-2RS	S6200-2TS	avail. / lieferb.	5070	2360	32 g
10.0	30.0	14.0	-	-	S62200-2RS	-	avail. / lieferb.	on request	auf Anfrage	40 g
10.0	35.0	11.0	S6300	S6300-2Z	S6300-2RS	-	avail. / lieferb.	8060	3400	53 g
10.0	35.0	17.0	-	-	S62300-2RS	-	-	on request	auf Anfrage	60 g
12.0	28.0	8.0	S6001	S6001-2Z	S6001-2RS	S6001-2TS	avail. / lieferb.	5070	2360	22 g
12.0	30.0	8.0	S16001	S16001-2Z	S16001-2RS	-	avail. / lieferb.	on request	auf Anfrage	22 g
12.0	32.0	10.0	S6201	S6201-2Z	S6201-2RS	S6201-2TS	avail. / lieferb.	6870	3100	37 g
12.0	32.0	14.0	-	-	S62201-2RS	-	-	on request	auf Anfrage	45 g
12.0	37.0	12.0	S6301	S6301-2Z	S6301-2RS	-	avail. / lieferb.	9750	4150	60 g
12.0	37.0	17.0	-	-	S62301-2RS	-	-	on request	auf Anfrage	70 g
15.0	32.0	8.0	S16002	S16002-2Z	S16002-2RS	-	avail. / lieferb.	on request	auf Anfrage	25 g
15.0	32.0	9.0	S6002	S6002-2Z	S6002-2RS	S6002-2TS	avail. / lieferb.	5590	2850	30 g
15.0	35.0	11.0	S6202	S6202-2Z	S6202-2RS	S6202-2TS	avail. / lieferb.	7800	3100	45 g
15.0	35.0	14.0	-	-	S62202-2RS	-	-	on request	auf Anfrage	54 g
15.0	42.0	13.0	S6302	S6302-2Z	S6302-2RS	-	-	11400	5400	82 g
15.0	42.0	17.0	-	-	S62302-2RS	-	-	on request	auf Anfrage	110 g
17.0	35.0	8.0	S16003	S16003-2Z	S16003-2RS	-	-	on request	auf Anfrage	32 g
17.0	35.0	10.0	S6003	S6003-2Z	S6003-2RS	S6003-2TS	avail. / lieferb.	6050	3250	39 g
17.0	40.0	12.0	S6203	S6203-2Z	S6203-2RS	S6203-2TS	avail. / lieferb.	9650	4750	65 g
17.0	40.0	16.0	-	-	S62203-2RS	-	-	on request	auf Anfrage	83 g
17.0	47.0	14.0	S6303	S6303-2Z	S6303-2RS	-	-	13500	6550	120 g
17.0	47.0	19.0	-	-	S62303-2RS	-	-	on request	auf Anfrage	150 g
20.0	42.0	8.0	S16004	S16004-2Z	S16004-2RS	-	-	on request	auf Anfrage	50 g

[Back to contents >](#)

Rostfreie Standarddrillenkugellager / Stainless Popular Metric Series

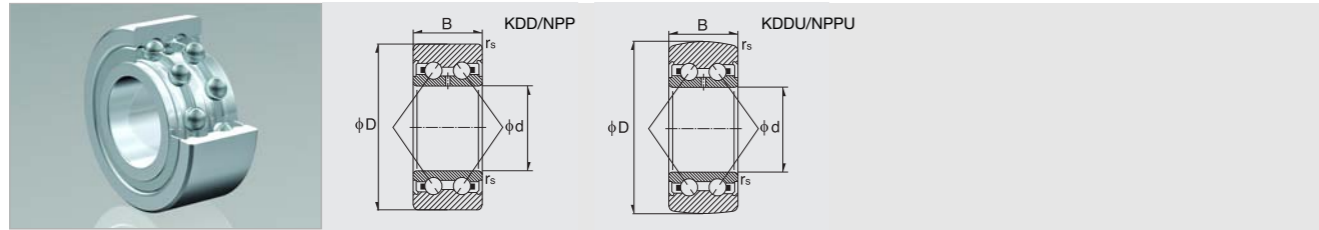


Dimension (mm)			Designation/Type					* Load Rating		Mass (g) approx.
d	D	B	Open	2Z	2RS	2TS	in C3	C, dyn. N	C, stat. N	
20.0	42.0	12.0	S6004	S6004-2Z	S6004-2RS	S6004-2TS	avail. / Lieferb.	9360	5000	69 g
20.0	47.0	14.0	S6204	S6204-2Z	S6204-2RS	S6204-2TS	avail. / Lieferb.	12700	6550	110 g
20.0	47.0	18.0	-	-	S62204-2RS	-	-	on request	auf Anfrage	130 g
20.0	52.0	15.0	S6304	S6304-2Z	S6304-2RS	-	avail. / Lieferb.	15900	7800	140 g
20.0	52.0	21.0	-	-	S62304-2RS	-	-	on request	auf Anfrage	200 g
25.0	47.0	8.0	S16005	S16005-2Z	S16005-2RS	-	-	on request	auf Anfrage	60 g
25.0	47.0	12.0	S6005	S6005-2Z	S6005-2RS	-	avail. / Lieferb.	11200	6550	80 g
25.0	52.0	15.0	S6205	S6205-2Z	S6205-2RS	-	avail. / Lieferb.	14000	7800	130 g
25.0	52.0	18.0	-	-	S62205-2RS	-	-	on request	auf Anfrage	150 g
25.0	62.0	17.0	S6305	S6305-2Z	S6305-2RS	-	avail. / Lieferb.	22500	11600	230 g
25.0	62.0	24.0	-	-	S62305-2RS	-	-	on request	auf Anfrage	320 g
30.0	55.0	13.0	S6006	S6006-2Z	S6006-2RS	-	-	13300	8300	120 g
30.0	62.0	16.0	S6206	S6206-2Z	S6206-2RS	-	-	19500	11200	200 g
30.0	72.0	19.0	S6306	S6306-2Z	S6306-2RS	-	-	28100	16000	350 g
35.0	62.0	14.0	S6007	-	S6007-2RS	-	-	15900	10200	160 g
35.0	72.0	17.0	S6207	-	S6207-2RS	-	-	25500	15300	290 g
40.0	68.0	15.0	S6008	-	S6008-2RS	-	-	16800	11600	190 g
40.0	80.0	18.0	S6208	-	S6208-2RS	-	-	30700	19000	370 g
40.0	90.0	23.0	S6308	-	S6308-2RS	-	-	33200	19000	460 g
45.0	75.0	16.0	S6009	-	S6009-2RS	-	-	20860	14600	250 g



Dimension (mm)			Designation/Type					* Load Rating		Mass (g) approx.
d	D	B	Open	2Z	2RS	2TS	in C3	C, dyn. N	C, stat. N	
45.0	85.0	19.0	S6209	-	S6209-2RS	-	-	33200	21600	410 g
50.0	80.0	16.0	S6010	-	S6010-2RS	-	-	21600	16000	260 g
50.0	90.0	20.0	S6210	-	S6210-2RS	-	-	35100	23200	460 g
55.0	90.0	18.0	S6011	-	S6011-2RS	-	-	28100	21100	390 g
55.0	100.0	21.0	S6211	-	S6211-2RS	-	-	43600	29000	610 g
60.0	95.0	18.0	S6012	-	S6012-2RS	-	-	29600	23200	420 g
60.0	110.0	22.0	S6212	-	S6212-2RS	-	-	47500	32500	780 g
65.0	100.0	18.0	S6013	-	S6013-2RS	-	-	30700	25000	440 g
65.0	120.0	23.0	S6213	-	S6213-2RS	-	-	55900	40500	990 g
70.0	110.0	20.0	S6014	-	S6014-2RS	-	-	29680	24200	580 g
70.0	125.0	24.0	S6214	-	S6214-2RS	-	-	46790	37590	1080 g
75.0	115.0	20.0	S6015	-	S6015-2RS	-	-	30910	26600	610 g
75.0	130.0	25.0	S6215	-	S6215-2RS	-	-	50850	41260	1180 g
80.0	125.0	22.0	S6016	-	S6016-2RS	-	-	on request	auf Anfrage	850 g
80.0	140.0	26.0	S6216	-	S6216-2RS	-	-	on request	auf Anfrage	1400 g
90.0	140.0	24.0	S6018	-	S6018-2RS	-	-	on request	auf Anfrage	1150 g
90.0	160.0	30.0	S6218	-	S6218-2RS	-	-	on request	auf Anfrage	2150 g
100.0	150.0	24.0	S6020	-	S6020-2RS	-	-	on request	auf Anfrage	1250 g
100.0	180.0	34.0	S6220	-	S6220-2RS	-	-	on request	auf Anfrage	3150 g

Laufrolle der LR Serie / LR Series (track roller)

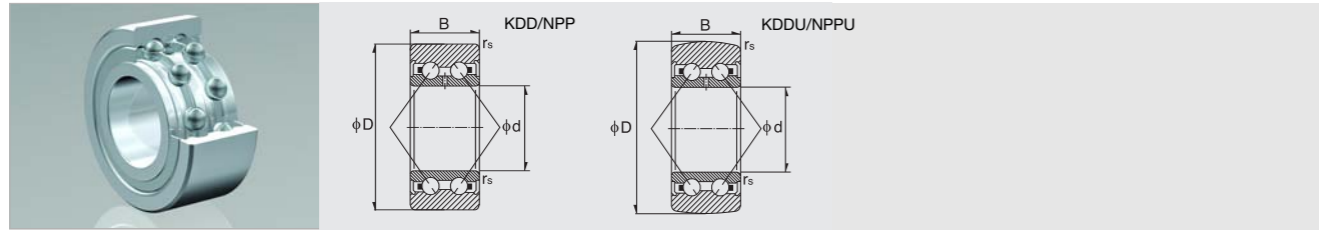


Dimension (mm)			Designation/Type			
d	D	B	KDD	KDDU	NPP	NPPU
5.0	17.0	7.0	-	-	-	LR 50/5 NPPU
6.0	19.0	9.0	-	-	-	LR 50/6 NPPU
7.0	22.0	10.0	-	-	-	LR 50/7 NPPU
8.0	24.0	11.0	-	-	-	LR 50/8 NPPU
10.0	28.0	12.0	-	-	-	LR 5000 NPPU
10.0	32.0	9.0	-	-	LR 200 NPP	LR 200 NPPU
10.0	32.0	14.0	LR 5200 KDD	LR 5200 KDDU	-	LR 5200 NPPU
12.0	30.0	12.0	-	-	-	LR 5001 NPPU
12.0	35.0	10.0	-	-	LR 201 NPP	LR 201 NPPU
12.0	35.0	15.9	LR 5201 KDD	LR 5201 KDDU	-	LR 5201 NPPU
12.0	42.0	19.0	-	-	-	LR 5301 NPPU
15.0	35.0	13.0	-	-	-	LR 5002 NPPU
15.0	40.0	11.0	-	-	LR 202 NPP	LR 202 NPPU
15.0	40.0	15.9	LR 5202 KDD	LR 5202 KDDU	-	LR 5202 NPPU
15.0	47.0	19.0	-	-	-	LR 5302 NPPU
17.0	40.0	14.0	-	-	-	LR 5003 NPPU
17.0	47.0	12.0	-	-	LR 203 NPP	LR 203 NPPU
17.0	47.0	17.5	LR 5203 KDD	LR 5203 KDDU	-	LR 5203 NPPU
17.0	52.0	22.2	-	-	-	LR 5303 NPPU
20.0	47.0	16.0	-	-	-	LR 5004 NPPU
20.0	52.0	14.0	-	-	LR 204 NPP	LR 204 NPPU
20.0	52.0	20.6	LR 5204 KDD	LR 5204 KDDU	-	LR 5204 NPPU
20.0	62.0	22.2	LR 5304 KDD	LR 5304 KDDU	-	LR 5304 NPPU
25.0	52.0	16.0	-	-	-	LR 5005 NPPU
25.0	62.0	15.0	-	-	LR 205 NPP	LR 205 NPPU

Mass (g) * Approx. Rating		Radius	* Limiting Speed x1000rpm		
C, dyn. N	C, stat. N		NPP(U)	KDD(U)	
1650	950	0.2	12.0	-	10 g
2650	1310	0.3	11.0	-	20 g
3300	1690	0.3	10.0	-	20 g
4200	2360	0.3	10.0	-	30 g
4750	2850	0.3	9.0	-	30 g
4350	2130	0.6	13.0	-	50 g
6800	4050	0.6	8.0	11.0	70 g
4950	3100	0.3	8.0	-	30 g
5600	2700	0.6	12.0	-	50 g
8600	5100	0.6	7.0	10.0	80 g
11300	7100	1.0	5.0	-	120 g
6500	4100	0.3	7.0	-	50 g
6500	3300	0.6	11.0	-	70 g
9800	6200	0.6	7.0	10.0	110 g
14600	9200	1.0	5.0	-	150 g
7700	5200	0.3	6.0	-	70 g
8400	4400	0.6	9.0	-	110 g
12600	8200	0.6	5.5	7.0	170 g
17200	11100	0.6	4.7	-	210 g
11500	7700	0.6	5.5	-	120 g
10500	5600	1.0	8.0	-	150 g
15800	10500	1.0	5.0	7.0	230 g
21100	14500	1.1	4.5	6.5	340 g
11600	8100	0.6	4.7	-	150 g
12500	7100	1.0	7.0	-	230 g

[Back to contents >](#)

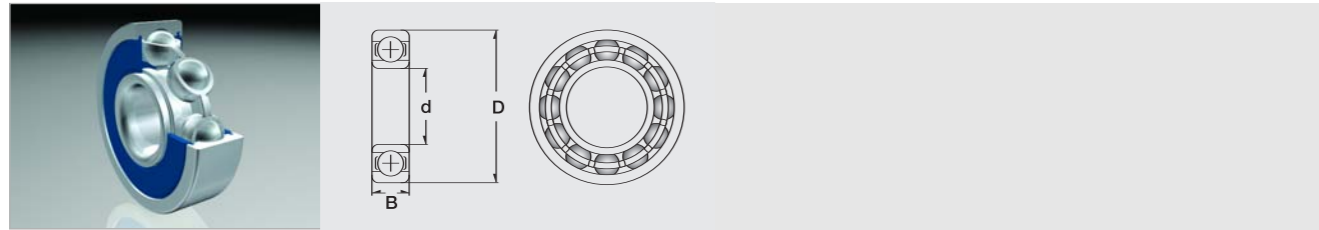
46 | **Laufrolle der LR Serie / LR Series (track roller)**



Dimension (mm)			Designation/Type			
d	D	B	KDD	KDDU	NPP	NPPU
25.0	62.0	20.6	LR 5205 KDD	LR 5205 KDDU	-	LR 5205 NPPU
25.0	72.0	25.4	LR 5305 KDD	LR 5305 KDDU	-	LR 5305 NPPU
30.0	62.0	19.0	-	-	-	LR 5006 NPPU
30.0	72.0	16.0	-	-	LR 206 NPP	LR 206 NPPU
30.0	72.0	23.8	LR 5206 KDD	LR 5206 KDDU	-	LR 5206 NPPU
30.0	80.0	30.2	LR 5306 KDD	LR 5306 KDDU	-	LR 5306 NPPU
35.0	68.0	20.0	-	-	-	LR 5007 NPPU
35.0	80.0	17.0	-	-	LR 207 NPP	LR 207 NPPU
35.0	80.0	27.0	LR 5207 KDD	LR 5207 KDDU	-	LR 5207 NPPU
35.0	90.0	34.9	LR 5307 KDD	LR 5307 KDDU	-	LR 5307 NPPU
40.0	75.0	21.0	-	-	-	LR 5008 NPPU
40.0	85.0	18.0	-	-	LR 208 NPP	LR 208 NPPU
40.0	85.0	30.2	LR 5208 KDD	LR 5208 KDDU	-	LR 5208 NPPU
40.0	100.0	36.5	LR 5308 KDD	LR 5308 KDDU	-	LR 5308 NPPU
45.0	90.0	19.0	-	-	LR 209 NPP	LR 209 NPPU

Mass (g) * Approx. Rating		Radius	* Limiting Speed x1000rpm		
C, dyn. N	C, stat. N		NPP(U)	KDD(U)	
18500	13000	1.1	4.5	6.5	340 g
27500	19500	1.1	3.9	5.5	500 g
15800	11800	1.0	4.0	-	250 g
16600	9600	1.0	5.5	-	330 g
24600	21400	1.0	3.5	5.0	510 g
36500	26500	1.1	3.1	4.3	670 g
17600	13100	1.0	4.3	-	300 g
20200	11900	1.1	4.5	-	400 g
30500	22400	1.1	2.8	3.9	660 g
44500	33000	1.5	2.5	3.6	970 g
18400	14600	1.0	3.1	-	370 g
22800	13600	1.1	4.0	-	450 g
34500	25500	1.1	2.5	3.5	750 g
56000	4200	1.5	2.3	3.3	1200 g
22500	13700	1.1	3.6	-	500 g

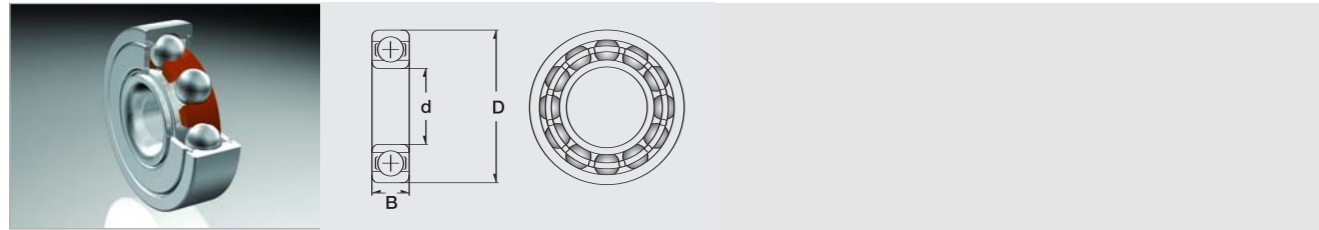
Zöllige Radialrillenkugellager (Sondergrößen) / Commercial Inch Series



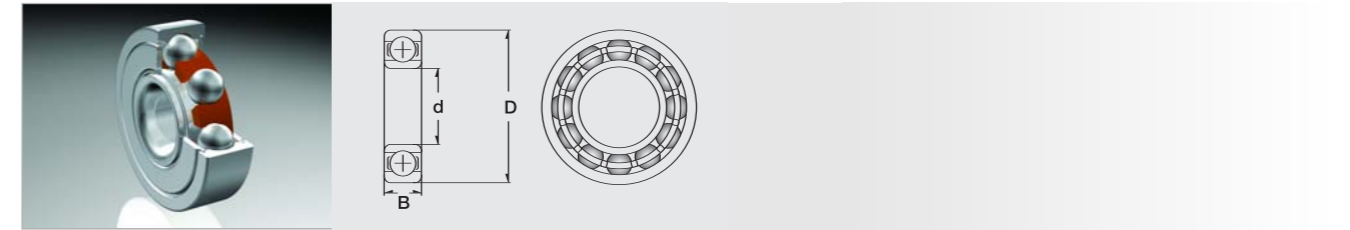
Dimension (mm)			Dimension (inch)			Dimension (inch)		
d	D	B	d	D	B	d	D	B
4.762	17.462	6.350	0.188	0.688	0.250	3/16	11/16	1/4
6.350	17.462	6.350	0.250	0.688	0.250	1/4	11/16	1/4
7.937	22.225	7.143	0.313	0.875	0.281	5/16	7/8	9/32
9.525	22.225	7.143	0.375	0.875	0.281	3/8	7/8	9/32
7.937	23.018	7.937	0.313	0.906	0.313	5/16	29/32	5/16
9.525	23.018	7.937	0.375	0.906	0.313	3/8	29/32	5/16
11.112	23.018	7.937	0.438	0.906	0.313	7/16	29/32	5/16
9.525	28.575	9.525	0.375	1.125	0.375	3/8	1 1/8	3/8
11.112	28.575	9.525	0.438	1.125	0.375	7/16	1 1/8	3/8
12.700	28.575	9.525	0.500	1.125	0.375	1/2	1 1/8	3/8
11.112	34.925	11.112	0.438	1.375	0.438	7/16	1 3/8	7/16
12.700	34.925	11.112	0.500	1.375	0.438	1/2	1 3/8	7/16
14.287	34.925	11.112	0.563	1.375	0.438	9/16	1 3/8	7/16
15.875	34.925	11.112	0.625	1.375	0.438	5/8	1 3/8	7/16
15.875	41.275	12.700	0.625	1.625	0.500	5/8	1 5/8	1/2
19.050	44.450	12.700	0.750	1.750	0.500	3/4	1 3/4	1/2
22.225	50.800	14.287	0.875	2.000	0.563	7/8	2	9/16

Designation/Type				* Load Rating (only 100 Cr6)		Mass (g) approx.
2Z		2RS		C, dyn. N	C, stat. N	
Chrome Steel	Stainless	Chrome Steel	Stainless			
1601-2Z	S1601-2Z	1601-2RS	S1601-2RS	1308	650	5 g
1602-2Z	S1602-2Z	1602-2RS	S1602-2RS	1308	650	6 g
1603-2Z	S1603-2Z	1603-2RS	S1603-2RS	2065	1014	9 g
1604-2Z	S1604-2Z	1604-2RS	S1604-2RS	2065	1014	8 g
1605-2Z	S1605-2Z	1605-2RS	S1605-2RS	2065	1014	16 g
1606-2Z	S1606-2Z	1606-2RS	S1606-2RS	2065	1014	21 g
1607-2Z	S1607-2Z	1607-2RS	S1607-2RS	1780	1020	22 g
1614-2Z	S1614-2Z	1614-2RS	S1614-2RS	1780	1020	35 g
1615-2Z	S1615-2Z	1615-2RS	S1615-2RS	1780	1020	32 g
1616-2Z	S1616-2Z	1616-2RS	S1616-2RS	1780	1020	29 g
1620-2Z	S1620-2Z	1620-2RS	S1620-2RS	2670	1575	45 g
1621-2Z	S1621-2Z	1621-2RS	S1621-2RS	2670	1575	50 g
1622-2Z	S1622-2Z	1622-2RS	S1622-2RS	2670	1575	46 g
1623-2Z	S1623-2Z	1623-2RS	S1623-2RS	2670	1575	40 g
1628-2Z	S1628-2Z	1628-2RS	S1628-2RS	3284	2020	72 g
1635-2Z	S1635-2Z	1635-2RS	S1635-2RS	3284	2020	84 g
1640-2Z	S1640-2Z	1640-2RS	S1640-2RS	4895	3155	111 g

Radialkugellager mit Kunststoffkäfig / Ball Bearings with Plastic Cage

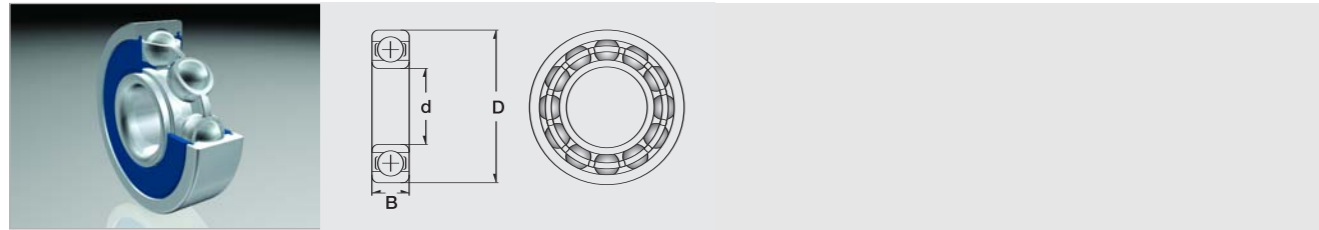


Dimension (mm)			Designation/Type	* Limiting Speed x1000rpm	* Load Rating		Lubrication	Mass (g) approx.
d	D	B			C, dyn. N	C, stat. N		
4.0	13.0	5.0	624-2Z.T9H.C3	40.0	1300	485	Oil	4 g
5.0	16.0	5.0	625-2Z.T9H.C3	36.0	1730	670	Oil	6 g
6.0	13.0	5.0	686-2Z.T9H.C3	40.0	1080	440	Oil	4 g
6.0	19.0	6.0	626-2Z.T9H.C3	32.0	2340	885	Oil	10 g
7.0	14.0	5.0	687-2Z.T9H.C3	40.0	1170	510	Oil	4 g
7.0	19.0	6.0	607-2Z.T9H.C3	36.0	2340	885	Oil	8 g
7.0	22.0	7.0	627-2Z.T9H.C3	30.0	3300	1370	Oil	14 g
8.0	16.0	5.0	688-2Z.T9H.C3	36.0	1260	590	Oil	4 g
8.0	22.0	7.0	608-2Z.T9H.C3	34.0	3300	1370	Oil	14 g
8.0	24.0	8.0	628-2Z.T9H.C3	28.0	3350	1430	Oil	18 g
9.0	17.0	5.0	689-2Z.T9H.C3	36.0	1330	665	Oil	5 g
9.0	26.0	8.0	629-2Z.T9H.C3	28.0	4550	1970	Oil	22 g
10.0	26.0	8.0	6000-2Z.T9H.C3	30.0	4550	1970	Oil	18 g
10.0	30.0	9.0	6200-2Z.T9H.C3	24.0	5100	2390	Oil	32 g
10.0	19.0	5.0	61800-Z.T9H.C3	34.0	1720	840	Oil	6 g




Dimension (mm)			Designation/Type	* Limiting Speed x1000rpm	* Load Rating		Lubrication	Mass (g) approx.
d	D	B			C, dyn. N	C, stat. N		
10.0	22.0	6.0	61900-Z.T9H.C3	32.0	2700	1270	Oil	9 g
12.0	28.0	8.0	6001-2Z.T9H.C3	28.0	5100	2370	Oil	22 g
12.0	32.0	10.0	6201-2Z.T9H.C3	22.0	6800	3050	Oil	37 g
12.0	21.0	5.0	61801-Z.T9H.C3	32.0	1920	1040	Oil	7 g
12.0	24.0	6.0	61901-Z.T9H.C3	30.0	2890	1460	Oil	10 g
15.0	32.0	9.0	6002-2Z.T9H.C3	24.0	5600	2830	Oil	31 g
15.0	35.0	11.0	6202-2Z.T9H.C3	20.0	7650	3750	Oil	45 g
15.0	24.0	5.0	61802-Z.T9H.C3	28.0	2070	1260	Oil	8 g
15.0	28.0	7.0	61902-Z.T9H.C3	26.0	4350	2260	Oil	15 g
17.0	35.0	10.0	6003-2Z.T9H.C3	22.0	6000	3250	Oil	41 g
17.0	40.0	12.0	6203-2Z.T9H.C3	17.0	9550	4800	Oil	67 g
17.0	26.0	5.0	61803-Z.T9H.C3	26.0	2630	1570	Oil	9 g
17.0	30.0	7.0	61903-Z.T9H.C3	24.0	4600	2550	Oil	10 g
20.0	42.0	12.0	6004-2Z.T9H.C3	18.0	9400	5000	Oil	68 g
20.0	47.0	14.0	6204-2Z.T9H.C3	15.0	12800	6600	Oil	107 g

52 | Sondermasse / Special Dimension Bearings

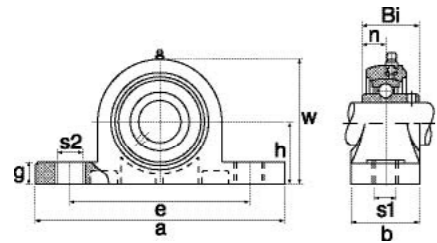



standard or flanged	Dimension (mm)			Dimension (inch)		Designation/Type		* Load Rating		* Limiting Speed x1000 rpm Grease	Mass (g) approx.
	d	D	B	d	d	Chrome Steel		C, dyn. N	C, stat. N		
						2Z	2RS/2TS				
standard	6.00	21.00	6.00	-	-	626/21-2Z	-	2336	896	32.0	8 g
standard	8.00	22.00	6.00	-	-	608-2ZW6	-	3293	1379	34.0	12 g
standard	8.00	24.00	7.00	-	-	608/24-2Z	-	3293	1379	34.0	14 g
standard	8.00	26.00	7.00	-	-	608/26-2Z	-	3293	1379	34.0	15 g
standard	10.00	35.00	11.00	-	-	6200/35-2Z	-	5100	2390	24.0	45 g
standard	12.70	32.00	10.00	0.500	1/2	6201-2Z1/2	6201-2RS1/2*	6800	3050	22.0	37 g
standard	13.00	32.00	10.00	-	-	6201-2Z/13	-	6800	3050	22.0	37 g
standard	15.87	35.00	11.00	0.625	5/8	6202-2Z5/8	6202-2RS5/8*	7650	3750	20.0	45 g
standard	16.00	35.00	11.00	-	-	6202-2Z/16	-	7650	3750	20.0	45 g
standard	15.00	47.00	11.00	-	-	6202/47-2Z	6202/47-2RS*	7650	3750	20.0	100 g
standard	15.87	40.00	12.00	0.625	5/8	6203-2Z5/8	6203-2RS5/8*	9550	4800	17.0	67 g
standard	16.00	40.00	12.00	-	-	6203-2Z/16	-	9550	4800	17.0	67 g
standard	19.05	40.00	12.00	-	-	6203-2Z3/4	6203-2RS3/4*	9550	4800	17.0	67 g
standard	19.05	47.00	12.00	0.750	3/4	6204-2Z3/4	-	12800	6600	15.0	107 g
standard	22.22	47.00	14.00	0.750	3/4	6204-2Z7/8	-	12800	6600	15.0	107 g

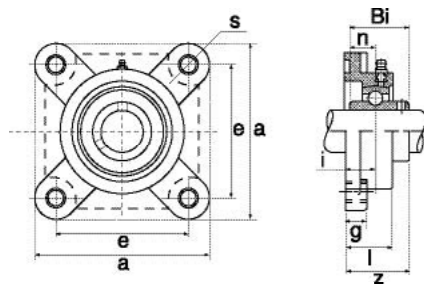
Rostfreie Lagereinsätze / Stainless Steel Inserts



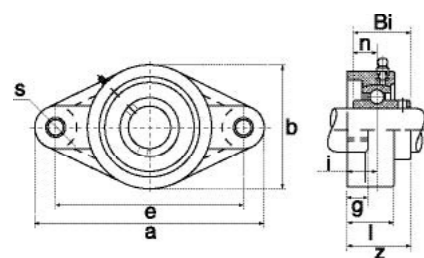
d	D	B1	B2	Designation/Type	* Load Rating	
					C, dyn. N	C, stat. N
12.0	47.0	17.0	31.0	SUC 201	7500	4500
15.0	47.0	17.0	31.0	SUC 202	7500	4500
17.0	47.0	17.0	31.0	SUC 203	7500	4500
20.0	47.0	17.0	31.0	SUC 204	10000	6300
25.0	52.0	17.0	34.1	SUC 205	11000	7100
30.0	62.0	19.0	38.1	SUC 206	15200	10200
35.0	72.0	20.0	42.9	SUC 207	20100	18100
45.0	85.0	22.0	49.2	SUC 209	25600	18100
50.0	90.0	23.0	31.6	SUC 210	27500	20200



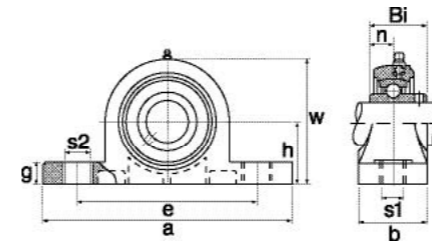

Ref.											Weight	
Type	Da	h	a	e	b	S1	S2	g	w		(kg)	Bearing
SP204	47	33.3	126	95.0	38	11.0	17.5	15.1	65.1		0.69	SUC204
SP205	52	36.5	140	105.0	38	12.5	17.5	16.0	70.0		0.74	SUC205
SP206	62	42.9	165	121.0	48	14.3	21.0	18.0	83.0		1.29	SUC206
SP207	72	47.6	167	127.0	48	14.3	22.0	19.0	94.0		1.42	SUC207
SP208	80	49.2	184	136.5	54	14.3	22.0	19.0	100.0		1.82	SUC208
SP209	85	54.0	190	146.0	54	15.0	22.0	20.0	109.0		2.09	SUC209
SP210	90	57.2	206	159.0	60	18.0	24.0	22.0	114.0		2.38	SUC210



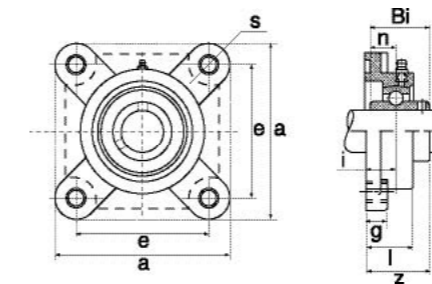
Ref.									Weight	
Type	Da	a	e	i	l	g	s		(kg)	Bearing
SF204	47	86.0	63.5	15.1	25.4	12.0	11.0		0.47	SUC204
SF205	52	95.0	70.0	15.9	27.0	14.0	11.5		0.65	SUC205
SF206	62	108.0	82.5	17.9	30.0	14.0	13.1		0.85	SUC206
SF207	72	117.5	92.0	19.1	33.0	14.3	13.1		1.03	SUC207
SF208	80	130.0	101.6	21.0	36.0	14.3	14.0		1.38	SUC208
SF209	85	137.0	104.8	21.8	37.0	14.3	16.0		1.50	SUC209
SF210	90	143.0	111.0	21.8	38.0	15.1	16.0		1.63	SUC210



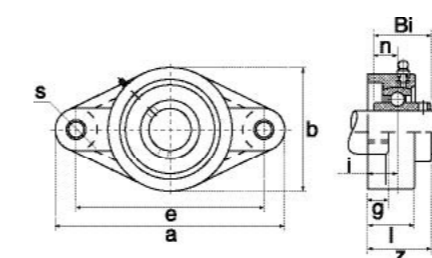
Ref.										Weight	
Type	Da	a	e	i	b	l	g	s		(kg)	Bearing
SFL204	47	112.0	89.7	15.1	60	25.4	11.5	11		0.32	SUC204
SFL205	52	125.0	98.8	15.9	68	27.0	13.0	12		0.44	SUC205
SFL206	62	141.0	116.7	17.9	80	30.0	13.0	12		0.58	SUC206
SFL207	72	155.5	130.2	19.1	90	33.0	14.3	13		0.74	SUC207
SFL208	80	171.5	143.7	21.0	100	36.0	14.3	13		0.99	SUC208
SFL209	85	179.0	148.4	21.8	108	37.0	14.3	16		1.16	SUC209
SFL210	90	189.0	157.0	21.8	115	38.0	15.1	16		1.36	SUC210



Ref.											Weight	
Type	h	a	e	b	S1	S2	g	w	Bi	n	(kg)	Bearing
TP201	33.3	127.0	95	38	11	14	14.2	65.0	31.0	12.7	0.12	SUC201
TP202	33.3	127.0	95	38	11	14	14.2	65.0	31.0	12.7	0.12	SUC202
TP203	33.3	127.0	95	38	11	14	14.2	65.0	31.0	12.7	0.12	SUC203
TP204	33.3	127.0	95	38	11	14	14.2	69.5	31.0	12.7	0.12	SUC204
TP205	36.5	140.6	105	38	11	14	14.5	71.0	34.0	14.3	0.14	SUC205
TP206	42.9	163.0	118	46	14	18	17.8	84.0	38.1	15.9	0.20	SUC206
TP207	47.6	168.0	127	48	14	18	18.0	94.5	42.9	17.5	0.25	SUC207
TP208	49.2	184.0	137	54	14	18	19.5	99.0	49.2	19.0	0.35	SUC208
TP209	54.0	192.0	146	54	17	20	23.0	106.0	49.2	19.0	0.45	SUC209
TP210	57.2	206.0	159	60	17	20	23.0	114.0	51.6	19.0	0.55	SUC210



Ref.										Weight	
Type	a	e	g	l	s	z	i	Bi	n	(kg)	Bearing
TF201	86	63.5	13.4	27.8	11	36.3	18.0	31.0	12.7	0.12	SUC201
TF202	86	63.5	13.4	27.8	11	36.3	18.0	31.0	12.7	0.12	SUC202
TF203	86	63.5	13.4	27.8	11	36.3	18.0	31.0	12.7	0.12	SUC203
TF204	86	63.5	13.4	27.8	11	36.3	18.0	31.0	12.7	0.12	SUC204
TF205	95	70.0	14.0	28.0	11	36.7	17.0	34.0	14.3	0.15	SUC205
TF206	107	83.0	14.3	31.5	11	41.4	19.2	38.1	15.9	0.18	SUC206
TF207	118	92.0	15.5	34.8	13	46.9	21.5	42.9	17.5	0.26	SUC207
TF208	130	102.0	17.0	37.5	14	53.2	23.0	49.2	19.0	0.33	SUC208
TF209	137	105.0	19.0	41.0	17	54.2	24.0	49.2	19.0	0.42	SUC209
TF210	143	111.0	21.0	43.0	17	57.6	25.0	51.6	19.0	0.51	SUC210




Ref.											Weight	
Type	a	e	b	g	l	s	z	i	Bi	n	(kg)	Bearing
TLF201	113	90	64.0	11.4	26.5	11	33.7	15.4	31.0	12.7	0.08	SUC201
TLF202	113	90	64.0	11.4	26.5	11	33.7	15.4	31.0	12.7	0.08	SUC202
TLF203	113	90	64.0	11.4	26.5	11	33.7	15.4	31.0	12.7	0.08	SUC203
TLF204	113	90	64.0	11.4	26.5	11	33.7	15.4	31.0	12.7	0.08	SUC204
TLF205	131	99	69.6	13.5	29.1	11	36.7	17.0	34.0	14.3	0.10	SUC205
TLF206	148	117	80.0	13.3	30.5	11	41.2	19.0	38.1	15.9	0.13	SUC206
TLF207	164	130	90.0	16.1	32.9	13	43.4	19.0	42.9	17.5	0.16	SUC207
TLF208	176	144	100.0	20.0	37.5	14	51.7	21.5	49.2	19.0	0.24	SUC208
TLF209	188	148	108.0	21.0	41.0	17	54.2	24.0	49.2	19.0	0.32	SUC209
TLF210	197	157	115.0	21.0	43.0	17	57.6	25.0	51.6	19.0	0.42	SUC210

Rostfreie einreihige Schrägkugellager / Stainless Single Row Angular Contact Bearing




Dimension (mm)			Designation/Type				* Load Rating (only 100 Cr6)		* Limiting Speed x1000rpm (open)		Mass (g) approx.
d	D	B	Open		2RS		C, dyn. N	C, stat. N	Grease	Oil	
			Chrome Steel	Stainless	Chrome Steel	Stainless					
10.0	30.0	9.0	7200B	S7200B	7200B-2RS	avail. / lieferb.	6350	2720	11.9	23.5	30 g
12.0	32.0	10.0	7201B	S7201B	7201B-2RS	avail. / lieferb.	8050	3740	17.5	23.5	30 g
15.0	35.0	11.0	7202B	S7202B	7202B-2RS	avail. / lieferb.	8700	4360	16.0	21.5	40 g
17.0	40.0	12.0	7203B	S7203B	7203B-2RS	avail. / lieferb.	10700	5550	14.2	19.0	60 g
20.0	47.0	14.0	7204B	S7204B	7204B-2RS	avail. / lieferb.	15400	8200	12.4	17.0	100 g
25.0	52.0	15.0	7205B	S7205B	7205B-2RS	avail. / lieferb.	16400	9350	11.0	14.9	120 g
30.0	62.0	16.0	7206B	S7206B	7206B-2RS	avail. / lieferb.	23400	14300	9.4	12.7	190 g
35.0	72.0	17.0	7207B	S7207B	7207B-2RS	avail. / lieferb.	30300	19100	8.2	11.0	260 g
40.0	80.0	18.0	7208B	S7208B	7208B-2RS	avail. / lieferb.	35500	23000	7.3	9.9	350 g
45.0	85.0	19.0	7209B	S7209B	7209B-2RS	avail. / lieferb.	37200	25400	6.8	9.1	400 g
50.0	90.0	20.0	7210B	S7210B	7210B-2RS	avail. / lieferb.	38800	27800	6.3	8.5	440 g
10.0	35.0	11.0	7300B	S7300B	7300B-2RS	avail. / lieferb.	9150	3840	10.8	21.5	60 g
12.0	37.0	12.0	7301B	S7301B	7301B-2RS	avail. / lieferb.	10900	4960	16.0	22.0	60 g
15.0	42.0	13.0	7302B	S7302B	7302B-2RS	avail. / lieferb.	13100	6100	14.2	19.0	80 g
17.0	47.0	14.0	7303B	S7303B	7303B-2RS	avail. / lieferb.	16600	8300	12.9	17.5	110 g
20.0	52.0	15.0	7304B	S7304B	7304B-2RS	avail. / lieferb.	19300	9900	11.7	16.0	150 g
25.0	62.0	17.0	7305B	S7305B	7305B-2RS	avail. / lieferb.	25000	13400	9.9	13.3	220 g
30.0	72.0	19.0	7306B	S7306B	7306B-2RS	avail. / lieferb.	33700	19400	8.5	11.5	330 g
35.0	80.0	21.0	7307B	S7307B	7307B-2RS	avail. / lieferb.	37400	22200	7.6	10.3	430 g
40.0	90.0	23.0	7308B	S7308B	7308B-2RS	avail. / lieferb.	49300	29900	6.8	9.1	600 g
45.0	100.0	25.0	7309B	S7309B	7309B-2RS	avail. / lieferb.	60500	38800	6.1	8.2	810 g
50.0	110.0	27.0	7310B	S7310B	7310B-2RS	avail. / lieferb.	72000	47100	5.5	7.4	05 g

Rostfreie zweireihige Kugellager / Stainless Double Row Bearing




Dimension (mm)			Designation/Type				* Load Rating (only 100 Cr6)		* Limiting Speed x1000rpm (open)		Mass (g) approx.
d	D	B	Open		2RS		C, dyn. N	C, stat. N	Grease	Oil	
			Chrome Steel	Stainless	Chrome Steel	Stainless					
10.0	30.0	14.0	2200	S2200	2200-2RS	S2200-2RS	5300	1530	22000	28000	47 g
12.0	32.0	14.0	2201	S2201	2201-2RS	S2201-2RS	6000	1960	20000	25000	53 g
15.0	35.0	14.0	2202	S2202	2202-2RS	S2202-2RS	6000	2190	18000	22000	60 g
17.0	40.0	16.0	2203	S2203	2203-2RS	S2203-2RS	7900	2800	16000	19000	88 g
20.0	47.0	18.0	2204	S2204	2204-2RS	S2204-2RS	9800	3950	13000	16000	140 g
25.0	52.0	18.0	2205	S2205	2205-2RS	S2205-2RS	9800	4350	12000	14000	165 g
30.0	62.0	20.0	2206	S2206	2206-2RS	S2206-2RS	12200	6800	10000	12000	260 g
35.0	72.0	23.0	2207	S2207	2207-2RS	S2207-2RS	17100	8400	8500	1000	405 g
40.0	80.0	23.0	2208	S2208	2208-2RS	S2208-2RS	17700	9650	7500	9000	505 g
45.0	85.0	23.0	2209	S2209	2209-2RS	S2209-2RS	18400	10900	7100	8500	545 g
50.0	90.0	23.0	2210	S2210	2210-2RS	S2210-2RS	18400	11500	6300	8000	590 g
10.0	30.0	14.0	3200	S3200	3200-2RS	S3200-2RS	7600	5850	16000	20000	50 g
12.0	32.0	15.9	3201	S3201	3201-2RS	S3201-2RS	8750	6500	15000	19000	60 g
15.0	35.0	15.9	3202	S3202	3202-2RS	S3202-2RS	11100	9100	13000	17000	70 g
17.0	40.0	17.5	3203	S3203	3203-2RS	S3203-2RS	14400	8650	10.0	15.0	103 g
20.0	47.0	20.6	3204	S3204	3204-2RS	S3204-2RS	19300	12000	9.0	13.0	168 g
25.0	52.0	20.6	3205	S3205	3205-2RS	S3205-2RS	20900	14100	8.0	11.0	194 g
30.0	62.0	23.8	3206	S3206	3206-2RS	S3206-2RS	29100	20100	7.1	9.0	316 g
35.0	72.0	27.0	3207	S3207	3207-2RS	S3207-2RS	38400	27400	5.6	7.1	484 g
40.0	80.0	30.2	3208	S3208	3208-2RS	S3208-2RS	47400	34600	5.0	6.3	654 g
45.0	85.0	30.2	3209	S3209	3209-2RS	S3209-2RS	47500	35400	4.5	5.4	709 g
50.0	90.0	30.2	3210	S3210	3210-2RS	S3210-2RS	50700	40200	4.0	4.6	764 g

Rostfreie zweireihige Kugellager / Stainless Double Row Bearing




Dimension (mm)			Designation/Type				* Load Rating (only 100 Cr6)		* Limiting Speed x1000rpm (open)		Mass (g) approx.
d	D	B	Open		2RS		C, dyn. N	C, stat. N	Grease	Oil	
			Chrome Steel	Stainless	Chrome Steel	Stainless					
17.0	47.0	22.2	3303	S3303	3303-2RS	S3303-2RS	20900	11900	9.5	14.0	190 g
20.0	52.0	22.2	3304	S3304	3304-2RS	S3304-2RS	23100	14500	8.5	12.0	230 g
25.0	62.0	25.4	3305	S3305	3305-2RS	S3305-2RS	29500	19100	7.5	10.0	369 g
30.0	72.0	30.2	3306	S3306	3306-2RS	S3306-2RS	41000	27400	6.2	7.9	585 g
35.0	80.0	34.9	3307	S3307	3307-2RS	S3307-2RS	51200	33200	5.1	6.5	816 g
40.0	90.0	36.5	3308	S3308	3308-2RS	S3308-2RS	61900	43400	4.7	5.8	1070 g
45.0	100.0	38.7	3309	S3309	3309-2RS	S3309-2RS	89000	79300	4.5	6.0	1420 g
50.0	110.0	44.4	3310	S3310	3310-2RS	S3310-2RS	107000	96300	4.0	5.3	1930 g
10.0	30.0	14.0	4200	S4200	4200-2RS	S4200-2RS	6400	5100	18000	22000	54 g
12.0	32.0	14.0	4201	S4201	4201-2RS	S4201-2RS	7100	5700	17000	20000	60 g
15.0	35.0	14.0	4202	S4202	4202-2RS	S4202-2RS	7800	6800	14000	17000	80 g
17.0	40.0	16.0	4203	S4203	4203-2RS	S4203-2RS	11700	10400	10.0	14.2	100 g
20.0	47.0	18.0	4204	S4204	4204-2RS	S4204-2RS	16400	16000	9.0	12.4	159 g
25.0	52.0	18.0	4205	S4205	4205-2RS	S4205-2RS	16300	16900	7.5	11.0	181 g
30.0	62.0	20.0	4206	S4206	4206-2RS	S4206-2RS	22000	24700	6.4	9.5	277 g
35.0	72.0	23.0	4207	S4207	4207-2RS	S4207-2RS	26400	30700	5.6	8.2	463 g
40.0	80.0	23.0	4208	S4208	4208-2RS	S4208-2RS	33200	42400	4.7	7.3	553 g
45.0	85.0	23.0	4209	S4209	4209-2RS	S4209-2RS	31800	43900	4.6	6.8	621 g
50.0	90.0	28.0	4210	S4210	4210-2RS	S4210-2RS	31400	44600	4.2	6.3	635 g



Dimension (mm)			Designation/Type				* Load Rating (only 100 Cr6)		* Limiting Speed x1000rpm (open)		Mass (g) approx.
d	D	B	Open		2RS		C, dyn. N	C, stat. N	Grease	Oil	
			Chrome Steel	Stainless	Chrome Steel	Stainless					
17.0	40.0	17.5	5203	S5203	5203-2RS	S5203-2RS	14600	9050	11.0	16.0	96 g
20.0	47.0	20.0	5204	S5204	5204-2RS	S5204-2RS	19600	12400	10.0	15.0	160 g
25.0	52.0	20.6	5205	S5205	5205-2RS	S5205-2RS	21300	14700	8.5	11.0	180 g
30.0	62.0	23.8	5206	S5206	5206-2RS	S5206-2RS	25600	21100	7.1	9.5	290 g
35.0	72.0	27.0	5207	S5207	5207-2RS	S5207-2RS	39000	28700	6.3	8.0	440 g
40.0	80.0	30.2	5208	S5208	5208-2RS	S5208-2RS	44000	33500	5.6	7.5	580 g
45.0	85.0	30.2	5209	S5209	5209-2RS	S5209-2RS	49500	38000	5.0	6.7	630 g
50.0	90.0	30.2	5210	S5210	5210-2RS	S5210-2RS	53000	43500	4.8	6.3	660 g
17.0	47.0	22.2	5303	S5303	5303-2RS	S5303-2RS	21000	12600	10.0	14.0	180 g
20.0	52.0	22.2	5304	S5304	5304-2RS	S5304-2RS	24600	16000	9.0	12.0	220 g
25.0	62.0	25.4	5305	S5305	5305-2RS	S5305-2RS	32500	20700	7.5	10.0	350 g
30.0	72.0	30.2	5306	S5306	5306-2RS	S5306-2RS	40500	28100	6.3	8.5	530 g
35.0	80.0	34.9	5307	S5307	5307-2RS	S5307-2RS	51000	36000	5.6	7.5	730 g
40.0	90.0	36.5	5308	S5308	5308-2RS	S5308-2RS	56500	41000	5.3	6.7	950 g
45.0	100.0	38.7	5309	S5309	5309-2RS	S5309-2RS	68500	51000	4.5	6.0	1400 g
50.0	110.0	44.4	5310	S5310	5310-2RS	S5310-2RS	81800	62200	3.6	5.3	1950 g

Fraction	Inch	mm	Fraction	Inch	mm	Fraction	Inch	mm
1/64	0.0156	0.3969		0.2883	7.3228	11/16	0.6875	17.4625
	0.0250	0.6350	19/64	0.2969	7.5406	45/64	0.7031	17.8594
1/32	0.0312	0.7937	5/16	0.3125	7.9375		0.7087	18.0000
	0.0394	1.0000		0.3150	8.0000	23/32	0.7187	18.2562
	0.0400	1.0160	21/64	0.3281	8.3344	47/64	0.7344	18.6532
3/64	0.0469	1.1906	11/32	0.3437	8.7312		0.7435	18.8849
	0.0472	1.2000		0.3543	9.0000		0.7480	19.0000
	0.0550	1.3970	23/64	0.3594	9.1281	3/4	0.7500	19.0500
	0.0591	1.5000	3/8	0.3750	9.5250	49/64	0.7656	19.4469
1/16	0.0625	1.5875	25/64	0.3906	9.2919		0.7717	19.6012
	0.0709	1.8000		0.3937	10.0000	25/32	0.7812	19.8433
5/64	0.0781	1.9844	13/32	0.4062	10.3187		0.7874	20.0000
	0.0787	2.0000		0.4100	10.4140	51/64	0.7969	20.2402
	0.0906	2.3012	27/64	0.4219	10.7156	13/16	0.8125	20.6375
3/32	0.0937	2.3812		0.4250	10.7950		0.8268	21.0000
	0.0984	2.5000		0.4331	11.0000	53/64	0.8281	21.0344
	0.1000	2.5400	7/16	0.4375	11.1125	27/32	0.8437	21.4312
	0.1024	2.6000	29/64	0.4531	11.5094	55/64	0.8594	21.8281
7/64	0.1094	2.7781		0.4600	11.6840		0.8661	22.0000
	0.1100	2.7940	15/32	0.4687	11.9062	7/8	0.8750	22.2250
	0.1102	2.8000		0.4724	12.0000	57/64	0.8906	22.6219
	0.1181	3.0000	31/64	0.4844	12.3031		0.9055	23.0000
1/8	0.1250	3.1750	1/2	0.5000	12.7000	29/32	0.9062	23.0187
	0.1256	3.1902		0.5118	13.0000	59/64	0.9219	23.4156
	0.1378	3.5000	33/64	0.5156	13.0968	15/16	0.9375	23.8125
9/64	0.1406	3.5719	17/32	0.5312	13.4937		0.9449	24.0000
5/32	0.1562	3.9687	35/64	0.5469	13.8906	61/64	0.9531	24.2094
	0.1575	4.0000		0.5512	14.0000	31/32	0.9687	24.6062
11/64	0.1719	4.3656	9/16	0.5625	14.2875		0.9843	25.0000
3/16	0.1875	4.7625	37/64	0.5781	14.6844	63/64	0.9844	25.0031
	0.1892	4.8057		0.5906	15.0000		1.0000	25.4000
	0.1969	5.0000	19/32	0.5937	15.0812		1.0236	26.0000
13/64	0.2031	5.1594	39/64	0.6094	15.4781		1.0415	26.4541
	0.2165	5.4991	5/8	0.6250	15.8750		1.0480	26.6192
7/32	0.2187	5.5562		0.6299	16.0000	1-1/16	1.0625	26.9875
15/64	0.2344	5.9531	41/64	0.6406	16.2719		1.0630	27.0000
	0.2362	6.0000		0.6500	16.5100		1.1025	28.0000
1/4	0.2500	6.3500	21/32	0.6562	16.6687	1-1/8	1.1250	28.5750
17/64	0.2656	6.7469		0.6620	16.8148		1.1417	29.0000
	0.2756	7.0000		0.6693	17.0000		1.1812	30.0000
9/32	0.2812	7.1437	43/64	0.6719	17.0656	1-3/16	1.1875	30.1625
							1-1/4	31.7500
							1-1/2	38.1000



Bearings for your future

Alle Rechte vorbehalten, kein Teil des Kataloges darf in irgendeiner Form (Druck, Fotokopie, Mikrofilm oder in einem anderen Verfahren) ohne Genehmigung reproduziert oder unter Verwendung elektronischer Systeme verarbeitet, vervielfältigt oder verbreitet werden.

Copyright reserved.
No part of the catalogue is to be copied, extracted or modified without explicit permission from the copyright holder.