

Product guide



Top colour performance, solid value

HP Color LaserJet Enterprise flow MFP M880 series



June 2015

Table of contents

3	Expand your productivity, not your budget
4	Product walk around
5	Product comparison
6	Top features at a glance
7	Give workgroups the workflow features they need
11	Quicken the pace of business
16	Mobile printing options boost efficiency
17	Easily expand, manage, and safeguard
21	Conserve resources without sacrificing performance
22	Technical specifications
26	Ordering information

Expand your productivity, not your budget



**Business-Class Printers
New to the Line**

**Awarded Buyers Laboratory LLC's 2013
Color Printer/MFP Line of the Year**

Streamline workflows and document management without breaking the budget. Handle demanding tasks in fewer steps, using advanced workflow capabilities on HP's top-of-the-line A3 colour MFP. Get great results with less effort, at a touch—scan to multiple destinations, including send to SharePoint.® Mobile printing is simple with HP wireless direct printing and touch-to-print technology.^{1,2}

Who can benefit?

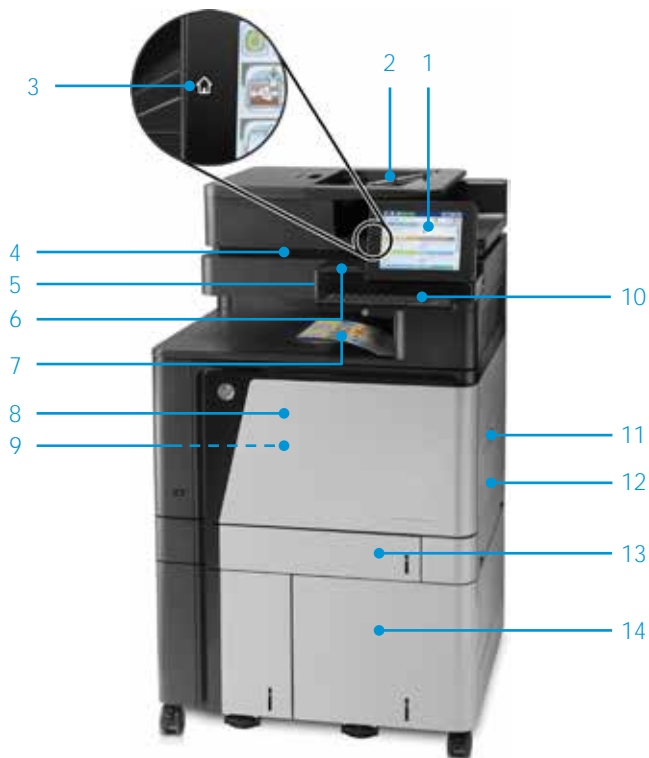
This multifunction printer is ideal for accelerating business workflows and connecting users throughout your office. This high-end MFP will be right at home with businesses that need to produce crisp colour documents up to size A3 with professional finishing touches and less intervention. Boost productivity with flexible send options, versatile paper-handling, quick two-sided scanning, and mobile printing options.



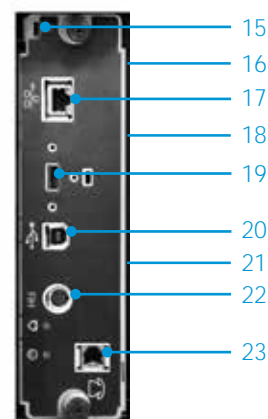
Product walk around

HP Color LaserJet Enterprise flow MFP M880z+ shown

- 1 Intuitive 20.3 cm (8-inch) HP Easy Select pivoting colour touchscreen control panel
- 2 200-sheet automatic document feeder with single-pass two sided scanning, and HP EveryPage with ultrasonic double-feed detection
- 3 Home button (returns to home screen)
- 4 Plate glass colour scanner handles sizes up to A3
- 5 Easy-access USB port to save and print files directly
- 6 Hardware integration pocket for solution integration³
- 7 500-sheet output bin
- 8 Front door provides convenient access to HP toner cartridges and drums
- 9 Built-in automatic two-sided printing
- 10 Retractable keyboard for easy, accurate data entry
- 11 100-sheet multipurpose tray 1 handles heavy custom media up to 220 g/m²
- 12 Right-side doors provide access to the fuser and duplexer and for clearing jams
- 13 500-sheet input tray supports media up to size A3
- 14 3,500-sheet high-capacity input tray supports A4 media
- 15 Access port for optional Kensington-style lock
- 16 HP High-Performance Secure Hard Disk
- 17 HP Jetdirect Gigabit Ethernet print server
- 18 800 MHz processor, 1.5 GB RAM⁴
- 19 Hi-Speed USB 2.0 port (for connecting third-party devices)
- 20 Hi-Speed USB 2.0 printing port
- 21 Two internal host USB 2.0 type ports for third-party solutions
- 22 Foreign interface harness (for connecting external devices)
- 23 RJ-11 fax port



Front view



Side I/O panel close-up

Series at a glance



Model	M880z	M880z+	M880z+ NFC/Wireless direct
Part number	A2W75A	A2W76A	D7P71A
100-sheet multipurpose tray 1	ü	ü	ü
500-sheet A3 tray 2	ü	ü	ü
3x500-sheet A3 feeder and stand	ü	Not available	Not available
3,500-sheet A4 HCI	Not available	ü	ü
Touch-to-print and wireless direct mobile printing	Optional	Optional	ü
HP High-Performance Secure Hard Disk	ü	ü	ü
Automatic duplexer	ü	ü	ü

Product comparison

The following table compares the new HP Color LaserJet Enterprise flow MFP M880 with the HP Color LaserJet CM6040 MFP.



HP Color LaserJet Enterprise flow MFP M880 series	HP Color LaserJet CM6040 MFP	Benefits
Up to 46 ppm print speed ⁵	Up to 41 ppm print speed	Faster output
Up to 70 ppm single-sided scanning and 85 ipm duplex scanning	Up to 40 ppm single-sided scanning and 20 ipm duplex scanning	Faster scanning and file storage
Hardware integration pocket ³	Not available	Easier integration of solutions such as optional badge/card readers
Easy-access USB port	Not available	Quick and easy printing from and scanning to flash drives
1.5 GB RAM and pre-installed 320 GB encrypted HP High-Performance Secure Hard Disk	512 MB RAM standard and 120 GB Hard Disk Drive	Better performance and improved print job retention and security
2,100-sheet standard input capacity, maximum 4,100-sheet with M880z+ model	1,100-sheet standard input capacity, maximum 2,100-sheet with CM6040f model	Higher input capacity minimises interruptions
Black cartridge capacity of 29,500 pages Colour cartridge capacity of 32,000 pages	Black cartridge capacity of 19,500 pages Colour cartridge capacity of 21,000 pages	Fewer interventions
Innovative mobile printing features including HP wireless direct and touch-to-print ^{1,2}	Not available	Mobile printing to empower your workforce
Powered by HP FutureSmart device firmware	Not available	Superior investment protection with streamlined firmware updates
20.3 cm (8-inch) full SVGA colour touchscreen control panel and retractable keyboard	20.3 cm (8-inch) VGA mono control panel	Increased ease of use and improved data entry
ENERGY STAR® qualified with HP Auto-On/Auto-Off capability	ENERGY STAR® qualified	Reduced environmental impact and improved cost-efficiency
200-sheet ADF with two-sided, single-pass scanning with HP EveryPage and optical character recognition (OCR)	50-sheet reversing duplex ADF	Improved workflow and job processing
Image preview feature at device control panel	Not available	Improved workflow
Digital sending options, like scan to Microsoft® SharePoint	Not available	Improved workflow and document storage
Optional 3,000-page stapler/stacker, hole puncher, or 16-sheet, 3,000 page booklet maker ⁶	Optional 1,600 page stapler/stacker or 15-sheet, 2,000 page booklet maker	More robust project finishing options

Top features at a glance



A3 support



Time-saving



Mobile printing



Remote printer management



Auto-On/Off Technology

This powerful MFP adds value to your office with flexible send, versatile paper-handling tools, brilliant A3 colour printing, two-sided, single-pass scanning, professional finishing options and easy mobile printing options.^{1,2}

Give workgroups the workflow features they need

- Save on both sides—capture documents faster with two-sided, single-pass scanning.
- Help every workgroup capture data with confidence. HP EveryPage not only detects potential errors or missed pages; it helps prevent them in the first place.
- Create easily searchable scanned files, using built-in optical character recognition software.
- Easily scan and send documents to Microsoft SharePoint in one step.

Quicken the pace of business

- Give employees the tools to organise documents faster and more conveniently: Staple, stack, fold, and punch holes with the MFP's optional finishing accessories.⁶
- Don't spend precious time waiting for your MFP. Print when you want with Instant-on Technology.
- Simplicity all around—make it easy for all to print with one common driver, the HP Universal Print Driver (UPD).⁷
- Make it easy to be efficient, with an intuitive touchscreen and external keyboard for entering file information.
- Show your company's true colours. Make colour printing vibrant, consistent, and affordable for every department.

Mobile printing options boost efficiency

- Enjoy mobile printing at a touch. Give users simple, direct access to the MFP through wireless direct printing and touch-to-print technology.^{1,2}
- Print from a smartphone, tablet, and Internet-connected PC from virtually anywhere,⁸ and enjoy the simplicity of printing wirelessly from an iPad®, iPhone®, or iPod touch®.⁹

Easily expand, manage, and safeguard

- Expand your options. Easily upgrade firmware on your schedule, and integrate solutions or devices at will.
- Apply fleet-wide policies to help protect all your HP devices with HP Imaging and Printing Security Center.¹⁰
- Confidently safeguard the sensitive data sent to your MFP with the HP High-Performance Secure Hard Disk.
- Centrally monitor and control printers with HP Web Jetadmin.¹¹

Conserve resources without sacrificing performance

- Help save energy with HP Auto-On/Auto-Off Technology.¹²
- Help conserve resources with a high-performing, energy-efficient HP LaserJet MFP that's ENERGY STAR® certified¹³ and Blue Angel compliant.

Give workgroups the workflow features they need



2-sided scanning

Accelerate business workflows with robust scanning features, and easily connect users throughout your office. Share documents without delay, using flexible send-to options. Easily create searchable and editable files with built-in OCR capabilities. Use HP Quick Sets to create one-touch, automated workflows.

Scan on both sides with certainty

With the 200-sheet, extended life automatic document feeder (ADF)—a feature that boasts a robust recommended monthly scan volume of 26,750 to 44,500 pages—scanning with the HP Color LaserJet Enterprise flow MFP M880 series is made quick, simple, and professional, even in the most demanding environments. Handle the workload of your busy work team and maintain optimal scanning quality with the HP ADF Roller Replacement Kit (100,000 page yield).

Empower everyone to achieve great results in less time. With single-pass, two-sided black-and-white scanning speeds of 85 images per minute (ipm) and colour speeds of 63 ipm, large duplex scanning projects are done in a flash. Automatic blank page suppression technology helps reduce file size and create clean digital files.

Help every workgroup capture data with confidence. HP EveryPage allows employees to scan without worry and detect potential errors or missed pages on the spot—even when the weight, size, or condition of pages varies. Using ultrasonic technology, HP EveryPage helps detect double-feeds and avoid missed pages in scanned files, so errors are less likely to occur.

Pristine scans

For each document scanned, the ADF can automatically deskew sheets that are not inserted quite straight and determine the best output format and exposure for the data content. Automatic colour detection, which is user-selectable, classifies an input original as either colour or non-colour. And with edge erase, you can eliminate paper punch holes, staples, and black overscan lines by specifying a distance from each of the four paper edges to be pushed to white.

Advanced automatic-imaging features include auto-orientation which adjusts each page of an individual job to be correct-side up, eliminating the need to ensure that each single-sided page in a job is placed face-up and top-up in the ADF. Auto-page-crop automatically sets the scan to the paper edges, and auto-tone sets contrast, brightness, and background removal for each page.

Expand scanning possibilities

The 297 by 432 mm flatbed scanner lets you easily copy and scan non-standard and bound material up to A3 size. The ADF can handle long pages, up to 863 millimeters. And colour scanning comes standard on all HP MFPs. Preserve the appeal of full-colour documents and photos. Scan in 24-bit colour—ideal for sharing and archiving high-quality digital versions of your originals. With full-colour scanning, scanned files are easier to read. Your black-and-white copies will look better as well, because any coloured areas will show up as grayscale shading. With monochrome scanners, these shaded areas tend to just disappear.

Transform text in seconds



Scan to an
editable file

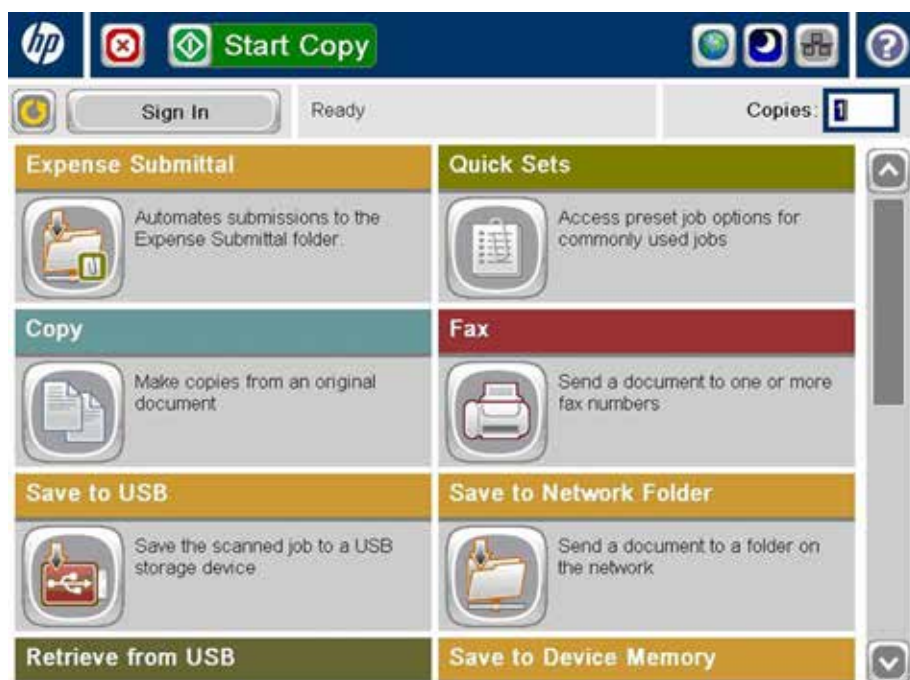
Let your MFP do the typing. Simplify editing for smaller jobs—and free up more time for high-priority tasks—using built-in optical character recognition.¹⁴ For occasional use, built-in OCR technology allows you to convert scanned images to common file types with editable and searchable text. File types include searchable PDF, PDF/A, High-compression PDF, HTML, RTF (Microsoft Word compatible) OCR CSV, Unicode text, and TXT. OCR capabilities also enhance the indexing and retrieval of documents. (For more advanced OCR capabilities, see the section "Optional HP Digital Sending Software" on page 9.)

Break through the paper barrier

Easily integrate paper documents into the digital workflow—send scanned documents directly to Microsoft SharePoint folders, email, fax or network folder with no need for middleware. Built-in LDAP addressing simplifies email distribution, while optional HP Digital Sending Software enables advanced document capture and routing.¹⁵

One-touch automated workflows

The MFPs' digital sending capability lets users route documents to a variety of destinations like email recipients, network folders, or LAN fax addresses. Some users, however, can become quickly overwhelmed with the number of possibilities. They might choose the wrong network folder, forget an email address, or pick the wrong file format for the scan, and the workflow breaks down before it has even begun.



HP Quick Sets let you launch document workflows and get it right every time—at the touch of a button. HP Quick Sets help by automating all of the steps of a complicated workflow, all on a large, full-colour touchscreen that is a joy to use. Users can find what they need right away, without standing at the device control panel searching for the appropriate settings.

In addition to scan destinations, you can preset other scan settings. These can include output file types such as PDF, JPEG, TIFF, MTIFF, XPS, and PDF/A formats. The flow MFP M880 series also offers TEXT (OCR), Unicode TEXT (OCR), RTF (OCR), Searchable PDF (OCR), Searchable PDF/A (OCR), HTML (OCR), and CSV (OCR). You can also specify security settings, such as encrypted PDFs to be delivered through encrypted and signed emails. Quick Set buttons can be easily created, labeled, and placed on the control panel home screen, so that you can quickly find the functions you need (some examples are shown in the graphic above).

Quick Sets help IT by enabling them to promote or block access to certain device features. Calls to the helpdesk can be reduced when users have everything they need on the home screen and are restricted from accessing settings they shouldn't tamper with.

Easy digital sending setup

Set-up wizards help you quickly and easily configure your HP MFP's digital sending features.

- The Send-to-Email Default Setup Wizard helps you link your MFP to your email server, then set up default email and scan settings. The Send-to-Email Quick Set Wizard makes it easy to manage often-used Send-to-Email favourites, as well as set up default scan settings. Scanning to email can be a great time-saver when communicating with customers, vendors, or co-workers.
- The Save-to-Folder Quick Set Wizard helps you create destination folders on your computer using Quick Sets. It walks you through configuring the default scan settings that will be applied when scanning to each folder. Now you can start digitally filing your documents for easy storage and retrieval.

Optional HP Digital Sending Software

The MFP supports HP Digital Sending Software (DSS)¹⁵ as well as a variety of enterprise document management systems, including HP Embedded Capture (see below for more information). HP Digital Sending Software is used to enhance digital sending across HP LaserJet MFPs and HP Scanjet devices, to provide a common administrative utility and end-user interface across multiple devices and device types. This optional software runs as a service on a network server and allows multiple devices to send jobs through the server. It is not necessary to install any software or drivers on individual users' computers.

While the HP Color LaserJet Enterprise flow MFP M880 series includes robust digital sending features out of the box, HP DSS enables the following additional sending features:

- Optical character recognition (OCR) allows you to convert scanned images to common file types with editable and searchable text. File types include searchable PDF, PDF/A, High-compression PDF, HTML, XML, RTF (Microsoft Word compatible), XPS, and TXT. OCR capabilities also enhance the indexing and retrieval of documents. (These OCR capabilities are built-in, for occasional use, to the HP Color LaserJet Enterprise flow MFP M880 series.¹⁴)
- Remote copy (sending to a printing device)
- Custom keys allow users to effortlessly send documents to workflow destinations
- Configuration utility for managing digital sending and workflow capabilities
- Central email routing
- Central address book management where users gain access to their Microsoft Exchange contacts, as well as their private address books
- LDAP replication allows DSS to offload the LDAP directory activity by replicating relevant addressing information into the DSS address book
- Support for Filenet and Novell

For more information about HP DSS, please visit hp.com/go/dss.

Activate information with optional HP Embedded Capture

The HP Color LaserJet Enterprise flow MFP M880 series supports HP Embedded Capture, a solution that makes it easier to digitise documents and share them publicly, while extending a device's digital-sending capabilities. As a basic scan-and-send solution, the optional HP Embedded Capture improves everyday office efficiency without the need for a dedicated server. Predefine scan processes and trigger them directly at the device, or implement on-demand scanning from common applications through a TWAIN driver or a provided application programming interface (API).

It's easier than ever for branch offices with low scan volumes to gain efficiencies, reduce costs, and improve productivity with this basic capture solution. On top of that, you can better protect information by giving only authorised users access to routing destinations and documents. Because you can capture document information at the device and add it to your business processes, HP Embedded Capture can spark new ways to activate information.

Advanced faxing

Quickly and easily send and receive faxes with the HP LaserJet MFP Analog Fax 500 from the control panel icon.

Advanced fax features include:

- Efficiently process jobs at up to 33.6 kbps with the V.34 fax modem and help save time and money with standard JBIG compression that shortens call time.¹⁶
- Configure remotely via HP Web Jetadmin¹¹ or choose effortless setup with the Embedded Web Server fax configuration wizard.
- Quickly search, locate, and edit entries using speed dial.
- Use manual memory lock to save fax jobs at the MFP until a PIN is entered to release the stored documents. The scheduled memory lock lets you specify the days and times you want faxes to print or be held on the device.
- Take advantage of fax forwarding to receive business-critical faxes wherever you are.
- Easily retrieve data with fax polling (receive only). Request information stored on another machine to automatically receive a fax with the desired information. Fax polling is just what you need to efficiently gather frequently used documents, such as forms or reports.
- Use the fax call report to view convenient thumbnails of faxes and to archive important information, including the time sent, content, and destination.
- Get instant feedback on your fax job with the one-line status on the MFP's control panel.
- Send a fax from your computer without going to the device control panel with the Send Fax Driver.¹⁷
- Use optional HP Digital Sending Software to easily alternate between LAN and analog fax with a flexible configuration switch.¹⁵ The switch delivers seamless integration in LAN or analog environments, without having to reinstall or reconfigure the fax accessory.

Effortless copying

The MFP may be used as a standalone, walk-up copier, and you do not need to be connected to the network or a computer to make copies. In copy mode, the MFP functions as a standard photocopier—place your originals on the scanner glass or use the automatic document feeder and adjust all copy settings at the control panel.

Quicken the pace of business

Boost productivity and avoid delays. Employees can add professional finishing touches with minimal effort. Complete big jobs fast on paper sizes up to A3/11 by 17 in, thanks to versatile paper-handling tools. Simplify your workflow with the intuitive touchscreen control panel. Produce documents that impress with this MFP's exceptional colour print quality.



Up to 4,100 sheets maximum input capacity



Multiple media sizes



The two-bin, 3,000-sheet booklet maker, just one of four optional finishing accessories that can save you time.



Up to 46 ppm A4



Instant-on Technology

Keep moving with expandable, versatile paper handling

Help meet the needs of your high volume imaging and printing environment and handle large jobs efficiently.

- The HP Color LaserJet Enterprise flow MFP M880z model provides an input capacity of 2,100 sheets with a 3 x 500-sheet input and cabinet, with all three trays supporting paper sizes up to A3. The HP M880z+ model has a high-capacity input tray that supports 3,500 sheets (A4), boosting the maximum input capacity to 4,100 sheets. The MFP's other two trays can each be configured to print on a different paper, giving you lots of flexibility.
- The multipurpose tray supports heavy custom media up to 220 g/m².
- Expand your media options. Print on a broad range of media types and sizes, including A3, A4.
- Built-in automatic two-sided printing helps reduce the cost of wasted paper with less effort, and virtually doubles the MFP's input capacity.

Add finishing touches faster

The MFP comes standard with a 500-sheet top output. With your choice of four optional 3,000-sheet finishing accessories, you can give your employees the tools to organise documents faster and more conveniently:⁶

- The stapler/stacker sorts, staples, and stacks your projects.
- The stapler/stacker/hole puncher accessory staples and stacks your project and allows you to add a 2 or 4 hole punch.
- The booklet maker will print, fold, and staple your project for simple and efficient booklet making.
- The booklet maker/hole puncher accessory will print, fold, and staple your projects for easy booklet making, or add a 2 or 4 hole punch.

For more information on the output accessories, please see "Ordering information" on page 26.

Don't wait, just print

Save time and keep your business moving with blazing-fast print speeds up to 46 pages per minute (ppm) A4⁵ and first page out speeds as fast as 11 seconds from ready (A4).¹⁸ With a recommended monthly page volume of 5,000 up to 25,000 pages,¹⁹ this MFP is built to stand up to the demands of today's fast-paced business environment and keep intervention rates low.

The HP Color LaserJet Enterprise flow MFP M880 series features Instant-on Technology, enabling print and copy jobs to begin quickly from sleep mode.²⁰ Cutting-edge fuser technology produces the first page faster when a printer is coming out of low power mode, so your print job is done sooner. In addition to helping you conserve energy and reduce your environmental impact, these extra seconds can deliver significant real-world performance advantages over time, helping users get more done.

Simplicity all around

Make it easy for all to print with one common driver. The HP Universal Print Driver (UPD) enables both mobile Microsoft PC users and traditional desktop users to self-sufficiently access the full features of nearly every HP device in your managed printing environment.⁷

Eliminate the clutter on your computer by replacing multiple print drivers with one versatile solution. Empower IT by dramatically reducing the number of drivers they have to manage—and by giving them the tools they need to improve efficiency. With the HP UPD, your IT team can easily adjust device settings to help reduce printing costs, improve security, and help meet environmental goals. For example, it's simple to push two-sided printing or quicker sleep times across the fleet. Plus, the valuable tools in the HP UPD Printer Administrator's Resource Kit help you save time and money by streamlining IT tasks, implementing printing policies, and monitoring usage across the enterprise. You can also use the HP UPD in tandem with HP Web Jetadmin to create fleet-wide managed printer lists, reports, and more.

You can download this valuable fleet driver solution and the tools in the Printer Administrator's Resource Kit for free. For more information about how the HP Universal Print Driver can help you protect your imaging and printing investment, simplify management, and boost productivity, visit hp.com/go/upd.

Put the right touch on tasks



Process jobs at the MFP with the HP Easy Select colour touchscreen control panel for a trouble-free user experience. The control panel includes a 20.3 cm (8-inch) SVGA touchscreen graphical display that is adjustable for different viewing angles. Reduce training costs and help-desk calls while empowering everyday users with the same user interface found on other HP LaserJet MFPs and networked scanners.

Users can manage their jobs confidently from this large, intuitive interface—in many cases it's one they're already familiar with. The control panel offers:

- **Adjustable tilt angle** of the touchscreen to provide convenient accessibility to all users.
- **Image preview**, which lets you add, delete, reorder, and zoom in on pages for digital send jobs at the control panel.
- **Simple-to-use menus** that allow you to set system defaults, customise settings for a particular job, and configure and launch HP Quick Sets.
- **Illuminated Home button** on the side of the control panel that quickly returns the touchscreen to the Home menu.

- **Helpful feedback** while interacting with the touchscreen graphical display. The MFP has a built-in Help system that explains how to use each screen. To open the Help system, touch the Help button in the upper-right corner of the screen. For some screens, the Help button opens to a global menu where you can search for specific topics. For screens that contain settings for individual jobs, the Help button opens to a topic that explains the options for that screen.
- **Clear instructions and illustrations**, including animations for tasks such as jam recovery.
- **Easy-to-read status messages** in one location.



Easy-access USB

Easy-access USB

The easy-access USB near the control panel lets you quickly complete your print job from a flash drive. A variety of files are supported, including PDF, PS, and print ready files (.prn, .pcl, .cht).

Make it easy to be efficient

Make scanned documents easier to organise and find by adding information to files and context to your email with the large pull-out keyboard. Typing addresses, file names, and index data with two hands is not only a lot faster for the user, but also improves the accuracy of the data.



Give your computer a break

The control panel on this MFP features image preview, which lets you minimise steps and reduce errors. Right from the device's 20.3 cm (8-inch), full-colour touchscreen control panel, you can view and edit your scan job before you send it to a network folder, fax, email or USB device. With image preview, not only can you save files on your network from the device, you can easily get your scans to look just the way you want them. Instantly preview and modify scans before sending them into the workflow, eliminating the need to walk back and forth from a computer.

Scan multiple pages using the ADF and view them as thumbnail images, or zoom and pan for a detailed inspection. Before finalizing a document you can reorder, rotate, delete, add, or zoom in on pages. You can apply changes to a single page, or multiple pages at once.



Show your company's true colours

This is colour printing like it should be: vibrant, consistent, and affordable. Give your enterprise the ability to produce attractive, professional quality reports and brochures, time after time.

Produce exceptional results with HP ImageREt

With HP ImageREt 4800, the HP Color LaserJet Enterprise flow MFP M880 series delivers brilliant results. The system's foundation is comprised of key colour laser technologies, including HP ColorSphere toner, image enhancements, HP Smart printing technology, and high-resolution imaging.

Designed together with Original HP print cartridges and HP papers, HP ImageREt produces exceptional output for your printed documents.



Get consistent quality with HP EasyColor

HP EasyColor provides outstanding colour and black-and-white output—combining multiple technology enhancements into one easy-to-use feature. Included with the HP Universal Print Driver, this intelligent technology detects document content and automatically adjusts colour rendering to optimise photo quality and compress rasterised images for faster printing.⁷

HP EasyColor also recognises images in a document. It uses the generating application's image file pass-through to emulate what you see on the screen, and determines the necessary adjustments for optimal output quality. The results are improved colour consistency and sharper, more natural-looking photos.

Because image file sizes are optimised before being sent to the printer, image-heavy documents—such as PowerPoint presentations—may print more quickly with HP EasyColor. And with smaller spool file sizes, network traffic is reduced. Best of all, you don't need to make a series of complex manual adjustments. HP EasyColor is automatically enabled, so you'll effortlessly experience better colour printing.

Achieve brilliant colour every time you print

Let your prints shine with uniform gloss and a dynamic colour range. Improved melting and fusing technologies work in sync with HP ColorSphere toner to enable exceptional toner release and flow.

Producing a wide range of very specific colours and smooth colour transitions requires extreme precision throughout the printing process. HP's colour toner enables a finer range of colours because each toner particle conforms to an extremely consistent size and shape. This consistency allows toner particles to be placed on the page with the precision needed to produce a wide range of colours with the most subtle differences of shade.

HP ColorSphere toner is also designed to improve printing time. Its toner particles are chemically grown around an optimally sized wax core that is designed to work with the fuser's Instant-on Technology for fast image processing with optimum results.



Colour laser technology



Quality laser printing

Match colours precisely with a PANTONE® calibrated printer

The process of matching device output colour to your computer screen is quite complex, because printing devices and computer monitors use different methods of producing colour. Monitors display colours by light pixels using an RGB (red, green, blue) colour process, while printing devices produce colours by blending pigments using a CMYK (cyan, magenta, yellow, and black) system.

In addition, several factors can affect the difference between displayed and printed colour: paper type, printing technology (ink or laser, for example), print drivers, monitors, etc.

Fortunately, HP has partnered with PANTONE® to make this process easier for the average user. PANTONE® is the world-renowned authority on colour and the process of colour matching. Because the HP Color LaserJet Enterprise flow MFP M880 series is a PANTONE® Calibrated MFP, you can rely on it to help you produce consistent and reliable results, reduce time from pre-press to final output, and reduce waste with fewer mistakes.

Deliver reliable, consistently outstanding results

HP Original LaserJet print cartridges are a crucial component of the printing system.²¹ Four standard capacity cartridges—three colour and one black—are shipped pre-installed with the MFP, saving time and adding value.

- HP Smart printing technology is activated every time you install an Original HP print cartridge. The HP print cartridge, MFP, and software are designed to work together to enable easy, high-quality laser printing, and allow you to monitor your current supplies, order new supplies online, and print successfully every time.
- Original HP LaserJet black print cartridges have a standard yield of 29,500 pages and colour cartridges have a standard yield of 32,000 pages, which means less intervention for you.²²
- Clearly labelled parts, easy-to-understand instructions, and cartridge status information from the control panel or HP device management tools make supplies management and troubleshooting easy for all users.

Mobile printing options boost efficiency

Give users simple, direct access to the MFP through HP wireless direct printing and touch-to-print technology.^{1,2}

Easily and securely print from mobile devices

It's a mobile world. Smart phones, tablets, and notebooks offer the flexibility to be productive at work, home, and on the go. Users want simple and reliable printing from any mobile platform or operating system, while IT managers need to control access to their network and devices. HP makes it easy, with mobile printing capabilities built right into our printers and MFPs. We're proud to lead the way in mobile printing, offering mobile solutions for more users, use cases, and environments than any of our competitors.



Wireless direct



HP touch-to-print

Enterprise mobile printing

The HP Color LaserJet Enterprise flow M830z+ (D7P71A model) comes standard with HP wireless direct and HP touch-to-print.^{1,2}

Both wireless direct and touch-to-print use a secure peer-to-peer connection, allowing users to print without accessing your corporate network. Print files are encrypted, and with a configurable passphrase, you don't have to worry about who is connecting to your office printers. Security and user access settings can be easily set up with HP Web Jetadmin¹¹ or the Embedded Web Server.

To use wireless direct printing, simply connect your mobile device to your MFP in the same way you would discover and connect to any public wireless network. With touch-to-print, you can walk up and print from your NFC-enabled smartphone or tablet with just a touch. NFC, or near field communication, automatically discovers the printer for you, eliminating the guesswork and creating a one-to-one connection using wireless technology.

HP has been working closely with leading manufacturers of mobile devices to integrate printing into popular operating systems. In fact, HP currently offers the broadest support for embedded print functionality—across Apple® iOS (AirPrint™), Samsung Android, and Windows® 8, which means in most cases you won't have to download an app. Simply access the print function from the document you want to print, select your MFP, and hit Print. For mobile devices without built-in print support, printing is just as simple, but users will first need to download the HP ePrint app or HP ePrint software.²³

You can add wireless direct and touch-to-print across your existing HP devices with either the HP Jetdirect 2800w, which installs in the hardware integration pocket, or with the HP NFC/Wireless 1200w Mobile Print Accessory, via USB.²⁴

If you're looking to deploy mobile printing across an existing multi-vendor fleet and need advanced security and management options, we offer the optional HP ePrint Enterprise solution. Learn more about HP's enterprise mobile printing solutions at hp.com/go/businessmobileprinting.

Enable printing anytime, from virtually anywhere

Even when employees are traveling, a printer can always be close at hand—with HP ePrint. Empower them to print virtually anywhere from a smartphone, tablet, or Internet-connected PC.⁸ And with Apple AirPrint™, enable employees to print from an iPad®, iPhone®, or iPod touch®.⁹

Share without worries

The MFP offers embedded wired networking capabilities that allow you to connect directly to a Gigabit Ethernet 10/100/1000T network. You also have the option of adding secure wireless networking. For more information, please see "Ordering information" on page 26.

Easily expand, manage, and safeguard

Help protect your MFP investment and manage printing across the business. As your needs change, so can your MFP with easy upgrades and add-ons. Your entire printing fleet can be managed from a single location while you take comfort in robust security features. Expect high efficiency for the long term.

Change happens—you're covered

Work with the future in mind. HP FutureSmart firmware lets you upgrade your MFPs on your schedule, whenever solutions advance. This provides investment protection because you can update to new features, such as workflow and security enhancements, without having to purchase new hardware. HP FutureSmart also helps reduce the time and cost to train new users. A consistent user interface and menu design across all HP FutureSmart devices—including the HP Color LaserJet Enterprise flow MFP M880 series—makes the user experience intuitive and familiar. To learn more about HP's FutureSmart firmware, visit hp.com/go/futuresmart.

Be ready for the new—now. This MFP is designed to be compatible with emerging solutions, so you can upgrade and increase capabilities as needed. HP's cost-effective solution for hardware upgrades—the hardware integration pocket—allows you to integrate security solutions, such as card and badge readers.³ And HP's Open Extensibility Platform (OXP) creates a unified environment for software solutions that run on your HP LaserJet MFPs—providing sound investment protection, consistency for end users, and easier management. These HP innovations can help your MFP remain state-of-the-art long into the future.

Safeguard your device, data, and documents with robust security features

The HP Color LaserJet Enterprise flow MFP M880 series has a multitude of options when it comes to helping you secure your environment. You can count on support for a number of solutions, along with built-in security features such as a HP High-Performance Secure Hard Disk and PIN printing options.



Built-in security
features

Protect your MFP

As capabilities expand and devices become more integrated into your workflows, device security becomes increasingly important. The MFP features a number of options to help secure against undesired access:

- **Authentication and authorization**—Help boost security at the device and help make sure the right jobs end up in the right hands. Authentication can help your organization manage user access, prevent unwanted scanning and digital sending, help secure access to management utilities, and avoid unwanted device configurations. Control access to the MFP, device settings, and functions, with options like:
 - **Multiple embedded authentication methods:** Print with a positive ID. With authentication options available from the device, you can configure Windows/Kerberos authentication, LDAP authentication, and user PIN authentication that integrates with your existing infrastructure.
 - **Role-based device authentication and authorization with HP FutureSmart:** With HP FutureSmart, you have more control than ever before over device security and permission settings. IT administrators can decide who can interact with certain device capabilities—helping to make workflows more secure, control access, and uphold site security policies.

- **HP and third-party authentication solutions:** With optional solutions like HP Access Control or HP Smartcard Solution for U.S. Government, you can enable advanced authentication using proximity cards or smartcards. The hardware integration pocket on the control panel enables integration of select card readers.³
- **Encrypted document authentication with HP FutureSmart Encrypted PDF and HP UPD Secure Encrypted Print:**²⁵ With these solutions, the user must enter a password (symmetric key) to encrypt when scanning or printing a document, and the same password to decrypt and print the document. This authentication protects the document across the entire workflow.
- **Physical device protection**—Both the device and the embedded HP High-Performance Secure Hard Disk can be physically safeguarded from theft and tampering using a lock that requires a physical key for removal (this accessory must be purchased separately). Host USB ports, network ports, and other physical ports can be disabled to prevent unauthorised use.
- **Common Criteria Certification (CCC)**—CCC is a security certification recognised in 26 countries worldwide. HP certifies the security functionality of its Enterprise LaserJet MFPs.²⁶

Protect your data

Your MFP harbors sensitive information—make sure it's not at risk. HP offers security features at every stage in the workflow. An HP High-Performance Secure Hard Disk helps safeguard sensitive data sent to your MFP to keep you worry free.

Protect data at rest with the following features:

- **Storage encryption**—Defend your data. The HP High-Performance Secure Hard Disk on the HP Color LaserJet Enterprise flow MFP M880 series provides full hardware encryption. (Select U.S. Government SKUs include a FIPS 140 validated disk.)²⁷
- **Secure Erase**—The MFP provides built-in capabilities to help securely overwrite data stored on it, allowing sensitive data to be safely removed. HP offers multiple mechanisms to erase stored data, including functionality that conforms to U.S. National Institute of Science and Technology (NIST) Special Publication 800-88.
- **Password protection**—Stored passwords are encrypted to help provide protection of this critical information.

Protect data in transit with these features:

- **Secure Encrypted Print with HP UPD 5.3.1 or later**—For added security, choose end-to-end Secure Encrypted Print. HP UPD is the first fleet driver²⁸ to provide true symmetric AES256 print job encryption and decryption from the client to the page based on a user-defined password using FIPS 140 validated cryptographic libraries from Microsoft.
- **Network protection**—Network-transmitted data can be protected with IPsec, which allows you to encrypt data that travels between the device and digital send destinations (provided you have configured each network resource to use IPsec). Print jobs can also be encrypted using Internet Printing Protocol (IPP) over SSL/TLS.
- **Document security**—Scanned PDFs and emails can be encrypted using built-in FIPS 140 validated cryptographic libraries from Microsoft.
- **Management safeguards**—Device management data that travels over the network between the device and the HP Embedded Web Server, HP Web Jetadmin, and other management tools can also be protected using SNMPv3 and SSL/TLS.

Safeguard your physical documents

HP offers several optional solutions to help keep documents from falling into the wrong hands and help prevent fraud, such as:

- **Pull printing**—Have documents held and released only to the person who printed them. The HP Access Control Pull Printing solution helps protect sensitive data by requiring authentication at the device, and gives users the flexibility of pulling the documents from any device that is enabled with the solution.
- **Embed anti-fraud features**—This is a valuable tool in sensitive documents like prescriptions, birth certificates, or transcripts. Anti-fraud features are embedded before they are routed to the MFP and printed on plain paper by using the optional HP and TROY Secure Document Printing solution.

HP security best practices

Since 2005, HP has published security best practice checklists for networked environments common to enterprises and small to medium businesses. HP recommends that customers incorporate recommended security configurations into their environments.

For more information, go to hp.com/large/ipg/gateway/secure-4-steps.html. For more information on HP security solutions, checklists, and assessment tools, please visit hp.com/go/secureprinting.

Take the worry out of printing

Add security without adding employees. Use optional HP Imaging and Printing Security Center (HP IPSC), the award-winning, policy-based solution that helps you increase security, strengthen compliance, and reduce risk across your imaging and printing fleet.¹⁰

- Streamline the process to help securely deploy and monitor devices by applying a single security policy across the fleet.
- Easily achieve baseline security with the HP Best Practices Base Policy—no security expertise required.
- Help secure new HP devices as soon as they are added to your network with HP Instant-on Security.³⁰ The software automatically configures settings to comply with your corporate security policy.
- Actively maintain and verify compliance with your defined security policies by using HP IPSC automated monitoring and risk-based reporting.

To learn more about HP Imaging and Printing Security Center or to obtain a free 60-day trial, please visit hp.com/go/ipsc.

Device-based security management

For environments where few devices are deployed, IT may choose to manage each device individually via the HP Embedded Web Server management interface, which employs HTTPS for encryption and has access controls. In addition, HP provides security wizards to assist in proper security setup.

Keep a close watch, even from afar

The HP Color LaserJet Enterprise flow MFP M880 series is supported by HP Web Jetadmin.¹¹ This single solution allows you to efficiently manage a wide variety of networked and PC-connected devices, including printers, multifunction products, and scanners. Remotely install, configure, troubleshoot, safeguard, and manage your devices—ultimately increasing business productivity by helping you save time, control costs, protect your assets, and provide a better return on your investment. HP Web Jetadmin enables you to:

- Gain a clear picture of how many and what kinds of devices you have.
- Get visibility into your supplies usage, so you can make smarter purchasing decisions, reduce spending, and even track and allocate printing costs to individual departments or users.
- Simplify, and in many cases, automate routine tasks. For example, you can apply fleet-wide policies to automatically configure new devices with the right printing and security settings when they're added to your network.
- Give your help desk staff the tools they need—such as automatic alerts—to resolve problems quickly, and often proactively, before a call is even received.
- Verify that your devices are up-to-date with the latest firmware and are properly configured (especially important for organizations that need to meet regulatory requirements).
- Use robust tracking and reporting tools to help you make better decisions about how your devices are deployed across your organization, so you can make the most of your IT investments.
- Take advantage of additional options, like the HP Database Connectivity Module which works together with Web Jetadmin to help you establish and achieve environmental goals.



Safeguard your fleet of HP devices with the solution Buyers Laboratory, LLC calls trailblazing—HP Imaging and Printing Security Center²⁹



Rely on “the industry’s first policy-based imaging and printing compliance solution”



HP Web Jetadmin

- Get the ultimate in investment protection with HP Web Jetadmin Premium Support. This expanded service option gives your staff access to HP's dedicated software support engineers, who provide advice, usage recommendations, problem diagnosis, and more.

HP Web Jetadmin can benefit IT-managed print environments of all sizes, from large enterprises managing thousands of devices to small businesses with just a handful. For more information about how you can efficiently manage your entire imaging and printing fleet with HP Web Jetadmin—or to download this free software tool—visit hp.com/go/wja.

Give colour access to those who need it

Use HP Web Jetadmin¹¹ and the HP Universal Print Driver⁷ to assign colour access by user, time of day, or application, or disallow colour output completely until it's needed for special projects. People who truly need to leverage the power of colour—such as your sales team and marketing department—can, while others automatically default to black-and-white output.³¹

Simple one-to-one device management

The HP Color LaserJet Enterprise flow MFP M880 series can also be managed using the HP Embedded Web Server (EWS). Use a web browser to monitor status, configure network parameters, or access device features.



Enjoy peace of mind with legendary HP reliability

Prior to its introduction, a new HP LaserJet device undergoes rigorous HP testing to provide consistent, high-quality output. Tests are performed with a large sample of devices through each step of the design process, to be certain that the device measures up to HP standards. The result is a solid, reliable product that produces consistent, excellent print quality over its entire life.

The MFP includes a standard one-year limited onsite warranty. (Warranty may vary by country as required by law.) Additional warranty and service extension options are available. Go to hp.com/support to learn about HP award-winning service and support options in your region.

HP services—protect your technology investment and stay productive

Enhance your standard warranty with HP Care Pack services. Our range of support services provides you peace of mind at predictable costs—so you can focus on what you care about.

With HP Care Pack services you simply choose the level of support you need—no more, no less. A variety of options are available for the HP Color LaserJet Enterprise flow MFP M880 series.³² For more details, see “Ordering information” on page 26. You can also select the HP Care Pack to best meet your needs at hp.com/go/cpc.

Conserve resources without sacrificing performance

It has never been more important to save energy and resources, and HP technologies can help. HP's Design for the Environment initiative is driving improvements at every stage in the product lifecycle—helping reduce the amount of energy, paper, packaging, and materials used at HP and by our customers.

Conserve power without sacrificing performance

With its intelligent design, this MFP can help you meet your energy goals, without sacrificing performance:

- **ENERGY STAR® qualified and Blue Angel compliant**—HP equipment marked with the ENERGY STAR logo is qualified to the U.S. Environmental Protection Agency's ENERGY STAR specifications for imaging equipment.¹³ Additional ENERGY STAR information is listed at: hp.com/go/energystar. Blue Angel is a German eco-label based on criteria in product design, energy consumption, chemical emissions, noise, recyclable design and take-back programs. Many of HP's most popular printing and imaging products qualify for this eco-label.
- **HP Auto-On/Auto-Off Technology**—Stay productive and conserve resources with intelligence that can turn your MFP on when you need it and off when you don't.¹² You can even set custom times for your MFP to turn on and off, so it's ready when you are.
- **Instant-on Technology and Instant-on Copy**—HP LaserJet products with Instant-on Technology use an innovative, quick-heating fuser system that warms rapidly and cools quickly, helping you conserve energy.²⁰ The MFP's scanner requires no warm-up time.



Auto-On/Off Technology



Automatic 2-sided printing

Save paper and reduce waste

With different HP solutions, you can save paper in a variety of ways:

- Get up to 50% paper savings with built-in automatic two-sided printing.
- HP Web Jetadmin or the HP UPD can help cut the cost of paper consumption by setting automatic two-sided printing as the default for individual devices or entire fleets.^{7,11}
- Improve your printing environmental impact with support for thin media printing. The HP Color LaserJet Enterprise flow MFP M880 series is compatible with office papers as light as 60 g/m².



HP Planet Partners

Reduce your impact—recycle HP cartridges

HP helps you recycle your Original HP cartridges—it's easy and free with the HP Planet Partners program, available in more than 50 countries and territories around the world.³³

- HP offers postage-paid recycling envelopes and labels for most Original HP cartridges. Raw material from recycled cartridges can be used to manufacture new Original HP cartridges. To date, customers have returned more than 500 million cartridges to HP Planet Partners for recycling.
- Many Original HP cartridges have been engineered to use recycled plastic and still meet HP's demanding standards for quality and reliability.
- No Original HP cartridges returned through HP Planet Partners are ever sent to a landfill. Unlike HP Planet Partners, remanufacturing rarely prevents cartridges from ending up in landfills.³³ More than 90% of ink and toner cartridges sold by remanufacturers surveyed will ultimately be thrown away.³⁴ For more information, visit hp.com/recycle.

Technical specifications

	HP Color LaserJet Enterprise flow MFP M880z	HP Color LaserJet Enterprise flow MFP M880z+	HP Color LaserJet Enterprise flow MFP M880z+ NFC/Wireless direct
Product number	A2W75A	A2W76A	D7P71A
Print speed⁵	Black-and-white or colour: Up to 46 ppm, A4 (up to 45 ppm letter); up to 22 ppm, A3/tabloid		
First page out¹⁸	Print: Up to 11 seconds from ready (A4/letter); Copy: Up to 12 seconds from ready		
Print resolution	Up to 1200 x 1200 dpi (best); up to 600 x 600 dpi (normal); Technologies: HP FastRes 1200, HP ProRes 1200, HP ImageREt 4800		
Scanning resolution	Up to 600 dpi		
ADF scan speed			
Single-sided	Up to 70 ppm black-and-white and up to 68 ppm colour		
Two-sided	Up to 85 ipm black-and-white and up to 63 ipm colour		
ADF input capacity	200 sheets		
Control panel/data entry	20.3 cm (8.0-in) colour LCD with touchscreen; rotating (adjustable angle) display; illuminated Home button (for quick return to the Home menu); easy-access USB; pull-out external keyboard		
Features			
Scanning	Flatbed colour scanner, up to 297 x 432 mm (11.7 x 17 in), ADF Two-sided, single-pass scanning, HP EveryPage with ultrasonic double-feed detection		
Advanced imaging	Auto-blank page removal, image preview, auto-colour detection, edge erase, deskew, auto-content-crop, auto-orientation, auto-page-crop, auto-tone		
Digital sending	Send to Email; Save-to-Network Folder; Save-to-USB drive; Send to FTP; Send to LAN Fax; Send to Internet Fax; Send to SharePoint; OCR		
Copying	Auto scale; Reduce/Enlarge from scanner glass (25 to 400%); Collate; Auto colour detection; Two-sided copying; Image adjustments (darkness, background clean-up, sharpness); Job build; staple; image adjustments (darkness, background clean-up, sharpness)		
Faxing	Fax speed: 33.6 kbps; ¹⁶ fax forwarding; receive fax polling; broadcasting to up to 100 locations; Speed dial up to 100 numbers (with optional fax accessory), each with 100 destinations; auto-fax reduction, auto-redialling Fax resolution: standard 200 x 100 dpi, superfine 300 x 300 dpi		
Processor	800 MHz		
Memory⁴	1.5 GB		
Hard disk	HP High-Performance Secure Hard Disk, minimum 320 GB; AES 256 hardware encryption or greater; Secure erase capabilities (Secure File Erase-Temporary Job Files, Secure Erase-Job Data, Secure ATA Erase-Disk)		
Durability ratings			
RMPV (recommended monthly page volume) ¹⁹	5,000 pages to as high as 25,000 pages		
RMSV (recommended monthly scan volume)	26,750 pages to as high as 44,500 pages		
Duty cycle ³⁵	Up to 200,000 pages (A4 and letter)		
Paper			
Input capacity	Paper capacity: up to 2,100 sheets; Tray 1: 100 sheets; Trays 2, 3, 4, and 5: 500 sheets	Paper capacity: up to 4,100 sheets; Tray 1: 100 sheets; Tray 2: 500 sheets; HCI: 3,500 sheets	
Output capacity	500 sheets standard; up to 3,000 sheets (with an optional output device) ⁶		
Two-sided printing	Automatic		

	HP Color LaserJet Enterprise flow MFP M880z	HP Color LaserJet Enterprise flow MFP M880z+	HP Color LaserJet Enterprise flow MFP M880z+ NFC/Wireless direct
Media sizes	Tray 1: A3, A4, A4-R, A5, A6, RA3, RA4, SRA3, SRA4, B4 (JIS), B5 (JIS), B6 (JIS), 8K (270 x 390), 8K (260 x 368), 8K (273 x 394), 16K (195 x 270), 16K (184 x 260), 16K (197 x 273), Postcard (JIS), D postcard (JIS), envelopes (B5, C5, C6, DL); letter, letter-R, legal, executive, statement, 12 x 18, 11 x 17, 8.5 x 13, 4 x 6 index card, 5 x 7 index card, 5 x 8 index card, 3 x 5 index card, envelopes (#9, #10, Monarch); Custom media: 76 x 127 to 320 x 470 mm (3 x 5 to 12 x 18 in) Tray 2: A3, A4, A5, B4, B5, letter, legal, executive, 11 x 17, 8.5 x 13; Custom media sizes: 148 x 210 to 297 x 431.8 mm (5.83 x 8.27 to 11.69 x 17.0 in) ADF: A3, A4, A5, B4, B5 (JIS), B6 (JIS); letter, legal 13 in (officio), legal 14 in, 11 x 17 in		
	Trays 3,4 and 5: A3, A4, A5, B4, B5, letter, legal, executive, 11 x 17, 8.5 x 13; Custom media sizes: 148 x 210 to 297 x 431.8 mm (5.83 x 8.27 to 11.69 x 17.0 in)	HCI: A4, letter	
Media weights	Tray 1: 60 to 220 g/m ² (16 to 58 lb bond) Tray 2: 60 to 199 g/m ² (16 to 53 lb bond) ADF: 45 to 199 g/m ² (12 to 53 lb bond)		
	Trays 3, 4, and 5: 60 to 199 g/m ² (16 to 53 lb bond)	HCI: 60 to 199 g/m ² (16 to 53 lb bond)	
Media types	Paper (bond, colour, letterhead, plain, pre-printed, prepuce, recycled, rough), cardstock, labels, transparencies		
Connectivity	2 Hi-Speed USB 2.0 Host; 1 Hi-Speed USB 2.0 Device; 1 Gigabit Ethernet 10/100/1000T network; 1 Foreign Interface; 1 hardware integration pocket; 2 Internal USB Host		
			Plus: near field communication and wireless direct (installs in hardware integration pocket)
Network capabilities	Via HP Jetdirect Ethernet embedded print server (standard) supports: 10Base-T, 100Base-Tx, 1000Base-T; 802.3az (EEE) support on Fast Ethernet and Gig Links; IPsec (standard); 802.11b/g/n wireless networking. Please note: HP Jetdirect 2800W (J8029A) and HP Jetdirect 2700W (J8026A) accessories cannot be installed at the same time.		
			Plus: near field communication and wireless direct
Languages	HP PCL 6, HP PCL 5e, HP postscript level 3 emulation, native PDF printing (v. 1.4)		
Fonts	105 internal TrueType fonts scalable in HP PCL, 92 internal scalable fonts in HP postscript Level 3 emulation (Euro symbol built-in); 1 internal Unicode Fonts (Andale Mono WorldType); 2 Internal Windows Vista® 8 Fonts (Calibri, Cambria); additional font solutions available via third-party flash memory cards: HP LaserJet Fonts and IPDS Emulation available at hp.com/go/laserjetfonts		
Supported operating systems³⁶	Windows XP SP3 or greater (32-bit and 64-bit), Windows Vista (32-bit and 64-bit), Windows 7 (32-bit and 64-bit), Windows 8 (32-bit and 64-bit), Windows Server 2003 SP2 or greater (32-bit and 64-bit), Windows Server 2008 (32-bit and 64-bit), Windows Server 2008 R2 (64-bit), Windows Server 2012 (64-bit) Mac OS X v10.6, OS X v10.7 Lion, OS X v10.8 Mountain Lion For the latest operating system support see: Air Print (support.apple.com/kb/ht4356), Android, Citrix and Windows Terminal Services (hp.com/go/upd), HP ePrint Software Driver (hp.com/go/eprintsoftware), Linux (hplip.net), Novell (novell.com/iprint), SAP device types (hp.com/go/sap/drivers), SAP Print (hp.com/go/sap/print), UNIX (hp.com/go/unix), UNIX Jetdirect (hp.com/go/jetdirectunix_software)		
Network protocols	IPv4/IPv6: Apple Bonjour compatible, SNMPv1/v2c/v3, HTTP, HTTPS, FTP, TFTP, Port 9100, LPD, IPP, Secure-IPP, WS Discovery, WS Print, IPsec/Firewall IPv6: DHCPv6, MLDv1, ICMPv6 IPv4: Auto-IP, SLP, Telnet, IGMPv2, BOOTP/DHCP, WINS, IP Direct Mode Management security: SNMPv3, SSL/TLS (HTTPS), IPsec/Firewall Port authentication (802.1x EAP-PEAP, EAP-TLS)		
Security	Identity management: Kerberos authentication, LDAP authentication, 1000 user PIN codes, optional HP and 3rd party advanced authentication solutions (e.g., badge readers) Network: IPsec/firewall with Certificate, Pre-Shared Key, and Kerberos authentication, Supports WJA-10 IPsec configuration Plug-in, 802.1X authentication (EAP-PEAP, EAP-TLS), SNMPv3, HTTPS, Certificates, Access Control List Data: Storage Encryption, Encrypted PDF and Email (uses FIPS 140 validated cryptographic libraries from Microsoft), Secure Erase, SSL/TLS (HTTPS), Encrypted Credentials Device: Security lock slot, USB port disablement, hardware integration pocket for security solutions Security management: Compatible with HP Imaging and Printing Security Center		

	HP Color LaserJet Enterprise flow MFP M880z	HP Color LaserJet Enterprise flow MFP M880z+	HP Color LaserJet Enterprise flow MFP M880z+ NFC/Wireless direct
System requirements, Windows	Microsoft Windows 8, Windows Vista, Windows 7 SP1+, Windows Server 2003 (SP1+), Windows Server 2008, Windows Server 2008 R2 (64 bit), Windows Server 2012 (64-bit), Windows XP (SP2+); CD-ROM or DVD drive, or Internet connection; Dedicated universal serial bus (USB 1.1 or 2.0), or network connection; 200 MB available hard disk space; for operating system compatible hardware system requirements, visit microsoft.com		
System requirements, Macintosh	Mac OS X v10.6, OS X 10.7 Lion, OS X 10.8 Mountain Lion; CD-ROM/DVD-ROM or Internet connection; Dedicated universal serial bus (USB 1.1 or 2.0) or Network connection; 1 GB of available hard-disk space; for operating system compatible hardware system requirements, visit apple.com		
Dimensions (width x depth x height)	Minimum: 704 x 635 x 1199 mm (27.7 x 25 x 47.2 in) Maximum: 1000 x 800 x 1199 mm (39.4 x 31.5 x 47.2 in)		
Weight (with print cartridge)³⁷	150.6 kg (332 lb)	152.9 kg (337 lb)	
What's in the box	HP Color LaserJet flow MFP M880, Black, Cyan, Magenta, and Yellow HP Color LaserJet Drums, HP Black LaserJet Toner Cartridge (29,500 yield) ²² , Cyan, Magenta, and Yellow HP Color LaserJet Toner Cartridges (32,000 yield) ²² , CD with software drivers and documentation, Documentation (Hardware Install Guide), Power cord, HP Jetdirect Gigabit Ethernet Print Server (embedded), 100-sheet multipurpose tray 1, 500-sheet input tray 2, Automatic duplexer (built-in), Encrypted Hard Drive, Fax, Fax cable		
	Adds: 3 x 500-sheet paper input with cabinet	Adds: 3,500-sheet high capacity paper input with cabinet	Adds: 3,500-sheet high capacity paper input with cabinet; NFC/wireless direct print kit
Warranty	One-year, onsite limited warranty; Monday-Friday business hours (8 am-5 pm) phone support		

Environmental and power specifications

	HP Color LaserJet Enterprise flow MFP M880z	HP Color LaserJet Enterprise flow MFP M880z+	HP Color LaserJet Enterprise flow MFP M880z+ NFC/Wireless direct
Environmental ranges			
Temperatures	Operating: 15 to 30° C (59 to 86° F); Storage: 0 to 40°C (32 to 104° F); Recommended: 15 to 30° C (59 to 86° F)		
Relative humidity range	Operating: 10 to 80% RH; Non-operating: 10 to 90% RH; Recommended: 10 to 80% RH		
Acoustic power emissions³⁸			
	Ready mode: 5.0 B(A); Active printing: 7.0 B(A); Active copy: 7.2 B(A)		
Acoustic pressure emissions (bystander)			
	Ready mode: 33 dB(A); Active printing: 54 dB(A); Active copy: 55 dB(A)		
Power specifications³⁹			
	ENERGY STAR® qualified and Blue Angel compliant		
Power supply required	U. S., Canada, Mexico, Japan, Taiwan: Input voltage: 110 to 127 VAC (+/- 10%), 60 Hz (+/- 2 Hz), 10.5 A Rest of the world: Input voltage: 220 to 240 VAC (+/- 10%), 50 Hz (+/- 2 Hz), 5.5 A		
Power consumption	1100 watts (printing), 1100 watts (copying), 80 watts (ready), 8.0 watts (sleep), 1.2 watts (auto off), 0.4 watts (off)		
Typical Electricity Consumption (TEC)	6.319 kWh/week		
Energy-saving features	HP Auto-On/Auto-Off technology, ¹² Instant-on Technology		
Safety and regulatory compliance			
	IEC 60950-1:2005 +A1; EN60950-1: 2006 +A11:2009 +A1:2010 +A12:2011; IEC 60825-1:2007 (Class 1 Laser/Led Product); EN 60825-1:2007 (Class 1 Laser/LED Product); UL/cUL Listed (USA/Canada); GS Certificate (Germany, Europe); IEC 62479:2010; EN 62479:2010; Low Voltage Directive 2006/95/EC with CE Marking (Europe); other safety approvals as required by individual countries		
Electromagnetic emission standard			
	CISPR 22: 2008/EN 55022: 2010 Class A, EN 61000-3-2: 2006 +A1:2009 +A2:2009, EN 61000-3-3:2008, EN 55024: 1998+A1+A2, FCC Title 47 CFR, Part 15 Class A (USA), ICES-003, Issue 4, (Canada), GB9254-2008, GB17625.1-2003, EMC Directive 2004/108/EC with CE Marking (Europe), other EMC approvals as required by individual countries		
Telecom Compliance Certification			
	Fax Telecom: ES 203 021; R&TTE Directive 1999/5/EC (Annex II) with CE Marking (Europe); FCC Part 68; Industry Canada CS03; NOM-151-SCTI-1999 (Mexico); PTC-200 (New Zealand); other Telecom approvals as required by individual countries		

Ordering information

Use accessories and supplies specifically designed for the MFP to help provide efficient performance. To order the accessories and supplies listed here, go to hp.com. If you don't have access to the Internet, contact your qualified HP dealer, or call HP (U.S.) at (800) 282-6672.

MFP	HP Color LaserJet Enterprise flow MFP M880z	A2W75A
	HP Color LaserJet Enterprise flow MFP M880z+	A2W76A
	HP Color LaserJet Enterprise flow MFP M880z+ NFC/Wireless Direct	D7P71A
Supplies	HP 827A Black LaserJet Toner Cartridge (29,500 pages) ²²	CF300A
	HP 827A Cyan LaserJet Toner Cartridge (32,000 pages) ²²	CF301A
	HP 827A Yellow LaserJet Toner Cartridge (32,000 pages) ²²	CF302A
	HP 827A Magenta LaserJet Toner Cartridge (32,000 pages) ²²	CF303A
	HP 828A Black LaserJet Imaging Drum (30,000 pages) ⁴⁰	CF358A
	HP 828A Cyan LaserJet Imaging Drum (30,000 pages) ⁴⁰	CF359A
	HP 828A Yellow LaserJet Imaging Drum (30,000 pages) ⁴⁰	CF364A
	HP 828A Magenta LaserJet Imaging Drum (30,000 pages) ⁴⁰	CF365A
Accessories	HP LaserJet Stapler/Stacker	A2W80A
	HP LaserJet Stapler/Stacker with 2/4 hole punch	A2W82A
	HP LaserJet Booklet Maker/Finisher	A2W83A
	HP LaserJet Booklet Maker with 2/4 hole punch	CZ999A
	HP Stapler Cartridge Refill—for Stapler/Stacker	C8091A
	HP 2-pack 2000-staple Cartridge—for booklet maker	CC383A
	HP LaserJet 110v Maintenance/Fuser Kit (100,000 yield)	C1N54A
	HP LaserJet 220v Maintenance/Fuser Kit (100,000 yield)	C1N58A
	HP Jetdirect 2700w USB Wireless Print Server	J8026A
	HP ADF Roller Replacement Kit (100,000 yield)	C1P70A
	HP Jetdirect 2800w NFC/Wireless Direct Accessory	J8029A
HP Care Pack Services³² Select the right HP Care Pack Service for your MFP at hp.com/go/cpc	3 year Next Business Day + Defective Media Retention Color LaserJet M880 MFP Hardware Support	U8D23E
	4 year Next Business Day + Defective Media Retention Color LaserJet M880 MFP Hardware Support	U8D24E
	5 year Next Business Day + Defective Media Retention Color LaserJet M880 MFP Hardware Support	U8D25E
	3 year 4 hour 9x5 Color LaserJet M880 MFP Hardware Support	U8D17E
	1 year Post Warranty Next Business Day + Defective Media Retention Color LaserJet M880 MFP Hardware Support	U8D42PE
	2 year Post Warranty Next Business Day Color LaserJet M880 MFP Hardware Support	U8D39PE
	1 year Post Warranty 4 hour 9x5 Color LaserJet M880 MFP Support	U8D40PE
Paper	Europe: hp.com/go/learnaboutequipment	
Solutions	HP Web Jetadmin: hp.com/go/wja	
	HP Universal Print Driver: hp.com/go/upd	
	HP Imaging and Printing Security Center: hp.com/go/ipsc	
	HP LaserJet Fonts, Barcodes, and IPDS Emulation available at hp.com/go/laserjetfonts	
	To learn more about available infrastructure, management, and workflow solutions, visit hp.com/go/qsc	

Contact information

Hewlett-Packard Company

3000 Hanover Street
Palo Alto, CA 94304-1185
Phone: (650) 857-1501
Fax: (650) 857-5518
Web address: hp.com

Contact HP by country:

welcome.hp.com/country/us/en/wwwcontact_us

Notes

- ¹ Wireless direct printing is standard in the HP Color LaserJet Enterprise flow MFP M880z+ D7P71A model, and may be added as an option to the HP Color LaserJet Enterprise M880z+ A2W76A and M880z A2W75A. Mobile device may require an app or driver. Wireless performance is dependent on physical environment and distance from the printer. For details, see hp.com/go/wirelessprinting.
- ² Touch-to-print capability is standard in the HP Color LaserJet Enterprise flow MFP M880z+ D7P71A model, and may be added as an option to the HP Color LaserJet Enterprise M880z+ A2W76A and M880z A2W75A. Mobile device must support near field communications-enabled printing. For a list of supported devices, see hp.com/go/businessmobileprinting.
- ³ Solutions deployed through the hardware integration pocket may require additional purchase.
- ⁴ Memory is not expandable.
- ⁵ Measured using ISO/IEC 24734, excludes first set of test documents. For more information see hp.com/go/printerclaims. Exact speed varies depending on the system configuration, software application, driver, and document complexity.
- ⁶ Paper-handling options must be purchased separately.
- ⁷ The HP Universal Print Driver is free and available for download at hp.com/go/upd.
- ⁸ Requires an Internet connection to an HP web-enabled printer and HP ePrint account registration (for a list of eligible printers, supported documents and image types, and other HP ePrint details, see hp.com/go/connected.com). Mobile devices require Internet connection and email capability. May require wireless access point. Separately purchased data plans or usage fees may apply. Print times and connection speeds may vary. Some HP LaserJet printers may require firmware upgrades.
- ⁹ Supports OS X® Lion, OS X Mountain Lion, and the following devices running iOS 4.2 or later: iPad® (all models), iPhone® (3GS or later), and iPod touch® (third generation or later). Works with HP's AirPrint-enabled printers and requires the printer be connected to the same network as your OS X or iOS device. Wireless performance is dependent on physical environment and distance from the access point. OS X, iPad, iPhone, and iPod touch are trademarks of Apple® Inc., registered in the United States and other countries. AirPrint™ and the AirPrint logo are trademarks of Apple Inc.
- ¹⁰ HP Imaging and Printing Security Center must be purchased separately.
- ¹¹ HP Web Jetadmin is free and available for download at hp.com/go/webjetadmin.
- ¹² HP Auto-On and Auto-Off Technology subject to printer and settings.
- ¹³ ENERGY STAR® is a registered mark owned by the U.S. government.
- ¹⁴ Embedded OCR on the HP LaserJet Enterprise flow MFP M880z is intended for occasional use. For high-volume OCR usage, consider optional server-based Digital Sending Software (DSS).
- ¹⁵ HP Digital Sending Software is optional and must be purchased separately.
- ¹⁶ Based on standard ITU-T test image #1 at standard resolution. More complicated pages or higher resolution will take longer and use more memory.
- ¹⁷ For network-connected devices only.
- ¹⁸ Exact speed for first page out varies depending on the system configuration, software application, driver, and document complexity.
- ¹⁹ HP recommends that the number of printed pages per month be within the stated range for optimum device performance, based on factors including supplies replacement intervals and device life over an extended warranty period.
- ²⁰ Compared with products using traditional fusing.
- ²¹ Using genuine HP supplies ensures availability of all HP printing features.
- ²² Average declared yields based on ISO/IEC 19798 and continuous printing. Actual yields vary considerably based on images printed and other factors. For details see hp.com/go/learnaboutsupplies.
- ²³ Please note that while your mobile device is directly connected to the printer, access to content that requires Internet support (such as web pages or documents stored in the cloud) may not be supported while in HP wireless direct mode.
- ²⁴ HP Jetdirect 2800w is supported by most HP LaserJet Enterprise devices with FutureSmart firmware. The HP LaserJet Enterprise M4555 MFP series, HP Color LaserJet Enterprise CM4540 MFP series, and HP Color LaserJet Enterprise CP5550 Printer series do not support the HP Jetdirect 2800w, but do support the HP 1200w Mobile Print Accessory. HP 1200w Mobile Print Accessory works with HP Officejet Mobile 100/150 printers and HP LaserJet printers and multifunction products (MFPs) introduced in 2008 or later that are equipped with a USB port.
- ²⁵ Encrypted printing requires use of HP Universal Print Driver 5.3.1 Secure Encrypted Print feature.
- ²⁶ At time of introduction, devices are in CCC evaluation process and certification will be complete at a future date.
- ²⁷ Available with HP Color LaserJet Enterprise flow MFP M880z A2W75A #201 #AAZ FIPS 140 HDD.
- ²⁸ Based on the manufacturers' published product specifications.
- ²⁹ Buyers Laboratory LLC Outstanding Achievement in Security Solutions award, Winter 2013. For details, see hp.com/large/ipg/gateway/security_center.
- ³⁰ HP Instant-on Security is part of HP Imaging and Printing Security Center, which must be purchased separately.
- ³¹ Color access control capabilities vary from device to device.
- ³² Service levels and response times for HP Care Pack Services may vary depending on your geographic location. Service starts on date of hardware purchase. Restrictions and limitations apply. For details, visit hp.com/go/cpc.
- ³³ Program availability varies. Original HP cartridge return and recycling is currently available in more than 50 countries, territories, and regions in Asia, Europe, and North and South America through the HP Planet Partners program. For more information, visit hp.com/recycle.
- ³⁴ InfoTrends, 2011 Western Europe Supplies Recycling study. Study commissioned by HP. Results based on interviews with 12 remanufacturers and brokers. For details, see hp.com/go/suppliesstudy-emea.
- ³⁵ Duty cycle is defined as the maximum number of pages per month of imaged output. This value provides a comparison of product robustness in relation to other HP LaserJet or HP Color LaserJet devices, and enables appropriate deployment of printers and MFPs to satisfy the demands of connected individuals or groups.
- ³⁶ Windows Installer has the same Operating System support as the printer driver except the following: Windows XP® SP3+ (32-bit only), Windows® Server 2003 SP2+ (32-bit only), Windows Vista® Starter not supported in Driver nor Installer. HP Software Installer CD for Windows - The HP PCL 6 discrete driver and .NET 3.5 SP1 are installed for Windows operating systems along with other optional software. .NET 4.0 is included in Windows 8 / Server 2012. HP Software for Mac is no longer included on the CD, but can be downloaded from hp.com. The Mac driver and Mac Utility are installed for Mac operating systems.
- ³⁷ Weight varies with output devices.
- ³⁸ Acoustic values are subject to change. For current information see hp.com/support.
- ³⁹ Power requirements are based on the country/region where the printer is sold. Do not convert operating voltages. This will damage the printer and void the product warranty.
- ⁴⁰ Actual yields vary considerably based on images printed and other factors. For more information, visit hp.com/go/learnaboutsupplies.

Sign up for updates

hp.com/go/getupdated



Share with colleagues



Rate this document

© Copyright 2014-2015 Hewlett-Packard Development Company, L.P. The information contained herein is subject to change without notice. The only warranties for HP products and services are set forth in the express warranty statements accompanying such products and services. Nothing herein should be construed as constituting an additional warranty. HP shall not be liable for technical or editorial errors or omissions contained herein.

AirPrint and the AirPrint Logo are trademarks of Apple® Inc. iPad, iPhone, and iPod touch are trademarks of Apple Inc., registered in the U.S. and other countries. ENERGY STAR® and the ENERGY STAR® mark are registered U.S. marks. Microsoft, SharePoint, Windows, Windows XP, and Windows Vista are U.S. registered trademarks of Microsoft Corporation. Pantone is the property of Pantone, Inc. Pentium® is a trademark of Intel Corporation in the U.S. and other countries.

