

Unsourced Multiple Access (UMAC): IT & Coding

J.-F. Chamberland, K. Narayanan, and Y. Polyanskiy

ISIT, Melbourne, Australia, 2021



- ① (YP) Why rethink MAC today?
- ② (YP) Review of classical results on MAC
- ③ (YP) **New UMAC model. IT bounds**
- ④ (KN) Why standard solutions do not work for UMAC
- ⑤ (JFC) **UMAC codes from Compressed Sensing**
- ⑥ (KN) **UMAC codes from MAC codes**

What's hot in Communication?

Machine Learning for COMM

Machine Learning for COMM

<https://rfchallenge.mit.edu>

rfchallenge.mit.edu

RFChallenge at MIT

Motivation Challenges Datasets Submission Leaderboard Contact

One of the primary driving forces in the rapidly evolving research areas of Machine Learning (ML) and Artificial Intelligence (AI) is Challenges such as [MNIST](#), [ImageNet](#), [VAST](#) and [HPC Challenge](#).

While groundbreaking results have been achieved in the past decade for natural signals (such as image and audio), abilities such as detection, identification and geolocation of *radiofrequency (RF) signals* received relatively less treatment.

The *RFChallenge at MIT*—one of the fruits of the [USAF-MIT AI ACCELERATOR](#)—aims to encourage the RF community in developing new AI inspired algorithms, and stimulate research which incorporates contemporary notions and novel ML techniques, leading to enhanced spectral awareness and interference rejection capabilities.

Single-Channel RF Challenge

Multi-Channel Signal Separation Challenge

Cyber-RF Anomaly Detector Challenge

Internet-of-Things: Machine-Type Communication



- 5G and 6G: largely bet on new application domains
- Machine-type communication (MTC): main driver of unit sales
- MTC's requirements:
 - ▶ huge # of devices
 - ▶ grant-free access
 - ▶ uncoordinated transmissions

Internet-of-Things: Machine-Type Communication



- 5G and 6G: largely bet on new application domains
- Machine-type communication (MTC): main driver of unit sales
- MTC's requirements:
 - ▶ huge # of devices
 - ▶ grant-free access
 - ▶ uncoordinated transmissions
 - ▶ chief: energy efficiency

Internet-of-Things: Machine-Type Communication



- 5G and 6G: largely bet on new application domains
- Machine-type communication (MTC): main driver of unit sales
- MTC's requirements:
 - ▶ huge # of devices
 - ▶ grant-free access
 - ▶ uncoordinated transmissions
 - ▶ chief: energy efficiency
- wireless sensor networks were expected to “change the world” every year since ≈ 1990 . What's different now?

Internet-of-Things: Machine-Type Communication



- 5G and 6G: largely bet on new application domains
- Machine-type communication (MTC): main driver of unit sales
- MTC's requirements:
 - ▶ huge # of devices
 - ▶ grant-free access
 - ▶ uncoordinated transmissions
 - ▶ chief: energy efficiency
- wireless sensor networks were expected to “change the world” every year since ≈ 1990 . What's different now? **Consumer interest**

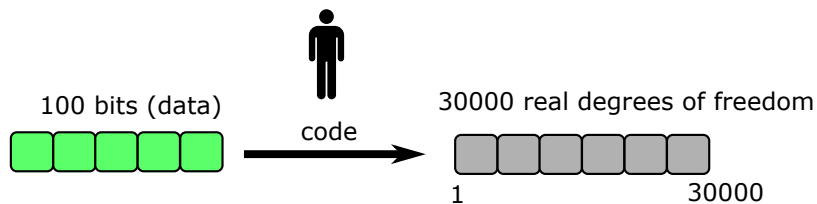
2021: multiple commercial LPWANs



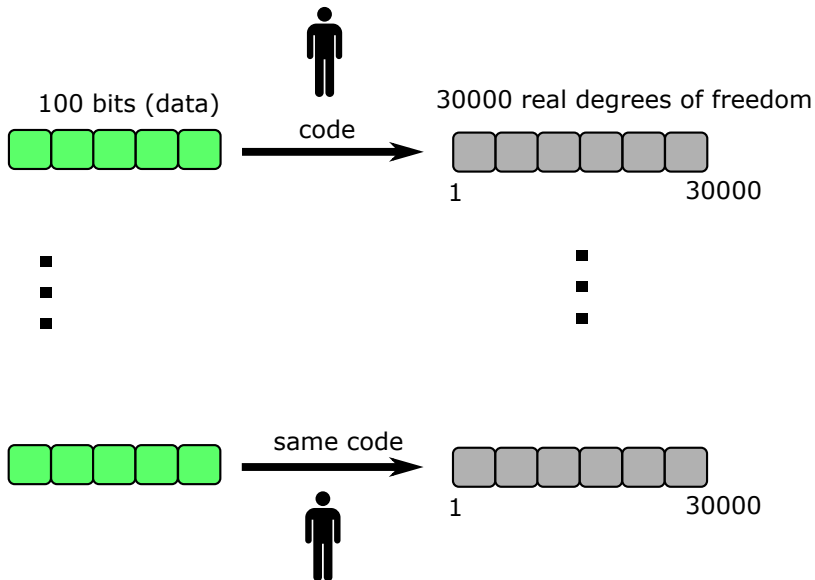


Why they need us? Amazon alone has $> 10^8$ devices already. These networks operate in congested ISM bands (900 MHz and 2.4 GHz). Will start choking on interference soon. Unless we do some coding.

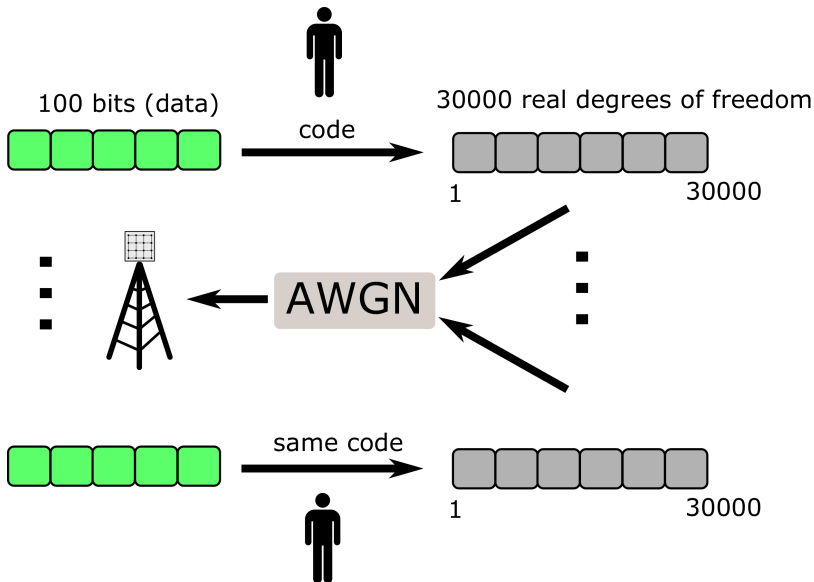
Preview: what this talk is about?



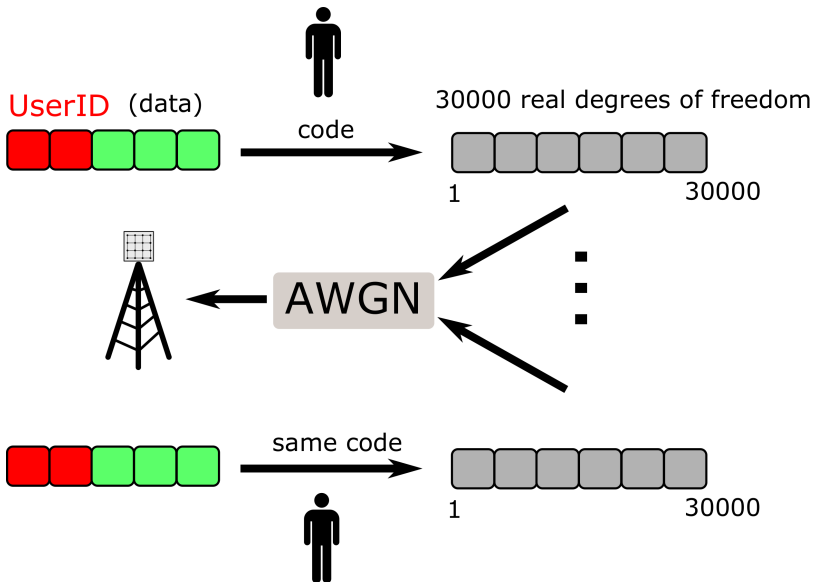
Preview: what this talk is about?



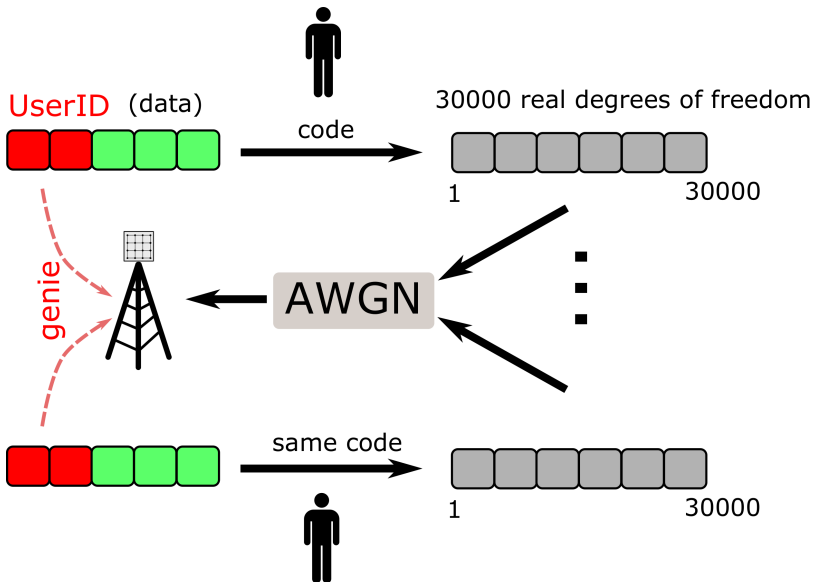
Preview: what this talk is about?

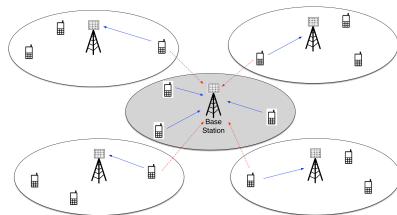


Random-Access (UMAC) vs Classical MAC



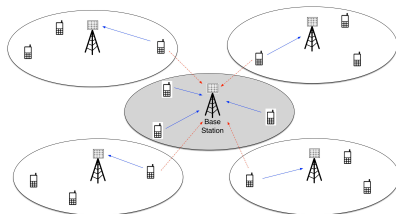
Random-Access (UMAC) vs Classical MAC





- **Classical story:**

- ▶ Moving k bits costs energy $E_b \times k$
- ▶ Want to move bits faster (higher spectral efficiency ρ)? **You pay more**
- ▶ Fundamentally minimal $E_b = N_0 \frac{2^\rho - 1}{\rho}$
- ▶ **MAC:** Same tradeoff if there are $K > 1$ users
- ▶ **... and orthogonalizing access is optimal**



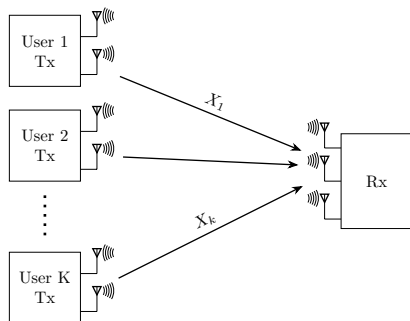
- **Classical story:**

- ▶ Moving k bits costs energy $E_b \times k$
- ▶ Want to move bits faster (higher spectral efficiency ρ)? **You pay more**
- ▶ Fundamentally minimal $E_b = N_0 \frac{2^\rho - 1}{\rho}$
- ▶ **MAC:** Same tradeoff if there are $K > 1$ users
- ▶ **... and orthogonalizing access is optimal**

- **New story (UMAC):**

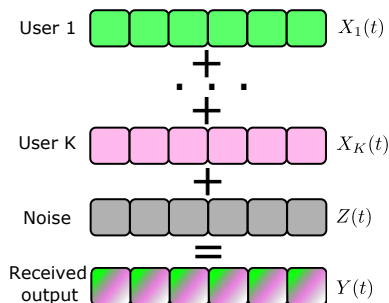
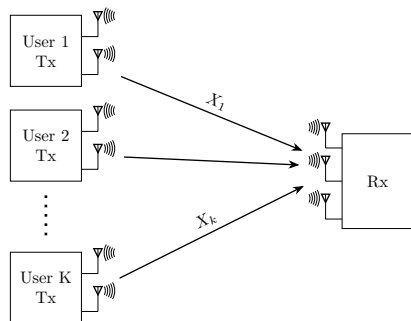
- ▶ with $K \gg 1$ of very low-rate users, tradeoff changes (**new problem**)
- ▶ **Math:** first-order phase transition
- ▶ **Engineering:** orthogonalization/TIN don't work bad
- ▶ **Business: free lunch** – adding more users costs nothing (no increase in space-time-frequency resources or energy)

Classical multiple-access IT



$$Y(t) = X_1(t) + \cdots + X_K(t) + Z(t)$$

Gaussian MAC



$$Y(t) = X_1(t) + \cdots + X_K(t) + Z(t)$$

- Users send coded waveforms $X_j(t)$
- Additive Gaussian noise $Z(t)$
- Base station's job: **estimate** X_j from the knowledge of $Y(t)$

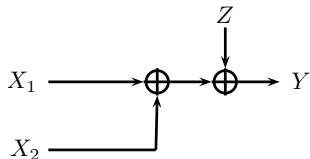
Tech note: synchronized block coding

2-user Gaussian MAC

$$Y = X_1 + X_2 + Z$$

$$Z \stackrel{iid}{\sim} \mathcal{N}(0, 1)$$

$$\mathbb{E}[(X_1)^2] \leq P_1, \mathbb{E}[(X_2)^2] \leq P_2$$



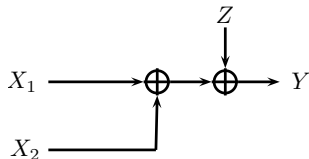
2-user Gaussian MAC

$$Y = X_1 + X_2 + Z$$

$$Z \stackrel{iid}{\sim} \mathcal{N}(0, 1)$$

$$\mathbb{E}[(X_1)^2] \leq P_1, \mathbb{E}[(X_2)^2] \leq P_2$$

- Evaluating capacity region:



$$R_1 + R_2 \leq I(X_1, X_2; Y) \leq \frac{1}{2} \log(1 + P_1 + P_2)$$

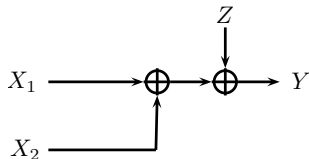
$$R_i \leq I(X_i; Y | X_{\hat{i}}) = I(X_i; X_i + Z) \leq \frac{1}{2} \log(1 + P_i)$$

2-user Gaussian MAC

$$Y = X_1 + X_2 + Z$$

$$Z \stackrel{iid}{\sim} \mathcal{N}(0, 1)$$

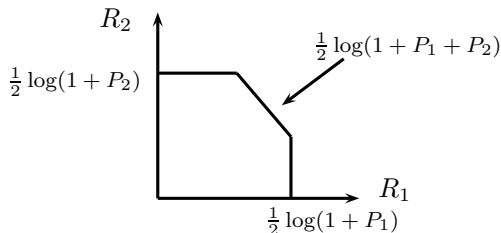
$$\mathbb{E}[(X_1)^2] \leq P_1, \mathbb{E}[(X_2)^2] \leq P_2$$



- Evaluating capacity region:

$$R_1 + R_2 \leq I(X_1, X_2; Y) \leq \frac{1}{2} \log(1 + P_1 + P_2)$$

$$R_i \leq I(X_i; Y | X_{\hat{i}}) = I(X_i; X_i + Z) \leq \frac{1}{2} \log(1 + P_i)$$

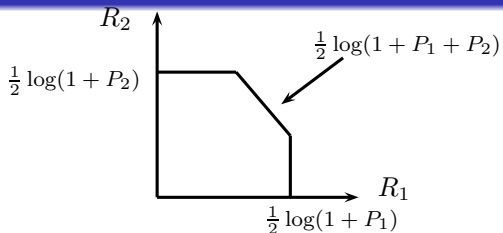


2-GMAC rates for FDMA

$$Y = X_1 + X_2 + Z$$

$$Z \stackrel{iid}{\sim} \mathcal{N}(0, 1)$$

$$\mathbb{E}[(X_1)^2] \leq P_1, \mathbb{E}[(X_2)^2] \leq P_2$$



- Here is a FDMA:

- ▶ Use **Fourier** transform to change n =time to n =frequency.

- ▶ Partition block: $n = \lambda n + (1 - \lambda)n$

- ▶ User 1 sends in λn : $R_1 = \frac{\lambda}{2} \log(1 + \frac{P_1}{\lambda})$

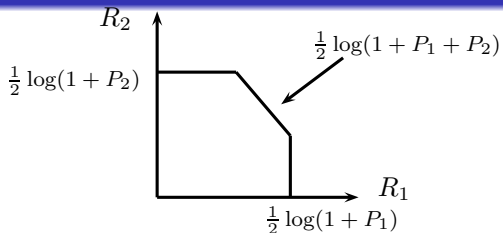
- ▶ User 2 sends in $\bar{\lambda} n$: $R_2 = \frac{\bar{\lambda}}{2} \log(1 + \frac{P_2}{\bar{\lambda}})$

2-GMAC rates for FDMA

$$Y = X_1 + X_2 + Z$$

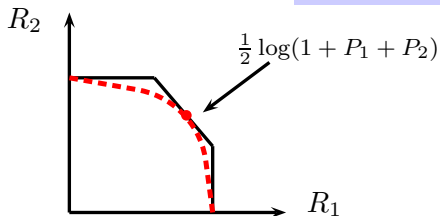
$$Z \stackrel{iid}{\sim} \mathcal{N}(0, 1)$$

$$\mathbb{E}[(X_1)^2] \leq P_1, \mathbb{E}[(X_2)^2] \leq P_2$$



- Here is a FDMA:

- ▶ Use **Fourier** transform to change n =time to n =frequency.
- ▶ Partition block: $n = \lambda n + (1 - \lambda)n$
- ▶ User 1 sends in λn : $R_1 = \frac{\lambda}{2} \log(1 + \frac{P_1}{\lambda})$
- ▶ User 2 sends in $\bar{\lambda} n$: $R_2 = \frac{\bar{\lambda}}{2} \log(1 + \frac{P_2}{\bar{\lambda}})$

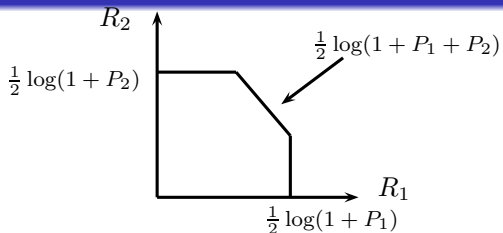


2-GMAC rates for FDMA

$$Y = X_1 + X_2 + Z$$

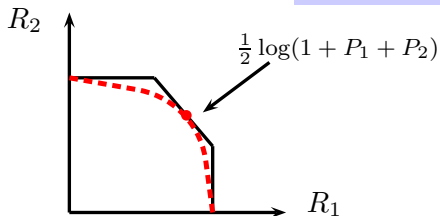
$$Z \stackrel{iid}{\sim} \mathcal{N}(0, 1)$$

$$\mathbb{E}[(X_1)^2] \leq P_1, \mathbb{E}[(X_2)^2] \leq P_2$$



- Here is a FDMA:

- ▶ Use **Fourier** transform to change n =time to n =frequency.
- ▶ Partition block: $n = \lambda n + (1 - \lambda)n$
- ▶ User 1 sends in λn : $R_1 = \frac{\lambda}{2} \log(1 + \frac{P_1}{\lambda})$
- ▶ User 2 sends in $\bar{\lambda} n$: $R_2 = \frac{\bar{\lambda}}{2} \log(1 + \frac{P_2}{\bar{\lambda}})$



$$\lambda^* = \frac{P_1}{P_1 + P_2}$$

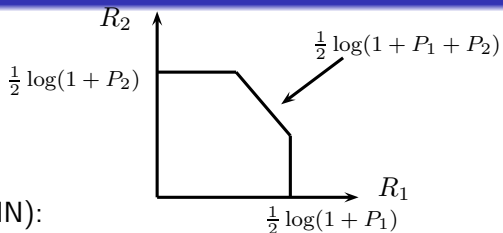
achieves **optimal**
sumrate

2-GMAC rates for TIN

$$Y = X_1 + X_2 + Z$$

$$Z \stackrel{iid}{\sim} \mathcal{N}(0, 1)$$

$$\mathbb{E}[(X_1)^2] \leq P_1, \mathbb{E}[(X_2)^2] \leq P_2$$



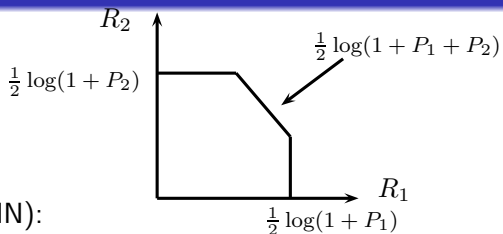
- Treat-interference-as-noise (TIN):
 - ▶ Each user treats the other as noise (**single-user decoders**)
 - ▶ Random coding ensures noise is Gaussian.
 - ▶ Rates: $R_1 = \frac{1}{2} \log(1 + \frac{P_1}{1+P_2})$, $R_2 = \frac{1}{2} \log(1 + \frac{P_2}{1+P_1})$

2-GMAC rates for TIN

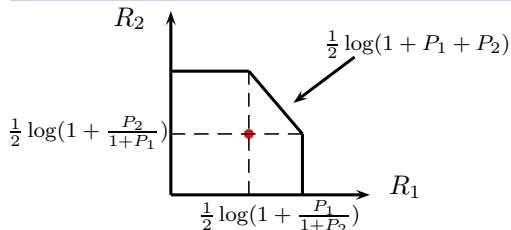
$$Y = X_1 + X_2 + Z$$

$$Z \stackrel{iid}{\sim} \mathcal{N}(0, 1)$$

$$\mathbb{E}[(X_1)^2] \leq P_1, \mathbb{E}[(X_2)^2] \leq P_2$$



- Treat-interference-as-noise (TIN):
 - ▶ Each user treats the other as noise (**single-user decoders**)
 - ▶ Random coding ensures noise is Gaussian.
 - ▶ Rates: $R_1 = \frac{1}{2} \log(1 + \frac{P_1}{1+P_2})$, $R_2 = \frac{1}{2} \log(1 + \frac{P_2}{1+P_1})$



- TIN point can be inside/outside TDMA.

Spectral efficiency vs. $\frac{E_b}{N_0}$

- Spectral efficiency and energy-per-bit:

$$\rho \triangleq \frac{\text{total \# of data bits}}{\text{total real d.o.f.}}$$
$$\frac{E_b}{N_0} \triangleq \frac{\text{total energy spent}}{2 \times \text{total \# bits}} = \frac{nKP}{2nC_{sum}}$$

- Consider K equal-power users:

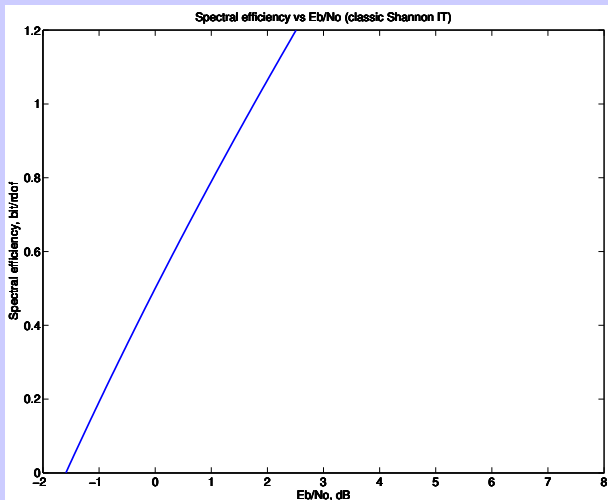
$$\rho = \frac{1}{2} \log(1 + KP), \quad \frac{E_b}{N_0} = \frac{KP}{\log(1 + KP)}$$

- regardless of K : (and any sumrate-optimal arch)

$$\frac{E_b}{N_0} = \frac{2^{2\rho} - 1}{2\rho} \geq -1.59 \text{ dB}$$

Spectral efficiency vs. $\frac{E_b}{N_0}$

- Spectral efficiency and energy per bit:



- Cons

- rega

Spectral efficiency vs. $\frac{E_b}{N_0}$

- Spectral efficiency and energy-per-bit:

$$\rho \triangleq \frac{\text{total \# of data bits}}{\text{total real d.o.f.}}$$
$$\frac{E_b}{N_0} \triangleq \frac{\text{total energy spent}}{2 \times \text{total \# bits}} = \frac{nKP}{2nC_{sum}}$$

- Consider K equal-power users:

$$\rho = \frac{1}{2} \log(1 + KP), \quad \frac{E_b}{N_0} = \frac{KP}{\log(1 + KP)}$$

- regardless of K : (and any sumrate-optimal arch)

$$\frac{E_b}{N_0} = \frac{2^{2\rho} - 1}{2\rho} \geq -1.59 \text{ dB}$$

- Compare to TIN: $\rho = \frac{K}{2} \log_2\left(1 + \frac{P}{1+(K-1)P}\right) \xrightarrow{K \rightarrow \infty} \frac{1}{2 \ln 2} \frac{P_{tot}}{1+P_{tot}}$

Spectral efficiency vs. $\frac{E_b}{N_0}$

- Spectral efficiency and energy-per-bit:

$$\rho \triangleq \frac{\text{total \# of data bits}}{\text{total real d.o.f.}}$$
$$\frac{E_b}{N_0} \triangleq \frac{\text{total energy spent}}{2 \times \text{total \# bits}} = \frac{nKP}{2nC_{sum}}$$

- Consider K equal-power users:

$$\rho = \frac{1}{2} \log(1 + KP), \quad \frac{E_b}{N_0} = \frac{KP}{\log(1 + KP)}$$

- regardless of K : (and any sumrate-optimal arch)

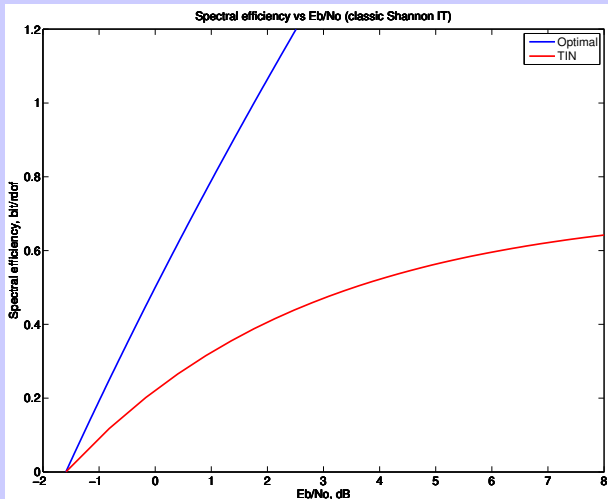
$$\frac{E_b}{N_0} = \frac{2^{2\rho} - 1}{2\rho} \geq -1.59 \text{ dB}$$

- Compare to TIN: $\rho = \frac{K}{2} \log_2\left(1 + \frac{P}{1+(K-1)P}\right) \xrightarrow{K \rightarrow \infty} \frac{1}{2 \ln 2} \frac{P_{tot}}{1+P_{tot}}$

$$\rho = \frac{1}{2 \ln 2} \frac{P_{tot}}{1 + P_{tot}}, \quad \frac{E_b}{N_0} = (1 + P_{tot}) \ln 2$$

Spectral efficiency vs. $\frac{E_b}{N_0}$

- Spectral efficiency and energy-per-bit:



- Cons

- rega

- Com

Spectral efficiency vs. $\frac{E_b}{N_0}$

- Spectral efficiency and energy-per-bit:

$$\rho \triangleq \frac{\text{total \# of data bits}}{\text{total real d.o.f.}}$$
$$\frac{E_b}{N_0} \triangleq \frac{\text{total energy spent}}{2 \times \text{total \# bits}} = \frac{nKP}{2nC_{sum}}$$

- Consider K equal-power users:

$$\rho = \frac{1}{2} \log(1 + KP), \quad \frac{E_b}{N_0} = \frac{KP}{\log(1 + KP)}$$

- regardless of K : (and any sumrate-optimal arch)

$$\frac{E_b}{N_0} = \frac{2^{2\rho} - 1}{2\rho} \geq -1.59 \text{ dB}$$

- Compare to TIN: $\rho = \frac{K}{2} \log_2\left(1 + \frac{P}{1+(K-1)P}\right) \xrightarrow{K \rightarrow \infty} \frac{1}{2 \ln 2} \frac{P_{tot}}{1+P_{tot}}$

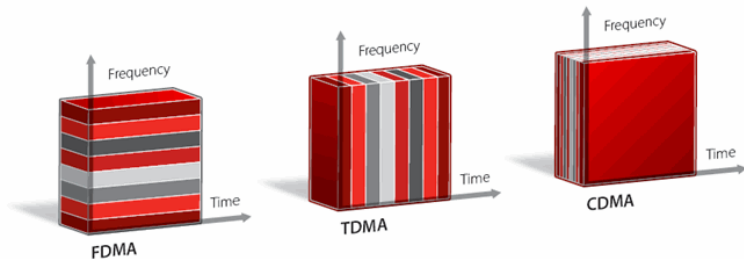
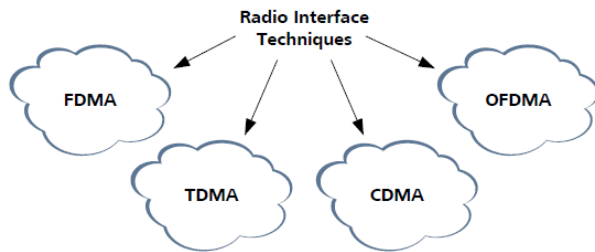
$$\rho = \frac{1}{2 \ln 2} \frac{P_{tot}}{1 + P_{tot}}, \quad \frac{E_b}{N_0} = (1 + P_{tot}) \ln 2$$

- For TIN: $\rho \leq \frac{1}{2 \ln 2} = 0.72$ bit/r dof, E_b/N_0 optimal for low sp. eff.

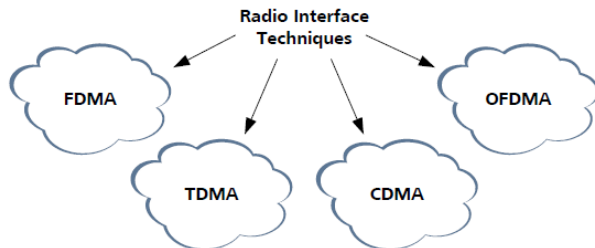
Principles:

- Tradeoff depends on spectral efficiency (aka total rate from all users), i.e. only on product $K \times \frac{\log M}{n}$.
- TIN attains minimum $\frac{E_b}{N_0}$ when sp. eff. is low. (early CDMA)
- Orthogonal schemes are **optimal** (modern LTE)

Classical (LTE) recipee: avoid multi-user interference!



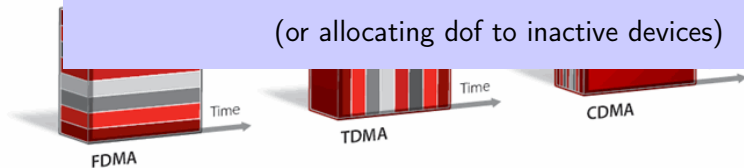
Classical (LTE) recipee: avoid multi-user interference!



These are all **orthogonal schemes**

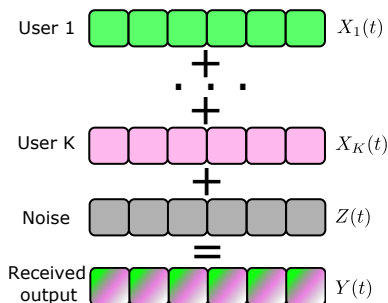
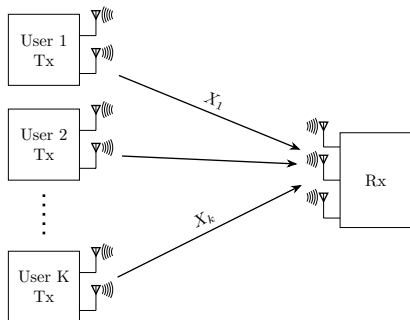
Key problem: they require coordination!

(or allocating dof to inactive devices)



New model: unsourced MAC

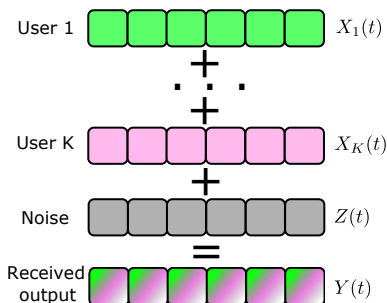
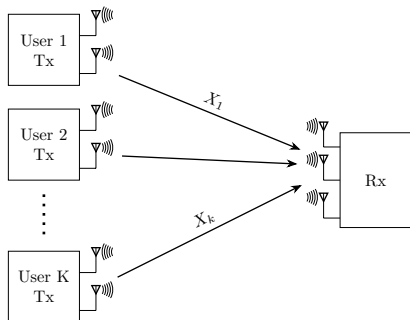
The classical model: K-user multiple-access channel



$$Y(t) = X_1(t) + \cdots + X_K(t) + Z(t)$$

- K users, each sends k bits
- **Classic:** $K = \text{small}$ and $k \gg 1$ (coordination cost amortized)

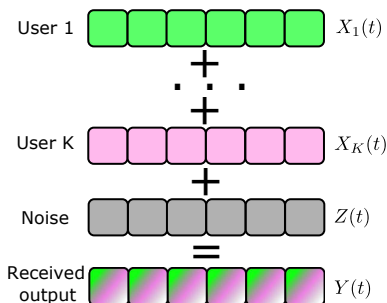
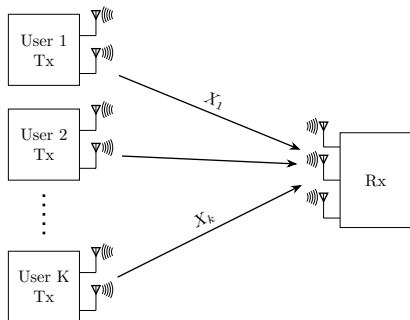
The classical model: K-user multiple-access channel



$$Y(t) = X_1(t) + \cdots + X_K(t) + Z(t)$$

- K users, each sends k bits
- **Classic:** $K = \text{small}$ and $k \gg 1$ (coordination cost amortized)
- **New 1:** $k = \text{small}$ and $K \gg 1$

The classical model: K-user multiple-access channel

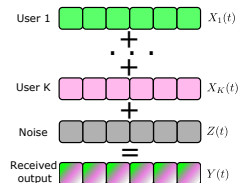


$$Y(t) = X_1(t) + \cdots + X_K(t) + Z(t)$$

- K users, each sends k bits
- **Classic:** $K = \text{small}$ and $k \gg 1$ (coordination cost amortized)
- **New 1:** $k = \text{small}$ and $K \gg 1$
- **New 2:** Users are indistinguishable (unsourced)

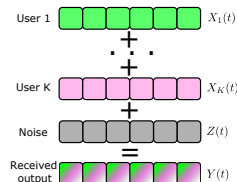
Concept of a UMAC code

- **Users:** select K_a messages $W_i \stackrel{iid}{\sim} \text{Uniform}[M]$
- **Encoder f :** maps W_i to codeword $f(W_i) \in \mathbb{R}^n$
identical maps f for all users (identical modems)
- **Channel:** $Y = \sum_{i=1}^{K_a} f(W_i) + Z$
- **Decoder g :** inspects Y and produces a list $g(Y)$ of K_a messages



Concept of a UMAC code

- **Users:** select K_a messages $W_i \stackrel{iid}{\sim} \text{Uniform}[M]$
- **Encoder f :** maps W_i to codeword $f(W_i) \in \mathbb{R}^n$
identical maps f for all users (identical modems)
- **Channel:** $Y = \sum_{i=1}^{K_a} f(W_i) + Z$
- **Decoder g :** inspects Y and produces a list $g(Y)$ of K_a messages



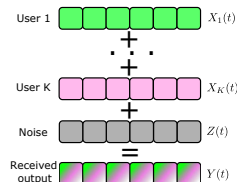
Definition

(f, g) form an (n, M, K_a, P, ϵ) UMAC code if both requirements hold:

- **(energy):** for each $w \in [M]$: $\|f(w)\|^2 \leq nP$
- **(PUPE):** for each $i \in [K_a]$: $\mathbb{P}[W_i \notin g(Y) \text{ or } \text{COLL}] \leq \epsilon$

Concept of a UMAC code

- **Users:** select K_a messages $W_i \stackrel{iid}{\sim} \text{Uniform}[M]$
- **Encoder f :** maps W_i to codeword $f(W_i) \in \mathbb{R}^n$
identical maps f for all users (identical modems)
- **Channel:** $Y = \sum_{i=1}^{K_a} f(W_i) + Z$
- **Decoder g :** inspects Y and produces a list $g(Y)$ of K_a messages



Definition

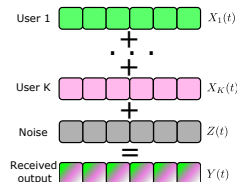
(f, g) form an (n, M, K_a, P, ϵ) UMAC code if both requirements hold:

- **(energy):** for each $w \in [M]$: $\|f(w)\|^2 \leq nP$
- **(PUPE):** for each $i \in [K_a]$: $\mathbb{P}[W_i \notin g(Y) \text{ or } \text{COLL}] \leq \epsilon$
- **COLL** stands for message collision. Negligible/irrelevant in practice

$$\text{PUPE} = \mathbb{P}[W_i \notin g(Y) \text{ or } \exists j \neq i : W_j = W_i] \leq \epsilon$$

Concept of a UMAC code

- **Users:** select K_a messages $W_i \stackrel{iid}{\sim} \text{Uniform}[M]$
- **Encoder f :** maps W_i to codeword $f(W_i) \in \mathbb{R}^n$
identical maps f for all users (identical modems)
- **Channel:** $Y = \sum_{i=1}^{K_a} f(W_i) + Z$
- **Decoder g :** inspects Y and produces a list $g(Y)$ of K_a messages



Definition

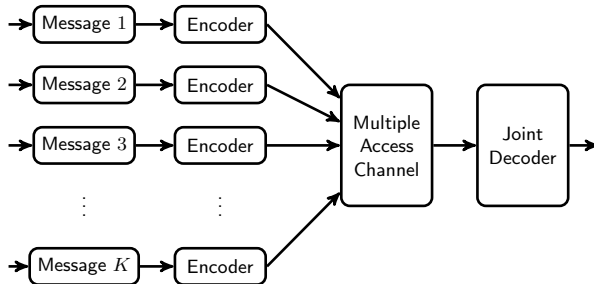
(f, g) form an (n, M, K_a, P, ϵ) UMAC code if both requirements hold:

- **(energy):** for each $w \in [M]$: $\|f(w)\|^2 \leq nP$
- **(PUPE):** for each $i \in [K_a]$: $\mathbb{P}[W_i \notin g(Y) \text{ or } \text{COLL}] \leq \epsilon$
- **COLL** stands for message collision. Negligible/irrelevant in practice

$$\text{PUPE} = \mathbb{P}[W_i \notin g(Y) \text{ or } \exists j \neq i : W_j = W_i] \leq \epsilon$$

- Per-User Probability of Error = $\frac{1}{K_a} \sum_{i=1}^{K_a} \mathbb{P}[\text{User } i\text{th msg lost}]$

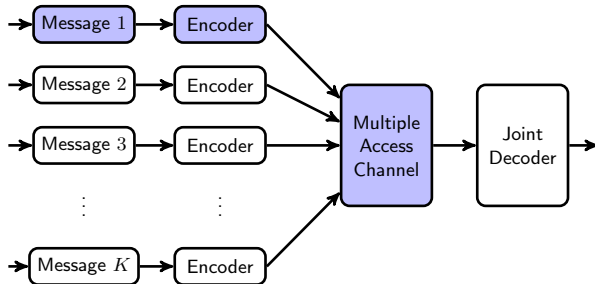
UMAC model explained



Characteristics of UMAC model

- K_a active devices, each with a $\log_2 M$ -bit message
- Multiple access channel.

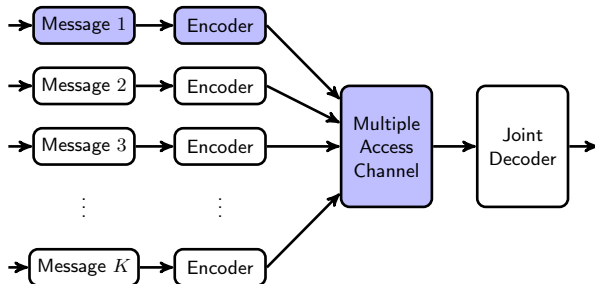
UMAC model explained



Characteristics of UMAC model

- K_a active devices, each with a $\log_2 M$ -bit message
- Multiple access channel.
- Every user employs **same encoder** $f : [M] \rightarrow \mathbb{R}^n$
- Decoder only reconstructs an **unordered list of messages**.

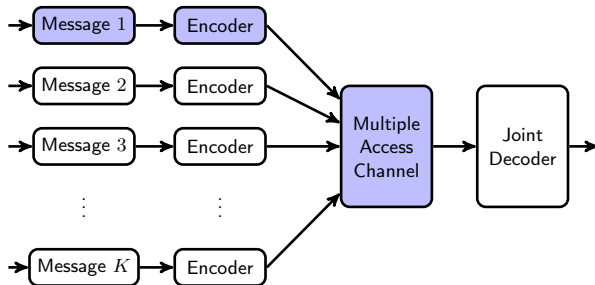
UMAC model explained



Characteristics of UMAC model

- K_a active devices, each with a $\log_2 M$ -bit message
- Multiple access channel.
- Every user employs **same encoder** $f : [M] \rightarrow \mathbb{R}^n$
- Decoder only reconstructs an **unordered list of messages**.
- Goal: decoded list \approx list of sent messages (fraction wrong \leq PUPE)

UMAC model explained



Characteristics of UMAC model

- K_a active devices, each with a $\log_2 M$ -bit message
- Multiple access channel.
- Every user employs **same encoder** $f : [M] \rightarrow \mathbb{R}^n$
- Decoder only reconstructs an **unordered list of messages**.
- Goal: decoded list \approx list of sent messages (fraction wrong \leq PUPE)
- **Key:** summarizes **the** main challenge of random-access

Theorem (P.'2017¹)

For any (M, n, ϵ, K_a, P) and any $P' < P$ there exists a UMAC code with

$$PUPE \leq p_0 + \sum_{t=1}^{K_a} \frac{t}{K_a} e^{-nE(t)},$$

where

$$p_0 = \frac{1}{M} \binom{K_a}{2} + K_a \mathbb{P}[\chi^2(n) > \frac{nP'}{P}]$$

$$E(t) = \max_{0 \leq \rho, \rho_1 \leq 1} -\rho \rho_1 t R_1 - \rho_1 R_2 + E_0(\rho, \rho_1, P')$$

$$R_1 = \frac{1}{n} \log \frac{M}{t!}, \quad R_2 = \frac{1}{n} \log \binom{K_a}{t}$$

$$E_0 = \dots \quad (\text{complicated expression})$$

¹Polyanskiy, "A perspective on massive random-access", 2017

Probability of a $Z \sim \mathcal{N}(0, aI_n)$ to land in a ball “Gaussian ball” :

$$\mathbb{P}[\|Z + u\| < v] \leq e^{-nE_{ball}}.$$

Proof:

- from Chernoff bound:

$$\mathbb{P}[\|Z + u\| < v] \leq e^{-\gamma v^2} \mathbb{E} \left[e^{\gamma \|Z+u\|^2} \right] \quad \forall \gamma > 0.$$

- By direct computation: $\mathbb{E} \left[e^{\gamma \|Z+u\|^2} \right] = \frac{e^{-\frac{\gamma \|u\|^2}{1+2a\gamma}}}{(1+2a\gamma)^{\frac{n}{2}}}.$
- Thus, $E_{ball} = \min_{\gamma > 0} -\gamma(v^2 + \frac{\|u\|^2}{1+2a\gamma}) + \frac{n}{2} \ln(1 + 2a\gamma).$

Probability of a union (Gallager's ρ -trick) :

$$\mathbb{P}[\cup_j A_j] \leq \left(\sum_j \mathbb{P}[A_j] \right)^\rho \quad \forall 0 < \rho \leq 1$$

- Proof is simple: From union bound

$$\mathbb{P}[\cup_j A_j] \leq \min \left(\sum_j \mathbb{P}[A_j], 1 \right)$$

Now use the fact $\min(x, 1) \leq x^\rho$.

Achievability bound: preliminaries II

Probability of a union (Gallager's ρ -trick) :

$$\mathbb{P}[\cup_j A_j] \leq \left(\sum_j \mathbb{P}[A_j] \right)^\rho \quad \forall 0 < \rho \leq 1$$

- Proof is simple: From union bound

$$\mathbb{P}[\cup_j A_j] \leq \min \left(\sum_j \mathbb{P}[A_j], 1 \right)$$

Now use the fact $\min(x, 1) \leq x^\rho$.

- In applications one usually finds some good random variable V s.t.

$$\mathbb{P}[A_j|V] \leq e^{-nE(V)},$$

for some computable $E(V)$. And then from the ρ -trick:

$$\mathbb{P}[\cup_{j=1}^m A_j] \leq m^\rho \mathbb{E} \left[e^{-n\rho E(V)} \right]$$

Random-coding achievability: Proof I

- Codebook generation:

$$c_i \sim \mathcal{N}(0, P')^{\otimes n}, \quad i = 1, \dots, M.$$

- Why generate with power $P' < P$? Because we want to satisfy strict power constraint:

$$\|c_i\|^2 \leq nP.$$

Random-coding achievability: Proof I

- Codebook generation:

$$c_i \sim \mathcal{N}(0, P')^{\otimes n}, \quad i = 1, \dots, M.$$

- Why generate with power $P' < P$? Because we want to satisfy strict power constraint:

$$\|c_i\|^2 \leq nP.$$

- So each user before transmitting c_i makes sure that $\|c_i\|^2 \leq nP$, otherwise transmits 0.
- With probability $\geq p_0$ then all K_a users selected good and distinct codewords:

$$p_0 = \frac{1}{M} \binom{K_a}{2} + K_a \mathbb{P}[\|c_1\|^2 > nP]$$

- Conditioning on this event, and from symmetry we can assume that c_1, \dots, c_{K_a} were transmitted.
- Proceed to discussing decoder...

- Decoder receives

$$Y = c_1 + \cdots + c_{K_a} + Z$$

his job is to recover a subset $S \subset [M]$ of size K_a of those codewords that he believes were sent.

Random-coding achievability: Proof II

- Decoder receives

$$Y = c_1 + \dots + c_{K_a} + Z$$

his job is to recover a subset $S \subset [M]$ of size K_a of those codewords that he believes were sent.

- Define sum-codewords $c(S) \triangleq \sum_{i \in S} c_i$
- We will analyze maximum likelihood decoder:

$$\hat{S} = \arg \min_S \|c(S) - Y\|.$$

- **Note:** This decoder is not optimal. Why? Because our figure of merit is not to decode all c/w correctly, but rather to decode each one with high probability. (Similar: ML is not optimal for minimizing BER)

Random-coding achievability: Proof II

- Decoder receives

$$Y = c_1 + \cdots + c_{K_a} + Z$$

his job is to recover a subset $S \subset [M]$ of size K_a of those codewords that he believes were sent.

- Define sum-codewords $c(S) \triangleq \sum_{i \in S} c_i$
- We will analyze maximum likelihood decoder:

$$\hat{S} = \arg \min_S \|c(S) - Y\|.$$

- **Note:** This decoder is not optimal. Why? Because our figure of merit is not to decode all c/w correctly, but rather to decode each one with high probability. (Similar: ML is not optimal for minimizing BER)
- Note that selecting \hat{S} we incur

$$\text{PUPE} = \frac{1}{K_a} |[K_a] \setminus \hat{S}|.$$

- So $\{t\text{-misdecoded}\} = \{|[K_a] \setminus \hat{S}| = t\}$.

$$Y = c_1 + \cdots + c_{K_a} + Z$$

- Goal: bound $\mathbb{P}[t\text{-misdecoded}] \leq e^{-nE(t)}$.

$$Y = c_1 + \cdots + c_{K_a} + Z$$

- Goal: bound $\mathbb{P}[t\text{-misdecoded}] \leq e^{-nE(t)}$.
 - Note: $t\text{-misdecoded} \iff$ some subset $S_0 \subset [K_a]$ of messages was replaced with $S'_0 \subset \{K_a + 1, \dots, M\}$ and $|S_0| = |S'_0| = t$.
- Denote $F(S_0, S'_0) \triangleq \{\|c(S_0) - c(S'_0) + Z\| \leq \|Z\|\}$. Then:

$$Y = c_1 + \cdots + c_{K_a} + Z$$

- Goal: bound $\mathbb{P}[t\text{-misdecoded}] \leq e^{-nE(t)}$.
 - Note: $t\text{-misdecoded} \iff$ some subset $S_0 \subset [K_a]$ of messages was replaced with $S'_0 \subset \{K_a + 1, \dots, M\}$ and $|S_0| = |S'_0| = t$.
- Denote $F(S_0, S'_0) \triangleq \{\|c(S_0) - c(S'_0) + Z\| \leq \|Z\|\}$. Then:

$$\mathbb{P}[t\text{-misdecoded}] \leq \mathbb{P} \left[\bigcup_{S_0 \in \binom{[K_a]}{t}} \bigcup_{S'_0 \in \binom{[M-K_a]}{t}} F(S_0, S'_0) \right]$$

$$Y = c_1 + \cdots + c_{K_a} + Z$$

- Goal: bound $\mathbb{P}[t\text{-misdecoded}] \leq e^{-nE(t)}$.
 - Note: $t\text{-misdecoded} \iff$ some subset $S_0 \subset [K_a]$ of messages was replaced with $S'_0 \subset \{K_a + 1, \dots, M\}$ and $|S_0| = |S'_0| = t$.
- Denote $F(S_0, S'_0) \triangleq \{\|c(S_0) - c(S'_0) + Z\| \leq \|Z\|\}$. Then:

$$\mathbb{P}[t\text{-misdecoded}] \leq \mathbb{P} \left[\bigcup_{S_0 \in \binom{[K_a]}{t}} \bigcup_{S'_0 \in \binom{[M-K_a]}{t}} F(S_0, S'_0) \right]$$

- Note that $\mathbb{P}[F(S_0, S'_0) | c(S_0), Z] \leq e^{-nE_{ball}}$ (Gaussian ball)

$$Y = c_1 + \cdots + c_{K_a} + Z$$

- Goal: bound $\mathbb{P}[t\text{-misdecoded}] \leq e^{-nE(t)}$.
 - Note: $t\text{-misdecoded} \iff$ some subset $S_0 \subset [K_a]$ of messages was replaced with $S'_0 \subset \{K_a + 1, \dots, M\}$ and $|S_0| = |S'_0| = t$.
- Denote $F(S_0, S'_0) \triangleq \{\|c(S_0) - c(S'_0) + Z\| \leq \|Z\|\}$. Then:

$$\mathbb{P}[t\text{-misdecoded}] \leq \mathbb{P} \left[\bigcup_{S_0 \in \binom{[K_a]}{t}} \bigcup_{S'_0 \in \binom{[M-K_a]}{t}} F(S_0, S'_0) \right]$$

- Note that $\mathbb{P}[F(S_0, S'_0) | c(S_0), Z] \leq e^{-nE_{ball}}$ (Gaussian ball)
- So we use Gallager's ρ -trick twice:
 - ▶ Let $F(S_0) = \bigcup_{S'_0} F(S_0, S'_0)$ and bound

$$\mathbb{P}[F(S_0) | c(S_0), Z] \leq \binom{M-K_a}{t}^\rho e^{-n\rho E_{ball}} \triangleq e^{-n\tilde{E}(c(S_0), Z)}$$
 - ▶ Then bound $\mathbb{P}[\bigcup_{S_0} F(S_0)] \leq \binom{K_a}{t}^{\rho_1} \mathbb{E}[e^{-n\rho_1 \tilde{E}(c(S_0), Z)}]$

$$Y = c_1 + \cdots + c_{K_a} + Z$$

- Goal: bound $\mathbb{P}[t\text{-misdecoded}] \leq e^{-nE(t)}$.
 - Note: $t\text{-misdecoded} \iff$ some subset $S_0 \subset [K_a]$ of messages was replaced with $S'_0 \subset \{K_a + 1, \dots, M\}$ and $|S_0| = |S'_0| = t$.
- Denote $F(S_0, S'_0) \triangleq \{\|c(S_0) - c(S'_0) + Z\| \leq \|Z\|\}$. Then:

$$\mathbb{P}[t\text{-misdecoded}] \leq \mathbb{P} \left[\bigcup_{S_0 \in \binom{[K_a]}{t}} \bigcup_{S'_0 \in \binom{[M-K_a]}{t}} F(S_0, S'_0) \right]$$

- Note that $\mathbb{P}[F(S_0, S'_0) | c(S_0), Z] \leq e^{-nE_{ball}}$ (Gaussian ball)
- So we use Gallager's ρ -trick twice:
 - ▶ Let $F(S_0) = \bigcup_{S'_0} F(S_0, S'_0)$ and bound

$$\mathbb{P}[F(S_0) | c(S_0), Z] \leq \binom{M-K_a}{t} e^{-n\rho E_{ball}} \triangleq e^{-n\tilde{E}(c(S_0), Z)}$$
 - ▶ Then bound $\mathbb{P}[\bigcup_{S_0} F(S_0)] \leq \binom{K_a}{t} \mathbb{E}[e^{-n\rho_1 \tilde{E}(c(S_0), Z)}]$
- $\Rightarrow E(t) = \max_{\rho, \rho_1} -\rho\rho_1 t R_1 - \rho_1 R_2 + E_0(\rho, \rho_1)$

$$\mathbb{P} \left[\bigcup_{S_0 \in \binom{K_a}{t}} \bigcup_{S'_0 \in \binom{M-K_a}{t}} F(S_0, S'_0) \right]$$

- S_0 selects those t users were unlucky (got their messages misdecoded)
- S'_0 selects the wrong message for the unlucky users

$$\mathbb{P} \left[\bigcup_{S_0 \in \binom{[K]}{t}} \bigcup_{S'_0 \in \binom{[M-K]}{t}} F(S_0, S'_0) \right]$$

- S_0 selects those t users were unlucky (got their messages misdecoded)
- S'_0 selects the wrong message for the unlucky users
- In classical MAC we also have $2^K - 1$ different error-events indexed by $S_0 \subset [K]$ – misdecoded users. And

$$\mathbb{P}[F(S_0)] \leq e^{n(\sum_{i \in S_0} R_i - \hat{I}(X_{S_0}; Y | X_{S_0^c}))},$$

where \hat{I} is the empirical mutual info.

$$\mathbb{P} \left[\bigcup_{S_0 \in \binom{[K]}{t}} \bigcup_{S'_0 \in \binom{[M-K]}{t}} F(S_0, S'_0) \right]$$

- S_0 selects those t users were unlucky (got their messages misdecoded)
- S'_0 selects the wrong message for the unlucky users
- In classical MAC we also have $2^K - 1$ different error-events indexed by $S_0 \subset [K]$ – misdecoded users. And

$$\mathbb{P}[F(S_0)] \leq e^{n(\sum_{i \in S_0} R_i - \hat{I}(X_{S_0}; Y | X_{S_0^c}))},$$

where \hat{I} is the empirical mutual info.

- Asymptotically: $\hat{I} = I$ and thus $\mathbb{P}[\bigcup_{S_0} F(S_0)] \rightarrow 0$ whenever

$$\sum_{i \in S_0} R_i < I(X_{S_0}; Y | X_{S_0^c}) \quad \forall S_0 \subset [K].$$

- The parallel with our bound should be clear.

Theorem

Every (n, K_a, M, P) UMAC code with $PUPE \leq \epsilon$ must satisfy both:

$$nP \geq \left(Q^{-1}\left(\frac{K_a}{M}\right) + Q^{-1}(\epsilon) \right)^2$$

$$\frac{n}{2} \log(1 + K_a P) \geq \log \left(\frac{M}{K_a} \right) - K_a \left(\epsilon \log \frac{Me}{\epsilon K_a} + h(\epsilon) \right)$$

$$= K_a \left((1 - \epsilon) \log \frac{eM}{K_a} + 2\epsilon \log \epsilon + \bar{\epsilon} \log \bar{\epsilon} + O\left(\frac{1}{M}\right) \right)$$

- Here: $Q(x) \triangleq \int_x^\infty \frac{1}{\sqrt{2\pi}} e^{-\frac{y^2}{2}} dy$, $h(\epsilon) = \epsilon \log \frac{1}{\epsilon} + \bar{\epsilon} \log \frac{1}{\bar{\epsilon}}$, $\bar{\epsilon} = 1 - \epsilon$.
- **First bound:** almost independent of K_a .
- **Second bound:** compares *sum-capacity* with *rate-distortion function*.

- In [PPV'11]² it was shown that any *single user* channel code over the AWGN with parameters (n, M, P) and BLER ϵ must satisfy

$$nP \geq \left(Q^{-1}\left(\frac{1}{M}\right) + Q^{-1}(\epsilon) \right)^2$$

¹ Polyanskiy, Poor, Verdú "Minimum energy to send k bits through the Gaussian channel with and without feedback," 2011

- In [PPV'11]² it was shown that any *single user* channel code over the AWGN with parameters (n, M, P) and BLER ϵ must satisfy

$$nP \geq \left(Q^{-1}\left(\frac{1}{M}\right) + Q^{-1}(\epsilon) \right)^2$$

- It is easy to extend their argument to show that list- L decodable codes must satisfy

$$nP \geq \left(Q^{-1}\left(\frac{L}{M}\right) + Q^{-1}(\epsilon) \right)^2$$

¹Polanskiy, Poor, Verdú "Minimum energy to send k bits through the Gaussian channel with and without feedback," 2011

- In [PPV'11]² it was shown that any *single user* channel code over the AWGN with parameters (n, M, P) and BLER ϵ must satisfy

$$nP \geq \left(Q^{-1}\left(\frac{1}{M}\right) + Q^{-1}(\epsilon) \right)^2$$

- It is easy to extend their argument to show that list- L decodable codes must satisfy

$$nP \geq \left(Q^{-1}\left(\frac{L}{M}\right) + Q^{-1}(\epsilon) \right)^2$$

- UMAC code (n, K_a, M, P) can be used as a list- K_a decodable *single user* code: add $(K_a - 1)$ dummy ones at the receiver and run UMAC decoder.

¹Polanskiy, Poor, Verdú "Minimum energy to send k bits through the Gaussian channel with and without feedback," 2011

- In [PPV'11]² it was shown that any *single user* channel code over the AWGN with parameters (n, M, P) and BLER ϵ must satisfy

$$nP \geq \left(Q^{-1}\left(\frac{1}{M}\right) + Q^{-1}(\epsilon) \right)^2$$

- It is easy to extend their argument to show that list- L decodable codes must satisfy

$$nP \geq \left(Q^{-1}\left(\frac{L}{M}\right) + Q^{-1}(\epsilon) \right)^2$$

- UMAC code (n, K_a, M, P) can be used as a list- K_a decodable *single user* code: add $(K_a - 1)$ dummy ones at the receiver and run UMAC decoder. \Rightarrow the bound above applies with $L = K_a$.

¹Polanskiy, Poor, Verdú "Minimum energy to send k bits through the Gaussian channel with and without feedback," 2011

Converse: proof II

- Define vector $U \in \{0, 1\}^M$ with $U_i = 1$ iff some $W_j = i$.
Similarly \hat{U} is the vector output by decoder.
- $\|\cdot\|$ and $d(\cdot, \cdot)$ denote Hamming weight and Hamming distance, resp.

Converse: proof II

- Define vector $U \in \{0, 1\}^M$ with $U_i = 1$ iff some $W_j = i$.
Similarly \hat{U} is the vector output by decoder.
- $\|\cdot\|$ and $d(\cdot, \cdot)$ denote Hamming weight and Hamming distance, resp.
- Condition on no message collisions from now on.
 $\Rightarrow U \sim \text{Uniform}[\binom{M}{K_a}]$
- ... and

$$\mathbb{E}[d(U, \hat{U})] \leq 2K_a\epsilon \quad (*)$$

- Define vector $U \in \{0, 1\}^M$ with $U_i = 1$ iff some $W_j = i$.
Similarly \hat{U} is the vector output by decoder.
- $\|\cdot\|$ and $d(\cdot, \cdot)$ denote Hamming weight and Hamming distance, resp.
- Condition on no message collisions from now on.
 $\Rightarrow U \sim \text{Uniform}[\binom{M}{K_a}]$
- ... and

$$\mathbb{E}[d(U, \hat{U})] \leq 2K_a\epsilon \quad (*)$$

- Overall we have the Markov chain:

$$U \rightarrow (X_1, \dots, X_{K_a}) \rightarrow Y \rightarrow \hat{U}.$$

- Define vector $U \in \{0, 1\}^M$ with $U_i = 1$ iff some $W_j = i$.
Similarly \hat{U} is the vector output by decoder.
- $\|\cdot\|$ and $d(\cdot, \cdot)$ denote Hamming weight and Hamming distance, resp.
- Condition on no message collisions from now on.
 $\Rightarrow U \sim \text{Uniform}[\binom{M}{K_a}]$
- ... and

$$\mathbb{E}[d(U, \hat{U})] \leq 2K_a\epsilon \quad (*)$$

- Overall we have the Markov chain:

$$U \rightarrow (X_1, \dots, X_{K_a}) \rightarrow Y \rightarrow \hat{U}.$$

So we can apply capacity vs rate-distortion method:

$$R(\epsilon) \leq I(U; \hat{U}) \leq I(X_1^{K_a}; Y) \leq \frac{n}{2} \log(1 + PK_a).$$

- Define vector $U \in \{0, 1\}^M$ with $U_i = 1$ iff some $W_j = i$.
Similarly \hat{U} is the vector output by decoder.
- $\|\cdot\|$ and $d(\cdot, \cdot)$ denote Hamming weight and Hamming distance, resp.
- Condition on no message collisions from now on.
 $\Rightarrow U \sim \text{Uniform}[\binom{M}{K_a}]$
- ... and

$$\mathbb{E}[d(U, \hat{U})] \leq 2K_a\epsilon \quad (*)$$

- Overall we have the Markov chain:

$$U \rightarrow (X_1, \dots, X_{K_a}) \rightarrow Y \rightarrow \hat{U}.$$

So we can apply capacity vs rate-distortion method:

$$R(\epsilon) \leq I(U; \hat{U}) \leq I(X_1^{K_a}; Y) \leq \frac{n}{2} \log(1 + PK_a).$$

- Final step: compute $R(\epsilon) \triangleq \min\{I(U; \hat{U}) : (*)\text{-holds}\}$

Problem

Fix $w \in [0, m]$ and consider a fixed vector b and a random vector A on Hamming sphere of radius w in $\{0, 1\}^m$, i.e. $\|b\| = \|A\| = w$. Find $\max\{H(A) : \mathbb{E}[d(A, b)] \leq 2t\}$.

- WLOG $b = (\underbrace{1, \dots, 1}_w, \underbrace{0, \dots, 0}_{m-w})$
- By averaging over permutations the problem reduces to maximization over distribution of $S = \sum_{i=1}^w A_i$:

$$\max H(A) = \max \left\{ \mathbb{E} \left[\log \binom{w}{S} \binom{m-w}{S} \right] : \mathbb{E}[S] \leq t \right\}$$

Problem

Fix $w \in [0, m]$ and consider a fixed vector b and a random vector A on Hamming sphere of radius w in $\{0, 1\}^m$, i.e. $\|b\| = \|A\| = w$. Find $\max\{H(A) : \mathbb{E}[d(A, b)] \leq 2t\}$.

- WLOG $b = (\underbrace{1, \dots, 1}_w, \underbrace{0, \dots, 0}_{m-w})$
- By averaging over permutations the problem reduces to maximization over distribution of $S = \sum_{i=1}^w A_i$:

$$\max H(A) = \max \left\{ \mathbb{E} \left[\log \binom{w}{S} \binom{m-w}{S} \right] : \mathbb{E}[S] \leq t \right\}$$

- ▶ Bound via Stirling: $\log \binom{m-w}{S} \leq \log \frac{m^S}{S!} \leq S \log m - S \log \frac{S}{e}$

Problem

Fix $w \in [0, m]$ and consider a fixed vector b and a random vector A on Hamming sphere of radius w in $\{0, 1\}^m$, i.e. $\|b\| = \|A\| = w$. Find $\max\{H(A) : \mathbb{E}[d(A, b)] \leq 2t\}$.

- WLOG $b = (\underbrace{1, \dots, 1}_w, \underbrace{0, \dots, 0}_{m-w})$
- By averaging over permutations the problem reduces to maximization over distribution of $S = \sum_{i=1}^w A_i$:

$$\max H(A) = \max \left\{ \mathbb{E} \left[\log \binom{w}{S} \binom{m-w}{S} \right] : \mathbb{E}[S] \leq t \right\}$$

- ▶ Bound via Stirling: $\log \binom{m-w}{S} \leq \log \frac{m^S}{S!} \leq S \log m - S \log \frac{S}{e}$
- ▶ From Jensen: $\mathbb{E}[S \log S] \geq t \log t$.

Problem

Fix $w \in [0, m]$ and consider a fixed vector b and a random vector A on Hamming sphere of radius w in $\{0, 1\}^m$, i.e. $\|b\| = \|A\| = w$. Find $\max\{H(A) : \mathbb{E}[d(A, b)] \leq 2t\}$.

- WLOG $b = (\underbrace{1, \dots, 1}_w, \underbrace{0, \dots, 0}_{m-w})$
- By averaging over permutations the problem reduces to maximization over distribution of $S = \sum_{i=1}^w A_i$:

$$\max H(A) = \max \left\{ \mathbb{E} \left[\log \binom{w}{S} \binom{m-w}{S} \right] : \mathbb{E}[S] \leq t \right\}$$

- ▶ Bound via Stirling: $\log \binom{m-w}{S} \leq \log \frac{m^S}{S!} \leq S \log m - S \log \frac{S}{e}$
- ▶ From Jensen: $\mathbb{E}[S \log S] \geq t \log t$.
- ▶ $\max \mathbb{E} \left[\log \binom{w}{S} \right] = wh(t/w)$ (max-entropy subject to $\mathbb{E}[S] \leq t$)

Problem

Fix $w \in [0, m]$ and consider a fixed vector b and a random vector A on Hamming sphere of radius w in $\{0, 1\}^m$, i.e. $\|b\| = \|A\| = w$. Find $\max\{H(A) : \mathbb{E}[d(A, b)] \leq 2t\}$.

- WLOG $b = (\underbrace{1, \dots, 1}_w, \underbrace{0, \dots, 0}_{m-w})$
- By averaging over permutations the problem reduces to maximization over distribution of $S = \sum_{i=1}^w A_i$:

$$\max H(A) = \max \left\{ \mathbb{E} \left[\log \binom{w}{S} \binom{m-w}{S} \right] : \mathbb{E}[S] \leq t \right\}$$

- ▶ Bound via Stirling: $\log \binom{m-w}{S} \leq \log \frac{m^S}{S!} \leq S \log m - S \log \frac{S}{e}$
- ▶ From Jensen: $\mathbb{E}[S \log S] \geq t \log t$.
- ▶ $\max \mathbb{E} [\log \binom{w}{S}] = wh(t/w)$ (max-entropy subject to $\mathbb{E}[S] \leq t$)
- Overall: $\max H(A) \leq t \log \frac{em}{t} + wh\left(\frac{t}{w}\right)$

Problem (Strange rate-distortion problem³)

Find $R(\epsilon) \triangleq \min I(U; \hat{U})$ where $U \sim \text{Uniform}[\binom{M}{K_a}]$ and

$$\mathbb{E}[d(U, \hat{U})] \leq 2K_a\epsilon$$

³ A very similar problem was considered in: [Reeves-Gastpar, "Approximate Sparsity Pattern Recovery: Information-Theoretic Lower Bounds," 2013](#)

Problem (Strange rate-distortion problem³)

Find $R(\epsilon) \triangleq \min I(U; \hat{U})$ where $U \sim \text{Uniform}[\binom{M}{K_a}]$ and

$$\mathbb{E}[d(U, \hat{U})] \leq 2K_a\epsilon$$

- $I(U; \hat{U}) = H(U) - H(U|\hat{U})$

³ A very similar problem was considered in: [Reeves-Gastpar, "Approximate Sparsity Pattern Recovery: Information-Theoretic Lower Bounds," 2013](#)

Problem (Strange rate-distortion problem³)

Find $R(\epsilon) \triangleq \min I(U; \hat{U})$ where $U \sim \text{Uniform}[\binom{M}{K_a}]$ and

$$\mathbb{E}[d(U, \hat{U})] \leq 2K_a\epsilon$$

- $I(U; \hat{U}) = H(U) - H(U|\hat{U})$
- $H(U) = \log \binom{M}{K_a}$
- From previous: $H(U|\hat{U}) \leq \epsilon K_a \log \frac{eM}{\epsilon K_a} + K_a h(\epsilon)$

³ A very similar problem was considered in: Reeves-Gastpar, "Approximate Sparsity Pattern Recovery: Information-Theoretic Lower Bounds," 2013

Problem (Strange rate-distortion problem³)

Find $R(\epsilon) \triangleq \min I(U; \hat{U})$ where $U \sim \text{Uniform}[\binom{M}{K_a}]$ and

$$\mathbb{E}[d(U, \hat{U})] \leq 2K_a\epsilon$$

- $I(U; \hat{U}) = H(U) - H(U|\hat{U})$
- $H(U) = \log \binom{M}{K_a}$
- From previous: $H(U|\hat{U}) \leq \epsilon K_a \log \frac{eM}{\epsilon K_a} + K_a h(\epsilon)$
- $R(\epsilon) \geq \log \binom{M}{K_a} - K_a [\log \frac{eM}{\epsilon K_a} + h(\epsilon)]$

³ A very similar problem was considered in: Reeves-Gastpar, "Approximate Sparsity Pattern Recovery: Information-Theoretic Lower Bounds," 2013

Problem (Strange rate-distortion problem³)

Find $R(\epsilon) \triangleq \min I(U; \hat{U})$ where $U \sim \text{Uniform}[\binom{M}{K_a}]$ and

$$\mathbb{E}[d(U, \hat{U})] \leq 2K_a\epsilon$$

- $I(U; \hat{U}) = H(U) - H(U|\hat{U})$
- $H(U) = \log \binom{M}{K_a}$
- From previous: $H(U|\hat{U}) \leq \epsilon K_a \log \frac{eM}{\epsilon K_a} + K_a h(\epsilon)$
- $R(\epsilon) \geq \log \binom{M}{K_a} - K_a [\log \frac{eM}{\epsilon K_a} + h(\epsilon)]$
- This completes the proof: Every UMAC code must satisfy

$$\frac{n}{2} \log(1 + K_a P) \geq \log \binom{M}{K_a} - K_a \left(\epsilon \log \frac{Me}{\epsilon K_a} + h(\epsilon) \right)$$

³ A very similar problem was considered in: Reeves-Gastpar, "Approximate Sparsity Pattern Recovery: Information-Theoretic Lower Bounds," 2013

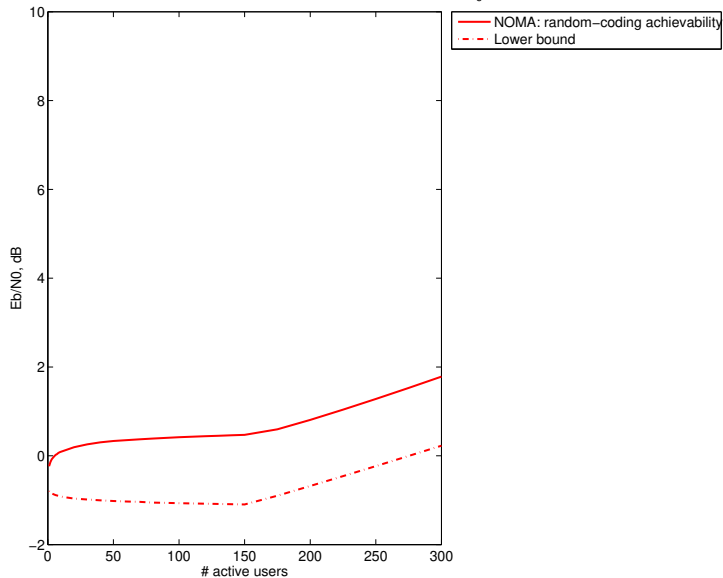
- Let us evaluate numerically these bounds.
- Need to fix parameters (n, k, K_a) .

- Let us evaluate numerically these bounds.
- Need to fix parameters (n, k, K_a) .
- Consider a typical LoRa network:
 - ▶ payloads $k \approx 100$ bit
 - ▶ a message in SF11 occupies $\approx k \frac{2^{11}}{11}$ complex d.o.f. $\Rightarrow n \approx 30000$.

- Let us evaluate numerically these bounds.
- Need to fix parameters (n, k, K_a) .
- Consider a typical LoRa network:
 - ▶ payloads $k \approx 100$ bit
 - ▶ a message in SF11 occupies $\approx k \frac{2^{11}}{11}$ complex d.o.f. $\Rightarrow n \approx 30000$.
- Our choices from now on:
 - ▶ Frame length $n = 30000$ (real d.o.f.)
 - ▶ User payload: $k = 100$ bits
 - ▶ Active users: $K_a = 1 \dots 300$ (variable)
 - ▶ Target error PUPE = **0.1 or 0.001**
 - ▶ **Goal:** Find minimal $\frac{E_b}{N_0} \triangleq \frac{nP}{2k}$.

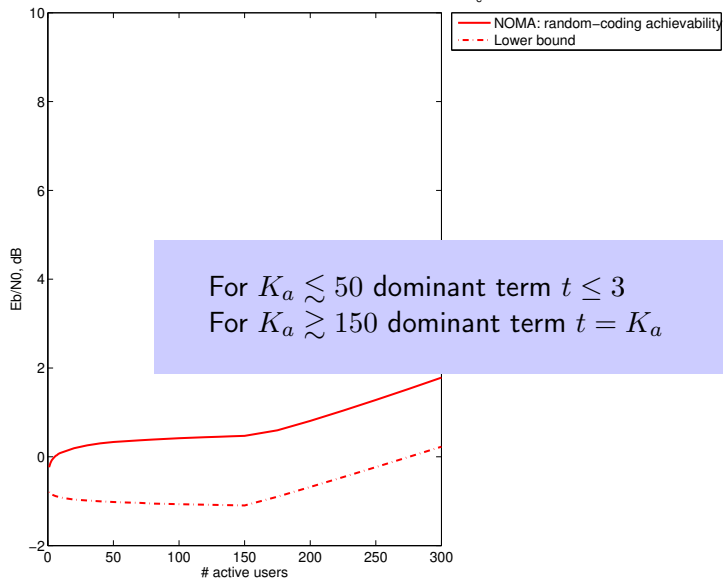
IT bounds evaluation: PUPE=0.1

Energy-per-bit vs. number of users. Payload $k = 100$ bit, frame $n = 30000$ rdof, $P_e = 0.1$



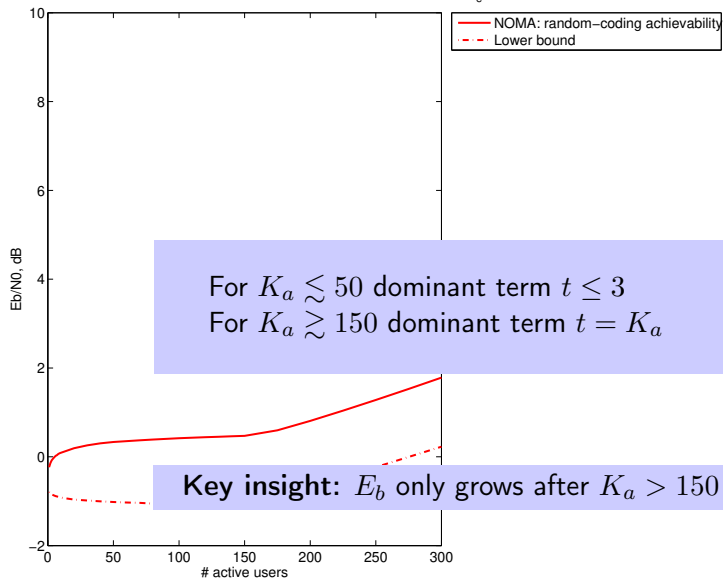
IT bounds evaluation: PUPE=0.1

Energy-per-bit vs. number of users. Payload $k = 100$ bit, frame $n = 30000$ rdof, $P_e = 0.1$



IT bounds evaluation: PUPE=0.1

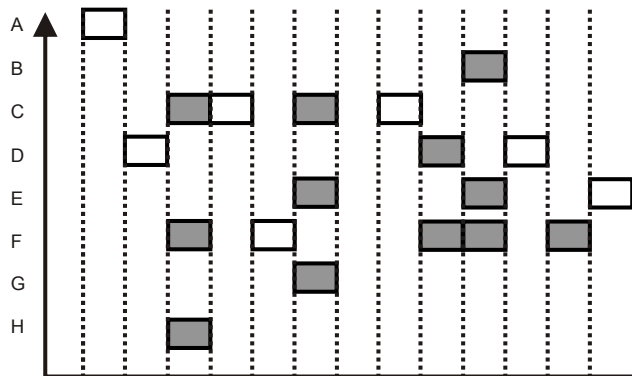
Energy-per-bit vs. number of users. Payload $k = 100$ bit, frame $n = 30000$ rdof, $P_e = 0.1$



- **Surprise:** The energy-per-bit stays almost constant ... as if only 1 user were sending!
- But this is for an “optimal” system (random-coding).

- **Surprise:** The energy-per-bit stays almost constant ... as if only 1 user were sending!
- But this is for an “optimal” system (random-coding).
- What about performance of practically employed schemes?
- We will consider two:
 - ▶ ALOHA
 - ▶ Treat-interference-as-Noise (TIN)

Mother of all random-access: ALOHA

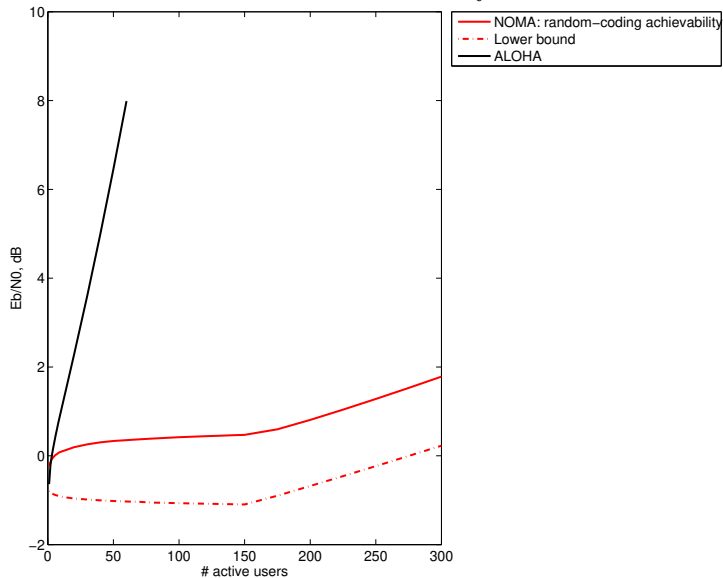


Slotted ALOHA protocol (shaded slots indicate collision)

- Each user places his n_1 -codeword into one of L subframes.
- If two users select same subframe: **both are lost.**

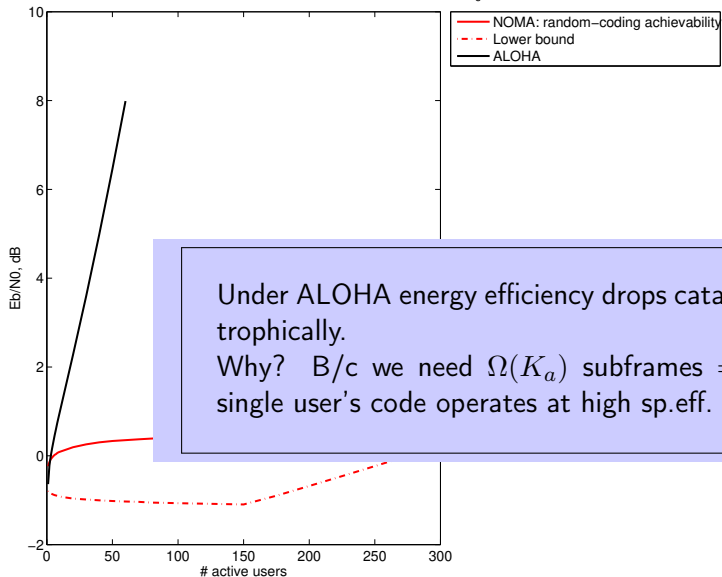
Fundamental limits vs. ALOHA

Energy-per-bit vs. number of users. Payload $k = 100$ bit, frame $n = 30000$ rdof, $P_e = 0.1$



Fundamental limits vs. ALOHA

Energy-per-bit vs. number of users. Payload $k = 100$ bit, frame $n = 30000$ rdof, $P_e = 0.1$



Under ALOHA energy efficiency drops catastrophically.

Why? B/c we need $\Omega(K_a)$ subframes \Rightarrow single user's code operates at high sp. eff.

Treat interference as noise (TIN)

Theorem (DT-TIN bound)

There exists $\mathcal{C} \subset B(0, \sqrt{nP})$ of size M such that

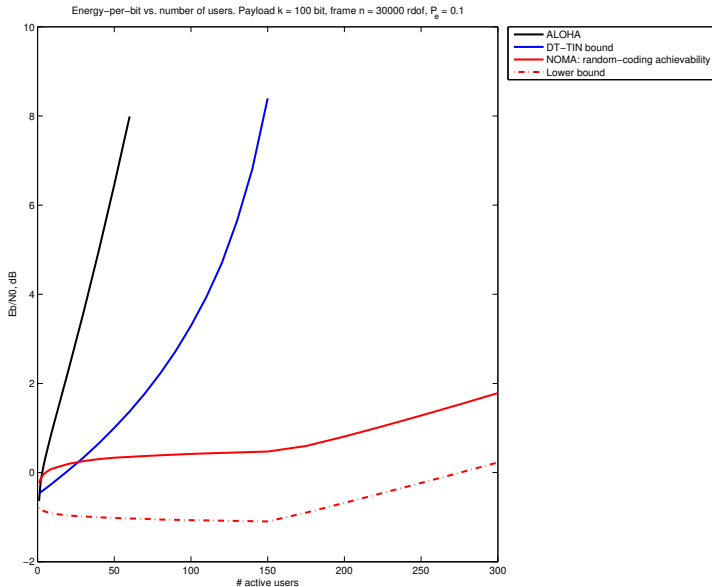
$$\text{PUPE} \leq \mathbb{E} \left[e^{-|i(X_1; Y) - \log M|^+} \right] + \mathbb{P}[\chi^2(n) > n \frac{P}{P'}]$$

where $Y = \sum_{i=1}^{K_a} X_i + Z$, $X_i \sim \mathcal{N}(0, P' I_n)^{\otimes n}$ and $Z \sim \mathcal{N}(0, I_n)$ and $i(x; y) = nC_{TIN}(P') + \frac{\log e}{2} \left[\frac{\|y\|^2}{1+K_a P'} - \frac{\|y-x\|^2}{1+(K_a-1)P'} \right]$.

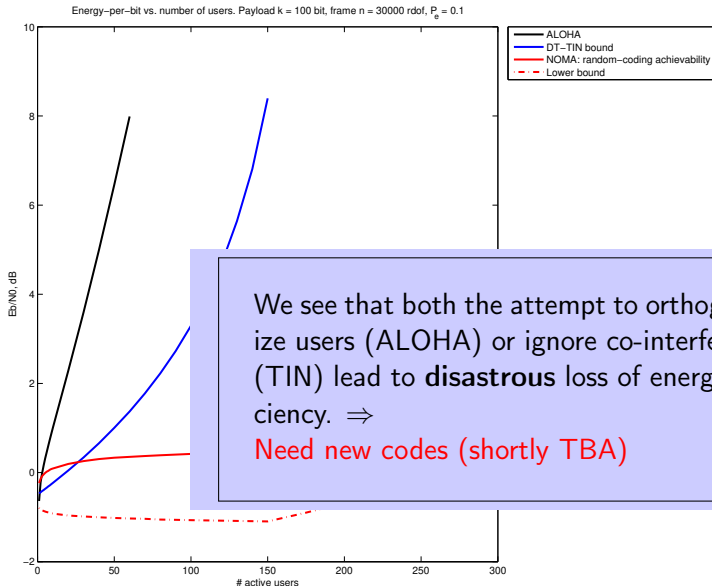
Remarks:

- Decoder outputs K_a closest codewords: $\text{PUPE} \leq \mathbb{P}[X_1 \notin \{\text{top-}K_a \text{ closest c/w to } Y\}]$
- Achieves about $\log M \approx nC_{TIN}(P) - \sqrt{nV_{TIN}(P)}Q^{-1}(\epsilon)$
 $C_{TIN}(P) = \frac{1}{2} \log \left(1 + \frac{P}{1+(K_a-1)P} \right)$, $V_{TIN}(P) = \frac{P \log^2 e}{1+K_a P}$.
- Spectral efficiency as $K_a \rightarrow \infty$ is bounded by $\frac{\log_2 e}{2} \approx 0.72$ bit.

Treat interference as noise (TIN): evaluation



Treat interference as noise (TIN): evaluation



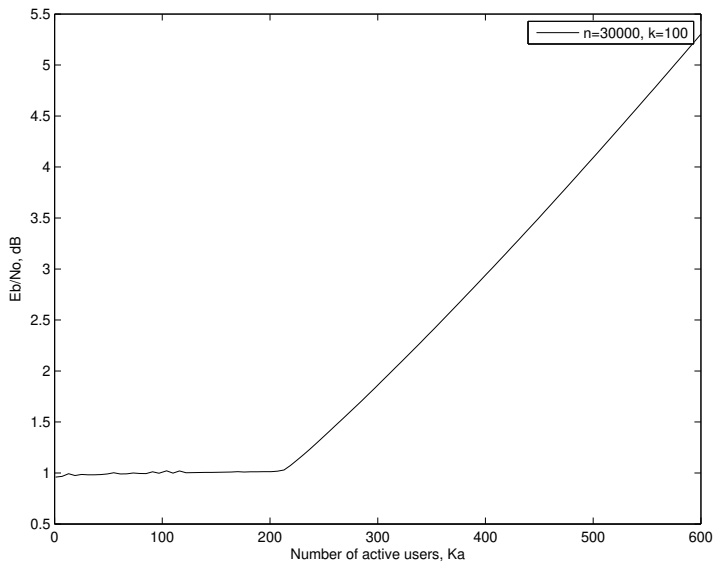
We see that both the attempt to orthogonalize users (ALOHA) or ignore co-interference (TIN) lead to **disastrous** loss of energy efficiency. \Rightarrow

Need new codes (shortly TBA)

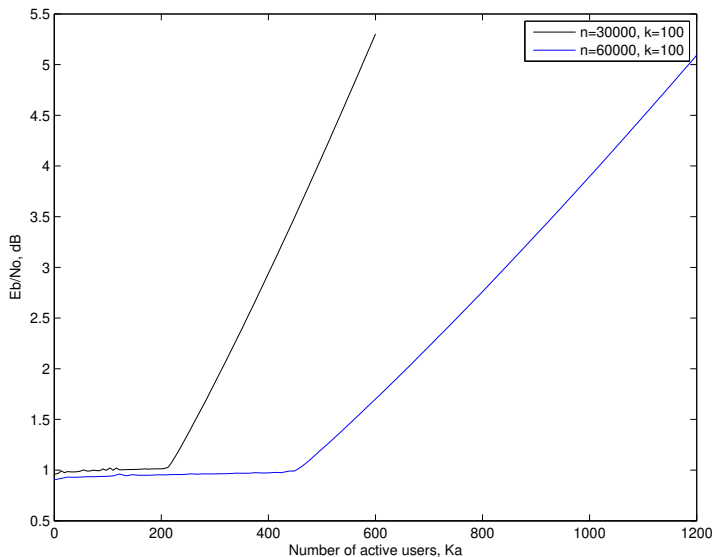
- Good engineer: *How do these curves change with blocklength n and payload size k ?*
- Good info-theorist: *Can we formulate an asymptotic question $n \rightarrow \infty$?*

- Good engineer: *How do these curves change with blocklength n and payload size k ?*
- Good info-theorist: *Can we formulate an asymptotic question $n \rightarrow \infty$?*
- Let us evaluate the bounds for various n ...

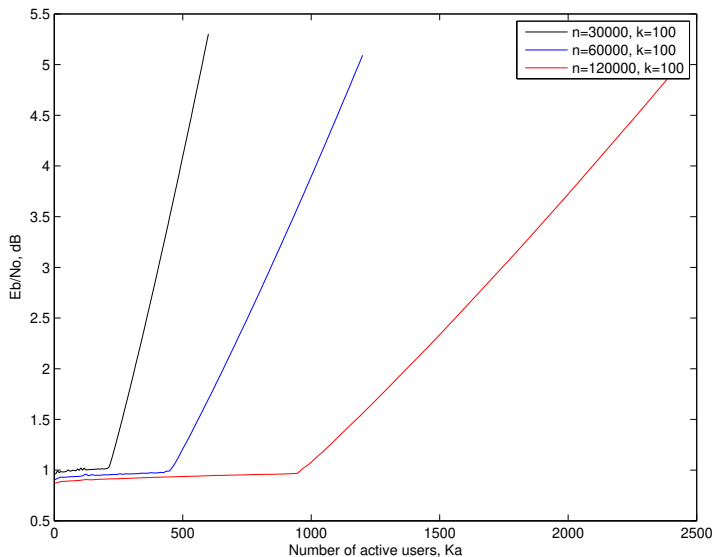
Comparing random coding bound at different n



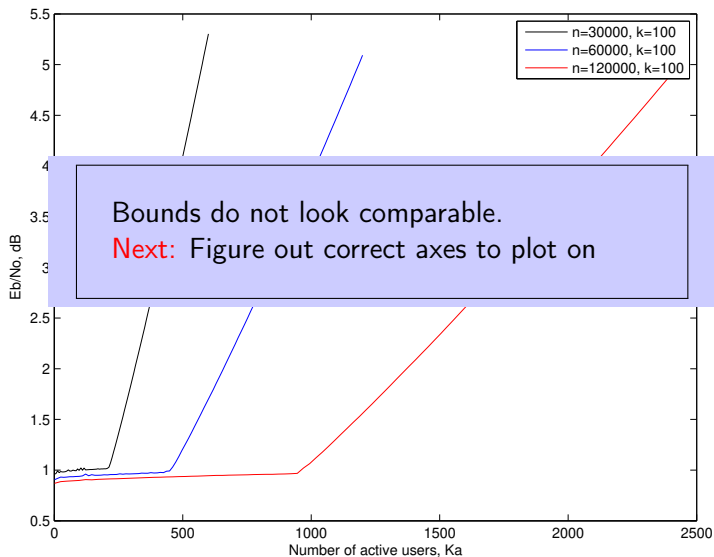
Comparing random coding bound at different n



Comparing random coding bound at different n



Comparing random coding bound at different n



- So far we used axes:

$$K_a \text{ vs } \frac{E_b}{N_0} \triangleq \frac{nP}{2k} .$$

- **Problem:** As n changes there is no “convergence to the limit”.

- So far we used axes:

$$K_a \text{ vs } \frac{E_b}{N_0} \triangleq \frac{nP}{2k} .$$

- **Problem:** As n changes there is no “convergence to the limit”.
- The issue is that we have not defined our quantities correctly. It turns out the key quantities in this problem are:
 - ▶ Effective number of total bits $k_{tot} = \log_2 \left(\frac{M}{K_a} \right) \approx K_a \log_2 \frac{eM}{K_a}$
(total information transmitted)

- So far we used axes:

$$K_a \text{ vs } \frac{E_b}{N_0} \triangleq \frac{nP}{2k} .$$

- **Problem:** As n changes there is no “convergence to the limit”.
- The issue is that we have not defined our quantities correctly. It turns out the key quantities in this problem are:

- ▶ Effective number of total bits $k_{tot} = \log_2 \left(\frac{M}{K_a} \right) \approx K_a \log_2 \frac{eM}{K_a}$
(total information transmitted)
- ▶ \Rightarrow **effective spectral efficiency and energy-per-bit** are

$$\rho \triangleq \frac{k_{tot}}{n}, \quad \left(\frac{E_b}{N_0} \right)_{eff} = \frac{nPK_a}{2k_{tot}}$$

- So far we used axes:

$$K_a \text{ vs } \frac{E_b}{N_0} \triangleq \frac{nP}{2k}.$$

- **Problem:** As n changes there is no “convergence to the limit”.
- The issue is that we have not defined our quantities correctly. It turns out the key quantities in this problem are:

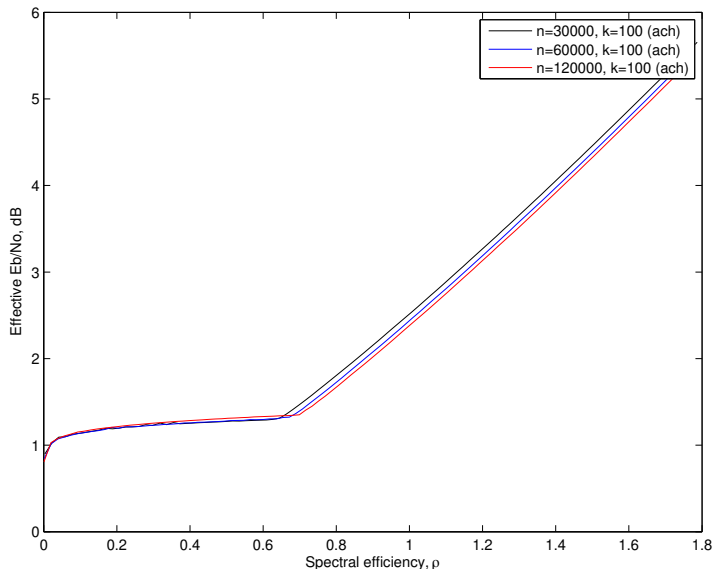
- ▶ Effective number of total bits $k_{tot} = \log_2 \left(\frac{M}{K_a} \right) \approx K_a \log_2 \frac{eM}{K_a}$
(total information transmitted)
- ▶ \Rightarrow effective spectral efficiency and energy-per-bit are

$$\rho \triangleq \frac{k_{tot}}{n}, \quad \left(\frac{E_b}{N_0} \right)_{eff} = \frac{nPK_a}{2k_{tot}}$$

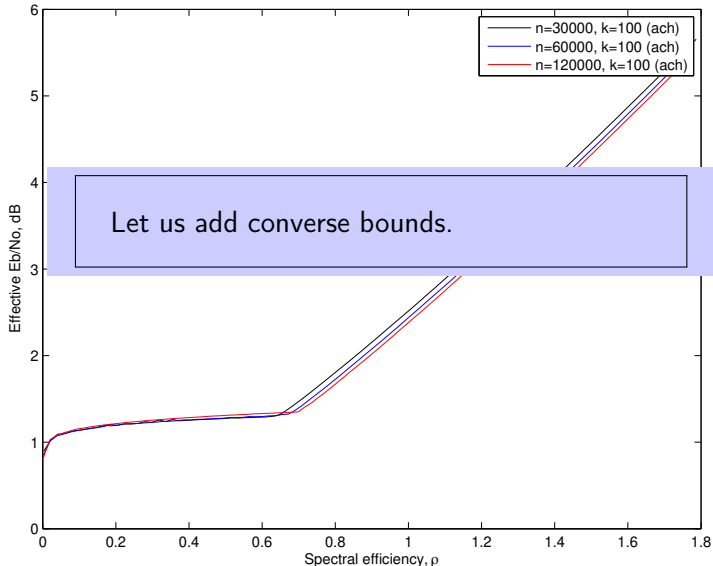
- Let us try replotting in these new axes:

$$\rho \text{ vs } \left(\frac{E_b}{N_0} \right)_{eff}$$

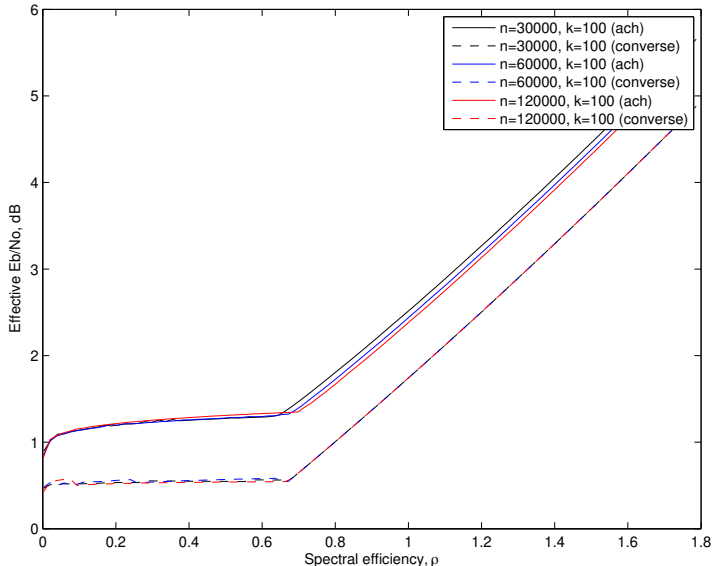
Effective E_b/N_0 vs spectral efficiency: different n ($k = 100$)



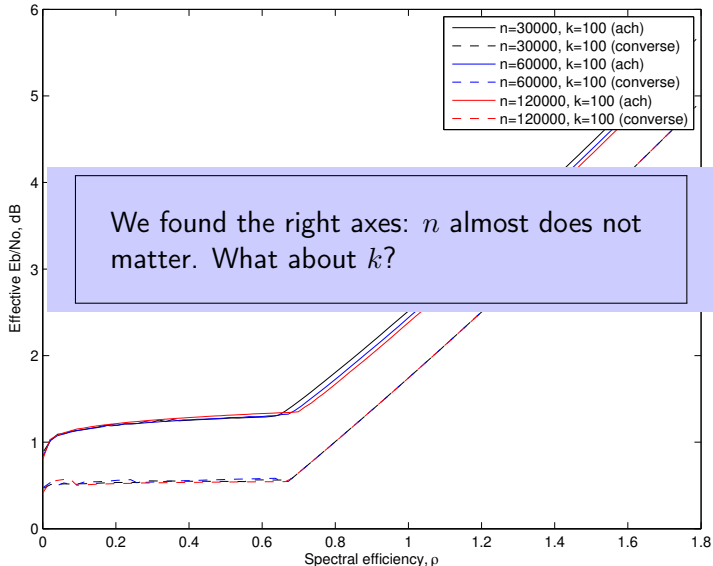
Effective E_b/N_0 vs spectral efficiency: different n ($k = 100$)



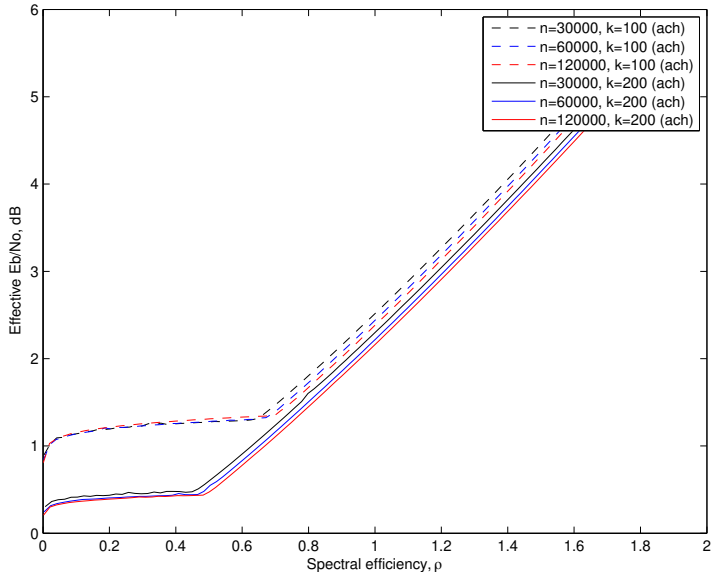
Effective E_b/N_0 vs spectral efficiency: different n ($k = 100$)



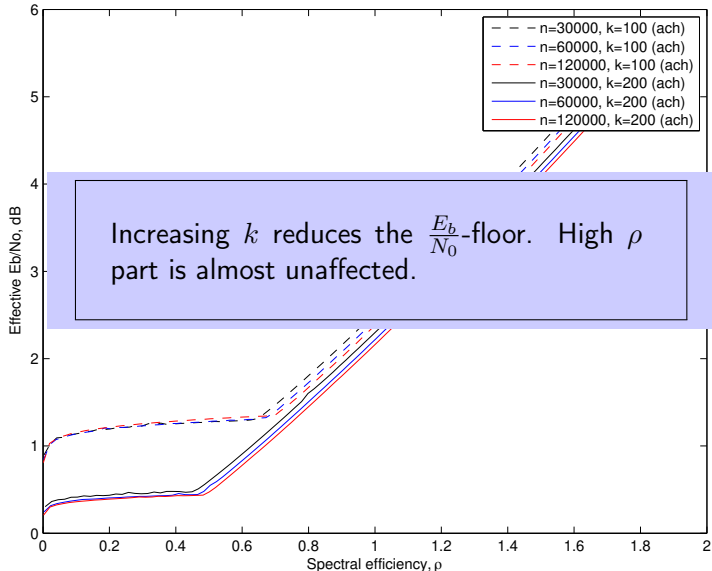
Effective E_b/N_0 vs spectral efficiency: different n ($k = 100$)



Effective E_b/N_0 vs spectral efficiency: different k



Effective E_b/N_0 vs spectral efficiency: different k



- As good info-theorists we should be excited: curves seem to converge to some limit as $n \rightarrow \infty$.

- As good info-theorists we should be excited: curves seem to converge to some limit as $n \rightarrow \infty$.
- To identify this limit, let us notice that our problem is in fact equivalent to support recovery in [compressed sensing](#).

Same-codebook codes = compressed sensing

- UMAC = all users share same codebook
- UMAC = decoder only reconstructs list of messages (i.e. vector $\{0, 1\}^M$ of weight K_a)
- Equivalent to compressed-sensing (CS) [\[Jin-Kim-Rao'11\]](#)

Same-codebook codes = compressed sensing

- UMAC = all users share same codebook
- UMAC = decoder only reconstructs list of messages (i.e. vector $\{0, 1\}^M$ of weight K_a)
- Equivalent to compressed-sensing (CS) [Jin-Kim-Rao'11]
- Let same-codebook (column) vectors be c_1, \dots, c_M .

$$X = (c_1 \mid \cdots \mid c_M)$$

- Let $\beta \in \{0, 1\}^M$ with $\beta_j = 1$ if codeword j was transmitted
- Then the problem is:

$$Y = X\beta + Z, \quad \text{Goal: } \mathbb{E}[\|\beta - \hat{\beta}(Y)\|] \rightarrow \min$$

(linear regression with sparsity $\|\beta\|_0 = K_a$ aka CS).

Same-codebook codes = compressed sensing

- UMAC = all users share same codebook
- UMAC = decoder only reconstructs list of messages (i.e. vector $\{0, 1\}^M$ of weight K_a)
- Equivalent to compressed-sensing (CS) [Jin-Kim-Rao'11]
- Let same-codebook (column) vectors be c_1, \dots, c_M .

$$X = (c_1 \mid \cdots \mid c_M)$$

- Let $\beta \in \{0, 1\}^M$ with $\beta_j = 1$ if codeword j was transmitted
- Then the problem is:

$$Y = X\beta + Z, \quad \text{Goal: } \mathbb{E}[\|\beta - \hat{\beta}(Y)\|] \rightarrow \min$$

(linear regression with sparsity $\|\beta\|_0 = K_a$ aka CS).

- Suppose the entries of X are iid $\mathcal{N}(0, P)$. Then we get **Gaussian random design CS (GCS)**.

Same-codebook codes = compressed sensing

- UMAC = all users share same codebook
- UMAC = decoder only reconstructs list of messages (i.e. vector $\{0, 1\}^M$ of weight K_a)
- Equivalent to compressed-sensing (CS) [Jin-Kim-Rao'11]
- Let same-codebook (column) vectors be c_1, \dots, c_M .

$$X = (c_1 \mid \cdots \mid c_M)$$

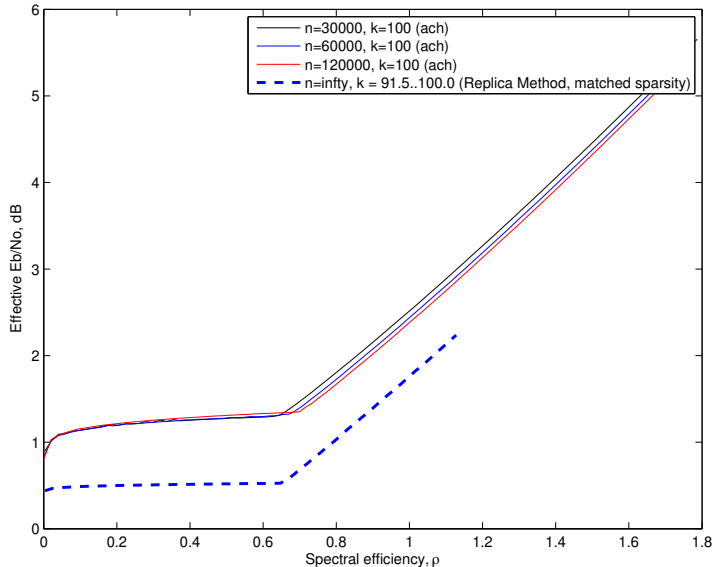
- Let $\beta \in \{0, 1\}^M$ with $\beta_j = 1$ if codeword j was transmitted
- Then the problem is:

$$Y = X\beta + Z, \quad \text{Goal: } \mathbb{E}[\|\beta - \hat{\beta}(Y)\|] \rightarrow \min$$

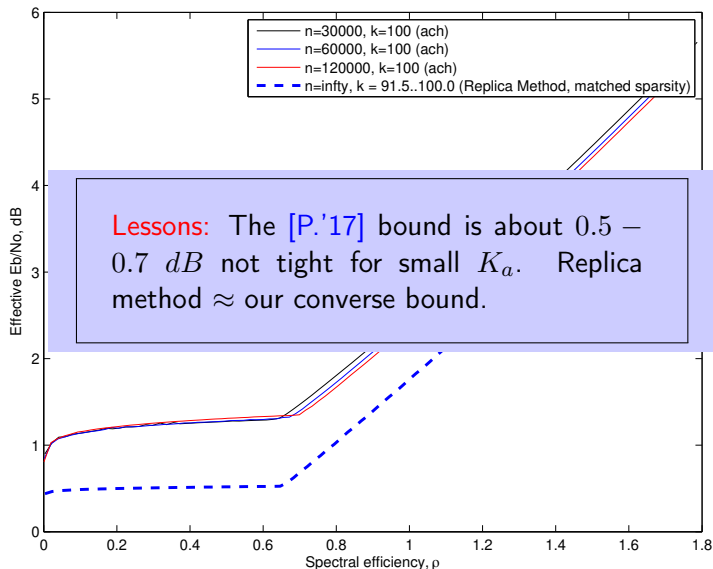
(linear regression with sparsity $\|\beta\|_0 = K_a$ aka CS).

- Suppose the entries of X are iid $\mathcal{N}(0, P)$. Then we get **Gaussian random design CS (GCS)**.
- Fundamental limits of GCS were studied in the limit of $n \rightarrow \infty$ at a fixed aspect ratio $\delta = \frac{n}{M}$ and sparsity $\pi = \frac{K_a}{M}$. The minimal PUPE in this limit is given by **replica method**.

Finite blocklength bound vs. $n = \infty$ asymptotics



Finite blocklength bound vs. $n = \infty$ asymptotics



Extra: replica method⁴

⁴More details in Section V.A of [Kowshik-Polyanskiy, “Fundamental limits of many-user MAC with finite payloads and fading”](#), 2021

- We say that \mathcal{E} is asymptotically achievable **effective** E_b/N_0 at (M_{eff}, μ, ϵ) if $\exists(n, M, K_a, \epsilon)$ RA-code with $M = M_{eff}K_a$, $K_a = \mu n$ and codewords of energy

$$\|c\|_2^2 \leq 2\mathcal{E} \log_2 M_{eff}$$

for all $n \rightarrow \infty$.

- **Asymptotic fundamental limit:** minimal achievable \mathcal{E} , i.e.

$$E_{\infty}^*(M_{eff}, \mu, \epsilon) = \limsup_{n \rightarrow \infty} \frac{\log_2 M}{\log M_{eff}} E_b^*(n, M, K_a, \epsilon)$$

- Recall connection to the compressed sensing.
- Call $E > 0$ feasible at a given ratio p/n and sparsity π if:

$$Y = \sqrt{E}X\beta + Z, \quad Z \sim \mathcal{N}(0, I_n), \beta \in R^p$$

- ▶ Columns of X are of unit energy
- ▶ $\beta \in \{0, 1\}^p$ and $\|\beta\|_0 = \pi p$,
- ▶ $\exists \hat{\beta}(Y, X)$ such that

$$\begin{aligned} \|\hat{\beta}\|_0 &\leq \mu n \quad (\text{FDR}) \\ \|\hat{\beta} - \beta\|_0 &\leq 2\epsilon \|\beta\|_0 \end{aligned}$$

- Then we have $E_\infty^* = \min \frac{E}{2 \log_2 M_{eff}}$

- Recall connection to the compressed sensing.
- Call $E > 0$ feasible at a given ratio p/n and sparsity π if:

$$Y = \sqrt{E}X\beta + Z, \quad Z \sim \mathcal{N}(0, I_n), \beta \in R^p$$

- ▶ Columns of X are of unit energy
- ▶ $\beta \in \{0, 1\}^p$ and $\|\beta\|_0 = \pi p$,
- ▶ $\exists \hat{\beta}(Y, X)$ such that

$$\begin{aligned} \|\hat{\beta}\|_0 &\leq \mu n \quad (\text{FDR}) \\ \|\hat{\beta} - \beta\|_0 &\leq 2\epsilon \|\beta\|_0 \end{aligned}$$

- Then we have $E_\infty^* = \min \frac{E}{2 \log_2 M_{eff}}$
- When $X \stackrel{iid}{\sim} \mathcal{N}(0, 1/n)$ this is well studied in stat. physics.

- Consider a scalar problem:

$$B = \sqrt{E_1}A + N, \quad A \sim \text{Ber}(\pi) \perp\!\!\!\perp N \sim \mathcal{N}(0, 1)$$

- Define $I_1(E_1) = I(A; B)$ and

$$p^*(E_1, \pi) = \min_{\hat{A}} \left\{ \mathbb{P}[A = 0 | \hat{A} = 1] : \mathbb{P}[\hat{A} = 1] = \pi \right\}$$

- It can be seen that p^* is a solution of

$$\sqrt{E_1} = Q^{-1}(p^*) + Q^{-1}\left(\frac{\pi p^*}{1 - \pi}\right).$$

- Consider a scalar problem:

$$B = \sqrt{E_1}A + N, \quad A \sim \text{Ber}(\pi) \perp\!\!\!\perp N \sim \mathcal{N}(0, 1)$$

- Define $I_1(E_1) = I(A; B)$ and

$$p^*(E_1, \pi) = \min_{\hat{A}} \left\{ \mathbb{P}[A = 0 | \hat{A} = 1] : \mathbb{P}[\hat{A} = 1] = \pi \right\}$$

- It can be seen that p^* is a solution of

$$\sqrt{E_1} = Q^{-1}(p^*) + Q^{-1}\left(\frac{\pi p^*}{1 - \pi}\right).$$

- Stat. physics predicts that inference in

$$Y = \sqrt{E}X\beta + Z, \quad X \stackrel{iid}{\sim} \mathcal{N}(0, 1/n), \beta \sim \text{Ber}^{\otimes p}(\pi)$$

is asymptotically equivalent to **a scalar problem** with $E_1 = E\eta$

- $\eta \in [0, 1]$ (the multi-user efficiency) is given as a solution of

$$\eta = \underset{x}{\operatorname{argmin}} \left[\frac{p}{n} I_1(xE) + \frac{1}{2}(x - 1 - \ln x) \right]$$

$$B = \sqrt{\eta E} A + N, \quad A \sim \text{Ber}(\pi) \perp\!\!\!\perp N \sim \mathcal{N}(0, 1)$$

$$Y = \sqrt{E} X \beta + Z, \quad X \stackrel{iid}{\sim} \mathcal{N}(0, 1/n), \beta \sim \text{Ber}^{\otimes p}(\pi)$$

Theorem (Replica formula exact for binary β)

Consider a sequence of random variables

$$V_n = \mathbb{P}[\beta_1 = 1 | Y, X] \in [0, 1]$$

as $p, n \rightarrow \infty$ with $p/n = \text{const.}$ Then

$$V_n \stackrel{(d)}{\rightarrow} \mathbb{P}[A = 1 | B].$$

$$B = \sqrt{\eta E} A + N, \quad A \sim \text{Ber}(\pi) \perp\!\!\!\perp N \sim \mathcal{N}(0, 1)$$

$$Y = \sqrt{E} X \beta + Z, \quad X \stackrel{iid}{\sim} \mathcal{N}(0, 1/n), \beta \sim \text{Ber}^{\otimes p}(\pi)$$

Theorem (Replica formula exact for binary β)

Consider a sequence of random variables

$$V_n = \mathbb{P}[\beta_1 = 1 | Y, X] \in [0, 1]$$

as $p, n \rightarrow \infty$ with $p/n = \text{const.}$ Then

$$V_n \stackrel{(d)}{\rightarrow} \mathbb{P}[A = 1 | B].$$

- Pfister-Reeves and Barbier-Macris have shown that

$$\text{Var}[\beta_1 | Y, X] \rightarrow \text{Var}[A | B]$$

- This is not enough to conclude the proof.

$$B = \sqrt{\eta E} A + N, \quad A \sim \text{Ber}(\pi) \perp\!\!\!\perp N \sim \mathcal{N}(0, 1)$$

$$Y = \sqrt{E} X \beta + Z, \quad X \stackrel{iid}{\sim} \mathcal{N}(0, 1/n), \beta \sim \text{Ber}^{\otimes p}(\pi)$$

Theorem (Replica formula exact for binary β)

Consider a sequence of random variables

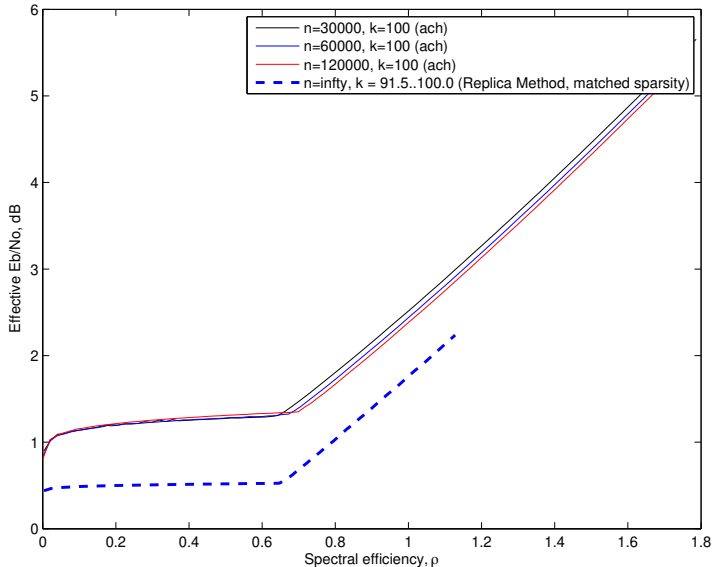
$$V_n = \mathbb{P}[\beta_1 = 1 | Y, X] \in [0, 1]$$

as $p, n \rightarrow \infty$ with $p/n = \text{const.}$ Then

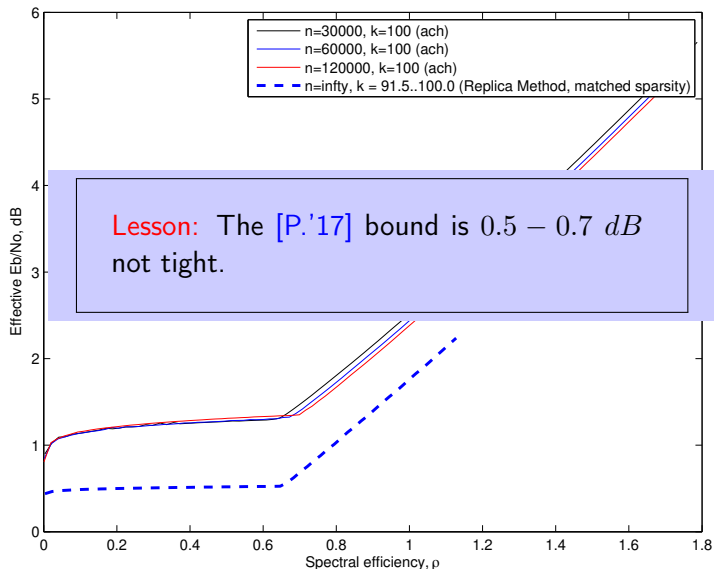
$$V_n \stackrel{(d)}{\rightarrow} \mathbb{P}[A = 1 | B].$$

- Possible to argue indirectly for binary β **only**.
- If we have some sequence $G_n = G_n(Y, X) \in [0, 1]$ s.t.
 $\mathbb{E}[(G_n - \beta_1)^2] \rightarrow \text{Var}[\beta_1 | Y, X]$ then $G_n \stackrel{(d)}{\rightarrow} \mathbb{E}[\beta_1 | Y, X]$.
 For binary, this is $= \mathbb{P}[\beta_1 = 1 | X, Y]$.
- AMP started at true β yields such a G_n . The law of G_n is known to converge to $\mathbb{P}[A = 1 | B]$.

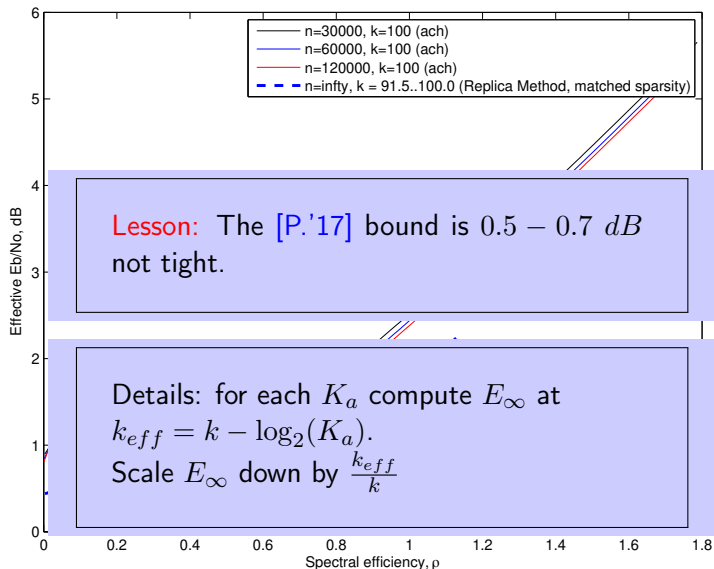
Finite blocklength bound vs. $n = \infty$ asymptotics



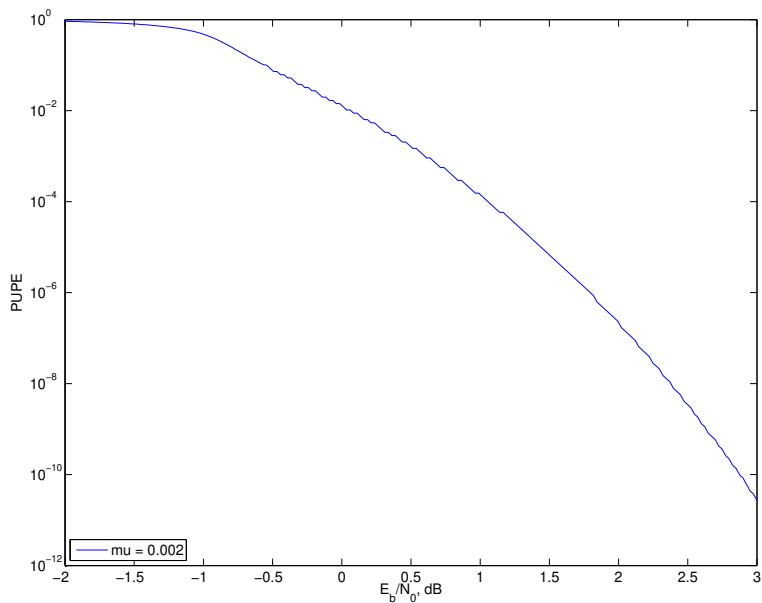
Finite blocklength bound vs. $n = \infty$ asymptotics



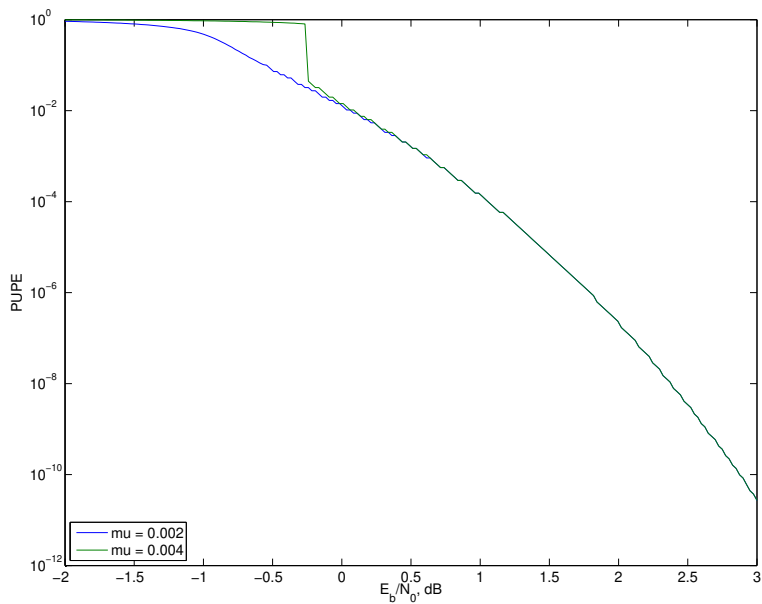
Finite blocklength bound vs. $n = \infty$ asymptotics



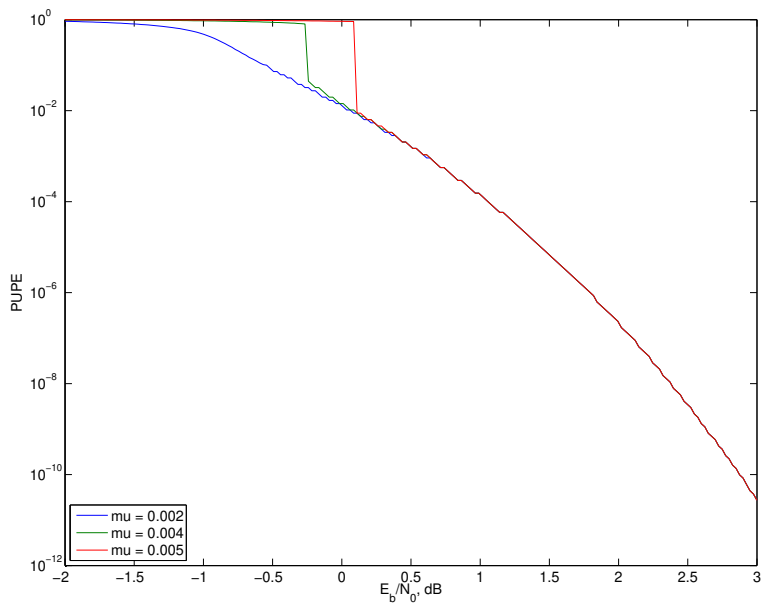
Perfect multi-user interference elimination



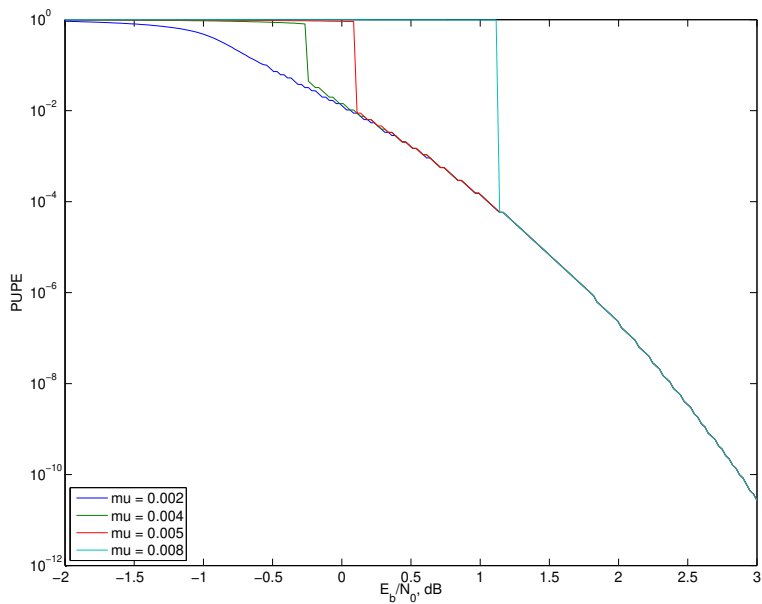
Perfect multi-user interference elimination



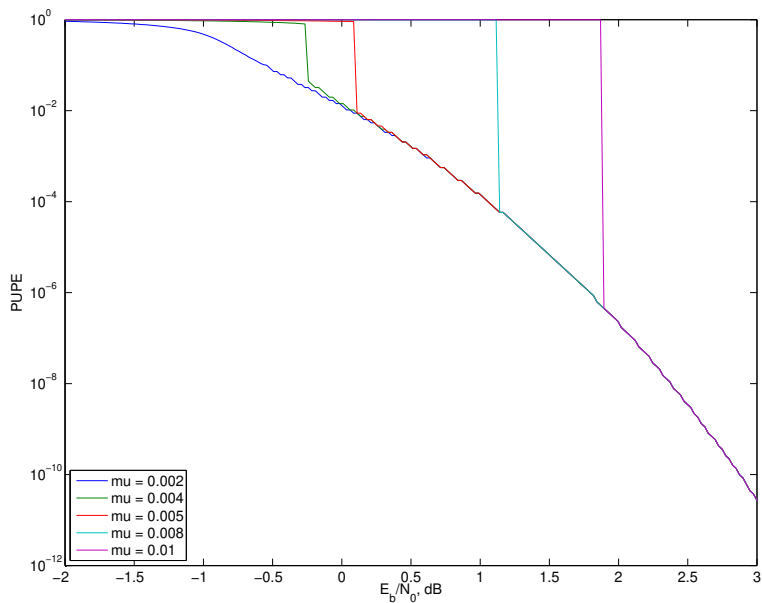
Perfect multi-user interference elimination



Perfect multi-user interference elimination



Perfect multi-user interference elimination



UMAC framework:

- To save battery: sensors sleep all the time, except transmissions.
- ... uncoordinated transmissions.
- Single shot: devices wake up, blast the packet, go back to sleep.
- There exist low E_b/N_0 schemes with high # of users.
- ... but standard ideas (orthogonalize, TIN) lead to sharp E_b/N_0 growth as # users grows.

UMAC framework:

- To save battery: sensors sleep all the time, except transmissions.
- ... uncoordinated transmissions.
- Single shot: devices wake up, blast the packet, go back to sleep.
- There exist low E_b/N_0 schemes with high # of users.
- ... but standard ideas (orthogonalize, TIN) lead to sharp E_b/N_0 growth as # users grows.

Next steps:

- ① Failure of standard coding solutions
- ② Coded Compressed Sensing
- ③ Non-CS methods for UMAC

Supporting 10 users at 1Mbps is much easier than 1M users at 10bps.

More details?

- Polyanskiy, *“A perspective on massive random-access”*, 2017
- Ordentlich, Polyanskiy, *“Low complexity schemes for the random access Gaussian channel,”* 2017
These two papers have the bounds, definitions and simple schemes.
- Kowshik, Polyanskiy, *“Fundamental limits of many-user MAC with finite payloads and fading”*, 2021
Extension to fading channels
- Venkataramanan, Tatikonda, Barron, *“Sparse Regression Codes,”* 2019
SPARCs' section-error-rate is our PUPE, so many results carry over
- Polyanskiy, *“Remarks on massive random access (slides),”* 2020
- Polyanskiy, *“Modern aspects of multiple access for IoT (4 lectures),”* 2018
These two talks contain a lot more details.

T-8: Unsourced Multiple Access (UMAC)

Information Theory and Coding (continued)

Acknowledgements

Key Contributors

- ▶ Vamsi Amalladinne
- ▶ Asit Pradhan
- ▶ Avinash Vem

Support

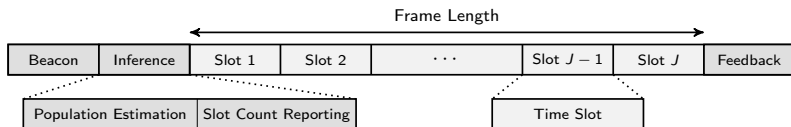
- ▶ This material is based upon work supported, in part, by NSF under Grant No. 1619085.
- ▶ This material is also based upon work support, in part, by Qualcomm Technologies, Inc., through their University Relations Program.

Coding for Unsourced Multiple Access

- ▶ Brief review of coding for the Gaussian MAC (GMAC)
- ▶ Why codes for GMAC cannot be directly used for URA
- ▶ Approaches to designing codes for URA

Uncoordinated MAC frame structure

- ▶ K active devices out of many, many devices



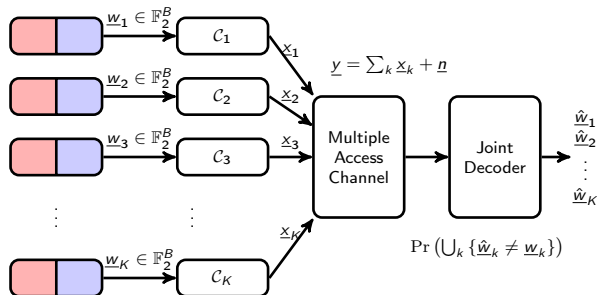
- ▶ Active users know K but do not know the identities of other users
- ▶ Users encode their info and transmit within the Frame
- ▶ Focus is on what happens within the Frame
- ▶ Beacon employed for coarse synchronization
- ▶ Each device may or may not use slots within the frame

Important extensions not covered in detail

- ▶ Fading
- ▶ MIMO/Massive MIMO
- ▶ Synchronization issues

Traditional Gaussian multiple access channel (GMAC)

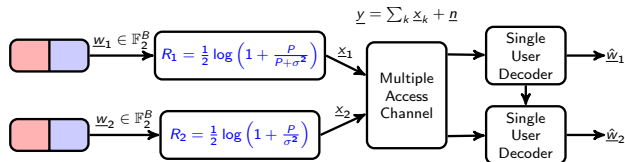
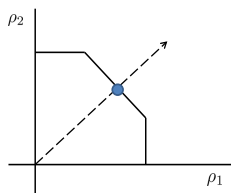
- ▶ K users, each user has a B -bit message (identity + payload)
- ▶ n channel uses



Assumptions

- ▶ User identity is conveyed separately
- ▶ BS coordinates resource allocation to users
- ▶ Codebooks are different but assumed to be known at the decoder

Coding for the traditional GMAC

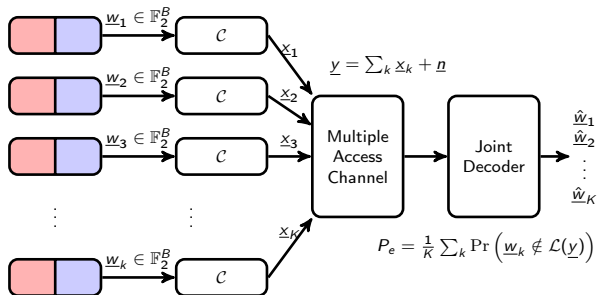


Achieving points on the GMAC region

- ▶ Corner points can be achieved using successive interference cancellation
- ▶ This requires coordination among users
- ▶ Operating at the equal rate point does not require coordination
- ▶ Equal rate point is harder to achieve *without coordination*

Uncoordinated Unsourced MAC

- ▶ K users, each user has a B -bit message
- ▶ n channel uses



Requirements

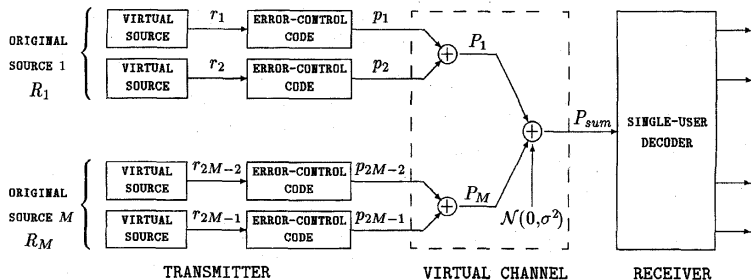
- ▶ User identity is embedded into the payload
- ▶ Resources are *not* allocated based on identity
- ▶ Codebooks are identical - operate at equal rate point

Coding schemes for the equal rate point

- ▶ Rimoldi and Urbanke'96, Rate-splitting + SIC
- ▶ Time/Frequency/Code Division Multiple Access (T/F/CDMA)
- ▶ Ping *et al.* - Interleave division multiple access (IDMA)
- ▶ Yedla, Pfister, N. ' 11 - Spatially coupled LDPC
- ▶ Truhachev, Schlegel - Spatially coupled MA
- ▶ Sasoglu *et al.*'13 - Polar codes for MAC

All these schemes require coordination between users to pick parameters

Rate Splitting - Rimoldi and Urbanke' 96¹



► Rates $r_1, r_2, \dots, r_{2M-2}, r_{2M-1}$ have to be chosen in a coordinated way

¹B. Rimoldi and R. Urbanke, "A Rate Splitting Approach to the Gaussian Multiple Access Channel", *IEEE Tran. Info. Theory*, pp. 364-375, vol. 42, no. 2, 1996

TDMA/FDMA/CDMA

▶ TDMA/FDMA

- Requires coordinated allocation of time/frequency slots
- Without coordination, there will be collisions

▶ Orthogonal CDMA

- Users need to be 'assigned' spreading sequences
- $K_{tot} \gg K$ - spreading sequence length will be too large
- $K_{tot} \approx 10000$, $n = 30000$ and $B = 100$
- Not enough dimensions for coding

Interleave Division Multiple Access ²

- ▶ Each user encodes with the same code & picks a different interleaver
- ▶ Message passing decoding and demodulation
- ▶ Close to capacity performance for small number of users

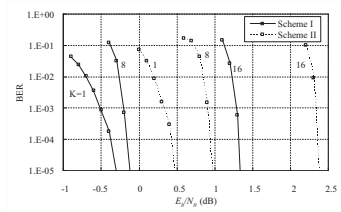
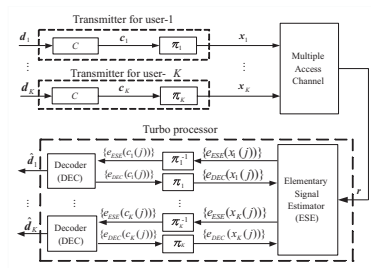


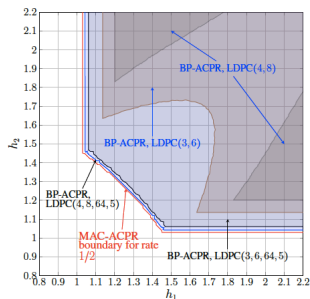
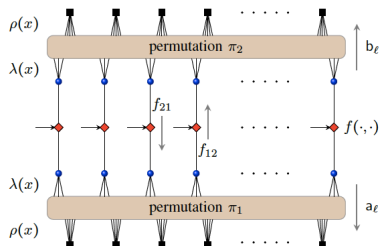
Fig. 7. Performance of IDMA systems based on the turbo-Hadamard code [31] and turbo code over AWGN channels. $N_r = 1$, $It = 30$, $N_{\text{info}} = 4095$ for Scheme I and $N_{\text{info}} = 4096$ for Scheme II.

- ▶ *The interleavers have to be different and known to the receiver*
- ▶ *Performance suffers for large number of users*

²L Ping, L Liu, K Wu, WK Leung, "Interleave Division Multiple Access", IEEE Tran. Wireless Commun, 2006

SC-LDPC for GMAC ³

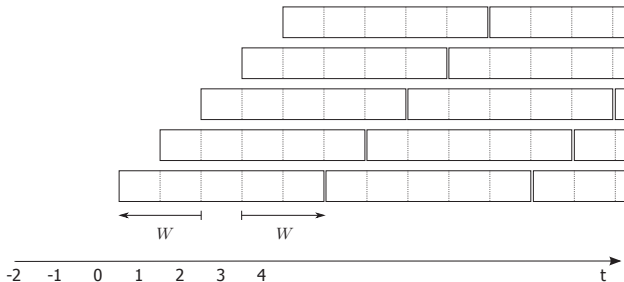
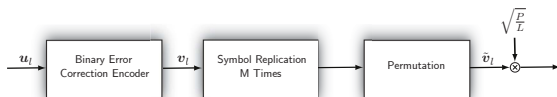
- ▶ Spatially coupled LDPC codes with different interleavers
- ▶ Empirically shown to be universal for MAC



- ▶ *Interleavers need to be chosen in a coordinated manner*
- ▶ *Interleavers need to be known at the receiver*
- ▶ *Not a good solution for short block lengths*

³A. Yedla, H.D. Pfister, K.N, "Universal codes for the Gaussian MAC via spatial coupling", Allerton 2011

Coupling data transmission ⁴



- *Requires coordination to choose offsets*
- *Not a good solution for short block lengths*

⁴D. Truhachev and C. Schlegel, "Multiple access demodulation in the lifted signal graph with spatial coupling", IEEE Tran. Info. Theory, 2012

Polar codes for MAC ⁵

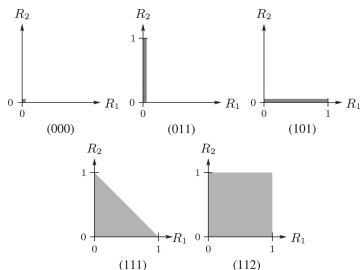
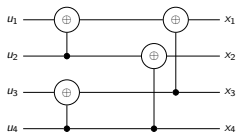
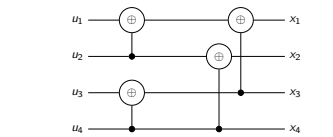


Fig. 1. Capacity regions of the five extremal MACs.

- ▶ Polar codes can be optimized for MAC
- ▶ *Frozen bits have to be chosen in a coordinated fashion*

⁵E. Sasoglu, E. Telatar, E.M. Yeh, "Polar codes for the two-user multiple access channel", IEEE Tran. Info. Theory, 2013

Takeaways

Main points from this part

- ▶ GMAC codes assume some form of coordination
- ▶ GMAC codes have not been optimized for short block lengths, low rates and large number of users
- ▶ GMAC codes need to be modified for UMAC

Rest of the talk - Two main approaches to coding for UMAC

- ▶ *Connections between Compressed Sensing and UMAC*
- ▶ *Modifying codes for GMAC to make them work for UMAC*


Pertinent References

- ▶ Z. Chen, F. Sotrabali, and W. Yu. Sparse Activity Detection for Massive Connectivity. *IEEE Transactions on Signal Processing*, 2018.
- ▶ Z. Chen, F. Sotrabali, Y.-F. Liu, and W. Yu. Covariance Based Joint Activity and Data Detection for Massive Random Access with Massive MIMO. In *International Conference on Communications (ICC)*, Shanghai, China, 2019.
- ▶ A. Decurninge, I. Land, and M. Guillaud. Tensor-Based Modulation for Unsourced Massive Random Access, *IEEE Wireless Communications Letters*, 2021.
- ▶ V. Shyianov, F. Bellili, A. Mezghani, and E. Hossain. Massive Unsourced Random Access Based on Uncoupled Compressive Sensing: Another Blessing of Massive MIMO. *IEEE Journal on Selected Areas in Communications*, 2020.
- ▶ D. Truhachev, M. Bashir, A. Karami, and E. Nassaji. Low-Complexity Coding and Spreading for Unsourced Random Access. *IEEE Communications Letters*, 2020.
- ▶ K. Andreev, E. Marshakov, and A. Frolov. A Polar Code Based TIN-SIC Scheme for the Unsourced Random Access in the Quasi-Static Fading MAC. In *International Symposium on Information Theory (ISIT)*, Los Angeles, CA, USA, 2020.
- ▶ M. Zheng, Y. Wu, and W. Zhang. Polar Coding and Sparse Spreading for Massive Unsourced Random Access. In *Vehicular Technology Conference (VTC)*, Victoria, Canada, 2020. IEEE.
- ▶ T. Li, Y. Wu, M. Zheng, D. Wang, and W. Zhang. SPARC-LDPC Coding for MIMO Massive Unsourced Random Access. In *Global Communications Conference (GLOBECOM)*, Taipei, Taiwan, 2020. IEEE.
- ▶ C. Murthy, Irregular Repetition Slotted Aloha, <https://youtu.be/Xge6KnhQcJQ>

Pertinent References

- ▶ A. Fengler, P. Jung, and G. Caire. Pilot-Based Unsourced Random Access with a Massive MIMO Receiver, MRC and Polar Codes. *arXiv preprint arXiv:2012.03277*, 2020.
- ▶ E. Romanov and O. Ordentlich. On Compressed Sensing of Binary Signals for the Unsourced Random Access Channel. *Entropy*, 2021.
- ▶ A. K. Tanc, and T. M. Duman. Massive Random Access With Trellis-Based Codes and Random Signatures. *IEEE Communications Letters*, 2021.
- ▶ M. J. Ahmadi and T. M. Duman. Random Spreading for Unsourced MAC with Power Diversity. *arXiv preprint arXiv:2104.12186*, 2021.
- ▶ K.-H. Ngo, A. Lancho, G. Durisi, A. Graell i Amat. Massive Uncoordinated Access With Random User Activity. *arXiv preprint arXiv:2103.09721*, 2021.
- ▶ K. Andreev, S. S. Kowshik, A. Frolov, and Y. Polyanskiy. Low Complexity Energy Efficient Random Access Scheme for the Asynchronous Fading MAC. In *Vehicular Technology Conference (VTC)*, Honolulu, Hawaii, USA, 2019. IEEE.
- ▶ U.K. Ganesan, E. Björnson, and E. G. Larsson. An Algorithm for Grant-Free Random Access in Cell-Free Massive MIMO. *arXiv preprint arXiv:2105.10378*, 2021.

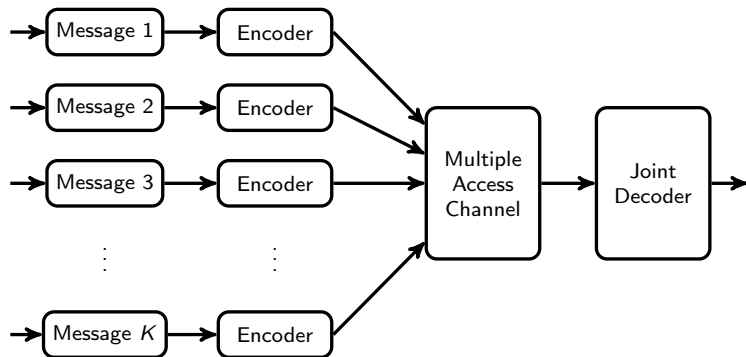
Unsourced Random Access



Section objectives

1. Review connection between unsourced random access and compressed sensing
2. Understand challenges associated with unsourced random access and other sparse recovery problems in exceedingly large dimensional spaces
3. Introduce potential design strategies to address these challenges

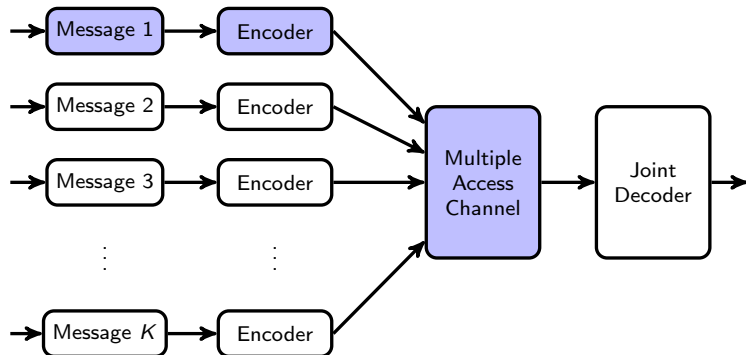
Unsourced Random Access – Encoding Function



Characteristics of URA framework

- ▶ K active devices, each with a B -bit message
- ▶ Multiple access channel

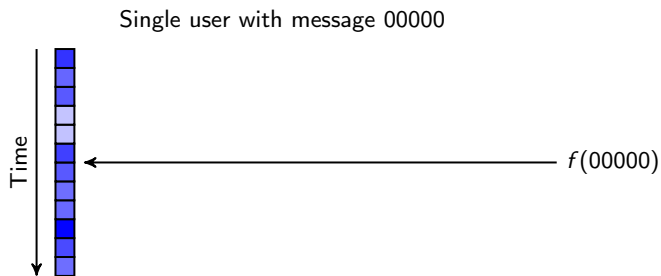
Unsourced Random Access – Encoding Function



Characteristics of URA framework

- ▶ Every device employs the same encoder $f : \{0, 1\}^B \rightarrow \mathbb{R}^n$
- ▶ Decoder must produce an unordered list of messages

Unsourced Random Access – Encoding Function

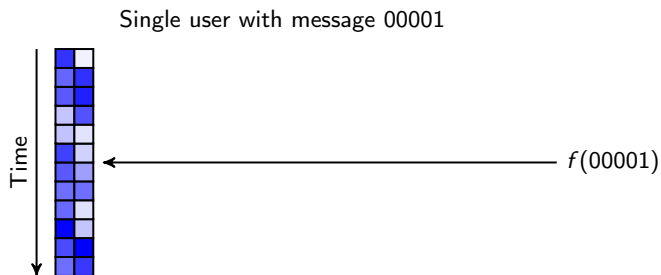


Message Encoding:

$$f : \{0, 1\}^B \mapsto \mathbb{R}^n$$

$$f(\text{binary message}) = \text{signal}$$

Unsourced Random Access – Encoding Function

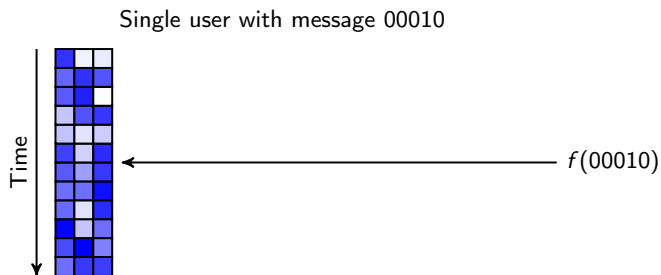


Message Encoding:

$$f : \{0, 1\}^B \mapsto \mathbb{R}^n$$

$$f(\text{binary message}) = \text{signal}$$

Unsourced Random Access – Encoding Function



Message Encoding:

$$f : \{0, 1\}^B \mapsto \mathbb{R}^n$$

$$f(\text{binary message}) = \text{signal}$$

Unsourced Random Access – Encoding Function

Single user with message 00011




Message Encoding:

$$f : \{0, 1\}^B \mapsto \mathbb{R}^n$$

$$f(\text{binary message}) = \text{signal}$$

Unsourced Random Access – Encoding Function

Single user with message 11111

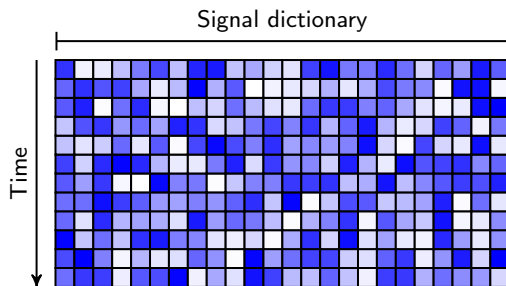


Message Encoding:

$$f : \{0, 1\}^B \mapsto \mathbb{R}^n$$

$$f(\text{binary message}) = \text{signal}$$

Unsourced Random Access – Encoding Function

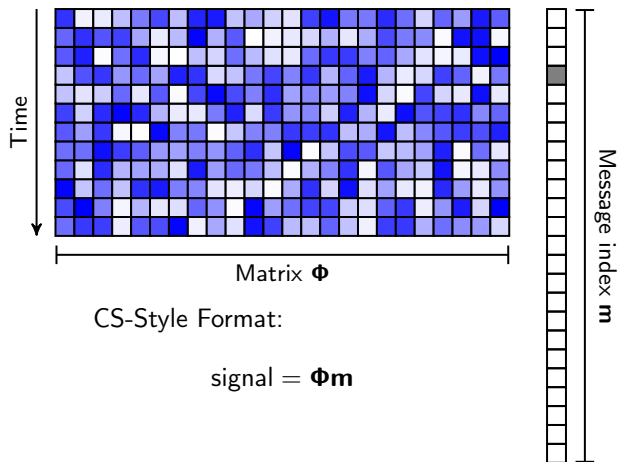


Message Encoding:

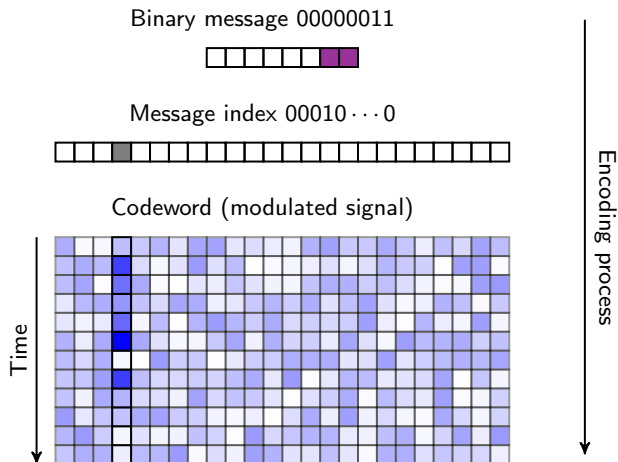
$$f : \{0, 1\}^B \mapsto \mathbb{R}^n$$

$$f(\text{binary message}) = \text{signal}$$

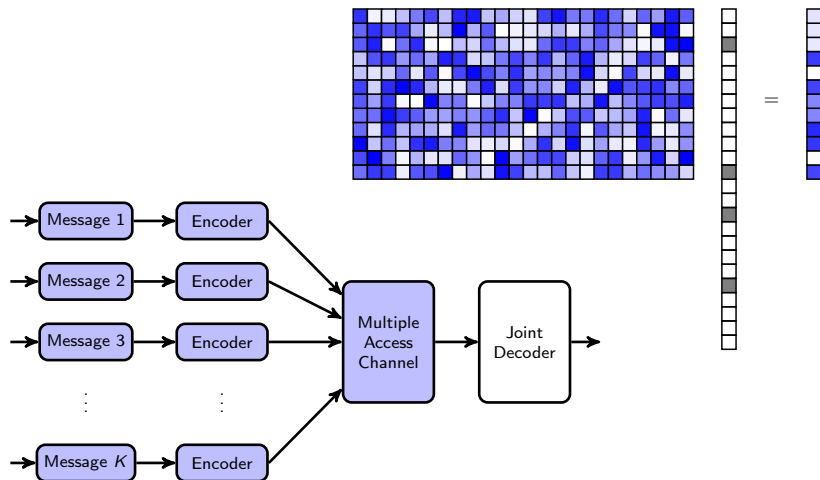
Unsourced Random Access – Index Representation



Unsourced Random Access – Index Representation



Unsourced Random Access – CS Analogy



Abstract CS Challenge


Problem setting

- ▶ Noisy compressed sensing

$$\underline{y} = \Phi \underline{s} + \underline{z}$$

where \underline{s} is K sparse

- ▶ \underline{s} has non-negative integer entries
- ▶ $\Phi.\text{shape} \approx 32,768 \times 2^{128}$
- ▶ \underline{z} is additive Gaussian noise



Performance evaluation

- ▶ Number of mistakes in support recovery normalized by K
- ▶ Related to the per user probability of error in MAC setting

Abstract CS Challenge


Problem setting

- ▶ Noisy compressed sensing

$$\underline{y} = \Phi \underline{s} + \underline{z}$$

where \underline{s} is K sparse

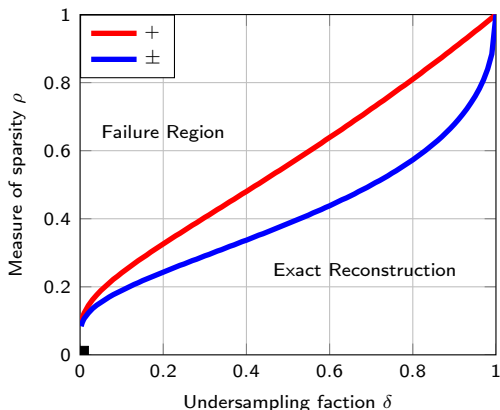
- ▶ \underline{s} has non-negative integer entries
- ▶ $\Phi.\text{shape} \approx 32,768 \times 2^{128}$
- ▶ \underline{z} is additive Gaussian noise



Practical issue

- ▶ Width of sensing matrix is huge
- ▶ Existing CS solvers will not execute at that scale

Matrix Width & Sparsity Undersampling Tradeoff



► Undersampling fraction

$$\delta = \frac{32,768}{2^{128}} = 2^{-113}$$

► Measure of sparsity

$$\rho = \frac{256}{32,768} = 2^{-7}$$

Time-Division Unsourced Random Access

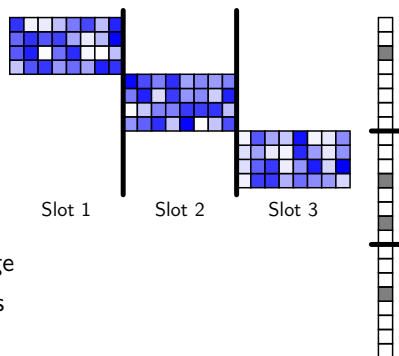
Slot partitioning

- ▶ Observations become

$$\underline{y}_\ell = \Phi_\ell \underline{s}_\ell + \underline{z}_\ell$$

where ℓ is slot label

- ▶ Device gets slot based on message
- ▶ Channel uses divided among slots



Drawbacks

- ▶ Matrices remain wide $2^{128}/L$
- ▶ Devices assigned randomly within slots

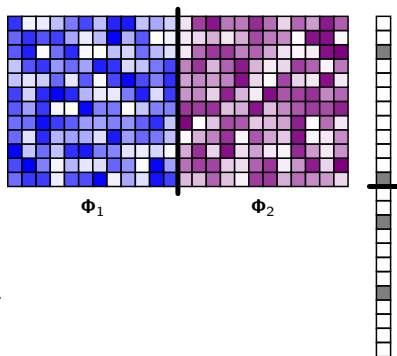
Classical Coding Techniques

Multi-User Coding

- ▶ Matrix becomes codebooks

$$\underline{y} = \Phi_1 \underline{s}_1 + \Phi_2 \underline{s}_2 + \underline{z}$$

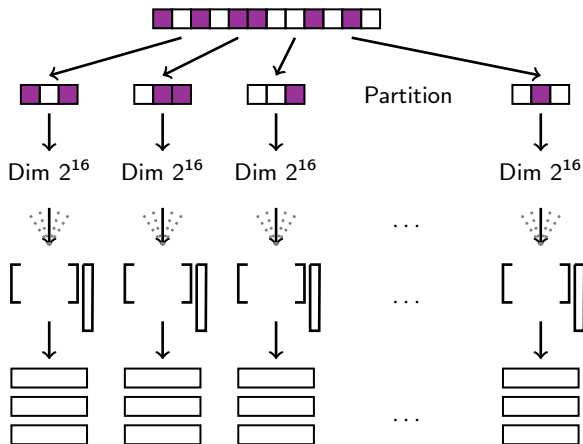
- ▶ Device picks code based on bits
- ▶ Well-studied for single user
- ▶ Fast decoding for large dictionary



Drawbacks

- ▶ Low complexity joint multi-user decoders are not available
- ▶ Devices may collide within codebook selection

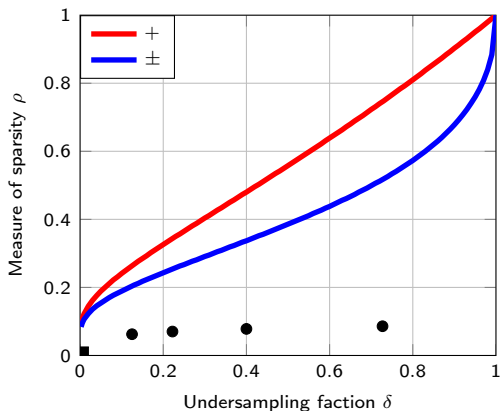
Data Fragmentation



Drawbacks

- ▶ Unordered lists of fragments
- ▶ Need to perform disambiguation

Drastic Reduction in Matrix Width



► Undersampling fraction

$$\delta = \frac{32,768}{L \cdot 2^{\lceil 128/L \rceil}}$$

► Measure of sparsity

$$\rho = \frac{L \cdot 256}{32,768} = \frac{L}{2^7}$$


Section Summary

Problem formulation

- ▶ Noisy compressed sensing

$$\underline{y} = \Phi \underline{s} + \underline{z}$$

- ▶ URA is noisy support recovery
- ▶ Full control over Φ
- ▶ Width of sensing matrix is huge
- ▶ Uncoordinated access produces stochastic binning



Possible URA design strategies

- ▶ Sparsifying collisions
- ▶ Advanced coding and spreading
- ▶ Data fragmentation

Pertinent References

- ▶ Y. Polyanskiy. A perspective on massive random-access. *Proc. Int. Symp. on Information Theory (ISIT)*, 2017.
- ▶ O. Ordentlich and Y. Polyanskiy. Low complexity schemes for the random access Gaussian channel. *Proc. Int. Symp. on Information Theory (ISIT)*, 2017.
- ▶ A. Vem, K. R. Narayanan, J.-F. Chamberland, and J. Cheng. A user-independent successive interference cancellation based coding scheme for the unsourced random access Gaussian channel. *IEEE Trans. on Communications*, 2019.
- ▶ V. K. Amalladinne, J.-F. Chamberland, and K. R. Narayanan. A coded compressed sensing scheme for unsourced multiple access. *IEEE Trans. on Information Theory*, 2020.
- ▶ G. Reeves, M. Gastpar. The sampling rate-distortion tradeoff for sparsity pattern recovery in compressed sensing. *IEEE Trans. on Information Theory*, 2012.

Abstract CS Challenge


Problem setting

- ▶ Noisy compressed sensing

$$\underline{y} = \Phi \underline{s} + \underline{z}$$

where \underline{s} is K sparse

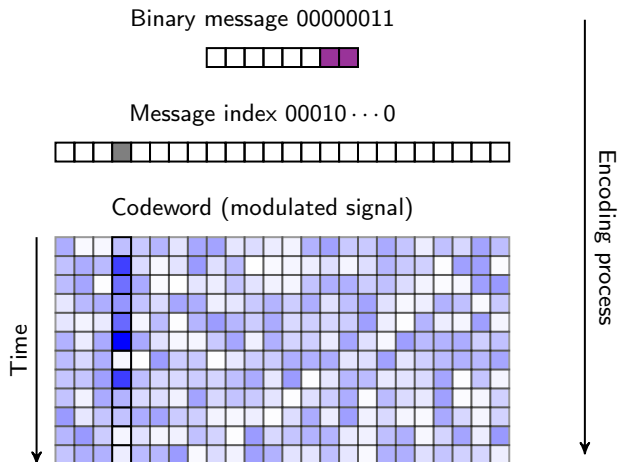
- ▶ \underline{s} has non-negative integer entries
- ▶ $\Phi.\text{shape} \approx 32,768 \times 2^{128}$
- ▶ \underline{z} is additive Gaussian noise



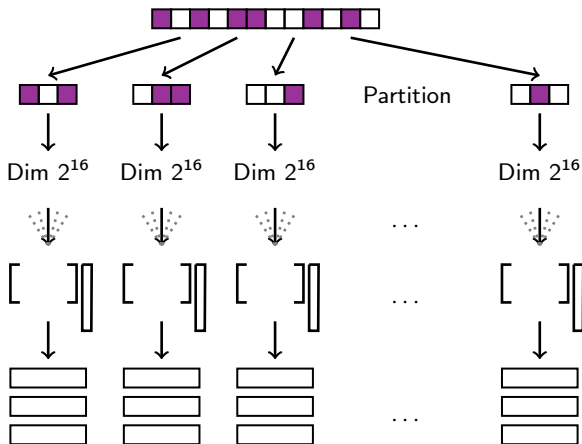
Practical issue and potential direction

- ▶ Width of sensing matrix is huge
- ▶ Undersampling fraction and sparsity are very small

Unsourced Random Access – Index Representation



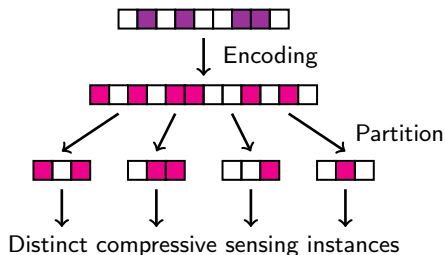
Data Fragmentation



Drawbacks

- ▶ Unordered lists of fragments
- ▶ Need to perform disambiguation

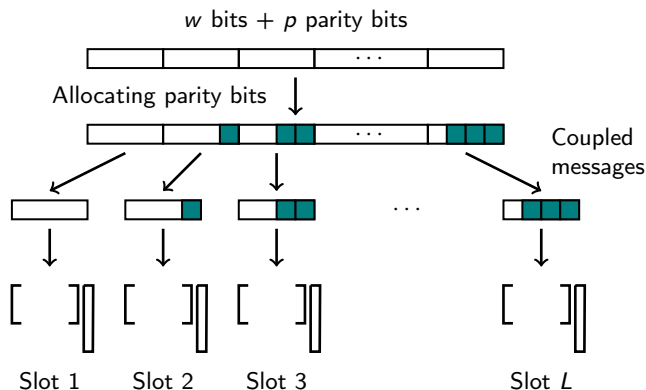
Fragmentation with Disambiguation



Stitching through outer code

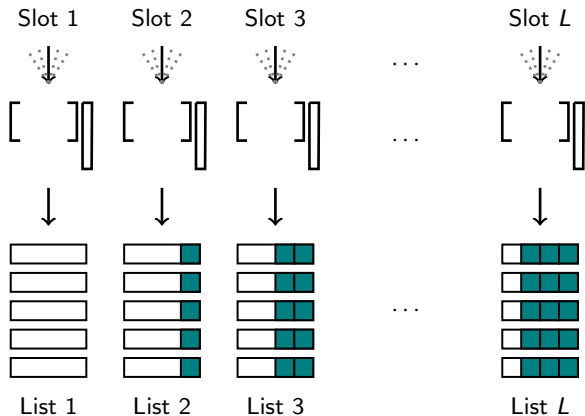
- ▶ Split problem into sub-components suitable for CS framework
- ▶ Get lists of sub-packets, one list for every slot
- ▶ Stitch pieces of one packet together using error correction

Coded Compressive Sensing – Device Perspective




- ▶ Collection of L CS matrices and 1-sparse vectors
- ▶ Each CS generated signal is sent in specific time slot

Coded Compressive Sensing – Multiple Access



- ▶ L instances of CS problem, each solved with non-negative LS
- ▶ Produces L lists of K decoded sub-packets (with parity)
- ▶ Must piece sub-packets together using tree decoder

Coded Compressive Sensing – Understanding Parity Bits



- ▶ Consider binary information vector \underline{w} of length k
- ▶ Systematically encoded using generator matrix \mathbf{G} , with $\mathbf{p} = \underline{w}\mathbf{G}$
- ▶ Suppose alternate vector \underline{w}_r is selected at random from $\{0, 1\}^k$

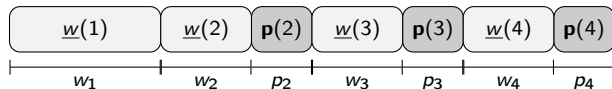
Lemma

Probability that randomly selected information vector \underline{w}_r produces same parity sub-component is given by

$$\Pr(\mathbf{p} = \mathbf{p}_r) = 2^{-\text{rank}(\mathbf{G})}$$

Proof: $\{\mathbf{p} = \mathbf{p}_r\} = \{\underline{w}\mathbf{G} = \underline{w}_r\mathbf{G}\} = \{\underline{w} + \underline{w}_r \in \text{nullspace}(\mathbf{G})\}$

Coded Compressive Sensing – General Parity Bits



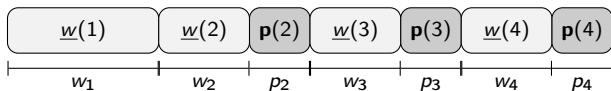
- ▶ True vector $(\underline{w}_{i_1}(1), \underline{w}_{i_1}(2), \underline{w}_{i_1}(3), \underline{w}_{i_1}(4))$
- ▶ Consider alternate vector with information sub-block $(\underline{w}_{i_1}(1), \underline{w}_{i_2}(2), \underline{w}_{i_3}(3), \underline{w}_{i_4}(4))$ pieced from lists
- ▶ To survive stage 4, candidate vector must fulfill parity equations

$$(\underline{w}_{i_1}(1) - \underline{w}_{i_2}(1)) \begin{bmatrix} \mathbf{G}_{1,2} \end{bmatrix} = \mathbf{0}$$

$$(\underline{w}_{i_1}(1) - \underline{w}_{i_3}(1), \underline{w}_{i_2}(2) - \underline{w}_{i_3}(2)) \begin{bmatrix} \mathbf{G}_{1,3} \\ \mathbf{G}_{2,3} \end{bmatrix} = \mathbf{0}$$

$$(\underline{w}_{i_1}(1) - \underline{w}_{i_4}(1), \underline{w}_{i_2}(2) - \underline{w}_{i_4}(2), \underline{w}_{i_3}(3) - \underline{w}_{i_4}(3)) \begin{bmatrix} \mathbf{G}_{1,4} \\ \mathbf{G}_{2,4} \\ \mathbf{G}_{3,4} \end{bmatrix} = \mathbf{0}$$

Coded Compressive Sensing – General Parity Bits



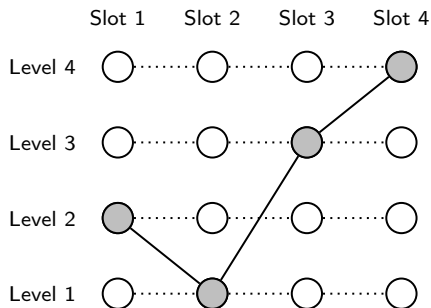
- ▶ When indices are not repeated in $(\underline{w}_{i_1}(1), \underline{w}_{i_2}(2), \underline{w}_{i_3}(3), \underline{w}_{i_4}(4))$, probability is governed by

$$\text{rank} \left(\begin{bmatrix} \mathbf{G}_{1,2} & \mathbf{G}_{1,3} & \mathbf{G}_{1,4} \\ \mathbf{0} & \mathbf{G}_{2,3} & \mathbf{G}_{2,4} \\ \mathbf{0} & \mathbf{0} & \mathbf{G}_{3,4} \end{bmatrix} \right)$$

- ▶ But, when indices are repeated, sub-blocks may disappear

$$\text{rank} \left(\begin{bmatrix} \mathbf{G}_{1,2} \mathbf{1}_{\{i_2 \neq i_1\}} & \mathbf{G}_{1,3} \mathbf{1}_{\{i_3 \neq i_1\}} & \mathbf{G}_{1,4} \mathbf{1}_{\{i_4 \neq i_1\}} \\ \mathbf{0} & \mathbf{G}_{2,3} \mathbf{1}_{\{i_3 \neq i_2\}} & \mathbf{G}_{2,4} \mathbf{1}_{\{i_4 \neq i_2\}} \\ \mathbf{0} & \mathbf{0} & \mathbf{G}_{3,4} \mathbf{1}_{\{i_4 \neq i_3\}} \end{bmatrix} \right)$$

Candidate Paths and Bell Numbers

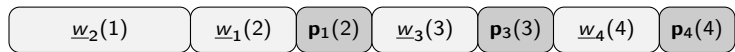


Probability that wrong path is consistent with parities is

$$\Pr(\mathbf{p} = \mathbf{p}_r) = 2^{-\text{rank}(\mathbf{G})}$$

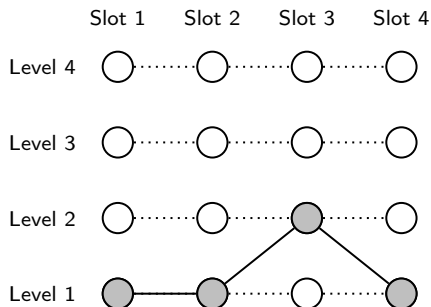
where

$$\mathbf{G} = \begin{bmatrix} \mathbf{G}_{1,2} & \mathbf{G}_{1,3} & \mathbf{G}_{1,4} \\ \mathbf{0} & \mathbf{G}_{2,3} & \mathbf{G}_{2,4} \\ \mathbf{0} & \mathbf{0} & \mathbf{G}_{3,4} \end{bmatrix}$$



When Levels Do NOT Repeat

Candidate Paths and Bell Numbers

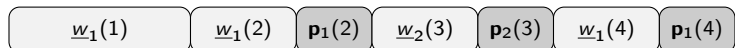


Probability that wrong path is consistent with parities is

$$\Pr(\mathbf{p} = \mathbf{p}_r) = 2^{-\text{rank}(\mathbf{G})}$$

where

$$\mathbf{G} = \begin{bmatrix} \mathbf{0} & \mathbf{G}_{1,3} & \mathbf{0} \\ \mathbf{0} & \mathbf{G}_{2,3} & \mathbf{0} \\ \mathbf{0} & \mathbf{0} & \mathbf{G}_{3,4} \end{bmatrix}$$

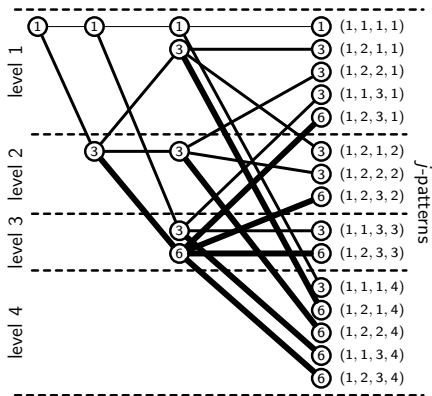


When Levels Repeat

Bell Numbers and j -patterns

Integer Sequences

- ▶ K^L paths
- ▶ Reduce complexity through equivalence
- ▶ Online Encyclopedia of Integer Sequences (OEIS) A000110
- ▶ Bell numbers grow rapidly
- ▶ Hard to compute expected number of surviving paths



Need Approximation

Allocating Parity Bits (approximation)

- ▶ ρ_ℓ : # parity bits in sub-block $\ell \in 2, \dots, L$,
- ▶ P_ℓ : # erroneous paths that survive stage $\ell \in 2, \dots, L$,
- ▶ Complexity C_{tree} : # nodes on which parity check constraints verified

Expressions for $\mathbb{E}[P_\ell]$ and C_{tree}

- ▶ $P_\ell | P_{\ell-1} \sim B((P_{\ell-1} + 1)K - 1, \rho_\ell)$, $\rho_\ell = 2^{-P_\ell}$, $q_\ell = 1 - \rho_\ell$

$$\begin{aligned}\mathbb{E}[P_\ell] &= \mathbb{E}[\mathbb{E}[P_\ell | P_{\ell-1}]] \\ &= \mathbb{E}[\rho_\ell ((P_{\ell-1} + 1)K - 1)] \\ &= \rho_\ell K \mathbb{E}[P_{\ell-1}] + \rho_\ell (K - 1) \\ &= \sum_{r=1}^{\ell} K^{\ell-r} (K - 1) \prod_{j=r}^{\ell} \rho_j\end{aligned}$$

- ▶ $C_{\text{tree}} = K + \sum_{\ell=2}^{L-1} [(P_\ell + 1)K]$
- ▶ $\mathbb{E}[C_{\text{tree}}]$ can be computed using the expression for $\mathbb{E}[P_\ell]$

Optimization of Parity Lengths

- ▶ p_ℓ : # parity bits in sub-block $\ell \in 2, \dots, L$,
- ▶ P_ℓ : # erroneous paths that survive stage $\ell \in 2, \dots, L$,

Relaxed geometric programming optimization

$$\underset{(p_2, \dots, p_L)}{\text{minimize}} \quad \mathbb{E}[C_{\text{tree}}]$$

$$\text{subject to} \quad \Pr(P_L \geq 1) \leq \varepsilon_{\text{tree}} \quad \text{Erroneous paths}$$

$$\sum_{\ell=2}^L p_\ell = M - B \quad \text{Total \# parity bits}$$

$$p_\ell \in \{0, \dots, N/L\} \quad \forall \ell \in 2, \dots, L \quad \text{Integer constraints}$$

- ▶ Solved using standard convex solver, e.g., CVX

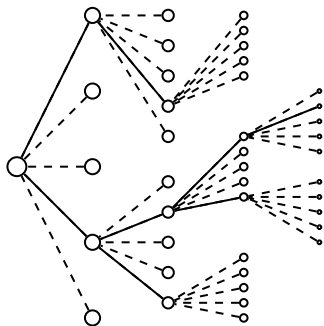
Choice of Parity Lengths

- $K = 200$, $L = 11$, $N/L = 15$

$\varepsilon_{\text{tree}}$	$\mathbb{E}[C_{\text{tree}}]$	Parity Lengths p_2, \dots, p_L
0.006	Infeasible	Infeasible
0.0061930	3.2357×10^{11}	0, 0, 0, 0, 15, 15, 15, 15, 15, 15
0.0061931	3357300	0, 3, 8, 8, 8, 8, 10, 15, 15, 15
0.0061932	1737000	0, 4, 8, 8, 8, 8, 9, 15, 15, 15
0.0061933	926990	0, 5, 8, 8, 8, 8, 8, 15, 15, 15
0.0061935	467060	1, 8, 8, 8, 8, 8, 8, 11, 15, 15
0.0062	79634	1, 8, 8, 8, 8, 8, 8, 11, 15, 15
0.007	7357.8	6, 8, 8, 8, 8, 8, 8, 13, 15
0.008	6152.7	7, 8, 8, 8, 8, 8, 8, 12, 15
0.02	5022.9	6, 8, 8, 9, 9, 9, 9, 9, 14
0.04	4158	7, 8, 8, 9, 9, 9, 9, 9, 13
0.6378	3066.3	9, 9, 9, 9, 9, 9, 9, 9, 9

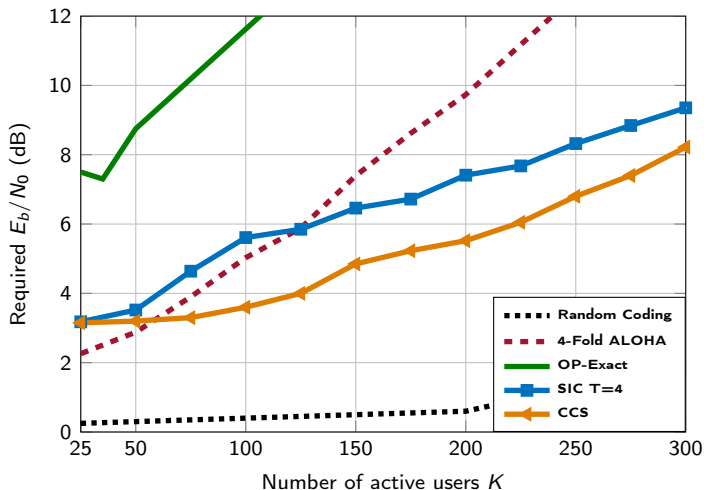
Choice of Parity Lengths

- $K = 200$, $L = 11$, $N/L = 15$



Parity Lengths p_2, \dots, p_L
0, 0, 0, 0, 15, 15, 15, 15, 15, 15
0, 3, 8, 8, 8, 8, 10, 15, 15, 15
0, 4, 8, 8, 8, 8, 9, 15, 15, 15
0, 5, 8, 8, 8, 8, 8, 15, 15, 15
1, 8, 8, 8, 8, 8, 8, 11, 15, 15
1, 8, 8, 8, 8, 8, 8, 11, 15, 15
6, 8, 8, 8, 8, 8, 8, 8, 13, 15
7, 8, 8, 8, 8, 8, 8, 8, 12, 15
6, 8, 8, 9, 9, 9, 9, 9, 14
7, 8, 8, 9, 9, 9, 9, 9, 13
9, 9, 9, 9, 9, 9, 9, 9, 9

Performance of CCS and Previous Schemes



Leveraging CCS Framework

CHIRRUP: a practical algorithm for unsourced multiple access

Robert Calderbank, Andrew Thompson

(Submitted on 2 Nov 2018)

Unsourced multiple access abstracts grantless simultaneous communication of a large number of devices (messages) each of which transmits (is transmitted) infrequently. It provides a model for machine-to-machine communication in the Internet of Things (IoT), including the special case of radio-frequency identification (RFID), as well as neighbor discovery in ad hoc wireless networks. This paper presents a fast algorithm for unsourced multiple access that scales to 2^{100} devices (arbitrary 100 bit messages). The primary building block is multiuser detection of binary chirps which are simply codewords in the second order Reed Muller code. The chirp detection algorithm originally presented by Howard et al. is enhanced and integrated into a peeling decoder designed for a patching and slotting framework. In terms of both energy per bit and number of transmitted messages, the proposed algorithm is within a factor of 2 of state of the art approaches. A significant advantage of our algorithm is its computational efficiency. We prove that the worst-case complexity of the basic chirp reconstruction algorithm is $\mathcal{O}[nK(\log_2 n + K)]$, where n is the codeword length and K is the number of active users, and we report computing times for our algorithm. Our performance and computing time results represent a benchmark against which other practical algorithms can be measured.

Subjects: **Signal Processing** [eess.SP]

Cite as: [arXiv:1811.00879](https://arxiv.org/abs/1811.00879) [eess.SP]

(or [arXiv:1811.00879v1](https://arxiv.org/abs/1811.00879v1) [eess.SP] for this version)

Submission history

From: Andrew Thompson [[view email](#)]

[v1] Fri, 2 Nov 2018 14:25:46 UTC (470 KB)

[Which authors of this paper are endorsers?](#) | [Disable MathJax](#) ([What is MathJax?](#))

- ▶ Hadamard matrix based compressing scheme + CSS
- ▶ Ultra-low complexity decoding algorithm

S. D. Howard, A. R. Calderbank, S. J. Searle. *A Fast Reconstruction Algorithm for Deterministic Compressive Sensing using Second Order Reed-Muller Codes*. CISS 2008

Example: CHIRRAP

- ▶ Sensing matrix based on 2nd-order Reed-Muller functions,

$$\phi_{R,b}(a) = \frac{(-1)^{\text{wt}(b)}}{\sqrt{2^m}} i^{(2b+Ra)^T a}$$

R is binary symmetric matrix with zeros on diagonal, wt represent weight, and $i = \sqrt{-1}$

- ▶ Every column of form

$$\underline{x}_{R,b} = \begin{bmatrix} \phi_{R,b}([0]_2) \\ \phi_{R,b}([1]_2) \\ \vdots \\ \phi_{R,b}([2^m - 1]_2) \end{bmatrix}$$

$[\cdot]_2$ is integer expressed in radix of 2

- ▶ Information encoded into R and b
- ▶ **Fast recovery:** Inner-products, Hadamard project onto Walsh basis, get R row column at a time, dechirp, Hadamard project to b

Enhanced Coded Compressed Sensing

An enhanced decoding algorithm for coded compressed sensing

Vamsi K. Amalladinne, Jean-Francois Chamberland, Krishna R. Narayanan

Coded compressed sensing is an algorithmic framework tailored to sparse recovery in very large dimensional spaces. This framework is originally envisioned for the unresourced multiple access channel, a wireless paradigm attuned to machine-type communications. Coded compressed sensing uses a divide-and-conquer approach to break the sparse recovery task into sub-components whose dimensions are amenable to conventional compressed sensing solvers. The recovered fragments are then stitched together using a low complexity decoder. This article introduces an enhanced decoding algorithm for coded compressed sensing where fragment recovery and the stitching process are executed in tandem, passing information between them. This novel scheme leads to gains in performance and a significant reduction in computational complexity. This algorithmic opportunity stems from the realization that the parity structure inherent to coded compressed sensing can be used to dynamically restrict the search space of the subsequent recovery algorithm.

Comments: Submitted to ICASSP2020

Subjects: **Information Theory (cs.IT)**; Signal Processing (eess.SP)

Cite as: [arXiv:1910.09704](https://arxiv.org/abs/1910.09704) [cs.IT]

(or [arXiv:1910.09704v1](https://arxiv.org/abs/1910.09704v1) [cs.IT] for this version)

Bibliographic data

[\[Enable Bibex \(What is Bibex?\)\]](#)

Submission history

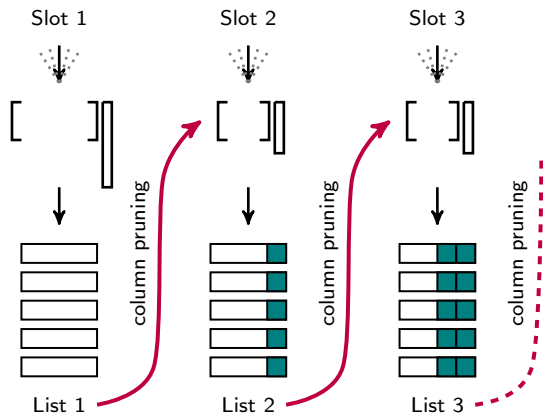
From: Vamsi Amalladinne [\[view email\]](#)

[v1] Tue, 22 Oct 2019 00:17:37 UTC (65 KB)

Leverage algorithmic opportunity

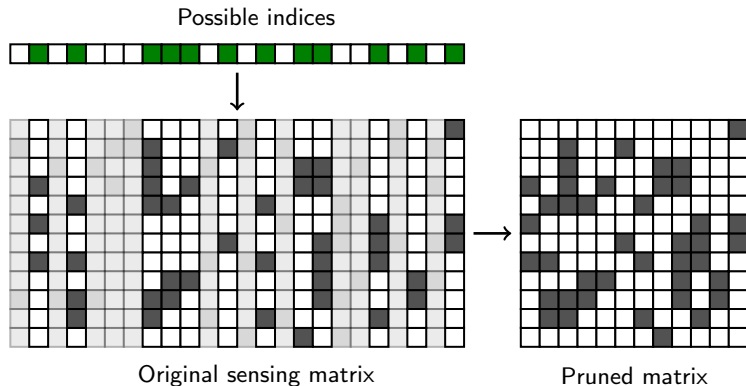
- ▶ Extending CCS framework by integrating tree code
- ▶ Decisions at early stages inform later parts
- ▶ Algorithmic performance improvements

Coded Compressive Sensing with Column Pruning



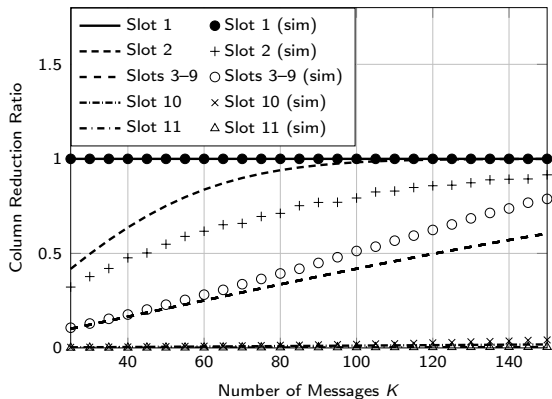
- ▶ Active partial paths determine possible parity patterns
- ▶ Admissible indices for next slot determined by possible parities
- ▶ Inadmissible columns can be pruned before CS algorithm

Coded Compressive Sensing with Column Pruning



- ▶ For K small, width of sensing matrix is greatly reduced
- ▶ Actual sensing matrix is determined dynamically at run time
- ▶ Complexity of CS algorithm becomes much smaller

Expected Column Reduction Ratio



- Parity allocation parameters, with $w_\ell + p_\ell = 15$,

$$(p_1, p_2, \dots, p_{10}) = (6, 8, 8, 8, 8, 8, 8, 8, 13, 15)$$

- Pruning is more pronounced at later stages
- Effective width of sensing matrix is greatly reduced

Leveraging CCS Framework

Non-Bayesian Activity Detection, Large-Scale Fading Coefficient Estimation, and Unsourced Random Access with a Massive MIMO Receiver

Alexander Fengler, Saeid Haghghatshoar, Peter Jung, Giuseppe Caire

In this paper, we study the problem of user activity detection and large-scale fading coefficient estimation in a random access wireless uplink with a massive MIMO base station with a large number M of antennas and a large number of wireless single-antenna devices (users). We consider a block fading channel model where the M -dimensional channel vector of each user remains constant over a coherence block containing L signal dimensions in time-frequency. In the considered setting, the number of potential users K_{tot} is much larger than L but at each time slot only $K_u \ll K_{\text{tot}}$ of them are active. Previous results, based on compressed sensing, require that $K_u \leq L$, which is a bottleneck in massive deployment scenarios such as Internet-of-Things and unsourced random access. In this work we show that such limitation can be overcome when the number of base station antennas M is sufficiently large. We also provide two algorithms. One is based on Non-Negative Least-Squares, for which the above scaling result can be rigorously proved. The other consists of a low-complexity iterative componentwise minimization of the likelihood function of the underlying problem. Finally, we use the proposed approximated ML algorithm as the decoder for the inner code in a concatenated coding scheme for unsourced random access, where all users make use of the same codebook, and the massive MIMO base station must come up with the list of transmitted messages irrespectively of the identity of the transmitters. We show that reliable communication is possible at any E_b/N_0 provided that a sufficiently large number of base station antennas is used, and that a sum spectral efficiency in the order of $\mathcal{O}(L \log(L))$ is achievable.

Comments: 50 pages, 8 figures, submitted to IEEE Trans. Inf. Theory

Subjects: **Information Theory (cs.IT)**

Cite as: [arXiv:1910.11266 \[cs.IT\]](https://arxiv.org/abs/1910.11266)

(or [arXiv:1910.11266v1 \[cs.IT\]](https://arxiv.org/abs/1910.11266v1) for this version)

Bibliographic data

[\[Enable Bibex \(What is Bibex?\)\]](#)

Submission history

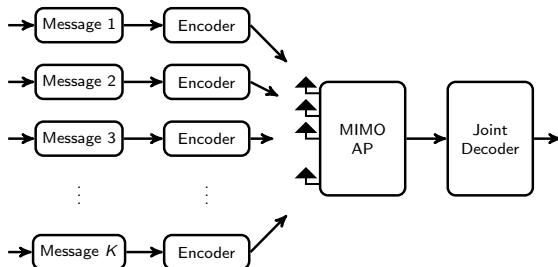
From: Alexander Fengler [\[view email\]](#)

[v1] Thu, 24 Oct 2019 16:32:30 UTC (661 KB)

[Which authors of this paper are endorsers?](#) | [Disable MathJax \(What is MathJax?\)](#)

- ▶ Activity detection in random access
- ▶ Massive MIMO Receiver

Massive MIMO-URA



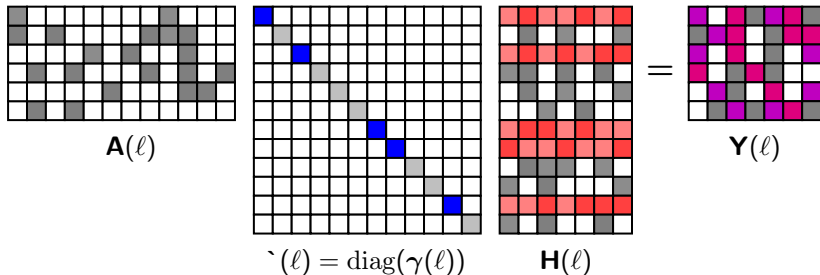
Signal model

- ▶ Signal received at time instant t with slot ℓ

$$\underline{y}(t, \ell) = \sum_{k=1}^K \underline{x}_k(t, \ell) \mathbf{h}_k(\ell) + \underline{z}(t, \ell)$$

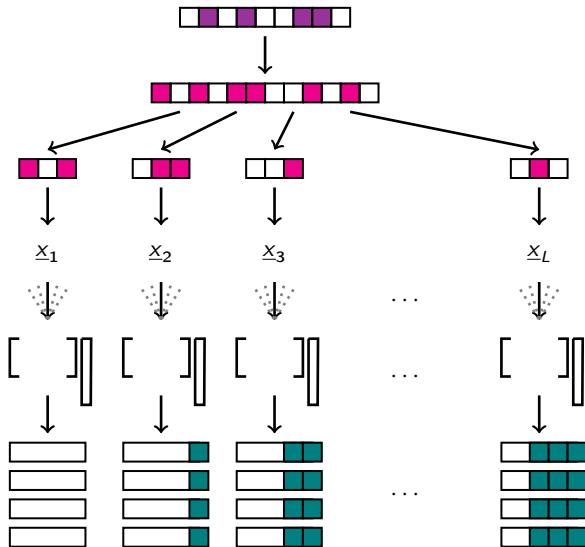
- ▶ Number of receive antennas $M \gg 1$
- ▶ Block fading – channel does not change within CCS slot
- ▶ Spatial correlation negligible – $\mathbf{h}_k(\ell) \sim \mathcal{CN}(0, \mathbf{I}_M)$

Multiple Measurement Vector – CS Interpretation



- ▶ Received signal during slot ℓ : $\mathbf{Y}(\ell) = \mathbf{A}(\ell) \hat{\lambda}(\ell) \mathbf{H}(\ell) + \mathbf{Z}(\ell)$
- ▶ Column $\mathbf{y}_i(\ell)$ of $\mathbf{Y}(\ell)$ is the signal received at antenna i during slot ℓ
- ▶ $\mathbf{H}(\ell)$ has entries drawn i.i.d. from $\mathcal{CN}(0, 1)$

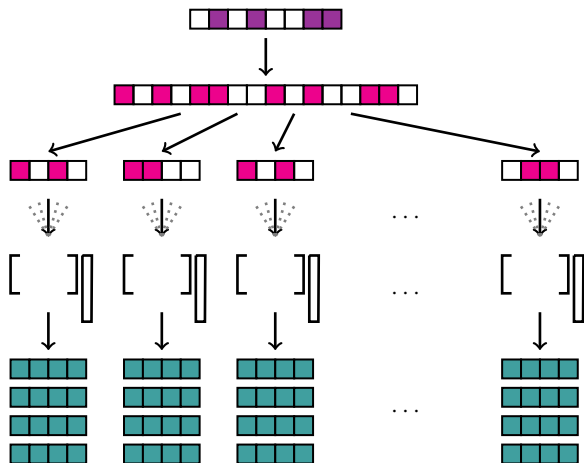
Coded Compressed Sensing – Summary



Pertinent References

- ▶ V. K. Amalladinne, J.-F. Chamberland, and K. R. Narayanan. A coded compressed sensing scheme for unsourced multiple access. *IEEE Trans. on Information Theory*, 2020.
- ▶ R. Calderbank and A. Thompson. CHIRRUP: A practical algorithm for unsourced multiple access. *Information and Inference: A Journal of the IMA*, 2018.
- ▶ V. K. Amalladinne, J.-F. Chamberland, and K. R. Narayanan. An enhanced decoding algorithm for coded compressed sensing. In *International Conference on Acoustics, Speech, and Signal Processing (ICASSP)*, May 2020.
- ▶ A. Fengler, S. Haghghatshoar, P. Jung, and G. Caire. Non-Bayesian activity detection, large-scale fading coefficient estimation, and unsourced random access with a massive MIMO receiver. *IEEE Trans. on Information Theory*, 2021.

Coded Compressive Sensing – Divide and Conquer



- ▶ Data fragmentation and indexing
- ▶ Outer encoding for disambiguation

CCS – Approximate Message Passing

SPARCs for Unsourced Random Access

Alexander Fengler, Peter Jung, Giuseppe Caire

(Submitted on 18 Jan 2019)

This paper studies the optimal achievable performance of compressed sensing based unsourced random-access communication over the real AWGN channel. "Unsourced" means, that every user employs the same codebook. This paradigm, recently introduced by Polyanskiy, is a natural consequence of a very large number of potential users of which only a finite number is active in each time slot. The idea behind compressed sensing based schemes is that each user encodes his message into a sparse binary vector and compresses it into a real or complex valued vector using a random linear mapping. When each user employs the same matrix this creates an effective binary inner multiple-access channel. To reduce the complexity to an acceptable level the messages have to be split into blocks. An outer code is used to assign the symbols to individual messages. This division into sparse blocks is analogous to the construction of sparse regression codes (SPARCs), a novel type of channel codes, and we can use concepts from SPARCs to design efficient random-access codes. We analyze the asymptotically optimal performance of the inner code using the recently rigorized replica symmetric formula for the free energy which is achievable with the approximate message passing (AMP) decoder with spatial coupling. An upper bound on the achievable rates of the outer code is derived by classical Shannon theory. Together this establishes a framework to analyse the trade-off between SNR, complexity and achievable rates in the asymptotic infinite blocklength limit. Finite blocklength simulations show that the combination of AMP decoding, with suitable approximations, together with an outer code recently proposed by Amalladinne et. al. outperforms state of the art methods in terms of required energy-per-bit at lower decoding complexity.

Comments: 16 pages, 7 Figures

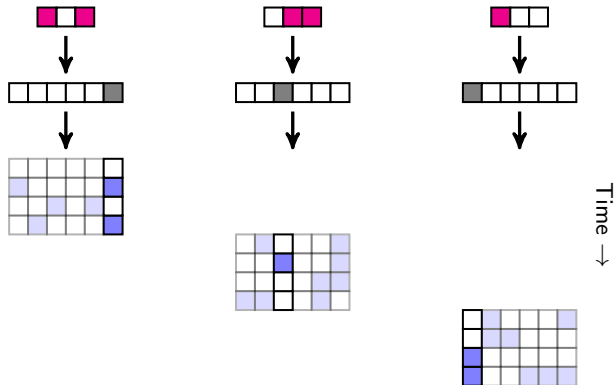
Subjects: **Information Theory** (cs.IT)

Cite as: [arXiv:1901.06234](https://arxiv.org/abs/1901.06234) [cs.IT]

(or [arXiv:1901.06234v1](https://arxiv.org/abs/1901.06234v1) [cs.IT] for this version)

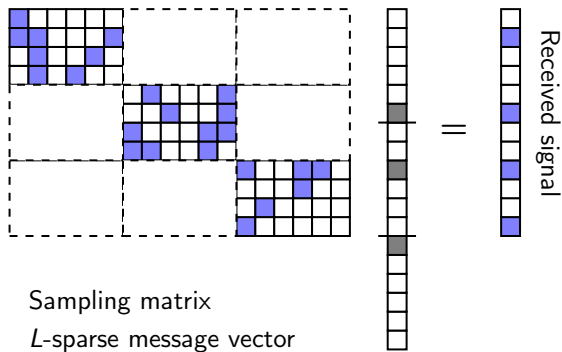
- ▶ Connection between CCS indexing and sparse regression codes
- ▶ Circumvent slotting under CCS and dispersion effects
- ▶ Introduce denoiser tailored to CCS

CCS Revisited



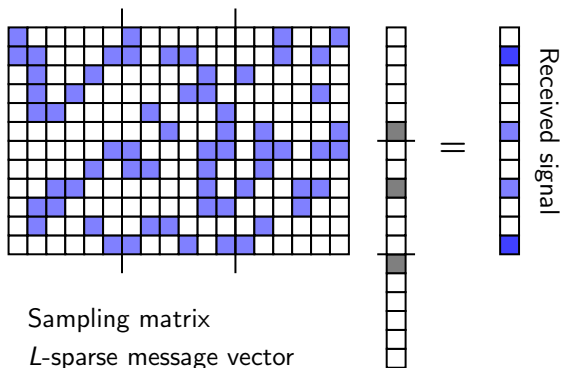
- ▶ Bit sequence split into L fragments
- ▶ Each bit + parity block converted to index in $[0, 2^{m/L} - 1]$
- ▶ Stack sub-codewords into $(n/L) \times 2^{m/L}$ sensing matrices

Coded Compressed Sensing – Unified View



- ▶ Slots produce block diagonal (unified) matrix
- ▶ Message is one-sparse per section
- ▶ Width of \mathbf{A} is smaller: $L2^{m/L}$ instead of 2^m

CCS – Full Sensing Matrix



- ▶ Complexity reduction due to narrower \mathbf{A}
- ▶ Use full sensing matrix \mathbf{A}
- ▶ Decode inner code with low-complexity AMP

CCS – Approximate Message Passing

Governing Equations

- ▶ AMP algorithm iterates through

$$\underline{z}^{(t)} = \underline{y} - \mathbf{A}\mathbf{D}\eta_t(\underline{r}^{(t)}) + \underbrace{\frac{\underline{z}^{(t-1)}}{n} \operatorname{div} \mathbf{D}\eta_t(\underline{r}^{(t)})}_{\text{Onsager correction}}$$

$$\underline{r}^{(t+1)} = \mathbf{A}^T \underline{z}^{(t)} + \underbrace{\mathbf{D}\eta_t(\underline{r}^{(t)})}_{\text{Denoiser}}$$

Initial conditions $\underline{z}^{(0)} = \mathbf{0}$ and $\eta_0(\underline{r}^{(0)}) = \mathbf{0}$

- ▶ Application falls within framework for non-separable functions

Task

- ▶ Define denoiser and compute Onsager correction term

Marginal Posterior Mean Estimate (PME)

Proposed Denoiser (Fengler, Jung, and Caire)

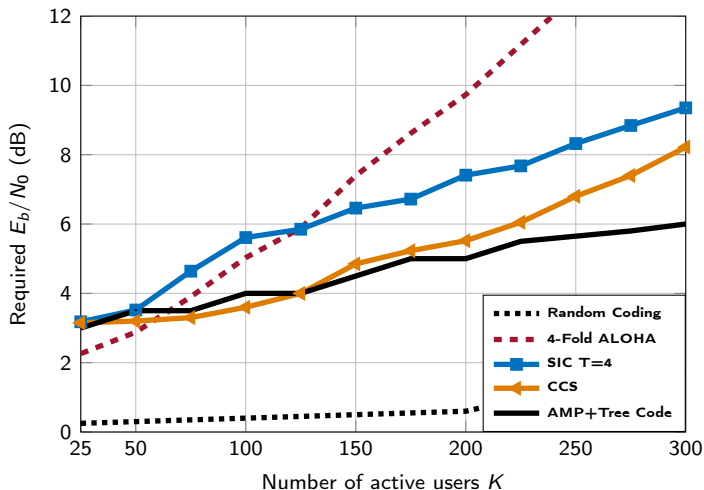
- ▶ State estimate based on Gaussian model

$$\begin{aligned}\hat{s}^{\text{OR}}(q, r, \tau) &= \mathbb{E} \left[s \mid \sqrt{P_\ell} s + \tau \zeta = r \right] \\ &= \frac{q \exp \left(-\frac{(r - \sqrt{P_\ell})^2}{2\tau^2} \right)}{(1 - q) \exp \left(-\frac{r^2}{2\tau^2} \right) + q \exp \left(-\frac{(r - \sqrt{P_\ell})^2}{2\tau^2} \right)}\end{aligned}$$

with (essentially) uninformative prior $q = K/m$ fixed

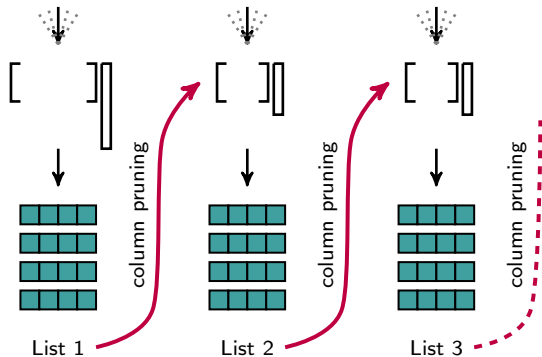
- ▶ $\boldsymbol{\eta}_t(\mathbf{r}^{(t)})$ is aggregate of PME values
- ▶ τ_t is obtained from state evolution or $\tau_t^2 = \|\mathbf{z}^{(t)}\|^2/n$

Performance of CCS-AMP versus Previous Schemes



Incorporating Lessons from Enhanced CCS

- ▶ Integrate outer code structure into inner decoding



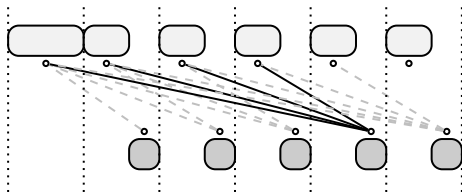
Challenges

- ▶ CCS-AMP inner decoding is not a sequence of hard decisions
- ▶ List size for CCS-AMP is effective length of index vector

Redesigning Outer Code

Properties of Original Outer Code

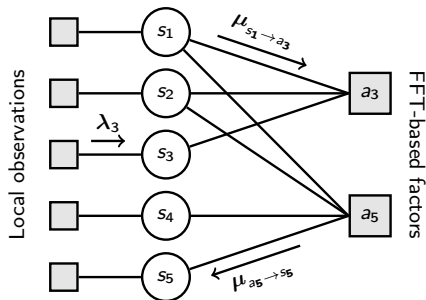
- ▶ Aimed at stitching message fragments together
- ▶ Works on short lists of K fragments
- ▶ Parities allocated to control growth and complexity



Challenges to Integrate into AMP

1. Must compute beliefs for all possible 2^v fragments
2. Must provide pertinent information to inner AMP decoder
3. Should maintain ability to stitch outer code

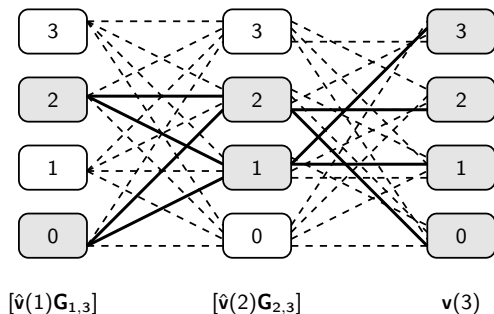
Factor Graph Interpretation of Outer Code



- ▶ Outer code with circular convolution structure

$$\mu_{a_p \rightarrow s_\ell}([\hat{\mathbf{v}}(\ell)]_2) \propto \frac{1}{\|\mathbf{g}_{\ell,p}^{(g)}\|_0} \left(\text{FFT}^{-1} \left(\prod_{s_j \in N(a_p) \setminus s_\ell} \text{FFT}(\lambda_{j,p}) \right) \right) (g)$$

Outer Code and Mixing

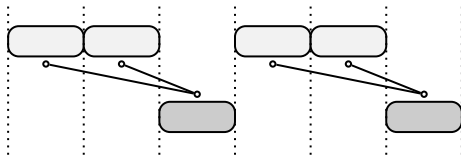


- ▶ Multiple devices on same graph
- ▶ Parity factor mix concentrated values
- ▶ Suggests triadic outer structure

Redesigning Outer Code

Solutions to Integrate into AMP

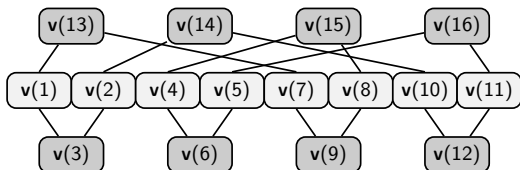
- ▶ Parity bits are generated over Abelian group amenable to FWHT or FFT
- ▶ Discrimination power proportional to # parities



New Design Strategy

1. Information sections with parity bits interspersed in-between
2. Parity over two blocks (triadic dependencies)

Belief Propagation – Message Passing Rules



- ▶ Message from check node a_p to variable node $s \in N(a_p)$:

$$\mu_{a_p \rightarrow s}(k) = \sum_{\underline{k}_{a_p}: k_p=k} \mathcal{G}_{a_p}(\underline{k}_{a_p}) \prod_{s_j \in N(a_p) \setminus s} \mu_{s_j \rightarrow a_p}(k_j)$$

- ▶ Message from variable node s_ℓ to check node $a \in N(s_\ell)$:

$$\mu_{s_\ell \rightarrow a}(k) \propto \lambda_\ell(k) \prod_{a_p \in N(s_\ell) \setminus a} \mu_{a_p \rightarrow s_\ell}(k)$$

- ▶ Estimated marginal distribution

$$p_{s_\ell}(k) \propto \lambda_\ell(k) \prod_{a \in N(s_\ell)} \mu_{a \rightarrow s_\ell}(k)$$

Approximate Message Passing Algorithm

Updated Equations

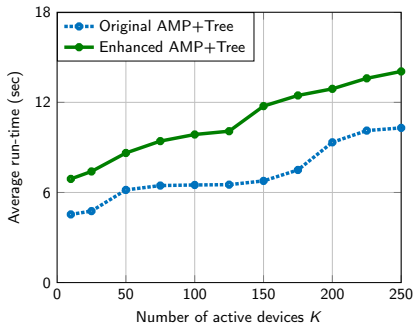
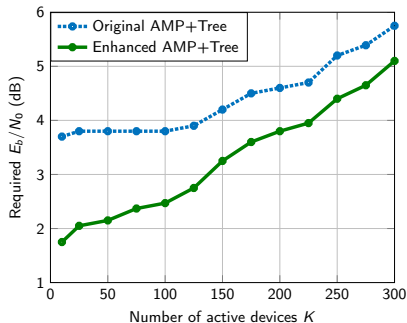
AMP two-step algorithm

$$\underline{z}^{(t)} = \underline{y} - \mathbf{A}\mathbf{D}\eta_t(\underline{r}^{(t)}) + \underbrace{\frac{\underline{z}^{(t-1)}}{n} \operatorname{div} \mathbf{D}\eta_t(\underline{r}^{(t)})}_{\text{Correction}}$$
$$\underline{r}^{(t+1)} = \mathbf{A}^T \underline{z}^{(t)} + \underbrace{\mathbf{D}\eta_t(\underline{r}^{(t)})}_{\text{Denoiser}}$$

Initial conditions $\underline{z}^{(0)} = \mathbf{0}$ and $\eta_0(\underline{r}^{(0)}) = \mathbf{0}$

- ▶ Denoiser is BP estimate from factor graph
- ▶ Message passing uses fresh effective observation \underline{r}
- ▶ Fewer rounds than shortest cycle on factor graph
- ▶ Close to PME, but incorporating beliefs from outer code

Preliminary Performance Enhanced CCS

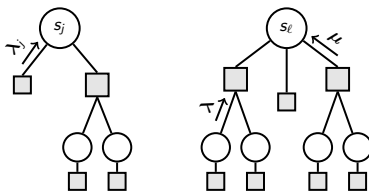


- ▶ Performance improves significantly with enhanced CCS-AMP decoding
- ▶ Computational complexity is approximately maintained
- ▶ Reparametrization may offer additional gains in performance?

CCS and AMP Summary

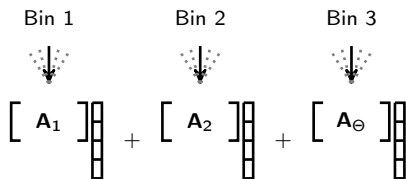
Summary

- ▶ New connection between CCS and AMP
- ▶ Natural application of BP on factor graph as denoiser
- ▶ Outer code design depends on sparsity
 1. Degree distributions (small graph)
 2. Message size (birthday problem)
 3. Final step is disambiguation
- ▶ Many theoretical and practical challenges/opportunities exist

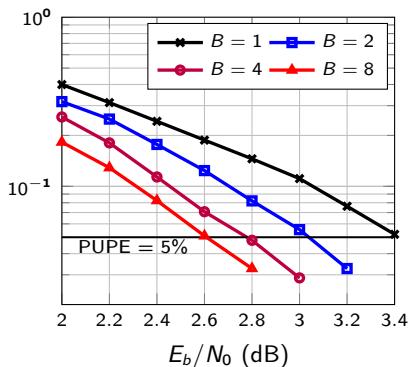


Coding plays increasingly central role in large-scale CS

Coded Demixing for Single-Class URA



- ▶ Create multiple bins with (incoherent) matrices
- ▶ Devices pick a bucket randomly and use CCS-AMP encoding
- ▶ Perform joint demixing CCS-AMP decoding at access point



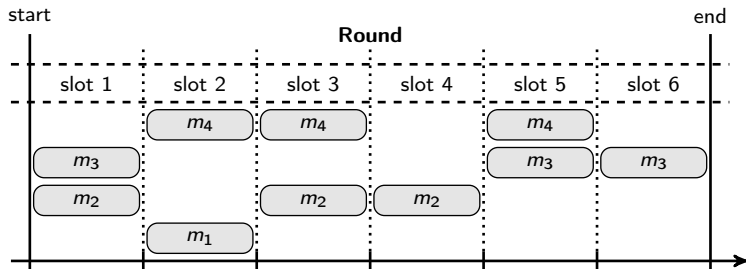
Pertinent References

- ▶ A. Fengler, P. Jung, and G. Caire. SPARCs and AMP for Unsourcesd Random Access. In *International Symposium on Information Theory (ISIT)*, 2019.
- ▶ V. K. Amalladinne, A. K. Pradhan, C. Rush, J.-F. Chamberland, K. R. Narayanan. On approximate message passing for unsourced access with coded compressed sensing. In *International Symposium on Information Theory (ISIT)*, 2020.
- ▶ V. K. Amalladinne, A. Hao, S. Rini, J.-F. Chamberland. Multi-Class Unsourcesd Random Access via Coded Demixing. In *International Symposium on Information Theory (ISIT)*, 2021.
- ▶ A. Joseph, and A. R. Barron. Least squares superposition codes of moderate dictionary size are reliable at rates up to capacity *IEEE Trans. on Information Theory*, 2012.
- ▶ C. Rush, A. Greig, and R. Venkataramanan. Capacity-achieving sparse superposition codes via approximate message passing decoding. *IEEE Trans. on Information Theory*, 2017.
- ▶ R. Berthier, A. Montanari, and P.-M. Nguyen. State Evolution for Approximate Message Passing with Non-Separable Functions. *Information and Inference: A Journal of the IMA*, 2020.

What this part is about

- ▶ Review of Slotted ALOHA with interference cancellation
- ▶ Extension to the Unsourced MAC
- ▶ Sparse IDMA for Unsourced MAC

Coded slotted ALOHA⁶



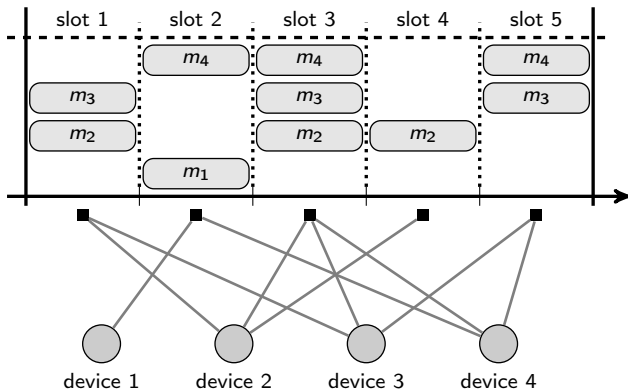
Leveraging Prior Work on Uncoordinated Access

- ▶ K **uncoordinated** devices, each with one packet to send
- ▶ Time is **slotted**; transmissions occur within slots
- ▶ No power constraint and no Gaussian noise - focus on interference
- ▶ Successive interference cancellation

⁶ E Paolini, G Liva, M Chiani. *Coded slotted ALOHA: A graph-based method for uncoordinated multiple access*. IEEE Trans on Info Theory, 2015

Decoder – peeling algorithm

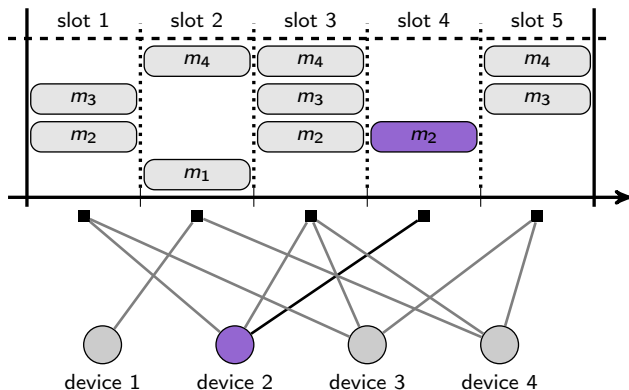
Joint decoding via successive interference cancellation



Instance of Random Access

Decoder – peeling algorithm

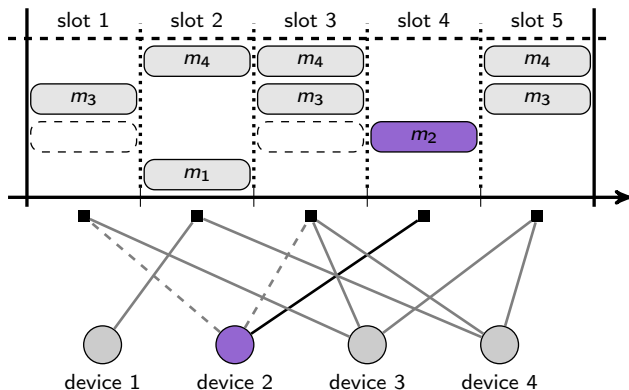
Joint decoding via successive interference cancellation



Step 1

Decoder – peeling algorithm

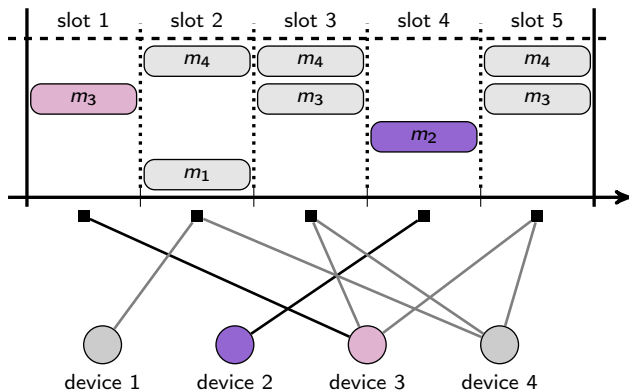
Joint decoding via successive interference cancellation



Step 1

Decoder – peeling algorithm

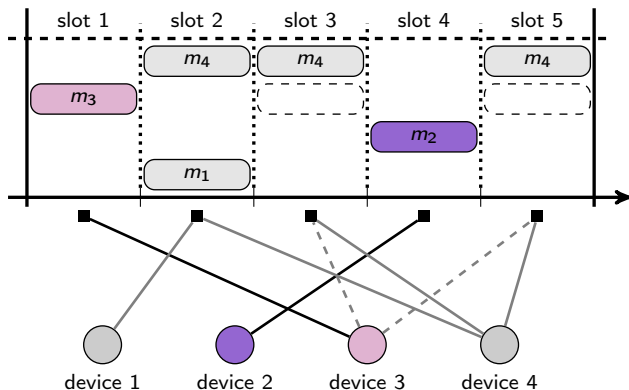
Joint decoding via successive interference cancellation



Step 2

Decoder – peeling algorithm

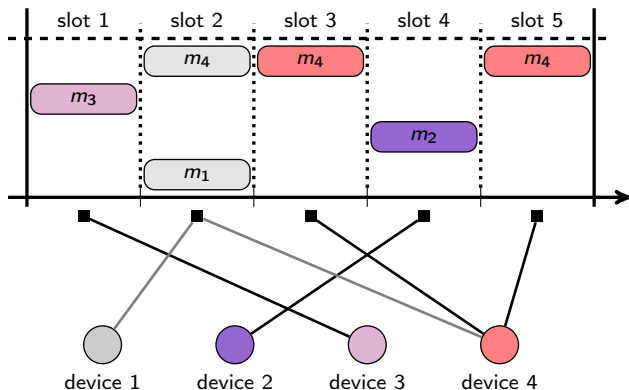
Joint decoding via successive interference cancellation



Step 2

Decoder – peeling algorithm

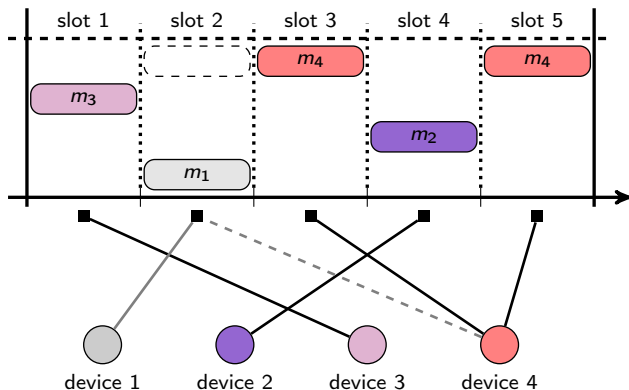
Joint decoding via successive interference cancellation



Step 3

Decoder – peeling algorithm

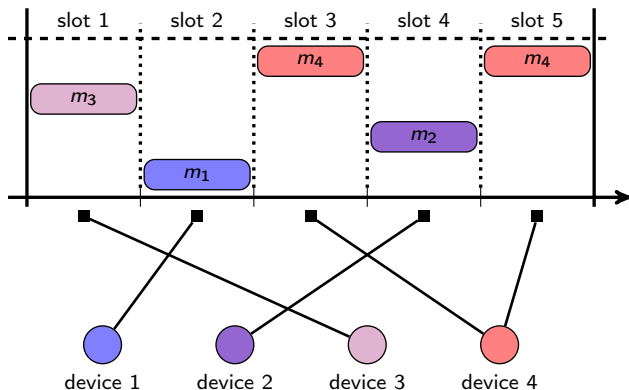
Joint decoding via successive interference cancellation



Step 3

Decoder – peeling algorithm

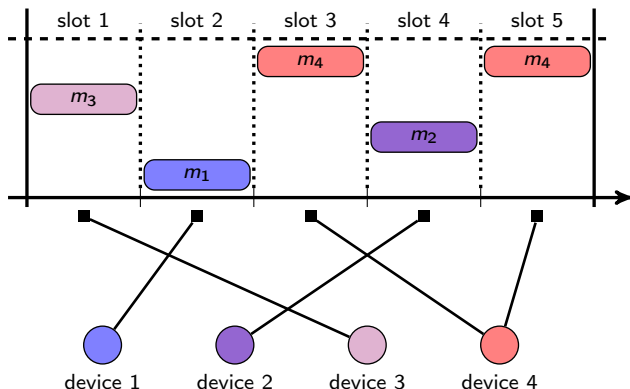
Joint decoding via successive interference cancellation



Step 4

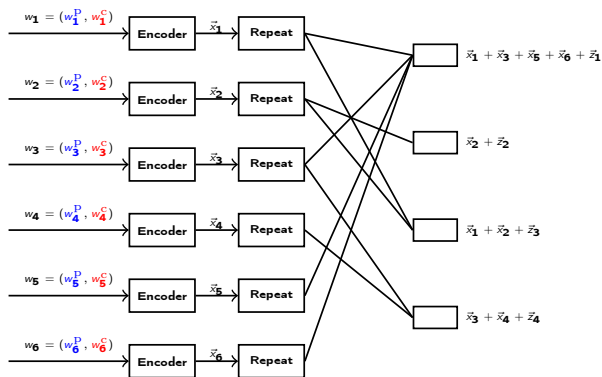
Decoder – peeling algorithm

Joint decoding via successive interference cancellation



- ▶ Optimal degree distribution is the soliton (K.N and H. Pfister'12)
- ▶ This is not optimal when there is a power constraint

Unsourced MAC – SIC UMAC Scheme for $T = 2$

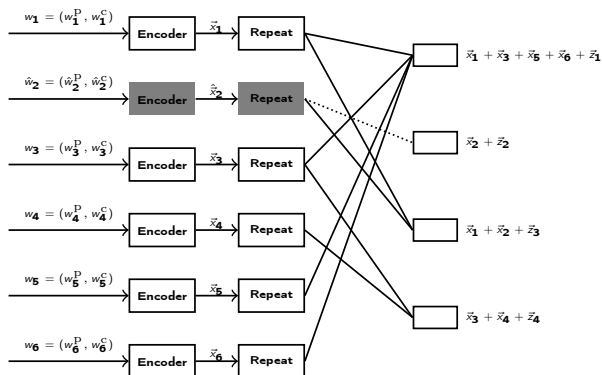


Key Features

- ▶ Devices repeat codewords in multiple slots based on w_p
- ▶ Schedule selected based on **message bits**
- ▶ Scheme facilitates peeling decoder

7
A. Vem, K. Narayanan, J. Cheng, JFC. *A User-Independent Successive Interference Cancellation Based Coding Scheme for the Unsourced Random Access Gaussian Channel*. IEEE Trans on Comm, 2019

Unsourced MAC – SIC UMAC Scheme for $T = 2$



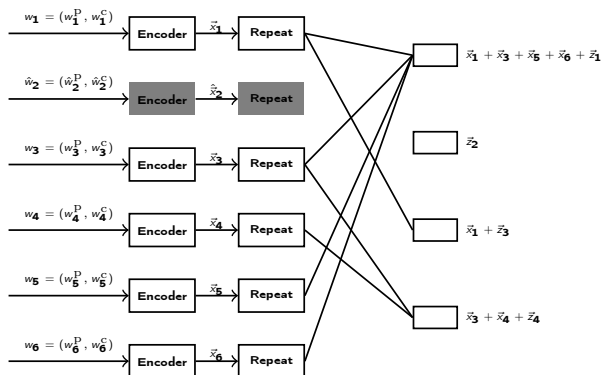
Key Features

- ▶ Devices repeat codewords in multiple slots based on w_p
- ▶ Schedule selected based on **message bits**
- ▶ Scheme facilitates peeling decoder

7

⁷A. Vem, K. Narayanan, J. Cheng, JFC. *A User-Independent Successive Interference Cancellation Based Coding Scheme for the Unsourced Random Access Gaussian Channel*. IEEE Trans on Comm, 2019

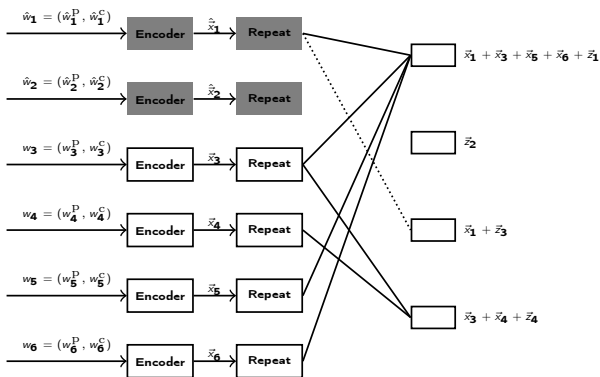
Unsourced MAC – SIC UMAC Scheme for $T = 2$



Key Features

- ▶ Devices repeat codewords in multiple slots based on w_p
- ▶ Schedule selected based on **message bits**
- ▶ Scheme facilitates peeling decoder

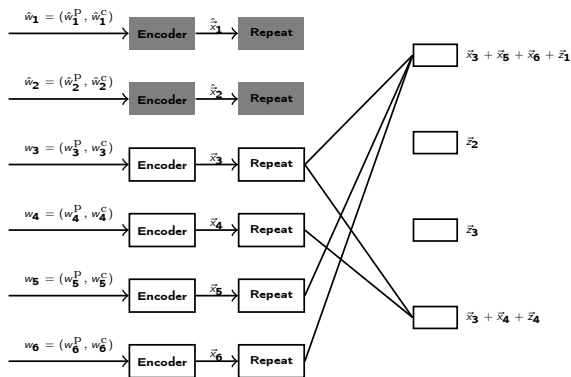
Unsourced MAC – SIC UMAC Scheme for $T = 2$



Key Features

- ▶ Devices repeat codewords in multiple slots based on w_p
- ▶ Schedule selected based on **message bits**
- ▶ Scheme facilitates peeling decoder

Unsourced MAC – SIC UMAC Scheme for $T = 2$

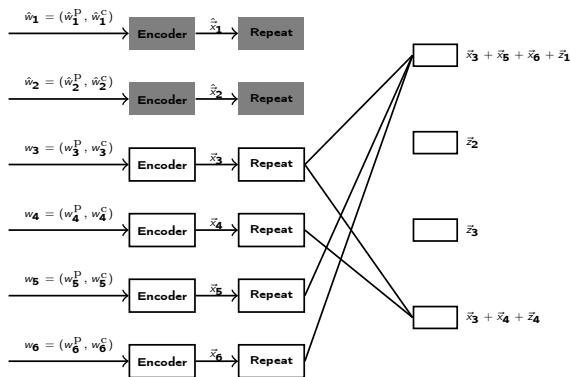


Key Features

- ▶ Devices repeat codewords in multiple slots based on w_p
- ▶ Schedule selected based on **message bits**
- ▶ Scheme facilitates peeling decoder

⁷A. Vem, K. Narayanan, J. Cheng, JFC. *A User-Independent Successive Interference Cancellation Based Coding Scheme for the Unsourced Random Access Gaussian Channel*. IEEE Trans on Comm, 2019

Unsourced MAC – SIC UMAC Scheme for $T = 2$

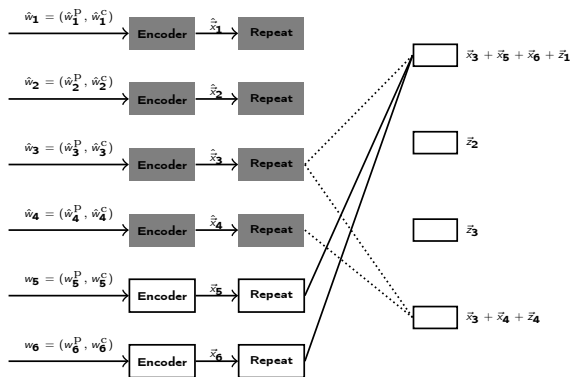


Key Features

- ▶ Devices repeat codewords in multiple slots based on w_p
- ▶ Schedule selected based on **message bits**
- ▶ Scheme facilitates peeling decoder

⁷A. Vem, K. Narayanan, J. Cheng, JFC. *A User-Independent Successive Interference Cancellation Based Coding Scheme for the Unsourced Random Access Gaussian Channel*. IEEE Trans on Comm, 2019

Unsourced MAC – SIC UMAC Scheme for $T = 2$



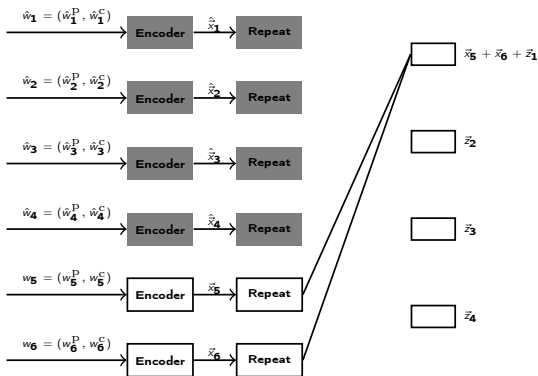
Key Features

- ▶ Devices repeat codewords in multiple slots based on w_p
- ▶ Schedule selected based on **message bits**
- ▶ Scheme facilitates peeling decoder

7

⁷A. Vem, K. Narayanan, J. Cheng, JFC. *A User-Independent Successive Interference Cancellation Based Coding Scheme for the Unsourced Random Access Gaussian Channel*. IEEE Trans on Comm, 2019

Unsourced MAC – SIC UMAC Scheme for $T = 2$



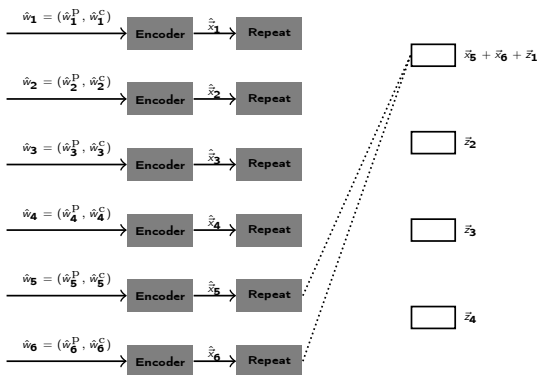
Key Features

- ▶ Devices repeat codewords in multiple slots based on w_p
- ▶ Schedule selected based on **message bits**
- ▶ Scheme facilitates peeling decoder

7

⁷A. Vem, K. Narayanan, J. Cheng, JFC. *A User-Independent Successive Interference Cancellation Based Coding Scheme for the Unsourced Random Access Gaussian Channel*. IEEE Trans on Comm, 2019

Unsourced MAC – SIC UMAC Scheme for $T = 2$



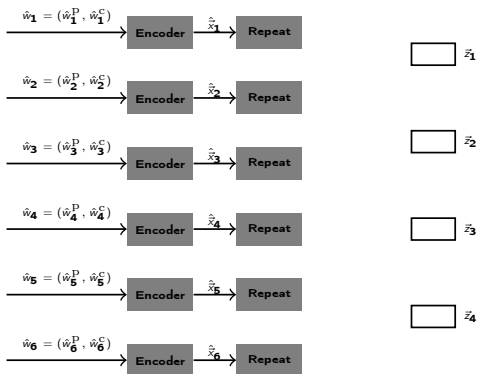
Key Features

- ▶ Devices repeat codewords in multiple slots based on w_p
- ▶ Schedule selected based on **message bits**
- ▶ Scheme facilitates peeling decoder

7

⁷A. Vem, K. Narayanan, J. Cheng, JFC. *A User-Independent Successive Interference Cancellation Based Coding Scheme for the Unsourced Random Access Gaussian Channel*. IEEE Trans on Comm, 2019

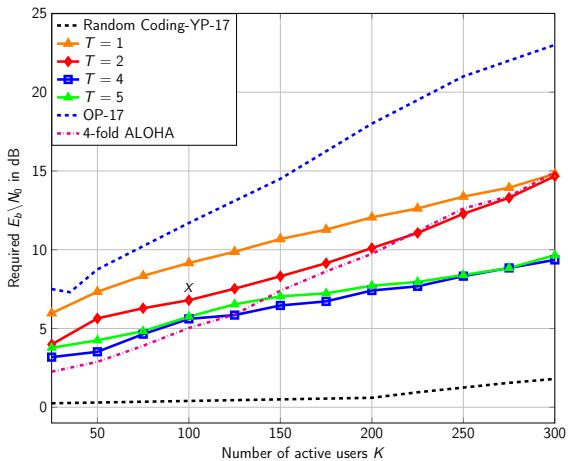
Unsourced MAC – SIC UMAC Scheme for $T = 2$



Key Features

- ▶ Devices repeat codewords in multiple slots based on w_p
- ▶ Schedule selected based on **message bits**
- ▶ Scheme facilitates peeling decoder

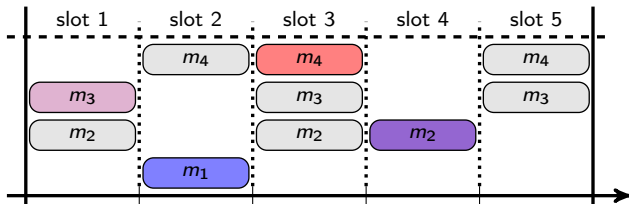
⁷A. Vem, K. Narayanan, J. Cheng, JFC. *A User-Independent Successive Interference Cancellation Based Coding Scheme for the Unsourced Random Access Gaussian Channel*. IEEE Trans on Comm, 2019



Limitations of sparsifying collisions

Drawbacks of Slots

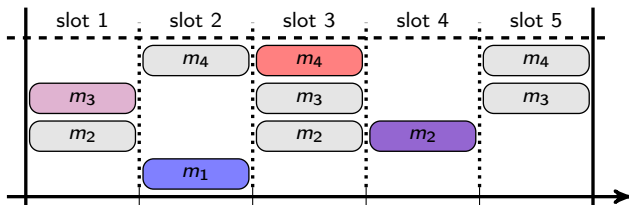
- ▶ Second order dispersion effects comes into play in FBL
- ▶ Energy expended solely to resolving collisions
- ▶ Gray slots are discarded during decoding process (60%)



Limitations of sparsifying collisions

Drawbacks of Slots

- ▶ Second order dispersion effects comes into play in FBL
- ▶ Energy expended solely to resolving collisions
- ▶ Gray slots are discarded during decoding process (60%)

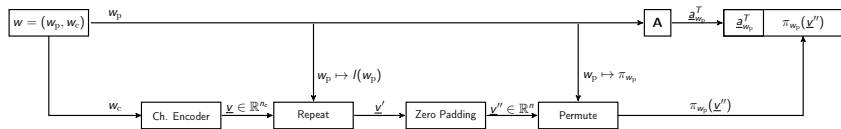


To fix this - Sparse IDMA

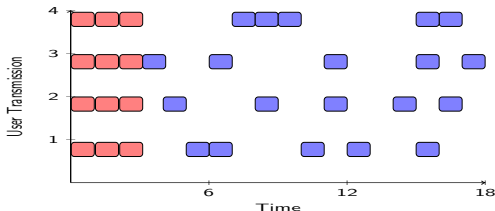
An IDMA like scheme which does not divide the number of channel uses into slots ^a

^aA. Pradhan, V. Amalladinne, K.N, J.F. "A joint graph based coding scheme for the unsourced random access Gaussian channel", in Globecom 2019

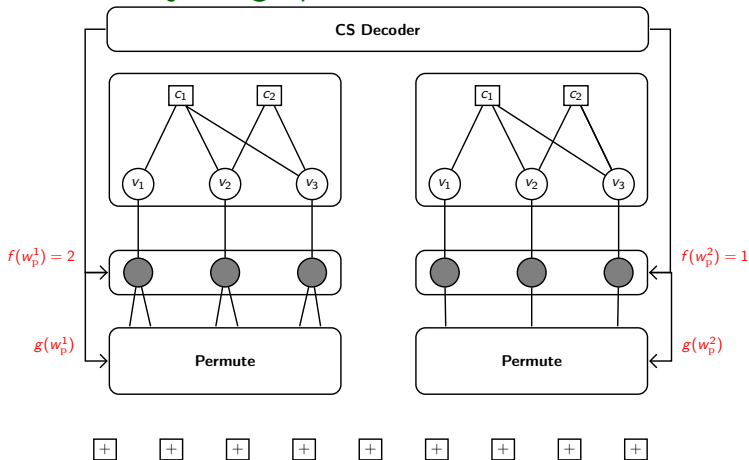
Sparse IDMA - encoding



- ▶ Divide the message into two parts: w_p, w_c
- ▶ w_p is transmitted using compressed sensing
- ▶ w_c is transmitted using a channel code
- ▶ Based on w_p a repetition pattern and permutation pattern is chosen for the channel coding part

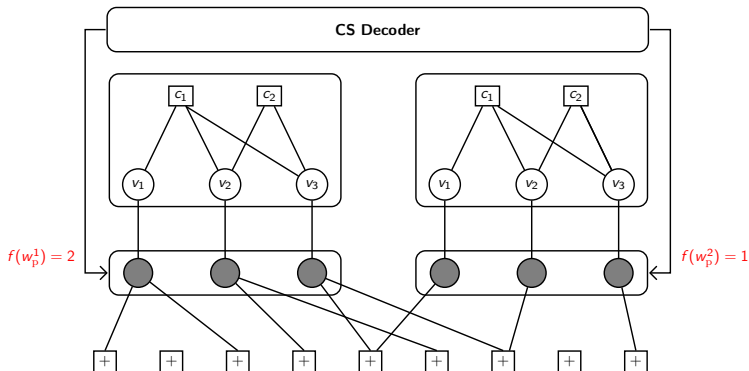


CS Decoder and the joint graph



- ▶ Decode the first part using non-negative least square
- ▶ Recover the permutation patterns from the first part

CS Decoder and the joint graph



- ▶ Decode the first part using non-negative least square
- ▶ Recover the permutation patterns from the first part
- ▶ Use the permutation patterns to decode the second part of the message by using message passing decoder

Density evolution and Threshold

Density Evolution

Compute $I_{+\rightarrow v}^t, I_{v\rightarrow +}^t, I_{v\rightarrow c}^t(i), I_{c\rightarrow v}^{t-1}(i)$ from $I_{+\rightarrow v}^{t-1}, I_{v\rightarrow +}^{t-1}, I_{v\rightarrow c}^{t-1}(i), I_{c\rightarrow v}^{t-1}(i)$
for $t = 1, 2, \dots, \infty$

⁴R. Storn and K. Price, "Differential evolution a simple and efficient heuristic for global optimization over continuous spaces," Journal of Global Optimization.

Density evolution and Threshold

Density Evolution

Compute $I_{+\rightarrow v}^t, I_{v\rightarrow +}^t, I_{v\rightarrow c}^t(i), I_{c\rightarrow v}^{t-1}(i)$ from $I_{+\rightarrow v}^{t-1}, I_{v\rightarrow +}^{t-1}, I_{v\rightarrow c}^{t-1}(i), I_{c\rightarrow v}^{t-1}(i)$
for $t = 1, 2, \dots, \infty$

Threshold

Threshold $\sigma^* =$ maximum σ such that $I_{v\rightarrow c}(i) \rightarrow 1$ for each $i \in E$

⁴R. Storn and K. Price, "Differential evolution a simple and efficient heuristic for global optimization over continuous spaces," Journal of Global Optimization.

Density evolution and Threshold

Density Evolution

Compute $I_{+\rightarrow v}^t, I_{v\rightarrow +}^t, I_{v\rightarrow c}^t(i), I_{c\rightarrow v}^{t-1}(i)$ from $I_{+\rightarrow v}^{t-1}, I_{v\rightarrow +}^{t-1}, I_{v\rightarrow c}^{t-1}(i), I_{c\rightarrow v}^{t-1}(i)$ for $t = 1, 2, \dots, \infty$

Threshold

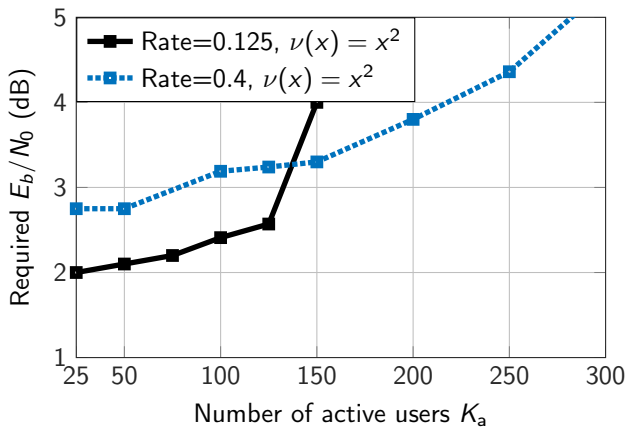
Threshold $\sigma^* =$ maximum σ such that $I_{v\rightarrow c}(i) \rightarrow 1$ for each $i \in E$

Optimization

Optimize the protograph and repetition factor to maximize the threshold using differential evolution⁴

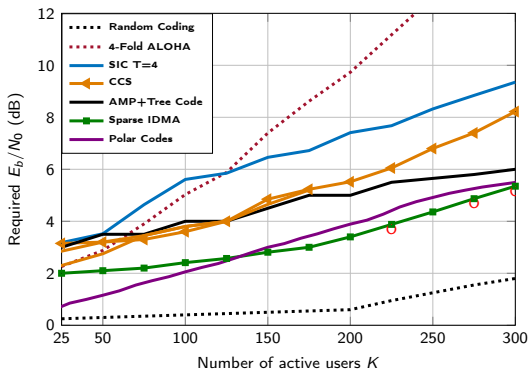
⁴R. Storn and K. Price, "Differential evolution a simple and efficient heuristic for global optimization over continuous spaces," Journal of Global Optimization.

Rate of the LDPC Code vs K



- Optimal rate changes with K

Performance comparison



- ▶ $B = 100$, $N = 30000$
- ▶ Only 3.2 dB away from Polyanskiy's achievability result

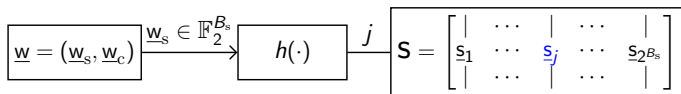
Takeaways

- ▶ Slotted ALOHA - interference cancellation for handling interference
- ▶ Proposed an IDMA like scheme for using the dimensions better
- ▶ Sparse IDMA vs. IDMA
 - Sparsity allows us to control interference
 - Makes it easier to design LDPC like codes
- ▶ Low complexity scheme for large number of users

What this part is about

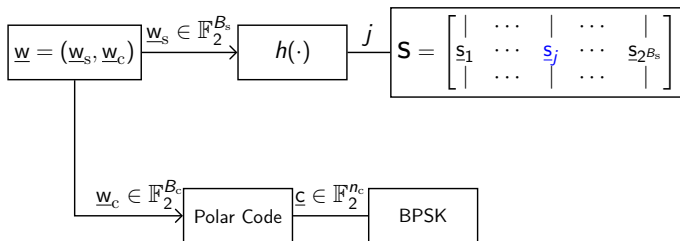
- ▶ (Non-orthogonal) spreading sequences for controlling interference
- ▶ Spreading + Polar codes + list decoding
- ▶ Spreading + LDPC codes + Soft interference cancellation

Encoding



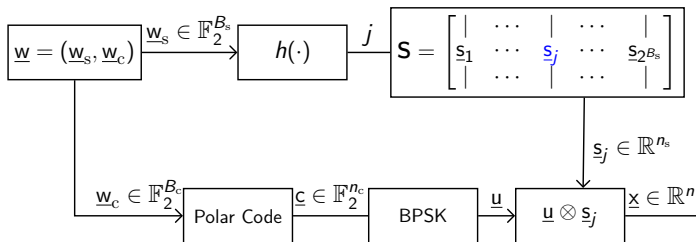
- ▶ Divide the message into two parts: w_s, w_c
- ▶ Based on w_s a spreading sequence is chosen from the set \mathbf{S}

Encoding



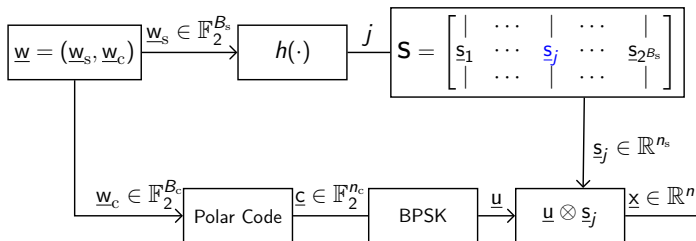
- ▶ Divide the message into two parts: w_s, w_c
- ▶ Based on w_s a spreading sequence is chosen from the set \mathbf{S}
- ▶ w_c is encoded using a polar code

Encoding



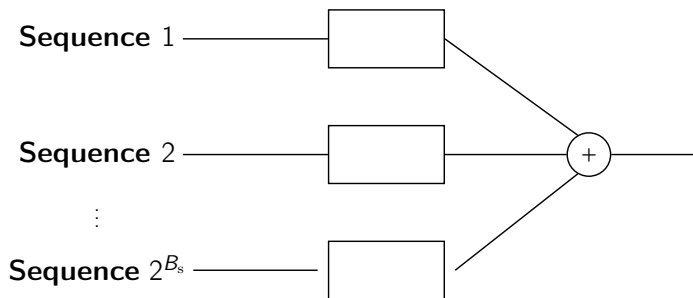
- ▶ Divide the message into two parts: w_s, w_c
- ▶ Based on w_s a spreading sequence is chosen from the set \mathbf{S}
- ▶ w_c is encoded using a polar code
- ▶ Coded bits are spread using the spreading sequence \underline{s}_j

Encoding



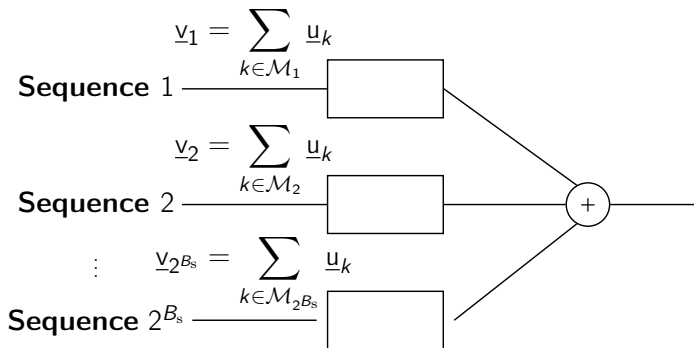
- ▶ Divide the message into two parts: w_s, w_c
- ▶ Based on w_s a spreading sequence is chosen from the set \mathbf{S}
- ▶ w_c is encoded using a polar code
- ▶ Coded bits are spread using the spreading sequence \underline{s}_j
- ▶ 2^{B_s} is not too large
- ▶ With non-trivial probability, multiple users will choose the same \underline{s}_j

Transmitter from the Spreading Sequence Perspective



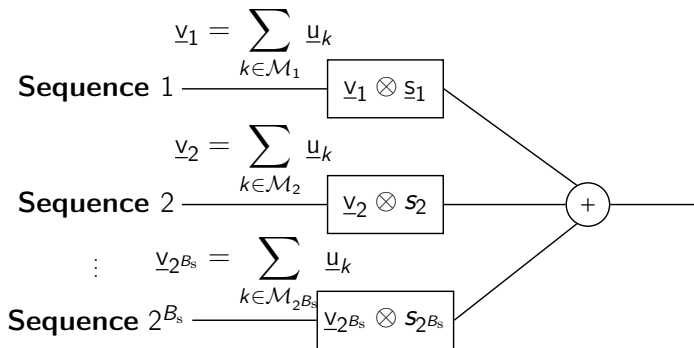
- \mathcal{M}_j : set of active users who choose \underline{s}_j

Transmitter from the Spreading Sequence Perspective



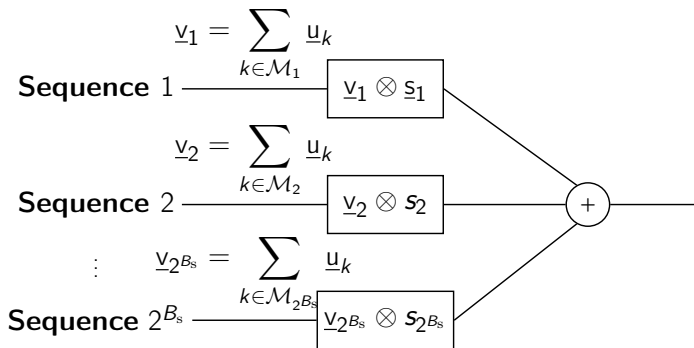
- ▶ \mathcal{M}_j : set of active users who choose \underline{s}_j
- ▶ Sum of the codewords associated with sequence \underline{s}_j : $\underline{v}_j = \sum_{k \in \mathcal{M}_j} \underline{u}_k$

Transmitter from the Spreading Sequence Perspective



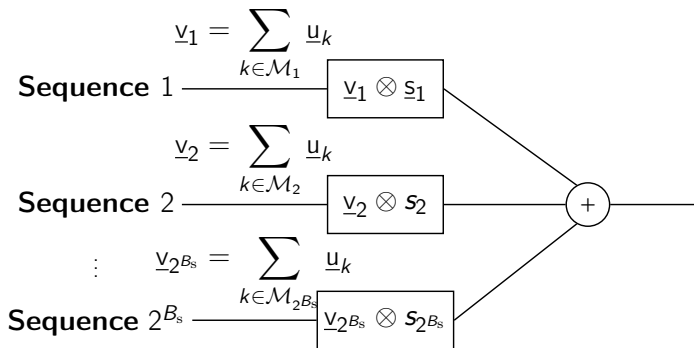
- ▶ \mathcal{M}_j : set of active users who choose \underline{s}_j
- ▶ Sum of the codewords associated with sequence \underline{s}_j : $\underline{v}_j = \sum_{k \in \mathcal{M}_j} \underline{u}_k$

Transmitter from the Spreading Sequence Perspective



- ▶ \mathcal{M}_j : set of active users who choose \underline{s}_j
- ▶ Sum of the codewords associated with sequence \underline{s}_j : $\underline{v}_j = \sum_{k \in \mathcal{M}_j} \underline{u}_k$
- ▶ $\mathbf{V} := [\underline{v}_1^T \quad \underline{v}_2^T \quad \cdots \quad \underline{v}_{2^{B_s}}^T]^T$

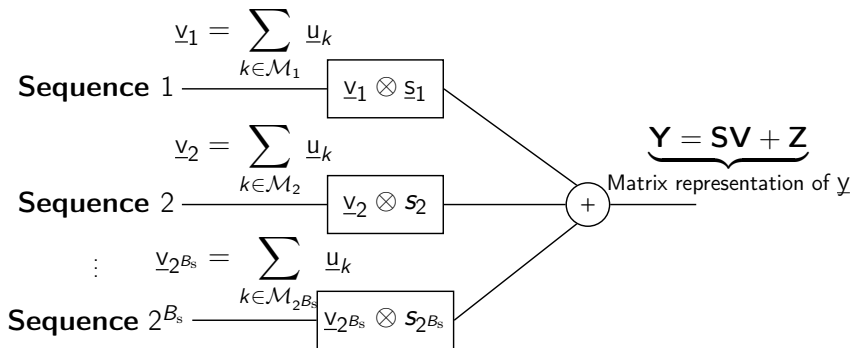
Transmitter from the Spreading Sequence Perspective



- ▶ \mathcal{M}_j : set of active users who choose \underline{s}_j
- ▶ Sum of the codewords associated with sequence \underline{s}_j : $\underline{v}_j = \sum_{k \in \mathcal{M}_j} \underline{u}_k$
- ▶ $\mathbf{V} := [\underline{v}_1^T \quad \underline{v}_2^T \quad \cdots \quad \underline{v}_{2^{B_s}}^T]^T$
- ▶ $\underline{y} =$

$$\underbrace{\underline{y}(1 : n_s)}_{\underline{y}_1^T} \underbrace{\underline{y}(n_s + 1 : 2n_s)}_{\underline{y}_2^T} \cdots \underbrace{\underline{y}((i-1)n_s + 1 : in_s)}_{\underline{y}_i^T} \cdots \underbrace{\underline{y}(N - n_s + 1 : n_c)}_{\underline{y}_{n_c}^T}$$

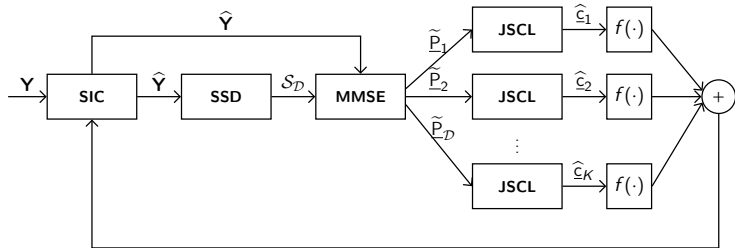
Transmitter from the Spreading Sequence Perspective



- ▶ \mathcal{M}_j : set of active users who choose \underline{s}_j
- ▶ Sum of the codewords associated with sequence \underline{s}_j : $\underline{v}_j = \sum_{k \in \mathcal{M}_j} \underline{u}_k$
- ▶ $\underline{V} := [\underline{v}_1^T \quad \underline{v}_2^T \quad \dots \quad \underline{v}_{2^{B_s}}^T]^T$
- ▶ $\underline{y} =$

$$\underbrace{\underline{y}(1 : n_s)}_{\underline{y}_1^T} \underbrace{\underline{y}(n_s + 1 : 2n_s)}_{\underline{y}_2^T} \dots \underbrace{\underline{y}((i-1)n_s + 1 : in_s)}_{\underline{y}_i^T} \dots \underbrace{\underline{y}(N - n_s + 1 : n_c)}_{\underline{y}_{n_c}^T}$$

Main components of the receiver



- ▶ Blind Spreading Sequence detector (SSD)
- ▶ Soft Output MMSE Multi-user Detector
- ▶ Joint successive cancellation list (JSCL) decoder of polar codes + CRC
- ▶ Successive interference canceller (SIC)

Illustration of decoding: $K = 3$

- ▶ User 1 picks $\underline{s}_5, \underline{v}_5 = \underline{u}_1$
- ▶ Users 2 and 3 pick $\underline{s}_1, \underline{v}_1 = \underline{u}_2 + \underline{u}_3$

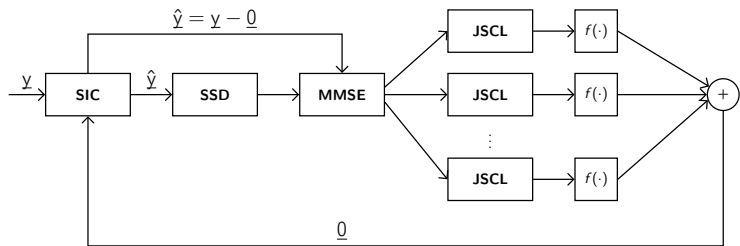
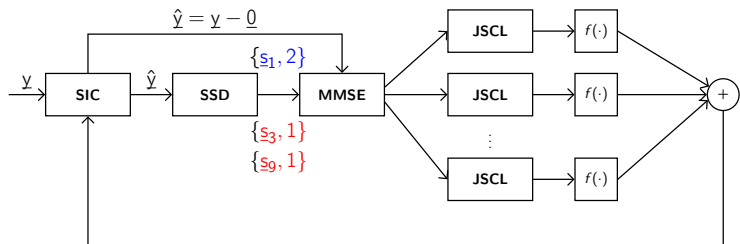


Illustration of decoding: $K = 3$

- ▶ User 1 picks \underline{s}_5 , $\underline{v}_5 = \underline{u}_1$
- ▶ Users 2 and 3 pick \underline{s}_1 , $\underline{v}_1 = \underline{u}_2 + \underline{u}_3$

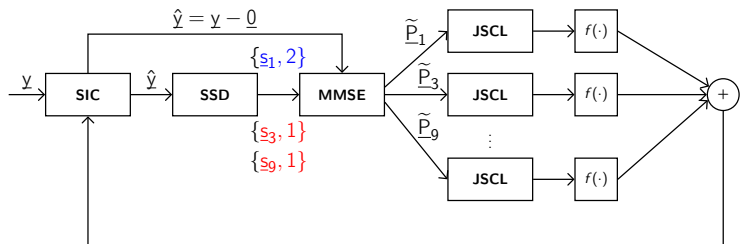


Iteration 1

- ▶ $S_D = \{\underline{s}_1, \underline{s}_3, \underline{s}_9\}$.

Illustration of decoding: $K = 3$

- ▶ User 1 picks \underline{s}_5 , $\underline{v}_5 = \underline{u}_1$
- ▶ Users 2 and 3 pick \underline{s}_1 , $\underline{v}_1 = \underline{u}_2 + \underline{u}_3$

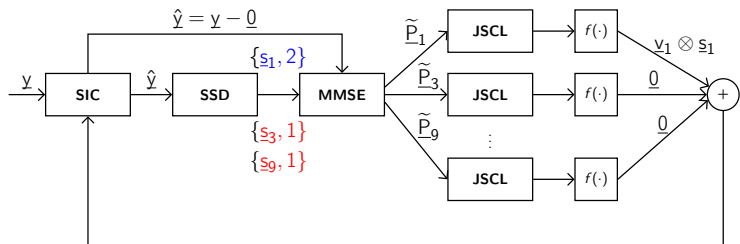


Iteration 1

- ▶ $S_D = \{\underline{s}_1, \underline{s}_3, \underline{s}_9\}$.

Illustration of decoding: $K = 3$

- ▶ User 1 picks \underline{s}_5 , $\underline{v}_5 = \underline{u}_1$
- ▶ Users 2 and 3 pick \underline{s}_1 , $\underline{v}_1 = \underline{u}_2 + \underline{u}_3$

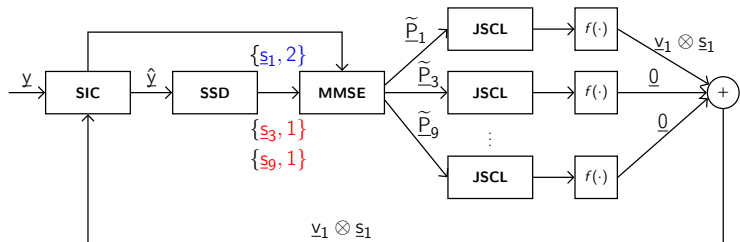


Iteration 1

- ▶ $S_D = \{\underline{s}_1, \underline{s}_3, \underline{s}_9\}$.
- ▶ Decoded users: 2, 3.

Illustration of decoding: $K = 3$

- ▶ User 1 picks \underline{s}_5 , $\underline{v}_5 = \underline{u}_1$
- ▶ Users 2 and 3 pick \underline{s}_1 , $\underline{v}_1 = \underline{u}_2 + \underline{u}_3$

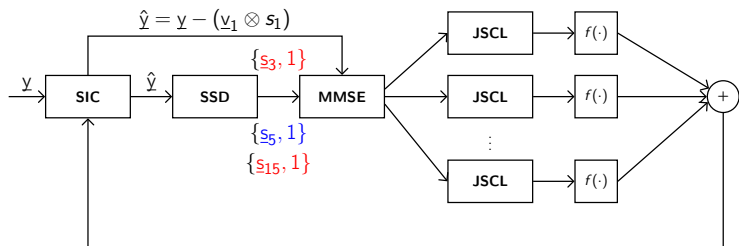


Iteration 1

- ▶ $S_D = \{\underline{s}_1, \underline{s}_3, \underline{s}_9\}$.
- ▶ Decoded users: 2, 3.

Illustration of decoding: $K = 3$

- ▶ User 1 picks \underline{s}_5 , $\underline{v}_5 = \underline{u}_1$
- ▶ Users 2 and 3 pick \underline{s}_1 , $\underline{v}_1 = \underline{u}_2 + \underline{u}_3$



Iteration 1

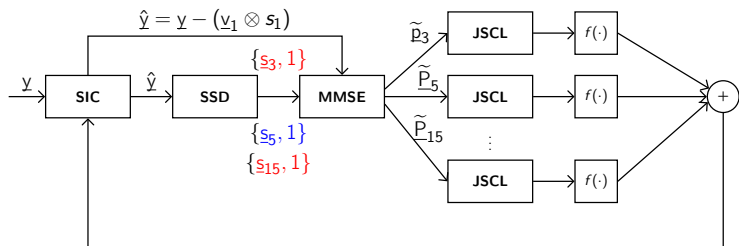
- ▶ $S_D = \{\underline{s}_1, \underline{s}_3, \underline{s}_9\}$.
- ▶ Decoded users: 2, 3.

Iteration 2

- ▶ $S_D = \{\underline{s}_3, \underline{s}_5, \underline{s}_{15}\}$.

Illustration of decoding: $K = 3$

- ▶ User 1 picks $\underline{s}_5, \underline{v}_5 = \underline{u}_1$
- ▶ Users 2 and 3 pick $\underline{s}_1, \underline{v}_1 = \underline{u}_2 + \underline{u}_3$



Iteration 1

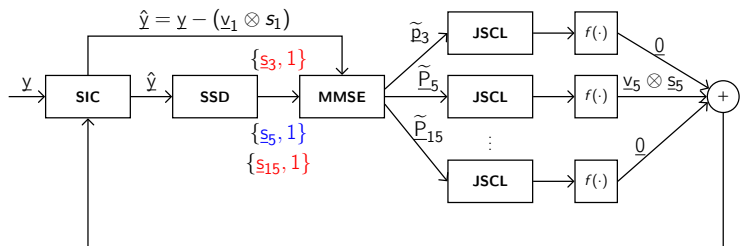
- ▶ $S_D = \{\underline{s}_1, \underline{s}_3, \underline{s}_9\}$.
- ▶ Decoded users: 2, 3.

Iteration 2

- ▶ $S_D = \{\underline{s}_3, \underline{s}_5, \underline{s}_{15}\}$.

Illustration of decoding: $K = 3$

- ▶ User 1 picks $\underline{s}_5, \underline{v}_5 = \underline{u}_1$
- ▶ Users 2 and 3 pick $\underline{s}_1, \underline{v}_1 = \underline{u}_2 + \underline{u}_3$



Iteration 1

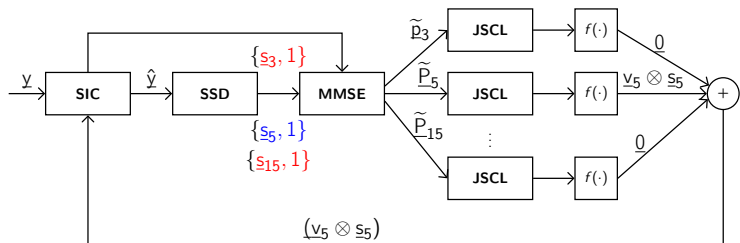
- ▶ $S_D = \{\underline{s}_1, \underline{s}_3, \underline{s}_9\}$.
- ▶ Decoded users: 2, 3.

Iteration 2

- ▶ $S_D = \{\underline{s}_3, \underline{s}_5, \underline{s}_{15}\}$.
- ▶ Decoded users: 1.

Illustration of decoding: $K = 3$

- ▶ User 1 picks \underline{s}_5 , $\underline{v}_5 = \underline{u}_1$
- ▶ Users 2 and 3 pick $\underline{s}_1, \underline{v}_1 = \underline{u}_2 + \underline{u}_3$



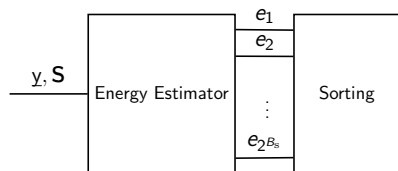
Iteration 1

- ▶ $S_D = \{\underline{s}_1, \underline{s}_3, \underline{s}_9\}$.
- ▶ Decoded users: 2, 3.

Iteration 2

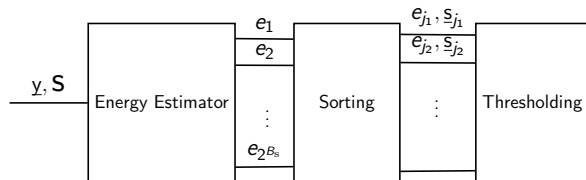
- ▶ $S_D = \{\underline{s}_3, \underline{s}_5, \underline{s}_{15}\}$.
- ▶ Decoded users: 1.

(Blind) Spreading Sequence Detector (SSD)



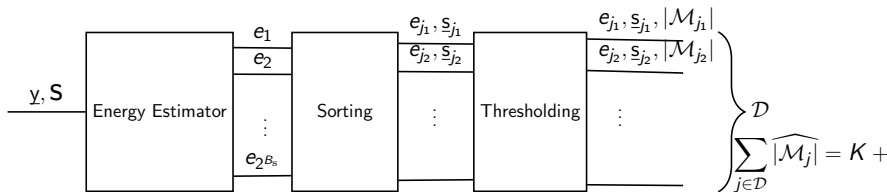
- For each $\underline{s}_j \in \mathbf{S}$ compute the statistic $e_j = \sum_{i=1}^{n_c} (\underline{y}_i^T \underline{s}_j)^2$

(Blind) Spreading Sequence Detector (SSD)



- ▶ For each $\underline{s}_j \in \mathbf{S}$ compute the statistic $e_j = \sum_{i=1}^{n_c} (\underline{y}_i^T \underline{s}_j)^2$
- ▶ Sort sequences in descending order of their statistics

(Blind) Spreading Sequence Detector (SSD)



- ▶ For each $\mathbf{s}_j \in \mathbf{S}$ compute the statistic $e_j = \sum_{i=1}^{n_c} (\mathbf{y}_i^T \mathbf{s}_j)^2$
- ▶ Sort sequences in descending order of their statistics
- ▶ Based on e_j compute estimate $|\widehat{\mathcal{M}}_j|$ of $|\mathcal{M}_j|$
- ▶ Output first $|\mathcal{D}|$ sequences from the sorted list
- ▶ Define $\widehat{\mathbf{M}} := \text{diag}(|\widehat{\mathcal{M}}_1|, |\widehat{\mathcal{M}}_2|, \dots, |\widehat{\mathcal{M}}_{|\mathcal{D}|}|)$

MMSE estimator

- ▶ The received signal is hypothesized as

$$\mathbf{Y} = \mathbf{S}_D \mathbf{V}_D + \mathbf{Z}$$

MMSE estimator

- ▶ The received signal is hypothesized as

$$\mathbf{Y} = \mathbf{S}_D \mathbf{V}_D + \mathbf{Z}$$

- ▶ Pass \mathbf{Y} through a MMSE filter to obtain an estimate $\tilde{\mathbf{V}}$

$$\tilde{\mathbf{V}} = \begin{bmatrix} \tilde{v}_1 \\ \tilde{v}_2 \\ \vdots \\ \tilde{v}_{|D|} \end{bmatrix} = \underbrace{\hat{\mathbf{M}} \mathbf{S}_D^T (\mathbf{S}_D \mathbf{S}_D^T + I_{n_s})^{-1}}_{\text{Linear MMSE filter}} \mathbf{Y}$$

MMSE estimator

- ▶ The received signal is hypothesized as

$$\mathbf{Y} = \mathbf{S}_D \mathbf{V}_D + \mathbf{Z}$$

- ▶ Pass \mathbf{Y} through a MMSE filter to obtain an estimate $\tilde{\mathbf{V}}$

$$\tilde{\mathbf{V}} = \begin{bmatrix} \tilde{v}_1 \\ \tilde{v}_2 \\ \vdots \\ \tilde{v}_{|\mathcal{D}|} \end{bmatrix} = \underbrace{\hat{\mathbf{M}} \mathbf{S}_D^T (\mathbf{S}_D \mathbf{S}_D^T + I_{n_s})^{-1}}_{\text{Linear MMSE filter}} \mathbf{Y}$$

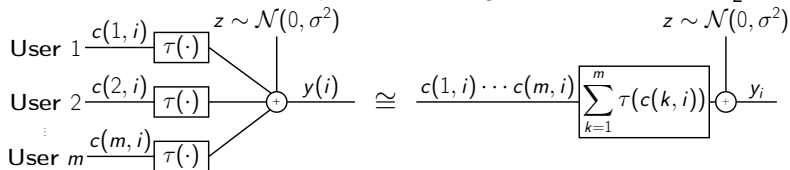
- ▶ The error covariance matrix is given by

$$\Sigma = I_{|\mathcal{D}|} - \hat{\mathbf{M}} \mathbf{S}_D^T (\mathbf{S}_D \mathbf{S}_D^T + I_{n_s})^{-1} \hat{\mathbf{M}} \mathbf{S}_D$$

- ▶ We convert \tilde{v}_j and Σ_{jj} into LLRs to be fed to Polar decoder
- ▶ Complexity is $\mathcal{O}(K^3)$

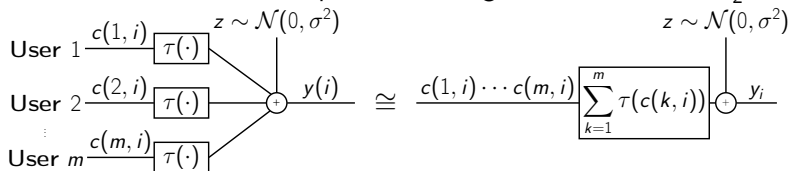
JSCL decoding of Polar codes

- ▶ Recall that multiple users can pick the same spreading sequence
- ▶ m -user GMAC over \mathbb{F}_2 is equivalent to single user AWGN over \mathbb{F}_2^m .



JSCL decoding of Polar codes

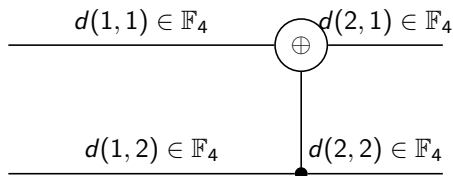
- ▶ Recall that multiple users can pick the same spreading sequence
- ▶ m -user GMAC over \mathbb{F}_2 is equivalent to single user AWGN over \mathbb{F}_2^m .



- ▶ $\underline{c}(:, i) = [\underline{c}(1, i) \quad \underline{c}(2, i) \quad \cdots \quad \underline{c}(m, i)]$
- ▶ $\Pr(\underline{c}(:, i) = \mathbf{g} | y(i)) \propto \exp\left(-\frac{(y(i) - \tau(\mathbf{g}))^2}{2\sigma^2}\right)$, for $\mathbf{g} \in \mathbb{F}_2^m$

Example: JSC decoding of Polar codes⁸

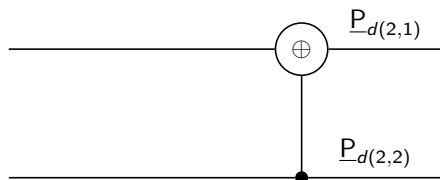
- ▶ $m = 2, n_c = 2$
- ▶ $\underline{P}_{d(2,1)} = \Pr(d(2,1)|y(1)) = \{\Pr(00|y(1)), \Pr(01|y(1)), \Pr(10|y(1)), \Pr(11|y(1))\}$
- ▶ $\underline{P}_{d(2,2)} = \Pr(d(2,2)|y(2)) = \{\Pr(00|y(2)), \Pr(01|y(2)), \Pr(10|y(2)), \Pr(11|y(2))\}$



⁸A. K. Pradhan, V. Amalladinne, K.R. Narayanan and J.-F. Chamberland, "Polar Coding and Random Spreading for Unsourced Random Access", ICC 2020

Example: JSC decoding of Polar codes⁸

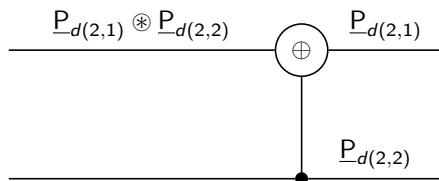
- ▶ $m = 2, n_c = 2$
- ▶ $\underline{P}_{d(2,1)} = \Pr(d(2,1)|y(1)) = \{\Pr(00|y(1)), \Pr(01|y(1)), \Pr(10|y(1)), \Pr(11|y(1))\}$
- ▶ $\underline{P}_{d(2,2)} = \Pr(d(2,2)|y(2)) = \{\Pr(00|y(2)), \Pr(01|y(2)), \Pr(10|y(2)), \Pr(11|y(2))\}$



⁸A. K. Pradhan, V. Amalladinne, K.R. Narayanan and J.-F. Chamberland, "Polar Coding and Random Spreading for Unsourced Random Access", ICC 2020

Example: JSC decoding of Polar codes⁸

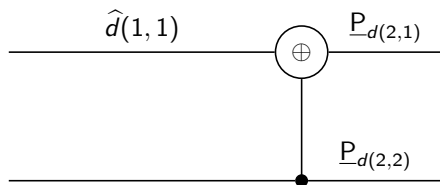
- ▶ $m = 2, n_c = 2$
- ▶ $\underline{P}_{d(2,1)} = \Pr(d(2,1)|y(1)) = \{\Pr(00|y(1)), \Pr(01|y(1)), \Pr(10|y(1)), \Pr(11|y(1))\}$
- ▶ $\underline{P}_{d(2,2)} = \Pr(d(2,2)|y(2)) = \{\Pr(00|y(2)), \Pr(01|y(2)), \Pr(10|y(2)), \Pr(11|y(2))\}$



⁸A. K. Pradhan, V. Amalladinne, K.R. Narayanan and J.-F. Chamberland, "Polar Coding and Random Spreading for Unsourced Random Access", ICC 2020

Example: JSC decoding of Polar codes⁸

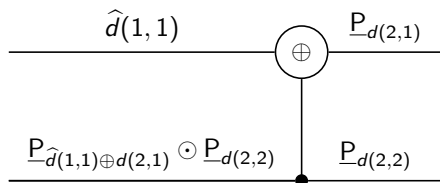
- ▶ $m = 2, n_c = 2$
- ▶ $\underline{P}_{d(2,1)} = \Pr(d(2,1)|y(1)) = \{\Pr(00|y(1)), \Pr(01|y(1)), \Pr(10|y(1)), \Pr(11|y(1))\}$
- ▶ $\underline{P}_{d(2,2)} = \Pr(d(2,2)|y(2)) = \{\Pr(00|y(2)), \Pr(01|y(2)), \Pr(10|y(2)), \Pr(11|y(2))\}$



⁸A. K. Pradhan, V. Amalladinne, K.R. Narayanan and J.-F. Chamberland, "Polar Coding and Random Spreading for Unsourced Random Access", ICC 2020

Example: JSC decoding of Polar codes⁸

- ▶ $m = 2, n_c = 2$
- ▶ $\underline{P}_{d(2,1)} = \Pr(d(2,1)|y(1)) = \{\Pr(00|y(1)), \Pr(01|y(1)), \Pr(10|y(1)), \Pr(11|y(1))\}$
- ▶ $\underline{P}_{d(2,2)} = \Pr(d(2,2)|y(2)) = \{\Pr(00|y(2)), \Pr(01|y(2)), \Pr(10|y(2)), \Pr(11|y(2))\}$



⁸A. K. Pradhan, V. Amalladinne, K.R. Narayanan and J.-F. Chamberland, "Polar Coding and Random Spreading for Unsourced Random Access", ICC 2020

Successive Interference Cancellation

- ▶ If the decoding is successful, remove $\tilde{\mathbf{v}}_j$ from \mathbf{y}

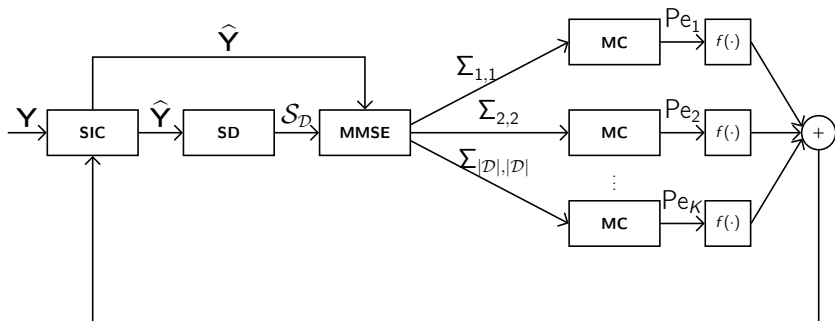
$$\mathbf{y} = \mathbf{y} - \mathbf{v}_j \otimes \mathbf{s}_j$$

Choice of parameters

Parameters to choose

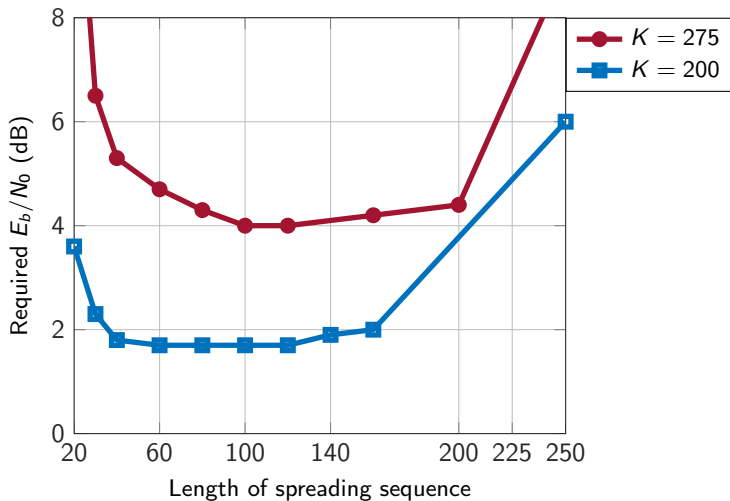
- ▶ Spreading sequence length
- ▶ Rate of the code
- ▶ Number of spreading sequences in the master list

Density evolution Using Meta-Converse (MC) bound

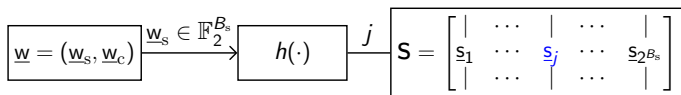


- $\Sigma = I_{|D|} - \widehat{\mathbf{M}}\mathbf{S}_D^T(\mathbf{S}_D\mathbf{S}_D^T + I_{n_s})^{-1}\widehat{\mathbf{M}}\mathbf{S}_D$
- $f(\text{Pe}_j) = \begin{cases} \underline{v}_1 \otimes s_1, & \text{with probability } 1 - \text{Pe}_j \\ 0, & \text{with probability } \text{Pe}_j \end{cases}$

SNR versus Length of Spreading Sequences



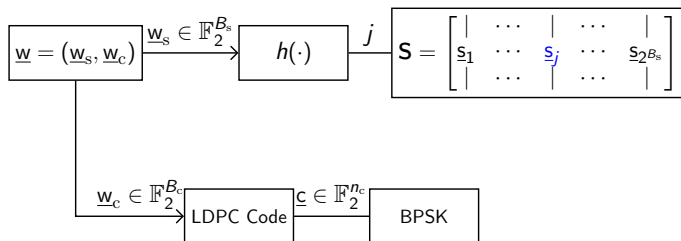
LDPC codes with soft interference cancelation ⁹



- ▶ Use LDPC codes instead of Polar codes
- ▶ Soft interference cancellation decoder
- ▶ Complexity is higher $\mathcal{O}(K^4)$

⁹A. Pradhan, V. Amalladinne, K.N, J.F, "LDPC Codes with Soft Interference Cancellation for Uncoordinated Unsourced Multiple Access", in ICC 2021

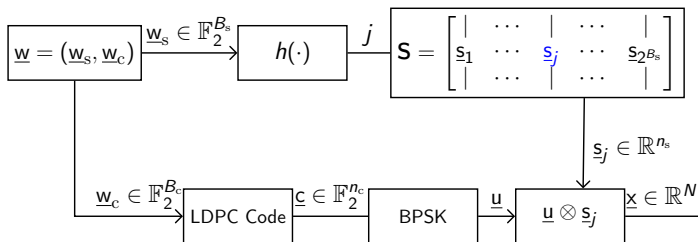
LDPC codes with soft interference cancellation ⁹



- ▶ Use LDPC codes instead of Polar codes
- ▶ Soft interference cancellation decoder
- ▶ Complexity is higher $\mathcal{O}(K^4)$

⁹A. Pradhan, V. Amalladinne, K.N, J.F, "LDPC Codes with Soft Interference Cancellation for Uncoordinated Unsourced Multiple Access", in ICC 2021

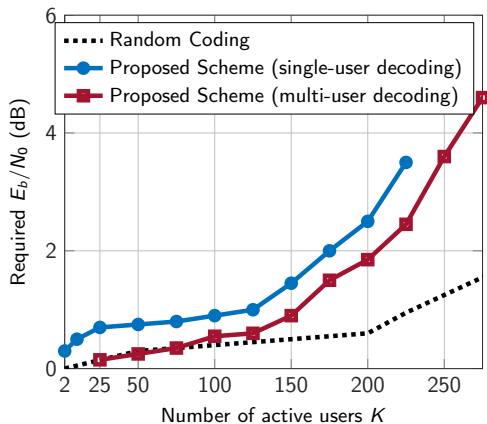
LDPC codes with soft interference cancellation ⁹



- ▶ Use LDPC codes instead of Polar codes
- ▶ Soft interference cancellation decoder
- ▶ Complexity is higher $\mathcal{O}(K^4)$

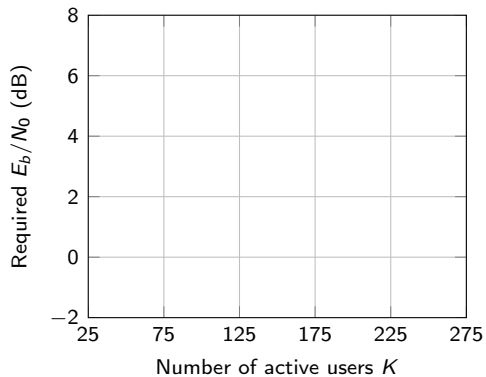
⁹A. Pradhan, V. Amalladinne, K.N, J.F, "LDPC Codes with Soft Interference Cancellation for Uncoordinated Unsourced Multiple Access", in ICC 2021

Simulation results

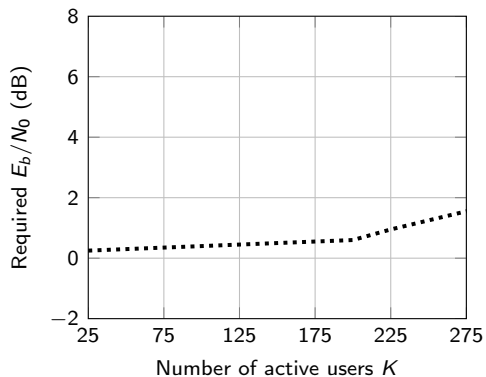


- ▶ List size - 32
- ▶ m - 4
- ▶ CRC length - 16 bits

Comparison

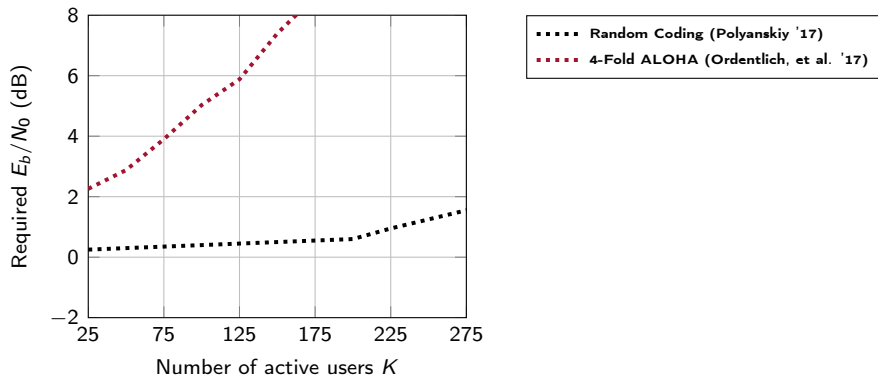


Comparison

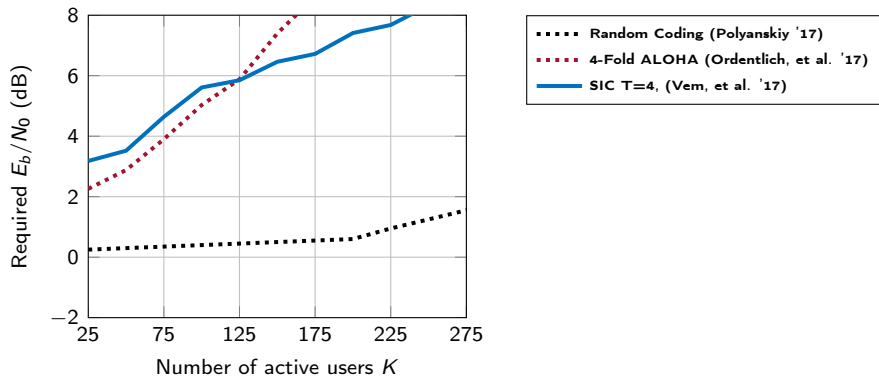


..... Random Coding (Polyanskiy '17)

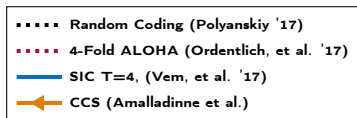
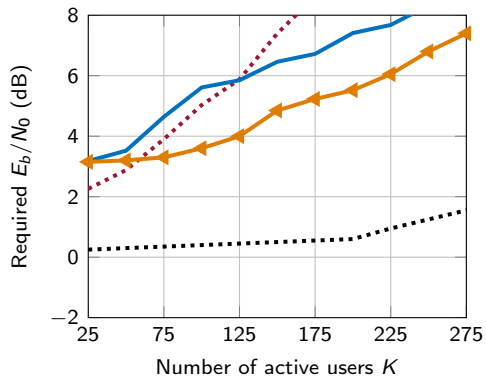
Comparison



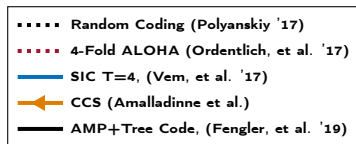
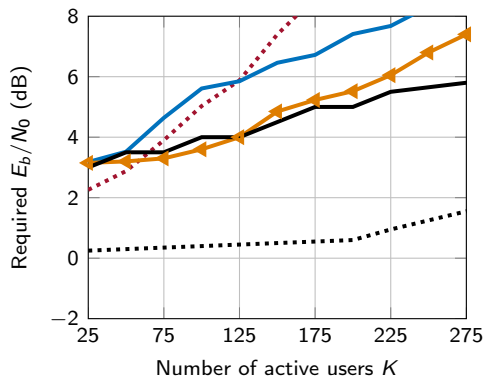
Comparison



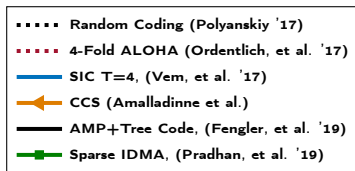
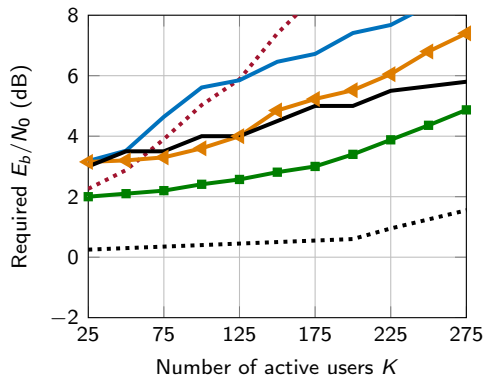
Comparison



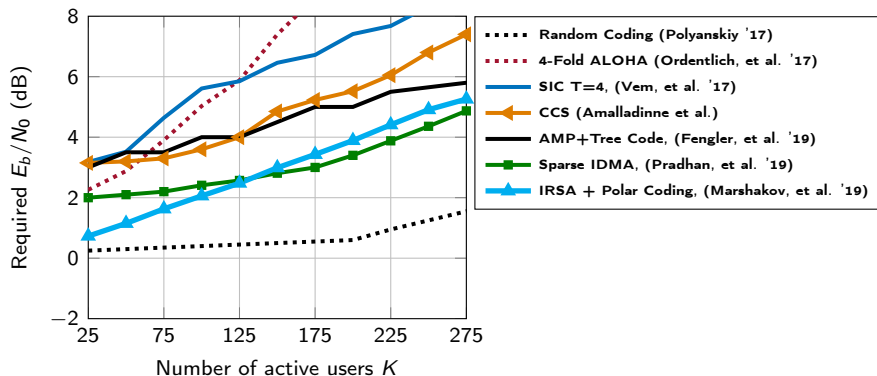
Comparison



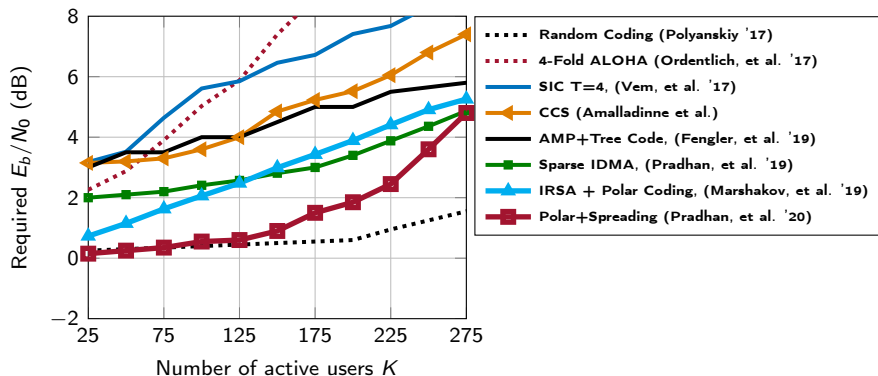
Comparison



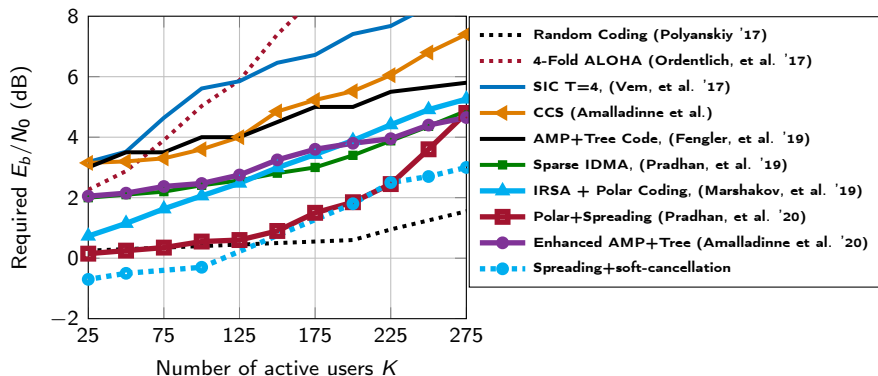
Comparison



Comparison



Comparison



Take aways from this part

- ▶ Proposed a receiver with complexity $O(K^3)$ (can be reduced)
- ▶ Blind sequence detection + classical SIC+MMSE receivers
- ▶ Near finite length bound achieving codes are required (CRC+Polar+List)
- ▶ LDPC codes + soft IC - performs best but complexity is $O(K^4)$
- ▶ Scaling with the number of users should be improved

Conclusion

- ▶ UMAC is an appropriate model for mMTC
- ▶ Focus on large number of users, short block lengths
- ▶ Exploiting connections between coding and compressed sensing
 - Coded compressed sensing - compressed sensing + Tree outer code
 - CCS + AMP - message passing decoder
 - CCS + successive cancellation list decoder
 - Coded demixing
- ▶ Extending GMAC codes to UMAC
 - Sparsifying collisions - Sparse IDMA
 - Controlling interference through spreading - Spread URA