

THE OFFSET



Central Oklahoma Cactus and Succulent Society

April 2017

Editor: Rosario Douglas



Echinocereus reichenbachii subsp. baileyi in the Wichita Mountains NWR, Oklahoma. Mount Scott in the background. Photo by Mike Douglas.

Oklahomacactus.com

Meeting time: 7:00 pm Third Thursday of the month.

Location: Will Rogers Garden Center, Oklahoma City

April 20th meeting



Program: **Grafting cacti**

by Tony Furrh

7:00 pm

At the Will Roger Exhibition Center 3400 NW 36, Oklahoma

Photo from grafting video at CactiGuide.com



President's message *Niki Furrh*

We had our March meeting for the last time at the Senior Center on the 16th with a good size crowd and a couple of visitors attending. See Robert's minutes for Treasurer's report, report on the program and other items of interest. The Garden Festival In The Park will be May 20th and Fred has volunteered to man this area and members are encouraged to drop by and spell Fred so he can get away from the table and see all the other exhibits and sales' booths. This is two weeks before our Annual Show and Sale so we will be handing out brochures and answering lots of questions.

Rosario is working on the "Coffee/Tea In The Garden". Be sure and look over the list. We have one to attend in Stillwater in April and it sounds very interesting! For those members who left after the program and before the business meeting, you missed some exciting and interesting items coming up for the club for 2017. We will be in our regular meeting room for April. Be sure and look over the rest of the newsletter for additional tidbits of information. Tony is talking with personnel at the WRGC regarding possible size, etc for our library cabinet so he will be getting that lined up (with some muscle help) and we can have access to the library again. Word has it that these cabinets will be in the 'old' library room.

With the Show and Sale the first of June we will be asking for volunteer help beginning at the next meeting and Mark has kicked off the VOLORTISM by agreeing to do the 'stickers' which we hand out each year at the Show for patrons to stick to 2018 calendars. SO Mark is the Member with the MOSTEST at the moment!! *(yes, others are getting things in line for the Show like they do most years, but Mark was actually the first to STAND UP, hand held HIGH, so that counts!!!)*

For those who care (& those who don't – ha!), I'm beginning to feel a lot better physically and several of our members who have had some difficult months, are beginning to stroll back in so I'm looking forward to smooth sailing-on our thru 2017. The officers are planning some new items throughout the year and are working towards a special 'treat' for club members in the coming future which we should all enjoy. See you April 20th at 7:00PM



From the Editor

Rosario Douglas

Dear members,

Last month we launched a new website for the club (you can see it at:

<https://oklahomacactus.com>

This month we are launching a new newsletter, which you will be able to download and **print** if you need a printed copy. All newsletters will continue to reside on our website.

Also remember to check the Club's [Facebook page](#).

Coffee/tea in the garden

April 8

In April members have the opportunity to visit our first garden/greenhouse of the Coffee/tea in the Garden series organized by the Central Oklahoma Cactus & Succulent Society.

Place: Stillwater succulents located inside Woodland Park Vineyards. It is filled with many plants including Succulents and Cactus.



Time: 9-12 am

Address: at 3023 N Jardot, Stillwater, Oklahoma.

Host: Jeanette Hane

Any questions please call Jeanette at (405) 743-2442

Mark your calendars for **April 8th**.

You will have the chance to visit our first garden/greenhouse in the first of our new series of Tea/Coffee in the gardens events.

Please let Jeanette know if you are planning to go.



Minutes of last meeting *Robert Millison*

COCSS Meeting 3-16-17 Called to order at 7:02 pm.

Joyce presented a program demonstrating how to re-pot plants in preparation for show. She discussed the different pot shapes (low & wide vs. tall & slender) and the importance of using a clean and undamaged pot for show plants. Be sure that all pots used have a drainage hole; she used a piece of screen to cover the drainage hole to keep the soil from running out. When putting the plant in the new pot, be sure the plant is centered; Joyce suggests positioning the plant slightly higher in the pot to provide for settling of the soil. Top dressing is applied, and the pot is gently shaken to help everything settle in. The plant should be labeled with the date of re-potting, plant name, and possibly flower color. Wait one week to water so that roots have a chance to callous over (reduces risk of rot/disease). Joyce suggests having the following tools on hand when re-potting: salad tongs; scissors; tweezers; clippers/trimmers. For bug control, Joyce suggests using a triple systemic (such as Bayer's Advanced Rose & Flower 3-in-1), which should treat all pests except for spider-mites; for spider-mites, she suggests using a Neem Oil that specifically identifies spider-mites. After application of the triple systemic, water the plants well.

Business Meeting called to order at 7:45pm with 17 members and 3 guests present.

Treasurer's Report: Bank Balance: \$8,780.75 (with a few checks still out).
22 paid members.

Old Business:

Mark reported on the "Plant Save", stating that he has a garage full of plants that can be prepared for sale at the show/sale. Tony has many opuntia & cholla cuttings available if anyone would like some. Vivian (the lady who allowed us to dig the plants) is interested in obtaining some iris plants; if any members have extra iris plants, she would be grateful to have them for her yard.

The April monthly COCSS meeting will be held in our old room at the re-modeled garden center.

Rosario discussed the following:

Refreshment list - we need someone to provide snacks for the October and November meetings.

Show Plant list - please sign up & indicate the approximate number of plants you plan to enter



Minutes of last meeting cont.

April 2017

in the judged show; anyone planning to sell items at the show/sale is expected to enter at least 1 plant in the judged show. Having an idea of the number of expected show plants will help with planning/setting up.

"Tea/Coffee In The Garden" - Members can contact Rosario to schedule a day/time to open their personal gardens/greenhouses for tour. The club will reimburse up to \$20 for refreshments provided to those touring. The following garden tours have been scheduled:

April 8th: "Stillwater Succulants" (small nursery/winery) owned by Jeanette Sciara 3023 Jardot, Stillwater, OK. Please RSVP to Jeanette so she will have an idea of how many people to expect (Rosario will provide a contact number for RSVP).

August 12th: Freddy Hill's garden 609 S. Howard Ave., Moore, OK.

September 16th: Joyce Hochtritt 600 N. Pine, Midwest City, OK.

New Business:

For the April meeting, Tony will present a demonstration of grafting techniques; Post-cards/labels will be available at the meeting so they can be stamped and prepared for mailing.

Rosario has been communicating with Lance at the OKC Zoo about possibly speaking at the August meeting. We are working on possibly getting 1-2 speakers from the Ft. Worth club to come & present a program at the October/November meetings.

Name Tag List - if you need a club name tag, please sign.

Mark volunteered to do the S/S stickers.

Tony reports that the club has ordered a new book for the library - "Succulents of South Africa".

On 3-15-17, Tony met with the WRGC Supervisor and reports that WRGC wants to "reconnect" with the various garden clubs. They discussed the following topics:

The COCSS taking charge of caring for the cactus/succulent bed in the conservatory.

WRGC allowing the COCSS access to greenhouse table space for plant storage/propagation/etc.

The COCSS possibly putting in an outdoor Xerophytic plant bed at WRGC.

Any work done by club members would be tracked, and WRGC would credit that time toward room rent.

COCSS members voiced various concerns, including what times/days we might have access to the WRGC greenhouse/conservatory; many members work week-days

& would only be able to help on weekends.

It was moved/seconded that Tony should research this further & get clarification on specifics.

Rosario mentioned the new COCSS web-site (oklahomacactus.com) and encouraged everyone to check it out.

Flyers for the Show/Sale and the Dish Garden Workshop are available for printing from the web-site. Meeting adjourned at 8:40pm.



Happenings *Joyce Hochtritt*

April 1 – 2, 2017 – Austin Cactus and Succulent Society's Spring Show & Sale, Zilker Botanical Gardens, Austin, TX.

April 8 – 9, 2017 – New Mexico Cactus and Succulent Society's Annual Show & Sale, Albuquerque Garden Center, 10120 Lomas Blvd NE, Albuquerque, NM

April 8 Tea/coffee in the gardens. The first of a series of gardens/greenhouses that members of the Central Oklahoma Cactus & Succulent Society can visit.

Time: 9-12 Location: [Stillwater Succulents](#) at 3023 N Jardot, Stillwater, Oklahoma. Host Jeanette Hane. For more information call her at 405-743-2442

April 20, 7:00 pm – COCSS Meeting & Program – Will Rogers Exhibition Center?

Program: To be announced

Refreshments: Robert Millison

April 26 – 27 – 28, 2017 – San Antonio Cactus and Xerophyte Society's Annual Show & Sale, San Antonio Garden Center, San Antonio, TX.

May 18 COCSS Meeting & Program – 7:00 pm – Will Rogers Exhibition Center?

Program: Getting ready for the Show & Sale

Refreshments: Mary Cox

June 3 – 4, 2017 – Central Oklahoma Cactus and Succulent Society's Annual Show & Sale, Will Rogers Exhibition Center, Oklahoma City, OK.

June 15 Build your own dish garden Workshop. 7-8:30 pm at the Will Rogers Garden Center.

July 8 – 9, 2017 – Henry Shaw Cactus and Succulent Society's Annual Show & Sale, Missouri Botanical Garden St. Louis, MO.



Article of the month *Rosario Douglas*

Our Oklahoma native redbud trees have been blooming here in Central Oklahoma since early March and backyards are already partly green. Bluebirds are visiting my nesting box and soon the Dark-eyed Juncos will start their migration north. For plant enthusiasts this means garden work and for club members it is that time of the year when we start thinking about getting our plants ready for our early June Show & Sale. By mid-April the danger of freezing weather should be almost over and our plants can come out of garages, greenhouses etc. It is a lovely time of the year to be outside working on your gardens or plants.


This month we had an interesting demonstration about repotting our succulents by long-time member and nursery owner Joyce Hochtritt. Many interesting tips were given, including using water with vinegar to clean our old pots and using thin screen to line the bottom of our pots. You can see a nice video (not our program) about repotting your succulents [Here](#).

Next month we will have a grafting demonstration by long-time member Tony Furrh and this will certainly add to the knowledge our members can use in order to move their hobby to another level. Check our website (oklahomacactus.com) for an interesting demo about grafting. It is in the **RESOURCES** tab in the Cultivation section.

In the meantime I found this interesting article (see link below) about *pruning your succulents*. Invariably this is in reference to the leafy type of succulents rather than the one-stemmed or even multi-stemmed cacti or Euphorbias. Many multi-headed succulents like some cacti and particularly plants in the genus *Crassula* can be split when they have produced too many offshoots. I have included the link to this article and I have also copied “verbatim” a small portion of the text. You can go to the link and read the whole article.

Can You Trim Succulents? Absolutely!

Pruning Succulents - where to cut



drought-smart-plants.com

“Succulent plants, like any other plant, sometimes outgrow their space and require pruning or trimming. As they get older, they can get top heavy and fall over even in a large pot”...

See the complete article [Here](#)





What is blooming

Mike Douglas

These succulent flowers and stems were photographed in our greenhouse in mid-March. The impressive pink flowers of *Neoporteria nidus* (a genus of cacti only found in Chile) has been blooming for about a week.

The *Euphorbia* species with the yellow flowers in the lower right has also been flowering for some weeks now. The flowers are very small but numerous. They are coated with nectar.

In the lower left, the *Euphorbia actinoclada* has an interesting stem pattern, the mix of different greens and the thorns make for an attractive combination.

All photos were done by taking multiple shots at different focus points and "stacking" them in Helicon Focus software.






Succulent Plants

Rosario Douglas

The Genus Facheiroa

The genus *Facheiroa* was described in 1920 by Britton and Rose. The name comes from the vernacular name “Facheiro” used in Brazil to refer to a number of columnar cacti.

There are seven species in this genus, found in the state of Bahia in northeastern Brazil. Their habitat is the low mountains and they are found from 370-1000 meters in elevation. *Facheiroa* species grow in Bambuí (highly eroded limestone rock formations found in northeastern Brazil) often along with other cacti from genera such as *Melocactus*, *Tacinga*, and *Pilosocereus*.



The plants are columnar or with branches and a thick, short trunk. Some have a lateral cephalium. The nocturnal flowers are tubular and are pollinated by bats and moths. Cacti in this genus are not common in cultivation.

Sources: *CactGuide.com*, *The Last Cactus Classification*
at: <http://cactusclassification.science/category/facheiroa/>

Photo by Mike Douglas. You can see a talk about our Brazil trip at [The Naturalist's Travel Page](#) and go to talk number 18.



The Botanical Corner

Rosario Douglas

- Falcate** Sickle-shaped
- Farinose** Clothed with a whitish, mealy powder.
- Fasciatus** Crested
- Feltd** Matted with intertwined hairs
- Ferox** Bold and fierce.
- Fenestrate** Having openings or transparent spots.



Photo: *Cephalocereus senilis* showing **felted** radial spines. By Rehmi. Wikipedia Creative Commons.

Terms from a book by W. Taylor Marshall and R.S. Woods. The book is titled, *Glossary of succulent plant terms*, published in 1938. Also Wikipedia and from CactiGuide.com at <http://cactiguide.com/glossary/>.



CENTRAL OKLAHOMA CACTUS AND SUCCULENT SOCIETY

April 2017

HOME ABOUT NEWSLETTERS RESOURCES PHOTOS EVENTS JOIN CONTACT

HOME

Welcome to the Central Oklahoma Cactus&Succulent Society. You can learn about our club in the [about](#) section. Our monthly newsletter is **"The Offset"**. All issues starting in 2011 are available under the Newsletters tab. A membership form is available under the [Join](#) tab. Feel free to use the [contact form](#) if you have any questions about the club or this webpage. Unless otherwise stated, photos are by Mike Douglas.

April 20th meeting

COCSS

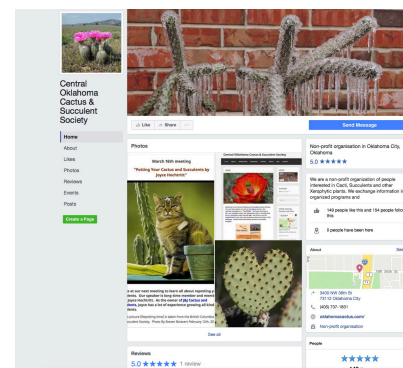
Translate

Select Language

Search ...

COCSS meeting location and time

3400 NW 36th St
Oklahoma City, Oklahoma
405-297-1392
7:00PM Third Thursday of the Month



Follow and like our website (upper left) at:

Oklahomacactus.com and our Facebook page (upper right)

Officers

President	Niki Furrh	tonynikifurrh@gmail.com	405-722-1718
Vice President	Rosario Douglas	rd501983@gmail.com	405-447-7617
Secretary	Robert Millison	robert.milison@yahoo.com	405-850-9388
Treasurer	Mark Dittmar	markdittmar@ouhsc.edu	405-204-9594
Librarian	Tony Furrh	tonynikifurrh@gmail.com	405-722-1718
CSSA Affiliate	Joyce Hochtritt	cactibud@cox.net	405-737-1831

Newsletter editor, Webmaster and Facebook administrator Rosario Douglas