

STATE OF MISSOURI

APPROPRIATION ACTIVITY REPORT




APPROPRIATION YEAR 2021

**OFFICE OF ADMINISTRATION
DIVISION OF ACCOUNTING**

APPROPRIATION ACTIVITY REPORT

APPROPRIATION YEAR 2021



STATE OF MISSOURI

MICHAEL L. PARSON
GOVERNOR

SARAH H. STEELMAN
COMMISSIONER
OFFICE OF ADMINISTRATION

STACY NEAL
DIRECTOR
DIVISION OF ACCOUNTING

Michael L. Parson
Governor



Sarah H. Steelman
Commissioner

State of Missouri
OFFICE OF ADMINISTRATION
Division of Accounting
570 Truman Building, 301 West High Street
Post Office Box 809
Jefferson City, Missouri 65102
(573) 751-2971
INTERNET: <http://www.oa.mo.gov/acct>
E-MAIL: acctmail@oa.mo.gov

Stacy Neal
Director

September 24, 2021

The Honorable Michael L. Parson
Governor of Missouri
State Capitol
Jefferson City, Missouri 65101

Dear Governor Parson:

I am pleased to submit the Appropriation Activity Report of the State of Missouri for the appropriation year July 1, 2020 through July 31, 2021.

This report, together with the annual combined financial report of the Missouri Department of Revenue and the Office of the State Treasurer, will fulfill the statutory requirements for financial reporting under Section 32.060 of the Missouri Revised Statutes.

These statements present a comparative analysis of revenues to expenditures and appropriations to expenditures for Appropriation Year 2021. This report also includes a detailed analysis of appropriations and expenditures by departments, fund groups, and major categories. This report is prepared on a budgetary (non-GAAP) basis of accounting. Under the budgetary basis of accounting, revenues are recorded when cash is received and expenditures when the liabilities for them are recorded.

Sincerely,

A handwritten signature in black ink that reads "Stacy Neal".

Stacy Neal
Director

STATE OF MISSOURI
REVENUES - ALL FUNDS AND GENERAL REVENUE FUNDS
FOR FISCAL YEARS 2021 AND 2020

	Fiscal Year 2021		Fiscal Year 2020	
	All Funds	General Revenue Funds	All Funds	General Revenue Funds
<u>TAXES</u>				
Sales and Use Tax	\$ 4,119,209,667	\$ 2,431,357,234	\$ 3,787,817,409	\$ 2,276,359,005
Income Tax	9,728,292,217	9,715,985,554	7,421,906,649	7,414,202,525
Premium Tax	447,941,674	351,012,888	446,610,207	332,473,748
Commodity Tax	145,734,339	39,666,594	137,760,197	34,894,961
Medical Marijuana Tax	2,004,425	---	---	---
Motor Vehicle Fuel/Use Tax	709,548,194	---	719,700,134	---
Inheritance Tax	2,854	2,854	7,649	7,649
Miscellaneous Taxes	547,453,866	161,486,744	383,749,222	56,065,147
Total Taxes	15,700,187,236	12,699,511,868	12,897,551,467	10,114,003,035
<u>LICENSES, FEES AND PERMITS</u>				
Licenses and Permits	455,975,343	6,766,214	401,094,543	6,301,486
Collection Fees	39,649,517	39,647,714	37,972,021	37,971,746
Registration Fees	55,922,394	41,410,210	49,224,771	36,485,463
Regulatory Fees	74,512,924	904,715	71,080,212	811,972
Inspection Fees	13,625,605	1,167,177	12,427,243	1,050,883
Court Fees	25,832,244	10,315,450	29,055,384	10,967,380
Financial Institute Exam Fees	12,866,412	---	12,620,267	---
Admission Fees	27,724,165	---	29,606,636	---
Medical Marijuana Fees	11,887,562	---	21,338,720	---
Miscellaneous Fees	73,664,464	1,007,441	74,131,127	863,437
Total Licenses, Fees and Permits	791,660,630	101,218,921	738,550,924	94,452,367
<u>SALES</u>				
Bond Sales	---	---	201,000,000	---
Working Capital Revolving Fund Sales	20,272,219	---	29,162,885	---
Lottery Sales	637,654,846	---	519,018,964	---
Canteen Sales	28,714,625	---	26,954,394	---
Sales	26,944,260	2,619,583	42,279,003	457,407
Total Sales	713,585,950	2,619,583	818,415,246	457,407
<u>LEASES AND RENTALS</u>				
Concessions and Recreational Rentals and Leases	2,975,257	1,101	2,845,425	1,350
Miscellaneous Leases and Rentals	18,232,468	1,227	23,729,194	4,089
Total Leases and Rentals	21,207,725	2,328	26,574,619	5,439

STATE OF MISSOURI
REVENUES - ALL FUNDS AND GENERAL REVENUE FUNDS
FOR FISCAL YEARS 2021 AND 2020

	Fiscal Year 2021		Fiscal Year 2020	
	All Funds	General Revenue Funds	All Funds	General Revenue Funds
<u>SERVICES</u>				
Medicaid Services	520,308,949	1,589,225	504,089,815	2,121,006
Medicare Services	5,827,589	1,329,580	3,900,122	---
Other Medical Services	4,980,896	4,121,624	4,781,908	3,908,384
Other Services	876,082	45	771,034	---
Interagency Services	202,322,784	1,253,646	197,689,056	672,211
Total Services	734,316,300	8,294,120	711,231,935	6,701,601
<u>CONTRIBUTIONS AND INTER- GOVERNMENTAL RECEIPTS</u>				
Federal Grants	14,010,146,968	2,011,564,088	14,151,396,765	1,907,818,292
Others	73,110,033	25,253,123	75,749,060	26,815,933
Total Contributions and Intergovernmental Receipts	14,083,257,001	2,036,817,211	14,227,145,825	1,934,634,225
<u>INTEREST, PENALTIES AND UNCLAIMED PROPERTIES</u>				
Interest	82,797,361	19,570,094	89,721,306	40,629,318
Penalties	531,619,279	16,894,342	38,979,262	7,736,277
Unclaimed Properties	99,285,919	31,862	85,468,642	56,278
Total Interest, Penalties and Unclaimed Properties	713,702,559	36,496,298	214,169,210	48,421,873
<u>REFUNDS</u>				
Medicare-Medicaid Refunds	823,648,251	3,739,676	793,013,288	4,699,871
School Refunds	5,497,553	3,956,685	7,944,255	4,017,806
Cost Reimbursements	277,619	277,619	630,278	630,278
Miscellaneous Refunds	9,410,520	1,835,701	13,013,245	3,434,032
Total Refunds	838,833,943	9,809,681	814,601,066	12,781,987
<u>MISCELLANEOUS RECEIPTS</u>				
Redeposit of Investment/ Loan Principal	105,779,022	---	107,568,921	25,000
Bond Account	---	---	116,729	116,729
Miscellaneous Receipts	599,207,494	166,156,508	668,972,809	134,319,067
Total Miscellaneous Receipts	704,986,516	166,156,508	776,658,459	134,460,796
TOTAL REVENUES	\$ 34,301,737,860	\$ 15,060,926,518	\$ 31,224,898,751	\$ 12,345,918,730

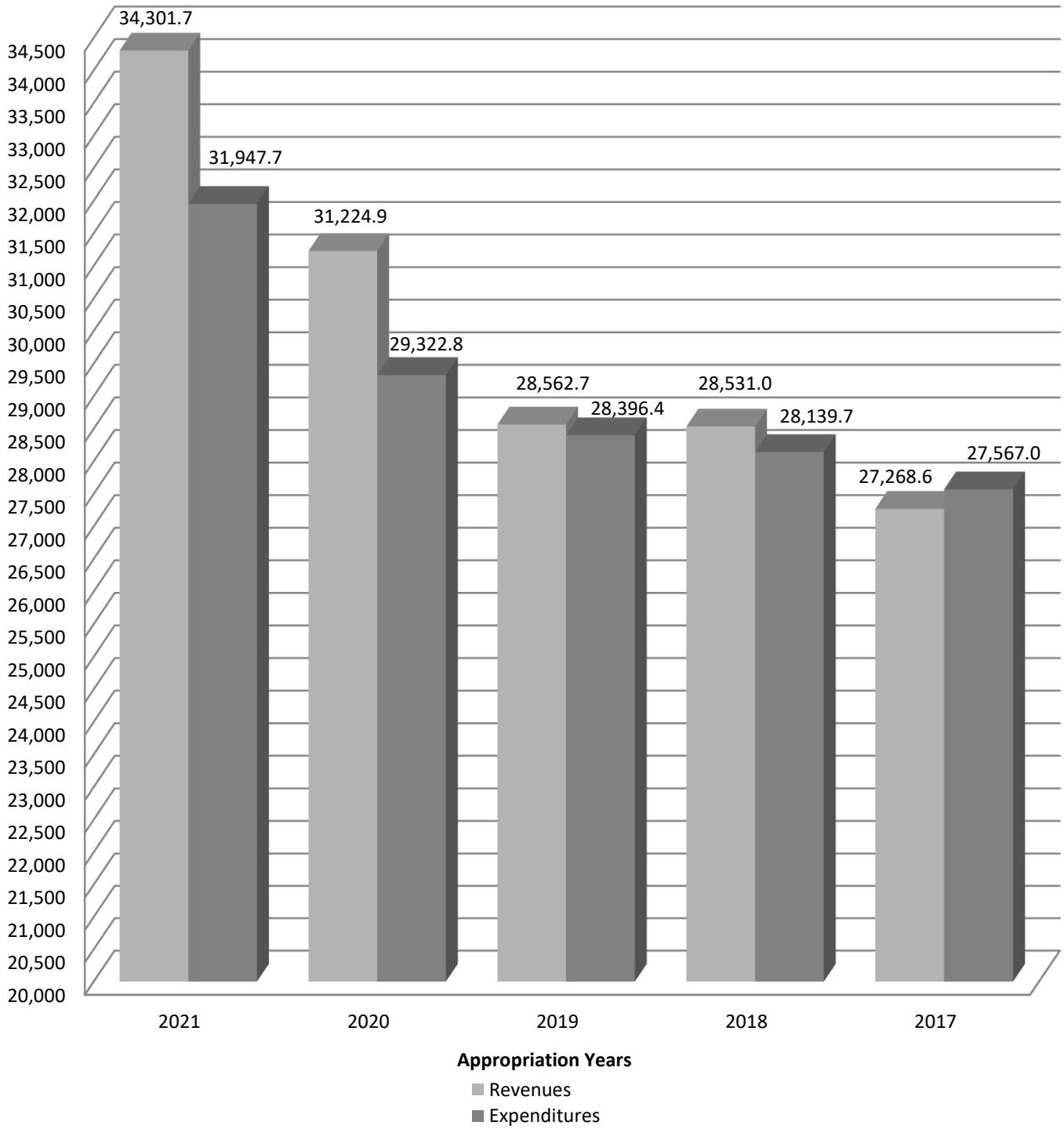
The notes are an integral part of this report.

STATE OF MISSOURI
SCHEDULE OF REVENUES, EXPENDITURES AND TRANSFERS
FOR THE PAST FIVE YEARS - ALL FUNDS

	Fiscal Year 2021	Fiscal Year 2020	Fiscal Year 2019	Fiscal Year 2018	Fiscal Year 2017
<u>REVENUES AND TRANSFERS IN</u>					
Revenues					
Taxes	\$ 15,700,187,236	\$ 12,897,551,467	\$ 13,735,990,440	\$ 13,741,150,812	\$ 13,173,105,007
Licenses, Fees and Permits	791,660,630	738,550,924	743,002,386	714,244,657	708,942,665
Sales, Services, Leases and Rentals	1,469,109,974	1,355,221,800	1,368,249,291	1,309,903,741	1,164,238,903
Bond Sale Proceeds	---	201,000,000	35,003,859	133,670,889	102,130,224
Contributions and Intergovernmental	14,083,257,001	14,227,145,825	11,022,669,051	10,996,931,646	10,478,881,838
Interest, Penalties and Unclaimed Properties	713,702,559	214,169,210	219,128,204	191,196,146	174,280,452
Refunds	838,833,943	814,601,066	795,713,475	783,661,373	759,534,949
Miscellaneous Revenues	704,986,517	776,658,459	642,983,099	660,286,779	707,483,747
Total Revenues	34,301,737,860	31,224,898,751	28,562,739,805	28,531,046,043	27,268,597,785
Total Transfers In	7,715,896,740	7,036,732,409	7,513,266,507	6,981,436,257	7,196,919,595
Total Revenues and Transfers In	\$ 42,017,634,600	\$ 38,261,631,160	\$ 36,076,006,312	\$ 35,512,482,300	\$ 34,465,517,380
	Appropriation Year 2021	Appropriation Year 2020	Appropriation Year 2019	Appropriation Year 2018	Appropriation Year 2017
<u>EXPENDITURES AND TRANSFERS OUT</u>					
Expenditures					
Personal Service Expense and Equipment	\$ 3,571,284,643	\$ 3,499,598,354	\$ 3,400,951,537	\$ 3,285,811,224	\$ 3,240,596,296
Capital Improvements	2,010,183,521	1,907,371,303	1,918,886,245	1,819,570,683	1,754,235,700
Program Specific	981,323,017	990,836,274	844,447,533	894,447,539	778,342,344
Refunds (Note 4)	23,838,423,645	21,580,675,692	20,809,210,040	20,622,917,059	20,284,032,754
Total Expenditures	1,546,484,354	1,344,312,140	1,422,954,521	1,516,980,867	1,509,796,531
Transfers Out	31,947,699,180	29,322,793,763	28,396,449,876	28,139,727,372	27,567,003,625
Total Expenditures and Transfers Out	7,715,896,740	7,036,732,409	7,513,266,507	6,981,436,257	7,196,919,595
Excess Revenues and Transfers In (Expenditures and Transfers Out)	39,663,595,920	36,359,526,172	35,909,716,383	35,121,163,629	34,763,923,220
	\$ 2,354,038,680	\$ 1,902,104,988	\$ 166,289,929	\$ 391,318,671	\$ (298,405,840)

The notes are an integral part of this report.

**STATE OF MISSOURI
CHART OF REVENUES AND EXPENDITURES
FOR THE PAST FIVE YEARS - ALL FUNDS
Millions of Dollars**

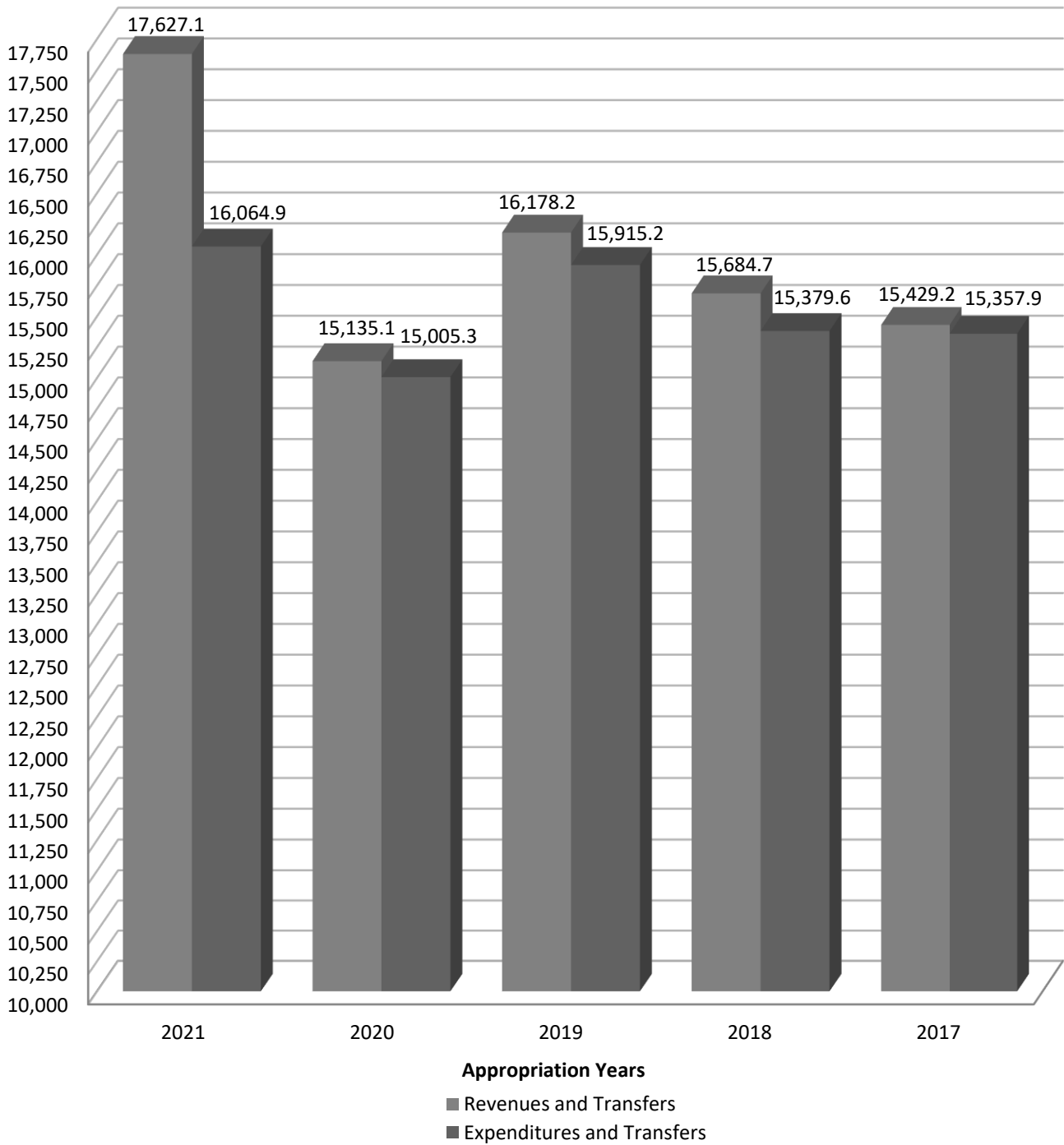


STATE OF MISSOURI
SCHEDULE OF REVENUES, EXPENDITURES AND TRANSFERS
FOR THE PAST FIVE YEARS - GENERAL REVENUE FUNDS

	Fiscal Year 2021	Fiscal Year 2020	Fiscal Year 2019	Fiscal Year 2018	Fiscal Year 2017
<u>REVENUES AND TRANSFERS IN</u>					
Revenues					
Sales and Use Tax	\$ 2,431,357,234	\$ 2,276,359,005	\$ 2,236,812,921	\$ 2,197,028,802	\$ 2,147,158,067
Individual Income Tax	8,917,874,919	6,951,073,445	7,646,930,595	7,728,280,525	7,320,814,886
Corporate Income Tax	798,110,635	463,129,080	524,941,270	459,482,248	432,357,927
County Foreign					
Insurance Tax	303,508,972	293,426,175	293,213,210	309,944,094	280,409,451
Liquor Taxes and Licenses	34,079,008	29,048,240	27,575,535	26,730,814	25,601,633
Beer Taxes and Licenses	7,538,239	7,241,822	7,517,441	7,437,211	7,666,892
Corporation Franchise Tax	---	---	1,614,811	2,240,048	2,743,150
Inheritance Tax	2,854	7,649	7,631	54,413	55,785
Miscellaneous Taxes	208,990,660	95,112,720	150,978,871	168,554,743	143,916,496
Interest on Deposits and Investments	19,570,094	40,629,318	36,267,422	23,349,932	13,369,696
Licenses, Fees and Permits	99,268,268	93,057,266	93,324,178	91,306,860	89,326,725
Sales, Services, Leases and Rentals	10,916,031	7,164,447	45,692,248	12,415,028	22,098,507
Refunds	9,809,681	12,781,987	9,885,412	12,722,106	7,321,631
All Other Sources	2,219,899,923	2,076,887,576	1,888,338,671	1,791,629,165	1,785,071,791
Total Revenues	15,060,926,518	12,345,918,730	12,963,100,216	12,831,175,989	12,277,912,637
Total Transfers In	2,566,153,955	2,789,164,269	3,215,120,655	2,853,495,393	3,151,271,787
Total Revenues and Transfers In	\$ 17,627,080,473	\$ 15,135,082,999	\$ 16,178,220,871	\$ 15,684,671,382	\$ 15,429,184,424
	Appropriation Year 2021	Appropriation Year 2020	Appropriation Year 2019	Appropriation Year 2018	Appropriation Year 2017
<u>EXPENDITURES AND TRANSFERS OUT</u>					
Expenditures					
Personal Service	\$ 1,006,083,472	\$ 1,030,594,413	\$ 1,068,367,077	\$ 1,057,193,411	\$ 1,052,885,210
Expense and Equipment	480,135,056	515,980,308	544,273,721	489,477,224	467,550,704
Capital Improvements	7,786,744	15,924,206	7,113,540	7,442,727	12,466,150
Program Specific	8,919,882,110	8,161,016,107	8,307,475,171	8,147,627,146	7,895,220,383
Refunds (Note 4)	1,485,430,501	1,266,548,513	1,349,773,175	1,437,942,860	1,418,618,549
Total Expenditures	11,899,317,883	10,990,063,547	11,277,002,684	11,139,683,368	10,846,740,996
Transfers Out	4,165,564,200	4,015,255,950	4,638,168,004	4,239,895,628	4,511,111,526
Total Expenditures and Transfers Out	16,064,882,083	15,005,319,497	15,915,170,688	15,379,578,996	15,357,852,522
Excess Revenues and Transfers In (Expenditures and Transfers Out)	\$ 1,562,198,390	\$ 129,763,502	\$ 263,050,183	\$ 305,092,386	\$ 71,331,902

The notes are an integral part of this report.

**STATE OF MISSOURI
CHART OF REVENUES, EXPENDITURES, AND TRANSFERS
FOR THE PAST FIVE YEARS - GENERAL REVENUE FUNDS
Millions of Dollars**

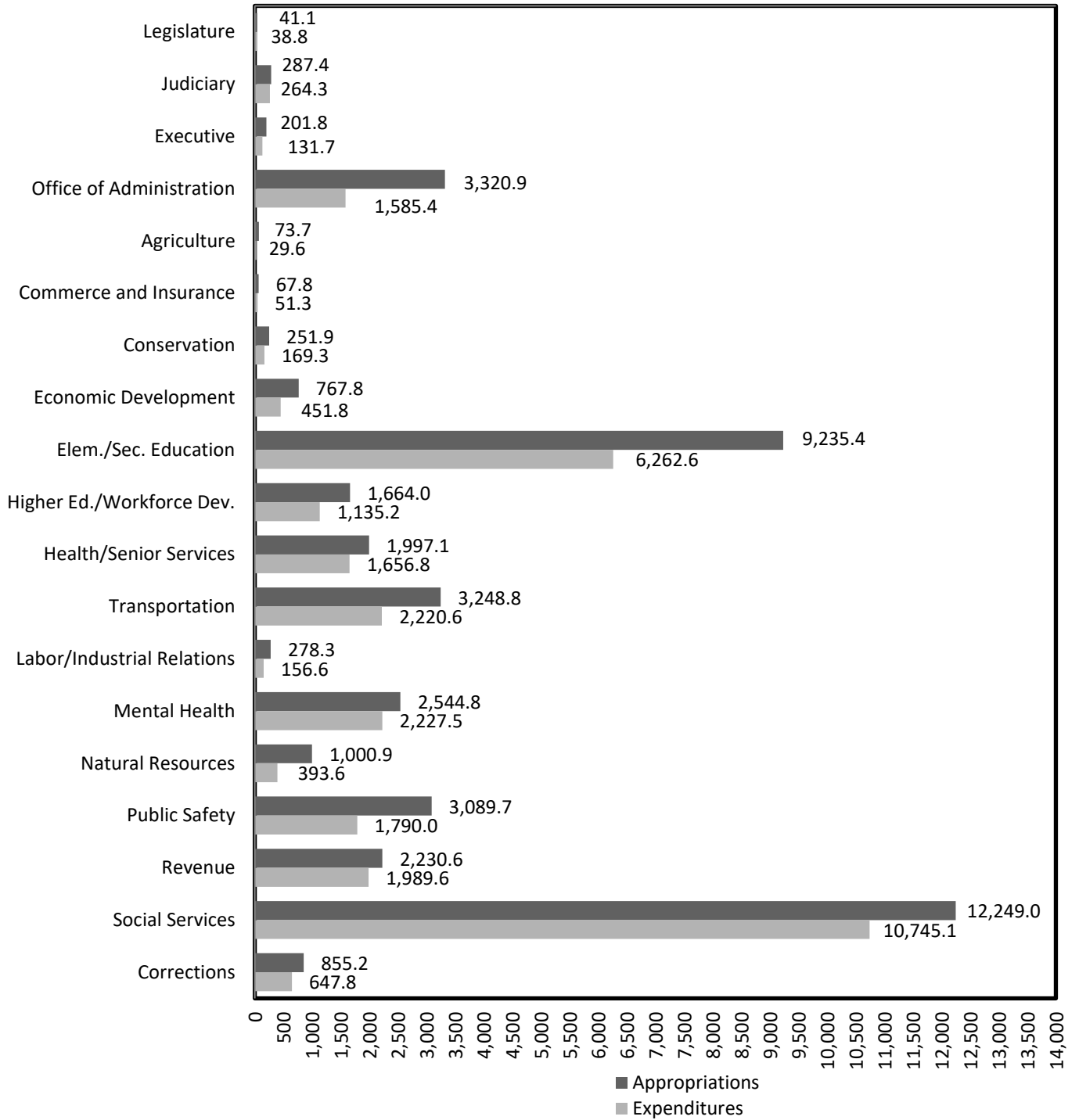


STATE OF MISSOURI
SUMMARY OF APPROPRIATION ACTIVITY BY DEPARTMENT
ALL FUNDS
FOR THE APPROPRIATION YEAR 2021

	Appropriations	Expenditures and Transfers Out June 30, 2021	Lapse Period Corrections and Transfers Out	Total Expenditures and Transfers Out	Reappropriations to 2022	Lapse of Appropriations
Legislature	\$ 41,108,534.00	\$ 38,838,553.74	\$ ---	\$ 38,838,553.74	\$ ---	\$ 2,269,980.26
Judiciary	287,369,680.00	264,287,541.18	(629.40)	264,286,911.78	---	23,082,768.22
Executive	201,775,135.00	131,698,545.24	---	131,698,545.24	---	70,076,589.76
Office of Administration	3,320,928,684.00	1,585,424,481.34	6,505.29	1,585,430,986.63	18,058,637.00	1,717,439,060.37
Agriculture	73,667,035.00	29,635,148.03	188.68	29,635,336.71	250,532.00	43,781,166.29
Commerce and Insurance	67,844,394.00	51,281,440.08	---	51,281,440.08	---	16,562,953.92
Conservation	251,934,312.00	169,328,388.67	(33,383.50)	169,295,005.17	34,110,196.00	48,529,110.83
Economic Development	767,805,567.00	451,812,952.82	---	451,812,952.82	---	315,992,614.18
Elementary and Secondary Education	9,235,428,314.00	6,262,594,200.50	(2,554.04)	6,262,591,646.46	301,370.00	2,972,535,297.54
Higher Education and Workforce Development	1,663,967,976.00	1,135,198,324.43	(247.05)	1,135,198,077.38	954,802.00	527,815,096.62
Health and Senior Services	1,997,099,594.00	1,656,807,562.81	(47,017.45)	1,656,760,545.36	---	340,339,048.64
Transportation	3,248,806,736.00	2,220,575,760.24	139.93	2,220,575,900.17	---	1,028,230,835.83
Labor and Indus- trial Relations	278,265,632.00	156,638,274.85	(2,933.07)	156,635,341.78	---	121,630,290.22
Mental Health	2,544,752,764.00	2,227,473,397.36	22,172.03	2,227,495,569.39	3,941,059.00	313,316,135.61
Natural Resources	1,000,933,287.00	393,644,221.97	(3,453.05)	393,640,768.92	2,276,300.00	605,016,218.08
Public Safety	3,089,653,088.00	1,789,842,066.11	159,866.89	1,790,001,933.00	149,504,342.00	1,150,146,813.00
Revenue	2,230,550,297.00	1,989,619,475.40	(16,685.97)	1,989,602,789.43	---	240,947,507.57
Social Services	12,249,003,155.00	10,745,117,294.91	(3,707.26)	10,745,113,587.65	84,418.00	1,503,805,149.35
Corrections	855,207,966.00	647,811,592.19	(8,304.05)	647,803,288.14	---	207,404,677.86
Subtotals	43,406,102,150.00	31,947,629,221.87	69,957.98	31,947,699,179.85	209,481,656.00	11,248,921,314.15
Appropriated Transfers Out	11,776,628,239.00	7,715,889,229.21	7,511.24	7,715,896,740.45	---	4,060,731,498.55
Totals	<u>\$ 55,182,730,389.00</u>	<u>\$ 39,663,518,451.08</u>	<u>\$ 77,469.22</u>	<u>\$ 39,663,595,920.30</u>	<u>\$ 209,481,656.00</u>	<u>\$ 15,309,652,812.70</u>

The notes are an integral part of this report.

**STATE OF MISSOURI
 CHART OF APPROPRIATIONS AND EXPENDITURES BY DEPARTMENT
 ALL FUNDS
 FOR THE APPROPRIATION YEAR 2021
 Millions of Dollars**

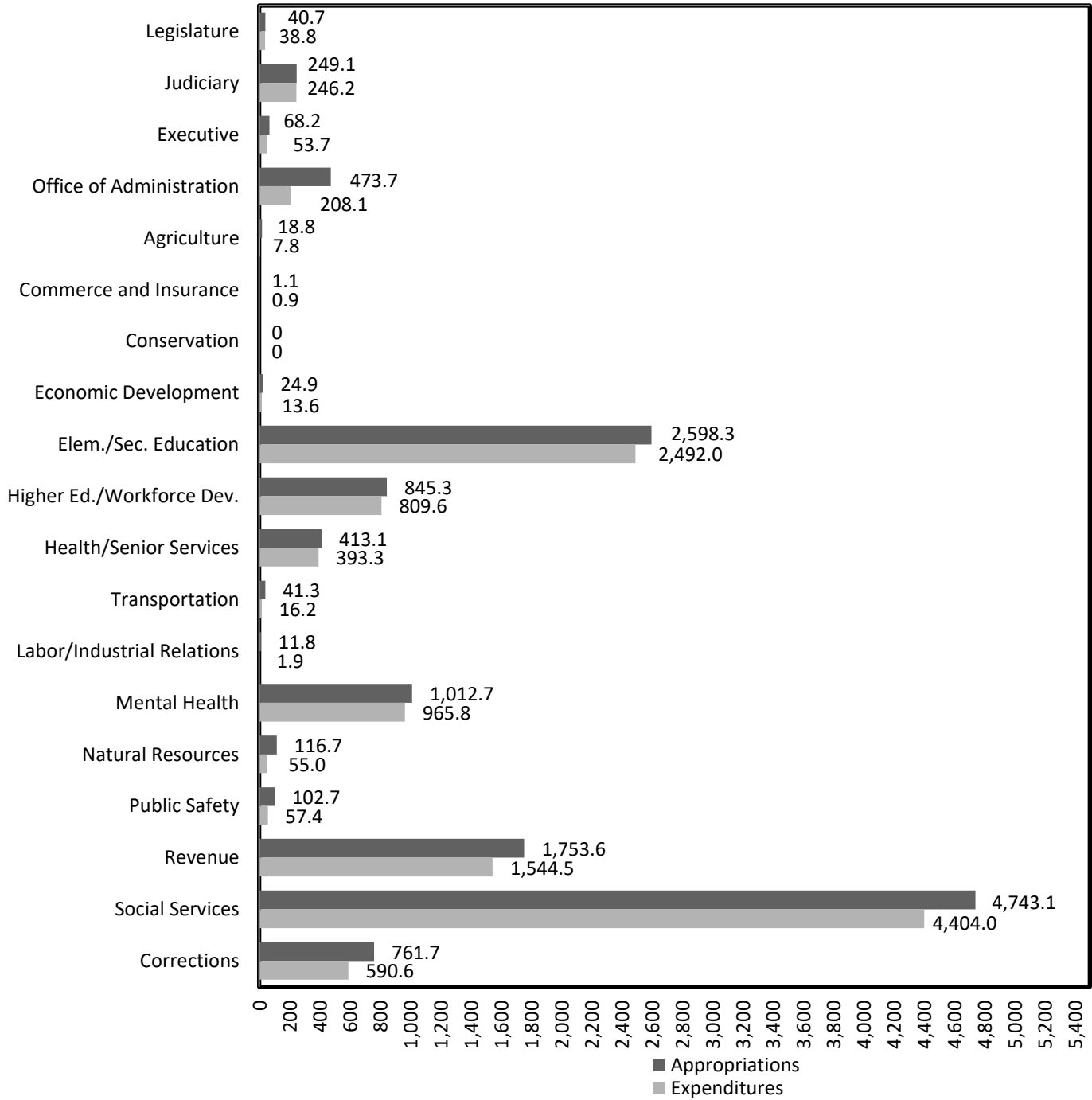


STATE OF MISSOURI
SUMMARY OF APPROPRIATION ACTIVITY BY DEPARTMENT
GENERAL REVENUE FUNDS
FOR THE APPROPRIATION YEAR 2021

	Appropriations	Expenditures and Transfers Out June 30, 2021	Lapse Period Corrections and Transfers Out	Total Expenditures and Transfers Out	Reappropriations to 2022	Lapse of Appropriations
Legislature	\$ 40,733,473.00	\$ 38,765,709.44	\$ ---	\$ 38,765,709.44	\$ ---	\$ 1,967,763.56
Judiciary	249,100,804.00	246,178,904.98	(629.40)	246,178,275.58	---	2,922,528.42
Executive	68,205,282.00	53,724,763.99	---	53,724,763.99	---	14,480,518.01
Office of Administration	473,707,936.00	208,053,437.83	4,441.41	208,057,879.24	---	265,650,056.76
Agriculture	18,833,114.00	7,810,854.00	94.34	7,810,948.34	250,532.00	10,771,633.66
Commerce and Insurance	1,096,543.00	902,593.17	---	902,593.17	---	193,949.83
Conservation	---	---	---	---	---	---
Economic Development	24,865,571.00	13,628,168.96	---	13,628,168.96	---	11,237,402.04
Elementary and Secondary Education	2,598,285,031.00	2,492,008,661.61	---	2,492,008,661.61	301,370.00	105,974,999.39
Higher Education and Workforce Development	845,292,372.00	809,590,598.64	---	809,590,598.64	917,708.00	34,784,065.36
Health and Senior Services	413,086,828.00	393,324,944.61	3,701.57	393,328,646.18	---	19,758,181.82
Transportation	41,256,230.00	16,231,419.67	---	16,231,419.67	---	25,024,810.33
Labor and Indus- trial Relations	11,842,361.00	1,850,777.73	---	1,850,777.73	---	9,991,583.27
Mental Health	1,012,746,492.00	965,733,497.00	17,809.62	965,751,306.62	---	46,995,185.38
Natural Resources	116,654,791.00	55,035,437.09	2,115.63	55,037,552.72	---	61,617,238.28
Public Safety	102,681,060.00	57,407,872.76	6,609.94	57,414,482.70	344,418.00	44,922,159.30
Revenue	1,753,579,906.00	1,544,433,620.09	19,366.83	1,544,452,986.92	---	209,126,919.08
Social Services	4,743,104,645.00	4,404,056,292.18	(94,245.71)	4,403,962,046.47	---	339,142,598.53
Corrections	761,720,610.00	590,628,649.38	(7,585.02)	590,621,064.36	---	171,099,545.64
Subtotals	13,276,793,049.00	11,899,366,203.13	(48,320.79)	11,899,317,882.34	1,814,028.00	1,375,661,138.66
Appropriated Transfers Out	6,209,201,434.00	4,165,606,218.45	(42,018.20)	4,165,564,200.25	---	2,043,637,233.75
Totals	<u>\$ 19,485,994,483.00</u>	<u>\$ 16,064,972,421.58</u>	<u>\$ (90,338.99)</u>	<u>\$ 16,064,882,082.59</u>	<u>\$ 1,814,028.00</u>	<u>\$ 3,419,298,372.41</u>

The notes are an integral part of this report.

STATE OF MISSOURI
CHART OF APPROPRIATIONS AND EXPENDITURES BY DEPARTMENT
GENERAL REVENUE FUNDS
FOR THE APPROPRIATION YEAR 2021
Millions of Dollars



(THIS PAGE INTENTIONALLY LEFT BLANK)

**STATE OF MISSOURI
OPERATING COSTS AND FLOW THROUGH PAYMENTS BY DEPARTMENT
ALL FUNDS
APPROPRIATION YEAR 2021**

Each year State departments receive appropriations. These appropriations include expenditures to operate the department, expenditures made for the benefit of other departments, and distributions to other entities such as local governments or school districts. The "operating costs" are the expenditures made from the department's appropriations which are used to provide that department's services. The "flow through payments" includes expenditures used to fund other entities' or other departments' expenses and distributions to individuals, other entities, or other departments for ultimate expenditure.

An analysis of an agency's operating costs gives a better indication of its effectiveness because operating costs are directly controlled by the agency's management. Flow through payments are normally the result of statutory or grant requirements. The spending of these moneys is more directly controlled by the entity or department which receives the flow through moneys.

The schedule on the following page shows that the moneys appropriated to an agency are not totally used for operation of that agency. This schedule shows appropriated expenditures for appropriation year 2021. However, these figures do not include appropriated expenditures of \$1,533,754,841.24 for refunds for overpayment of taxes and fees or investment of State money.

Expenditures for retirement, social security, health care, reimbursements to Employment Security, and statewide insurance in the amount of \$1,140,627,829.04 have been allocated to the various departments. Most of the funding was appropriated to the Office of Administration.

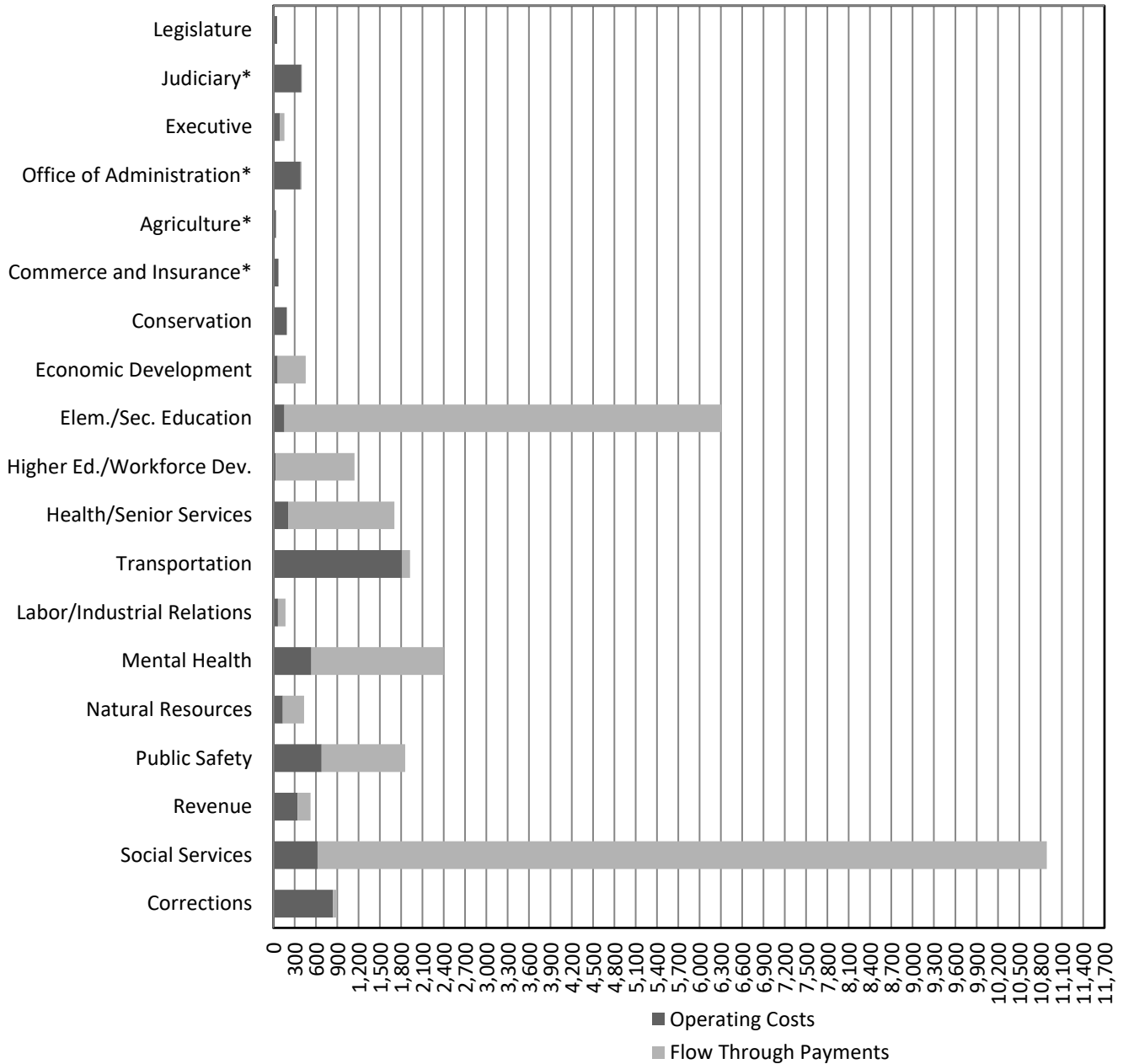
The expenditures for debt service are segregated as they represent operating expenditures of the State as a whole. These expenditures are normally administered by the Office of Administration.

**STATE OF MISSOURI
OPERATING COSTS AND FLOW THROUGH PAYMENTS BY DEPARTMENT
ALL FUNDS
APPROPRIATION YEAR 2021**

	Operating Costs	Flow Through Payments
Legislature	\$ 54,758,199.41	\$ ---
Judiciary	394,002,154.00	8,867,145.05
Executive	97,148,150.51	57,791,728.39
Office of Administration (Note 5)	384,489,119.71	13,942,147.10
Agriculture	38,890,304.12	332,373.89
Commerce and Insurance	70,935,615.97	2,452,865.24
Conservation	189,647,481.21	---
Economic Development	61,839,178.97	394,008,416.66
Elementary and Secondary Education	156,049,134.65	6,149,697,169.17
Higher Education and Workforce Development	34,047,722.60	1,107,262,691.53
Health and Senior Services	207,866,742.47	1,496,896,538.89
Transportation (Note 5)	1,815,456,570.79	107,537,090.55
Labor and Industrial Relations	66,056,162.62	107,290,780.68
Mental Health	535,968,828.01	1,863,267,952.63
Natural Resources	135,124,629.32	296,902,970.48
Public Safety	678,942,928.82	1,178,125,413.67
Revenue	342,853,855.81	180,964,368.24
Social Services	624,577,033.87	10,263,789,502.25
Corrections	837,668,196.98	59,045,061.82
Debt Service (Note 5)	399,448,112.53	---
	<u>\$ 7,125,770,122.37</u>	<u>\$ 23,288,174,216.24</u>
Totals		

The notes are an integral part of this report.

STATE OF MISSOURI
CHART OF OPERATING COSTS AND FLOW THROUGH PAYMENTS BY DEPARTMENT
ALL FUNDS
FOR THE APPROPRIATION YEAR 2021
Millions of Dollars



* Immaterial Flow Through amounts not shown on this scale.

STATE OF MISSOURI
SUMMARY OF EXPENDITURES BY MAJOR CATEGORY
AND FUND GROUP AND TRANSFERS OUT BY FUND GROUP
FOR THE APPROPRIATION YEAR 2021

	Personal Service	Expense and Equipment	Capital Improvements	Program Specific	Appropriated Transfers Out	Totals
General Fund						
General Revenue Funds	\$ 1,006,083,471.96	\$ 480,135,055.75	\$ 7,786,743.78	\$ 10,405,312,610.85	\$ 4,165,564,200.25	\$ 16,064,882,082.59
Federal Funds	606,040,321.27	544,776,281.03	14,556,723.56	10,686,758,111.01	1,230,151,039.33	13,082,282,476.20
Special Revenue Funds	374,409,210.07	219,555,048.61	20,779,109.13	3,748,209,669.96	1,784,816,695.39	6,147,769,733.16
Debt Service Funds	---	---	---	212,356,165.64	---	212,356,165.64
Capital Projects Funds	397,203,465.01	348,527,253.39	937,300,979.56	233,949,424.43	16,455,593.44	1,933,436,715.83
Enterprise Funds	45,997,587.64	280,143,598.55	895,315.48	16,643,892.94	435,479,340.66	779,159,735.27
Internal Service Funds	48,456,502.55	135,668,252.56	4,145.15	21,276,286.64	30,553,751.66	235,958,938.56
Custodial Funds	1,092,508,002.92	154,010.99	---	1,036,288.77	---	1,093,698,302.68
Private Purpose Trust Funds	586,082.00	1,224,020.04	---	59,365,548.61	52,876,119.72	114,051,770.37
Totals	<u>\$ 3,571,284,643.42</u>	<u>\$ 2,010,183,520.92</u>	<u>\$ 981,323,016.66</u>	<u>\$ 25,384,907,998.85</u>	<u>\$ 7,715,896,740.45</u>	<u>\$ 39,663,595,920.30</u>

The notes are an integral part of this report.

(THIS PAGE INTENTIONALLY LEFT BLANK)

STATE OF MISSOURI
SUMMARY OF EXPENDITURES BY DEPARTMENT,
FUND GROUP AND MAJOR CATEGORY AND TRANSFERS OUT BY FUND GROUP
FOR THE APPROPRIATION YEAR 2021

	General Fund										Totals
	General		Special Revenue Funds	Debt Service Funds	Capital Projects Funds	Permanent Funds	Enterprise Funds	Internal Service Funds	Custodial Funds	Private Purpose Trust Funds	
	Revenue Funds	Federal Funds									
Legislature											
Personal Service	\$ 29,401,038.95	\$ ---	\$ ---	\$ ---	\$ ---	\$ ---	\$ ---	\$ ---	\$ ---	\$ ---	\$ 29,401,038.95
Expense and Equipment	9,353,357.43	---	31,252.02	---	---	---	41,592.28	---	---	---	9,426,201.73
Capital Improvements	---	---	---	---	---	---	---	---	---	---	---
Program Specific	11,313.06	---	---	---	---	---	---	---	---	---	11,313.06
Judiciary											
Personal Service	196,944,645.09	2,298,063.49	1,840,024.62	---	---	---	---	---	---	---	201,082,733.20
Expense and Equipment	35,236,233.33	1,994,514.97	3,488,577.86	---	---	---	12,387.95	16.99	---	---	40,731,731.10
Capital Improvements	26,041.83	---	---	---	---	---	---	---	---	---	26,041.83
Program Specific	13,971,355.33	362,705.98	7,661,107.42	---	---	---	---	451,236.92	---	---	22,446,405.65
Executive											
Personal Service	32,343,375.85	3,869,019.37	4,502,295.35	---	---	91,272.00	151,553.16	---	586,082.00	---	41,543,597.73
Expense and Equipment	12,422,647.52	5,094,520.31	3,817,462.54	---	---	28.03	59,045.19	3,994.00	1,223,414.68	---	22,621,112.27
Capital Improvements	365.35	---	---	---	---	---	---	---	---	---	365.35
Program Specific	8,958,375.27	8,797,948.01	4,616,072.20	---	---	---	---	557,263.90	44,603,810.51	---	67,533,469.89
Office of Administration											
Personal Service	39,436,213.73	11,052,094.61	1,847,970.97	---	---	853,507.70	33,894,367.63	1,092,508,002.92	---	---	1,179,592,157.56
Expense and Equipment	72,386,831.25	45,120,887.80	9,616,733.72	---	6,666,000.61	1,501,281.92	114,456,241.28	---	---	---	249,747,976.58
Capital Improvements	106,678.65	---	---	---	---	---	3,458.32	---	---	---	110,136.97
Program Specific	96,128,155.61	6,568,131.75	2,825,379.54	29,887,093.78	1,638,542.50	5,893,957.64	13,039,454.70	---	---	---	155,980,715.52
Agriculture											
Personal Service	3,945,814.92	1,821,260.00	9,417,576.26	---	---	1,163,594.65	---	---	---	---	16,348,245.83
Expense and Equipment	1,685,599.57	1,138,807.14	4,084,086.09	---	---	2,478,089.18	---	---	---	---	9,386,581.98
Capital Improvements	1,820,882.64	---	---	---	---	43,079.00	---	---	---	---	1,863,961.64
Program Specific	358,651.21	652,899.24	538,466.14	---	---	486,530.67	---	---	---	---	2,036,547.26
Commerce and Insurance											
Personal Service	834,902.93	---	36,948,681.52	---	---	---	3,648,167.54	---	---	---	41,431,751.99
Expense and Equipment	67,690.24	---	6,356,728.09	---	---	---	1,251,858.26	---	---	---	7,676,276.59
Capital Improvements	---	---	4,512.07	---	---	---	27.73	---	---	---	4,539.80
Program Specific	---	1,400,000.00	731,417.95	---	---	---	37,453.75	---	---	---	2,168,871.70
Conservation											
Personal Service	---	---	78,701,712.71	---	---	---	---	---	---	---	78,701,712.71
Expense and Equipment	---	---	61,716,707.54	---	---	---	---	---	---	---	61,716,707.54
Capital Improvements	---	---	9,805,737.57	---	---	---	---	---	---	---	9,805,737.57
Program Specific	---	---	19,070,847.35	---	---	---	---	---	---	---	19,070,847.35
Economic Development											
Personal Service	4,345,409.17	1,353,138.02	1,195,333.30	---	---	---	334,803.50	---	---	---	7,228,683.99
Expense and Equipment	1,407,646.08	367,296.45	13,300,780.88	---	---	---	61,483.70	---	---	---	15,137,207.11
Capital Improvements	---	---	---	---	---	---	---	---	---	---	---
Program Specific	7,875,113.71	370,182,192.68	51,388,875.33	---	---	---	880.00	---	---	---	429,447,061.72
Elementary and Secondary Education											
Personal Service	30,797,338.13	37,881,931.06	443,852.00	---	---	---	---	---	---	---	69,123,121.19
Expense and Equipment	51,148,000.70	20,102,578.59	1,996,921.94	---	---	---	---	---	---	---	73,247,501.23
Capital Improvements	2,296,059.25	---	---	---	---	---	---	---	---	---	2,296,059.25
Program Specific	2,407,767,263.53	1,174,660,275.76	2,535,497,425.50	---	---	---	---	---	---	---	6,117,924,964.79
Higher Education and Workforce Development											
Personal Service	2,103,379.54	11,176,167.59	668,036.45	---	---	---	---	---	---	---	13,947,583.58
Expense and Equipment	1,645,476.89	4,444,502.95	4,577,743.64	---	---	---	---	---	---	---	10,667,723.48
Capital Improvements	---	---	---	---	---	---	---	---	---	---	---
Program Specific	805,841,742.21	131,824,767.09	172,087,569.37	---	828,691.65	---	---	---	---	---	1,110,582,770.32

STATE OF MISSOURI
SUMMARY OF EXPENDITURES BY DEPARTMENT,
FUND GROUP AND MAJOR CATEGORY AND TRANSFERS OUT BY FUND GROUP
FOR THE APPROPRIATION YEAR 2021

	General Fund										
	General		Special	Debt	Capital	Permanent	Enterprise	Internal	Custodial	Private Purpose	Totals
	Revenue Funds	Federal Funds	Revenue Funds	Service Funds	Projects Funds	Funds	Funds	Service Funds	Funds	Trust Funds	
Health and Senior Services											
Personal Service	25,510,890.21	45,226,098.62	6,023,403.29	---	---	---	---	---	---	---	76,760,392.12
Expense and Equipment	5,019,319.56	28,052,365.86	12,568,890.44	---	---	---	---	---	---	---	45,640,575.86
Capital Improvements	---	85,598.50	---	---	---	---	---	---	---	---	85,598.50
Program Specific	362,798,436.41	1,166,475,074.79	5,000,467.68	---	---	---	---	---	---	---	1,534,273,978.88
Transportation											
Personal Service	---	1,014,326.17	1,737,224.39	---	397,203,465.01	---	---	---	---	---	399,955,015.57
Expense and Equipment	---	4,007,946.52	243,898.82	---	341,365,336.43	---	---	---	---	---	345,617,181.77
Capital Improvements	1,282,409.80	---	---	---	937,241,043.05	---	---	---	---	---	938,523,452.85
Program Specific	14,949,009.87	78,094,659.96	29,485,318.01	182,469,071.86	231,482,190.28	---	---	---	---	---	536,480,249.98
Labor and Industrial Relations											
Personal Service	927,510.22	20,811,923.25	9,254,486.28	---	---	---	---	---	---	---	30,993,919.75
Expense and Equipment	98,242.20	12,236,708.82	2,189,082.25	---	---	---	---	---	---	---	14,524,033.27
Capital Improvements	---	---	---	---	---	---	---	---	---	---	---
Program Specific	825,025.31	32,122,548.48	78,169,814.97	---	---	---	---	---	---	---	111,117,388.76
Mental Health											
Personal Service	201,603,643.56	57,899,435.07	386,463.83	---	---	---	---	---	---	---	259,889,542.46
Expense and Equipment	79,211,795.33	11,274,586.97	1,190,355.67	---	287,481.22	---	---	416.36	---	---	91,964,635.55
Capital Improvements	1,014,323.75	---	---	---	41,339.92	---	---	---	---	---	1,055,663.67
Program Specific	683,921,543.98	1,172,559,353.20	10,026,134.55	---	---	---	---	8,078,695.98	---	---	1,874,585,727.71
Natural Resources											
Personal Service	5,883,241.81	14,211,868.79	37,886,381.34	---	---	---	3,108,934.17	4,606,188.06	---	---	65,696,614.17
Expense and Equipment	3,585,513.73	4,144,751.46	12,747,904.70	---	103,112.86	---	10,846,141.02	480,122.19	---	---	31,907,545.96
Capital Improvements	10,600.00	1,090.47	1,117,573.54	---	18,596.59	---	839,168.65	---	---	---	1,987,029.25
Program Specific	45,558,197.18	22,085,440.37	217,552,898.00	---	---	---	8,852,786.49	257.50	---	---	294,049,579.54
Public Safety											
Personal Service	31,300,950.25	247,197,698.82	170,577,147.47	---	---	---	30,269,506.49	---	---	---	479,345,303.03
Expense and Equipment	11,626,271.97	205,912,729.95	69,961,906.72	---	---	---	13,883,431.30	---	150,000.00	---	301,534,339.94
Capital Improvements	102,231.56	14,469,701.37	9,847,907.29	---	---	---	13,067.83	---	---	---	24,432,908.05
Program Specific	14,385,028.92	961,875,437.58	7,031,804.02	---	---	---	1,397,111.46	---	---	---	984,689,381.98
Revenue											
Personal Service	30,775,530.79	109,371.42	8,917,145.33	---	---	---	7,198,783.21	---	---	---	47,000,830.75
Expense and Equipment	20,724,048.43	1,710,840.24	6,288,028.52	---	---	---	225,740,762.91	---	---	---	254,463,680.10
Capital Improvements	---	---	---	---	---	---	---	---	---	---	---
Program Specific	1,492,953,407.70	---	195,143,576.25	---	---	---	13,506.68	---	27,787.95	---	1,688,138,278.58
Social Services											
Personal Service	87,988,266.49	148,655,300.52	4,025,263.22	---	---	---	---	6.56	---	---	240,668,836.79
Expense and Equipment	74,061,269.89	198,515,387.36	4,191,757.49	---	105,322.27	---	---	584,876.00	---	605.36	277,459,218.37
Capital Improvements	11,152.44	333.22	3,378.66	---	---	---	---	---	---	---	14,864.32
Program Specific	4,241,901,357.65	5,558,929,539.74	411,378,032.68	---	---	---	---	---	---	14,761,738.10	10,226,970,668.17
Corrections											
Personal Service	281,941,320.32	1,462,624.47	36,211.74	---	---	---	3,311,989.42	5,821,416.10	---	---	292,573,562.05
Expense and Equipment	100,455,111.63	657,855.64	1,186,229.68	---	---	---	25,693,864.19	18,720,229.35	---	---	146,713,290.49
Capital Improvements	1,115,998.51	---	---	---	---	---	---	659.10	---	---	1,116,657.61
Program Specific	207,108,633.90	167,136.38	4,463.00	---	---	---	---	119,544.71	---	---	207,399,777.99
Transfers Out											
Appropriated	4,165,564,200.25	1,230,151,039.33	1,784,816,695.39	---	16,455,593.44	---	435,479,340.66	30,553,751.66	---	52,876,119.72	7,715,896,740.45
Totals	\$ 16,064,882,082.59	\$ 13,082,282,476.20	\$ 6,147,769,733.16	\$ 212,356,165.64	\$ 1,933,436,715.83	\$ ---	\$ 779,159,735.27	\$ 235,958,938.56	\$ 1,093,698,302.68	\$ 114,051,770.37	\$ 39,663,595,920.30

The notes are an integral part of this report.

STATE OF MISSOURI
SUMMARY OF APPROPRIATIONS BY FUND GROUP
FOR THE APPROPRIATION YEAR 2021

	<u>Appropriations</u>	<u>Expenditures and Appropriated Transfers Out</u>	<u>Reappropriations to 2022</u>	<u>Lapse of Appropriations</u>
General Fund:				
General Revenue Funds	\$ 19,485,994,483.00	\$ 16,064,882,082.59	\$ 1,814,028.00	\$ 3,419,298,372.41
Federal Funds	22,047,787,260.00	13,082,282,476.20	143,570,773.00	8,821,934,010.80
Special Revenue Funds	7,633,070,626.00	6,147,769,733.16	40,199,347.00	1,445,101,545.84
Debt Service Funds	231,146,976.00	212,356,165.64	---	18,790,810.36
Capital Projects Funds	2,764,588,006.00	1,933,436,715.83	22,658,689.00	808,492,601.17
Permanent Funds	10,165.00	---	---	10,165.00
Enterprise Funds	914,019,620.00	779,159,735.27	1,238,819.00	133,621,065.73
Internal Service Funds	308,405,644.00	235,958,938.56	---	72,446,705.44
Custodial Funds	1,658,729,540.00	1,093,698,302.68	---	565,031,237.32
Private Purpose Trust Funds	138,978,069.00	114,051,770.37	---	24,926,298.63
Totals	<u>\$ 55,182,730,389.00</u>	<u>\$ 39,663,595,920.30</u>	<u>\$ 209,481,656.00</u>	<u>\$ 15,309,652,812.70</u>

The notes are an integral part of this report.

**STATE OF MISSOURI
SUMMARY OF APPROPRIATIONS BY FUND AND DEPARTMENT
GENERAL REVENUE FUNDS
FOR THE APPROPRIATION YEAR 2021**

	Appropriations	Expenditures and Appropriated Transfers Out	Reappropriations to 2022	Lapse of Appropriations
<u>General Revenue - 0101</u>				
Legislature	\$ 40,733,473.00	\$ 38,765,709.44	\$ ---	\$ 1,967,763.56
Judiciary	240,098,237.00	238,773,209.66	---	1,325,027.34
Executive	53,536,581.00	44,805,217.79	---	8,731,363.21
Office of Administration	229,124,220.00	183,122,439.27	---	46,001,780.73
Agriculture	6,759,896.00	5,916,824.22	250,532.00	592,539.78
Commerce and Insurance	1,096,543.00	902,593.17	---	193,949.83
Economic Development	6,302,292.00	5,418,226.60	---	884,065.40
Elementary and Secondary Education	2,575,015,939.00	2,485,599,537.67	---	89,416,401.33
Higher Education and Workforce Development	764,323,074.00	740,158,775.27	917,708.00	23,246,590.73
Health and Senior Services	409,421,765.00	391,424,885.94	---	17,996,879.06
Transportation	41,256,230.00	16,231,419.67	---	25,024,810.33
Labor and Industrial Relations	1,387,361.00	1,079,214.59	---	308,146.41
Mental Health	969,462,442.00	956,101,396.03	---	13,361,045.97
Natural Resources	10,670,154.00	9,045,131.01	---	1,625,022.99
Public Safety	88,715,801.00	56,509,683.39	344,418.00	31,861,699.61
Revenue	1,749,722,427.00	1,541,535,048.22	---	208,187,378.78
Social Services	2,090,719,839.00	1,986,568,555.73	---	104,151,283.27
Corrections	718,093,742.00	587,251,851.88	---	130,841,890.12
<u>Uncompensated Care - 0108</u>				
Social Services	92,794,914.00	92,794,913.96	---	0.04
<u>Facilities Maintenance Reserve - 0124</u>				
Office of Administration	112,301,321.00	17,339,119.35	---	94,962,201.65
Agriculture	11,813,218.00	1,791,154.12	---	10,022,063.88
Elementary and Secondary Education	9,401,524.00	1,617,964.02	---	7,783,559.98
Mental Health	25,025,825.00	2,451,329.91	---	22,574,495.09
Natural Resources	1,769,790.00	17,634.00	---	1,752,156.00
Public Safety	11,084,403.00	507,666.35	---	10,576,736.65
Revenue	927,980.00	853,664.68	---	74,315.32
Social Services	6,690,289.00	1,874,208.41	---	4,816,080.59
Corrections	43,551,868.00	3,357,981.77	---	40,193,886.23
<u>State Property Preservation - 0128</u>				
Office of Administration	25,000,000.00	---	---	25,000,000.00
<u>Intergovernmental Transfer - 0139</u>				
Social Services	230,565,208.00	178,338,008.79	---	52,227,199.21
<u>Federal Reimbursement Allowance - 0142</u>				
Office of Administration	7,500.00	---	---	7,500.00
Social Services	2,037,143,415.00	1,908,113,224.83	---	129,030,190.17
<u>Pharmacy Reimbursement Allowance - 0144</u>				
Office of Administration	7,500.00	---	---	7,500.00
Social Services	182,704,052.00	147,923,589.67	---	34,780,462.33
<u>State Treasurer's General Operations - 0164</u>				
Executive	2,967,734.00	2,004,398.52	---	963,335.48
Office of Administration	7,500.00	---	---	7,500.00

**STATE OF MISSOURI
SUMMARY OF APPROPRIATIONS BY FUND AND DEPARTMENT
GENERAL REVENUE FUNDS
FOR THE APPROPRIATION YEAR 2021**

	Appropriations	Expenditures and Appropriated Transfers Out	Reappropriations to 2022	Lapse of Appropriations
<u>Child Support Enforcement - 0169</u>				
Office of Administration	9,539.00	238.91	---	9,300.09
Revenue	1,490,380.00	989,927.41	---	500,452.59
Social Services	4,453,769.00	3,624,841.14	---	828,927.86
<u>Missouri Technology Investment - 0172</u>				
Economic Development	5,500,000.00	970,000.00	---	4,530,000.00
<u>Missouri Water Development - 0174</u>				
Natural Resources	477,098.00	432,226.70	---	44,871.30
<u>Missouri Humanities Council Trust - 0177</u>				
Executive	1,560,000.00	1,164,000.00	---	396,000.00
<u>Post Closure - 0198</u>				
Natural Resources	424,081.00	---	---	424,081.00
<u>School Broadband - 0208</u>				
Elementary and Secondary Education	3,000,000.00	78,223.10	---	2,921,776.90
<u>Health Access Incentive - 0276</u>				
Office of Administration	7,689.00	5,770.88	---	1,918.12
Health and Senior Services	795,937.00	765,884.83	---	30,052.17
<u>Independent Living Center - 0284</u>				
Elementary and Secondary Education	390,556.00	154,500.32	---	236,055.68
<u>Computer Science Education - 0423</u>				
Elementary and Secondary Education	450,000.00	162,450.00	---	287,550.00
<u>Habilitation Center Room and Board - 0435</u>				
Mental Health	3,426,130.00	2,595,046.42	---	831,083.58
<u>Martin Luther King, Jr. State Celebration Commission - 0438</u>				
Labor and Industrial Relations	5,000.00	---	---	5,000.00
<u>Fast Track Workforce Incentive - 0488</u>				
Higher Education and Workforce Development	3,500,000.00	1,286,765.45	---	2,213,234.55
<u>E-Procurement and State Technology - 0495</u>				
Office of Administration	6,500,000.00	1,570,206.00	---	4,929,794.00
<u>Quality Improvement Revolving - 0537</u>				
Higher Education and Workforce Development	75,000.00	350.00	---	74,650.00
<u>International Promotions Revolving - 0567</u>				
Office of Administration	2,761.00	---	---	2,761.00
Economic Development	1,402,238.00	229,430.46	---	1,172,807.54

STATE OF MISSOURI
SUMMARY OF APPROPRIATIONS BY FUND AND DEPARTMENT
GENERAL REVENUE FUNDS
FOR THE APPROPRIATION YEAR 2021

	Appropriations	Expenditures and Appropriated Transfers Out	Reappropriations to 2022	Lapse of Appropriations
<u>Port Authority AIM Zone - 0583</u>				
Revenue	100,000.00	---	---	100,000.00
<u>Missouri CASA - 0590</u>				
Judiciary	100,000.00	66,405.18	---	33,594.82
<u>Major Economic Convention Event in Missouri - 0593</u>				
Economic Development	500,000.00	---	---	500,000.00
<u>Missouri One Start Job Development - 0600</u>				
Office of Administration	8,905.00	2,194.96	---	6,710.04
Economic Development	9,245,862.00	6,522,188.01	---	2,723,673.99
<u>Attorney General's Court Costs - 0603</u>				
Executive	187,000.00	71,838.19	---	115,161.81
<u>Missouri Breeders - 0605</u>				
Public Safety	5,000.00	5,000.00	---	---
<u>Hearing Aid Distribution - 0617</u>				
Elementary and Secondary Education	200,000.00	3,900.00	---	196,100.00
<u>Healthy Families Trust - 0625</u>				
Office of Administration	7,500.00	---	---	7,500.00
Social Services	65,407,840.00	65,359,014.66	---	48,825.34
<u>Merchandising Practices Revolving - 0631</u>				
Executive	3,983,917.00	3,056,105.32	---	927,811.68
Office of Administration	265.00	264.71	---	0.29
<u>Petition Audit Revolving Trust - 0648</u>				
Executive	899,268.00	899,267.84	---	0.16
<u>Excellence In Education - 0651</u>				
Office of Administration	190,915.00	63,703.79	---	127,211.21
Elementary and Secondary Education	2,979,103.00	955,425.46	---	2,023,677.54
<u>Environmental Radiation Monitoring - 0656</u>				
Office of Administration	1,637.00	175.01	---	1,461.99
Health and Senior Services	98,286.00	32,052.82	---	66,233.18
Natural Resources	89,674.00	50,630.71	---	39,043.29
<u>Department of Health - Donated - 0658</u>				
Office of Administration	18,565.00	---	---	18,565.00
Health and Senior Services	2,670,733.00	1,070,852.00	---	1,599,881.00
<u>Antitrust Revolving - 0666</u>				
Executive	663,440.00	567,404.70	---	96,035.30
<u>Energy Set-Aside Program - 0667</u>				
Office of Administration	91,742.00	6,659.84	---	85,082.16
Natural Resources	22,618,655.00	5,937,521.75	---	16,681,133.25

**STATE OF MISSOURI
SUMMARY OF APPROPRIATIONS BY FUND AND DEPARTMENT
GENERAL REVENUE FUNDS
FOR THE APPROPRIATION YEAR 2021**

	Appropriations	Expenditures and Appropriated Transfers Out	Reappropriations to 2022	Lapse of Appropriations
<u>Highway Patrol Academy - 0674</u>				
Office of Administration	7,500.00	48.54	---	7,451.46
Public Safety	810,856.00	391,421.81	---	419,434.19
<u>State Legal Expense - 0692</u>				
Office of Administration	100,000,075.00	5,871,047.34	---	94,129,027.66
<u>Proceeds of Surplus Property Sales - 0710</u>				
Office of Administration	299,894.00	21,417.12	---	278,476.88
<u>Long-Term Support UPL - 0724</u>				
Social Services	3,768,378.00	3,132,562.00	---	635,816.00
<u>Biodiesel Fuel Revolving - 0730</u>				
Natural Resources	25,165.00	---	---	25,165.00
<u>Treatment Court Resources - 0733</u>				
Judiciary	8,902,567.00	7,338,660.74	---	1,563,906.26
<u>Investors Restitution - 0741</u>				
Executive	2,000,000.00	88,783.05	---	1,911,216.95
<u>Missouri Commission for the Deaf and Hard of Hearing - 0743</u>				
Office of Administration	2,057.00	---	---	2,057.00
Elementary and Secondary Education	154,471.00	---	---	154,471.00
<u>Debt Offset Escrow Fund - 0753</u>				
Higher Education and Workforce Development	6,726,000.00	4,798,392.77	---	1,927,607.23
Labor and Industrial Relations	10,000,000.00	521,563.14	---	9,478,436.86
Revenue	1,339,119.00	1,074,346.61	---	264,772.39
Social Services	9,000,000.00	3,619,132.57	---	5,380,867.43
<u>State Supplemental Downtown Development - 0766</u>				
Economic Development	1,665,179.00	488,323.89	---	1,176,855.11
<u>Highway Patrol Expense - 0793</u>				
Public Safety	65,000.00	594.47	---	64,405.53
<u>Multipurpose Water Resource Program - 0815</u>				
Natural Resources	25,111,534.00	71,314.67	---	25,040,219.33
<u>AH Comm Ed Due Process Hearing - 0818</u>				
Office of Administration	78,905.00	54,593.52	---	24,311.48
<u>Library Networking - 0822</u>				
Executive	1,110,000.00	776,851.11	---	333,148.89
<u>Investor Education and Protection - 0829</u>				
Executive	1,267,342.00	284,339.86	---	983,002.14
Office of Administration	11,415.00	---	---	11,415.00

**STATE OF MISSOURI
SUMMARY OF APPROPRIATIONS BY FUND AND DEPARTMENT
GENERAL REVENUE FUNDS
FOR THE APPROPRIATION YEAR 2021**

	Appropriations	Expenditures and Appropriated Transfers Out	Reappropriations to 2022	Lapse of Appropriations
<u>Academic Scholarship - 0840</u>				
Higher Education and Workforce Development	21,676,666.00	17,715,849.00	---	3,960,817.00
<u>Charter Public School Commission Trust - 0862</u>				
Elementary and Secondary Education	2,000,000.00	---	---	2,000,000.00
<u>Pretrial Witness Protection Services - 0868</u>				
Public Safety	2,000,000.00	116.68	---	1,999,883.32
<u>Utility Revolving - 0874</u>				
Natural Resources	50,000,000.00	39,459,932.40	---	10,540,067.60
<u>Premium - 0885</u>				
Social Services	18,559,854.00	12,613,994.71	---	5,945,859.29
<u>Assistive Technology Loan Revolving - 0889</u>				
Elementary and Secondary Education	641,338.00	563,153.30	---	78,184.70
<u>Childhood Lead Testing - 0899</u>				
Office of Administration	13,031.00	---	---	13,031.00
Health and Senior Services	70,107.00	20,850.48	---	49,256.52
<u>Downtown Revitalization Preservation - 0907</u>				
Economic Development	250,000.00	---	---	250,000.00
<u>Livestock Feed Crop Input Loan - 0914</u>				
Agriculture	50,000.00	---	---	50,000.00
<u>School for the Blind Trust - 0920</u>				
Elementary and Secondary Education	3,752,600.00	2,723,007.74	301,370.00	728,222.26
<u>School for the Deaf Trust - 0922</u>				
Elementary and Secondary Education	49,500.00	500.00	---	49,000.00
<u>Institution Gift Trust - 0925</u>				
Agriculture	205,000.00	100,000.00	---	105,000.00
Higher Education and Workforce Development	1,000,000.00	395,650.00	---	604,350.00
Corrections	75,000.00	11,230.71	---	63,769.29
<u>Secretary of State - Wolfner State Library - 0928</u>				
Executive	30,000.00	6,557.61	---	23,442.39
<u>DMH Local Tax Matching - 0930</u>				
Mental Health	14,832,095.00	4,603,534.26	---	10,228,560.74
<u>Energy Futures - 0935</u>				
Natural Resources	5,468,640.00	23,161.48	---	5,445,478.52
<u>Line of Duty Compensation - 0939</u>				
Labor and Industrial Relations	450,000.00	250,000.00	---	200,000.00

**STATE OF MISSOURI
SUMMARY OF APPROPRIATIONS BY FUND AND DEPARTMENT
GENERAL REVENUE FUNDS
FOR THE APPROPRIATION YEAR 2021**

	<u>Appropriations</u>	<u>Expenditures and Appropriated Transfers Out</u>	<u>Reappropriations to 2022</u>	<u>Lapse of Appropriations</u>
<u>Children's Special Health Care Needs - 0950</u>				
Health and Senior Services	30,000.00	14,120.11	---	15,879.89
<u>A+ Schools - 0955</u>				
Higher Education and Workforce Development	47,891,632.00	45,226,816.15	---	2,664,815.85
<u>Recovery Audit and Compliance - 0974</u>				
Office of Administration	7,500.00	---	---	7,500.00
Social Services	1,282,087.00	---	---	1,282,087.00
<u>Foster Care and Adoptive Parents Recruitment and Retention - 0979</u>				
Social Services	15,000.00	---	---	15,000.00
<u>AP Incentive Grant - 0983</u>				
Higher Education and Workforce Development	100,000.00	8,000.00	---	92,000.00
<u>Puppy Protection Trust - 0985</u>				
Agriculture	5,000.00	2,970.00	---	2,030.00
<u>STEM Awareness Program - 0997</u>				
Elementary and Secondary Education	250,000.00	150,000.00	---	100,000.00
Subtotals	13,276,793,049.00	11,899,317,882.34	1,814,028.00	1,375,661,138.66
Appropriated Transfers Out	6,209,201,434.00	4,165,564,200.25	---	2,043,637,233.75
Totals	\$ 19,485,994,483.00	\$ 16,064,882,082.59	\$ 1,814,028.00	\$ 3,419,298,372.41

**STATE OF MISSOURI
SUMMARY OF APPROPRIATIONS BY FUND AND DEPARTMENT
FEDERAL FUNDS
FOR THE APPROPRIATION YEAR 2021**

	Appropriations	Expenditures and Appropriated Transfers Out	Reappropriations to 2022	Lapse of Appropriations
<u>Vocational Rehabilitation - 0104</u>				
Office of Administration	\$ 28,000.00	\$ 15,560.22	\$ ---	\$ 12,439.78
Elementary and Secondary Education	117,007,145.00	89,519,870.58	---	27,487,274.42
<u>Elementary and Secondary Education - 0105</u>				
Office of Administration	5,694.00	5,693.36	---	0.64
Elementary and Secondary Education	1,022,935,231.00	782,033,089.22	---	240,902,141.78
<u>Missouri Office of Prosecution Services - Federal - 0107</u>				
Executive	1,143,345.00	478,469.18	---	664,875.82
<u>Office of the State Public Defender - 0112</u>				
Judiciary	625,000.00	99,000.48	---	525,999.52
<u>Pharmacy Rebates - 0114</u>				
Office of Administration	2,017.00	2,016.00	---	1.00
Social Services	258,193,854.00	227,829,040.79	---	30,364,813.21
<u>State Auditor - Federal - 0115</u>				
Executive	925,513.00	925,512.91	---	0.09
Office of Administration	900.00	---	---	900.00
<u>Higher Education - 0116</u>				
Office of Administration	3,000.00	---	---	3,000.00
Higher Education and Workforce Development	1,000,000.00	---	---	1,000,000.00
<u>Labor and Industrial Relations - Commission on Human Rights - 0117</u>				
Office of Administration	1,000.00	---	---	1,000.00
Labor and Industrial Relations	903,577.00	592,163.76	---	311,413.24
<u>Economic Development - Community Development Block Grant - Pass-through - 0118</u>				
Economic Development	105,000,000.00	27,114,104.30	---	77,885,895.70
<u>Third Party Liability Collections - 0120</u>				
Judiciary	408,789.00	306,959.88	---	101,829.12
Office of Administration	7,500.00	---	---	7,500.00
Social Services	18,662,949.00	14,232,924.03	---	4,430,024.97
<u>Labor and Industrial Relations Administrative - 0122</u>				
Executive	53,418.00	44,705.66	---	8,712.34
Office of Administration	3,401,286.00	2,463,778.44	---	937,507.56
Labor and Industrial Relations	4,552,498.00	3,306,588.13	---	1,245,909.87
<u>Economic Development - Community Development Block Grant - Administration - 0123</u>				
Economic Development	1,334,403.00	908,664.05	---	425,738.95

**STATE OF MISSOURI
SUMMARY OF APPROPRIATIONS BY FUND AND DEPARTMENT
FEDERAL FUNDS
FOR THE APPROPRIATION YEAR 2021**

	Appropriations	Expenditures and Appropriated Transfers Out	Reappropriations to 2022	Lapse of Appropriations
<u>Multimodal Operations - 0126</u>				
Office of Administration	500.00	344.73	---	155.27
Transportation	126,392,658.00	44,484,378.63	---	81,908,279.37
<u>Economic Development - 0129</u>				
Economic Development	1,000,000.00	75,000.00	---	925,000.00
<u>Corrections - 0130</u>				
Corrections	4,885,548.00	2,287,616.49	---	2,597,931.51
<u>Revenue - Federal - 0132</u>				
Revenue	4,127,562.00	1,820,211.66	---	2,307,350.34
<u>Agriculture - 0133</u>				
Office of Administration	900.00	---	---	900.00
Agriculture	6,247,734.00	3,612,966.38	---	2,634,767.62
<u>Office of Administration - 0135</u>				
Office of Administration	8,470,674.00	5,947,619.91	---	2,523,054.09
<u>Attorney General - 0136</u>				
Executive	8,269,833.00	3,808,367.36	---	4,461,465.64
Office of Administration	6,700.00	63.34	---	6,636.66
<u>Judiciary - 0137</u>				
Judiciary	14,714,284.00	4,249,324.08	---	10,464,959.92
Office of Administration	10,659.00	---	---	10,659.00
<u>Economic Development - Missouri Council on the Arts - 0138</u>				
Executive	999,474.00	715,846.47	---	283,627.53
<u>Natural Resources - 0140</u>				
Office of Administration	7,150.00	3,310.87	---	3,839.13
Natural Resources	101,052,771.00	38,626,186.09	500,000.00	61,926,584.91
<u>Health - 0143</u>				
Office of Administration	58,000.00	52,350.93	---	5,649.07
Health and Senior Services	1,112,621,677.00	999,264,380.82	---	113,357,296.18
Public Safety	2,764,850.00	1,607,550.68	---	1,157,299.32
<u>State Emergency Management - 0145</u>				
Office of Administration	4,700.00	---	---	4,700.00
Public Safety	22,795,236.00	14,985,148.31	---	7,810,087.69
<u>Victims of Crime Act Federal - 0146</u>				
Public Safety	1,000,000.00	341,551.00	---	658,449.00
Social Services	67,319,589.00	51,838,514.24	---	15,481,074.76
<u>Mental Health Intergovernmental Transfer - 0147</u>				
Mental Health	6,600,100.00	4,466,205.00	---	2,133,895.00
<u>Mental Health - 0148</u>				
Executive	3,575.00	2,995.36	---	579.64
Office of Administration	215,418.00	214,849.92	---	568.08
Health and Senior Services	50,000.00	---	---	50,000.00
Mental Health	1,434,693,945.00	1,230,234,732.13	---	204,459,212.87

**STATE OF MISSOURI
SUMMARY OF APPROPRIATIONS BY FUND AND DEPARTMENT
FEDERAL FUNDS
FOR THE APPROPRIATION YEAR 2021**

	<u>Appropriations</u>	<u>Expenditures and Appropriated Transfers Out</u>	<u>Reappropriations to 2022</u>	<u>Lapse of Appropriations</u>
<u>Transportation - Highway Safety - 0149</u>				
Office of Administration	65.00	64.00	---	1.00
Transportation	19,650,213.00	15,089,297.57	---	4,560,915.43
<u>Secretary of State Records - 0150</u>				
Executive	50,000.00	11,310.00	---	38,690.00
<u>Public Safety - 0152</u>				
Office of Administration	8,900.00	644.15	---	8,255.85
Public Safety	37,637,188.00	19,508,602.18	---	18,128,585.82
<u>Job Development and Training - 0155</u>				
Office of Administration	20,197.00	16,244.67	---	3,952.33
Economic Development	535,138.00	306,626.25	---	228,511.75
Higher Education and Workforce Development	98,540,446.00	45,456,031.06	---	53,084,414.94
<u>Election Admin Improvement - 0157</u>				
Executive	22,641,896.00	4,557,932.78	---	18,083,963.22
Office of Administration	1,050.00	---	---	1,050.00
<u>Title XIX - 0163</u>				
Social Services	4,867,325,296.00	4,656,821,843.60	---	210,503,452.40
<u>OA Information Technology - 0165</u>				
Office of Administration	81,518,979.00	41,248,166.22	---	40,270,812.78
<u>Secretary of State - Federal and Other - 0166</u>				
Executive	200,000.00	---	---	200,000.00
<u>Family Services Donations - 0167</u>				
Social Services	143,994.00	8,323.91	---	135,670.09
<u>Charter Public School Commission Federal - 0175</u>				
Elementary and Secondary Education	500,000.00	---	---	500,000.00
<u>Coronavirus Emergency Supplemental - 0179</u>				
Public Safety	11,434,267.00	9,663.94	---	11,424,603.06
<u>MCSAP/Division of Transportation - 0185</u>				
Transportation	3,299,725.00	2,588,286.92	---	711,438.08
<u>Division of Labor Standards - 0186</u>				
Office of Administration	1.00	---	---	1.00
Labor and Industrial Relations	1,517,829.00	885,365.54	---	632,463.46
<u>Assistive Technology - 0188</u>				
Office of Administration	10.00	---	---	10.00
Elementary and Secondary Education	826,161.00	588,953.86	---	237,207.14
<u>Federal and Other - 0189</u>				
Social Services	1,500,000.00	24,116.34	---	1,475,883.66

**STATE OF MISSOURI
SUMMARY OF APPROPRIATIONS BY FUND AND DEPARTMENT
FEDERAL FUNDS
FOR THE APPROPRIATION YEAR 2021**

	<u>Appropriations</u>	<u>Expenditures and Appropriated Transfers Out</u>	<u>Reappropriations to 2022</u>	<u>Lapse of Appropriations</u>
<u>Adjutant General - 0190</u>				
Office of Administration	15,000.00	4,935.78	---	10,064.22
Public Safety	223,181,726.00	44,852,262.67	143,070,773.00	35,258,690.33
<u>Labor and Industrial Relations - Crime Victims - Federal - 0191</u>				
Public Safety	4,421,800.00	4,236,050.65	---	185,749.35
<u>Federal - DCI - 0192</u>				
Commerce and Insurance	1,400,000.00	1,400,000.00	---	---
<u>Public Safety - Homeland Security - 0193</u>				
Office of Administration	36.00	35.14	---	0.86
Public Safety	19,253,355.00	5,604,732.98	---	13,648,622.02
<u>Federal Drug Seizure - 0194</u>				
Public Safety	681,230.00	558,439.12	---	122,790.88
<u>Secretary of State - 0195</u>				
Executive	4,544,162.00	2,704,597.45	---	1,839,564.55
<u>Community Service Commission - 0197</u>				
Economic Development	7,182,902.00	5,955,975.61	---	1,226,926.39
<u>Temporary Assistance for Needy Families - 0199</u>				
Office of Administration	10,033,400.00	9,316,350.92	---	717,049.08
Social Services	216,945,526.00	159,619,065.11	---	57,326,460.89
<u>Ground Emergency Medical Transport - 0422</u>				
Social Services	29,746,674.00	7,839,635.88	---	21,907,038.12
<u>Cash Operating Expense - 0432</u>				
Social Services	173,656,431.00	---	---	173,656,431.00
<u>CHIP Increased Enhancement - 0492</u>				
Social Services	18,750,000.00	18,750,000.00	---	---
<u>Social Services and Other Sources - 0610</u>				
Office of Administration	254,900.00	126,513.20	---	128,386.80
Social Services	996,271,787.00	702,470,065.78	---	293,801,721.22
<u>Missouri Disaster - 0663</u>				
Office of Administration	2,705.00	2,704.00	---	1.00
Public Safety	101,504,734.00	80,199,557.46	---	21,305,176.54
<u>Abandoned Mine Reclamation - 0697</u>				
Natural Resources	178.00	---	---	178.00
<u>DYS Child Benefits - 0727</u>				
Social Services	200,000.00	---	---	200,000.00

**STATE OF MISSOURI
SUMMARY OF APPROPRIATIONS BY FUND AND DEPARTMENT
FEDERAL FUNDS
FOR THE APPROPRIATION YEAR 2021**

	Appropriations	Expenditures and Appropriated Transfers Out	Reappropriations to 2022	Lapse of Appropriations
<u>Justice Assistance Grant Program - 0782</u>				
Office of Administration	700.00	---	---	700.00
Public Safety	5,923,186.00	4,561,557.01	---	1,361,628.99
<u>Energy Federal - 0866</u>				
Office of Administration	298.00	---	---	298.00
<u>Unemployment Compensation Administration - 0948</u>				
Office of Administration	30,000.00	25,184.75	---	4,815.25
Labor and Industrial Relations	42,986,726.00	27,576,544.20	---	15,410,181.80
<u>Show-Me Heroes - 0995</u>				
Higher Education and Workforce Development	500,000.00	577.96	---	499,422.04
<u>Federal Stimulus - Social Services - 2292</u>				
Social Services	28,000,000.00	8,322,491.93	---	19,677,508.07
<u>Elementary and Secondary Education Federal Stimulus - 2300</u>				
Elementary and Secondary Education	2,075,925,012.00	32,125,838.68	---	2,043,799,173.32
<u>Housing Assistance Stimulus - 2303</u>				
Economic Development	324,694,749.00	323,715,323.34	---	979,425.66
<u>Elementary and Secondary Education Federal Emergency Relief - 2305</u>				
Elementary and Secondary Education	835,981,246.00	328,377,033.07	---	507,604,212.93
<u>Higher Education and Workforce Development Federal Stimulus - 2310</u>				
Higher Education and Workforce Development	305,369,512.00	254,967.61	---	305,114,544.39
<u>Higher Education and Workforce Development Federal Emergency Relief - 2315</u>				
Higher Education and Workforce Development	23,643,000.00	23,643,000.00	---	---
<u>Transportation Federal Stimulus - 2320</u>				
Transportation	82,140,804.00	20,954,969.53	---	61,185,834.47
<u>Office of Administration Federal Stimulus - 2325</u>				
Office of Administration	12,316,500.00	---	---	12,316,500.00
<u>Public Safety Federal Stimulus - 2330</u>				
Public Safety	4,122,000.00	1,792,971.42	---	2,329,028.58
<u>State Emergency Management Federal Stimulus - 2335</u>				
Office of Administration	750,000,888.00	887.11	---	750,000,000.89
Public Safety	2,014,387,096.00	1,251,197,480.30	---	763,189,615.70
Revenue	235,869.00	---	---	235,869.00

**STATE OF MISSOURI
SUMMARY OF APPROPRIATIONS BY FUND AND DEPARTMENT
FEDERAL FUNDS
FOR THE APPROPRIATION YEAR 2021**

	Appropriations	Expenditures and Appropriated Transfers Out	Reappropriations to 2022	Lapse of Appropriations
<u>Corrections Federal Stimulus - 2340</u>				
Corrections	11,578,485.00	---	---	11,578,485.00
<u>Mental Health Federal Stimulus - 2345</u>				
Mental Health	51,795,000.00	7,032,438.11	---	44,762,561.89
<u>Health and Senior Services Federal Stimulus - 2350</u>				
Health and Senior Services	436,023,293.00	240,574,756.95	---	195,448,536.05
<u>Social Services Federal Stimulus - 2355</u>				
Social Services	295,787,577.00	58,344,539.23	---	237,443,037.77
<u>Economic Development Federal Stimulus - 2360</u>				
Economic Development	73,033,423.00	---	---	73,033,423.00
<u>Natural Resources Federal Stimulus - 2365</u>				
Natural Resources	2,029,932.00	1,816,965.00	---	212,967.00
<u>Lieutenant Governor Federal Stimulus - 2370</u>				
Executive	1,122,000.00	405,346.00	---	716,654.00
<u>Labor and Industrial Relations Federal Stimulus - 2375</u>				
Office of Administration	7,987,539.00	3,293,796.50	---	4,693,742.50
Labor and Industrial Relations	82,549,300.00	32,810,518.92	---	49,738,781.08
<u>Revenue Federal Stimulus - 2380</u>				
Revenue	1,866,175.00	---	---	1,866,175.00
<u>Secretary of State Federal Stimulus - 2385</u>				
Executive	16,850,000.00	4,106,404.52	---	12,743,595.48
<u>Federal Budget Stabilization - 2390</u>				
Higher Education and Workforce Development	78,512,261.00	78,090,861.00	---	421,400.00
Transportation	25,000,000.00	---	---	25,000,000.00
<u>Agriculture Federal Stimulus - 2395</u>				
Agriculture	20,000,000.00	---	---	20,000,000.00
<u>Housing Assistance Federal Stimulus-2021 - 2450</u>				
Economic Development	142,000,000.00	13,826,933.60	---	128,173,066.40
Subtotals	19,168,299,128.00	11,852,131,436.87	143,570,773.00	7,172,596,918.13
Appropriated Transfers Out	2,879,488,132.00	1,230,151,039.33	---	1,649,337,092.67
Totals	<u>\$ 22,047,787,260.00</u>	<u>\$ 13,082,282,476.20</u>	<u>\$ 143,570,773.00</u>	<u>\$ 8,821,934,010.80</u>

**STATE OF MISSOURI
SUMMARY OF APPROPRIATIONS BY FUND AND DEPARTMENT
SPECIAL REVENUE FUNDS
FOR THE APPROPRIATION YEAR 2021**

	Appropriations	Expenditures and Appropriated Transfers Out	Reappropriations to 2022	Lapse of Appropriations
<u>Utilicare Stabilization - 0134</u>				
Natural Resources	\$ 100.00	\$ ---	\$ ---	\$ 100.00
<u>Nursing Facility Federal Reimbursement Allowance - 0196</u>				
Health and Senior Services	725,000.00	489,094.79	---	235,905.21
Social Services	366,296,405.00	294,750,189.92	---	71,546,215.08
<u>Motorcycle Safety Trust - 0246</u>				
Transportation	350,000.00	124,366.32	---	225,633.68
<u>School District Bond - 0248</u>				
Elementary and Secondary Education	492,000.00	449,942.64	---	42,057.36
<u>Compulsive Gamblers - 0249</u>				
Mental Health	153,724.00	87,386.00	---	66,338.00
Public Safety	56,310.00	---	---	56,310.00
<u>MO HealthNet Fraud Prosecution Revolving - 0252</u>				
Executive	280,617.00	---	---	280,617.00
<u>Missouri Crime Prevention Information and Programming - 0253</u>				
Public Safety	1,000.00	---	---	1,000.00
<u>Missouri Housing Trust - 0254</u>				
Economic Development	4,450,000.00	3,188,178.41	---	1,261,821.59
<u>Treasurer's Information - 0255</u>				
Executive	8,000.00	332.03	---	7,667.97
<u>Elevator Safety - 0257</u>				
Office of Administration	16,690.00	5,379.55	---	11,310.45
Public Safety	499,130.00	450,914.47	---	48,215.53
<u>Missouri Arts Council Trust - 0262</u>				
Executive	5,124,570.00	4,016,911.88	---	1,107,658.12
Office of Administration	22,659.00	11,982.00	---	10,677.00
<u>Missouri Commission for the Deaf Board of Certification of Interpreters - 0264</u>				
Office of Administration	9,325.00	1,389.20	---	7,935.80
Elementary and Secondary Education	150,421.00	3,068.70	---	147,352.30
<u>Secretary of State's Technology Trust Account - 0266</u>				
Executive	3,575,895.00	2,367,701.44	---	1,208,193.56
Office of Administration	10,000.00	---	---	10,000.00
<u>Missouri Air Emission Reduction - 0267</u>				
Office of Administration	9,004.00	6,364.05	---	2,639.95
Natural Resources	1,251,864.00	929,760.67	---	322,103.33

**STATE OF MISSOURI
SUMMARY OF APPROPRIATIONS BY FUND AND DEPARTMENT
SPECIAL REVENUE FUNDS
FOR THE APPROPRIATION YEAR 2021**

	Appropriations	Expenditures and Appropriated Transfers Out	Reappropriations to 2022	Lapse of Appropriations
<u>Volkswagen Environmental Mitigation Trust Proceeds - 0268</u>				
Natural Resources	13,668,453.00	8,666,824.81	---	5,001,628.19
Corrections	1,000,000.00	961,222.70	---	38,777.30
<u>Missouri National Guard Training Site - 0269</u>				
Public Safety	351,752.00	106,737.64	---	245,014.36
<u>Statewide Court Automation - 0270</u>				
Judiciary	5,302,126.00	2,330,609.84	---	2,971,516.16
<u>Nursing Facility Quality of Care - 0271</u>				
Office of Administration	795,405.00	514,788.86	---	280,616.14
Health and Senior Services	4,909,744.00	2,338,819.61	---	2,570,924.39
Social Services	100,787.00	88,284.85	---	12,502.15
<u>Division of Tourism Supplemental Revenue - 0274</u>				
Executive	25,441.00	25,277.68	---	163.32
Office of Administration	62,978.00	24,217.05	---	38,760.95
Economic Development	18,637,531.00	12,260,134.87	---	6,377,396.13
<u>Health Initiatives - 0275</u>				
Office of Administration	70,569.00	60,766.05	---	9,802.95
Health and Senior Services	1,583,034.00	1,493,731.53	---	89,302.47
Mental Health	6,339,053.00	6,292,895.79	---	46,157.21
Revenue	190,734.00	66,870.72	---	123,863.28
Social Services	31,736,833.00	31,317,765.41	---	419,067.59
<u>Peace Officer Standards and Training Commission - 0281</u>				
Public Safety	950,000.00	667,209.94	---	282,790.06
<u>Gaming Proceeds for Education - 0285</u>				
Public Safety	50,000.00	---	---	50,000.00
Revenue	15,000.00	---	---	15,000.00
<u>Gaming Commission - 0286</u>				
Executive	157,710.00	150,892.94	---	6,817.06
Office of Administration	25,205.00	25,204.85	---	0.15
Public Safety	28,481,752.00	17,331,076.44	339,603.00	10,811,072.56
Revenue	5,000.00	---	---	5,000.00
Social Services	500,000.00	374,900.50	---	125,099.50
<u>Outstanding Schools Trust - 0287</u>				
Elementary and Secondary Education	836,804,068.00	836,804,068.00	---	---
<u>Mental Health Earnings - 0288</u>				
Office of Administration	7,500.00	---	---	7,500.00
Mental Health	8,961,465.00	4,691,848.59	---	4,269,616.41
<u>Bingo Proceeds for Education - 0289</u>				
Elementary and Secondary Education	1,876,355.00	924,000.00	---	952,355.00
Public Safety	5,000.00	---	---	5,000.00

**STATE OF MISSOURI
SUMMARY OF APPROPRIATIONS BY FUND AND DEPARTMENT
SPECIAL REVENUE FUNDS
FOR THE APPROPRIATION YEAR 2021**

	Appropriations	Expenditures and Appropriated Transfers Out	Reappropriations to 2022	Lapse of Appropriations
<u>Grade Crossing Safety</u>				
<u>Account - 0290</u>				
Transportation	3,000,000.00	1,328,713.51	---	1,671,286.49
<u>Lottery Proceeds - 0291</u>				
Office of Administration	97,124.00	35,669.87	---	61,454.13
Elementary and Secondary Education	183,790,475.00	179,133,470.13	---	4,657,004.87
Higher Education and Workforce Development	94,233,585.00	91,406,578.00	---	2,827,007.00
<u>Animal Health Laboratory Fee - 0292</u>				
Office of Administration	5,924.00	---	---	5,924.00
Agriculture	1,040,767.00	691,603.44	---	349,163.56
<u>Mammography - 0293</u>				
Office of Administration	4,636.00	3,902.25	---	733.75
Health and Senior Services	107,742.00	48,666.69	---	59,075.31
<u>Animal Care Reserve - 0295</u>				
Office of Administration	16,907.00	255.68	---	16,651.32
Agriculture	750,203.00	377,381.07	---	372,821.93
<u>Elderly Home-Delivered Meals Trust - 0296</u>				
Office of Administration	10,970.00	8,776.32	---	2,193.68
Health and Senior Services	62,958.00	30,500.00	---	32,458.00
<u>Highway Patrol Inspection - 0297</u>				
Public Safety	578,758.00	268,201.69	---	310,556.31
<u>Missouri Public Health Services - 0298</u>				
Office of Administration	1,019,643.00	902,319.13	---	117,323.87
Health and Senior Services	10,435,242.00	7,098,481.32	---	3,336,760.68
<u>Livestock Brands - 0299</u>				
Office of Administration	2,997.00	---	---	2,997.00
Agriculture	38,487.00	36,697.94	---	1,789.06
<u>Veterans' Commission Capital Improvement Trust - 0304</u>				
Office of Administration	209,927.00	196,975.36	---	12,951.64
Public Safety	75,297,544.00	8,425,032.45	4,390,704.00	62,481,807.55
<u>Missouri State Water Patrol - 0400</u>				
Office of Administration	15.00	14.22	---	0.78
Public Safety	4,349,413.00	1,974,459.91	---	2,374,953.09
<u>Commodity Council Merchandising - 0406</u>				
Office of Administration	875.00	---	---	875.00
Agriculture	89,326.00	57,654.01	---	31,671.99
<u>Senior Services Growth and Development Program - 0419</u>				
Health and Senior Services	1.00	---	---	1.00

**STATE OF MISSOURI
SUMMARY OF APPROPRIATIONS BY FUND AND DEPARTMENT
SPECIAL REVENUE FUNDS
FOR THE APPROPRIATION YEAR 2021**

	Appropriations	Expenditures and Appropriated Transfers Out	Reappropriations to 2022	Lapse of Appropriations
<u>DHEWD Out-of-State Program - 0420</u>				
Higher Education and Workforce Development	57,377.00	6,523.27	---	50,853.73
<u>Veterans Assistance - 0461</u>				
Public Safety	3,500,000.00	143,860.70	856,139.00	2,500,000.30
<u>Industrial Hemp - 0476</u>				
Agriculture	289,637.00	111,096.38	---	178,540.62
<u>Oil and Gas Resources - 0543</u>				
Natural Resources	102,138.00	---	---	102,138.00
<u>Division of Alcohol and Tobacco Control - 0544</u>				
Office of Administration	2,356,219.00	61,965.20	---	2,294,253.80
Public Safety	2,659,710.00	2,037,793.61	---	621,916.39
<u>Statutory Revision - 0546</u>				
Legislature	290,061.00	31,252.02	---	258,808.98
<u>Division of Credit Unions - 0548</u>				
Office of Administration	18,288.00	7,915.63	---	10,372.37
Commerce and Insurance	1,405,574.00	1,104,468.73	---	301,105.27
<u>Division of Finance - 0550</u>				
Executive	6,925.00	5,789.05	---	1,135.95
Office of Administration	232,703.00	149,039.91	---	83,663.09
Commerce and Insurance	9,653,981.00	8,067,654.97	---	1,586,326.03
<u>Coal Combustion Residuals Subaccount - 0551</u>				
Natural Resources	377,309.00	---	---	377,309.00
<u>Insurance Examiners - 0552</u>				
Office of Administration	124,116.00	124,102.55	---	13.45
Commerce and Insurance	4,465,537.00	2,886,708.42	---	1,578,828.58
<u>Natural Resources Protection - 0555</u>				
Office of Administration	2,418.00	1,086.72	---	1,331.28
Natural Resources	4,651,656.00	1,913,749.67	---	2,737,906.33
<u>Deaf Relay Service and Equipment Distribution Program - 0559</u>				
Office of Administration	12,989.00	1,525.45	---	11,463.55
Commerce and Insurance	2,495,834.00	414,001.24	---	2,081,832.76
Elementary and Secondary Education	1,905,676.00	670,655.15	---	1,235,020.85
<u>Endowed Care Cemetery Audit - 0562</u>				
Health and Senior Services	2,899.00	1,334.89	---	1,564.11
<u>Missouri One Start Community College New Job Training - 0563</u>				
Economic Development	16,000,000.00	7,153,984.97	---	8,846,015.03

**STATE OF MISSOURI
SUMMARY OF APPROPRIATIONS BY FUND AND DEPARTMENT
SPECIAL REVENUE FUNDS
FOR THE APPROPRIATION YEAR 2021**

	Appropriations	Expenditures and Appropriated Transfers Out	Reappropriations to 2022	Lapse of Appropriations
<u>Professional and Practical Nursing</u>				
<u>Student Loan and Nurse Loan</u>				
<u>Repayment - 0565</u>				
Office of Administration	7,187.00	4,680.87	---	2,506.13
Health and Senior Services	1,021,216.00	977,873.60	---	43,342.40
<u>Insurance Dedicated - 0566</u>				
Executive	11,687.00	9,780.91	---	1,906.09
Office of Administration	977,353.00	523,334.80	---	454,018.20
Commerce and Insurance	11,735,835.00	10,161,316.19	---	1,574,518.81
Health and Senior Services	500,000.00	500,000.00	---	---
<u>Natural Resources Protection -</u>				
<u>Water Pollution Permit Fee</u>				
<u>Subaccount - 0568</u>				
Executive	192,144.00	149,777.75	---	42,366.25
Office of Administration	78,267.00	70,465.45	---	7,801.55
Natural Resources	23,555,323.00	10,559,627.26	---	12,995,695.74
<u>Solid Waste Management -</u>				
<u>Scrap Tire Subaccount - 0569</u>				
Office of Administration	13,393.00	3,831.61	---	9,561.39
Natural Resources	2,626,046.00	1,704,818.91	---	921,227.09
Revenue	10,000.00	---	---	10,000.00
<u>Solid Waste Management - 0570</u>				
Executive	26,878.00	24,261.00	---	2,617.00
Office of Administration	21,189.00	12,720.75	---	8,468.25
Natural Resources	15,410,280.00	10,347,418.27	---	5,062,861.73
<u>Aquaculture Marketing</u>				
<u>Development - 0573</u>				
Agriculture	7,000.00	4,767.90	---	2,232.10
<u>Metallic Minerals Waste</u>				
<u>Management - 0575</u>				
Office of Administration	574.00	387.48	---	186.52
Natural Resources	48,330.00	20,548.13	---	27,781.87
<u>Local Records Preservation - 0577</u>				
Executive	1,806,877.00	781,074.48	---	1,025,802.52
<u>Spinal Cord Injury - 0578</u>				
Higher Education and Workforce Development	1,500,000.00	566,580.00	---	933,420.00
<u>Veterans' Trust - 0579</u>				
Public Safety	74,590.00	12,182.85	---	62,407.15
<u>Livestock Sales and Markets</u>				
<u>Fees - 0581</u>				
Office of Administration	259.00	---	---	259.00
Agriculture	23,018.00	10,442.01	---	12,575.99
<u>Manufactured Housing - 0582</u>				
Commerce and Insurance	804,814.00	337,598.73	---	467,215.27

**STATE OF MISSOURI
SUMMARY OF APPROPRIATIONS BY FUND AND DEPARTMENT
SPECIAL REVENUE FUNDS
FOR THE APPROPRIATION YEAR 2021**

	Appropriations	Expenditures and Appropriated Transfers Out	Reappropriations to 2022	Lapse of Appropriations
<u>Natural Resources Protection - Air Pollution Asbestos Fee Subaccount - 0584</u>				
Office of Administration	5,007.00	4,336.96	---	670.04
Natural Resources	391,722.00	337,482.15	---	54,239.85
<u>Underground Storage Tank Regulation Program - 0586</u>				
Office of Administration	2,335.00	1,876.42	---	458.58
Natural Resources	165,376.00	68,436.26	---	96,939.74
<u>Chemical Emergency Preparedness - 0587</u>				
Office of Administration	11,536.00	3,921.88	---	7,614.12
Public Safety	1,005,654.00	788,667.92	---	216,986.08
<u>Motor Vehicle Commission - 0588</u>				
Executive	53,480.00	31,634.95	---	21,845.05
Office of Administration	122,008.00	50,499.67	---	71,508.33
Revenue	999,415.00	817,661.55	---	181,753.45
<u>Health Spa Regulatory - 0589</u>				
Executive	5,000.00	2,977.29	---	2,022.71
<u>State Forensic Laboratory - 0591</u>				
Public Safety	717,633.00	542,675.63	---	174,957.37
<u>Services to Victims - 0592</u>				
Public Safety	2,087,057.00	1,122,417.71	---	964,639.29
<u>Natural Resources Protection - Air Pollution Permit Fee Subaccount - 0594</u>				
Executive	28,629.00	26,897.71	---	1,731.29
Office of Administration	81,400.00	76,841.87	---	4,558.13
Natural Resources	4,803,889.00	4,111,292.13	---	692,596.87
<u>Water and Wastewater Loan Revolving - 0602</u>				
Natural Resources	382,626,394.00	104,099,822.33	---	278,526,571.67
<u>Missouri Veterans' Health and Care - 0606</u>				
Office of Administration	49,450.00	---	---	49,450.00
Health and Senior Services	13,544,641.00	9,394,756.99	---	4,149,884.01
<u>Public Service Commission - 0607</u>				
Office of Administration	7,500.00	1,244.72	---	6,255.28
Commerce and Insurance	14,840,614.00	12,246,119.41	---	2,594,494.59
<u>Conservation Commission - 0609</u>				
Executive	49,751.00	49,551.38	---	199.62
Office of Administration	1,429,659.00	1,112,572.16	---	317,086.84
Conservation	251,934,312.00	169,295,005.17	34,110,196.00	48,529,110.83
Revenue	619,073.00	609,261.55	---	9,811.45

**STATE OF MISSOURI
SUMMARY OF APPROPRIATIONS BY FUND AND DEPARTMENT
SPECIAL REVENUE FUNDS
FOR THE APPROPRIATION YEAR 2021**

	Appropriations	Expenditures and Appropriated Transfers Out	Reappropriations to 2022	Lapse of Appropriations
<u>Parks Sales Tax - 0613</u>				
Executive	55,430.00	51,339.48	---	4,090.52
Office of Administration	574,013.00	573,830.84	---	182.16
Natural Resources	44,653,793.00	30,874,867.88	---	13,778,925.12
<u>Soil and Water Sales Tax - 0614</u>				
Executive	24,407.00	24,406.48	---	0.52
Office of Administration	338,193.00	330,672.10	---	7,520.90
Natural Resources	57,169,200.00	45,932,633.10	---	11,236,566.90
<u>Apple Merchandising - 0615</u>				
Agriculture	7,000.00	---	---	7,000.00
<u>State School Moneys - 0616</u>				
Elementary and Secondary Education	206,194,125.00	190,669,370.37	---	15,524,754.63
Revenue	25,000.00	14,717.65	---	10,282.35
<u>Handicapped Children's Trust - 0618</u>				
Elementary and Secondary Education	200,000.00	563.64	---	199,436.36
<u>Social Services Educational Improvement - 0620</u>				
Office of Administration	37,429.00	36,928.79	---	500.21
Social Services	7,254,108.00	3,812,975.88	---	3,441,132.12
<u>Blind Pension - 0621</u>				
Social Services	37,562,368.00	34,761,605.12	---	2,800,762.88
<u>Tort Victims' Compensation - 0622</u>				
Labor and Industrial Relations	7,704,836.00	7,563,160.00	---	141,676.00
<u>State Seminary Moneys - 0623</u>				
Higher Education and Workforce Development	275,000.00	10,912.00	---	264,088.00
<u>Livestock Dealer Law Enforcement and Administration - 0624</u>				
Office of Administration	94.00	---	---	94.00
<u>State Board of Accountancy - 0627</u>				
Office of Administration	3,414.00	3,413.52	---	0.48
Commerce and Insurance	564,208.00	542,129.68	---	22,078.32
<u>State Board of Podiatric Medicine - 0629</u>				
Commerce and Insurance	13,747.00	2,215.40	---	11,531.60
<u>State Board of Chiropractic Examiners - 0630</u>				
Commerce and Insurance	131,983.00	48,324.86	---	83,658.14
<u>Board of Embalmers and Funeral Directors - 0633</u>				
Commerce and Insurance	164,518.00	97,339.44	---	67,178.56

**STATE OF MISSOURI
SUMMARY OF APPROPRIATIONS BY FUND AND DEPARTMENT
SPECIAL REVENUE FUNDS
FOR THE APPROPRIATION YEAR 2021**

	Appropriations	Expenditures and Appropriated Transfers Out	Reappropriations to 2022	Lapse of Appropriations
<u>Board of Registration for Healing Arts - 0634</u>				
Office of Administration	7,500.00	388.53	---	7,111.47
Commerce and Insurance	2,754,607.00	2,384,007.45	---	370,599.55
<u>State Board of Nursing - 0635</u>				
Office of Administration	3,557.00	256.87	---	3,300.13
Commerce and Insurance	3,917,844.00	2,046,526.74	---	1,871,317.26
<u>Optometry - 0636</u>				
Commerce and Insurance	34,957.00	4,710.02	---	30,246.98
<u>Board of Pharmacy - 0637</u>				
Office of Administration	7,500.00	---	---	7,500.00
Commerce and Insurance	2,663,215.00	1,607,808.58	---	1,055,406.42
<u>Real Estate Commission - 0638</u>				
Office of Administration	7,500.00	---	---	7,500.00
Commerce and Insurance	1,278,651.00	1,048,140.02	---	230,510.98
<u>Veterinary Medical Board - 0639</u>				
Commerce and Insurance	108,317.00	37,614.03	---	70,702.97
<u>State Highways and Transportation Department - 0644</u>				
Office of Administration	2,949,773.00	2,725,106.64	---	224,666.36
Transportation	26,000,000.00	19,345,913.72	---	6,654,086.28
Public Safety	279,735,090.00	193,675,503.61	411,404.00	85,648,182.39
Revenue	33,250,062.00	27,839,471.19	---	5,410,590.81
<u>Milk Inspection Fees - 0645</u>				
Office of Administration	4,960.00	1,115.54	---	3,844.46
Agriculture	1,442,977.00	610,515.93	---	832,461.07
<u>Health and Senior Services Document Services - 0646</u>				
Office of Administration	98,322.00	649.65	---	97,672.35
Health and Senior Services	202,210.00	64,744.55	---	137,465.45
<u>Grain Inspection Fees - 0647</u>				
Office of Administration	51,089.00	6,647.93	---	44,441.07
Agriculture	2,949,430.00	2,619,311.55	---	330,118.45
<u>Water and Wastewater Loan - 0649</u>				
Natural Resources	141,461,840.00	40,002,593.27	---	101,459,246.73
<u>Tourism Marketing - 0650</u>				
Economic Development	24,500.00	6,726.72	---	17,773.28
<u>Workers' Compensation - 0652</u>				
Executive	614,292.00	240,235.59	---	374,056.41
Office of Administration	28,347,359.00	3,246,887.56	---	25,100,471.44
Labor and Industrial Relations	11,908,617.00	10,213,353.72	---	1,695,263.28
Revenue	2,000,000.00	142,459.81	---	1,857,540.19

**STATE OF MISSOURI
SUMMARY OF APPROPRIATIONS BY FUND AND DEPARTMENT
SPECIAL REVENUE FUNDS
FOR THE APPROPRIATION YEAR 2021**

	Appropriations	Expenditures and Appropriated Transfers Out	Reappropriations to 2022	Lapse of Appropriations
<u>Workers' Compensation - Second Injury - 0653</u>				
Executive	3,361,642.00	2,877,804.08	---	483,837.92
Office of Administration	7,500.00	1,288.97	---	6,211.03
Labor and Industrial Relations	105,560,833.00	70,640,267.51	---	34,920,565.49
<u>Railroad Expense - 0659</u>				
Office of Administration	462.00	461.21	---	0.79
Transportation	1,020,781.00	711,548.53	---	309,232.47
<u>Groundwater Protection - 0660</u>				
Executive	1,683.00	1,683.00	---	---
Office of Administration	9,300.00	6,505.38	---	2,794.62
Natural Resources	707,629.00	452,511.24	---	255,117.76
<u>Petroleum Inspection - 0662</u>				
Office of Administration	10,001.00	471.38	---	9,529.62
Agriculture	2,901,394.00	2,333,158.88	---	568,235.12
Revenue	39,289.00	31,992.78	---	7,296.22
<u>Missouri Land Survey - 0668</u>				
Office of Administration	180,312.00	1,547.85	---	178,764.15
Agriculture	1,080,234.00	632,849.07	---	447,384.93
<u>Legal Defense and Defender - 0670</u>				
Judiciary	2,735,949.00	1,303,661.79	---	1,432,287.21
<u>Criminal Record System - 0671</u>				
Office of Administration	10,000.00	2,138.15	---	7,861.85
Health and Senior Services	333.00	---	---	333.00
Public Safety	15,575,834.00	11,482,641.42	---	4,093,192.58
<u>Motor Fuel Tax - 0673</u>				
Revenue	195,000,000.00	180,806,648.36	---	14,193,351.64
<u>State Transportation - 0675</u>				
Office of Administration	161.00	160.42	---	0.58
Transportation	5,058,278.00	4,597,995.84	---	460,282.16
<u>Hazardous Waste - 0676</u>				
Executive	175,451.00	172,650.96	---	2,800.04
Office of Administration	39,409.00	38,705.41	---	703.59
Health and Senior Services	285,171.00	213,430.48	---	71,740.52
Natural Resources	5,957,172.00	3,766,315.62	---	2,190,856.38
<u>Dental Board - 0677</u>				
Office of Administration	1,004.00	1,003.70	---	0.30
Commerce and Insurance	616,938.00	323,071.72	---	293,866.28
<u>State Board for Architects, Professional Engineers, Land Surveyors and Landscape Architects - 0678</u>				
Office of Administration	7,500.00	2,439.12	---	5,060.88
Commerce and Insurance	689,715.00	478,691.11	---	211,023.89

**STATE OF MISSOURI
SUMMARY OF APPROPRIATIONS BY FUND AND DEPARTMENT
SPECIAL REVENUE FUNDS
FOR THE APPROPRIATION YEAR 2021**

	Appropriations	Expenditures and Appropriated Transfers Out	Reappropriations to 2022	Lapse of Appropriations
<u>Safe Drinking Water - 0679</u>				
Executive	35,260.00	33,523.14	---	1,736.86
Office of Administration	65,475.00	46,120.00	---	19,355.00
Health and Senior Services	473,641.00	403,862.61	---	69,778.39
Natural Resources	3,906,669.00	2,886,128.58	---	1,020,540.42
<u>Missouri Office of Prosecution Services - 0680</u>				
Executive	2,088,165.00	911,900.97	---	1,176,264.03
Office of Administration	7,500.00	---	---	7,500.00
<u>Crime Victims' Compensation - 0681</u>				
Judiciary	887,200.00	887,200.00	---	---
Office of Administration	36,827.00	27,882.54	---	8,944.46
Public Safety	6,835,743.00	2,266,680.81	---	4,569,062.19
Corrections	37,349.00	36,211.74	---	1,137.26
<u>Agriculture Business Development - 0683</u>				
Office of Administration	2,490.00	---	---	2,490.00
Agriculture	306,611.00	18,329.96	---	288,281.04
<u>Fair Share - 0687</u>				
Revenue	11,000.00	6,541.18	---	4,458.82
<u>School District Trust - 0688</u>				
Elementary and Secondary Education	958,400,000.00	958,400,000.00	---	---
<u>Children's Trust - 0694</u>				
Office of Administration	3,484,046.00	2,522,319.43	---	961,726.57
Health and Senior Services	13,495.00	6,674.76	---	6,820.24
<u>Highway Patrol's Motor Vehicle, Aircraft, Watercraft Revolving - 0695</u>				
Public Safety	8,124,982.00	5,868,465.76	---	2,256,516.24
<u>Meramec-Onondaga State Parks - 0698</u>				
Natural Resources	85,000.00	84,199.29	---	800.71
<u>Oil and Gas Remedial - 0699</u>				
Natural Resources	166,065.00	---	---	166,065.00
<u>Missouri One Start Community College Job Retention Training - 0717</u>				
Economic Development	11,000,000.00	6,795,308.91	---	4,204,691.09
<u>Missouri Military Family Relief - 0719</u>				
Public Safety	150,000.00	60,821.12	---	89,178.88
<u>Proprietary School Certification - 0729</u>				
Office of Administration	73,227.00	57,134.94	---	16,092.06
Higher Education and Workforce Development	318,335.00	71,123.12	---	247,211.88

**STATE OF MISSOURI
SUMMARY OF APPROPRIATIONS BY FUND AND DEPARTMENT
SPECIAL REVENUE FUNDS
FOR THE APPROPRIATION YEAR 2021**

	Appropriations	Expenditures and Appropriated Transfers Out	Reappropriations to 2022	Lapse of Appropriations
<u>War on Terror Unemployment Compensation - 0736</u>				
Labor and Industrial Relations	40,000.00	---	---	40,000.00
<u>Brain Injury - 0742</u>				
Health and Senior Services	975,000.00	351,278.77	---	623,721.23
<u>Boiler and Pressure Vessels Safety - 0744</u>				
Office of Administration	14,519.00	11,711.74	---	2,807.26
Public Safety	517,718.00	503,666.61	---	14,051.39
<u>State Capitol Commission - 0745</u>				
Office of Administration	25,000.00	---	---	25,000.00
<u>Missouri Pet Spay/Neuter - 0747</u>				
Agriculture	50,000.00	23,113.00	---	26,887.00
<u>Storm Water Loan Revolving - 0754</u>				
Natural Resources	3,014,341.00	1,384,953.39	---	1,629,387.61
<u>Rural Water and Sewer Loan Revolving - 0755</u>				
Natural Resources	2,100,165.00	430,418.50	---	1,669,746.50
<u>Basic Civil Legal Services - 0757</u>				
Judiciary	7,701,418.00	7,559,123.92	---	142,294.08
<u>Highway Patrol Traffic Records - 0758</u>				
Public Safety	409,164.00	118,532.25	---	290,631.75
<u>Antiterrorism - 0759</u>				
Public Safety	15,000.00	1,925.74	---	13,074.26
<u>Proprietary School Bond - 0760</u>				
Higher Education and Workforce Development	400,000.00	70,813.03	---	329,186.97
<u>Life Sciences Research Trust - 0763</u>				
Social Services	33,369,132.00	33,366,132.00	---	3,000.00
<u>Youth Services Products - 0764</u>				
Social Services	5,000.00	---	---	5,000.00
<u>DNA Profiling Analysis - 0772</u>				
Public Safety	3,073,203.00	2,434,907.33	91,301.00	546,994.67
<u>Revenue Specialty Plate - 0775</u>				
Revenue	27,165.00	500.00	---	26,665.00
<u>Missouri Rx Plan - 0779</u>				
Office of Administration	22,499.00	2,016.00	---	20,483.00
Social Services	3,224,215.00	391,857.83	---	2,832,357.17
<u>Putative Father Registry - 0780</u>				
Office of Administration	12,794.00	3,531.12	---	9,262.88
Health and Senior Services	136,295.00	49,680.93	---	86,614.07

**STATE OF MISSOURI
SUMMARY OF APPROPRIATIONS BY FUND AND DEPARTMENT
SPECIAL REVENUE FUNDS
FOR THE APPROPRIATION YEAR 2021**

	Appropriations	Expenditures and Appropriated Transfers Out	Reappropriations to 2022	Lapse of Appropriations
<u>Missouri Commission for the Deaf and Assistive Technology Trust - 0781</u>				
Elementary and Secondary Education	1,080,000.00	1,001,244.09	---	78,755.91
<u>Economic Development Advancement - 0783</u>				
Office of Administration	7,500.00	---	---	7,500.00
Economic Development	5,165,000.00	4,635,697.63	---	529,302.37
Natural Resources	118,734.00	80,130.63	---	38,603.37
<u>Classroom Trust - 0784</u>				
Elementary and Secondary Education	353,359,576.00	337,204,647.83	---	16,154,928.17
<u>Board of Cosmetology and Barber Examiners - 0785</u>				
Commerce and Insurance	315,657.00	202,892.89	---	112,764.11
<u>Part C Early Intervention System - 0788</u>				
Elementary and Secondary Education	11,500,000.00	5,488,470.13	---	6,011,529.87
<u>Access Missouri Financial Assistance - 0791</u>				
Higher Education and Workforce Development	76,960,000.00	61,176,713.00	---	15,783,287.00
<u>Consumer Restitution - 0792</u>				
Commerce and Insurance	5,000.00	---	---	5,000.00
<u>Geologic Resources - 0801</u>				
Office of Administration	1,446.00	598.35	---	847.65
Natural Resources	152,369.00	123,801.04	---	28,567.96
<u>Veterinary Student Loan Payment - 0803</u>				
Agriculture	180,000.00	116,400.00	---	63,600.00
<u>Missouri Explosives Safety Act Administration - 0804</u>				
Public Safety	103,710.00	73,208.37	---	30,501.63
<u>Family Trust Company - 0810</u>				
Executive	20,000.00	---	---	20,000.00
<u>Fire Education - 0821</u>				
Public Safety	250,000.00	177,321.81	---	72,678.19
<u>Boll Weevil Suppression and Eradication - 0823</u>				
Agriculture	67,270.00	9,857.72	---	57,412.28
<u>Organ Donor Program - 0824</u>				
Office of Administration	272,179.00	93,572.29	---	178,606.71
Health and Senior Services	279,474.00	110,266.93	---	169,207.07
<u>Child Labor Enforcement - 0826</u>				
Office of Administration	14,994.00	---	---	14,994.00
Labor and Industrial Relations	79,543.00	2,946.98	---	76,596.02

**STATE OF MISSOURI
SUMMARY OF APPROPRIATIONS BY FUND AND DEPARTMENT
SPECIAL REVENUE FUNDS
FOR THE APPROPRIATION YEAR 2021**

	Appropriations	Expenditures and Appropriated Transfers Out	Reappropriations to 2022	Lapse of Appropriations
<u>Inmate Incarceration Reimbursement</u>				
<u>Act Revolving - 0828</u>				
Executive	148,910.00	38,104.92	---	110,805.08
Corrections	750,000.00	195,612.02	---	554,387.98
<u>State Court Administration</u>				
<u>Revolving - 0831</u>				
Judiciary	230,000.00	130,368.60	---	99,631.40
<u>Concentrated Animal Feeding</u>				
<u>Operation Indemnity - 0834</u>				
Natural Resources	60,450.00	---	---	60,450.00
<u>State Document Preservation - 0836</u>				
Executive	25,000.00	---	---	25,000.00
<u>State Transportation Assistance</u>				
<u>Revolving - 0841</u>				
Transportation	1,000,000.00	146,291.07	---	853,708.93
<u>Criminal Justice Network and</u>				
<u>Technology Revolving - 0842</u>				
Public Safety	2,819,050.00	2,095,746.93	---	723,303.07
<u>Youth Services Treatment - 0843</u>				
Social Services	999.00	---	---	999.00
<u>Missouri Office of Prosecution</u>				
<u>Services Revolving - 0844</u>				
Executive	2,153,572.00	110,596.12	---	2,042,975.88
<u>Missouri State Coroner's</u>				
<u>Training - 0846</u>				
Health and Senior Services	1,200.00	94.59	---	1,105.41
<u>Judiciary Education and</u>				
<u>Training - 0847</u>				
Judiciary	1,134,152.00	639,704.71	---	494,447.29
<u>Missouri Supplemental Tax</u>				
<u>Increment Financing - 0848</u>				
Economic Development	31,844,958.00	31,844,958.00	---	---
<u>Domestic Relations Resolution - 0852</u>				
Judiciary	300,000.00	139,041.04	---	160,958.96
<u>Correctional Substance Abuse</u>				
<u>Earnings - 0853</u>				
Corrections	40,000.00	33,857.96	---	6,142.04
<u>Missouri Wine Marketing and</u>				
<u>Research Development - 0855</u>				
Agriculture	60,000.00	19,498.12	---	40,501.88

**STATE OF MISSOURI
SUMMARY OF APPROPRIATIONS BY FUND AND DEPARTMENT
SPECIAL REVENUE FUNDS
FOR THE APPROPRIATION YEAR 2021**

	Appropriations	Expenditures and Appropriated Transfers Out	Reappropriations to 2022	Lapse of Appropriations
<u>Early Childhood Development, Education and Care - 0859</u>				
Elementary and Secondary Education	26,589,250.00	26,262,657.97	---	326,592.03
Social Services	7,574,500.00	---	---	7,574,500.00
<u>Charter Public School Commission Revolving - 0860</u>				
Elementary and Secondary Education	1,083,085.00	926,040.79	---	157,044.21
<u>MODEX - 0867</u>				
Public Safety	906,918.00	294,227.40	---	612,690.60
<u>Kids' Chance Scholarship - 0878</u>				
Higher Education and Workforce Development	15,000.00	8,000.00	---	7,000.00
<u>Guaranty Agency Operating - 0880</u>				
Office of Administration	343,399.00	117,400.77	---	225,998.23
Higher Education and Workforce Development	12,254,036.00	3,926,669.49	---	8,327,366.51
<u>Federal Student Loan Reserve - 0881</u>				
Higher Education and Workforce Development	120,000,000.00	18,858,172.25	---	101,141,827.75
<u>Missouri Public Broadcasting Corporation Special - 0887</u>				
Executive	1,010,000.00	776,000.00	---	234,000.00
<u>Blindness Education, Screening and Treatment Program - 0892</u>				
Social Services	349,000.00	171,408.74	---	177,591.26
<u>Missouri Lead Abatement Loan - 0893</u>				
Health and Senior Services	1,000.00	---	---	1,000.00
<u>Workers Memorial - 0895</u>				
Labor and Industrial Relations	150,000.00	---	---	150,000.00
<u>AgriMissouri - 0897</u>				
Agriculture	140,000.00	17,648.41	---	122,351.59
<u>Missouri National Guard Trust - 0900</u>				
Office of Administration	7,500.00	4,922.33	---	2,577.67
Public Safety	5,269,233.00	1,667,248.89	---	3,601,984.11
<u>Agriculture Development - 0904</u>				
Office of Administration	879.00	---	---	879.00
Agriculture	223,562.00	69,481.47	---	154,080.53
<u>Mined Land Reclamation - 0906</u>				
Executive	18,436.00	17,962.40	---	473.60
Office of Administration	5,945.00	5,813.31	---	131.69
Natural Resources	1,036,887.00	435,047.51	---	601,839.49

**STATE OF MISSOURI
SUMMARY OF APPROPRIATIONS BY FUND AND DEPARTMENT
SPECIAL REVENUE FUNDS
FOR THE APPROPRIATION YEAR 2021**

	Appropriations	Expenditures and Appropriated Transfers Out	Reappropriations to 2022	Lapse of Appropriations
<u>Manufactured Housing Consumer Recovery - 0909</u>				
Commerce and Insurance	192,000.00	---	---	192,000.00
<u>Babler State Park - 0911</u>				
Natural Resources	135,023.00	91,376.94	---	43,646.06
<u>Deputy Sheriff Salary Supplementation - 0913</u>				
Public Safety	7,200,000.00	2,809,059.07	---	4,390,940.93
<u>Governor's Council on Physical Fitness Institution Gift Trust - 0924</u>				
Health and Senior Services	47,500.00	19,468.37	---	28,031.63
<u>Mental Health Trust - 0926</u>				
Mental Health	2,422,338.00	530,823.67	---	1,891,514.33
<u>Cigarette Fire Safety and Firefighter Protection - 0937</u>				
Public Safety	32,069.00	17,577.42	---	14,491.58
<u>Special Employment Security - 0949</u>				
Office of Administration	3,110,764.00	176,961.31	---	2,933,802.69
Higher Education and Workforce Development	1,231,266.00	1,231,265.30	---	0.70
Labor and Industrial Relations	7,948,596.00	1,143,431.39	---	6,805,164.61
<u>State Fair Trust - 0951</u>				
Agriculture	9,900.00	---	---	9,900.00
<u>Aviation Trust - 0952</u>				
Office of Administration	10,000.00	645.52	---	9,354.48
Transportation	10,952,774.00	5,211,612.23	---	5,741,161.77
Revenue	50,000.00	3,637.66	---	46,362.34
<u>Unemployment Automation - 0953</u>				
Office of Administration	8,855,407.00	---	---	8,855,407.00
Labor and Industrial Relations	452,925.00	2.94	---	452,922.06
<u>Ambulance Service Reimbursement Allowance - 0958</u>				
Office of Administration	207,500.00	186,815.00	---	20,685.00
Social Services	27,788,366.00	20,362,113.08	---	7,426,252.92
<u>Agriculture Protection - 0970</u>				
Executive	36,999.00	36,762.46	---	236.54
Office of Administration	254,135.00	41,665.48	---	212,469.52
Agriculture	8,500,001.00	6,270,321.63	---	2,229,679.37
<u>State Mine Inspection - 0973</u>				
Labor and Industrial Relations	67,991.00	50,220.96	---	17,770.04
<u>Livestock Feed and Crop Loan Program - 0978</u>				
Agriculture	13,923.00	---	---	13,923.00

**STATE OF MISSOURI
SUMMARY OF APPROPRIATIONS BY FUND AND DEPARTMENT
SPECIAL REVENUE FUNDS
FOR THE APPROPRIATION YEAR 2021**

	<u>Appropriations</u>	<u>Expenditures and Appropriated Transfers Out</u>	<u>Reappropriations to 2022</u>	<u>Lapse of Appropriations</u>
<u>Tobacco Control Special - 0984</u>				
Revenue	47,308.00	8,987.65	---	38,320.35
<u>Large Carnivore - 0988</u>				
Agriculture	10,000.00	10,000.00	---	---
<u>Medicaid Provider Enrollment - 0990</u>				
Social Services	238,717.00	201,198.72	---	37,518.28
Subtotals	5,552,632,163.00	4,362,953,037.77	40,199,347.00	1,149,479,778.23
Appropriated Transfers Out	<u>2,080,438,463.00</u>	<u>1,784,816,695.39</u>	---	<u>295,621,767.61</u>
Totals	<u>\$ 7,633,070,626.00</u>	<u>\$ 6,147,769,733.16</u>	<u>\$ 40,199,347.00</u>	<u>\$ 1,445,101,545.84</u>

**STATE OF MISSOURI
SUMMARY OF APPROPRIATIONS BY FUND AND DEPARTMENT
DEBT SERVICE FUNDS
FOR THE APPROPRIATION YEAR 2021**

	Appropriations	Expenditures and Appropriated Transfers Out	Reappropriations to 2022	Lapse of Appropriations
<u>Water Pollution Control Bond and Interest - Series A 2007 - 0207</u>				
Office of Administration	\$ 2,019,882.00	\$ 2,019,881.26	\$ ---	\$ 0.74
<u>Water Pollution Control Bond and Interest - Series A 2010 - 0209</u>				
Office of Administration	9,576,125.00	9,576,125.00	---	---
<u>Fourth State Building Bond and Interest - Series A 2010 - 0210</u>				
Office of Administration	1,064,500.00	1,064,500.00	---	---
<u>Stormwater Control Bond and Interest - Series A 2010 - 0211</u>				
Office of Administration	1,778,500.00	1,778,500.00	---	---
<u>Fourth State Building Bond and Interest - Series A 2012 - 0212</u>				
Office of Administration	3,106,450.00	3,106,450.00	---	---
<u>State Road Bond - 0319</u>				
Transportation	201,259,881.00	182,469,071.86	---	18,790,809.14
<u>Fulton State Hospital Bond and Interest - Series 2014 - 0396</u>				
Office of Administration	12,341,638.00	12,341,637.52	---	0.48
Totals	<u>\$ 231,146,976.00</u>	<u>\$ 212,356,165.64</u>	<u>\$ ---</u>	<u>\$ 18,790,810.36</u>

STATE OF MISSOURI
SUMMARY OF APPROPRIATIONS BY FUND AND DEPARTMENT
CAPITAL PROJECTS FUNDS
FOR THE APPROPRIATION YEAR 2021

	<u>Appropriations</u>	<u>Expenditures and Appropriated Transfers Out</u>	<u>Reappropriations to 2022</u>	<u>Lapse of Appropriations</u>
<u>Stormwater Control - Series A 2002 - 37H - 0302</u>				
Natural Resources	\$ 10,000.00	\$ ---	\$ ---	\$ 10,000.00
<u>BPB Series A 2018 - State Facilities Bond Proceeds - 0307</u>				
Office of Administration	5,893,924.00	210,222.79	277,387.00	5,406,314.21
Elementary and Secondary Education	543,457.00	---	---	543,457.00
Mental Health	1,256,013.00	29,434.37	20,520.00	1,206,058.63
Natural Resources	659,748.00	121,709.45	537,481.00	557.55
Social Services	189,741.00	105,322.27	84,418.00	0.73
Corrections	198,929.00	---	---	198,929.00
<u>BPB Series A 2018 Capitol Bond Proceeds - 0308</u>				
Office of Administration	24,237,029.00	6,455,777.82	17,781,250.00	1.18
<u>State Road - 0320</u>				
Office of Administration	395,747.00	192,916.88	---	202,830.12
Transportation	2,702,425,392.00	1,907,292,034.77	---	795,133,357.23
<u>Water Pollution Control Series A 2007 - 37G - 0329</u>				
Natural Resources	10,000.00	---	---	10,000.00
<u>Water Pollution Control Series A 2007 - 37E - 0330</u>				
Natural Resources	20,000.00	---	---	20,000.00
<u>BPB Series A 2017 Education Bond Proceeds - 0366</u>				
Office of Administration	400,000.00	251,400.00	---	148,600.00
Higher Education and Workforce Development	865,786.00	828,691.65	37,094.00	0.35
<u>State Historical Society Series A 2016 - 0390</u>				
Office of Administration	1,500,000.00	1,194,225.62	---	305,774.38
<u>Fulton State Hospital Series 2016 Bond Proceeds - 0393</u>				
Mental Health	4,219,926.00	299,386.77	3,920,539.00	0.23
Subtotals	2,742,825,692.00	1,916,981,122.39	22,658,689.00	803,185,880.61
Appropriated Transfers Out	21,762,314.00	16,455,593.44	---	5,306,720.56
Totals	\$ 2,764,588,006.00	\$ 1,933,436,715.83	\$ 22,658,689.00	\$ 808,492,601.17

**STATE OF MISSOURI
SUMMARY OF APPROPRIATIONS BY FUND AND DEPARTMENT
PERMANENT FUNDS
FOR THE APPROPRIATION YEAR 2021**

	Appropriations	Expenditures and Appropriated Transfers Out	Reappropriations to 2022	Lapse of Appropriations
<u>Confederate Memorial Park - 0812</u>				
Natural Resources	\$ 165.00	\$ ---	\$ ---	\$ 165.00
<u>Champ W. Smith and Mary C. Smith Memorial Endowment Trust - 0873</u>				
Health and Senior Services	10,000.00	---	---	10,000.00
Totals	\$ 10,165.00	\$ ---	\$ ---	\$ 10,165.00

**STATE OF MISSOURI
SUMMARY OF APPROPRIATIONS BY FUND AND DEPARTMENT
ENTERPRISE FUNDS
FOR THE APPROPRIATION YEAR 2021**

	Appropriations	Expenditures and Appropriated Transfers Out	Reappropriations to 2022	Lapse of Appropriations
<u>Inmate Canteen - 0405</u>				
Office of Administration	\$ 1,137.00	\$ 1,136.72	\$ ---	\$ 0.28
Corrections	37,308,473.00	29,005,853.61	---	8,302,619.39
<u>Federal Surplus Property - 0407</u>				
Office of Administration	3,168,349.00	1,214,258.70	---	1,954,090.30
<u>Single-Purpose Animal Facilities Loan Program - 0408</u>				
Office of Administration	2,030.00	875.66	---	1,154.34
Agriculture	136,586.00	100,325.61	---	36,260.39
<u>Single-Purpose Animal Facilities Loan Guarantee - 0409</u>				
Agriculture	201,046.00	---	---	201,046.00
<u>State Fair Fee - 0410</u>				
Office of Administration	51,317.00	7,711.19	---	43,605.81
Agriculture	5,096,461.00	2,379,121.19	---	2,717,339.81
<u>Agricultural Product Utilization and Business Development Loan Guarantee - 0411</u>				
Agriculture	624,501.00	---	---	624,501.00
<u>Agricultural Product Utilization Grant - 0413</u>				
Agriculture	100.00	---	---	100.00
<u>Missouri Dairy Industry Revitalization - 0414</u>				
Agriculture	25,000.00	---	---	25,000.00
<u>State Park Earnings - 0415</u>				
Office of Administration	14,500.00	6,763.30	---	7,736.70
Natural Resources	33,476,106.00	7,219,995.97	1,238,819.00	25,017,291.03
<u>Natural Resources Revolving Services - 0425</u>				
Office of Administration	406.00	---	---	406.00
Natural Resources	2,487,117.00	1,861,187.28	---	625,929.72
<u>Land Survey Revolving Service - 0426</u>				
Agriculture	261,835.00	173,278.95	---	88,556.05
<u>Historic Preservation Revolving - 0430</u>				
Executive	1,683.00	1,683.00	---	---
Office of Administration	2,338.00	2,161.11	---	176.89
Natural Resources	2,787,747.00	232,468.87	---	2,555,278.13
<u>Missouri Veterans' Homes - 0460</u>				
Office of Administration	7,495,646.00	7,002,607.14	---	493,038.86
Public Safety	85,977,343.00	45,563,117.08	---	40,414,225.92
<u>Blue Book Printing - 0471</u>				
Executive	50,000.00	28.03	---	49,971.97

**STATE OF MISSOURI
SUMMARY OF APPROPRIATIONS BY FUND AND DEPARTMENT
ENTERPRISE FUNDS
FOR THE APPROPRIATION YEAR 2021**

	Appropriations	Expenditures and Appropriated Transfers Out	Reappropriations to 2022	Lapse of Appropriations
<u>Petroleum Storage Tank Insurance - 0585</u>				
Executive	28,904.00	28,904.00	---	---
Office of Administration	12,858.00	4,808.62	---	8,049.38
Natural Resources	23,595,049.00	13,808,344.51	---	9,786,704.49
Revenue	31,034.00	28,341.28	---	2,692.72
<u>Department of Revenue Information - 0619</u>				
Revenue	5,000.00	---	---	5,000.00
<u>State Environmental Improvement Authority - 0654</u>				
Natural Resources	1,472,173.00	525,033.70	---	947,139.30
<u>Lottery Enterprise - 0657</u>				
Executive	60,685.00	60,685.00	---	---
Office of Administration	8,425.00	8,424.82	---	0.18
Revenue	60,790,487.00	55,349,493.52	---	5,440,993.48
<u>State Lottery - 0682</u>				
Revenue	177,575,218.00	177,575,218.00	---	---
<u>Missouri Wine and Grape - 0787</u>				
Office of Administration	20,116.00	---	---	20,116.00
Agriculture	1,930,918.00	1,518,567.75	---	412,350.25
Subtotals	444,700,588.00	343,680,394.61	1,238,819.00	99,781,374.39
Appropriated Transfers Out	469,319,032.00	435,479,340.66	---	33,839,691.34
Totals	\$ 914,019,620.00	\$ 779,159,735.27	\$ 1,238,819.00	\$ 133,621,065.73

**STATE OF MISSOURI
SUMMARY OF APPROPRIATIONS BY FUND AND DEPARTMENT
INTERNAL SERVICE FUNDS
FOR THE APPROPRIATION YEAR 2021**

	Appropriations	Expenditures and Appropriated Transfers Out	Reappropriations to 2022	Lapse of Appropriations
<u>Mental Health Interagency Payments - 0109</u>				
Mental Health	\$ 12,050,829.00	\$ 5,065,333.34	\$ ---	\$ 6,985,495.66
<u>Natural Resources Cost Allocation - 0500</u>				
Executive	42,682.00	39,639.20	---	3,042.80
Office of Administration	5,449,367.00	3,664,883.76	---	1,784,483.24
Natural Resources	6,273,293.00	5,086,567.75	---	1,186,725.25
<u>State Facility Maintenance and Operation - 0501</u>				
Executive	18,836.00	15,769.35	---	3,066.65
Office of Administration	57,789,961.00	55,520,363.66	---	2,269,597.34
<u>DCI Administrative - 0503</u>				
Executive	14,509.00	12,149.20	---	2,359.80
Office of Administration	137,422.00	8,320.45	---	129,101.55
Commerce and Insurance	174,622.00	141,985.40	---	32,636.60
<u>Office of Administration Revolving Administrative Trust - 0505</u>				
Office of Administration	25,605,742.00	15,721,943.94	---	9,883,798.06
<u>Working Capital Revolving - 0510</u>				
Office of Administration	249,789.00	203,830.65	---	45,958.35
Corrections	29,414,728.00	18,902,952.80	---	10,511,775.20
<u>Central Check Mailing Service Revolving - 0515</u>				
Executive	113,114.00	71,809.62	---	41,304.38
<u>House of Representatives Revolving - 0520</u>				
Legislature	45,000.00	13,416.28	---	31,583.72
<u>Supreme Court Publications Revolving - 0525</u>				
Judiciary	150,000.00	12,387.95	---	137,612.05
<u>Adjutant General Revolving - 0530</u>				
Public Safety	55,000.00	---	---	55,000.00
<u>Senate Revolving - 0535</u>				
Legislature	40,000.00	28,176.00	---	11,824.00
<u>Inmate - 0540</u>				
Office of Administration	15,199.00	---	---	15,199.00
Mental Health	3,513,879.00	3,013,779.00	---	500,100.00
Corrections	8,273,844.00	5,758,896.46	---	2,514,947.54

**STATE OF MISSOURI
SUMMARY OF APPROPRIATIONS BY FUND AND DEPARTMENT
INTERNAL SERVICE FUNDS
FOR THE APPROPRIATION YEAR 2021**

	<u>Appropriations</u>	<u>Expenditures and Appropriated Transfers Out</u>	<u>Reappropriations to 2022</u>	<u>Lapse of Appropriations</u>
<u>Social Services Administrative Trust - 0545</u>				
Office of Administration	400,653.00	4.05	---	400,648.95
Social Services	1,204,662.00	584,882.56	---	619,779.44
<u>Economic Development Administrative - 0547</u>				
Executive	31,521.00	31,329.77	---	191.23
Office of Administration	957,239.00	68,214.54	---	889,024.46
Economic Development	1,037,392.00	397,167.20	---	640,224.80
<u>Professional Registration Fees - 0689</u>				
Executive	40,150.00	39,901.21	---	248.79
Office of Administration	1,269,289.00	909,465.05	---	359,823.95
Commerce and Insurance	6,319,683.00	4,795,521.88	---	1,524,161.12
<u>MO Revolving Info Tech Trust - 0980</u>				
Office of Administration	100,038,242.00	85,296,495.83	---	14,741,746.17
Subtotals	260,726,647.00	205,405,186.90	---	55,321,460.10
Appropriated Transfers Out	47,678,997.00	30,553,751.66	---	17,125,245.34
Totals	\$ 308,405,644.00	\$ 235,958,938.56	\$ ---	\$ 72,446,705.44

**STATE OF MISSOURI
SUMMARY OF APPROPRIATIONS BY FUND AND DEPARTMENT
CUSTODIAL FUNDS
FOR THE APPROPRIATION YEAR 2021**

	Appropriations	Expenditures and Appropriated Transfers Out	Reappropriations to 2022	Lapse of Appropriations
<u>Kansas City Regional Law Enforcement Memorial Foundation - 0428</u>				
Revenue	\$ 2,000.00	\$ 728.41	\$ ---	\$ 1,271.59
<u>Soldiers Memorial Military Museum in St. Louis - 0429</u>				
Revenue	2,000.00	1,236.59	---	763.41
<u>Missouri National Guard Foundation - 0494</u>				
Revenue	3,000.00	216.67	---	2,783.33
<u>American Cancer Society, Heartland Division, Inc. - 0700</u>				
Revenue	6,500.00	5,596.12	---	903.88
<u>State Retirement Contributions - 0701</u>				
Office of Administration	476,838,142.00	442,341,820.07	---	34,496,321.93
<u>Social Security Contributions - 0702</u>				
Office of Administration	182,759,000.00	158,862,226.52	---	23,896,773.48
<u>ALS Lou Gehrig's Disease - 0703</u>				
Revenue	3,500.00	2,158.70	---	1,341.30
<u>Muscular Dystrophy Association - 0707</u>				
Revenue	2,500.00	755.17	---	1,744.83
<u>Arthritis Foundation - 0708</u>				
Revenue	3,500.00	889.94	---	2,610.06
<u>National Multiple Sclerosis Society - 0709</u>				
Revenue	4,500.00	1,195.42	---	3,304.58
<u>American Diabetes Association Gateway Area - 0713</u>				
Revenue	4,500.00	2,276.01	---	2,223.99
<u>American Heart Association - 0714</u>				
Revenue	6,000.00	4,205.67	---	1,794.33
<u>March of Dimes - 0716</u>				
Revenue	5,500.00	2,396.47	---	3,103.53
<u>Circuit Courts Escrow - 0718</u>				
Judiciary	4,079,958.00	451,253.91	---	3,628,704.09
<u>Agriculture Bond Trustee - 0756</u>				
Agriculture	129,000.00	---	---	129,000.00
<u>Missouri Consolidated Health Care Plan Benefit - 0765</u>				
Office of Administration	544,655,940.00	488,100,836.78	---	56,555,103.22

**STATE OF MISSOURI
SUMMARY OF APPROPRIATIONS BY FUND AND DEPARTMENT
CUSTODIAL FUNDS
FOR THE APPROPRIATION YEAR 2021**

	Appropriations	Expenditures and Appropriated Transfers Out	Reappropriations to 2022	Lapse of Appropriations
<u>Attorney General Trust - 0794</u>				
Executive	4,000,000.00	561,257.90	---	3,438,742.10
<u>Missouri State Employees' Voluntary Life Insurance - 0910</u>				
Office of Administration	3,900,000.00	3,203,119.55	---	696,880.45
<u>Pediatric Cancer Res Trust - 0959</u>				
Revenue	6,500.00	6,132.78	---	367.22
<u>WWI Memorial Trust - 0993</u>				
Public Safety	150,000.00	150,000.00	---	---
<u>Coronavirus Local Government Fiscal Recovery - 2404</u>				
Office of Administration	442,164,000.00	---	---	442,164,000.00
Subtotals	1,658,726,040.00	1,093,698,302.68	---	565,027,737.32
Appropriated Transfers Out	3,500.00	---	---	3,500.00
Totals	\$ 1,658,729,540.00	\$ 1,093,698,302.68	\$ ---	\$ 565,031,237.32

**STATE OF MISSOURI
SUMMARY OF APPROPRIATIONS BY FUND AND DEPARTMENT
PRIVATE PURPOSE TRUST FUNDS
FOR THE APPROPRIATION YEAR 2021**

	Appropriations	Expenditures and Appropriated Transfers Out	Reappropriations to 2022	Lapse of Appropriations
<u>Abandoned Fund Account - 0863</u>				
Executive	\$ 51,241,702.00	\$ 46,413,307.19	\$ ---	\$ 4,828,394.81
<u>State Seminary - 0872</u>				
Higher Education and Workforce Development	3,000,000.00	---	---	3,000,000.00
<u>Alternative Care Trust - 0905</u>				
Social Services	16,000,000.00	14,762,343.46	---	1,237,656.54
Subtotals	70,241,702.00	61,175,650.65	---	9,066,051.35
Appropriated Transfers Out	68,736,367.00	52,876,119.72	---	15,860,247.28
Totals	<u>\$ 138,978,069.00</u>	<u>\$ 114,051,770.37</u>	<u>\$ ---</u>	<u>\$ 24,926,298.63</u>

(THIS PAGE INTENTIONALLY LEFT BLANK)

**STATE OF MISSOURI
SUMMARY OF APPROPRIATION ACTIVITY
GENERAL FUND - GENERAL REVENUE FUNDS
FOR THE APPROPRIATION YEAR 2021**

	H.B. No.	Appr. No.	Appropriations	Expenditures and Transfers Out	Reappropriations to 2022	Lapse of Appropriations
<u>LEGISLATURE</u>						
LEGISLATURE LEASING	13.005	7488	\$ 7,662.00	\$ 7,362.65	---	\$ 299.35
LEGISLATURE STATE OWNED	13.010	7771	2,037,751.00	1,981,047.04	---	56,703.96
<u>Senate</u>						
SENATORS' SALARIES	12.500	0003	1,226,610.00	1,168,241.73	---	58,368.27
SENATORS' MILEAGE	12.500	0004	96,529.00	80,865.18	---	15,663.82
SENATORS' PER DIEM	12.500	0005	306,100.00	306,100.00	---	---
JOINT CONTINGENT EXP E&E	12.500	1052	225,000.00	116,990.34	---	108,009.66
JOINT COMM ON ADMIN RULE	12.525	4189	144,741.00	139,298.11	---	5,442.89
JOINT COMM RETIREMENT SYS	12.525	4190	176,417.00	135,063.98	---	41,353.02
JOINT COMM EDUCATION	12.525	9201	78,929.00	75,210.96	---	3,718.04
SENATE CONTINGENT EXP	12.500	9801	11,261,364.00	10,313,655.78	---	947,708.22
<u>House of Representatives</u>						
REPS EXP VOUCHERS	12.505	1532	1,386,664.00	1,160,648.61	---	226,015.39
NATL CONF OF INS LGISLTRS	12.510	3948	10,000.00	10,000.00	---	---
ORGANIZATIONAL DUES	12.510	3949	62,400.00	62,400.00	---	---
REPRESENTATIVES SALARIES	12.505	4257	5,861,145.00	5,801,734.89	---	59,410.11
REPRESENTATIVES MILEAGE	12.505	4258	452,769.00	394,530.76	---	58,238.24
REPRESENTATIVES PER DIEM	12.505	4259	1,500,000.00	1,468,807.20	---	31,192.80
REDISTRICTING PS	12.505	6457	71,050.00	22,916.67	---	48,133.33
REDISTRICTING E&E	12.505	6458	78,950.00	78,950.00	---	---
HOUSE CONTINGENT EXPENSES	12.505	6725	13,644,709.00	13,644,709.00	---	---
NATL CONF ON ST LEGISLTRS	12.510	9000	222,231.00	222,231.00	---	---
<u>Committee on Legislative Research</u>						
COMM ON LEG RESEARCH	12.515	0013	494,824.00	467,322.01	---	27,501.99
RSA AUDIT/PROGRAM EVAL	12.515	2260	100,000.00	---	---	100,000.00
<u>Legislative Research - Oversight</u>						
LEG RESEARCH OVERSIGHT	12.515	3084	1,287,628.00	1,107,623.53	---	180,004.47
<u>JUDICIARY</u>						
JUDICIARY LEASING	13.005	6083	2,478,939.00	2,120,114.67	---	358,824.33
JUDICIARY STATE OWNED	13.010	7789	262,029.00	255,506.64	---	6,522.36

Judicial Proceedings and Review

JUD PROCEED & REVIEW PS	12.300	0030	2,917,183.00	2,798,305.44	---	118,877.56
JUD PROCEED & REVIEW E&E	12.300	0033	1,319,889.00	1,202,581.03	---	117,307.97
SUP COURT JUDGES SALARIES	12.305	5566	1,250,481.00	1,244,511.55	---	5,969.45

Office of State Courts Administrator

STATE COURTS ADMIN E&E	12.310	0039	643,934.00	643,933.95	---	0.05
STATE COURTS ADMIN PS	12.310	0524	7,063,659.00	7,016,180.60	---	47,478.40
COURT AUTOMATION E&E	12.320	4185	2,000,000.00	1,999,998.98	---	1.02
ICM SUPPORT E&E	12.310	7083	3,910,476.00	3,910,475.90	---	0.10
OPD TRANSCRIPT COSTS	12.310	8689	582,053.00	268,608.20	---	313,444.80

Court of Appeals

APPEALS WEST DIST PS	12.335	0041	2,075,648.00	2,075,013.38	---	634.62
APPEALS WEST DIST E&E	12.335	0044	349,132.00	349,101.27	---	30.73
APPEALS EAST DIST PS	12.335	0046	2,568,413.00	2,540,951.79	---	27,461.21
APPEALS EAST DIST E&E	12.335	0050	636,843.00	618,272.73	---	18,570.27
APPEALS SOUTH DIST PS	12.335	0052	1,241,123.00	1,240,893.28	---	229.72
APPEALS SOUTH DIST E&E	12.335	0054	229,361.00	229,359.26	---	1.74
JUDGES SALARIES-WEST DIST	12.340	5574	1,840,950.00	1,840,945.70	---	4.30
JUDGES SALARIES EAST DIST	12.340	5575	2,271,875.00	2,268,456.58	---	3,418.42
JUDGES SALARIES SOUTH PS	12.340	5579	1,163,937.00	1,163,265.96	---	671.04

Circuit Courts

CP-STATUTORY PS	12.345	0856	16,328,600.00	16,303,927.74	---	24,672.26
JUVENILE PERSONNEL	12.345	2902	7,579,900.00	7,579,900.00	---	---
CP-NON-STATUTORY PS	12.345	3354	66,175,995.00	66,099,547.84	---	76,447.16
CASA PROGRAMS	12.355	4160	500,000.00	500,000.00	---	---
CIRCUIT PERSONNEL E&E	12.345	5274	8,260,931.00	8,260,930.65	---	0.35
CP-JUDGES-COMM PS	12.350	5580	57,199,524.00	57,011,495.15	---	188,028.85
CASA PROGRAMS (Fund 0590)	12.355	4167	100,000.00	66,405.18	---	33,594.82

Drug Court Coord Commission

MEDICATN ASSISTED TRTMNT (Fund 0733)	12.380	2693	1,000,000.00	720,839.87	---	279,160.13
TREATMENT COURTS E&E (Fund 0733)	12.380	5197	7,582,992.00	6,491,993.32	---	1,090,998.68
TREATMENT COURTS PS (Fund 0733)	12.380	5902	319,575.00	125,827.55	---	193,747.45

Other Programs

CRRD-INVESTIGATOR PS	12.365	1208	9,474.00	686.96	---	8,787.04
RETIR DISCIPL & REMOVE PS	12.365	2204	207,818.00	206,906.79	---	911.21
RETIR. DISCIPL & REMOV E&E	12.365	2205	42,902.00	36,570.70	---	6,331.30
APPELLATE JUDICIAL COMM	12.370	4211	7,741.00	7,741.00	---	---

**STATE OF MISSOURI
SUMMARY OF APPROPRIATION ACTIVITY
GENERAL FUND - GENERAL REVENUE FUNDS
FOR THE APPROPRIATION YEAR 2021**

	H.B. No.	Appr. No.	Appropriations	Expenditures and Transfers Out	Reappropriations to 2022	Lapse of Appropriations
<u>Public Defender System</u>						
PUBLIC DEFENDER SVS PS	12.400	0911	35,007,729.00	35,007,728.78	---	0.22
PUBLIC DEFENDER SVS E&E	12.400	0912	9,250,627.00	9,250,395.86	---	231.14
<u>Extraordinary</u>						
EXTRAORDINARY EXP/CONFLCT	12.400	8727	4,721,071.00	4,720,901.28	---	169.72
<u>EXECUTIVE</u>						
<u>Governor's Office</u>						
GOVERNORS OFFICE ST OWNED	13.010	2662	481,832.00	478,134.24	---	3,697.76
SPECIAL AUDITS	12.015	2749	30,000.00	---	---	30,000.00
GOVERNOR'S OFFICE	12.005	5600	2,679,758.00	2,142,123.42	---	537,634.58
<u>Mansion Operating</u>						
MANSION OPERATING EXP	12.005	5599	100,791.00	82,957.53	---	17,833.47
<u>National Guard Emergency Duty</u>						
NATIONAL GUARD EMERGENCY	12.010	0064	4,000,001.00	875,112.87	---	3,124,888.13
<u>Lieutenant Governor</u>						
LIEUTENANT GOVERNOR PS	12.025	0072	473,994.00	470,184.80	---	3,809.20
LT GOV OFFICE ST OWNED	13.010	2664	37,101.00	37,100.84	---	0.16
LT GOV OFFICE LEASING	13.005	5619	44,564.00	31,039.36	---	13,524.64
LIEUTENANT GOVERNOR E&E	12.025	5914	156,702.00	27,943.84	---	128,758.16
MO HUMANITIES COUNCIL (Fund 0177)	12.030	5069	1,260,000.00	864,000.00	---	396,000.00
KC NEGRO LEAGUE MUSEUM (Fund 0177)	12.030	5070	250,000.00	250,000.00	---	---
URBAN YOUTH ACADEMY (Fund 0177)	12.030	5597	50,000.00	50,000.00	---	---
<u>Secretary of State</u>						
SEC OF STATE PS	12.055	0073	7,977,604.00	7,767,036.29	---	210,567.71
SEC OF STATE E&E	12.055	0077	1,625,226.00	1,274,461.55	---	350,764.45
REFUNDS	12.065	0080	50,000.00	46,132.30	---	3,867.70
SEC OF STATE LEASING	13.005	6080	607,176.00	584,280.28	---	22,895.72
SEC OF STATE STATE OWNED	13.010	7773	990,357.00	954,814.00	---	35,543.00
SEC OF STATE STATE OWNED (Fund 0829)	13.010	7776	22,792.00	22,475.96	---	316.04

Elections

ELECTIONS PUBLIC NOTICE	12.080	0079	1,350,001.00	1,276,613.66	---	73,387.34
ABSENTEE BALLOTS	12.085	2041	373,543.00	92,220.56	---	281,322.44

Securities

INVESTORS' RESTITUTION (Fund 0741)	12.070	5925	2,000,000.00	88,783.05	---	1,911,216.95
SEC OF STATE PS (Fund 0829)	12.055	5532	696,586.00	213,119.09	---	483,466.91
SEC OF STATE E&E (Fund 0829)	12.055	5533	547,964.00	48,744.81	---	499,219.19

Library Services

REAL	12.120	1048	2,000,000.00	1,500,000.00	---	500,000.00
STATE AID PUBLIC LIBRARY	12.115	4196	3,654,001.00	3,654,001.00	---	---
LIBRARY NETWORKING FUND (Fund 0822)	12.130	4200	1,110,000.00	776,851.11	---	333,148.89

Wolfner Library

SEC OF STATE E&E (Fund 0928)	12.055	4195	30,000.00	6,557.61	---	23,442.39
------------------------------	--------	------	-----------	----------	-----	-----------

State Auditor

STATE AUDITOR PS	12.165	0084	5,620,733.00	4,605,542.04	---	1,015,190.96
STATE AUDITOR E&E	12.165	0087	1,115,378.00	478,415.07	---	636,962.93
AUDITOR LEASING	13.005	3192	12,263.00	9,342.56	---	2,920.44
AUDITOR STATE OWNED	13.010	7777	200,855.00	188,361.60	---	12,493.40
STATE AUDITOR PS (Fund 0648)	12.165	8486	866,320.00	866,319.84	---	0.16
STATE AUDITOR E&E (Fund 0648)	12.165	8487	32,948.00	32,948.00	---	---

State Treasurer

DUPLICATE/OUTLAWED CHECKS	12.190	0093	3,000,000.00	2,973,293.52	---	26,706.48
LINKED DEPOSIT REFUNDS	12.210	8364	2,500.00	1,289.08	---	1,210.92
STATE TREASURER PS (Fund 0164)	12.185	0844	1,919,774.00	1,663,478.24	---	256,295.76
STATE TREASURER E&E (Fund 0164)	12.185	0845	856,195.00	149,155.56	---	707,039.44
TREASURER STATE OWNED (Fund 0164)	13.010	7788	191,765.00	191,764.72	---	0.28

Attorney General

ATTORNEY GENERAL PS	12.245	0095	12,236,258.00	12,029,350.68	---	206,907.32
MEDICAID FRAUD UNIT E&E	12.255	1678	393,949.00	110,655.42	---	283,293.58
ATTORNEY GENERAL LEASING	13.005	3184	422,561.00	350,621.88	---	71,939.12
MEDICAID FRAUD UNIT PS	12.255	3336	346,438.00	279,752.19	---	66,685.81
SAFER STREETS INITVE PS	12.252	6454	536,376.00	87,044.75	---	449,331.25
SAFER STREETS INITVE E&E	12.252	6455	361,746.00	---	---	361,746.00
CONS PROT ILLEGL MACHINES	12.245	6997	150,000.00	---	---	150,000.00
ATTORNEY GENERAL E&E	12.245	7586	1,633,949.00	1,632,059.67	---	1,889.33
ATTORNEY GENERAL ST OWNED	13.010	7778	536,502.00	522,114.64	---	14,387.36
ATTORNEY GENERAL E&E (Fund 0603)	12.245	2218	187,000.00	71,838.19	---	115,161.81

**STATE OF MISSOURI
SUMMARY OF APPROPRIATION ACTIVITY
GENERAL FUND - GENERAL REVENUE FUNDS
FOR THE APPROPRIATION YEAR 2021**

	H.B. No.	Appr. No.	Appropriations	Expenditures and Transfers Out	Reappropriations to 2022	Lapse of Appropriations
ATTORNEY GENERAL PS (Fund 0631)	12.245	1529	1,775,811.00	1,526,288.68	---	249,522.32
ATTORNEY GENERAL E&E (Fund 0631)	12.245	2315	2,098,787.00	1,434,510.08	---	664,276.92
ATTORNEY GENERAL LEASING (Fund 0631)	13.005	3187	109,319.00	95,306.56	---	14,012.44
ATTORNEY GENERAL PS (Fund 0666)	12.245	2215	409,040.00	402,062.84	---	6,977.16
ATTORNEY GENERAL E&E (Fund 0666)	12.245	3003	254,400.00	165,341.86	---	89,058.14
<u>Office of Prosecution Services</u>						
OFFICE OF PROS SVS PS	12.260	2933	148,472.00	99,933.87	---	48,538.13
OFFICE OF PROS SVS E&E	12.260	2937	42,400.00	35,904.28	---	6,495.72
MOPS CIVIL COMM LEGL FEES	12.260	5427	143,550.00	107,380.00	---	36,170.00
<u>OFFICE OF ADMINISTRATION</u>						
OA LEASING	13.005	1059	528,612.00	491,492.83	---	37,119.17
GOVERNOR TRANSITION	05.315	1779	100,000.00	---	---	100,000.00
LT GOVERNOR TRANSITION	05.315	1780	5,000.00	---	---	5,000.00
SEC OF STATE TRANSITION	05.315	1781	10,000.00	---	---	10,000.00
TREASURER TRANSITION	05.315	1782	10,000.00	---	---	10,000.00
ATTY GENERAL TRANSITION	05.315	1786	10,000.00	---	---	10,000.00
OFFICE OF ADMINISTRATION	05.315	2823	15,000.00	3,264.78	---	11,735.22
OA STATE OWNED	13.010	7670	3,526,347.00	3,348,726.40	---	177,620.60
<u>Commissioner's Office</u>						
COMMISSIONER'S OFFICE PS	05.005	0123	678,193.00	644,385.51	---	33,807.49
COMMISSIONER'S OFFICE E&E	05.005	2139	72,124.00	61,855.44	---	10,268.56
OFF EQUAL OPPORTUNITY PS	05.005	3568	304,357.00	223,152.35	---	81,204.65
OFF EQUAL OPPORTUNITY EE	05.005	3571	78,534.00	24,310.42	---	54,223.58
CENSUS PS	05.005	4590	111,650.00	---	---	111,650.00
CENSUS E&E	05.005	4591	390,000.00	---	---	390,000.00
OA ELECTORN MOINT	05.010	4852	2,000,000.00	---	---	2,000,000.00
REGIONAL PLANNING COMM	05.310	9184	300,000.00	290,999.92	---	9,000.08
STATEWIDE DUES	05.290	9241	222,000.00	222,000.00	---	---
<u>Division of Accounting</u>						
REFUND DED W/H IN ERROR	05.500	0037	36,000.00	18,050.06	---	17,949.94
ACCOUNTING PS	05.015	0154	3,144,590.00	3,055,629.95	---	88,960.05
ACCOUNTING E&E	05.015	0157	132,342.00	97,734.04	---	34,607.96
HIST SCTY BLDG DEBT SERV	05.205	1249	2,318,469.00	1,124,243.14	---	1,194,225.86

UNEMPLOYMENT BENEFITS	05.480	2238	2,325,534.00	1,486,808.40	---	838,725.60
CMIA-FEDERAL PAYMENTS	05.245	2833	900,000.00	440,944.00	---	459,056.00
HR CONTINGENCY	05.515	3062	36,000.00	---	---	36,000.00
BPB ANNUAL FEES/EXPENSES	05.190	5275	30,654.00	11,417.37	---	19,236.63
MU BASKETBALL ARENA	05.200	5732	2,521,750.00	2,521,750.00	---	---
DEBT MANAGEMENT	05.225	6933	83,300.00	10,026.25	---	73,273.75
BPB DEBT SERVICE	05.185	8002	61,519,901.00	39,666,468.53	---	21,853,432.47
PROSECUTIONS/CAP CASE	05.305	9183	30,000.00	12,700.00	---	17,300.00
CAFETERIA PLAN	05.510	9301	1.00	---	---	1.00
BARTLE HALL	05.230	9352	2,000,000.00	2,000,000.00	---	---
EDWARD JONES	05.240	9353	12,000,000.00	12,000,000.00	---	---
JACKSON CO	05.235	9382	3,000,000.00	3,000,000.00	---	---
TEACHER RETIREMENT CONTR	05.475	9851	60,000.00	57,404.26	---	2,595.74
BPB DEBT SERVICE (Fund 0124)	05.185	9246	12,626,632.00	6,931,194.87	---	5,695,437.13
UNEMPLOYMENT BENEFITS OTH (Fund 0142)	05.480	8879	7,500.00	---	---	7,500.00
UNEMPLOYMENT BENEFITS OTH (Fund 0144)	05.480	8642	7,500.00	---	---	7,500.00
UNEMPLOYMENT BENEFITS OTH (Fund 0164)	05.480	2307	7,500.00	---	---	7,500.00
UNEMPLOYMENT BENEFITS OTH (Fund 0169)	05.480	1920	9,539.00	238.91	---	9,300.09
UNEMPLOYMENT BENEFITS OTH (Fund 0600)	05.480	6367	1,906.00	1,905.74	---	0.26
UNEMPLOYMENT BENEFITS OTH (Fund 0625)	05.480	3718	7,500.00	---	---	7,500.00
UNEMPLOYMENT BENEFITS OTH (Fund 0631)	05.480	6345	265.00	264.71	---	0.29
UNEMPLOYMENT BENEFITS OTH (Fund 0667)	05.480	2183	7,500.00	2,748.31	---	4,751.69
UNEMPLOYMENT BENEFITS OTH (Fund 0674)	05.480	8041	7,500.00	48.54	---	7,451.46
UNEMPLOYMENT BENEFITS OTH (Fund 0829)	05.480	1156	11,415.00	---	---	11,415.00
UNEMPLOYMENT BENEFITS OTH (Fund 0974)	05.480	1176	7,500.00	---	---	7,500.00

Division of Budget and Planning

BUDGET & PLANNING E&E	05.020	2140	71,401.00	37,227.41	---	34,173.59
BUDGET & PLANNING PS	05.020	3434	1,926,631.00	1,821,708.26	---	104,922.74
CENSUS PREPARATION PS	05.020	5013	245,630.00	155,362.69	---	90,267.31
CENSUS PREPARATION E&E	05.020	5063	47,215.00	10,142.85	---	37,072.15

Information Technology Services Division

SECURITY ENHANCEMENT PS	05.025	1168	1,538,688.00	1,486,029.38	---	52,658.62
GR IT CONSOLIDATION PS	05.025	1281	3,791,304.00	3,707,003.36	---	84,300.64
GR IT CONSOLIDATION E&E	05.025	1282	3,245,698.00	3,047,135.98	---	198,562.02
DOR IT CONSOLID HC PS	05.030	2854	1,594,808.00	1,264,172.05	---	330,635.95
DOR IT CONSOLID HC E&E	05.030	2855	6,575,265.00	5,830,337.64	---	744,927.36
DESE CON IT PS	05.030	3618	642,862.00	480,050.54	---	162,811.46
DESE CON IT E&E	05.030	3636	893,640.00	850,414.79	---	43,225.21
DHEWD CON IT PS	05.030	3638	501,449.00	453,054.98	---	48,394.02
DHEWD CON IT E&E	05.030	3639	531,350.00	515,925.71	---	15,424.29
DOR CON IT PS	05.030	3669	2,795,158.00	2,718,388.30	---	76,769.70
DOR CON IT E&E	05.030	3681	11,016,875.00	8,510,637.22	---	2,506,237.78

**STATE OF MISSOURI
SUMMARY OF APPROPRIATION ACTIVITY
GENERAL FUND - GENERAL REVENUE FUNDS
FOR THE APPROPRIATION YEAR 2021**

	H.B. No.	Appr. No.	Appropriations	Expenditures and Transfers Out	Reappropriations to 2022	Lapse of Appropriations
OA CON IT PS	05.030	3683	3,177,744.00	3,103,532.36	---	74,211.64
OA CON IT E&E	05.030	3686	3,466,747.00	3,332,939.43	---	133,807.57
MDA CON IT PS	05.030	3725	289,664.00	275,935.00	---	13,729.00
MDA CON IT E&E	05.030	3726	207,020.00	198,819.87	---	8,200.13
DNR CON IT PS	05.030	3753	363,556.00	351,057.71	---	12,498.29
DNR CON IT E&E	05.030	3757	24,481.00	23,957.10	---	523.90
DED CON IT PS	05.030	3758	249,755.00	241,159.41	---	8,595.59
DED CON IT E&E	05.030	3771	363,194.00	347,310.81	---	15,883.19
DCI CON IT PS	05.030	3780	2,364.00	2,224.57	---	139.43
DCI CON IT E&E	05.030	3782	3,441.00	3,322.64	---	118.36
DOLIR CON IT PS	05.030	3785	1.00	---	---	1.00
DOLIR CON IT E&E	05.030	3786	32,996.00	26,658.61	---	6,337.39
DPS CON IT PS	05.030	3788	655,946.00	633,456.65	---	22,489.35
DPS CON IT E&E	05.030	3789	321,104.00	273,800.09	---	47,303.91
DOC CON IT PS	05.030	3790	1,917,624.00	1,846,925.24	---	70,698.76
DOC CON IT E&E	05.030	3794	9,264,722.00	8,933,489.87	---	331,232.13
DMH CON IT PS	05.030	3795	4,630,353.00	4,469,248.08	---	161,104.92
DMH CON IT E&E	05.030	3798	2,149,634.00	2,019,165.57	---	130,468.43
DHSS CON IT PS	05.030	3799	1,721,794.00	1,666,036.93	---	55,757.07
DHSS CON IT E&E	05.030	3800	346,320.00	262,923.44	---	83,396.56
DSS CON IT PS	05.030	3809	3,100,149.00	3,001,091.87	---	99,057.13
DSS CON IT E&E	05.030	3810	1,103,115.00	1,042,887.20	---	60,227.80
SAM II REPLACEMENT	05.045	4579	4,000,000.00	---	---	4,000,000.00
SECURITY ENHANCEMENT E&E	05.025	8706	7,297,768.00	6,999,970.21	---	297,797.79
DHSS CON IT E&E-OTHER FUNDS (Fund 0276)	05.030	3885	7,689.00	5,770.88	---	1,918.12
SAM II REPLACEMENT (Fund 0495)	05.045	7557	1,500,000.00	440,944.00	---	1,059,056.00
E PROCUREMENT E&E (Fund 0495)	05.040	9180	5,000,000.00	1,129,262.00	---	3,870,738.00
DED CON IT E&E-OTHER FUNDS (Fund 0567)	05.030	3869	2,761.00	---	---	2,761.00
DED IT CONSOLIDATION E&E (Fund 0600)	05.030	4574	6,999.00	289.22	---	6,709.78
DESE CON IT PS-OTHER FUNDS (Fund 0651)	05.030	3850	165,916.00	50,317.14	---	115,598.86
DESE CON IT E&E-OTHER FUNDS (Fund 0651)	05.030	3851	24,999.00	13,386.65	---	11,612.35
DNR CON IT E&E-OTHER FUNDS (Fund 0656)	05.030	3867	338.00	---	---	338.00
DHSS CON IT E&E-OTHER FUNDS (Fund 0656)	05.030	3885	1,299.00	175.01	---	1,123.99
DHSS CON IT PS-OTHER FUNDS (Fund 0658)	05.030	3881	53.00	---	---	53.00
DHSS CON IT E&E-OTHER FUNDS (Fund 0658)	05.030	3885	18,512.00	---	---	18,512.00
DNR CON IT E&E-OTHER FUNDS (Fund 0667)	05.030	3867	84,242.00	3,911.53	---	80,330.47

DESE CON IT PS-OTHER FUNDS (Fund 0743)	05.030	3850	1,063.00	---	---	1,063.00
DESE CON IT E&E-OTHER FUNDS (Fund 0743)	05.030	3851	994.00	---	---	994.00
DHSS CON IT E&E-OTHER FUNDS (Fund 0899)	05.030	3885	13,031.00	---	---	13,031.00

Division of Facilities Management,

Design and Construction

STWIDE FMRF EXPEND (Fund 0124)	18.020	1329	2,147,621.00	315,567.64	---	1,832,053.36
STWIDE UNPROGRAMMED REPRS (Fund 0124)	18.020	3170	30,185.00	1,530.75	---	28,654.25
OA STATEWIDE M&R (Fund 0124)	18.020	3175	4,644,120.00	517,900.91	---	4,126,219.09
FMDC ESCO DEBT SERVICE (Fund 0124)	05.220	4468	3,314,140.00	2,669,925.07	---	644,214.93
STWIDE UNPROGRAMMED REPRS (Fund 0124)	18.020	4676	655,081.00	22,493.54	---	632,587.46
CAPITOL REPAIRS (Fund 0124)	18.020	4708	2,910,501.00	158,178.03	---	2,752,322.97
OA STATEWIDE M&R (Fund 0124)	18.020	4739	3,043,119.00	225,415.80	---	2,817,703.20
STWIDE UNPROGRAMMED REPRS (Fund 0124)	18.020	5317	2,132,211.00	150,966.60	---	1,981,244.40
STATEWIDE EMERGENCY REPRS (Fund 0124)	18.020	5318	604,787.00	39,060.90	---	565,726.10
HAZMAT REMEDIATION (Fund 0124)	18.020	5320	891,775.00	8,000.00	---	883,775.00
ENERGY CONSERV PROJES (Fund 0124)	18.020	5321	812,313.00	4,694.92	---	807,618.08
OA STATEWIDE M&R (Fund 0124)	18.020	5323	14,805,302.00	937,517.10	---	13,867,784.90
DISASTER REIMBURSEMENT (Fund 0124)	18.025	6189	24,089,654.00	208,538.33	---	23,881,115.67
STWIDE UNPROGRAMMED REPRS (Fund 0124)	18.020	6253	3,948,067.00	---	---	3,948,067.00
STATEWIDE EMERGENCY REPRS (Fund 0124)	18.020	6254	469,422.00	56,677.41	---	412,744.59
APPRAISALS & SURVEYS (Fund 0124)	18.020	6255	100,000.00	3,500.00	---	96,500.00
HAZMAT REMEDIATION (Fund 0124)	18.020	6256	659,992.00	109,685.88	---	550,306.12
ENERGY CONSERV PROJES (Fund 0124)	18.020	6257	300,000.00	---	---	300,000.00
ADMINSTRATIVE COSTS (Fund 0124)	18.020	6258	5,400,000.00	4,949,584.60	---	450,415.40
BUILDING UTILIZATION (Fund 0124)	18.020	6262	1,000,000.00	26,102.00	---	973,898.00
OA STATEWIDE M&R (Fund 0124)	18.020	6265	27,716,399.00	2,585.00	---	27,713,814.00

Division of General Services

WORKERS' COMP & SIF TAX	05.530	3437	3,165,000.00	2,377,997.05	---	787,002.95
DIV OF GENERAL SERVS PS	05.095	4537	945,936.00	892,555.71	---	53,380.29
DIV OF GENERAL SERVS E&E	05.095	4539	64,452.00	62,107.02	---	2,344.98
WORKERS' COMPENSATION	05.520	4541	37,934,152.00	31,586,800.14	---	6,347,351.86
STATE PROP PRESERVE PMTS (Fund 0128)	05.130	6747	25,000,000.00	---	---	25,000,000.00
LEGAL EXPENSE FUND (Fund 0692)	05.150	1214	100,000,075.00	5,871,047.34	---	94,129,027.66
SURPLUS PROP SALE PROCEED (Fund 0710)	05.115	1181	299,894.00	21,417.12	---	278,476.88

Division of Personnel

DIV PERSONNEL PS	05.050	0187	2,800,787.00	2,508,803.58	---	291,983.42
DIV PERSONNEL E&E	05.050	0189	240,079.00	237,266.00	---	2,813.00
MO MORE PROGRAM	05.060	4832	20,000.00	18,587.48	---	1,412.52

Division of Purchasing

PURCHASING PS	05.065	0190	2,037,122.00	1,889,123.53	---	147,998.47
PURCHASING E&E	05.065	0193	77,259.00	36,314.70	---	40,944.30

**STATE OF MISSOURI
SUMMARY OF APPROPRIATION ACTIVITY
GENERAL FUND - GENERAL REVENUE FUNDS
FOR THE APPROPRIATION YEAR 2021**

	H.B. No.	Appr. No.	Appropriations	Expenditures and Transfers Out	Reappropriations to 2022	Lapse of Appropriations
<u>Administrative Hearing Commission</u>						
ADMIN HEARING COMM PS	05.155	7635	1,028,152.00	880,648.12	---	147,503.88
ADMIN HEARING COMM E&E	05.155	7636	62,561.00	55,868.80	---	6,692.20
ADMIN HEARING COMM PS (Fund 0818)	05.155	8411	78,905.00	54,593.52	---	24,311.48
<u>Office of Child Advocate</u>						
OFFICE CHILD ADVOCATE PS	05.160	6321	235,543.00	190,369.26	---	45,173.74
OFFICE CHILD ADVOCATE E&E	05.160	6322	8,138.00	7,289.14	---	848.86
<u>Governor's Council on Disability</u>						
GOV CNSL ON DISABILITY PS	05.170	6880	187,247.00	180,189.84	---	7,057.16
GOV CNSL ON DISABILITY EE	05.170	6881	24,968.00	7,422.84	---	17,545.16
<u>Missouri Ethics Commission</u>						
MO ETHICS COMM E&E	05.180	0127	295,300.00	207,615.34	---	87,684.66
MO ETHICS COMM PS	05.180	0827	1,264,120.00	1,126,403.58	---	137,716.42
ETHICS COMMISSION LEASING	13.005	3271	110,580.00	98,764.67	---	11,815.33
<u>Board of Fund Commissioners</u>						
ESCROW & RELATED EXPENSES	01.005	1323	15,000.00	1,445.00	---	13,555.00
<u>DEPARTMENT OF AGRICULTURE</u>						
AGRICULTURE LEASING	13.005	1473	234,098.00	207,109.64	---	26,988.36
AGRICULTURE STATE OWNED	13.010	7676	93,821.00	91,060.60	---	2,760.40
MDA STATEWIDE M&R (Fund 0124)	18.030	4711	2,477,325.00	479,081.35	---	1,998,243.65
STWIDE UNPROGRAMMED REPRS (Fund 0124)	18.020	5317	13,650.00	---	---	13,650.00
STATEWIDE EMERGENCY REPRS (Fund 0124)	18.020	5318	19,653.00	19,653.00	---	---
MDA STATEWIDE M&R (Fund 0124)	18.030	5324	5,844,991.00	1,292,419.77	---	4,552,571.23
STWIDE UNPROGRAMMED REPRS (Fund 0124)	18.020	6253	2.00	---	---	2.00
STATEWIDE EMERGENCY REPRS (Fund 0124)	18.020	6254	2.00	---	---	2.00
HAZMAT REMEDIATION (Fund 0124)	18.020	6256	2.00	---	---	2.00
MDA STATEWIDE M&R (Fund 0124)	18.030	6266	3,457,593.00	---	---	3,457,593.00
<u>Office of the Director</u>						
DIRECTOR'S OFFICE E&E	06.005	0235	50,000.00	48,500.00	---	1,500.00

Division of Animal Health

ANIMAL HEALTH ADMIN PS	06.080	0244	2,778,425.00	2,685,976.03	---	92,448.97
ANIMAL HEALTH ADMIN E&E	06.080	0247	902,376.00	875,116.81	---	27,259.19
INDEMNITIES	06.085	4388	10,000.00	---	---	10,000.00
GIFT TRUST FUND E&E (Fund 0925)	06.080	3121	5,000.00	---	---	5,000.00
ANIMAL HEALTH ADMIN E&E (Fund 0985)	06.080	8891	5,000.00	2,970.00	---	2,030.00

Division of Grain Inspection and Warehousing

GRAIN REGULATORY SVS PS	06.090	0251	741,045.00	653,730.45	---	87,314.55
GRAIN REGULATORY SVS E&E	06.090	0253	85,963.00	73,522.60	---	12,440.40

Division of Plant Industries

PLANT INDUSTRIES PRGM PSD (Fund 0925)	06.100	6425	200,000.00	100,000.00	---	100,000.00
---------------------------------------	--------	------	------------	------------	-----	------------

Division of Weights, Measures and Consumer Protection

WEIGHTS & MEASURES PS	06.105	0260	471,003.00	456,041.69	---	14,961.31
WEIGHTS & MEASURES E&E	06.105	7361	100,462.00	96,000.72	---	4,461.28

State Milk Board

STATE MILK BOARD PS	06.130	5289	110,719.00	107,148.29	---	3,570.71
STATE MILK BOARD E&E	06.130	5290	852.00	663.00	---	189.00

Agriculture Business Development

AGRI BUSINESS DEV PS	06.020	5277	44,962.00	42,918.46	---	2,043.54
AGRI BUSINESS DEV E&E	06.020	5278	31,500.00	11,669.11	---	19,830.89
FOOD INSECURITY E&E	06.020	5499	200,000.00	193,996.96	---	6,003.04
ABATTOIR	06.020	9777	1.00	---	---	1.00
LIVESTOCK FEED& CROP LOAN (Fund 0914)	06.065	3369	50,000.00	---	---	50,000.00

Missouri State Fair

ST FAIR CAMPING & RSTRM	17.090	5253	572,807.00	114,057.03	250,532.00	208,217.97
STATE FAIR PAVILION	17.095	5615	331,862.00	259,312.83	---	72,549.17

DEPARTMENT OF COMMERCE AND INSURANCE

INSURANCE LEASING	13.005	6059	62,577.00	2,607.00	---	59,970.00
-------------------	--------	------	-----------	----------	-----	-----------

Office of Public Counsel

OFC OF PUBLIC COUNSEL PS	07.550	5230	939,551.00	834,902.93	---	104,648.07
OFC OF PUBLIC COUNSEL E&E	07.550	5231	94,415.00	65,083.24	---	29,331.76

**STATE OF MISSOURI
SUMMARY OF APPROPRIATION ACTIVITY
GENERAL FUND - GENERAL REVENUE FUNDS
FOR THE APPROPRIATION YEAR 2021**

	H.B. No.	Appr. No.	Appropriations	Expenditures and Transfers Out	Reappropriations to 2022	Lapse of Appropriations
<u>DEPARTMENT OF ECONOMIC DEVELOPMENT</u>						
DED LEASING	13.005	1978	56.00	---	---	56.00
DED STATE OWNED	13.010	7691	247,070.00	227,710.04	---	19,359.96
<u>Administrative Services</u>						
ADMINISTRATIVE SVS E&E	07.140	2173	97,719.00	50,515.10	---	47,203.90
ADMINISTRATIVE SVS PS	07.140	3612	839,493.00	810,399.33	---	29,093.67
<u>Regional Engagement Division</u>						
REGIONAL ENGAGEMENT PS	07.005	5086	788,909.00	679,634.19	---	109,274.81
REGIONAL ENGAGEMENT E&E	07.005	5087	337,172.00	90,545.72	---	246,626.28
MINORITY PARTIC & INCLUSN	07.005	6988	74,638.00	40,767.05	---	33,870.95
<u>Business and Community Solutions Division</u>						
BUS & COMM SOLUTIONS PS	07.015	5093	1,462,317.00	1,379,368.38	---	82,948.62
BUS & COMM SOLUTIONS E&E	07.015	5095	693,131.00	547,861.28	---	145,269.72
REGIONAL VITALITY PILOT	07.036	5563	1.00	---	---	1.00
MO TECH CORP-RAM E&E (Fund 0172)	07.025	5103	5,500,000.00	970,000.00	---	4,530,000.00
BUS & COMM SOLUTIONS E&E (Fund 0567)	07.015	5155	1,402,238.00	229,430.46	---	1,172,807.54
BUS & COMM SOLUTIONS PS (Fund 0766)	07.015	5098	46,404.00	38,251.12	---	8,152.88
BUS & COMM SOLUTIONS E&E (Fund 0766)	07.015	5099	3,890.00	1,476.94	---	2,413.06
MODESA (Fund 0766)	07.055	5110	1,614,885.00	448,595.83	---	1,166,289.17
DWTN REVITAL PRSRVTN (Fund 0907)	07.065	5111	250,000.00	---	---	250,000.00
<u>Strategy and Performance Division</u>						
STRATEGY AND PERFORM PS	07.100	5123	795,329.00	748,037.31	---	47,291.69
STRATEGY AND PERFORM E&E	07.100	5124	205,779.00	149,984.12	---	55,794.88
MILITARY ADVOCATE PS	07.110	5129	168,404.00	162,360.96	---	6,043.04
MILITARY ADVOCATE EE	07.110	5130	440,120.00	406,478.36	---	33,641.64
MILITARY REINVEST GRANTS	07.115	5457	110,698.00	87,737.00	---	22,961.00
<u>Missouri One Start Division</u>						
MISSOURI ONE START PS	07.075	5154	41,456.00	36,827.76	---	4,628.24
MISSOURI ONE START PS (Fund 0600)	07.075	5115	471,067.00	449,763.07	---	21,303.93
MISSOURI ONE START E&E (Fund 0600)	07.075	5116	81,389.00	25,028.34	---	56,360.66
MO ONE START JOB DEV (Fund 0600)	07.085	5119	7,898,406.00	5,868,337.72	---	2,030,068.28
WORKFORCE DEV INFRASTRCTR (Fund 0600)	07.085	5120	795,000.00	179,058.88	---	615,941.12

Division of Tourism

MEET IN MO (Fund 0593)	07.130	5053	500,000.00	---	---	500,000.00
------------------------	--------	------	------------	-----	-----	------------

DEPARTMENT OF ELEMENTARY AND SECONDARY EDUCATION

DESE LEASING	13.005	1033	458,783.00	422,159.16	---	36,623.84
DESE STATE OWNED	13.010	7659	385,770.00	375,532.32	---	10,237.68
DESE INSTITUTIONAL	13.015	7663	4,310,302.00	4,119,415.00	---	190,887.00
CHARACTER ED INITIATIVES	02.161	8666	1.00	---	---	1.00
SCHLRS & FINE ARTS ACADMS	02.056	9235	1.00	---	---	1.00
DESE STATEWIDE M&R (Fund 0124)	18.005	4670	2,554,205.00	1,508,561.26	---	1,045,643.74
DESE STATEWIDE M&R (Fund 0124)	18.005	5308	1,796,488.00	14,802.00	---	1,781,686.00
STWIDE UNPROGRAMMED REPRS (Fund 0124)	18.020	5317	102,774.00	---	---	102,774.00
STATEWIDE EMERGENCY REPRS (Fund 0124)	18.020	5318	10,569.00	10,568.26	---	0.74
DESE STATEWIDE M&R (Fund 0124)	18.005	6250	4,850,451.00	---	---	4,850,451.00
STWIDE UNPROGRAMMED REPRS (Fund 0124)	18.020	6253	2.00	---	---	2.00
STATEWIDE EMERGENCY REPRS (Fund 0124)	18.020	6254	87,033.00	84,032.50	---	3,000.50
HAZMAT REMEDIATION (Fund 0124)	18.020	6256	2.00	---	---	2.00
DESE LEASING (Fund 0889)	13.005	6923	11,589.00	9,438.00	---	2,151.00

Division of Financial and Administrative Services

SCHOOL NUTRITION SERVICES	02.020	0495	3,412,151.00	3,412,151.00	---	---
DIV OF GENERAL ADMIN PS	02.005	0537	1,886,621.00	1,822,705.26	---	63,915.74
DIV OF GENERAL ADMIN E&E	02.005	2294	117,559.00	50,438.32	---	67,120.68
FOUNDATION-FORMULA	02.015	3661	2,093,085,310.00	2,010,976,270.19	---	82,109,039.81
FOUNDATION-SM SCHL PRG	02.015	9230	15,000,000.00	15,000,000.00	---	---
FOUNDATION-TRANSPORTATN	02.015	9231	21,174,611.00	21,174,611.00	---	---
SCHOOL BROADBAND (Fund 0208)	02.085	3928	3,000,000.00	78,223.10	---	2,921,776.90

Division of Learning Services

SHELTERED WORKSHOPS	02.220	0498	26,041,961.00	25,260,703.00	---	781,258.00
CHRTR SCHL CLOSURE REFUND	15.015	1312	16,000.00	5,246.42	---	10,753.58
PAT PROV ACCRED/UNACCRED	02.015	1675	500,000.00	500,000.00	---	---
BLIND STUDENT LITERACY	02.230	1861	231,953.00	207,410.86	---	24,542.14
PERFORM BASED ASSESSMENT	02.105	2536	9,472,213.00	7,901,241.68	---	1,570,971.32
DFS/DMH SCHOOL PLACEMENTS	02.215	2542	625,000.00	625,000.00	---	---
DYSLEXIA TRAINING	02.115	2602	400,000.00	348,053.56	---	51,946.44
SPECIAL OLYMPICS	02.245	2998	100,000.00	97,000.00	---	3,000.00
MPP QUALITY	02.095	3436	119,713.00	---	---	119,713.00
VIRTUAL EDUCATION E&E	02.070	3620	200,000.00	---	---	200,000.00
FIRST STEPS	02.210	4112	37,818,953.00	36,684,384.00	---	1,134,569.00
K3 READING ASS	02.030	4827	400,000.00	371,615.00	---	28,385.00

**STATE OF MISSOURI
SUMMARY OF APPROPRIATION ACTIVITY
GENERAL FUND - GENERAL REVENUE FUNDS
FOR THE APPROPRIATION YEAR 2021**

	H.B. No.	Appr. No.	Appropriations	Expenditures and Transfers Out	Reappropriations to 2022	Lapse of Appropriations
COMMUNITY IN SCHOOLS	02.061	5601	200,000.00	187,813.50	---	12,186.50
EARLY LITERACY PROGRAM	02.091	7003	250,000.00	---	---	250,000.00
VIRT ED WORKFORCE	02.070	7008	500,000.00	---	---	500,000.00
HIGH NEED FUND	02.205	7326	39,946,351.00	39,946,351.00	---	---
DIV OF LEARNING SRVS PS	02.090	7810	3,847,188.00	3,697,664.94	---	149,523.06
DIV OF LEARNING SRVS E&E	02.090	7811	273,392.00	111,561.88	---	161,830.12
EARLY CHILDHOOD PROGRAM	02.095	8339	198,200.00	192,254.00	---	5,946.00
URBAN TEACHING PROGRAM	02.025	8509	1,700,000.00	1,649,000.00	---	51,000.00
SCHOOL SAFETY TRNG GRANTS	02.060	9105	300,000.00	291,000.00	---	9,000.00
FOUNDATION-ERLY SPC ED	02.015	9232	176,956,087.00	176,956,087.00	---	---
FOUNDATION CAREER ED	02.015	9233	50,069,028.00	50,069,028.00	---	---
FOUNDATION-EARLY CHLD DEV	02.015	9234	15,558,000.00	15,558,000.00	---	---
READERS FOR THE BLIND	02.225	9237	25,000.00	24,250.00	---	750.00
ADULT ED & LITERACY	02.185	9427	5,014,868.00	4,864,422.00	---	150,446.00
COMPUTER SCIENCE EDUCATN (Fund 0423)	02.050	5251	450,000.00	162,450.00	---	287,550.00
EXCELLENCE IN EDUC EE (Fund 0651)	02.090	2297	2,311,615.00	484,032.18	---	1,827,582.82
EXCELLENCE IN EDUC PS (Fund 0651)	02.090	6459	667,488.00	471,393.28	---	196,094.72
CHARTER PUB SCHL TRUST (Fund 0862)	02.255	9262	2,000,000.00	---	---	2,000,000.00
STEM AWARENESS (Fund 0997)	02.040	4907	250,000.00	150,000.00	---	100,000.00
<u>Office of Special Education</u>						
BOARD OPERATED PS	02.015	0015	25,285,486.00	24,460,593.08	---	824,892.92
BOARD OPERATED E&E	02.015	2298	20,356,220.00	19,811,861.00	---	544,359.00
COMM FOR THE DEAF E&E	02.260	2322	130,773.00	94,766.50	---	36,006.50
DEAF BLIND SERVICES	02.260	3959	300,000.00	198,600.43	---	101,399.57
COMM FOR THE DEAF PS	02.260	9919	372,202.00	308,405.57	---	63,796.43
HEARING AID DISTRIBUTION (Fund 0617)	02.270	5960	100,000.00	---	---	100,000.00
HEARING AID DIST NC (Fund 0617)	02.270	6144	100,000.00	3,900.00	---	96,100.00
COMM FOR THE DEAF E&E (Fund 0743)	02.260	6099	119,000.00	---	---	119,000.00
COMM FOR THE DEAF PS (Fund 0743)	02.260	7515	35,471.00	---	---	35,471.00
MO ASSISTIVE TECH-PS (Fund 0889)	02.275	2366	54,749.00	36,576.00	---	18,173.00
MO ASSISTIVE TECH-EE (Fund 0889)	02.275	2367	575,000.00	517,139.30	---	57,860.70
SCHOOL FOR BLIND INFRSTR (Fund 0920)	17.015	5252	1,252,600.00	1,233,101.50	19,498.00	0.50
SCHOOL FOR THE BLIND CI (Fund 0920)	17.015	5614	1,000,000.00	718,127.45	281,872.00	0.55
SCHOOL FOR BLIND (Fund 0920)	02.240	9806	1,500,000.00	771,778.79	---	728,221.21
SCHOOL FOR DEAF (Fund 0922)	02.235	0543	49,500.00	500.00	---	49,000.00

Office of Adult Learning and Rehabilitation Services

VOCATIONAL REHAB GRANT	02.170	0506	14,616,241.00	14,564,741.00	---	51,500.00
IND LIVING FED	02.180	4740	160,555.00	155,738.00	---	4,817.00
IND LIVING NONFED	02.180	4741	1,339,446.00	1,299,263.00	---	40,183.00
INDEPENDENT LIVING CNTRS	02.180	8908	1,860,000.00	1,804,200.00	---	55,800.00
INDEPENDENT LIVING CNTRS (Fund 0284)	02.180	2809	390,556.00	154,500.32	---	236,055.68

DEPARTMENT OF HIGHER EDUCATION AND WORKFORCE DEVELOPMENT

DHEWD STATE OWNED	13.010	7877	251,047.00	165,446.44	---	85,600.56
-------------------	--------	------	------------	------------	-----	-----------

Higher Education Administration

COORDINATION ADMIN PS	03.005	0438	1,898,449.00	1,782,941.47	---	115,507.53
MIDWEST HIGHER ED. COMM	03.025	0459	115,000.00	115,000.00	---	---
COORDINATION ADMIN E&E	03.005	2167	523,855.00	438,404.80	---	85,450.20
GRANT & SCHLSHP ADMIN E&E	03.005	2168	40,175.00	27,271.65	---	12,903.35
CROWDER COLLEGE	03.200	2489	4,735,822.00	4,593,747.00	---	142,075.00
EAST CENTRAL COLLEGE	03.200	2493	4,471,605.00	4,337,457.00	---	134,148.00
JEFFERSON COLLEGE	03.200	2495	6,411,893.00	6,219,536.00	---	192,357.00
METROPOLITAN COM COLLEGE	03.200	2497	25,914,863.00	25,137,417.00	---	777,446.00
MINERAL AREA COLLEGE	03.200	2499	4,662,481.00	4,522,607.00	---	139,874.00
MOBERLY AREA COM COLLEGE	03.200	2501	5,249,303.00	5,091,824.00	---	157,479.00
NORTH CENTRAL MO COLLEGE	03.200	2503	2,236,752.00	2,169,649.00	---	67,103.00
OZARKS TECH COM COLLEGE	03.200	2508	12,122,871.00	11,759,185.00	---	363,686.00
ST CHARLES CNTY COM COL	03.200	2512	7,608,545.00	7,380,289.00	---	228,256.00
ST LOUIS COM COLLEGE	03.200	2515	35,723,299.00	34,651,600.00	---	1,071,699.00
STATE FAIR COM COLLEGE	03.200	2517	5,123,145.00	4,969,451.00	---	153,694.00
THREE RIVERS COM COLLEGE	03.200	2519	4,379,211.00	4,247,835.00	---	131,376.00
CROWDER COLLEGE M&R	03.200	3171	197,197.00	190,648.57	---	6,548.43
EAST CENTRAL COLLEGE M&R	03.200	3172	143,895.00	139,578.00	---	4,317.00
JEFFERSON COLLEGE M&R	03.200	3174	343,343.00	333,043.00	---	10,300.00
METROPOLITAN COLLEGE M&R	03.200	3177	1,186,906.00	1,151,298.58	---	35,607.42
MINERAL AREA COLLEGE M&R	03.200	3181	206,159.00	199,974.00	---	6,185.00
MOBERLY AREA COLLEGE M&R	03.200	3182	136,555.00	132,458.00	---	4,097.00
NORTH CENTRAL COLLEGE M&R	03.200	3183	49,818.00	48,323.00	---	1,495.00
OZARKS TECH COLLEGE M&R	03.200	3190	204,347.00	198,217.00	---	6,130.00
ST CHARLES COLLEGE M&R	03.200	3191	191,680.00	185,930.00	---	5,750.00
ST LOUIS COLLEGE M&R	03.200	3199	1,421,467.00	1,378,822.00	---	42,645.00
STATE FAIR COLLEGE M&R	03.200	3200	192,306.00	186,537.00	---	5,769.00
THREE RIVERS COLLEGE M&R	03.200	3203	123,045.00	119,354.00	---	3,691.00
GRANT & SCHLSHP ADMIN PS	03.005	3857	368,083.00	320,438.07	---	47,644.93
VETERANS SURVIVOR GRANT	03.090	4443	315,000.00	273,286.05	---	41,713.95

**STATE OF MISSOURI
SUMMARY OF APPROPRIATION ACTIVITY
GENERAL FUND - GENERAL REVENUE FUNDS
FOR THE APPROPRIATION YEAR 2021**

	H.B. No.	Appr. No.	Appropriations	Expenditures and Transfers Out	Reappropriations to 2022	Lapse of Appropriations
MIN ENIVRM LITERACY PRG	03.100	4550	32,964.00	27,975.50	---	4,988.50
THREE RIVERS TECH CENTER	17.035	4978	414,403.00	414,403.00	---	---
PUBLIC SERVICE GRANT PRGM	03.085	8349	153,000.00	134,329.00	---	18,671.00
CROWDER COLLEGE EQUITY	03.200	9062	400,934.00	388,906.00	---	12,028.00
EAST CENTRAL COLLG EQUITY	03.200	9063	378,565.00	367,208.00	---	11,357.00
JEFFERSON COLLEGE EQUITY	03.200	9064	542,829.00	526,544.00	---	16,285.00
METROPOLITAN COMM EQUITY	03.200	9065	2,193,946.00	2,128,128.00	---	65,818.00
MINERAL AREA COLLG EQUITY	03.200	9066	394,725.00	382,883.00	---	11,842.00
MOBERLY AREA COMM EQUITY	03.200	9067	444,405.00	431,073.00	---	13,332.00
NORTH CENTRAL MO EQUITY	03.200	9068	189,363.00	183,682.00	---	5,681.00
OZARKS TECH COMM EQUITY	03.200	9069	1,026,319.00	995,529.00	---	30,790.00
ST CHARLES CNT COM EQUITY	03.200	9070	644,138.00	624,814.00	---	19,324.00
ST LOUIS COMMUNTY EQUITY	03.200	9071	3,024,325.00	2,933,595.00	---	90,730.00
STATE FAIR COMMUN EQUITY	03.200	9072	433,724.00	420,712.00	---	13,012.00
THREE RIVERS COMM EQUITY	03.200	9073	370,743.00	359,621.00	---	11,122.00
FAST TRACK SCHOLARSHIP (Fund 0488)	03.075	5072	3,500,000.00	1,286,765.45	---	2,213,234.55
QUALITY IMPRVMENT REV E&E (Fund 0537)	03.005	4445	75,000.00	350.00	---	74,650.00
CC TAX REFUND OFFSET (Fund 0753)	03.200	3386	2,856,000.00	2,370,561.96	---	485,438.04
ACADEMIC SCHOLARSHIP PRGM (Fund 0840)	03.045	3858	21,676,666.00	17,715,849.00	---	3,960,817.00
OTHER GRANTS/DONATIONS (Fund 0925)	03.035	1307	1,000,000.00	395,650.00	---	604,350.00
A+ SCHOOLS PROGRAM (Fund 0955)	03.065	7481	47,891,632.00	45,226,816.15	---	2,664,815.85
AP INCENTIVE GRANTS (Fund 0983)	03.080	8195	100,000.00	8,000.00	---	92,000.00
<u>State Colleges and Universities</u>						
LINCOLN LAND GRANT MATCH	03.225	0150	3,890,320.00	3,773,610.00	---	116,710.00
MO KIDNEY PROGRAM	03.280	0632	1,750,000.00	1,697,500.00	---	52,500.00
STATE HISTORICAL SOCIETY	03.285	0643	2,966,345.00	2,877,355.00	---	88,990.00
MO STATE UNIVERSITY	03.220	0645	75,897,847.00	73,620,912.00	---	2,276,935.00
UNIVERSITY OF CENTRAL MO	03.210	0649	44,358,658.00	43,027,898.00	---	1,330,760.00
SOUTHEAST MO STATE UNIV	03.215	0650	36,849,341.00	35,743,861.00	---	1,105,480.00
TRUMAN STATE UNIVERSITY	03.230	0652	33,375,741.00	32,374,469.00	---	1,001,272.00
NORTHWEST MO STATE UNIV	03.235	0656	25,058,989.00	24,307,219.00	---	751,770.00
MO SOUTHERN ST UNIVERSITY	03.240	0659	19,439,758.00	18,856,565.00	---	583,193.00
MO WESTERN ST UNIVERSITY	03.245	0660	17,867,185.00	17,331,169.00	---	536,016.00
LINCOLN UNIVERSITY	03.225	0661	14,189,221.00	13,763,544.00	---	425,677.00
UNIV OF MISSOURI CAMPUSES	03.255	2304	332,454,715.00	322,481,074.00	---	9,973,641.00
MOS&T-PLTW	03.145	2443	250,000.00	242,500.00	---	7,500.00

WATER WORKS FOR AG	03.255	2608	275,000.00	266,750.00	---	8,250.00
STATE TECH COLLEGE OF MO	03.205	2733	4,944,739.00	4,796,397.00	---	148,342.00
HARRIS STOWE ST UNIV	03.250	3426	8,381,053.00	8,129,621.00	---	251,432.00
UMC TELEMEDICINE	03.270	3775	1,500,000.00	1,455,000.00	---	45,000.00
HARRIS-STOWE LABORATORY	17.045	4989	440,000.00	---	440,000.00	---
MO TELEHEALTH NETWORK	03.270	5425	437,640.00	424,511.00	---	13,129.00
HARRIS-STOWE STEM LAB	17.050	5974	475,000.00	---	475,000.00	---
NWMS-AG LEARNING CTR	17.055	5976	913,541.00	913,541.00	---	---
TRUMAN STATE-GREENWOOD	17.060	5977	98,859.00	96,150.70	2,708.00	0.30
UMSL-BIOTECH	03.265	8984	416,622.00	404,123.00	---	12,499.00
STATE TECH COLLEGE OF MO (Fund 0753)	03.205	0076	30,000.00	---	---	30,000.00
UNIVERSITY OF CENTRAL MO (Fund 0753)	03.210	2004	225,000.00	219,489.00	---	5,511.00
SOUTHEAST MO STATE UNIV (Fund 0753)	03.215	2008	225,000.00	119,572.64	---	105,427.36
MO STATE UNIVERSITY (Fund 0753)	03.220	2011	615,000.00	614,829.99	---	170.01
LINCOLN UNIVERSITY (Fund 0753)	03.225	2014	200,000.00	25,424.56	---	174,575.44
TRUMAN STATE UNIVERSITY (Fund 0753)	03.230	2017	200,000.00	18,462.75	---	181,537.25
NORTHWEST MO STATE UNIV (Fund 0753)	03.235	2020	250,000.00	111,239.93	---	138,760.07
MO SOUTHERN ST UNIVERSITY (Fund 0753)	03.240	2023	200,000.00	948.66	---	199,051.34
MO WESTERN ST UNIVERSITY (Fund 0753)	03.245	2026	325,000.00	271,029.67	---	53,970.33
HARRIS STOWE ST UNIV (Fund 0753)	03.250	2030	200,000.00	96,839.61	---	103,160.39
UNIV OF MISSOURI CAMPUSES (Fund 0753)	03.255	2034	1,400,000.00	949,994.00	---	450,006.00
<u>Division of Workforce Development</u>						
WORKFORCE AUTISM	03.135	5163	200,000.00	194,000.00	---	6,000.00
CERT WORK READY COMMUNITY	03.140	5164	100,000.00	96,999.33	---	3,000.67
COMPUTER PROG APPRNTCSHIP	03.140	5562	500,000.00	485,000.00	---	15,000.00
PRE-APPRENTICESHIP	03.140	5605	100,000.00	12,035.11	---	87,964.89
<u>DEPARTMENT OF HEALTH AND SENIOR SERVICES</u>						
DHSS - INSTITUTIONAL	13.015	1277	9,335.00	9,055.00	---	280.00
HEALTH LEASING	13.005	4181	1,689,718.00	1,542,695.51	---	147,022.49
HEALTH STATE OWNED	13.010	7757	874,789.00	817,953.33	---	56,835.67
<u>Office of the Director</u>						
PUBLIC HEALTH LAB PS	10.765	0219	1,911,534.00	1,068,394.95	---	843,139.05
PUBLIC HEALTH LAB E&E	10.765	0220	855,519.00	577,980.89	---	277,538.11
HEALTH LAB MEDICAID E&E	10.765	1929	13,426.00	5,303.96	---	8,122.04
DIRECTOR'S OFFICE E&E	10.600	3914	16,705.00	15,855.09	---	849.91
PRIMO PROGRAM	10.745	4172	378,750.00	348,372.73	---	30,377.27
OFC OF MINORITY HLTH PS	10.750	7144	201,023.00	165,014.56	---	36,008.44
OFC OF MINORITY HLTH E&E	10.750	7145	194,340.00	126,648.74	---	67,691.26
DIRECTOR'S OFFICE PS	10.600	8443	150,732.00	146,209.98	---	4,522.02

**STATE OF MISSOURI
SUMMARY OF APPROPRIATION ACTIVITY
GENERAL FUND - GENERAL REVENUE FUNDS
FOR THE APPROPRIATION YEAR 2021**

	H.B. No.	Appr. No.	Appropriations	Expenditures and Transfers Out	Reappropriations to 2022	Lapse of Appropriations
ELKS MOBILE DENTAL E&E	10.730	9853	200,000.00	194,000.00	---	6,000.00
PRIMO PROGRAM (Fund 0276)	10.745	3931	650,000.00	649,999.73	---	0.27
DENTAL HEALTH (Fund 0658)	10.740	2906	655,000.00	139,220.54	---	515,779.46
PRIMO PROGRAM (Fund 0658)	10.745	3932	956,790.00	923,340.00	---	33,450.00
DOH DONATED FUNDS PS (Fund 0658)	10.625	4631	107,169.00	---	---	107,169.00
DOH DONATED FUNDS E&E (Fund 0658)	10.625	4632	347,596.00	1,418.30	---	346,177.70
PUBLIC HEALTH LAB PS (Fund 0899)	10.765	7249	18,464.00	---	---	18,464.00
PUBLIC HEALTH LAB E&E (Fund 0899)	10.765	7250	46,368.00	20,812.46	---	25,555.54
<u>Administration</u>						
ADMIN SHARED EXPENSES E&E	10.605	6805	32,655.00	28,024.60	---	4,630.40
REFUNDS	10.620	7328	50,000.00	8,038.75	---	41,961.25
DIVISION OF ADMIN PS	10.605	7693	313,639.00	304,228.54	---	9,410.46
DIVISION OF ADMIN E&E	10.605	7694	26,004.00	25,223.00	---	781.00
DIVISION OF ADMIN E&E (Fund 0276)	10.605	0217	50,000.00	35,785.40	---	14,214.60
REFUNDS (Fund 0276)	10.620	2874	5,000.00	---	---	5,000.00
REFUNDS (Fund 0658)	10.620	2799	14,208.00	718.53	---	13,489.47
DIVISION OF ADMIN E&E (Fund 0658)	10.605	9896	30,000.00	---	---	30,000.00
REFUNDS (Fund 0899)	10.620	5046	275.00	38.02	---	236.98
DIVISION OF ADMIN E&E (Fund 0899)	10.605	7251	5,000.00	---	---	5,000.00
<u>Division of Community and Public Health</u>						
BRAIN INJURY SERVICES	10.710	0262	720,931.00	499,138.50	---	221,792.50
DIV COMM&PUBLIC HLTH PS	10.700	1215	5,790,980.00	4,857,602.98	---	933,377.02
DIV COMM&PUBLIC HLTH E&E	10.700	1216	70,900.00	68,773.00	---	2,127.00
DIV COMM&PUBLIC HLTH PROG	10.710	1255	1,757,002.00	1,740,754.00	---	16,248.00
MEDICATIONS	10.710	1492	4,305,546.00	4,305,546.00	---	---
DCPH MEDICAID PS	10.700	1962	775,901.00	749,693.13	---	26,207.87
DCPH PROG MEDICAID	10.710	1968	57,500.00	44,671.29	---	12,828.71
CSHCN PROG MEDICAID	10.710	1998	133,480.00	129,475.98	---	4,004.02
BRAIN INJRY SVS MEDICAID	10.710	1999	146,947.00	142,537.00	---	4,410.00
MO DONATED DENTAL SERVICE	10.710	3353	90,000.00	72,300.00	---	17,700.00
SAFE-CARE PROGRAM	10.710	3371	250,000.00	241,986.19	---	8,013.81
CORE PUBLIC HLT FUNCTIONS	10.705	3944	3,572,692.00	3,567,362.82	---	5,329.18
POISON CONTROL HOTLINE EE	10.755	3981	500,000.00	---	---	500,000.00
WOMEN'S HEALTH SRVC	10.725	4153	6,289,091.00	4,868,258.19	---	1,420,832.81
ALS	10.710	5665	50,000.00	48,500.00	---	1,500.00

WOMENS HLTH INITIAT PS	10.720	6030	59,863.00	33,028.20	---	26,834.80
WOMENS HLTH INITIAT PROG	10.720	6035	51,546.00	38,136.08	---	13,409.92
SHOW-ME HLTHY WOMENS EE	10.720	6037	500,000.00	484,988.57	---	15,011.43
GENETICS PROGRAM	10.710	7731	236,382.00	229,291.00	---	7,091.00
TOBACCO CESSATION	10.715	9011	50,000.00	11,295.50	---	38,704.50
CHILD W/SPECIAL NEEDS	10.710	9419	833,420.00	808,416.98	---	25,003.02
BRAIN INJURY WAIVER E&E	10.710	9859	266,836.00	1,908.12	---	264,927.88
ADOLESCENT HEALTH PS	10.700	9983	15,762.00	8,965.45	---	6,796.55
RADIOLGCL SHIP INSPECT PS (Fund 0656)	10.700	8241	74,501.00	15,727.83	---	58,773.17
RADIOLGCL SHIP INSPECT EE (Fund 0656)	10.700	8242	23,785.00	16,324.99	---	7,460.01
DIV COMM&PUBLIC HLTH PS (Fund 0658)	10.700	1242	193,592.00	---	---	193,592.00
DIV COMM&PUBLIC HLTH E&E (Fund 0658)	10.700	1244	333,830.00	---	---	333,830.00
SHOW-ME HLTHY WOMENS PRG (Fund 0658)	10.720	6042	32,548.00	6,154.63	---	26,393.37
CHILD W/SPECIAL NEEDS (Fund 0950)	10.710	7726	30,000.00	14,120.11	---	15,879.89
<u>Division of Senior and Disability Services</u>						
NON-MEDICAID PAS E&E	10.805	0934	405,140.00	299,545.26	---	105,594.74
HCS MEALS	10.825	1084	9,731,016.00	9,439,085.00	---	291,931.00
DIV SENIOR&DISABILITY PS	10.800	1258	1,861,783.00	1,713,970.51	---	147,812.49
DIV SENIOR&DISABILITY E&E	10.800	1259	239,868.00	174,928.97	---	64,939.03
DSDS MEDICAID PS	10.800	2009	7,738,109.00	7,413,851.41	---	324,257.59
DSDS MEDICAID E&E	10.800	2010	777,848.00	299,773.89	---	478,074.11
IN HOME SVS MEDICAID	10.815	2028	152,048,897.00	145,393,034.45	---	6,655,862.55
NORC	10.831	2851	400,000.00	298,374.82	---	101,625.18
ALZHEIMER'S SERVICE	10.830	2907	450,000.00	212,392.26	---	237,607.74
NATURALIZATION ASSISTANCE	10.835	3274	200,000.00	166,875.99	---	33,124.01
ADULT PROTECTIVE SERV PRG	10.805	3383	299,925.00	55,060.32	---	244,864.68
CONSUMER DIRECT	10.810	3929	187,830,600.00	185,100,345.67	---	2,730,254.33
ALZHEIMERS GRANTS TRNING	10.830	4079	100,000.00	59,544.54	---	40,455.46
AAA CONTRACTS	10.825	4519	2,074,704.00	2,012,461.00	---	62,243.00
OMBUDSMAN PROGRAM	10.825	5666	150,000.00	145,500.00	---	4,500.00
HCBS REASSESSMENT	10.800	8255	850,000.00	824,500.00	---	25,500.00
HCBS REASSESSMENT PS	10.800	8822	669,508.00	649,413.66	---	20,094.34
<u>Division of Regulation and Licensure</u>						
DIV OF REG&LICENSURE PS	10.900	1263	7,045,535.00	6,459,110.83	---	586,424.17
DIV OF REG&LICENSURE E&E	10.900	1264	703,826.00	429,355.77	---	274,470.23
DRL MEDICAID PS	10.900	2015	1,419,185.00	1,351,414.77	---	67,770.23
DRL MEDICAID E&E	10.900	2016	104,729.00	63,798.03	---	40,930.97
BNDD UNIT PS	10.900	4814	292,947.00	172,232.25	---	120,714.75
BNDD UNIT E&E	10.900	4815	4,620.00	852.77	---	3,767.23
PHYS SCRIPT MONIT PS	10.900	4821	273,132.00	251,250.62	---	21,881.38
PHYS SCRIPT MONIT E&E	10.900	4823	134,257.00	27,859.92	---	106,397.08

**STATE OF MISSOURI
SUMMARY OF APPROPRIATION ACTIVITY
GENERAL FUND - GENERAL REVENUE FUNDS
FOR THE APPROPRIATION YEAR 2021**

	H.B. No.	Appr. No.	Appropriations	Expenditures and Transfers Out	Reappropriations to 2022	Lapse of Appropriations
TIME CRIT DIAGNOSIS PS	10.900	5437	164,688.00	73,212.54	---	91,475.46
TIME CRIT DIAGNOSIS E&E	10.900	5496	8,500.00	1,512.08	---	6,987.92
BNDD UNIT PS (Fund 0276)	10.900	4817	79,967.00	77,568.00	---	2,399.00
BNDD UNIT E&E (Fund 0276)	10.900	4820	10,970.00	2,531.70	---	8,438.30
<u>DEPARTMENT OF TRANSPORTATION</u>						
PORT AUTH CI FINANCL ASST	04.540	2619	5,290,458.00	5,131,743.87	---	158,714.13
ELDRLY&DISAB TRAN ASSTIST	04.485	2765	1,725,522.00	1,673,756.00	---	51,766.00
STATE MATCH FOR AMTRAK	04.515	4265	8,000,000.00	8,000,000.00	---	---
FT LEONARD WOOD TERMINAL	04.530	4932	1,240,250.00	143,510.00	---	1,096,740.00
TRANSP COST-SHARE PRG	04.435	5305	25,000,000.00	1,282,409.80	---	23,717,590.20
<u>DEPARTMENT OF LABOR AND INDUSTRIAL RELATIONS</u>						
DOLIR LEASING	13.005	3229	6,086.00	5,318.76	---	767.24
DOLIR STATE OWNED	13.010	7713	64,078.00	57,121.52	---	6,956.48
<u>Division of Labor Standards</u>						
MINE & CAVE INSPECTION PS	07.830	4458	71,344.00	71,040.45	---	303.55
MINE & CAVE INSPECTION EE	07.830	4459	6,083.00	3,885.89	---	2,197.11
CHILD LABOR PS	07.820	8667	48,753.00	44,560.51	---	4,192.49
DLS ADMINISTRATION PS	07.820	8668	53,861.00	52,745.13	---	1,115.87
PREVAILING WAGE PS	07.820	8670	77,549.00	38,440.72	---	39,108.28
MINIMUM WAGE PS	07.820	8671	176,939.00	163,656.10	---	13,282.90
DLS ADMINISTRATION E&E	07.820	8672	19,685.00	15,351.95	---	4,333.05
PREVAILING WAGE E&E	07.820	8674	751.00	---	---	751.00
MINIMUM WAGE E&E	07.820	8675	17,337.00	5,313.46	---	12,023.54
<u>State Board of Mediation</u>						
BOARD OF MEDIATION PS	07.835	0598	125,883.00	14,902.70	---	110,980.30
BOARD OF MEDIATION E&E	07.835	2324	81,440.00	2,591.61	---	78,848.39
<u>Division of Workers' Compensation</u>						
LINE OF DUTY COMP E&E (Fund 0939)	07.860	5544	450,000.00	250,000.00	---	200,000.00

Division of Employment Security

DEBT OFFSET ESCROW FUND (Fund 0753)	07.900	2146	10,000,000.00	521,563.14	---	9,478,436.86
-------------------------------------	--------	------	---------------	------------	-----	--------------

Human Rights Commission

COMM ON HUMAN RIGHTS PS	07.905	5995	548,621.00	526,223.87	---	22,397.13
COMM ON HUMAN RIGHTS E&E	07.905	5997	16,340.00	7,663.95	---	8,676.05
MLK JR COMMISSION E&E	07.905	8328	55,123.00	53,462.17	---	1,660.83
MLK JR STATE CELEBRTN E&E (Fund 0438)	07.905	8410	5,000.00	---	---	5,000.00

Labor and Industrial Relations Commission

INDUSTRIAL COMMISSION PS	07.815	3092	16,450.00	15,940.74	---	509.26
INDUSTRIAL COMMISSION E&E	07.815	3093	1,038.00	995.06	---	42.94

DEPARTMENT OF MENTAL HEALTH

MENTAL HEALTH LEASING	13.005	0655	1,836,415.00	1,777,119.30	---	59,295.70
OVERTIME PAY PS	10.010	7031	1,637,360.00	1,637,360.00	---	---
MENTAL HEALTH STATE OWNED	13.010	7751	886,283.00	860,487.28	---	25,795.72
MENTAL HEALTH INSTIT	13.015	7756	21,416,448.00	19,999,999.00	---	1,416,449.00
STWIDE FMRF EXPEND (Fund 0124)	18.020	1329	96,075.00	96,074.24	---	0.76
STWIDE UNPROGRAMMED REPRS (Fund 0124)	18.020	3170	9,860.00	9,860.00	---	---
DMH STATEWIDE M&R (Fund 0124)	18.080	3245	1,003,453.00	27,755.77	---	975,697.23
STWIDE UNPROGRAMMED REPRS (Fund 0124)	18.020	4676	197,526.00	176,614.14	---	20,911.86
DMH STATEWIDE M&R (Fund 0124)	18.080	4736	8,555,436.00	1,154,928.68	---	7,400,507.32
STWIDE UNPROGRAMMED REPRS (Fund 0124)	18.020	5317	835,197.00	111,341.00	---	723,856.00
STATEWIDE EMERGENCY REPRS (Fund 0124)	18.020	5318	13,930.00	13,930.00	---	---
DMH STATEWIDE M&R (Fund 0124)	18.080	5387	9,461,570.00	742,383.78	---	8,719,186.22
STWIDE UNPROGRAMMED REPRS (Fund 0124)	18.020	6253	32,928.00	32,926.00	---	2.00
STATEWIDE EMERGENCY REPRS (Fund 0124)	18.020	6254	272,039.00	85,516.30	---	186,522.70
HAZMAT REMEDIATION (Fund 0124)	18.020	6256	310,000.00	---	---	310,000.00
DMH STATEWIDE M&R (Fund 0124)	18.080	6349	4,237,811.00	---	---	4,237,811.00

Office of the Director

DIRECTOR'S OFFICE PS	10.005	0669	461,281.00	447,443.00	---	13,838.00
DIRECTOR'S OFFICE E&E	10.005	2043	9,751.00	9,459.00	---	292.00
HOUSING	10.045	2792	255,000.00	247,350.00	---	7,650.00
STAFF TRAINING	10.020	4170	357,710.00	234,248.27	---	123,461.73
OPERATIONAL SUPPORT PS	10.015	5307	4,963,340.00	4,814,440.00	---	148,900.00
OPERATIONAL SUPPORT E&E	10.015	5310	355,885.00	345,208.00	---	10,677.00
REFUNDS	10.025	5519	205,000.00	1,465.75	---	203,534.25
REFUNDS (Fund 0435)	10.025	2905	10,000.00	---	---	10,000.00
REFUNDS (Fund 0930)	10.025	4421	150,000.00	---	---	150,000.00

**STATE OF MISSOURI
SUMMARY OF APPROPRIATION ACTIVITY
GENERAL FUND - GENERAL REVENUE FUNDS
FOR THE APPROPRIATION YEAR 2021**

	H.B. No.	Appr. No.	Appropriations	Expenditures and Transfers Out	Reappropriations to 2022	Lapse of Appropriations
<u>Division of Alcohol and Drug Abuse</u>						
ADA TREATMENT-MEDICAID MT	10.110	2040	19,976,731.00	19,976,730.61	---	0.39
ADA ADMIN PS	10.100	2149	934,734.00	906,692.00	---	28,042.00
ADA ADMIN E&E	10.100	2150	21,508.00	20,863.00	---	645.00
PREVENTION & EDU SVS PS	10.105	2649	42,526.00	41,250.00	---	1,276.00
PREVENTION & EDU SVS E&E	10.105	3664	300,000.00	289,463.51	---	10,536.49
ADA TREATMENT SERVICES	10.110	4147	25,538,763.00	25,538,763.00	---	---
ADA TREATMENT SVS PS	10.110	4148	564,019.00	547,098.00	---	16,921.00
COMMUNITY 2000	10.105	4649	1,072,959.00	1,040,770.00	---	32,189.00
ACCESS RECOVERY E&E	10.110	4844	3,670,740.00	3,108,079.39	---	562,660.61
PEER RECOVERY E&E	10.110	4846	1,399,877.00	1,045,167.39	---	354,709.61
ADA TREATMNT EX-OFFENDERS	10.110	8661	1,791,475.00	1,737,731.00	---	53,744.00
ADA PILOT PSD	10.110	9848	772,669.00	749,489.00	---	23,180.00
ADA TREATMENT-MEDICAID MT (Fund 0930)	10.110	3765	963,775.00	364,339.84	---	599,435.16
<u>Division of Comprehensive Psychiatric Services</u>						
MEDICATION COST INCREASES	10.230	0373	15,550,649.00	15,550,649.00	---	---
ADULT COMMUNITY PRGM PS	10.210	1479	159,182.00	154,407.00	---	4,775.00
YOUTH COMMUNITY PRGM PS	10.225	1481	68,055.00	66,013.00	---	2,042.00
HOMELESS MENTALLY ILL	10.210	1685	569,108.00	552,035.00	---	17,073.00
CPS ADMIN PS	10.200	1844	996,478.00	966,583.00	---	29,895.00
CPS ADMIN E&E	10.200	1845	56,401.00	54,709.00	---	1,692.00
CIVIL COMM LEGAL FEES	10.215	1864	747,441.00	746,941.27	---	499.73
FORENSIC SUPPORT SVS PS	10.220	1866	807,098.00	782,885.00	---	24,213.00
FORENSIC SUPPORT SVS E&E	10.220	1867	24,825.00	24,080.00	---	745.00
ADULT COMMUNITY PRGM E&E	10.210	2052	849,227.00	823,750.00	---	25,477.00
ADULT COMMUNITY PROGRAM	10.210	2053	46,481,706.00	46,481,706.00	---	---
YOUTH COMMUNITY PRGM E&E	10.225	2056	91,686.00	88,935.00	---	2,751.00
YOUTH COMMUNITY PROGRAM	10.225	2057	14,494,788.00	14,494,788.00	---	---
FULTON STATE HOSPITAL E&E	10.300	2061	8,259,287.00	6,595,812.00	---	1,663,475.00
NW MO PSY REHAB CTR E&E	10.305	2063	2,744,143.00	2,674,929.00	---	69,214.00
STL PSY REHAB CTR E&E	10.310	2064	2,983,212.00	2,983,212.00	---	---
HAWTHORN PSY HOSPTL E&E	10.330	2067	986,047.00	889,733.00	---	96,314.00
METRO STL PSY CTR E&E	10.315	2068	3,126,249.00	3,099,261.00	---	26,988.00
ADULT COM PRG-MEDICAID MT	10.210	2070	102,445,239.00	102,445,238.26	---	0.74
YOUTH COM PRG-MEDICAID MT	10.225	2071	28,460,788.00	28,460,787.95	---	0.05

SOUTHEAST MO MHC E&E	10.320	2083	3,408,141.00	3,389,837.00	---	18,304.00
CTR FOR BEHAV MED E&E	10.325	2090	2,158,518.00	2,126,110.00	---	32,408.00
SEMO MHC-SORTS PS	10.320	2229	19,126,426.00	19,126,426.00	---	---
SEMO MHC-SORTS E&E	10.320	2246	4,402,721.00	4,393,366.00	---	9,355.00
SEMO MHC-SORTS OVERTIME	10.320	3206	90,307.00	90,305.38	---	1.62
CPS FACILITY SUP PRN-PS	10.205	6766	3,203,205.00	3,109,362.14	---	93,842.86
CPS FACILITY SUP PRN-E&E	10.205	6770	317,121.00	315,407.00	---	1,714.00
CPS FS LOSS OF BENEF E&E	10.205	6771	850,752.00	435,562.72	---	415,189.28
FULTON ST HOSP OVERTIME	10.300	7187	696,301.00	695,839.51	---	461.49
NW MO PSY REHAB OVERTIME	10.305	7188	176,437.00	176,437.00	---	---
STL PSY REHAB OVERTIME	10.310	7190	304,984.00	304,984.00	---	---
HAWTHORN HOSP OVERTIME	10.330	7193	68,736.00	68,736.00	---	---
METRO STL PSY OVERTIME	10.315	7197	18,120.00	18,120.00	---	---
SE MO MHC OVERTIME	10.320	7201	173,609.00	173,609.00	---	---
CTR BEHAV MED OVERTIME	10.325	7202	262,260.00	262,260.00	---	---
CPS HOSPITAL PROVIDER TAX	10.205	7652	14,100,000.00	14,058,388.00	---	41,612.00
FULTON-SORTS PS	10.300	7825	11,037,057.00	10,314,014.99	---	723,042.01
FULTON-SORTS OVERTIME	10.300	7826	65,368.00	65,368.00	---	---
FULTON-SORTS E&E	10.300	7827	2,525,878.00	2,208,178.00	---	317,700.00
CPS FACILITY SUPPORT-E&E	10.205	7833	328,217.00	318,371.00	---	9,846.00
CPS EATING DISORDER PS	10.210	8054	35,587.00	---	---	35,587.00
CPS EATING DISORDER E&E	10.210	8055	103,965.00	100,846.00	---	3,119.00
FULTON STATE HOSPITAL PS	10.300	9381	38,362,261.00	35,852,446.23	---	2,509,814.77
NW MO PSY REHAB CTR PS	10.305	9384	10,875,128.00	10,800,848.94	---	74,279.06
STL PSY REHAB CTR PS	10.310	9385	17,932,918.00	17,660,690.81	---	272,227.19
HAWTHORN PSY HOSP TL PS	10.330	9387	6,840,293.00	6,572,733.73	---	267,559.27
METRO STL PSY CTR PS	10.315	9391	6,512,494.00	6,256,761.76	---	255,732.24
SOUTHEAST MO MHC PS	10.320	9394	18,572,466.00	18,549,322.22	---	23,143.78
CTR FOR BEHAV MED PS	10.325	9395	13,399,149.00	13,399,149.00	---	---
ADULT COM PRG-MEDICAID MT (Fund 0930)	10.210	3766	2,410,903.00	883,022.49	---	1,527,880.51
YOUTH COM PRG-MEDICAID MT (Fund 0930)	10.225	3767	1,402,879.00	1,370,616.92	---	32,262.08

Division of Developmental Disabilities

CENTRAL MO RO PS	10.500	0461	3,495,471.00	3,390,606.00	---	104,865.00
KANSAS CITY RO PS	10.505	0464	3,234,202.00	3,137,176.00	---	97,026.00
SIKESTON RO PS	10.510	0469	1,878,079.00	1,821,736.00	---	56,343.00
SPRINGFIELD RO PS	10.515	0470	2,249,813.00	2,157,171.75	---	92,641.25
ST LOUIS RO PS	10.520	0471	5,096,392.00	4,943,500.00	---	152,892.00
DD-DAY HABILITATION	10.410	1728	7,699,338.00	7,699,338.00	---	---
DD ADMIN PS	10.400	1911	1,371,081.00	1,329,949.00	---	41,132.00
DD ADMIN E&E	10.400	1912	57,287.00	55,568.00	---	1,719.00
COMMUNITY PROGRAMS	10.410	1919	4,008,597.00	4,008,087.50	---	509.50
AUTISTIC CLIENTS	10.410	1928	5,958,861.00	5,958,861.00	---	---
AUTISM OUTREACH NE	10.410	1992	51,511.00	51,511.00	---	---

**STATE OF MISSOURI
SUMMARY OF APPROPRIATION ACTIVITY
GENERAL FUND - GENERAL REVENUE FUNDS
FOR THE APPROPRIATION YEAR 2021**

	H.B. No.	Appr. No.	Appropriations	Expenditures and Transfers Out	Reappropriations to 2022	Lapse of Appropriations
COMMUNITY PRG-MEDICAID MT	10.410	2072	360,907,815.00	360,907,815.00	---	---
CENTRAL MO RO E&E	10.500	2102	177,762.00	172,429.00	---	5,333.00
KANSAS CITY RO E&E	10.505	2112	250,794.00	243,270.00	---	7,524.00
SIKESTON RO E&E	10.510	2117	128,164.00	124,319.00	---	3,845.00
SPRINGFIELD RO E&E	10.515	2118	166,477.00	157,564.02	---	8,912.98
JOPLIN-AUTISTIC CLIENTS	10.410	2131	51,511.00	51,511.00	---	---
DD COM SUP STAFF PS	10.415	2198	2,294,922.00	2,226,074.00	---	68,848.00
ST LOUIS RO E&E	10.520	2332	367,678.00	356,647.00	---	11,031.00
ST ICF-ID REIMB ALLOW	10.405	2780	6,200,000.00	5,993,628.00	---	206,372.00
BELLEFONTAINE MEDICAID EE	10.525	3036	269,210.00	261,133.00	---	8,077.00
HIGGINSVILLE MEDICAID EE	10.530	3037	59,204.00	57,428.00	---	1,776.00
SW COMM SRVC DD MEDICD EE	10.540	3039	74,034.00	71,813.00	---	2,221.00
ST LOUIS DDTTC MEDICAID EE	10.545	3040	1,878,224.00	1,821,877.00	---	56,347.00
SOUTHEAST MO MEDICAID E&E	10.550	3041	45,588.00	44,221.00	---	1,367.00
ATI-DD TRAINING PILOT-E&E	10.410	4826	304,500.00	295,365.00	---	9,135.00
ST LOUIS DDTTC MEDICAID PS	10.545	5541	5,019,034.00	4,944,601.11	---	74,432.89
DD COMMUNITY PROGRAMS PS	10.410	7426	628,288.00	609,440.00	---	18,848.00
DD COMMUNITY PROGRAMS E&E	10.410	7427	32,563.00	31,586.00	---	977.00
BELLEFONTAINE MEDICAID PS	10.525	7940	6,657,655.00	6,567,925.00	---	89,730.00
BELLEFONTAINE MED OVRTIME	10.525	7941	972,837.00	972,836.99	---	0.01
HIGGINSVILLE HC MED PS	10.530	7945	3,723,272.00	3,721,573.00	---	1,699.00
HIGGINSVILLE HC MED OVT	10.530	7946	418,473.00	418,473.00	---	---
SW COMM SRVC DD MEDICD PS	10.540	7953	2,552,595.00	2,545,253.00	---	7,342.00
SW COMM SRVC DD MEDICD OT	10.540	7954	16,706.00	16,706.00	---	---
SE MO RES SVCS MED PS	10.550	7955	2,182,780.00	2,153,677.00	---	29,103.00
SOUTHEAST MO MED RES OT	10.550	7957	201,904.00	201,904.00	---	---
AUTISM REGIONAL PROJECTS	10.410	8307	9,017,135.00	7,642,027.02	---	1,375,107.98
NORTHWEST COM MED PS	10.535	9171	5,819,074.00	5,810,826.00	---	8,248.00
NORTHWEST COM MED E&E	10.535	9173	436,879.00	423,772.00	---	13,107.00
NORTHWEST COM MED OT	10.535	9176	772,630.00	772,630.00	---	---
TUBEROUS SCLEROSIS COMPLX	10.555	9398	250,000.00	242,500.00	---	7,500.00
TARGETED CASE MGMT MED	10.410	9411	28,163,600.00	27,530,456.23	---	633,143.77
HAB CENTER PROGRAM FUNDS (Fund 0435)	10.405	9250	3,416,130.00	2,595,046.42	---	821,083.58
DD COM PRG-MEDICAID MT (Fund 0930)	10.410	3768	8,889,538.00	1,985,555.01	---	6,903,982.99
TARGETED CASE MGMT MED (Fund 0930)	10.410	9422	1,015,000.00	---	---	1,015,000.00

DEPARTMENT OF NATURAL RESOURCES

DNR LEASING	13.005	4305	428,124.00	407,530.98	---	20,593.02
DNR STATE OWNED	13.010	7688	329,154.00	305,276.76	---	23,877.24
DNR STATEWIDE M&R (Fund 0124)	18.035	4712	647,335.00	---	---	647,335.00
STWIDE UNPROGRAMMED REPRS (Fund 0124)	18.020	5317	17,634.00	17,634.00	---	---
DNR STATEWIDE M&R (Fund 0124)	18.035	5325	504,764.00	---	---	504,764.00
DNR STATEWIDE M&R (Fund 0124)	18.035	6276	600,057.00	---	---	600,057.00
REFUND ACCOUNTS (Fund 0656)	06.385	7799	250.00	---	---	250.00
DNR STATE OWNED (Fund 0667)	13.010	5624	26,232.00	26,096.72	---	135.28
REFUND ACCOUNTS (Fund 0667)	06.385	7491	2,039.00	---	---	2,039.00
REFUND ACCOUNTS (Fund 0730)	06.385	5261	165.00	---	---	165.00
DNR STATE OWNED (Fund 0935)	13.010	6065	3,035.00	3,034.04	---	0.96
REFUND ACCOUNTS (Fund 0935)	06.385	7846	4,500.00	---	---	4,500.00

Department Operations

DEPT OPERATIONS PS	06.200	1804	199,816.00	168,946.33	---	30,869.67
DEPT OPERATIONS E&E	06.200	1807	61,856.00	61,500.00	---	356.00

Division of Energy

WOOD ENERGY	06.350	5071	740,000.00	318,509.40	---	421,490.60
ENERGY EFFICIENT SERVICES (Fund 0667)	06.345	2469	7,000,000.00	5,495,174.81	---	1,504,825.19
ENERGY DIV OPERATING PS (Fund 0667)	06.340	2702	485,804.00	392,363.81	---	93,440.19
ENERGY DIV OPERATING E&E (Fund 0667)	06.340	2703	104,580.00	23,886.41	---	80,693.59
ENERGY EFFICIENT SERV ENC (Fund 0667)	06.345	8535	15,000,000.00	---	---	15,000,000.00
ENERGY EFFICIENT SERVICES (Fund 0730)	06.345	5459	25,000.00	---	---	25,000.00
MUNICIPAL UTILITY RELIEF (Fund 0874)	15.103	8138	50,000,000.00	39,459,932.40	---	10,540,067.60
ENERGY DIV OPERATING PS (Fund 0935)	06.340	6784	329,055.00	6,720.21	---	322,334.79
ENERGY DIV OPERATING E&E (Fund 0935)	06.340	6785	32,050.00	2,547.13	---	29,502.87
ENERGY EFFICIENT SERVICES (Fund 0935)	06.345	6811	2,100,000.00	10,860.10	---	2,089,139.90
ENERGY EFFICIENT SERV ENC (Fund 0935)	06.345	8756	3,000,000.00	---	---	3,000,000.00

Division of Environmental Quality

SOLID WASTE FORFEITRES PS	06.275	4303	20,808.00	---	---	20,808.00
REGIONAL OFFICES PS	06.225	5340	2,211,585.00	1,995,143.68	---	216,441.32
REGIONAL OFFICES E&E	06.225	5349	157,812.00	142,103.74	---	15,708.26
ENVIRONMENTAL SVS PS	06.225	5406	1,133,938.00	821,121.05	---	312,816.95
ENVIRONMENTAL SVS E&E	06.225	5417	314,654.00	268,847.14	---	45,806.86
WATER PROTECTION PRG PS	06.225	7172	424,743.00	387,145.84	---	37,597.16
WATER PROTECTION PRG E&E	06.225	7176	166,506.00	161,511.00	---	4,995.00
SOLID WASTE FORFEITRS E&E	06.275	9056	130,000.00	40,225.71	---	89,774.29
SOLID WASTE FORFEITRES PS (Fund 0198)	06.275	4304	108.00	---	---	108.00
SOLID WASTE FORFEITRS E&E (Fund 0198)	06.275	9057	423,973.00	---	---	423,973.00

**STATE OF MISSOURI
SUMMARY OF APPROPRIATION ACTIVITY
GENERAL FUND - GENERAL REVENUE FUNDS
FOR THE APPROPRIATION YEAR 2021**

	H.B. No.	Appr. No.	Appropriations	Expenditures and Transfers Out	Reappropriations to 2022	Lapse of Appropriations
ENV REMEDIATION PS (Fund 0656)	06.225	6841	28,319.00	23,852.78	---	4,466.22
ENV REMEDIATION E&E (Fund 0656)	06.225	6842	49,882.00	22,039.29	---	27,842.71
ENVIRONMENTAL SVS PS (Fund 0656)	06.225	7847	3,803.00	258.80	---	3,544.20
ENVIRONMENTAL SVS E&E (Fund 0656)	06.225	7848	7,420.00	4,479.84	---	2,940.16
<u>Missouri Geological Survey</u>						
MGS OPERATIONS PS	06.300	2395	2,404,993.00	2,081,963.55	---	323,029.45
MGS OPERATIONS E&E	06.300	2396	1,021,245.00	988,279.83	---	32,965.17
STATE WATER PLAN E&E	06.310	6111	924,920.00	897,026.00	---	27,894.00
CLARENCE CANNON PAYMENT (Fund 0174)	06.330	2916	477,098.00	432,226.70	---	44,871.30
MGS OPERATIONS PS (Fund 0815)	06.300	5040	92,590.00	5,725.76	---	86,864.24
MGS OPERATIONS E&E (Fund 0815)	06.300	5041	3,902.00	---	---	3,902.00
MULTIPURPOSE WTR RES PGM (Fund 0815)	06.310	6110	25,015,042.00	65,588.91	---	24,949,453.09
<u>DEPARTMENT OF PUBLIC SAFETY</u>						
PUBLIC SAFETY STATE OWNED	13.010	7728	268,722.00	260,848.16	---	7,873.84
STWIDE UNPROGRAMMED REPRS (Fund 0124)	18.020	4676	97,866.00	---	---	97,866.00
STWIDE UNPROGRAMMED REPRS (Fund 0124)	18.020	6253	2.00	---	---	2.00
STATEWIDE EMERGENCY REPRS (Fund 0124)	18.020	6254	2.00	---	---	2.00
HAZMAT REMEDIATION (Fund 0124)	18.020	6256	2.00	---	---	2.00
ENERGY CONSERV PROJS (Fund 0124)	18.020	6257	700,000.00	---	---	700,000.00
<u>Office of the Director</u>						
DIRECTOR ADMIN PS	08.005	1097	1,253,850.00	1,252,786.95	---	1,063.05
INTERNET SEX CRIME PS	08.025	2941	17,139.00	16,550.91	---	588.09
INTERNET SEX CRIME E&E	08.025	2951	8,757.00	7,384.59	---	1,372.41
FORENSIC EXAMS	08.045	3168	1,600,000.00	1,551,899.57	---	48,100.43
INTERNET SEX CRM TSF GNTS	08.025	3231	1,975,470.00	1,915,647.40	---	59,822.60
DIRECTOR ADMIN E&E	08.005	8094	126,774.00	105,705.01	---	21,068.99
DRUG TASK FORCES	08.005	8562	1,845,219.00	1,790,597.00	---	54,622.00
DRUG TASK FORCES PS	08.005	8779	51,945.00	39,949.87	---	11,995.13
DRUG TASK FORCES E&E	08.005	8780	5,553.00	3,293.82	---	2,259.18
FORNSIC EXAMS-CHILD ABUSE	08.045	8974	1,022,000.00	991,172.60	---	30,827.40
FORENSIC EXAMS PS	08.045	9446	32,240.00	13,225.76	---	19,014.24
FUNDING FOR FALLEN	08.030	9610	50,000.00	17,500.00	---	32,500.00
WITNESS PROTECTION (Fund 0868)	14.055	7109	2,000,000.00	116.68	---	1,999,883.32

Division of Fire Safety

F S ADMIN PS	08.155	1103	2,321,718.00	2,057,530.88	---	264,187.12
F S ADMIN E&E	08.155	1107	326,256.00	319,356.52	---	6,899.48
FUNERAL ASST TEAM	08.165	6922	20,000.00	19,400.00	---	600.00
FIREFIGHTER TRAINING	08.165	7496	480,000.00	465,599.72	---	14,400.28

Capitol Police

CAPITOL POLICE PS	08.075	3300	1,665,848.00	1,453,761.99	---	212,086.01
CAPITOL POLICE E&E	08.075	3301	177,904.00	171,447.37	---	6,456.63

State Highway Patrol

SHP TECHNICAL SERVICE PS	08.130	0628	253,637.00	216,212.35	---	37,424.65
SHP ENFORCEMENT PS	08.090	1134	9,606,804.00	6,636,148.03	---	2,970,655.97
SHP ENFORCEMENT E&E	08.090	1139	1,989,146.00	1,688,781.13	---	300,364.87
STATE WATER PATROL PS	08.095	1171	3,868,905.00	2,388,083.05	---	1,480,821.95
STATE WATER PATROL E&E	08.095	1175	284,764.00	167,132.94	---	117,631.06
ST HWY PATROL LEASING	13.005	2006	187,629.00	169,759.50	---	17,869.50
SHP TECHNICAL SERVICE E&E	08.130	2283	484,998.00	173,181.29	---	311,816.71
GASOLINE PURCHASE	08.100	2335	390,817.00	341,531.00	---	49,286.00
VEHICLE REPLACEMENT	08.105	2336	200,000.00	134,760.20	---	65,239.80
SHP ACADEMY PS	08.115	2338	83,828.00	7,688.00	---	76,140.00
GOVERNOR'S SECURITY PS	08.090	3311	849,730.00	569,779.98	---	279,950.02
GOVERNOR'S SECURITY E&E	08.090	3312	120,000.00	83,619.81	---	36,380.19
SHP NON HWY DUTIES PS	08.090	4336	985,330.00	342,794.35	---	642,535.65
SHP NON HWY DUTIES E&E	08.090	4337	43,422.00	35,314.67	---	8,107.33
CRIME LABS PS	08.110	4342	2,903,126.00	2,800,804.59	---	102,321.41
CRIME LABS E&E	08.110	4343	811,538.00	774,449.19	---	37,088.81
FRINGE BENEFITS PS	08.085	4344	13,309,142.00	9,200,330.49	---	4,108,811.51
FRINGE BENEFITS E&E	08.085	4347	1,149,404.00	1,041,372.40	---	108,031.60
SHP ADMIN E&E	08.080	4368	11,524.00	4,363.04	---	7,160.96
FIRING RANGE	17.180	4610	398,112.00	53,694.00	344,418.00	---
SHP ADMIN PS	08.080	6327	267,917.00	205,708.35	---	62,208.65
DPS-SHP INSTIT	13.015	7741	529,320.00	513,440.00	---	15,880.00
SHP ACADEMY E&E (Fund 0674)	08.115	3441	581,717.00	250,213.25	---	331,503.75
SHP ACADEMY PS (Fund 0674)	08.115	6328	107,877.00	77,725.75	---	30,151.25
FRINGE BENEFITS PS (Fund 0674)	08.085	6329	109,549.00	56,571.50	---	52,977.50
FRINGE BENEFITS E&E (Fund 0674)	08.085	6330	11,713.00	6,911.31	---	4,801.69
HP PERSONAL EQUIPMENT E&E (Fund 0793)	08.135	7045	65,000.00	594.47	---	64,405.53

Alcohol and Tobacco Control

REFUND UNUSED STICKERS	08.150	1161	55,000.00	19,580.00	---	35,420.00
------------------------	--------	------	-----------	-----------	-----	-----------

**STATE OF MISSOURI
SUMMARY OF APPROPRIATION ACTIVITY
GENERAL FUND - GENERAL REVENUE FUNDS
FOR THE APPROPRIATION YEAR 2021**

	H.B. No.	Appr. No.	Appropriations	Expenditures and Transfers Out	Reappropriations to 2022	Lapse of Appropriations
<u>Adjutant General</u>						
A G ADMIN PS	08.255	1226	1,109,709.00	1,076,387.62	---	33,321.38
A G ADMIN E&E	08.255	1228	106,970.00	103,761.00	---	3,209.00
A G FIELD SUPPORT PS	08.275	1229	753,795.00	728,513.19	---	25,281.81
A G FIELD SUPPORT E&E	08.275	1231	1,741,217.00	1,688,981.00	---	52,236.00
A G AIR SEARCH & RESCUE	08.297	3984	31,243.00	30,291.61	---	951.39
CONTRACT SERVICES PS	08.295	4502	466,185.00	452,191.93	---	13,993.07
CONTRACT SERVICES E&E	08.295	4503	19,773.00	19,180.00	---	593.00
NATIONAL GUARD TRUST E&E	08.260	4527	3,343,957.00	3,199,745.24	---	144,211.76
MONG LEASED PROPERTY	17.205	4616	94,750.00	---	---	94,750.00
NATIONAL GUARD TRUST PS	08.260	5042	40,226.00	38,450.04	---	1,775.96
USS MISSOURI M&R	08.265	5244	50,000.00	48,500.00	---	1,500.00
NATIONAL GUARD LEASING	13.005	8031	33,848.00	30,940.43	---	2,907.57
MONG STATEWIDE M&R (Fund 0124)	18.065	3243	423,137.00	289,361.90	---	133,775.10
MONG STATEWIDE M&R (Fund 0124)	18.065	4732	2,290,550.00	209,360.48	---	2,081,189.52
MONG STATEWIDE M&R (Fund 0124)	18.065	5365	4,766,968.00	8,943.97	---	4,758,024.03
MONG STATEWIDE M&R (Fund 0124)	18.065	6334	2,805,876.00	---	---	2,805,876.00
<u>State Emergency Management Agency</u>						
A G SEMA PS	08.300	1237	1,371,879.00	1,073,090.67	---	298,788.33
A G SEMA E&E	08.300	1241	203,032.00	196,129.37	---	6,902.63
TASKFORCE 1 EMERGENCIES	08.305	2460	125,000.00	121,250.00	---	3,750.00
STATE AGENCY DISASTERS	08.315	3166	13,190,729.00	50,931.45	---	13,139,797.55
SEMA GRANT	08.315	3299	9,390,000.00	4,347,450.98	---	5,042,549.02
FLOOD RECOVERY & MITIGATN	08.315	5635	4,000,000.00	2,685,038.38	---	1,314,961.62
STATE AGENCY DISASTERS PS	08.315	8145	610,000.00	596,664.00	---	13,336.00
<u>Missouri Gaming Commission</u>						
HORSE RACING BREEDERS (Fund 0605)	08.230	3295	5,000.00	5,000.00	---	---
<u>DEPARTMENT OF REVENUE</u>						
REVENUE LEASING	13.005	6090	433,597.00	386,403.43	---	47,193.57
REVENUE STATE OWNED	13.010	7666	1,990,124.00	1,933,374.56	---	56,749.44
STWIDE UNPROGRAMMED REPSR (Fund 0124)	18.020	5317	17,634.00	---	---	17,634.00
DISASTER REIMBURSEMENT (Fund 0124)	18.025	6189	910,346.00	853,664.68	---	56,681.32
PORT AIM ZONES (Fund 0583)	04.030	4742	100,000.00	---	---	100,000.00
DEBT OFFSET ST RECIPROCAL (Fund 0753)	04.110	6957	901,619.00	835,605.79	---	66,013.21

Legal Services Division

LEGAL SERV PS	04.020	1739	2,076,598.00	1,845,385.59	---	231,212.41
LEGAL SERV E&E	04.020	1740	112,934.00	73,437.06	---	39,496.94
HWY COLL LEGAL SERV PS	04.005	1766	1,227,851.00	1,126,414.49	---	101,436.51

Administrative Division

POSTAGE	04.025	0075	3,043,011.00	2,951,721.00	---	91,290.00
ADMINISTRATION PS	04.025	1751	1,459,022.00	1,359,251.41	---	99,770.59
ADMINISTRATION E&E	04.025	1752	318,211.00	301,255.36	---	16,955.64
HWY COLL ADMIN PS	04.005	1768	1,816,746.00	1,489,233.70	---	327,512.30
HWY COLL POSTAGE	04.005	1770	606,505.00	588,310.00	---	18,195.00
HWY COLL-POSTAGE DL	04.005	7880	545,287.00	545,287.00	---	---
ADMINISTRATION PS (Fund 0169)	04.025	3646	27,480.00	16,961.96	---	10,518.04
ADMINISTRATION E&E (Fund 0169)	04.025	3647	1,462,900.00	972,965.45	---	489,934.55
DEBT OFFSET (Fund 0753)	04.110	3985	437,500.00	238,740.82	---	198,759.18

Motor Vehicle and Driver Licensing Division

MV/DL PS	04.015	1710	403,414.00	369,066.64	---	34,347.36
MV/DL E&E	04.015	1711	380,232.00	368,825.00	---	11,407.00
HWY COLL MV/DL PS	04.005	1762	3,945,862.00	3,780,367.38	---	165,494.62
HWY COLL MV/DL E&E	04.005	1763	1,524,239.00	1,340,990.51	---	183,248.49
EMBLEM USE FEE DISTRIB	04.050	3693	34,100.00	25,827.50	---	8,272.50
MV/DL SYSTEM PS	04.005	9424	189,692.00	176,824.63	---	12,867.37

Taxation Division

DELINQUENT COLLECTN FEES	04.035	0096	2,900,000.00	2,216,455.10	---	683,544.90
GR REFUNDS (REG)	04.055	1243	1,684,000,000.00	1,480,063,320.06	---	203,936,679.94
TAXATION PS	04.010	1691	19,340,231.00	18,221,461.78	---	1,118,769.22
TAXATION E&E	04.010	1692	2,289,288.00	1,915,923.29	---	373,364.71
TAXATION MTC DUES EE	04.010	1695	212,401.00	199,618.00	---	12,783.00
HWY COLL TAX PS	04.005	1760	503,835.00	377,652.52	---	126,182.48
COUNTY STOCK INSUR TAX	04.090	2705	135,700.00	129,931.93	---	5,768.07
COUNTY FILING FEES	04.040	7024	200,000.00	4,912.50	---	195,087.50
DEBT OFFSET TAX CREDITS	04.095	7323	150,000.00	96,144.56	---	53,855.44
INTEGRATED TAX SYSTEM EE	04.010	7956	7,500,000.00	7,490,625.51	---	9,374.49

State Tax Commission

STATE TAX COMMISSION PS	04.160	0083	2,157,008.00	2,012,910.69	---	144,097.31
ASSESSMENT MAINTENANCE	04.165	1044	10,054,275.00	10,054,275.00	---	---
STATE TAX COMMISSION E&E	04.160	2138	168,466.00	86,158.02	---	82,307.98
AG LAND USE STUDY E&E	04.160	3460	3,798.00	3,684.00	---	114.00

**STATE OF MISSOURI
SUMMARY OF APPROPRIATION ACTIVITY
GENERAL FUND - GENERAL REVENUE FUNDS
FOR THE APPROPRIATION YEAR 2021**

	H.B. No.	Appr. No.	Appropriations	Expenditures and Transfers Out	Reappropriations to 2022	Lapse of Appropriations
<u>DEPARTMENT OF SOCIAL SERVICES</u>						
SOCIAL SERVICES LEASING	13.005	1434	9,336,650.00	8,772,223.70	---	564,426.30
SOCIAL SRVS STATE OWNED	13.010	7759	5,622,377.00	5,468,063.43	---	154,313.57
SOCIAL SERVICES INSTIT	13.015	7769	3,503,598.00	3,398,490.00	---	105,108.00
STWIDE FMRF EXPEND (Fund 0124)	18.020	1329	104,721.00	54,875.71	---	49,845.29
STWIDE UNPROGRAMMED REPRS (Fund 0124)	18.020	4676	53,248.00	22,918.75	---	30,329.25
DSS STATEWIDE M&R (Fund 0124)	18.085	4737	2,878,685.00	1,142,157.83	---	1,736,527.17
ENERGY CONSERV PROJ (Fund 0124)	18.020	5321	19,137.00	0.17	---	19,136.83
DSS STATEWIDE M&R (Fund 0124)	18.085	5416	2,661,877.00	635,261.58	---	2,026,615.42
STWIDE UNPROGRAMMED REPRS (Fund 0124)	18.020	6253	18,997.00	18,994.37	---	2.63
STATEWIDE EMERGENCY REPRS (Fund 0124)	18.020	6254	2.00	---	---	2.00
HAZMAT REMEDIATION (Fund 0124)	18.020	6256	2.00	---	---	2.00
DSS STATEWIDE M&R (Fund 0124)	18.085	6350	953,620.00	---	---	953,620.00
<u>Office of the Director</u>						
OFFICE OF DIRECTOR PS	11.005	4333	110,868.00	85,817.58	---	25,050.42
OFFICE OF DIRECTOR E&E	11.005	4334	33,562.00	32,552.24	---	1,009.76
STAT PS	11.016	6368	1,152,306.00	1,106,186.64	---	46,119.36
STAT E&E	11.016	6369	215,600.00	209,570.68	---	6,029.32
MO MEDICAID AUD & COMP PS	11.020	7963	1,400,906.00	1,369,352.43	---	31,553.57
MO MEDICAID AUD & COMP EE	11.020	7964	335,610.00	169,986.05	---	165,623.95
SYSTEMS MANAGEMENT	11.025	8793	1,117,552.00	1,083,783.80	---	33,768.20
HUMAN RESOURCE CENTER PS	11.015	9948	279,879.00	271,334.52	---	8,544.48
HUMAN RESOURCE CENTER E&E	11.015	9949	11,052.00	9,973.87	---	1,078.13
OFFICE OF DIRECTOR PS (Fund 0169)	11.005	3577	31,515.00	20,274.15	---	11,240.85
MO MEDICAID AUD & COMP EE (Fund 0974)	11.020	7968	82,087.00	---	---	82,087.00
REC AUDIT & COMPL CONTR (Fund 0974)	11.030	8018	1,200,000.00	---	---	1,200,000.00
<u>Division of Finance and Administrative Services</u>						
COUNTY DETENTION PAYMENTS	11.050	0738	1,354,000.00	673,148.00	---	680,852.00
FINANCE & ADMIN SRVS PS	11.035	3050	1,948,373.00	1,889,773.68	---	58,599.32
FINANCE & ADMIN SRVS E&E	11.035	3058	375,681.00	364,411.00	---	11,270.00
FINANCE & ADMIN SRVS PS (Fund 0169)	11.035	3113	49,715.00	49,691.80	---	23.20
RECPT & DISBRSMT REFUNDS (Fund 0885)	11.045	6931	5,500,000.00	3,533,994.71	---	1,966,005.29

Division of Legal Services

LEGAL SERVICES PS	11.055	6353	983,481.00	953,954.42	---	29,526.58
LEGAL SERVICES E&E	11.055	6354	49,628.00	34,601.07	---	15,026.93
LEGAL SERVICES PS (Fund 0169)	11.055	2790	169,531.00	169,497.70	---	33.30

Family Support Division

DOMESTIC VIOLENCE	11.195	0766	5,000,000.00	---	---	5,000,000.00
ADULT SUPPLEMENTATION	11.160	1403	12,525.00	9,893.00	---	2,632.00
REHAB SRVCS FOR THE BLIND	11.215	1415	1,491,125.00	1,095,981.17	---	395,143.83
SUPPLEMENTAL NURSING CARE	11.165	2423	25,420,885.00	24,410,711.00	---	1,010,174.00
ALTERNATIVES TO ABORTION	11.155	2955	2,033,561.00	1,972,554.00	---	61,007.00
ALT TO ABORTION AWARENESS	11.155	3108	75,000.00	68,649.60	---	6,350.40
BLIND ADMIN PS	11.210	3401	869,779.00	841,806.80	---	27,972.20
BLIND ADMIN E&E	11.210	3402	134,031.00	126,816.44	---	7,214.56
TEMPORARY ASSISTANCE	11.150	3596	3,856,800.00	3,856,800.00	---	---
CSE COUNTY REIMBURSEMENT	11.230	3689	2,240,491.00	2,173,262.32	---	67,228.68
BLIND PENSION SETTLEMENT	11.170	4799	300,000.00	---	---	300,000.00
EBT E&E	11.115	5255	1,696,622.00	1,645,988.95	---	50,633.05
COMMUNITY PARTNERSHIP	11.135	5651	632,328.00	613,358.00	---	18,970.00
VCTMS OF DOM/SEXUAL ASSLT	11.205	5738	250,000.00	---	---	250,000.00
CSE FIELD STAFF/OPS PS	11.225	6260	3,328,805.00	3,227,179.37	---	101,625.63
CSE FIELD STAFF/OPS E&E	11.225	6261	3,867,391.00	3,751,359.96	---	116,031.04
FAMILY SUPPORT ADMIN PS	11.100	6269	1,639,567.00	1,541,037.67	---	98,529.33
FAMILY SUPPORT ADMIN E&E	11.100	6270	8,407.00	8,155.00	---	252.00
IM FIELD STAFF/OPS PS	11.105	6280	16,588,793.00	15,091,913.34	---	1,496,879.66
IM FIELD STAFF/OPS E&E	11.105	6281	3,013,263.00	2,908,355.48	---	104,907.52
FAMILY SUP STAFF TRNG	11.110	6290	114,677.00	25,099.47	---	89,577.53
MEDES MAGI	11.130	6467	2,537,271.00	2,461,153.00	---	76,118.00
MEDES SNAP	11.130	6481	2,688,120.00	---	---	2,688,120.00
MEDES IV&V	11.130	6486	352,983.00	342,394.00	---	10,589.00
MEDES ECM	11.130	6488	400,000.00	388,000.00	---	12,000.00
ADULT HIGH SCHOOL	11.147	6502	1,500,000.00	1,455,000.00	---	45,000.00
COMMUNITY WORK SUPPORT	11.147	6505	1,855,554.00	1,799,887.00	---	55,667.00
MEDES PMO E&E	11.130	6562	713,897.00	692,480.00	---	21,417.00
MEDICAID EVS	11.133	6901	1,865,000.00	1,118,152.23	---	746,847.77
SNAP EVS	11.133	6906	505,000.00	187,499.94	---	317,500.06
CHILD CARE EVS	11.133	6909	37,190.00	15,000.00	---	22,190.00
VICTIMS OF SEXUAL ASSAULT	11.205	9014	500,000.00	---	---	500,000.00
FAMIS	11.125	9325	575,453.00	292,119.89	---	283,333.11
CSE COUNTY REIMBURSEMENT (Fund 0169)	11.230	2325	400,212.00	400,209.48	---	2.52
CSE FIELD STAFF/OPS PS (Fund 0169)	11.225	6267	2,269,321.00	1,986,888.14	---	282,432.86
CSE FIELD STAFF/OPS E&E (Fund 0169)	11.225	6268	492,234.00	492,233.84	---	0.16
FAMILY SUPPORT ADMIN PS (Fund 0169)	11.100	6275	573,655.00	506,046.03	---	67,608.97
DISTRIBUTION PASS THROUGH (Fund 0753)	11.235	1716	9,000,000.00	3,619,132.57	---	5,380,867.43

**STATE OF MISSOURI
SUMMARY OF APPROPRIATION ACTIVITY
GENERAL FUND - GENERAL REVENUE FUNDS
FOR THE APPROPRIATION YEAR 2021**

	H.B. No.	Appr. No.	Appropriations	Expenditures and Transfers Out	Reappropriations to 2022	Lapse of Appropriations
<u>Children's Division</u>						
RESIDENTIAL TREATMENT SVS	11.325	0032	40,022,981.00	39,914,348.57	---	108,632.43
CASE MANAGEMENT CONTRACTS	11.340	1050	22,368,729.00	21,749,153.20	---	619,575.80
CHILD ASSESSMENT CENTERS	11.360	1386	1,649,475.00	1,585,231.31	---	64,243.69
CHILDHOOD DEVELOPMENT	11.385	1569	3,500,000.00	2,907,825.89	---	592,174.11
CHILDHOOD DEV CERTIF	11.320	1570	4,611,500.00	1,213,724.17	---	3,397,775.83
PURCHASE OF CHILD CARE	11.385	3592	11,372,437.00	778,637.54	---	10,593,799.46
EXTREME RECRUITMENT	11.350	3939	637,469.00	637,469.00	---	---
SE MO RESOURCE CENTER	11.350	3950	75,000.00	54,562.50	---	20,437.50
FAMILY RESOURCE CENTERS	11.350	4354	1,037,531.00	1,013,531.00	---	24,000.00
FOSTER CARE	11.325	4856	45,385,557.00	44,859,932.30	---	525,624.70
CHILDREN'S TREATMENT SVS	11.315	4861	12,408,963.00	12,209,169.98	---	199,793.02
ADOP/GUARDIANSHIP SUBSIDY	11.345	5701	72,865,381.00	72,856,966.83	---	8,414.17
FAMILY RESOURCE CENTER	11.350	5739	75,000.00	72,750.00	---	2,250.00
CHILDREN'S ADMIN PS	11.300	6292	882,285.00	855,451.75	---	26,833.25
CHILDREN'S ADMIN E&E	11.300	6295	44,315.00	27,716.32	---	16,598.68
CHILD FIELD STAFF/OPS PS	11.305	6301	34,915,145.00	34,817,440.31	---	97,704.69
CHILD FIELD STAFF/OPS E&E	11.305	6302	2,195,970.00	2,122,476.42	---	73,493.58
CHILDREN'S STAFF TRNG	11.310	6307	964,341.00	226,718.46	---	737,622.54
CHILD CARE SUBSIDY	11.385	6539	22,463,167.00	9,315,404.73	---	13,147,762.27
CRISIS CARE	11.315	6861	2,050,000.00	1,293,941.69	---	756,058.31
TRANSITIONAL LIVING	11.355	6867	1,397,584.00	1,174,663.99	---	222,920.01
TUITION WAIVER PROGRAM	11.335	7931	188,848.00	183,183.00	---	5,665.00
FOSTER PARENT TRAINING	11.330	8140	403,510.00	176,590.11	---	226,919.89
FOSTER CARE OUTDOOR PRGRM	11.325	8293	183,385.00	176,920.43	---	6,464.57
PURCHASE OF CHILD CARE PS	11.385	8362	17,199.00	16,426.59	---	772.41
RECRUIT & RETENT PROG E&E	11.305	8701	572,787.00	555,603.00	---	17,184.00
CHILD FIELD STAFF/OPS E&E (Fund 0169)	11.305	6555	467,586.00	---	---	467,586.00
FOSTER CARE&ADOPT PARENTS (Fund 0979)	11.325	8085	15,000.00	---	---	15,000.00
<u>Division of Youth Services</u>						
JUVENILE COURT DIVERSION	11.410	0225	3,479,486.00	2,887,367.62	---	592,118.38
YOUTH SERVICES ADMIN PS	11.400	1421	1,277,564.00	1,206,879.07	---	70,684.93
YOUTH SERVICES ADMIN E&E	11.400	1422	81,090.00	72,035.29	---	9,054.71
YOUTH TREATMENT PRGM PS	11.405	1743	18,693,059.00	17,697,197.96	---	995,861.04
YOUTH TREATMENT PRGM E&E	11.405	1744	764,045.00	643,763.08	---	120,281.92
YOUTH TRT PRG OVERTIME PS	11.405	4328	926,668.00	871,660.70	---	55,007.30

MO HealthNet Division

WOMEN & MINORITY OUTREACH	11.775	1389	529,796.00	513,902.00	---	15,894.00
HOSPITAL CARE	11.765	1432	60,092,775.00	56,981,648.43	---	3,111,126.57
INFORMATION SYSTEMS	11.620	1438	27,881,000.00	20,487,166.81	---	7,393,833.19
MANAGED CARE	11.760	1783	524,291,775.00	501,082,032.16	---	23,209,742.84
HOME HEALTH	11.730	1797	1,320,551.00	1,274,917.48	---	45,633.52
COMMUNITY HEALTH WORKER	11.775	1890	1,500,000.00	1,455,000.00	---	45,000.00
TREAT-NO-TRANSPORT	11.745	2092	496,672.00	---	---	496,672.00
PHARMACY	11.700	2525	164,504,019.00	163,924,807.66	---	579,211.34
CHILDREN'S HLTH INS PRGM	11.800	2866	23,646,556.00	22,060,309.89	---	1,586,246.11
NEONATAL ABSTINENCE SYND	11.715	3954	487,787.00	340,727.10	---	147,059.90
MISSOURI RX PLAN E&E	11.705	4235	3,592,972.00	3,272,070.70	---	320,901.30
TRAUMA TREATMENT FOR KIDS	11.715	4802	430,150.00	21,430.00	---	408,720.00
POSTPARTUM SUD	11.760	4806	387,931.00	---	---	387,931.00
MC MATL MEDICARE PARITY	11.760	4837	1,022,295.00	1,022,295.00	---	---
FQHC DISTRIBUTION	11.775	4868	257,732.00	250,000.00	---	7,732.00
HEALTH HOMES	11.785	5019	5,664,852.00	5,611,910.60	---	52,941.40
MHD TRANSFORMATION PS	11.610	5503	240,000.00	114,959.74	---	125,040.26
MHD TRANSFORMATION E&E	11.610	5506	6,130,458.00	1,323,490.17	---	4,806,967.83
TECHNICAL ASST CONTRACTS	11.780	5589	1,968,150.00	1,501,799.30	---	466,350.70
HITECH	11.635	5592	1,000,000.00	521,839.50	---	478,160.50
NON-EMERGENCY TRANSPORT	11.745	5928	17,762,329.00	17,418,774.29	---	343,554.71
SCHOOL DISTRICT CLAIMING	11.810	6225	242,525.00	174,144.47	---	68,380.53
MO HEALTHNET ADMIN PS	11.600	6376	3,306,227.00	3,206,940.16	---	99,286.84
MO HEALTHNET ADMIN E&E	11.600	6377	8,718,305.00	6,354,081.41	---	2,364,223.59
NURSING FACILITIES	11.730	6472	130,230,341.00	130,230,338.40	---	2.60
CLINICAL SRVC MGMT	11.605	6764	461,917.00	448,059.00	---	13,858.00
PHARMACY-MED D-CLAWBACK	11.700	7238	226,272,772.00	226,272,771.64	---	0.36
PHYSICIAN RELATED PROF	11.715	8196	211,140,574.00	210,153,878.70	---	986,695.30
DENTAL	11.720	8198	1,272,622.00	221,960.51	---	1,050,661.49
PREMIUM PAYMENTS	11.725	8200	94,879,421.00	94,879,311.22	---	109.78
REHAB & SPECIALTY SVS	11.745	8204	104,900,406.00	103,160,136.15	---	1,740,269.85
BLIND PENSION HLTHCAR BEN	11.815	8416	20,974,410.00	20,313,148.60	---	661,261.40
COMPLEX REHAB TECH PRDCTS	11.755	8995	4,403,813.00	4,114,708.85	---	289,104.15
SHOW-ME HLTHY BABIES PRG	11.805	9380	19,242,594.00	15,671,422.24	---	3,571,171.76
SHOW-ME HEALTHY BABIES EE	11.805	9388	20,000.00	---	---	20,000.00
NURSING FACILITIES (Fund 0108)	11.730	0779	58,516,478.00	58,516,478.00	---	---
MANAGED CARE (Fund 0108)	11.760	1182	33,848,436.00	33,848,436.00	---	---
INFORMATION SYSTEMS (Fund 0108)	11.620	8477	430,000.00	429,999.96	---	0.04
MC SUPPLEMENTAL PAYMENTS (Fund 0139)	11.760	4813	9,316,558.00	9,316,557.74	---	0.26
IGT SAFETY NET HOSPITALS (Fund 0139)	11.795	5182	13,298,569.00	10,147,122.76	---	3,151,446.24
PHYS PYMTS SAFETY IGT (Fund 0139)	11.770	6045	209,202.00	---	---	209,202.00
IGT DMH MEDICAID PROGRAM (Fund 0139)	11.855	7169	207,740,879.00	158,874,328.29	---	48,866,550.71
MANAGED CARE (Fund 0142)	11.760	0198	150,859,769.00	142,859,769.00	---	8,000,000.00

**STATE OF MISSOURI
SUMMARY OF APPROPRIATION ACTIVITY
GENERAL FUND - GENERAL REVENUE FUNDS
FOR THE APPROPRIATION YEAR 2021**

	H.B. No.	Appr. No.	Appropriations	Expenditures and Transfers Out	Reappropriations to 2022	Lapse of Appropriations
HOSPITAL CARE (Fund 0142)	11.765	0776	142,661,480.00	140,116,131.73	---	2,545,348.27
FRA FEDERAL (Fund 0142)	11.790	1605	1,728,243,278.00	1,613,555,660.12	---	114,687,617.88
CHILDREN'S HLTH INS PRGM (Fund 0142)	11.800	2868	7,719,204.00	7,719,204.00	---	---
POSTPARTUM SUD (Fund 0142)	11.760	4912	95,664.00	---	---	95,664.00
HOSPITAL HIT (Fund 0142)	11.630	5513	1,000,000.00	---	---	1,000,000.00
MONITORING PROGRAM (Fund 0142)	11.765	6738	200,000.00	176,857.02	---	23,142.98
PAGER PILOT (Fund 0142)	11.765	6744	215,000.00	178,572.50	---	36,427.50
MO HEALTHNET ADMIN PS (Fund 0142)	11.600	6889	106,191.00	90,555.94	---	15,635.06
MO HEALTHNET ADMIN E&E (Fund 0142)	11.600	6910	232,708.00	134,607.60	---	98,100.40
HEALTH HOMES (Fund 0142)	11.785	8259	5,810,121.00	3,281,866.92	---	2,528,254.08
PHARMACY (Fund 0144)	11.700	5586	74,650,223.00	68,922,623.50	---	5,727,599.50
PHARM FRA DISPENSING FEE (Fund 0144)	11.710	6741	108,000,000.00	78,975,015.38	---	29,024,984.62
MO HEALTHNET ADMIN PS (Fund 0144)	11.600	6884	27,764.00	---	---	27,764.00
MO HEALTHNET ADMIN E&E (Fund 0144)	11.600	6885	356.00	241.79	---	114.21
PHYSICIAN RELATED PROF (Fund 0144)	11.715	8295	10,000.00	10,000.00	---	---
HOSPITAL CARE (Fund 0144)	11.765	8296	15,709.00	15,709.00	---	---
PHYSICIAN RELATED PROF (Fund 0625)	11.715	3707	2,159,006.00	2,159,006.00	---	---
MANAGED CARE (Fund 0625)	11.760	3711	22,883,390.00	22,883,390.00	---	---
HOSPITAL GME (Fund 0625)	11.765	3713	10,000,000.00	9,951,174.66	---	48,825.34
DSS SAFETY NET (Fund 0625)	11.765	3714	30,365,444.00	30,365,444.00	---	---
PUBLIC FACLTY PASSTHROUGH (Fund 0724)	11.740	8239	3,768,378.00	3,132,562.00	---	635,816.00
MANAGED CARE (Fund 0885)	11.760	1183	9,259,854.00	6,300,000.00	---	2,959,854.00
PHARMACY (Fund 0885)	11.700	3057	3,800,000.00	2,780,000.00	---	1,020,000.00
<u>DEPARTMENT OF CORRECTIONS</u>						
CORRECTIONS LEASING	13.005	1112	6,073,493.00	5,792,244.45	---	281,248.55
REIMBURSEMNTS TO COUNTIES	09.275	2479	38,530,272.00	37,374,360.98	---	1,155,911.02
EXTRADITIONS	09.275	2480	1,900,000.00	1,842,818.44	---	57,181.56
CERTIFICATES OF DELIVERY	09.275	2481	1,900,000.00	1,842,993.49	---	57,006.51
ARREARAGES	09.275	4909	9,750,676.00	9,458,153.06	---	292,522.94
CORRECTIONS STATE OWNED	13.010	7748	1,046,207.00	1,016,674.00	---	29,533.00
STWIDE UNPROGRAMMED REPRS (Fund 0124)	18.020	3170	70,818.00	27,531.98	---	43,286.02
DOC STATEWIDE M&R (Fund 0124)	18.070	3244	475,614.00	19,452.43	---	456,161.57
DOC STATEWIDE M&R (Fund 0124)	18.070	4735	11,426,204.00	1,261,280.28	---	10,164,923.72
STWIDE UNPROGRAMMED REPRS (Fund 0124)	18.020	5317	348,318.00	340,141.98	---	8,176.02
STATEWIDE EMERGENCY REPRS (Fund 0124)	18.020	5318	24,611.00	12,811.62	---	11,799.38

DOC STATEWIDE M&R (Fund 0124)	18.070	5381	17,201,630.00	1,081,289.60	---	16,120,340.40
STWIDE UNPROGRAMMED REPRS (Fund 0124)	18.020	6253	2.00	---	---	2.00
STATEWIDE EMERGENCY REPRS (Fund 0124)	18.020	6254	171,500.00	165,819.15	---	5,680.85
HAZMAT REMEDIATION (Fund 0124)	18.020	6256	30,000.00	---	---	30,000.00
DOC STATEWIDE M&R (Fund 0124)	18.070	6337	11,803,171.00	---	---	11,803,171.00
DOC BUILDING M&R (Fund 0124)	18.075	6338	2,000,000.00	449,654.73	---	1,550,345.27
<u>Office of the Director</u>						
POPULATION GROWTH POOL PS	09.030	1053	540,224.00	502,711.05	---	37,512.95
RESTITUTION PAYMENTS	09.035	3232	37,595.00	36,500.00	---	1,095.00
REENTRY AND RECIDIVISM	09.015	3283	1,800,001.00	1,388,593.52	---	411,407.48
OFFICE OF PROF STNDRDS PS	09.010	3298	2,468,964.00	2,289,956.19	---	179,007.81
OFFICE OF PROF STNDRDS EE	09.010	3302	121,105.00	94,708.10	---	26,396.90
AMACHI	09.005	4605	384,093.00	372,570.00	---	11,523.00
OD STAFF PS	09.005	4774	3,910,088.00	3,598,705.97	---	311,382.03
OD STAFF E&E	09.005	4775	105,890.00	81,315.59	---	24,574.41
POPULATION GRWTH POOL E&E	09.030	5173	841,877.00	119,408.01	---	722,468.99
KC REENTRY PROGRAM	09.015	7529	178,000.00	171,135.29	---	6,864.71
JUSTICE REINVESTMENT	09.025	8278	6,000,000.00	5,985,284.34	---	14,715.66
INSTITUTIONAL GIFT TRUST (Fund 0925)	09.020	7168	75,000.00	11,230.71	---	63,769.29
<u>Division of Human Services</u>						
DHS STAFF PS	09.045	1512	7,934,400.00	7,707,900.82	---	226,499.18
DHS STAFF E&E	09.045	1514	382,026.00	355,359.95	---	26,666.05
EMPLOYEE HEALTH & SAFETY	09.070	1658	581,323.00	556,255.27	---	25,067.73
GENERAL SERVICES E&E	09.050	2774	414,882.00	413,086.67	---	1,795.33
FUEL AND UTILITIES	09.055	4280	28,074,924.00	27,074,924.00	---	1,000,000.00
FOOD PURCHASES	09.060	4286	29,383,488.00	25,388,623.42	---	3,994,864.58
RETENTION PAY	09.080	5232	17,496,034.00	10,881,205.98	---	6,614,828.02
TELECOMMUNICATIONS	09.040	5680	2,210,529.00	2,156,037.06	---	54,491.94
STAFF TRAINING	09.065	6024	675,005.00	632,032.98	---	42,972.02
OVERTIME	09.075	7257	6,316,696.00	712,933.63	---	5,603,762.37
<u>Division of Rehabilitative Services</u>						
MEDICAL SERVICES E&E	09.210	2778	150,649,694.00	149,546,767.14	---	1,102,926.86
MEDICAL EQUIPMENT E&E	09.215	2782	299,087.00	287,243.18	---	11,843.82
DORS STAFF PS	09.205	6097	1,373,401.00	1,166,280.61	---	207,120.39
DORS STAFF E&E	09.205	6098	48,114.00	21,546.49	---	26,567.51
SUBSTANCE USE & RECVRY PS	09.220	7261	4,060,551.00	3,395,353.77	---	665,197.23
SUBSTANCE USE & RECVRY EE	09.220	7262	4,349,551.00	3,171,244.17	---	1,178,306.83
TOXICOLOGY	09.225	7264	517,135.00	493,040.03	---	24,094.97
ACADEMIC ED PS	09.230	7266	5,457,929.00	4,439,868.14	---	1,018,060.86

**STATE OF MISSOURI
SUMMARY OF APPROPRIATION ACTIVITY
GENERAL FUND - GENERAL REVENUE FUNDS
FOR THE APPROPRIATION YEAR 2021**

	H.B. No.	Appr. No.	Appropriations	Expenditures and Transfers Out	Reappropriations to 2022	Lapse of Appropriations
<u>Division of Adult Institutions</u>						
EASTERN R&D CORR CTR PS	09.185	0673	20,787,425.00	12,808,017.97	---	7,979,407.03
OFFICERS CLOTHING	09.085	1356	1,021,674.00	651,842.14	---	369,831.86
VEHICLE REPLACEMENT	09.085	1357	610,867.00	167,000.00	---	443,867.00
INMATE CLOTHING	09.085	1367	3,153,859.00	2,605,805.41	---	548,053.59
INSTITUT COMM PURCHASES	09.085	1368	2,567,649.00	2,504,325.43	---	63,323.57
SOUTH CENTRL CORR CTR PS	09.190	1973	14,289,581.00	9,497,149.88	---	4,792,431.12
WESTERN R&D CORR CTR PS	09.165	2312	17,552,140.00	10,590,490.04	---	6,961,649.96
MARYVILLE TREATMT CENTER	09.170	2639	6,453,237.00	4,442,178.54	---	2,011,058.46
SOUTH EAST CORR CTR PS	09.195	3078	14,051,707.00	8,402,693.34	---	5,649,013.66
CROSSROADS CORR CTR	09.175	3740	396,742.00	373,072.12	---	23,669.88
MISSOURI EASTERN CORR CTR	09.125	4069	11,611,482.00	7,121,229.80	---	4,490,252.20
NORTHEAST CORR CTR	09.180	4127	18,152,412.00	10,077,735.70	---	8,074,676.30
CHILLICOTHE CORR CTR	09.130	4276	14,957,903.00	10,737,356.25	---	4,220,546.75
JEFFERSON CITY CORR CTR	09.100	4290	18,400,685.00	11,528,707.12	---	6,871,977.88
WOMENS EASTERN R&D	09.105	4294	14,934,765.00	8,958,980.51	---	5,975,784.49
OZARK CORR CTR	09.110	4296	6,001,882.00	4,192,934.04	---	1,808,947.96
TIPTON CORR CTR	09.160	4298	9,864,076.00	6,233,511.32	---	3,630,564.68
MOBERLY CORR CTR	09.115	4300	13,880,061.00	8,730,937.15	---	5,149,123.85
ALGOA CORR CTR	09.120	4302	10,319,798.00	6,740,795.80	---	3,579,002.20
DAI STAFF PS	09.090	4783	3,087,107.00	2,658,767.45	---	428,339.55
DAI STAFF E&E	09.090	4786	131,258.00	127,285.20	---	3,972.80
TRANSITION CENTER OF STL	09.245	4795	4,537,197.00	4,127,774.17	---	409,422.83
BOONVILLE CORR CTR	09.135	5260	9,686,370.00	6,383,750.94	---	3,302,619.06
WAGE & DISCHARGE COSTS	09.095	5514	3,259,031.00	2,657,008.66	---	602,022.34
FARMINGTON CORR CTR	09.140	6284	19,897,860.00	13,561,334.71	---	6,336,525.29
FULTON RCP & DGN CORR CTR	09.155	7052	14,905,686.00	8,644,345.81	---	6,261,340.19
WESTERN MO CORR CTR	09.145	8113	16,814,146.00	10,104,300.33	---	6,709,845.67
POTOSI CORR CTR	09.150	8115	11,975,624.00	7,915,473.03	---	4,060,150.97
MAINTENANCE & REPAIR	09.085	8820	5,838,270.00	5,837,030.18	---	1,239.82
KC REENTRY CENTER PS	09.200	9365	3,783,609.00	2,235,090.86	---	1,548,518.14
INSTITUTIONAL E&E POOL	09.085	9860	12,055,883.00	11,474,347.08	---	581,535.92
<u>Division of Probation and Parole</u>						
DOC COMMAND CENTER E&E	09.250	1465	4,900.00	4,752.19	---	147.81
P&P STAFF PS	09.240	1738	66,579,327.00	64,486,337.99	---	2,092,989.01
P&P STAFF E&E	09.240	1742	3,289,575.00	3,190,602.13	---	98,972.87

DOC COMMAND CENTER PS	09.250	2646	648,200.00	631,179.53	---	17,020.47
PAROLE BOARD OP PS	09.270	6063	1,770,483.00	1,509,872.25	---	260,610.75
COM SUPERVISION CNT PS	09.265	7319	4,577,317.00	4,552,387.51	---	24,929.49
COM SUPERVISION CNT E&E	09.265	7320	430,700.00	417,613.51	---	13,086.49

Subtotals

13,276,793,049.00	11,899,317,882.34	1,814,028.00	1,375,661,138.66
-------------------	-------------------	--------------	------------------

Appropriated Transfers Out To:

Fourth State Building Bond and Interest - Series A 2010 Fund (0210)	01.010	T001	1,061,375.00	1,041,657.83	---	19,717.17
Fourth State Building Bond and Interest - Series A 2012 Fund (0212)	01.010	T001	3,095,650.00	2,980,681.46	---	114,968.54
Water Pollution Control Bond and Interest - Series A 2007 Fund (0207)	01.020	T002	2,025,941.00	1,988,741.03	---	37,199.97
Water Pollution Control Bond and Interest - Series A 2010 Fund (0209)	01.020	T002	8,457,888.00	8,301,031.58	---	156,856.42
Stormwater Control Bond and Interest - Series A 2010 Fund (0211)	01.030	T003	1,778,000.00	1,745,060.14	---	32,939.86
Outstanding Schools Trust Fund (0287)	02.290	T008	836,600,000.00	836,600,000.00	---	---
Academic Scholarship Fund (0840)	03.040	T010	18,176,666.00	17,682,366.00	---	494,300.00
A+ Schools Fund (0955)	03.060	T012	2,000,000.00	2,000,000.00	---	---
Natural Resources Cost Allocation Fund (0500)	06.395	T014	1.00	0.01	---	0.99
Access Missouri Financial Assistance Fund (0791)	03.050	T025	45,954,385.00	44,575,753.00	---	1,378,632.00
General Revenue Fund (0101)	05.285	T032	223.00	223.00	---	---
General Revenue Fund (0101)	05.120	T034	264,954.00	205,842.33	---	59,111.67
Vocational Rehabilitation Fund (0104)	05.120	T034	5,602.00	4,352.25	---	1,249.75
Revenue - Federal Fund (0132)	05.120	T034	7,691.00	5,975.00	---	1,716.00
Agriculture Fund (0133)	05.120	T034	6,468.00	5,025.00	---	1,443.00
Judiciary Fund (0137)	05.120	T034	25,132.00	19,525.00	---	5,607.00
Natural Resources Fund (0140)	05.120	T034	5,714.00	4,439.41	---	1,274.59
Department of Health and Senior Services - Federal and Other Funds Fund (0143)	05.120	T034	10,768.00	8,365.70	---	2,402.30
State Emergency Management Fund (0145)	05.120	T034	26,198.00	20,353.57	---	5,844.43
Public Safety Fund (0152)	05.120	T034	15,942.00	12,385.63	---	3,556.37
Job Development and Training Fund (0155)	05.120	T034	8,923.00	6,932.50	---	1,990.50
Division of Labor Standards Federal Fund (0186)	05.120	T034	15,573.00	12,098.51	---	3,474.49
Adjutant General Fund (0190)	05.120	T034	48,819.00	37,927.07	---	10,891.93
Missouri National Guard Training Site Fund (0269)	05.120	T034	1,122.00	871.86	---	250.14
Statewide Court Automation Fund (0270)	05.120	T034	90,797.00	70,540.36	---	20,256.64
Division of Tourism Supplemental Revenue Fund (0274)	05.120	T034	290.00	225.25	---	64.75
Gaming Commission Fund (0286)	05.120	T034	9,916.00	7,703.65	---	2,212.35

**STATE OF MISSOURI
SUMMARY OF APPROPRIATION ACTIVITY
GENERAL FUND - GENERAL REVENUE FUNDS
FOR THE APPROPRIATION YEAR 2021**

	H.B. No.	Appr. No.	Appropriations	Expenditures and Transfers Out	Reappropriations to 2022	Lapse of Appropriations
Animal Care Reserve Fund (0295)	05.120	T034	15,996.00	12,427.00	---	3,569.00
Missouri Public Health Services Fund (0298)	05.120	T034	36,781.00	28,575.50	---	8,205.50
Veterans' Commission Capital Improvement Trust Fund (0304)	05.120	T034	5,085.00	3,950.40	---	1,134.60
Inmate Canteen Fund (0405)	05.120	T034	8,781.00	6,821.71	---	1,959.29
Federal Surplus Property Fund (0407)	05.120	T034	266,046.00	206,690.81	---	59,355.19
State Fair Fee Fund (0410)	05.120	T034	1,961.00	1,523.80	---	437.20
State Park Earnings Fund (0415)	05.120	T034	106,211.00	82,515.23	---	23,695.77
Natural Resources Revolving Services Fund (0425)	05.120	T034	226,127.00	175,678.06	---	50,448.94
Missouri Veterans' Homes Fund (0460)	05.120	T034	14,224.00	11,050.76	---	3,173.24
State Facility Maintenance and Operation Fund (0501)	05.120	T034	21,226.00	16,490.35	---	4,735.65
Office of Administration Revolving Administrative Trust Fund (0505)	05.120	T034	722,797.00	561,540.74	---	161,256.26
Working Capital Revolving Fund (0510)	05.120	T034	44,052.00	34,224.04	---	9,827.96
Senate Revolving Fund (0535)	05.120	T034	2,928.00	2,274.40	---	653.60
Manufactured Housing Fund (0582)	05.120	T034	9,165.00	7,120.50	---	2,044.50
State Forensic Laboratory Fund (0591)	05.120	T034	56,346.00	43,775.00	---	12,571.00
Public Service Commission Fund (0607)	05.120	T034	24,234.00	18,827.20	---	5,406.80
Parks Sales Tax Fund (0613)	05.120	T034	16,048.00	12,467.50	---	3,580.50
Board of Registration for Healing Arts Fund (0634)	05.120	T034	10,857.00	8,435.00	---	2,422.00
Board of Pharmacy Fund (0637)	05.120	T034	3,282.00	2,550.00	---	732.00
State Highways and Transportation Department Fund (0644)	05.120	T034	279,638.00	217,250.35	---	62,387.65
Milk Inspection Fees Fund (0645)	05.120	T034	11,256.00	8,744.44	---	2,511.56
Petroleum Inspection Fund (0662)	05.120	T034	9,310.00	7,233.16	---	2,076.84
Hazardous Waste Fund (0676)	05.120	T034	9,305.00	7,229.25	---	2,075.75
State Lottery Fund (0682)	05.120	T034	132,811.00	103,180.57	---	29,630.43
Professional Registration Fees Fund (0689)	05.120	T034	33,939.00	26,367.34	---	7,571.66
Highway Patrol's Motor Vehicle, Aircraft, Watercraft Revolving Fund (0695)	05.120	T034	344,995.00	268,026.30	---	76,968.70
Board of Cosmetology and Barber Examiners Fund (0785)	05.120	T034	10,976.00	8,527.00	---	2,449.00
Agriculture Protection Fund (0970)	05.120	T034	26,501.00	20,588.48	---	5,912.52
State Mine Inspection Fund (0973)	05.120	T034	5,213.00	4,050.00	---	1,163.00
State School Moneys Fund (0616)	02.315	T045	2,000.00	---	---	2,000.00
STEM Career Awareness Program Fund (0997)	02.035	T052	250,000.00	150,000.00	---	100,000.00

Natural Resources Cost Allocation Fund (0500)	06.395	T077	751.00	594.00	---	157.00
Natural Resources Cost Allocation Fund (0500)	06.395	T103	56,971.00	43,557.00	---	13,414.00
Election Admin Improvement Fund (0157)	12.095	T107	3,284,000.00	3,284,000.00	---	---
Missouri Water Development Fund (0174)	06.325	T117	477,098.00	432,226.70	---	44,871.30
Elementary and Secondary Education Fund (0105)	02.275	T123	1,000.00	---	---	1,000.00
Livestock Feed Crop Input Loan Fund (0914)	06.060	T128	5,000.00	---	---	5,000.00
Missouri Arts Council Trust Fund (0262)	12.035	T148	4,835,161.00	4,690,106.00	---	145,055.00
Missouri Humanities Council Trust Fund (0177)	12.040	T149	1,200,000.00	1,164,000.00	---	36,000.00
Missouri Public Broadcasting Corporation Special Fund (0887)	12.045	T150	800,000.00	776,000.00	---	24,000.00
Fast Track Workforce Incentive Grant Fund (0488)	03.070	T151	1,000,000.00	582,000.00	---	418,000.00
Missouri Technology Investment Fund (0172)	07.020	T155	1,000,000.00	970,000.00	---	30,000.00
Intergovernmental Transfer Fund (0139)	10.055	T159	283,849,564.00	248,290,726.88	---	35,558,837.12
General Revenue Fund (0101)	11.850	T160	137,074,165.00	89,416,398.58	---	47,657,766.42
Missouri Supplemental Tax Increment Financing Fund (0848)	07.040	T161	31,844,958.00	31,844,958.00	---	---
State Supplemental Downtown Development Fund (0766)	07.050	T162	1,661,327.00	469,246.04	---	1,192,080.96
Downtown Revitalization Preservation Fund (0907)	07.060	T163	250,000.00	---	---	250,000.00
Missouri One Start Job Development Fund (0600)	07.080	T164	6,016,285.00	5,835,796.00	---	180,489.00
Blind Pension Fund (0621)	11.170	T165	300,000.00	240,337.00	---	59,663.00
Line of Duty Compensation Fund (0939)	07.855	T167	450,000.00	249,978.00	---	200,022.00
Computer Science Education Fund (0423)	02.045	T186	450,000.00	193,600.00	---	256,400.00
State Road Fund (0320)	04.415	T188	45,550,000.00	45,546,555.56	---	3,444.44
DCI Administrative Fund (0503)	07.405	T192	10,000.00	7,170.34	---	2,829.66
Ambulance Service Reimbursement Allowance Fund (0958)	11.870	T200	20,837,332.00	6,408,361.00	---	14,428,971.00
State Legal Expense Fund (0692)	05.140	T204	18,625,000.00	5,427,292.90	---	13,197,707.10
Mined Land Reclamation Fund (0906)	06.305	T223	200,000.00	194,000.00	---	6,000.00
Multipurpose Water Resource Program Fund (0815)	06.310	T224	12,104,030.00	11,740,910.00	---	363,120.00
Kansas City Regional Law Enforcement Memorial Foundation Fund (0428)	04.130	T226	10,000.00	2,735.00	---	7,265.00
Soldiers Memorial Military Museum in St. Louis Fund (0429)	04.130	T229	10,000.00	6,084.00	---	3,916.00
Senior Services Growth and Development Program Fund (0419)	10.820	T247	1.00	---	---	1.00
Statewide Hearing Aid Distribution Fund (0617)	02.265	T249	100,000.00	97,000.00	---	3,000.00
A+ Schools Fund (0955)	03.060	T269	17,453,878.00	17,453,878.00	---	---
General Revenue Fund (0101)	05.285	T277	27,416.00	27,416.00	---	---
Missouri Military Family Relief Fund (0719)	04.130	T278	52,000.00	24,582.00	---	27,418.00
Childhood Lead Testing Fund (0899)	04.130	T279	25,000.00	9,744.00	---	15,256.00
State Highways and Transportation Department Fund (0644)	15.070	T280	703,719.00	---	---	703,719.00
General Revenue Fund (0101)	05.525	T285	38,385.00	19,937.00	---	18,448.00

**STATE OF MISSOURI
SUMMARY OF APPROPRIATION ACTIVITY
GENERAL FUND - GENERAL REVENUE FUNDS
FOR THE APPROPRIATION YEAR 2021**

	H.B. No.	Appr. No.	Appropriations	Expenditures and Transfers Out	Reappropriations to 2022	Lapse of Appropriations
Federal Student Loan Reserve Fund (0881)	03.120	T289	750,000.00	50,298.73	---	699,701.27
Debt Offset Escrow Fund (0753)	04.100	T290	19,657,384.00	15,537,281.36	---	4,120,102.64
State Retirement Contributions Fund (0701)	05.450	T291	1.00	0.05	---	0.95
Social Security Contributions Fund (0702)	05.450	T291	81,337,999.00	71,448,522.46	---	9,889,476.54
Social Security Contributions Fund (0702)	05.450	T293	964,406.00	678,433.84	---	285,972.16
Circuit Courts Escrow Fund (0718)	04.105	T294	4,074,458.00	---	---	4,074,458.00
State Retirement Contributions Fund (0701)	05.465	T295	276,915,413.00	248,995,671.46	---	27,919,741.54
Social Security Contributions Fund (0702)	05.465	T295	3.00	2.96	---	0.04
Missouri Consolidated Health Care Plan Benefit Fund (0765)	05.465	T295	17.00	14.98	---	2.02
State Retirement Contributions Fund (0701)	05.465	T297	2,727,224.00	2,153,873.59	---	573,350.41
General Revenue Fund (0101)	10.025	T301	25,000.00	1,237.19	---	23,762.81
State Retirement Contributions Fund (0701)	05.490	T302	13.00	11.60	---	1.40
Social Security Contributions Fund (0702)	05.490	T302	1.00	0.70	---	0.30
Missouri Consolidated Health Care Plan Benefit Fund (0765)	05.490	T302	297,678,003.00	268,361,757.44	---	29,316,245.56
Missouri Consolidated Health Care Plan Benefit Fund (0765)	05.490	T304	2,587,530.00	2,532,992.28	---	54,537.72
Department of Health and Senior Services - Federal and Other Funds Fund (0143)	10.615	T306	1,661.00	596.00	---	1,065.00
Health Access Incentive Fund (0276)	10.615	T306	31,683.00	11,371.30	---	20,311.70
Professional and Practical Nursing Student Loan and Nurse Loan Repayment Fund (0565)	10.615	T306	14,818.00	5,318.34	---	9,499.66
Department of Health - Donated Fund (0658)	10.615	T306	1,838.00	659.55	---	1,178.45
General Revenue Fund (0101)	05.285	T309	36,238.00	36,238.00	---	---
Natural Resources Cost Allocation Fund (0500)	06.395	T333	71,182.00	54,144.00	---	17,038.00
Natural Resources Cost Allocation Fund (0500)	06.395	T353	43,739.00	2,379.00	---	41,360.00
Division of Tourism Supplemental Revenue Fund (0274)	07.120	T359	18,564,202.00	18,007,276.00	---	556,926.00
Natural Resources Cost Allocation Fund (0500)	06.395	T362	35,006.00	---	---	35,006.00
Natural Resources Cost Allocation Fund (0500)	06.395	T363	462.00	---	---	462.00
Legal Defense and Defender Fund (0670)	12.400	T367	1,700,000.00	1,700,000.00	---	---
State Legal Expense Fund (0692)	02.400	T368	1.00	---	---	1.00
General Revenue Fund (0101)	05.285	T372	177.00	177.00	---	---
Facilities Maintenance Reserve Fund (0124)	18.015	T385	87,865,750.00	87,865,750.00	---	---
State Legal Expense Fund (0692)	03.130	T399	1.00	---	---	1.00
State Legal Expense Fund (0692)	04.170	T410	1.00	---	---	1.00

Federal Reimbursement Allowance Fund (0142)	11.880	T412	653,701,378.00	653,701,378.00	---	---
General Revenue Fund (0101)	11.885	T413	653,701,378.00	653,701,378.00	---	---
Nursing Facility Federal Reimbursement Allowance Fund (0196)	11.890	T414	210,950,510.00	160,708,214.00	---	50,242,296.00
Library Networking Fund (0822)	12.135	T417	800,000.00	776,000.00	---	24,000.00
Abandoned Fund Account Fund (0863)	12.200	T418	4,500,000.00	4,500,000.00	---	---
Attorney General's Court Costs Fund (0603)	12.275	T423	124,200.00	124,200.00	---	---
Antitrust Revolving Fund (0666)	12.280	T424	51,750.00	51,750.00	---	---
State Legal Expense Fund (0692)	04.555	T426	1.00	---	---	1.00
State Legal Expense Fund (0692)	05.145	T427	1.00	---	---	1.00
State Legal Expense Fund (0692)	06.135	T428	1.00	---	---	1.00
General Revenue Fund (0101)	05.285	T435	24,908.00	24,908.00	---	---
State Legal Expense Fund (0692)	06.415	T445	1.00	---	---	1.00
State Legal Expense Fund (0692)	07.150	T446	1.00	---	---	1.00
State Legal Expense Fund (0692)	07.560	T447	1.00	---	---	1.00
Hazardous Waste Fund (0676)	06.260	T453	899,642.00	899,642.00	---	---
State School Moneys Fund (0616)	02.280	T454	136,908,313.00	133,225,384.00	---	3,682,929.00
General Revenue Fund (0101)	12.141	T461	4,000,000.00	4,000,000.00	---	---
Historic Preservation Revolving Fund (0430)	06.370	T464	155,739.00	151,067.00	---	4,672.00
State Legal Expense Fund (0692)	07.910	T466	1.00	---	---	1.00
State Legal Expense Fund (0692)	08.320	T467	1.00	---	---	1.00
State Legal Expense Fund (0692)	10.575	T469	1.00	---	---	1.00
Labor and Industrial Relations Administrative Fund (0122)	07.805	T470	440,038.00	426,837.00	---	13,201.00
Child Support Enforcement Fund (0169)	11.240	T492	245,000.00	---	---	245,000.00
Social Services and Other Sources Fund (0610)	11.240	T494	955,000.00	---	---	955,000.00
General Revenue Fund (0101)	05.285	T496	111.00	111.00	---	---
General Revenue Fund (0101)	05.285	T497	1,527.00	1,527.00	---	---
General Revenue Fund (0101)	05.285	T501	4,281.00	4,281.00	---	---
Organ Donor Program Fund (0824)	04.130	T505	30,000.00	15,653.00	---	14,347.00
Foster Care and Adoptive Parents Recruitment and Retention Fund (0979)	04.130	T507	9,400.00	4,920.00	---	4,480.00
State Emergency Management Federal Stimulus Fund (2335)	05.277	T512	750,000,000.00	250,200,110.76	---	499,799,889.24
Natural Resources Cost Allocation Fund (0500)	06.395	T514	7,889.00	---	---	7,889.00
Natural Resources Cost Allocation Fund (0500)	06.395	T516	171.00	---	---	171.00
Judiciary Education and Training Fund (0847)	12.325	T524	936,563.00	936,563.00	---	---
Elderly Home-Delivered Meals Trust Fund (0296)	04.130	T526	75,000.00	46,740.00	---	28,260.00
Veterans' Trust Fund (0579)	04.130	T527	80,000.00	37,854.00	---	42,146.00
Children's Trust Fund (0694)	04.130	T528	88,700.00	58,509.00	---	30,191.00
Missouri National Guard Trust Fund (0900)	04.130	T529	25,000.00	10,365.00	---	14,635.00
State Legal Expense Fund (0692)	10.955	T530	1.00	---	---	1.00
State Legal Expense Fund (0692)	11.950	T531	1.00	---	---	1.00
State Legal Expense Fund (0692)	13.025	T532	1.00	---	---	1.00
State Legal Expense Fund (0692)	09.285	T533	1.00	---	---	1.00

**STATE OF MISSOURI
SUMMARY OF APPROPRIATION ACTIVITY
GENERAL FUND - GENERAL REVENUE FUNDS
FOR THE APPROPRIATION YEAR 2021**

	H.B. No.	Appr. No.	Appropriations	Expenditures and Transfers Out	Reappropriations to 2022	Lapse of Appropriations
Natural Resources Cost Allocation Fund (0500)	06.395	T536	5,263.00	---	---	5,263.00
General Revenue Fund (0101)	05.250	T538	550,000,000.00	---	---	550,000,000.00
Budget Reserve Fund (0100)	05.255	T539	550,000,000.00	---	---	550,000,000.00
MO Revolving Info Tech Trust Fund (0980)	05.280	T540	50,000.00	519.96	---	49,480.04
General Revenue Fund (0101)	05.280	T541	236.00	236.00	---	---
General Revenue Fund (0101)	12.215	T546	100,000.00	86,772.86	---	13,227.14
General Revenue Fund (0101)	12.220	T548	1,202,000.00	---	---	1,202,000.00
Budget Reserve Fund (0100)	05.260	T550	5,500,000.00	---	---	5,500,000.00
Pretrial Witness Protection Services Fund (0868)	14.050	T559	1,000,000.00	1,000,000.00	---	---
Mental Health Intergovernmental Transfer Fund (0147)	05.250	T566	96,458,040.00	4,466,205.00	---	91,991,835.00
Division of Labor Standards Federal Fund (0186)	05.250	T566	302,363.00	14,000.00	---	288,363.00
State Fair Fee Fund (0410)	05.250	T566	3,239,597.00	150,000.00	---	3,089,597.00
Budget Reserve Fund (0100)	05.265	T571	7,480,142.00	---	---	7,480,142.00
General Revenue Fund (0101)	05.265	T572	90,000,000.00	51,293,866.00	---	38,706,134.00
Access Missouri Financial Assistance Fund (0791)	03.050	T577	6,000,000.00	---	---	6,000,000.00
Inmate Fund (0540)	09.240	T623	2,600,000.00	2,389,137.26	---	210,862.74
State Property Preservation Fund (0128)	05.125	T631	15,000,000.00	---	---	15,000,000.00
Pharmacy Reimbursement Allowance Fund (0144)	11.860	T634	38,737,111.00	27,160,776.00	---	11,576,335.00
General Revenue Fund (0101)	11.865	T635	38,737,111.00	27,160,776.00	---	11,576,335.00
State Fair Fee Fund (0410)	15.100	T641	1,600,000.00	1,600,000.00	---	---
General Revenue Fund (0101)	05.285	T658	85,015.00	85,015.00	---	---
General Revenue Fund (0101)	05.285	T691	2,578.00	2,578.00	---	---
General Revenue Fund (0101)	05.285	T735	320.00	320.00	---	---
General Revenue Fund (0101)	05.285	T769	740,627.00	690,627.00	---	50,000.00
General Revenue Fund (0101)	05.285	T774	117,551.00	117,551.00	---	---
General Revenue Fund (0101)	05.285	T786	7,160.00	7,160.00	---	---
General Revenue Fund (0101)	05.285	T796	9,199.00	9,199.00	---	---
General Revenue Fund (0101)	05.285	T802	2,366.00	2,366.00	---	---
General Revenue Fund (0101)	05.285	T828	6,130.00	6,130.00	---	---
General Revenue Fund (0101)	05.285	T857	131,829.00	131,829.00	---	---
General Revenue Fund (0101)	05.285	T873	127.00	127.00	---	---
Utility Revolving Fund (0874)	15.102	T880	50,000,000.00	50,000,000.00	---	---
Treatment Court Resources Fund (0733)	12.375	T884	8,991,120.00	8,991,120.00	---	---

Labor and Industrial Relations Administrative Fund (0122)	07.810	T889	164,265.00	159,337.00	---	4,928.00
General Revenue Fund (0101)	05.285	T914	729.00	729.00	---	---
Academic Scholarship Fund (0840)	03.040	T931	2,000,000.00	2,000,000.00	---	---
Fulton State Hospital Bond and Interest - Series 2014 Fund (0396)	05.210	T932	12,338,263.00	12,110,483.55	---	227,779.45
Pediatric Cancer Research Trust Fund (0959)	04.130	T947	6,700.00	6,660.00	---	40.00
Single-Purpose Animal Facilities Loan Guarantee Fund (0409)	06.040	T959	5,000.00	---	---	5,000.00
Agricultural Product Utilization and Business Development Loan Guarantee Fund (0411)	06.050	T960	15,000.00	---	---	15,000.00
Workers Memorial Fund (0895)	04.130	T976	13,400.00	2,588.00	---	10,812.00
Missouri National Guard Foundation Fund (0494)	04.130	T978	6,000.00	754.00	---	5,246.00
General Revenue Fund (0101)	04.135	T989	500.00	---	---	500.00
American Cancer Society, Heartland Division, Inc. Fund (0700)	04.130	T990	10,000.00	5,290.00	---	4,710.00
ALS Lou Gehrig's Disease Fund (0703)	04.130	T991	5,000.00	2,184.00	---	2,816.00
Muscular Dystrophy Association Fund (0707)	04.130	T993	4,000.00	653.00	---	3,347.00
Arthritis Foundation Fund (0708)	04.130	T994	2,000.00	1,252.00	---	748.00
National Multiple Sclerosis Society Fund (0709)	04.130	T995	4,100.00	1,014.00	---	3,086.00
American Diabetes Association Gateway Area Fund (0713)	04.130	T996	5,000.00	3,296.00	---	1,704.00
American Heart Association Fund (0714)	04.130	T997	5,000.00	3,901.00	---	1,099.00
March of Dimes Fund (0716)	04.130	T998	4,700.00	2,946.00	---	1,754.00
Subtotals			<u>6,209,201,434.00</u>	<u>4,165,564,200.25</u>	<u>---</u>	<u>2,043,637,233.75</u>
Totals			<u>\$ 19,485,994,483.00</u>	<u>\$ 16,064,882,082.59</u>	<u>\$ 1,814,028.00</u>	<u>\$ 3,419,298,372.41</u>

**STATE OF MISSOURI
SUMMARY OF APPROPRIATION ACTIVITY
GENERAL FUND - FEDERAL FUNDS
FOR THE APPROPRIATION YEAR 2021**

	H.B. No.	Appr. No.	Appropriations	Expenditures and Transfers Out	Reappropriations to 2022	Lapse of Appropriations
<u>JUDICIARY</u>						
Judiciary Fund (0137)						
JUDICIARY LEASING	13.005	6084	\$ 21,219.00	\$ 18,339.83	\$ ---	\$ 2,879.17
<u>Judicial Proceedings and Review</u>						
Judiciary Fund (0137)						
JUD PROCEED & REVIEW PS	12.300	6755	534,302.00	160,120.87	---	374,181.13
<u>Office of State Courts Administrator</u>						
Judiciary Fund (0137)						
COURT IMPROVE PROJ E&E	12.315	0734	5,611,392.00	2,035,738.36	---	3,575,653.64
JUDICIAL TRNG & ED E&E	12.330	6915	226,593.00	---	---	226,593.00
COURT IMPROVE PROJ PS	12.315	8378	2,494,666.00	1,683,783.24	---	810,882.76
<u>Circuit Courts</u>						
Third Party Liability Collections Fund (0120)						
CIRCUIT PERSONNEL PS	12.345	3754	280,750.00	185,587.64	---	95,162.36
CIRCUIT PERSONNEL E&E	12.345	3805	128,039.00	121,372.24	---	6,666.76
Judiciary Fund (0137)						
CIRCUIT PERSONNEL PS	12.345	0950	3,995,728.00	268,571.74	---	3,727,156.26
CIRCUIT PERSONNEL E&E	12.345	2003	1,830,384.00	82,770.04	---	1,747,613.96
<u>Public Defender</u>						
Office of the State Public Defender Fund (0112)						
GRANTS	12.400	4006	625,000.00	99,000.48	---	525,999.52
<u>EXECUTIVE</u>						
<u>Governor's Office</u>						
Labor and Industrial Relations Administrative Fund (0122)						
GOVERNOR'S OFFICE	12.005	5132	53,418.00	44,705.66	---	8,712.34
Mental Health Fund (0148)						
GOVERNOR'S OFFICE	12.005	5134	3,575.00	2,995.36	---	579.64

Lieutenant Governor

Economic Development - Missouri Council on the Arts Fund (0138)

MO ARTS COUNCIL PS	12.030	5064	366,933.00	104,766.15	---	262,166.85
MO ARTS COUNCIL E&E	12.030	5065	632,541.00	611,080.32	---	21,460.68
Lieutenant Governor Federal Stimulus Fund (2370)						
MO ARTS COUNCIL E&E	12.030	6853	517,000.00	405,346.00	---	111,654.00
MO HUMANITIES COUNCIL	12.030	6854	605,000.00	---	---	605,000.00

Secretary of State

Secretary of State - Federal and Other Fund (0166)

GRANTS AND PROJECTS	12.060	2522	200,000.00	---	---	200,000.00
---------------------	--------	------	------------	-----	-----	------------

Elections

Election Admin Improvement Fund (0157)

ELECTION ADMIN IMPRVM E&E	12.090	3562	16,113,232.00	3,325,220.93	---	12,788,011.07
SEC OF STATE PS	12.055	4490	291,401.00	222,295.82	---	69,105.18
FED ELECTION REFORM	12.090	6684	6,237,263.00	1,010,416.03	---	5,226,846.97
Secretary of State Federal Stimulus Fund (2385)						
FED ELECTION REFORM	12.090	6897	16,100,000.00	3,834,943.56	---	12,265,056.44

Record Services

Secretary of State Records Fund (0150)

REGRANT PROGRAM	12.100	6896	50,000.00	11,310.00	---	38,690.00
-----------------	--------	------	-----------	-----------	-----	-----------

Library Services

Secretary of State Fund (0195)

SEC OF STATE PS	12.055	4193	266,588.00	199,890.29	---	66,697.71
SEC OF STATE E&E	12.055	4194	152,574.00	69,075.42	---	83,498.58
FED AID PUBLIC LIBRARY	12.125	4199	4,125,000.00	2,435,631.74	---	1,689,368.26
Secretary of State Federal Stimulus Fund (2385)						
FED AID PUBLIC LIBRARY	12.125	6898	750,000.00	271,460.96	---	478,539.04

State Auditor

State Auditor - Federal Fund (0115)

STATE AUDITOR PS	12.165	4508	894,257.00	894,256.91	---	0.09
STATE AUDITOR E&E	12.165	4509	31,256.00	31,256.00	---	---

Attorney General

Attorney General Fund (0136)

DOMESTIC VIOLENCE	12.250	2885	2,889,030.00	1,128,233.13	---	1,760,796.87
ATTORNEY GENERAL LEASING	13.005	3186	125,765.00	125,472.35	---	292.65

**STATE OF MISSOURI
SUMMARY OF APPROPRIATION ACTIVITY
GENERAL FUND - FEDERAL FUNDS
FOR THE APPROPRIATION YEAR 2021**

	H.B. No.	Appr. No.	Appropriations	Expenditures and Transfers Out	Reappropriations to 2022	Lapse of Appropriations
MEDICAID FRAUD UNIT PS	12.255	4025	1,047,006.00	995,381.45	---	51,624.55
MEDICAID FRAUD UNIT E&E	12.255	4026	1,082,276.00	---	---	1,082,276.00
ATTORNEY GENERAL PS	12.245	4057	1,998,182.00	937,078.20	---	1,061,103.80
ATTORNEY GENERAL E&E	12.245	4058	764,539.00	272,616.95	---	491,922.05
DOMESTIC VIOLENCE PS	12.250	6171	210,970.00	197,520.84	---	13,449.16
ATTORNEY GENERAL ST OWNED	13.010	7779	152,065.00	152,064.44	---	0.56
<u>Missouri Office of Prosecution Services</u>						
Missouri Office of Prosecution Services - Federal Fund (0107)						
OFFICE OF PROS SVS PS	12.260	6167	286,072.00	270,128.69	---	15,943.31
OFFICE OF PROS SVS E&E	12.260	6168	857,273.00	208,340.49	---	648,932.51
<u>OFFICE OF ADMINISTRATION</u>						
<u>Commissioner's Office</u>						
Office of Administration Federal Stimulus Fund (2325)						
PANDEMIC STIPEND-CRF	05.082	6760	316,500.00	---	---	316,500.00
BRDBND COVID EMRG PRS-CRF	05.011	6937	5,000,000.00	---	---	5,000,000.00
BRDBND COVID RSDNT/AG-CRF	05.011	6940	5,000,000.00	---	---	5,000,000.00
BRDBND COVID SV & RPR-CRF	05.011	6941	2,000,000.00	---	---	2,000,000.00
<u>Division of Accounting</u>						
Vocational Rehabilitation Fund (0104)						
UNEMPLOYMENT BENEFITS FED	05.480	5979	28,000.00	15,560.22	---	12,439.78
Elementary and Secondary Education Fund (0105)						
UNEMPLOYMENT BENEFITS FED	05.480	5980	5,694.00	5,693.36	---	0.64
Pharmacy Rebates Fund (0114)						
UNEMPLOYMENT BENEFITS OTH	05.480	7079	2,017.00	2,016.00	---	1.00
State Auditor - Federal Fund (0115)						
UNEMPLOYMENT BENEFITS FED	05.480	6333	900.00	---	---	900.00
Higher Education Fund (0116)						
UNEMPLOYMENT BENEFITS FED	05.480	6335	3,000.00	---	---	3,000.00
Labor and Industrial Relations - Commission on Human Rights Fund (0117)						
UNEMPLOYMENT BENEFITS FED	05.480	2306	1,000.00	---	---	1,000.00

Third Party Liability Collections Fund (0120)							
UNEMPLOYMENT BENEFITS OTH	05.480	7077	7,500.00	---	---	7,500.00	
Labor and Industrial Relations Administrative Fund (0122)							
UNEMPLOYMENT BENEFITS FED	05.480	6145	5,400.00	---	---	5,400.00	
Multimodal Operations Fund (0126)							
UNEMPLOYMENT BENEFITS FED	05.480	8355	500.00	344.73	---	155.27	
Agriculture Fund (0133)							
UNEMPLOYMENT BENEFITS FED	05.480	1152	900.00	---	---	900.00	
Office of Administration Fund (0135)							
FLOOD CONTROL	05.295	0132	1,800,000.00	1,578,467.61	---	221,532.39	
NATIONAL FOREST	05.300	0133	6,500,000.00	4,225,441.32	---	2,274,558.68	
UNEMPLOYMENT BENEFITS FED	05.480	7896	2,000.00	---	---	2,000.00	
CMIA-FEDERAL PAYMENTS	05.245	9177	20,000.00	---	---	20,000.00	
Attorney General Fund (0136)							
UNEMPLOYMENT BENEFITS FED	05.480	5981	6,700.00	63.34	---	6,636.66	
Judiciary Fund (0137)							
UNEMPLOYMENT BENEFITS FED	05.480	5982	10,659.00	---	---	10,659.00	
Natural Resources Fund (0140)							
UNEMPLOYMENT BENEFITS FED	05.480	6336	7,150.00	3,310.87	---	3,839.13	
Health Fund (0143)							
UNEMPLOYMENT BENEFITS FED	05.480	5983	58,000.00	52,350.93	---	5,649.07	
State Emergency Management Fund (0145)							
UNEMPLOYMENT BENEFITS FED	05.480	2321	4,700.00	---	---	4,700.00	
Mental Health Fund (0148)							
UNEMPLOYMENT BENEFITS FED	05.480	5984	205,252.00	205,251.12	---	0.88	
Transportation - Highway Safety Fund (0149)							
UNEMPLOYMENT BENEFITS FED	05.480	6339	65.00	64.00	---	1.00	
Public Safety Fund (0152)							
UNEMPLOYMENT BENEFITS FED	05.480	5985	8,900.00	644.15	---	8,255.85	
Job Development and Training Fund (0155)							
UNEMPLOYMENT BENEFITS FED	05.480	5986	18,900.00	15,018.03	---	3,881.97	
Election Admin Improvement Fund (0157)							
UNEMPLOYMENT BENEFITS FED	05.480	4254	1,050.00	---	---	1,050.00	
OA Information Technology Fund (0165)							
UNEMPLOYMENT BENEFITS FED	05.480	4264	2,564.00	2,563.61	---	0.39	
Assistive Technology Fund (0188)							
UNEMPLOYMENT BENEFITS FED	05.480	6670	10.00	---	---	10.00	
Adjutant General Fund (0190)							
UNEMPLOYMENT BENEFITS FED	05.480	5987	15,000.00	4,935.78	---	10,064.22	
Public Safety - Homeland Security Fund (0193)							
UNEMPLOYMENT BENEFITS FED	05.480	8468	36.00	35.14	---	0.86	
Temporary Assistance for Needy Families Fund (0199)							
UNEMPLOYMENT BENEFITS FED	05.480	5988	33,400.00	12,122.67	---	21,277.33	

**STATE OF MISSOURI
SUMMARY OF APPROPRIATION ACTIVITY
GENERAL FUND - FEDERAL FUNDS
FOR THE APPROPRIATION YEAR 2021**

	H.B. No.	Appr. No.	Appropriations	Expenditures and Transfers Out	Reappropriations to 2022	Lapse of Appropriations
Social Services and Other Sources Fund (0610)						
UNEMPLOYMENT BENEFITS FED	05.480	3176	254,900.00	126,513.20	---	128,386.80
Missouri Disaster Fund (0663)						
UNEMPLOYMENT BENEFITS FED	05.480	6899	2,705.00	2,704.00	---	1.00
Justice Assistance Grant Program Fund (0782)						
UNEMPLOYMENT BENEFITS FED	05.480	7474	700.00	---	---	700.00
Energy Federal Fund (0866)						
UNEMPLOYMENT BENEFITS FED	05.480	9200	298.00	---	---	298.00
Unemployment Compensation Administration Fund (0948)						
UNEMPLOYMENT BENEFITS FED	05.480	2242	30,000.00	25,184.75	---	4,815.25
State Emergency Management Federal Stimulus Fund (2335)						
CARES UNSPENT FUNDS-CRF	05.246	7019	750,000,000.00	---	---	750,000,000.00
UNEMPLOYMENT BENEFITS FED	05.480	7203	888.00	887.11	---	0.89
Labor and Industrial Relations Federal Stimulus Fund (2375)						
UNEMPLOYMENT BENEFITS FED	05.480	8751	538.00	537.36	---	0.64
<u>Information Technology Services Division</u>						
Labor and Industrial Relations Administrative Fund (0122)						
FED DOLIR IT CONSOL PS	05.030	1987	2,657,248.00	1,964,920.70	---	692,327.30
FED DOLIR IT CONSOL E&E	05.030	3654	528,875.00	496,371.10	---	32,503.90
DOLIR CON IT PS-FED FUNDS	05.030	3838	157,123.00	---	---	157,123.00
DOLIR CON IT E&E-FED FUNDS	05.030	3839	50,001.00	---	---	50,001.00
OA Information Technology Fund (0165)						
FED IT CONSOLIDATION PS	05.025	1283	3,461,615.00	21,019.89	---	3,440,595.11
FED IT CONSOLIDATION E&E	05.025	1285	2,116,934.00	---	---	2,116,934.00
DESE CON IT PS-FED FUNDS	05.030	3822	1,197,798.00	1,168,811.26	---	28,986.74
DESE CON IT E&E-FED FUNDS	05.030	3823	2,762,335.00	1,851,479.05	---	910,855.95
DHEWD CON IT PS-FED FUNDS	05.030	3824	840,691.00	286,706.98	---	553,984.02
DHEWD CON IT E&E-FED FUNDS	05.030	3825	1,600,004.00	1,232,710.15	---	367,293.85
DOR CON IT PS-FED FUNDS	05.030	3826	1.00	---	---	1.00
DOR CON IT E&E-FED FUNDS	05.030	3827	1.00	---	---	1.00
OA CON IT PS-FED FUNDS	05.030	3828	1.00	---	---	1.00
OA CON IT E&E-FED FUNDS	05.030	3829	1.00	---	---	1.00

MDA CON IT PS-FED FUNDS	05.030	3830	1.00	---	---	1.00
MDA CON IT E&E-FED FUNDS	05.030	3831	1.00	---	---	1.00
DNR CON IT PS-FED FUNDS	05.030	3832	719,730.00	549,220.98	---	170,509.02
DNR CON IT E&E-FED FUNDS	05.030	3833	1,161,928.00	914,949.62	---	246,978.38
DED CON IT PS-FED FUNDS	05.030	3834	28,382.00	543.90	---	27,838.10
DED CON IT E&E-FED FUNDS	05.030	3835	320,493.00	48,847.47	---	271,645.53
DOLIR CON IT PS-FED FUNDS	05.030	3838	431,781.00	---	---	431,781.00
DOLIR CON IT E&E-FED FUNDS	05.030	3839	4,579,889.00	4,566,460.72	---	13,428.28
DPS CON IT PS-FED FUNDS	05.030	3840	1.00	---	---	1.00
DPS CON IT E&E-FED FUNDS	05.030	3841	48,669.00	---	---	48,669.00
DOC CON IT PS-FED FUNDS	05.030	3842	1.00	---	---	1.00
DOC CON IT E&E-FED FUNDS	05.030	3843	1.00	---	---	1.00
DMH CON IT PS-FED FUNDS	05.030	3844	46,880.00	---	---	46,880.00
DMH CON IT E&E-FED FUNDS	05.030	3845	4,753,218.00	4,479,547.10	---	273,670.90
DHSS CON IT PS-FED FUNDS	05.030	3846	2,311,470.00	1,366,418.60	---	945,051.40
DHSS CON IT E&E-FED FUNDS	05.030	3847	24,267,066.00	5,028,854.21	---	19,238,211.79
DSS CON IT PS-FED FUNDS	05.030	3848	5,919,686.00	5,545,686.22	---	373,999.78
DSS CON IT E&E-FED FUNDS	05.030	3849	23,447,837.00	14,184,346.46	---	9,263,490.54
SAM II REPLACEMENT	05.045	4940	1,500,000.00	---	---	1,500,000.00
Division of Labor Standards Federal Fund (0186)						
DOLIR CON IT E&E-FED FUNDS	05.030	3839	1.00	---	---	1.00
Temporary Assistance for Needy Families Fund (0199)						
DSS CON IT PS-TANF FUNDS	05.030	6570	1,711.00	1,711.00	---	---
DSS CON IT E&E-TANF FUNDS	05.030	6571	9,998,289.00	9,302,517.25	---	695,771.75
Labor and Industrial Relations Federal Stimulus Fund (2375)						
FED DOLIR IT CONSOL E&E	14.020	6945	7,737,001.00	3,293,259.14	---	4,443,741.86
FED DOLIR IT CONSOL PS	14.020	7119	250,000.00	---	---	250,000.00
<u>Division of Purchasing</u>						
Labor and Industrial Relations Administrative Fund (0122)						
PURCHASING PS	05.065	6086	2,639.00	2,486.64	---	152.36
Mental Health Fund (0148)						
PURCHASING PS	05.065	6078	10,166.00	9,598.80	---	567.20
Job Development and Training Fund (0155)						
PURCHASING PS	05.065	6079	1,297.00	1,226.64	---	70.36
<u>Office of Child Advocate</u>						
Office of Administration Fund (0135)						
OFFICE CHILD ADVOCATE PS	05.160	6323	133,743.00	133,743.00	---	---
OFFICE CHILD ADVOCATE E&E	05.160	6324	14,931.00	9,967.98	---	4,963.02

**STATE OF MISSOURI
SUMMARY OF APPROPRIATION ACTIVITY
GENERAL FUND - FEDERAL FUNDS
FOR THE APPROPRIATION YEAR 2021**

	H.B. No.	Appr. No.	Appropriations	Expenditures and Transfers Out	Reappropriations to 2022	Lapse of Appropriations
<u>DEPARTMENT OF AGRICULTURE</u>						
Agriculture Fund (0133)						
AGRICULTURE LEASING	13.005	4227	4,590.00	3,134.00	---	1,456.00
AGRICULTURE STATE OWNED	13.010	7677	25,335.00	25,334.68	---	0.32
<u>Office of the Director</u>						
Agriculture Fund (0133)						
DIRECTOR'S OFFICE E&E	06.005	0531	284,883.00	---	---	284,883.00
DIR OFFICE FED PS	06.005	3234	208,541.00	163,757.07	---	44,783.93
DIR OFFICE FED E&E	06.005	3257	1,184,155.00	339,357.35	---	844,797.65
<u>Division of Animal Health</u>						
Agriculture Fund (0133)						
ANIMAL HEALTH ADMIN PS	06.080	0245	895,053.00	784,301.22	---	110,751.78
ANIMAL HEALTH ADMIN E&E	06.080	8829	588,783.00	478,468.50	---	110,314.50
Agriculture Federal Stimulus Fund (2395)						
ANIMAL HEALTH ADMN EE-CRF	06.080	6989	20,000,000.00	---	---	20,000,000.00
<u>Division of Grain Inspection and Warehousing</u>						
Agriculture Fund (0133)						
GRAIN REGULATORY SVS PS	06.090	6119	37,819.00	3,733.95	---	34,085.05
GRAIN REGULATORY SVS E&E	06.090	6120	36,211.00	284.96	---	35,926.04
<u>Division of Plant Industries</u>						
Agriculture Fund (0133)						
PLANT INDUSTRIES PRGM PS	06.100	0255	958,361.00	812,165.49	---	146,195.51
PLANT INDUSTRIES PRGM E&E	06.100	0259	1,280,339.00	845,488.09	---	434,850.91
GYPSY MOTH CNTRL PRGM	06.100	1825	60,000.00	---	---	60,000.00
GYPSY MOTH CNTRL PRGM PS	06.100	3559	33,071.00	10,206.00	---	22,865.00
GYPSY MOTH CNTRL PRGM E&E	06.100	3560	11,388.00	5,381.94	---	6,006.06
<u>Division of Weights, Measures and Consumer Protection</u>						
Agriculture Fund (0133)						
WEIGHTS & MEASURES E&E	06.105	2572	50,000.00	---	---	50,000.00
WEIGHTS & MEASURES PS	06.105	6662	40,160.00	27,312.37	---	12,847.63

Agriculture Business Development

Agriculture Fund (0133)

AGRI BUSINESS DEV PS	06.020	5279	65,159.00	19,783.90	---	45,375.10
AGRI BUSINESS DEV E&E	06.020	5280	423,886.00	94,256.86	---	329,629.14

State Land Survey

Agriculture Fund (0133)

LAND SURVEY RESTOR PROJ	06.110	8831	60,000.00	---	---	60,000.00
-------------------------	--------	------	-----------	-----	-----	-----------

DEPARTMENT OF COMMERCE AND INSURANCE

Federal - DCI Fund (0192)

HEALTH INSUR COUNSELING	07.420	0794	1,400,000.00	1,400,000.00	---	---
-------------------------	--------	------	--------------	--------------	-----	-----

DEPARTMENT OF ECONOMIC DEVELOPMENT

Economic Development Fund (0129)

FED GRANTS/DONATIONS	07.010	6148	1,000,000.00	75,000.00	---	925,000.00
----------------------	--------	------	--------------	-----------	-----	------------

Housing Assistance Stimulus Fund (2303)

RENTAL ASST	16.005	7434	324,694,749.00	323,715,323.34	---	979,425.66
-------------	--------	------	----------------	----------------	-----	------------

Housing Assistance Federal Stimulus-2021 Fund (2450)

MORTGAGE ASSISTANCE	15.107	8177	142,000,000.00	13,826,933.60	---	128,173,066.40
---------------------	--------	------	----------------	---------------	-----	----------------

Administrative Services

Economic Development - Community Development

Block Grant Administration Fund (0123)

ADMINISTRATIVE SVS PS	07.140	1018	51,128.00	42,407.82	---	8,720.18
ADMINISTRATIVE SVS E&E	07.140	2275	1,777.00	151.64	---	1,625.36

Regional Engagement Division

Economic Development - Community Development

Block Grant Administration Fund (0123)

REGIONAL ENGAGEMENT PS	07.005	5088	52,098.00	27,760.76	---	24,337.24
------------------------	--------	------	-----------	-----------	-----	-----------

Job Development and Training Fund (0155)

REGIONAL ENGAGEMENT PS	07.005	5089	396,436.00	231,420.20	---	165,015.80
REGIONAL ENGAGEMENT E&E	07.005	5090	58,558.00	10,940.21	---	47,617.79

Business and Community Solutions Division

Economic Development - Community Development

Block Grant - Pass-through Fund (0118)

BUS & COMM REAPPROP E&E	07.030	5104	70,000,000.00	25,010,796.21	---	44,989,203.79
BUS & COMM BUD YR E&E	07.030	5105	35,000,000.00	2,103,308.09	---	32,896,691.91

**STATE OF MISSOURI
SUMMARY OF APPROPRIATION ACTIVITY
GENERAL FUND - FEDERAL FUNDS
FOR THE APPROPRIATION YEAR 2021**

	H.B. No.	Appr. No.	Appropriations	Expenditures and Transfers Out	Reappropriations to 2022	Lapse of Appropriations
Economic Development - Community Development						
Block Grant Administration Fund (0123)						
BUS & COMM SOLUTIONS PS	07.015	5096	979,149.00	746,777.56	---	232,371.44
BUS & COMM SOLUTIONS E&E	07.015	5097	250,251.00	91,566.27	---	158,684.73
Community Service Commission Fund (0197)						
MO COMMUNITY SVS COMM PS	07.070	5113	261,097.00	243,280.32	---	17,816.68
MO COMMUNITY SVS COMM	07.070	5114	6,921,805.00	5,712,695.29	---	1,209,109.71
Economic Development Federal Stimulus Fund (2360)						
BUS & COMM BUD YR E&E	07.030	6728	43,033,423.00	---	---	43,033,423.00
SMALL BUSINESS STIMLS-CRF	07.031	6983	30,000,000.00	---	---	30,000,000.00
<u>Strategy and Performance Division</u>						
Job Development and Training Fund (0155)						
STRATEGY AND PERFORM PS	07.100	5125	67,379.00	61,491.36	---	5,887.64
STRATEGY AND PERFORM E&E	07.100	5126	12,765.00	2,774.48	---	9,990.52
<u>DEPARTMENT OF ELEMENTARY AND SECONDARY EDUCATION</u>						
Vocational Rehabilitation Fund (0104)						
DESE LEASING	13.005	1035	1,772,377.00	1,667,537.89	---	104,839.11
FED GRANTS & DONATIONS PS	02.080	1583	3,500.00	---	---	3,500.00
DESE STATE OWNED	13.010	7660	998,479.00	970,970.40	---	27,508.60
FED GRANTS & DONATIONS EE	02.080	9052	46,500.00	---	---	46,500.00
Elementary and Secondary Education Fund (0105)						
DESE LEASING	13.005	1034	5,537.00	5,257.15	---	279.85
FED GRANTS & DONATIONS	02.080	4206	14,950,000.00	270,373.74	---	14,679,626.26
SCHOOL SAFETY PROGRAM	02.066	6951	2,000,000.00	---	---	2,000,000.00
DESE STATE OWNED	13.010	7661	388,900.00	388,899.12	---	0.88
Assistive Technology Fund (0188)						
DESE LEASING	13.005	2486	38,633.00	31,469.08	---	7,163.92
Elementary and Secondary Education Federal Stimulus Fund (2300)						
K-12 CARES ACT SUPP-CRF	02.018	6765	2,000,000,000.00	---	---	2,000,000,000.00

Elementary and Secondary Education Federal Emergency Relief Fund (2305)							
GOV K-12 DISTRIBUTION	02.016	6722	208,443,000.00	112,490,909.07	---	95,952,090.93	
CARES ACT GOVERNORS FUND	02.017	6883	30,000,000.00	14,144,301.40	---	15,855,698.60	
ESSER II	15.006	7511	522,703,375.00	199,022,694.65	---	323,680,680.35	
GEER II	15.007	7516	7,284,647.00	---	---	7,284,647.00	
EANS	15.007	7517	67,550,224.00	2,719,127.95	---	64,831,096.05	

**Division of Financial and Administrative
Services**

Elementary and Secondary Education Fund (0105)							
SCHOOL NUTRITION SERVICES	02.020	0496	318,031,026.00	169,083,558.36	---	148,947,467.64	
DIV OF GENERAL ADMIN PS	02.005	0538	2,013,272.00	1,846,779.26	---	166,492.74	
DIV OF GENERAL ADMIN E&E	02.005	2296	692,687.00	498,576.34	---	194,110.66	
REFUNDS	02.010	7893	50,000.00	177.25	---	49,822.75	
Elementary and Secondary Education Federal Stimulus Fund (2300)							
SCHOOL NUTRITION SERVICES	14.005	6943	75,658,549.00	31,908,494.64	---	43,750,054.36	

Division of Learning Services

Elementary and Secondary Education Fund (0105)							
TITLE I	02.125	0500	260,000,000.00	259,082,437.45	---	917,562.55	
VOC ED-DISTRIBUTIONS	02.110	0513	23,000,000.00	20,725,524.45	---	2,274,475.55	
EARLY CHILDHOOD PROGRAM	02.095	0947	500,000.00	322,530.68	---	177,469.32	
SCHOOL AGE AFTERSCHL PROG	02.100	0948	21,577,278.00	18,149,206.12	---	3,428,071.88	
TEACHER OF THE YEAR	02.165	1201	40,000.00	382.00	---	39,618.00	
SPECIAL EDUCATION-GRANT	02.200	2265	244,873,391.00	231,296,823.60	---	13,576,567.40	
TROOPS TO TEACHERS E&E	02.195	2435	95,000.00	760.12	---	94,239.88	
STUD SUPP & ACAD ENRCHMNT	02.155	2971	21,000,000.00	15,147.85	---	20,984,852.15	
FEDERAL REFUGEES	02.160	3033	300,000.00	259,294.29	---	40,705.71	
FIRST STEPS	02.210	4580	10,993,757.00	9,716,948.34	---	1,276,808.66	
HOMELESS & COMP SCHL HLTH	02.130	4600	1,500,000.00	1,187,936.50	---	312,063.50	
MISSOURI HEALTHY SCHLS EE	02.120	5024	283,148.00	258,188.36	---	24,959.64	
FED GRANTS & DONATIONS	02.095	5428	11,200,000.00	5,447,878.58	---	5,752,121.42	
PERFORM BASED ASSESSMENT	02.105	5632	7,800,000.00	5,403,101.69	---	2,396,898.31	
RURAL/LOW INC SCHL GRANTS	02.145	5875	3,500,000.00	2,465,682.78	---	1,034,317.22	
LANGUAGE ACQUISITION	02.150	5876	5,800,000.00	4,571,639.76	---	1,228,360.24	
TITLE II EFFECTV INSTRCTN	02.140	6218	44,000,000.00	33,248,541.32	---	10,751,458.68	
DIV OF LEARNING SRVS PS	02.090	7812	6,878,045.00	5,931,503.63	---	946,541.37	
DIV OF LEARNING SRVS E&E	02.090	7813	3,700,570.00	2,238,972.71	---	1,461,597.29	
ADULT ED & LITERACY	02.185	9428	9,999,155.00	7,866,331.90	---	2,132,823.10	
Charter Public School Commission Fund (0175)							
CHARTER PUB SCHL FED E&E	02.255	9260	500,000.00	---	---	500,000.00	

**STATE OF MISSOURI
SUMMARY OF APPROPRIATION ACTIVITY
GENERAL FUND - FEDERAL FUNDS
FOR THE APPROPRIATION YEAR 2021**

	H.B. No.	Appr. No.	Appropriations	Expenditures and Transfers Out	Reappropriations to 2022	Lapse of Appropriations
Elementary and Secondary Education Federal Stimulus Fund (2300)						
MISSOURI HEALTHY SCHOOLS	14.010	7154	266,463.00	217,344.04	---	49,118.96
<u>Office of Special Education</u>						
Elementary and Secondary Education Fund (0105)						
BOARD OPERATED PS	02.015	0020	759,015.00	92,560.73	---	666,454.27
BOARD OPERATED E&E	02.015	2301	4,004,450.00	1,054,750.84	---	2,949,699.16
BD OPERATING MEDICAID E&E	02.015	3574	3,000,000.00	603,324.30	---	2,396,675.70
Assistive Technology Fund (0188)						
MO ASSISTIVE TECH-PS	02.275	2346	216,822.00	166,050.00	---	50,772.00
MO ASSISTIVE TECH-EE	02.275	2350	570,706.00	391,434.78	---	179,271.22
<u>Office of Adult Learning and Rehabilitation Services</u>						
Vocational Rehabilitation Fund (0104)						
VOCATIONAL REHAB GRANT	02.170	0507	51,877,223.00	36,370,805.17	---	15,506,417.83
DISABILITY DETERMIN GRANT	02.175	0512	24,162,577.00	16,350,061.42	---	7,812,515.58
ADULT LEARN&REHAB SERV PS	02.090	0523	32,144,173.00	29,845,037.44	---	2,299,135.56
VOC REHAB GRANT FROM DMH	02.170	1294	1,000,000.00	1,000,000.00	---	---
ADULT LEARN&REHAB SERV EE	02.090	2317	3,579,770.00	1,968,240.57	---	1,611,529.43
INDEPENDENT LIVING CNTRS	02.180	2808	1,402,546.00	1,330,641.70	---	71,904.30
REFUNDS	02.010	8855	20,000.00	16,575.99	---	3,424.01
<u>DEPARTMENT OF HIGHER EDUCATION AND WORKFORCE DEVELOPMENT</u>						
Job Development and Training Fund (0155)						
HIGHER EDUCATION LEASING	13.005	5620	1,332,706.00	998,691.22	---	334,014.78
DHEWD STATE OWNED	13.010	5622	470,457.00	458,023.68	---	12,433.32
Higher Education and Workforce Development Federal Emergency Relief Fund (2315)						
DHEWD-IHE DISTRIBTN SUPP	03.007	6723	23,643,000.00	23,643,000.00	---	---
<u>Higher Education Administration</u>						
Higher Education Fund (0116)						
FED GRANTS/DONATIONS E&E	03.030	5316	999,000.00	---	---	999,000.00
FED GRANTS/DONATIONS	03.030	6229	1,000.00	---	---	1,000.00

State Colleges and Universities

Higher Education and Workforce Development

Stimulus Fund (2310)

CROWDER COLLEGE-CRF	03.200	6768	1,718,186.00	---	---	1,718,186.00
CROWDER COLLEGE M&R-CRF	03.200	6772	65,732.00	---	---	65,732.00
CROWDER COLLEGE EQ-CRF	03.200	6775	133,645.00	---	---	133,645.00
EAST CENTRAL COLLEGE-CRF	03.200	6776	1,622,326.00	---	---	1,622,326.00
EAST CENTRAL COLL M&R-CRF	03.200	6777	47,965.00	---	---	47,965.00
EAST CENTRAL COLLG EQ-CRF	03.200	6781	126,188.00	---	---	126,188.00
JEFFERSON COLLEGE-CRF	03.200	6786	2,326,275.00	---	---	2,326,275.00
JEFFERSON COLLEGE M&R-CRF	03.200	6787	114,448.00	---	---	114,448.00
JEFFERSON COLLEGE EQ-CRF	03.200	6788	180,943.00	---	---	180,943.00
METROPOLITAN COM COLL-CRF	03.200	6789	9,402,075.00	---	---	9,402,075.00
METROPOLITAN COLL M&R-CRF	03.200	6790	395,635.00	---	---	395,635.00
METROPOLITAN COMM EQ-CRF	03.200	6791	731,315.00	---	---	731,315.00
MINERAL AREA COLLEGE-CRF	03.200	6792	1,691,577.00	---	---	1,691,577.00
MINERAL AREA COLL M&R-CRF	03.200	6793	68,720.00	---	---	68,720.00
MINERAL AREA COLLG EQ-CRF	03.200	6794	131,575.00	---	---	131,575.00
MOBERLY AREA COM COLL-CRF	03.200	6795	1,904,480.00	---	---	1,904,480.00
MOBERLY AREA COLL M&R-CRF	03.200	6800	45,518.00	---	---	45,518.00
MOBERLY AREA COMM EQ-CRF	03.200	6801	148,135.00	---	---	148,135.00
NORTH CENTRAL MO COLL-CRF	03.200	6807	811,508.00	---	---	811,508.00
NORTH CENTRAL COLL M&R-CRF	03.200	6809	16,606.00	---	---	16,606.00
NORTH CENTRAL MO EQ-CRF	03.200	6812	63,121.00	---	---	63,121.00
OZARKS TECH COM COLL-CRF	03.200	6813	4,398,254.00	---	---	4,398,254.00
OZARKS TECH COLL M&R-CRF	03.200	6814	68,116.00	---	---	68,116.00
OZARKS TECH COMM EQ-CRF	03.200	6815	342,106.00	---	---	342,106.00
ST CHARLS CNTY CM COL-CRF	03.200	6816	2,760,428.00	---	---	2,760,428.00
ST CHARLES COLL M&R-CRF	03.200	6817	63,893.00	---	---	63,893.00
ST CHARLES CNT COM EQ-CRF	03.200	6818	214,713.00	---	---	214,713.00
ST LOUIS COM COLLEGE-CRF	03.200	6819	12,960,637.00	---	---	12,960,637.00
ST LOUIS COLLEGE M&R-CRF	03.200	6820	473,822.00	---	---	473,822.00
ST LOUIS COMMUNTY EQ-CRF	03.200	6821	1,008,108.00	---	---	1,008,108.00
STATE FAIR COM COLL-CRF	03.200	6822	1,858,709.00	---	---	1,858,709.00
STATE FAIR COLL M&R-CRF	03.200	6823	64,102.00	---	---	64,102.00
STATE FAIR COMMUN EQ-CRF	03.200	6824	144,575.00	---	---	144,575.00
THREE RIVERS COM COLL-CRF	03.200	6825	1,588,805.00	---	---	1,588,805.00
THREE RIVERS COLL M&R-CRF	03.200	6826	41,015.00	---	---	41,015.00
THREE RIVERS COMM EQ-CRF	03.200	6827	123,581.00	---	---	123,581.00
STATE TECH COLL OF MO-CRF	03.205	6828	2,010,124.00	---	---	2,010,124.00
UNIVERSTY OF CNTRL MO-CRF	03.210	6829	18,446,119.00	---	---	18,446,119.00
SOUTHEAST MO ST UNIV-CRF	03.215	6830	15,293,156.00	---	---	15,293,156.00
MO STATE UNIVERSITY-CRF	03.220	6831	31,333,687.00	---	---	31,333,687.00
LINCOLN UNIVERSITY-CRF	03.225	6832	7,156,731.00	---	---	7,156,731.00

**STATE OF MISSOURI
SUMMARY OF APPROPRIATION ACTIVITY
GENERAL FUND - FEDERAL FUNDS
FOR THE APPROPRIATION YEAR 2021**

	H.B. No.	Appr. No.	Appropriations	Expenditures and Transfers Out	Reappropriations to 2022	Lapse of Appropriations
TRUMAN ST UNIVERSITY-CRF	03.230	6834	13,886,774.00	---	---	13,886,774.00
NORTHWEST MO ST UNIV-CRF	03.235	6835	10,395,373.00	---	---	10,395,373.00
MO SOUTHERN ST UNIV-CRF	03.240	6836	8,010,414.00	---	---	8,010,414.00
MO WESTERN ST UNIV-CRF	03.245	6837	7,415,585.00	---	---	7,415,585.00
HARRIS STOWE ST UNIV-CRF	03.250	6838	3,487,087.00	---	---	3,487,087.00
UNIV OF MISS CAMPUSES-CRF	03.255	6839	138,745,625.00	---	---	138,745,625.00
Federal Budget Stabilization Fund (2390)						
STATE TECH COLLEGE OF MO	03.205	6952	549,415.00	549,415.00	---	---
UNIVERSITY OF CENTRAL MO	03.210	6956	4,928,740.00	4,928,740.00	---	---
SOUTHEAST MO STATE UNIV	03.215	6962	4,094,371.00	4,094,371.00	---	---
MO STATE UNIVERSITY	03.220	6963	8,433,094.00	8,433,094.00	---	---
LINCOLN UNIVERSITY	03.225	6964	1,576,580.00	1,576,580.00	---	---
TRUMAN STATE UNIVERSITY	03.230	6965	3,708,416.00	3,708,416.00	---	---
NORTHWEST MO STATE UNIV	03.235	6966	2,784,388.00	2,784,388.00	---	---
MO SOUTHERN ST UNIVERSITY	03.240	6967	2,159,973.00	2,159,973.00	---	---
MO WESTERN ST UNIVERSITY	03.245	6968	1,985,243.00	1,985,243.00	---	---
HARRIS STOWE ST UNIV	03.250	6969	931,228.00	931,228.00	---	---
UNIV OF MISSOURI CAMPUSES	03.255	6974	36,939,413.00	36,939,413.00	---	---
UMSL-BIOTECH	03.265	6975	133,378.00	---	---	133,378.00
STATE HISTORICAL SOCIETY	03.285	6976	288,022.00	---	---	288,022.00
UM PREC MED BUD STABLZTN	03.255	7017	10,000,000.00	10,000,000.00	---	---
<u>Division of Workforce Development</u>						
Job Development and Training Fund (0155)						
MO ECO RES INFO CNTR PS	03.135	5158	1,203,106.00	877,989.22	---	325,116.78
WORKFORCE DEVELOPMENT PS	03.135	5160	16,323,411.00	10,298,178.37	---	6,025,232.63
WORKFORCE DEVELOPMENT E&E	03.135	5161	2,938,127.00	1,049,179.44	---	1,888,947.56
STL PRE-APPRENTICESHIP	03.140	5165	300,000.00	18,000.00	---	282,000.00
KC PRE-APPRENTICESHIP	03.140	5166	100,000.00	---	---	100,000.00
JOB TRAINING	03.140	5168	66,750,000.00	29,959,162.12	---	36,790,837.88
TAA & JTPA PROGRAMS	03.140	5169	8,000,000.00	1,743,903.48	---	6,256,096.52
MISSION ST LOUIS	03.140	5170	600,000.00	---	---	600,000.00
MO ECO RES INFO CNTR E&E	03.135	5175	272,639.00	45,319.50	---	227,319.50
PRE-APPRENTICESHIP KC	03.140	5741	250,000.00	7,584.03	---	242,415.97
Show-Me Heroes Fund (0995)						
WORKFORCE DEVELOPMENT	03.135	5162	500,000.00	577.96	---	499,422.04

Higher Education and Workforce Development
Stimulus Fund (2310)

JOB TRAINING	14.015	7108	1,332,000.00	254,967.61	---	1,077,032.39
--------------	--------	------	--------------	------------	-----	--------------

DEPARTMENT OF HEALTH AND SENIOR SERVICES

Health Fund (0143)

HEALTH LEASING	13.005	4182	1,952,705.00	1,782,764.06	---	169,940.94
HEALTH STATE OWNED	13.010	7758	1,062,780.00	945,255.31	---	117,524.69
DHSS - INSTITUTIONAL	13.015	8142	10,789.00	10,789.00	---	---

Office of the Director

Health Fund (0143)

MEDICAL LOAN PROGRAM	10.745	3934	425,000.00	425,000.00	---	---
PUBLIC HEALTH LAB PS	10.765	4174	1,172,750.00	651,228.28	---	521,521.72
PUBLIC HEALTH LAB E&E	10.765	4175	2,297,686.00	1,473,657.85	---	824,028.15
OFC OF MINORITY HLTH PS	10.750	7146	33,431.00	27,523.42	---	5,907.58
DIRECTOR'S OFFICE PS	10.600	8445	384,056.00	384,037.15	---	18.85
DIRECTOR'S OFFICE E&E	10.600	8446	65,910.00	41,508.31	---	24,401.69

Administration

Health Fund (0143)

FEDERAL GRANTS E&E	10.625	2123	3,000,001.00	40,717.60	---	2,959,283.40
FEDERAL GRANTS PS	10.625	3946	107,173.00	---	---	107,173.00
ADMIN SHARED EXPENSES E&E	10.605	6806	50,277.00	9,554.24	---	40,722.76
REFUNDS	10.620	7330	100,000.00	3,407.58	---	96,592.42
DIVISION OF ADMIN PS	10.605	7695	3,109,463.00	2,746,687.85	---	362,775.15
DIVISION OF ADMIN E&E	10.605	7696	1,604,286.00	672,055.30	---	932,230.70

Division of Community and Public Health

Health Fund (0143)

DIV COMM&PUBLIC HLTH PS	10.700	1217	14,481,960.00	13,706,432.05	---	775,527.95
DIV COMM&PUBLIC HLTH E&E	10.700	1218	4,646,218.00	1,904,415.96	---	2,741,802.04
DIV COMM&PUBLIC HLTH PROG	10.710	1256	36,263,838.00	20,577,635.65	---	15,686,202.35
MEDICATIONS	10.710	1493	66,981,343.00	52,037,661.39	---	14,943,681.61
SUMMER FOOD SVS PRGM DIST	10.735	1662	99,944,478.00	99,411,034.51	---	533,443.49
DCPH MEDICAID PS	10.700	1964	1,415,004.00	1,319,852.16	---	95,151.84
DCPH MEDICAID E&E	10.700	1966	57,954.00	6,903.63	---	51,050.37
DCPH PROG MEDICAID	10.710	1974	250,980.00	210,100.94	---	40,879.06
BRAIN INJRY SVS MEDICAID	10.710	2002	191,947.00	142,774.06	---	49,172.94
OFFICE OF EMERG COORD E&E	10.755	5641	11,530,305.00	7,769,779.63	---	3,760,525.37
OFFICE OF EMERG COORD PS	10.755	5903	1,833,268.00	1,119,453.13	---	713,814.87

**STATE OF MISSOURI
SUMMARY OF APPROPRIATION ACTIVITY
GENERAL FUND - FEDERAL FUNDS
FOR THE APPROPRIATION YEAR 2021**

	H.B. No.	Appr. No.	Appropriations	Expenditures and Transfers Out	Reappropriations to 2022	Lapse of Appropriations
WOMENS HLTH INITIAT PS	10.720	6032	1,278,034.00	962,752.25	---	315,281.75
WOMENS HLTH INITIAT EE	10.720	6033	153,841.00	42,891.66	---	110,949.34
WOMENS HLTH INITIAT PROG	10.720	6036	5,139,111.00	3,916,539.70	---	1,222,571.30
SHOW-ME HLTHY WOMENS PS	10.720	6038	403,640.00	380,131.32	---	23,508.68
SHOW-ME HLTHY WOMENS EE	10.720	6039	33,620.00	23,975.55	---	9,644.45
SHOW-ME HLTHY WOMENS PRG	10.720	6040	1,860,512.00	1,382,071.17	---	478,440.83
WOMEN'S HEALTH SRVC	10.725	6444	5,282,836.00	---	---	5,282,836.00
SEXUAL VIOLNC VIC SVC E&E	10.720	6475	5,343.00	5,340.56	---	2.44
SEXUAL VIOLNC VICTIMS SVC	10.720	6476	786,791.00	786,791.00	---	---
WIC SUPP FOOD DISTRIBUT	10.735	7730	40,211,984.00	33,314,252.74	---	6,897,731.26
OPCRH PS	10.740	8175	818,948.00	661,451.60	---	157,496.40
OPCRH E&E	10.740	8176	360,771.00	248,752.44	---	112,018.56
OPCRH PROGRAM	10.740	8183	1,261,607.00	1,092,704.00	---	168,903.00
LOCAL PUBLIC HLT	10.705	8397	9,900,000.00	7,600,118.63	---	2,299,881.37
CHILD-ADULT CARE FOOD PRG	10.735	8456	75,935,867.00	75,177,142.38	---	758,724.62
TOBACCO CESSATION	10.715	9012	50,000.00	11,295.50	---	38,704.50
BRAIN INJURY WAIVER E&E	10.710	9861	500,000.00	3,404.13	---	496,595.87
ADOLESCENT HEALTH E&E	10.700	9984	133,521.00	29,862.68	---	103,658.32
ADOLESCENT HEALTH PROG	10.710	9986	2,086,539.00	1,295,787.73	---	790,751.27
Mental Health Fund (0148)						
EPILEPSY EDUCATION E&E	10.710	6912	50,000.00	---	---	50,000.00
Health and Senior Services Federal Stimulus Fund (2350)						
DIV COMM&PUBLIC HLTH PROG	10.710	6736	224,981.00	---	---	224,981.00
CORONAVIRUS RSPNSE PS-CRF	14.070	6737	732,279.00	51,124.68	---	681,154.32
CORONAVIRUS RESPONSE EE	10.755	6740	30,461,800.00	9,335,880.59	---	21,125,919.41
OPCRH E&E	10.740	6742	4,050,000.00	3,259,289.73	---	790,710.27
MEDICATIONS	10.710	6847	401,508.00	311,258.03	---	90,249.97
CHILD NUTRITION PROG	10.735	6872	185,000,000.00	184,983,430.65	---	16,569.35
POISON CONTROL HOTLINE EE	10.755	6873	100,000.00	---	---	100,000.00
RURAL HOSPITAL GRANTS-CRF	10.741	6913	35,000,000.00	---	---	35,000,000.00
COVID19 ELC ENH DET-PS	14.070	7100	542,764.00	432,545.51	---	110,218.49
COVID19 ELC ENH DET-EE	14.070	7102	134,094,849.00	24,626,317.53	---	109,468,531.47
COVID19 ELC ENH DET SP-PS	15.162	7849	3,049,467.00	27,810.78	---	3,021,656.22
CORONAVIRUS RSPNS SP PS	15.162	7850	256,713.00	12,236.99	---	244,476.01
CORONAVIRUS RSPNS SP EE	15.162	7851	3,108,932.00	106,848.00	---	3,002,084.00
CDC COVID-19 VCCN GRNT PS	15.162	7853	200,000.00	---	---	200,000.00
CDC COVID-19 VCCN GRNT EE	15.162	7854	19,800,000.00	1,931,925.03	---	17,868,074.97

Division of Senior and Disability Services

Health Fund (0143)							
HCS MEALS	10.825	1085	6,955,359.00	6,937,270.72	---	18,088.28	
DIV SENIOR&DISABILITY PS	10.800	1260	2,972,990.00	2,869,076.14	---	103,913.86	
DIV SENIOR&DISABILITY E&E	10.800	1261	436,917.00	106,983.36	---	329,933.64	
DSDS MEDICAID PS	10.800	2012	8,048,119.00	7,693,456.05	---	354,662.95	
DSDS MEDICAID E&E	10.800	2013	794,163.00	302,581.64	---	491,581.36	
IN HOME SVS MEDICAID	10.815	2029	284,033,635.00	272,340,562.52	---	11,693,072.48	
ADULT PROTECTIVE SERV PRG	10.805	2980	167,028.00	32,300.40	---	134,727.60	
AAA CONTRACTS	10.825	2981	27,544,641.00	13,472,045.34	---	14,072,595.66	
CONSUMER DIRECT	10.810	3930	350,631,710.00	346,639,103.73	---	3,992,606.27	
AAA SERVICES	10.825	6702	15,000,000.00	---	---	15,000,000.00	
HCBS REASSESSMENT	10.800	8256	850,000.00	850,000.00	---	---	
HCBS REASSESSMENT PS	10.800	8824	669,508.00	669,496.82	---	11.18	
Health and Senior Services Federal Stimulus Fund (2350)							
AAA SERVICES	10.825	6743	18,000,000.00	14,768,427.37	---	3,231,572.63	

Division of Regulation and Licensure

Health Fund (0143)							
DIV OF REG&LICENSURE PS	10.900	1266	8,847,147.00	7,217,772.44	---	1,629,374.56	
DIV OF REG&LICENSURE E&E	10.900	1269	1,611,904.00	1,604,814.93	---	7,089.07	
CHILD CARE IMPROVE PRGM	10.905	1812	436,675.00	338,978.41	---	97,696.59	
DRL MEDICAID PS	10.900	2018	4,071,127.00	3,605,519.01	---	465,607.99	
DRL MEDICAID E&E	10.900	2021	374,187.00	228,925.21	---	145,261.79	
Health and Senior Services Federal Stimulus Fund (2350)							
DIV OF REG&LICENSURE PS	10.900	6874	700,000.00	687,510.99	---	12,489.01	
DIV OF REG&LICENSURE E&E	10.900	6875	300,000.00	40,151.07	---	259,848.93	

DEPARTMENT OF TRANSPORTATION

Multimodal Operations Fund (0126)							
GRANTS-SEC 5303	04.500	0437	1,000,000.00	83,171.72	---	916,828.28	
GRANTS-SEC 5309 (SEC 3)	04.495	1316	1,000,000.00	25,933.22	---	974,066.78	
RETIREMENT	04.406	6428	192,845.00	154,657.40	---	38,187.60	
MEDICAL LIFE EAP	04.407	6434	54,761.00	46,227.06	---	8,533.94	
FED RAIL PORT & FRT ASST	04.545	8158	26,000,000.00	---	---	26,000,000.00	
BUS & BUS FAC TRNSIT GRNT	04.505	8249	9,900,000.00	530,692.00	---	9,369,308.00	
CI GRANTS SEC 5310 (16)	04.480	8493	10,600,000.00	833,109.95	---	9,766,890.05	
RURAL FORMULA TRANS GRNTS	04.490	8726	31,450,000.00	3,129,776.09	---	28,320,223.91	
STATE SAFETY OVERSIGHT	04.510	8785	505,962.00	257,118.47	---	248,843.53	
MULTIMODAL OPS ADMIN PS	04.460	8901	332,490.00	291,045.19	---	41,444.81	
MULTIMODAL OPS ADMIN E&E	04.460	8902	269,600.00	10,402.53	---	259,197.47	

**STATE OF MISSOURI
SUMMARY OF APPROPRIATION ACTIVITY
GENERAL FUND - FEDERAL FUNDS
FOR THE APPROPRIATION YEAR 2021**

	H.B. No.	Appr. No.	Appropriations	Expenditures and Transfers Out	Reappropriations to 2022	Lapse of Appropriations
FEDERAL AVIATION ASSIST	04.535	8905	45,082,000.00	39,117,245.00	---	5,964,755.00
ORGANIZATIONAL DUES	04.400	9169	5,000.00	5,000.00	---	---
Transportation - Highway Safety Fund (0149)						
HWY SAFETY GRANTS CHK PTS	04.440	3350	1.00	---	---	1.00
MAINTENANCE PS	04.440	6309	336,772.00	294,213.55	---	42,558.45
MAINTENANCE E&E	04.440	6310	54,800.00	5,297.57	---	49,502.43
HIGHWAY SAFETY GRANTS	04.440	6314	18,999,999.00	14,561,603.48	---	4,438,395.52
RETIREMENT	04.406	6429	195,328.00	170,643.90	---	24,684.10
MEDICAL LIFE EAP	04.407	6435	63,313.00	57,539.07	---	5,773.93
MCSAP/Division of Transportation Fund (0185)						
MOTOR CARRIER SFTY ASSIST	04.440	6315	3,299,725.00	2,588,286.92	---	711,438.08
Transportation Federal Stimulus Fund (2320)						
NONURBAN TRANST GRANTS	04.490	6726	62,270,760.00	19,415,204.53	---	42,855,555.47
FEDERAL AVIATION ASST	04.535	6855	19,870,044.00	1,539,765.00	---	18,330,279.00
Federal Budget Stabilization Fund (2390)						
TRANSP COST-SHARE PRG	04.435	7009	25,000,000.00	---	---	25,000,000.00
<u>DEPARTMENT OF LABOR AND INDUSTRIAL RELATIONS</u>						
Labor and Industrial Relations - Commission on Human Rights Fund (0117)						
DOLIR LEASING	13.005	2464	11,061.00	7,825.95	---	3,235.05
DOLIR STATE OWNED	13.010	7714	69,469.00	60,734.08	---	8,734.92
Labor and Industrial Relations Administrative Fund (0122)						
DOLIR LEASING	13.005	2625	2,327.00	96.00	---	2,231.00
DOLIR STATE OWNED	13.010	7715	437,639.00	323,300.32	---	114,338.68
Division of Labor Standards Federal Fund (0186)						
DOLIR STATE OWNED	13.010	7721	5,998.00	5,499.64	---	498.36
Unemployment Compensation Administration Fund (0948)						
DOLIR LEASING	13.005	3233	79,239.00	67,615.23	---	11,623.77
DOLIR STATE OWNED	13.010	7723	924,529.00	924,528.64	---	0.36

Labor Director and AdministrationLabor and Industrial Relations Administrative
Fund (0122)

DIRECTOR AND STAFF PS	07.800	1869	2,689,868.00	2,403,527.80	---	286,340.20
DIRECTOR AND STAFF EE	07.800	1870	1,387,664.00	558,586.02	---	829,077.98
LIFE INSURANCE COSTS	07.800	2926	35,000.00	21,077.99	---	13,922.01

Unemployment Compensation Administration
Fund (0948)

ADMIN EMP SEC PS	07.880	0694	18,221,508.00	14,351,799.60	---	3,869,708.40
ADMIN EMP SEC E&E	07.880	0696	11,292,280.00	10,440,022.08	---	852,257.92
DIRECTOR AND STAFF E&E	07.800	5834	1,010,000.00	971,609.72	---	38,390.28

Labor and Industrial Relations Federal
Stimulus Fund (2375)

ADMIN EMP SEC PS	07.880	6863	23,948,454.00	2,368,562.34	---	21,579,891.66
ADMIN EMP SEC E&E	07.880	6864	7,600,846.00	1,689,721.58	---	5,911,124.42

Division of Labor Standards

Division of Labor Standards Federal Fund (0186)

ADMINISTRATION/LS PS	07.820	2320	79,788.00	79,766.38	---	21.62
ADMINISTRATION/LS E&E	07.820	2507	10,330.00	2,955.43	---	7,374.57
ON-SITE CONSULT/LS PS	07.825	5890	753,687.00	602,203.46	---	151,483.54
ON-SITE CONSULT/LS E&E	07.825	5891	290,935.00	85,112.59	---	205,822.41
MINE SAFETY TRNG PRGM PS	07.830	5892	197,282.00	91,722.11	---	105,559.89
MINE SAFETY TRNG PRGM E&E	07.830	5893	147,139.00	18,105.93	---	129,033.07
DLS ADMINISTRATION E&E	07.820	8676	32,670.00	---	---	32,670.00

Division of Employment SecurityUnemployment Compensation Administration
Fund (0948)

EMPLOYMENT & TRAINING PAY	07.885	3910	11,000,000.00	400,000.00	---	10,600,000.00
---------------------------	--------	------	---------------	------------	-----	---------------

Labor and Industrial Relations Federal
Stimulus Fund (2375)

EMPLOYMENT & TRAINING PAY	07.885	6871	51,000,000.00	28,752,235.00	---	22,247,765.00
---------------------------	--------	------	---------------	---------------	-----	---------------

Human Rights CommissionLabor and Industrial Relations - Commission
on Human Rights Fund (0117)

COMM ON HUMAN RIGHTS PS	07.905	5996	719,645.00	486,360.65	---	233,284.35
COMM ON HUMAN RIGHTS E&E	07.905	5998	103,402.00	37,243.08	---	66,158.92

Labor and Industrial Relations CommissionUnemployment Compensation Administration
Fund (0948)

INDUSTRIAL COMMISSION PS	07.815	3094	434,370.00	406,902.92	---	27,467.08
INDUSTRIAL COMMISSION E&E	07.815	3095	24,800.00	14,066.01	---	10,733.99

**STATE OF MISSOURI
SUMMARY OF APPROPRIATION ACTIVITY
GENERAL FUND - FEDERAL FUNDS
FOR THE APPROPRIATION YEAR 2021**

	H.B. No.	Appr. No.	Appropriations	Expenditures and Transfers Out	Reappropriations to 2022	Lapse of Appropriations
<u>DEPARTMENT OF MENTAL HEALTH</u>						
Mental Health Fund (0148)						
MENTAL HEALTH STATE OWNED	13.010	7752	202,996.00	198,469.20	---	4,526.80
<u>Office of the Director</u>						
Mental Health Intergovernmental Transfer Fund (0147)						
REFUNDS	10.025	4411	100.00	---	---	100.00
DMH INTERGOVERNMENTAL	10.050	5906	6,600,000.00	4,466,205.00	---	2,133,795.00
Mental Health Fund (0148)						
DIRECTOR'S OFFICE PS	10.005	0670	80,828.00	21,635.61	---	59,192.39
SHELTER PLUS CARE GRANTS	10.045	1681	14,336,746.00	12,493,186.00	---	1,843,560.00
DIRECTOR'S OFFICE E&E	10.005	2045	52,561.00	27,479.12	---	25,081.88
DMH FEDERAL FUND E&E	10.040	2049	7,602,603.00	1,119,986.61	---	6,482,616.39
STAFF TRAINING	10.020	2247	289,752.00	63,905.94	---	225,846.06
HOUSING FOR VETERANS	10.045	2781	1,000,000.00	855,993.61	---	144,006.39
CARING FOR MISS-FED PS	10.020	3109	6,000.00	---	---	6,000.00
CARING FOR MISS-FED E&E	10.020	3110	951,705.00	40,151.20	---	911,553.80
REFUNDS	10.025	4406	250,000.00	114,403.26	---	135,596.74
OPERATIONAL SUPPORT PS	10.015	5311	1,019,972.00	789,425.13	---	230,546.87
OPERATIONAL SUPPORT E&E	10.015	5312	824,585.00	515,395.31	---	309,189.69
DMH INTERGOVERNMENTAL	10.050	5905	11,900,000.00	8,342,872.00	---	3,557,128.00
STAFF TRAINING PS	10.020	7025	189,407.00	174,289.39	---	15,117.61
DMH FEDERAL FUND PS	10.040	9373	178,756.00	---	---	178,756.00
Mental Health Federal Stimulus Fund (2345)						
PANDEMIC STIPEND-CRF	10.011	6763	8,175,000.00	---	---	8,175,000.00
SAMHSA COVID-19 GRANT	10.017	6876	2,000,000.00	1,000,851.83	---	999,148.17
COVID CRISIS COUNSLNG PS	10.017	6890	636,796.00	280,501.33	---	356,294.67
COVID CRISIS COUNSLNG E&E	10.017	6891	19,363,204.00	5,378,937.98	---	13,984,266.02
<u>Division of Alcohol and Drug Abuse</u>						
Mental Health Fund (0148)						
ADA TREATMENT SVS E&E	10.110	2051	372,819.00	2,084.69	---	370,734.31
ADA ADMIN PS	10.100	2151	975,588.00	780,834.13	---	194,753.87
ADA ADMIN E&E	10.100	2152	1,547,965.00	894,623.90	---	653,341.10
PREVENTION & EDU SVS	10.105	2154	11,713,200.00	7,484,111.13	---	4,229,088.87
SATOP	10.120	3899	407,458.00	---	---	407,458.00

PREVENTION & EDU SVS PS	10.105	4143	155,232.00	113,572.57	---	41,659.43
PREVENTION & EDU SVS E&E	10.105	4144	195,298.00	25,607.82	---	169,690.18
TOBACCO INVESTIGTNS E&E	10.105	4146	90,194.00	---	---	90,194.00
ADA TREATMENT SERVICES	10.110	4149	55,111,817.00	32,665,553.55	---	22,446,263.45
ADA TREATMENT SVS PS	10.110	4150	236,227.00	119,379.42	---	116,847.58
COMMUNITY 2000	10.105	4650	2,910,484.00	2,454,526.47	---	455,957.53
SCHOOL BASED PREVENTION	10.105	4651	1,264,177.00	888,882.70	---	375,294.30
ADA FED MEDICAID	10.110	6677	53,944,154.00	42,299,257.78	---	11,644,896.22
SATOP PS	10.120	7246	22,688.00	4,951.08	---	17,736.92
ADA PREVENTION PS	10.105	7831	338,402.00	215,561.40	---	122,840.60
ADA PREVENTION E&E	10.105	7832	157,277.00	35,905.80	---	121,371.20

Division of Comprehensive Psychiatric Services

Mental Health Fund (0148)

CTR FOR BEHAV MED PS	10.325	0208	251,970.00	213,365.45	---	38,604.55
METRO STL PSY CTR PS	10.315	0874	444,310.00	149,051.79	---	295,258.21
NW MO PSY REHAB CENTER PS	10.305	1003	820,782.00	276,489.88	---	544,292.12
STL PSY REHAB CTR PS	10.310	1004	450,518.00	162,046.25	---	288,471.75
ADULT COMMUNITY PRGM PS	10.210	1480	230,504.00	177,673.76	---	52,830.24
YOUTH COMMUNITY PRGM PS	10.225	1483	358,920.00	160,453.38	---	198,466.62
HOMELESS MENTALLY ILL	10.210	1686	964,080.00	835,681.16	---	128,398.84
CPS ADMIN PS	10.200	1846	652,216.00	476,133.10	---	176,082.90
CPS ADMIN E&E	10.200	1847	330,877.00	84,131.69	---	246,745.31
ADULT COMMUNITY PRGM E&E	10.210	2054	2,588,657.00	1,161,863.07	---	1,426,793.93
ADULT COMMUNITY PROGRAM	10.210	2055	27,392,556.00	15,871,453.05	---	11,521,102.95
YOUTH COMMUNITY PRGM E&E	10.225	2058	1,171,142.00	566,374.46	---	604,767.54
YOUTH COMMUNITY PROGRAM	10.225	2059	9,137,544.00	4,020,578.81	---	5,116,965.19
SUICIDE PREVENTION PS	10.200	2075	71,026.00	64,762.30	---	6,263.70
ADLT COMMUNITY PRG EAST	10.210	2129	2,000,000.00	838,063.30	---	1,161,936.70
FORENSIC SUPPORT SVS PS	10.220	2630	4,545.00	4,541.22	---	3.78
SEMO MHC-SORTS PS	10.320	2631	29,287.00	25,003.43	---	4,283.57
FULTON HSP PHAR CONTR E&E	10.300	2634	223,224.00	223,224.00	---	---
NW MO PRC PHAR CONTR E&E	10.305	2635	105,903.00	105,903.00	---	---
STL PRC PHAR CONTR E&E	10.310	2636	93,210.00	92,829.52	---	380.48
SEMO MHC PHAR CONTR E&E	10.320	2638	219,538.00	218,846.77	---	691.23
CTR BEHAV MED PHAR CNT EE	10.325	2640	133,930.00	132,642.96	---	1,287.04
HAWTHORN CPH PHAR CNT E&E	10.330	2641	93,210.00	92,561.81	---	648.19
CTR FOR BEHAV MED E&E	10.325	2642	499,327.00	410,535.15	---	88,791.85
MEDICATION COST INCREASES	10.230	2767	916,243.00	---	---	916,243.00
SUICIDE PREVENTION E&E	10.200	4654	1,496,857.00	1,163,802.97	---	333,054.03
HAWTHORN PSY HOSPTL PS	10.330	5567	1,938,898.00	834,115.31	---	1,104,782.69
HAWTHORN PSY HOSPTL E&E	10.330	5568	104,691.00	70,553.14	---	34,137.86
CRISIS COUNSELING GRANT	10.200	6070	750,000.00	479,318.33	---	270,681.67
ADULT CP FED MEDICAID	10.210	6678	241,887,810.00	235,045,131.70	---	6,842,678.30

**STATE OF MISSOURI
SUMMARY OF APPROPRIATION ACTIVITY
GENERAL FUND - FEDERAL FUNDS
FOR THE APPROPRIATION YEAR 2021**

	H.B. No.	Appr. No.	Appropriations	Expenditures and Transfers Out	Reappropriations to 2022	Lapse of Appropriations
YOUTH CP FED MEDICAID	10.225	6679	81,114,126.00	59,979,392.74	---	21,134,733.26
CPS FACILITY SUPPORT-E&E	10.205	6773	4,639,040.00	1,950,925.43	---	2,688,114.57
SOUTHEAST MO MHC PS	10.320	6938	300,712.00	240,569.00	---	60,143.00
CCBHO ACP QIP	10.211	7011	10,240,116.00	---	---	10,240,116.00
CCBHO YCP QIP	10.226	7013	2,560,029.00	---	---	2,560,029.00
NW MO PSY REHAB OVERTIME	10.305	7189	11,762.00	11,762.00	---	---
STL PSY REHAB OVERTIME	10.310	7191	974.00	974.00	---	---
HAWTHORN HOSP OVERTIME	10.330	7194	7,553.00	---	---	7,553.00
METRO STL PSY OVERTIME	10.315	7198	1,195.00	1,065.10	---	129.90
FULTON STATE HOSPITAL PS	10.300	7356	988,596.00	---	---	988,596.00
FULTON STATE HOSPITAL E&E	10.300	7357	395,671.00	29,964.62	---	365,706.38
FORENSIC SUPPORT SVS E&E	10.220	8394	40,001.00	22,883.19	---	17,117.81
Mental Health Federal Stimulus Fund (2345)						
SUICIDE PREVENTION E&E	10.200	6734	900,000.00	372,146.97	---	527,853.03
<u>Division of Developmental Disabilities</u>						
Mental Health Fund (0148)						
BELLEFONTAINE MEDICAID PS	10.525	0886	9,046,868.00	6,832,211.21	---	2,214,656.79
DD COMMUNITY PROGRAMS PS	10.410	1683	991,137.00	922,987.75	---	68,149.25
DD COMMUNITY PROGRAMS E&E	10.410	1684	177,834.00	22,955.90	---	154,878.10
DD-DAY HAB-FED MEDICAID	10.410	1729	14,402,161.00	14,402,161.00	---	---
DD ADMIN PS	10.400	1913	324,020.00	292,369.60	---	31,650.40
DD ADMIN E&E	10.400	1914	759,718.00	300,599.80	---	459,118.20
COMMUNITY PROGRAMS	10.410	1922	3,385,000.00	3,385,000.00	---	---
COMMUNITY PRG-MEDICAID MT	10.410	2074	47,792,597.00	39,364,053.24	---	8,428,543.76
DD COM SUP STAFF PS	10.415	2200	8,270,263.00	7,438,432.13	---	831,830.87
BELLEFONTAINE MEDICAID EE	10.525	2347	645,202.00	243,745.02	---	401,456.98
HIGGINSVILLE MEDICAID PS	10.530	3027	6,415,504.00	3,368,800.98	---	3,046,703.02
KANSAS CITY RO E&E	10.505	3028	111,395.00	19,238.83	---	92,156.17
SIKESTON RO E&E	10.510	3029	27,633.00	4,796.71	---	22,836.29
ST LOUIS RC E&E	10.520	3030	238,727.00	10,240.03	---	228,486.97
TARGETED CASE MGMT MED MT	10.410	3995	920,249.00	552,150.00	---	368,099.00
DEV DISABILITS GRANT PS	10.420	4163	442,162.00	417,686.87	---	24,475.13
DEV DISABILITS GRANT E&E	10.420	4164	1,817,572.00	794,638.48	---	1,022,933.52
ST LOUIS DDTTC MEDICAID PS	10.545	5538	13,044,742.00	10,180,957.26	---	2,863,784.74
ST LOUIS DDTTC MEDICAID EE	10.545	5543	718,695.00	555,735.02	---	162,959.98

DD FED MEDICAID	10.410	6680	679,522,941.00	625,722,344.59	---	53,800,596.41
CENTRAL MO RO PS	10.500	7126	675,859.00	550,187.60	---	125,671.40
KANSAS CITY RO PS	10.505	7129	1,264,752.00	1,166,299.22	---	98,452.78
SIKESTON RO PS	10.510	7133	247,422.00	167,667.67	---	79,754.33
SPRINGFIELD RO PS	10.515	7134	386,979.00	312,971.05	---	74,007.95
ST. LOUIS RO PS	10.520	7135	1,106,331.00	707,011.80	---	399,319.20
CENTRAL MO RO E&E	10.500	7137	110,574.00	11,756.67	---	98,817.33
SPRINGFIELD RO E&E	10.515	7143	41,508.00	16,603.00	---	24,905.00
SW COMM SRVC DD MEDICD PS	10.540	7794	5,120,063.00	3,826,246.86	---	1,293,816.14
SE MO RES SVS MEDICAID PS	10.550	7795	5,274,273.00	5,244,391.43	---	29,881.57
SE MO RES OVERTIME MEDIC	10.550	7796	87,328.00	87,328.00	---	---
HIGGINSVILLE MEDICAID E&E	10.530	7841	366,562.00	360,816.46	---	5,745.54
SW COMM SRVC DD MEDICD EE	10.540	7842	359,918.00	238,822.68	---	121,095.32
SE MO RES SVS MEDICAID EE	10.550	7843	633,271.00	325,181.99	---	308,089.01
BELLEFONTAINE MED OVRTIME	10.525	7942	40,507.00	40,506.94	---	0.06
HIGGINSVILLE HC MED OVT	10.530	7947	96,572.00	96,572.00	---	---
NORTHWEST COM MED PS	10.535	9172	12,900,573.00	10,718,596.67	---	2,181,976.33
NORTHWEST COM MED E&E	10.535	9175	568,202.00	227,566.01	---	340,635.99
TARGETED CASE MGMT MED	10.410	9412	52,138,336.00	52,138,336.00	---	---
SW COMM SVCS OVERTIME	10.540	9442	230,054.00	230,054.00	---	---
Mental Health Federal Stimulus Fund (2345)						
DD ADMIN E&E-CRF	10.400	6877	720,000.00	---	---	720,000.00
DD WAIVER PROVDR COMP-CRF	10.410	6992	20,000,000.00	---	---	20,000,000.00

DEPARTMENT OF NATURAL RESOURCES

Natural Resources Fund (0140)						
REFUND ACCOUNTS	06.385	2736	54,429.00	32,408.55	---	22,020.45
DNR LEASING	13.005	4306	379,991.00	361,778.19	---	18,212.81
DNR STATE OWNED	13.010	7689	260,519.00	255,409.45	---	5,109.55
Abandoned Mine Reclamation Fund (0697)						
REFUND ACCOUNTS	06.385	3545	165.00	---	---	165.00

Department Operations

Natural Resources Fund (0140)						
DEPT OPERATIONS PS	06.200	1810	534,212.00	450,009.34	---	84,202.66
DEPT OPERATIONS E&E	06.200	1811	125,142.00	98,073.11	---	27,068.89

Division of Energy

Natural Resources Fund (0140)						
ENERGY DIV OPERATING PS	06.340	3294	1,307,389.00	934,934.41	---	372,454.59
ENERGY DIV OPERATING E&E	06.340	3296	609,299.00	138,572.83	---	470,726.17
ENERGY EFFICIENT SERVICES	06.345	3297	10,100,800.00	6,153,377.90	---	3,947,422.10
LOW INCOME WEATHRZTN ASST	06.345	6113	8,400,000.00	6,196,841.00	---	2,203,159.00
ENERGY EFFICIENT SERV ENC	06.345	8755	2,000,000.00	---	---	2,000,000.00

**STATE OF MISSOURI
SUMMARY OF APPROPRIATION ACTIVITY
GENERAL FUND - FEDERAL FUNDS
FOR THE APPROPRIATION YEAR 2021**

	H.B. No.	Appr. No.	Appropriations	Expenditures and Transfers Out	Reappropriations to 2022	Lapse of Appropriations
Natural Resources Federal Stimulus Fund (2365)						
LOW INCOME WEATH ASST	06.345	6852	2,029,932.00	1,816,965.00	---	212,967.00
<u>Division of Environmental Quality</u>						
Natural Resources Fund (0140)						
SOIL & WATER CONSERV PS	06.225	1192	259,713.00	224,804.19	---	34,908.81
SOIL & WATER CONSERV E&E	06.225	1193	15,200.00	4,762.12	---	10,437.88
ENVIRONMENTAL QUALITY PS	06.225	1860	315,440.00	280,917.90	---	34,522.10
ENVIRONMENTAL QUALITY E&E	06.225	1871	75,000.00	78.18	---	74,921.82
TECHNCL ASSIST GRANTS DEQ	06.230	2231	350,000.00	171,619.00	---	178,381.00
WATER QUALITY STUDY GRANT	06.240	3476	9,000,000.00	2,447,662.90	---	6,552,337.10
REGIONAL OFFICES PS	06.225	5341	3,442,188.00	3,139,596.33	---	302,591.67
REGIONAL OFFICES E&E	06.225	5350	439,920.00	146,605.04	---	293,314.96
AIR POLLUTION CNTRL PS	06.225	5367	1,075,461.00	490,852.61	---	584,608.39
AIR POLLUTION CNTRL E&E	06.225	5372	145,580.00	19,131.06	---	126,448.94
ENV REMEDIATION PS	06.225	5376	2,869,476.00	2,173,088.75	---	696,387.25
ENV REMEDIATION E&E	06.225	5382	306,388.00	51,614.64	---	254,773.36
ENVIRONMENTAL SVS PS	06.225	5408	1,400,679.00	1,179,922.06	---	220,756.94
ENVIRONMENTAL SVS E&E	06.225	5418	540,448.00	474,891.07	---	65,556.93
WASTE MGMT E&E	06.225	6058	59,200.00	9,885.11	---	49,314.89
WASTE MGMT PS	06.225	6667	884,321.00	728,618.02	---	155,702.98
WATER PROTECTION PRG PS	06.225	7173	2,934,359.00	2,884,412.41	---	49,946.59
WATER PROTECTION PRG E&E	06.225	7177	1,230,359.00	764,291.55	---	466,067.45
CLEANUP CONTROLLED SUBST	06.280	7182	100,000.00	2,006.41	---	97,993.59
AIR POLL CONTROL GRANTS	06.255	7452	1,500,000.00	301,994.37	---	1,198,005.63
DEMONSTRATION PROJECTS	06.250	8046	1,000,000.00	755,252.97	---	244,747.03
CONTAMINATED SITES	06.265	8053	1,175,000.00	178,204.83	---	996,795.17
WATER QUALITY STUDY ENC	06.240	8536	10,000,000.00	---	---	10,000,000.00
<u>Missouri Geological Survey</u>						
Natural Resources Fund (0140)						
MGS OPERATIONS PS	06.300	2401	1,410,641.00	1,247,996.93	---	162,644.07
MGS OPERATIONS E&E	06.300	2408	413,017.00	169,317.14	---	243,699.86
ABANDNED MINE LAND RECLMT	06.315	7455	3,732,500.00	1,339,116.37	---	2,393,383.63
SMALL OPERATOR ASSIST	06.315	7606	1,000.00	---	---	1,000.00

Abandoned Mine Reclamation Fund (0697)							
MGS OPERATIONS E&E	06.300	1196	13.00	---	---		13.00

Missouri State Parks

Natural Resources Fund (0140)							
DNR M&R SPENDING AUTHORITY	18.040	1548	320,670.00	---	---		320,670.00
DNR CI SPENDING AUTHORITY	17.135	1566	179,399.00	---	---		179,399.00
HISTORIC PRESERVATION PS	06.365	1883	426,831.00	415,448.70	---		11,382.30
HISTORIC PRESERVATION E&E	06.365	1884	50,026.00	14,363.88	---		35,662.12
STATE PARK OPERATION PS	06.360	1946	120,275.00	61,267.14	---		59,007.86
STATE PARK OPERATION E&E	06.360	1947	31,306.00	11,375.25	---		19,930.75
DNR M&R SPENDING AUTHORITY	18.040	3224	500,000.00	---	---		500,000.00
DNR M&R SPENDING AUTHORITY	18.040	4722	471,593.00	15,549.00	---		456,044.00
DNR CI SPENDING AUTHORITY	17.145	4916	500,000.00	---	---		500,000.00
DNR CI SPENDING AUTHORITY	17.160	5268	500,000.00	---	---		500,000.00
DNR M&R SPENDING AUTHORITY	18.040	5331	500,000.00	---	---		500,000.00
DNR M&R SPENDING AUTHORITY	18.040	6294	1,500,000.00	---	---		1,500,000.00
DNR CI SPENDING AUTHORITY	19.015	6356	500,000.00	---	500,000.00		---
STATE PARK GRANTS	06.360	7819	450,000.00	131,580.94	---		318,419.06
OUTDOOR RECREATION GRANTS	06.360	7821	7,800,000.00	3,963,991.51	---		3,836,008.49
HISTORIC PRESERV GRANTS	06.365	7822	600,000.00	203,562.93	---		396,437.07
OUTDOOR RECREATION ENC	06.360	8538	17,800,000.00	---	---		17,800,000.00
DNR CI SPENDING AUTHORITY	17.130	9307	355,000.00	1,000.00	---		354,000.00

DEPARTMENT OF PUBLIC SAFETY

State Emergency Management Fund (0145)							
PUBLIC SAFETY LEASING	13.005	7470	7,722.00	6,396.48	---		1,325.52
Missouri Disaster Fund (0663)							
PUBLIC SAFETY STATE OWNED	13.010	9239	216.00	---	---		216.00
Justice Assistance Grant Program Fund (0782)							
PUBLIC SAFETY LEASING	13.005	4215	20.00	7.00	---		13.00

Office of the Director

Public Safety Fund (0152)							
JUV JUS DELINQUENCY PREV	08.010	1377	722,492.00	722,338.57	---		153.43
DIRECTOR ADMIN E&E	08.005	1429	420,154.00	9,939.70	---		410,214.30
VIOLENCE AGAINST WOMEN	08.040	2331	3,194,232.00	2,859,116.95	---		335,115.05
RESIDENTIAL SUBST ABUSE	08.065	3390	742,000.00	280,967.30	---		461,032.70
DIRECTOR ADMIN PS	08.005	4340	338,820.00	244,760.54	---		94,059.46
NATL FORENSIC IMPRV PRGM	08.055	6043	250,000.00	41,554.90	---		208,445.10
DIR ADMIN FED GRANTS PS	08.005	8638	47,750.00	825.50	---		46,924.50
DIR ADMIN FED GRANTS E&E	08.005	8639	3,455,000.00	498,825.71	---		2,956,174.29
HUMAN TRAFFICKING	08.040	9007	100,000.00	---	---		100,000.00

**STATE OF MISSOURI
SUMMARY OF APPROPRIATION ACTIVITY
GENERAL FUND - FEDERAL FUNDS
FOR THE APPROPRIATION YEAR 2021**

	H.B. No.	Appr. No.	Appropriations	Expenditures and Transfers Out	Reappropriations to 2022	Lapse of Appropriations
Coronavirus Emergency Supplemental Fund (0179)						
CORONA EMERG SUPP FUND PS	08.005	6658	675,494.00	9,663.41	---	665,830.59
CORONA EMERG SUPP FUND EE	08.005	6659	10,758,773.00	0.53	---	10,758,772.47
Labor and Industrial Relations - Crime Victims Federal Fund (0191)						
CRIME VICTIMS COMP	08.045	4052	4,200,000.00	4,200,000.00	---	---
CRIME VICTIMS COMP FED PS	08.045	5031	61,800.00	---	---	61,800.00
CRIME VICTIMS COMP FED EE	08.045	5032	160,000.00	36,050.65	---	123,949.35
Public Safety - Homeland Security Fund (0193)						
HOMELAND SECURITY GRNT PS	08.005	7115	1,254,755.00	511,645.11	---	743,109.89
HOMELAND SECURITY GRANTS	08.005	7116	17,998,600.00	5,093,087.87	---	12,905,512.13
Justice Assistance Grant Program Fund (0782)						
DIRECTOR ADMIN PS	08.005	2248	360,479.00	218,814.06	---	141,664.94
DIRECTOR ADMIN E&E	08.005	2250	1,072,687.00	11,805.53	---	1,060,881.47
NARCOTICS CONTROL ASSIST	08.015	2251	4,490,000.00	4,330,930.42	---	159,069.58
State Highway Patrol						
Victims of Crime Act Federal Fund (0146)						
CRIME LABS E&E	08.110	6497	1,000,000.00	341,551.00	---	658,449.00
Public Safety Fund (0152)						
HIGH INTSTY DRUG TRAFFG	08.080	0625	2,598,000.00	2,597,724.15	---	275.85
SHP TECHNICAL SERVICE PS	08.130	0629	464,285.00	377,388.43	---	86,896.57
SHP ACADEMY E&E	08.115	0972	59,655.00	48,587.00	---	11,068.00
VEH & DRIVER SAFETY E&E	08.120	0974	350,000.00	---	---	350,000.00
SHP ENFORCEMENT PS	08.090	1135	5,386,173.00	2,596,775.16	---	2,789,397.84
SHP ENFORCEMENT E&E	08.090	1140	5,853,631.00	2,536,982.68	---	3,316,648.32
SHP TECHNICAL SERVICE E&E	08.130	2284	4,995,285.00	1,866,804.45	---	3,128,480.55
FRINGE BENEFITS PS	08.085	4345	3,985,356.00	2,249,341.02	---	1,736,014.98
FRINGE BENEFITS E&E	08.085	4348	171,691.00	52,689.76	---	119,001.24
STATE WATER PATROL E&E	08.095	5674	2,225,990.00	1,626,051.64	---	599,938.36
ST HWY PATROL LEASING	13.005	7879	8,244.00	7,112.91	---	1,131.09
STATE WATER PATROL PS	08.095	8414	295,054.00	183,848.85	---	111,205.15
CRIME LABS PS	08.110	9478	242,974.00	100,910.58	---	142,063.42
CRIME LABS E&E	08.110	9479	900,000.00	283,978.53	---	616,021.47
Federal Drug Seizure Fund (0194)						
SHP ENFORCEMENT E&E	08.090	7183	400,000.00	394,982.06	---	5,017.94
STATE WATER PATROL E&E	08.095	7184	16,499.00	15,809.43	---	689.57

Alcohol and Tobacco Control

Public Safety Fund (0152)

ALCOHOL & TOBACCO CNTR PS	08.145	3088	432,808.00	189,794.79	---	243,013.21
ALCOHOL & TOBACCO CNTR EE	08.145	3089	397,594.00	132,283.06	---	265,310.94

Adjutant General

Adjutant General Fund (0190)

A G FIELD SUPPORT PS	08.275	0909	107,577.00	80,992.67	---	26,584.33
ADJ GEN D&C NATGD FAC STW	17.200	1475	610,481.00	222,175.95	---	388,305.05
ADJ GEN M&R NAT GUARD FAC	18.065	1476	127,973.00	35,121.06	---	92,851.94
NATIONAL GUARD LEASING	13.005	3195	1,706,086.00	280,435.99	---	1,425,650.01
ADJ GEN M&R NAT GUARD FAC	18.065	3242	926,530.00	805,183.37	---	121,346.63
AVCRAD BASE	17.205	4614	180,285.00	94,434.99	85,850.00	0.01
ADJ GEN D&C NATGD FAC STW	17.205	4615	196,426.00	196,426.00	---	---
ADJ GEN D&C NATGD FAC STW	17.210	5288	18,801,458.00	8,790,990.44	10,010,467.00	0.56
AVCRAD READINESS CNTR	17.215	5291	12,000,000.00	4,356,376.80	7,643,623.00	0.20
AVCRAD BLDG ADDTN SPRGFLD	17.215	5292	40,000,000.00	---	40,000,000.00	---
AVCRAD MAINT HNGR SPRGFLD	17.215	5301	66,000,000.00	---	66,000,000.00	---
MONG STATEWIDE M&R	18.065	5364	12,000,000.00	6,329,613.58	---	5,670,386.42
MONG STATEWIDE M&R	18.065	6332	20,000,000.00	---	---	20,000,000.00
ADJ GEN D&C NATGD FAC STW	19.025	6361	20,000,000.00	669,166.45	19,330,833.00	0.55
CONTRACT SERVICES PS	08.295	6463	12,756,477.00	11,668,290.63	---	1,088,186.37
CONTRACT SERVICES E&E	08.295	6464	16,804,455.00	11,251,246.12	---	5,553,208.88
CONTRACT SERVICES REFUNDS	08.295	6465	865,561.00	46,988.48	---	818,572.52
A G FIELD SUPPORT E&E	08.275	7277	98,417.00	24,820.14	---	73,596.86
Federal Drug Seizure Fund (0194)						
NATIONAL GUARD LEASING	13.005	6060	24,420.00	24,000.00	---	420.00
A G ADMIN E&E	08.255	7185	240,311.00	123,647.63	---	116,663.37

State Emergency Management Agency

Health Fund (0143)

CERT PS	08.300	8789	1,705,039.00	1,110,360.38	---	594,678.62
CERT E&E	08.300	8790	1,059,811.00	497,190.30	---	562,620.70

State Emergency Management Fund (0145)

MERC DISTRIBUTIONS	08.310	0648	750,000.00	225,879.31	---	524,120.69
SEMA GRANT	08.315	1235	19,262,386.00	12,478,288.06	---	6,784,097.94
A G SEMA PS	08.300	1238	1,868,242.00	1,624,211.14	---	244,030.86
A G SEMA E&E	08.300	6466	906,886.00	650,373.32	---	256,512.68

Missouri Disaster Fund (0663)

AG SEMA PS	08.300	8253	369,069.00	368,963.50	---	105.50
AG SEMA E&E	08.300	8254	27,350.00	---	---	27,350.00
SEMA GRANT	08.315	8415	101,108,099.00	79,830,593.96	---	21,277,505.04

Public Safety Federal Stimulus Fund (2330)

SEMA GRANT	14.060	7111	1,860,000.00	1,792,971.42	---	67,028.58
------------	--------	------	--------------	--------------	-----	-----------

**STATE OF MISSOURI
SUMMARY OF APPROPRIATION ACTIVITY
GENERAL FUND - FEDERAL FUNDS
FOR THE APPROPRIATION YEAR 2021**

	H.B. No.	Appr. No.	Appropriations	Expenditures and Transfers Out	Reappropriations to 2022	Lapse of Appropriations
State Emergency Management Federal Stimulus Fund (2335)						
STATE AGENCY DISASTER-CRF	08.315	6729	652,799,325.00	217,393,127.20	---	435,406,197.80
ALT TREATMENT FAC PS-CRF	08.315	6730	35,000,000.00	3,387.92	---	34,996,612.08
SEMA ADMIN & TRAINING	08.315	6850	1,800,000.00	---	---	1,800,000.00
SEMA GRANT-CRF	08.315	6851	10,000,000.00	---	---	10,000,000.00
TASKFORCE 1 EMERGENCS-CRF	08.305	7004	100,000.00	100,000.00	---	---
DESE LEARNING LOSS TESTNG	08.315	7022	2,853,584.00	2,853,583.30	---	0.70
DESE TRANSPORTATION COSTS	08.315	7023	9,100,000.00	9,100,000.00	---	---
DESE ST SCHOOL BUS ROUTES	08.315	7027	1,000,000.00	580,334.19	---	419,665.81
DESE SHELTERED WORKSHOPS	08.315	7028	3,999,731.00	3,999,730.28	---	0.72
DESE DISTANCE LEARNING	08.315	7030	5,582,707.00	5,582,706.42	---	0.58
DHEWD DISTANCE LEARNING	08.315	7032	10,000,000.00	10,000,000.00	---	---
DHEWD COMPUTER BASED TRNG	08.315	7033	2,000,000.00	1,323,000.00	---	677,000.00
DHEWD WORKFORCE DEV BRDS	08.315	7034	147,590.00	147,589.27	---	0.73
DHEWD WORKFORCE TRAINING	08.315	7035	3,033,762.00	3,033,761.81	---	0.19
DHEWD IHE COVID EXPENSES	08.315	7036	115,792,343.00	115,792,342.83	---	0.17
DOR TEMP MVDL OFFICES	08.315	7042	2,000,000.00	1,062,761.78	---	937,238.22
DOR TECH & INFRASTRUCTURE	08.315	7043	79,263.00	79,262.10	---	0.90
DOR TAX & HWY COLL PS	08.315	7044	789,442.00	216,230.54	---	573,211.46
DOR HWY COLL MV/DL E&E	08.315	7046	372,230.00	372,230.00	---	---
OA FMDC PANDEMIC STIPEND	08.315	7047	941,500.00	862,750.00	---	78,750.00
OA ITSD PANDEMIC STIPEND	08.315	7048	192,500.00	169,250.00	---	23,250.00
MCHCP COVID REIMBURSEMENT	08.315	7049	22,000,000.00	18,921,685.27	---	3,078,314.73
MDA MEAT PROC FACILITIES	08.315	7050	20,000,000.00	16,933,770.63	---	3,066,229.37
DED BROADBAND EXPANSION	08.315	7054	12,750,000.00	7,167,234.35	---	5,582,765.65
DED SMALL BUSINESS STIMLS	08.315	7055	17,160,185.00	17,132,703.67	---	27,481.33
DED INNOVATION GRANTS	08.315	7056	748,560.00	748,559.70	---	0.30
DED MANUFACTURER RETOOLNG	08.315	7057	20,000,000.00	20,000,000.00	---	---
DED NONPROFIT STIMULUS	08.315	7058	18,230,969.00	18,230,968.59	---	0.41
DED DMO STIMULUS	08.315	7059	15,204,713.00	15,204,713.00	---	---
DPS MVC PANDEMIC STIPEND	08.315	7060	3,829,000.00	3,469,001.38	---	359,998.62
DOC PANDEMIC STIPEND	08.315	7061	28,578,485.00	27,001,822.13	---	1,576,662.87
DMH PANDEMIC STIPEND	08.315	7062	31,875,000.00	30,315,392.76	---	1,559,607.24
DMH DD WAIVER PROVDR COMP	08.315	7063	20,758,880.00	20,758,879.11	---	0.89
DMH DBH COVID REIMBRMNTS	08.315	7064	10,000,000.00	10,000,000.00	---	---
DMH SUICIDE PREVENTION	08.315	7065	620,000.00	620,000.00	---	---

DMH DD TELEHEALTH	08.315	7066	4,331,832.00	4,331,832.00	---	---
DMH TELEHEALTH TRAINING	08.315	7067	3,500,000.00	3,500,000.00	---	---
DMH BEHAVIORAL HEALTH NET	08.315	7068	100,500.00	100,500.00	---	---
DHSS HCBS COVID RMBRSMNTS	08.315	7072	4,861,352.00	4,861,351.99	---	0.01
DSS DYS PANDEMIC STIPEND	08.315	7073	1,724,500.00	1,645,562.50	---	78,937.50
DSS NURSING FACILITIES	08.315	7074	90,000,000.00	89,056,440.55	---	943,559.45
DSS SNAP EBT E&E	08.315	7075	423,254.00	413,543.38	---	9,710.62
DOLIR UI SYSTEM SUPPORT	08.315	7076	24,500,000.00	21,598,168.19	---	2,901,831.81
DED COMMUNICATNS CAMPAIGN	08.315	7084	3,249,956.00	3,249,955.74	---	0.26
DPS MONG EXPENSES	08.315	7085	5,400,000.00	2,979,673.03	---	2,420,326.97
DHSS CALL CNTR/DATA ENTRY	08.315	7086	170,075.00	170,075.00	---	---
DHSS COVID TESTING	08.315	7088	89,291,600.00	35,108,215.10	---	54,183,384.90
DHSS CONTACT TRCNG/TRCKNG	08.315	7089	11,800,000.00	5,379,351.49	---	6,420,648.51
DHSS LAB INFRASTRUCTURE	08.315	7090	22,360,108.00	9,098,552.55	---	13,261,555.45
DHSS TECH & DATA INFRSTRC	08.315	7091	343,283.00	343,283.00	---	---
DHSS SEWERSHED	08.315	7092	414,081.00	413,831.00	---	250.00
DHSS SURVEILLANCE	08.315	7093	199,583.00	91,794.61	---	107,788.39
DHSS PRV IN HI RSK STTNGS	08.315	7094	1,222,775.00	123,916.44	---	1,098,858.56
DHSS COVID SUPPORT SERVCS	08.315	7095	1,093,350.00	597,960.00	---	495,390.00
DESE HEARING AID DISTRBTN	08.315	7097	100,000.00	100,000.00	---	---
DHSS POISON CONTROL	08.315	7098	500,000.00	500,000.00	---	---
DHSS SALIVA-BASED TESTING	08.315	7104	2,127,000.00	1,507,908.65	---	619,091.35
DOC WASTE WATER TESTING	08.315	7105	181,568.00	181,567.57	---	0.43
DSS FOOD BANKS	08.315	7106	6,500,000.00	6,500,000.00	---	---
DHEWD AMERICAN GRADUATE	08.315	7122	99,999.00	99,999.00	---	---
DESE K-12 SUPPORT	08.315	7158	61,440,933.00	61,440,932.83	---	0.17
DESE IND LIVING CENTERS	08.315	7159	144,658.00	144,657.11	---	0.89
DESE SUBSTITUTE TEACHERS	08.315	7160	2,000,000.00	1,594,882.83	---	405,117.17
DHEWD INDEPENDNT COLLEGES	08.315	7161	9,777,481.00	9,777,480.37	---	0.63
DMH ACCESS TO RECOVERY	08.315	7162	1,000,000.00	1,000,000.00	---	---
DHSS CHILD CARE PROVIDERS	08.315	7164	12,000,000.00	2,470,881.37	---	9,529,118.63
DSS ASST LIVING FACILTIES	08.315	7165	10,000,000.00	4,747,128.72	---	5,252,871.28
COVID DEDICATED PS	08.315	7171	201,000,000.00	55,931,247.27	---	145,068,752.73
DMH SOS PROGRAM	08.315	7186	3,200,000.00	384,334.69	---	2,815,665.31
FRINGE BENEFITS PS	08.315	7192	23,339,723.00	22,895,972.32	---	443,750.68
DHEWD A+ PROGRAM	08.315	7205	4,899,916.00	4,899,915.20	---	0.80
OA BUS ENTERPRISE PORTAL	08.315	7324	2,300,000.00	---	---	2,300,000.00
DPS DMAT	08.315	7325	3,500,000.00	2,425,267.37	---	1,074,732.63
PPE WAREHOUSING	08.315	7383	1,312,800.00	279,802.39	---	1,032,997.61
DED MANUFACTUR RETOOL TWO	08.315	7437	4,500,000.00	1,850,273.44	---	2,649,726.56
COUNTY CRF REPORTING	08.315	7441	1,400,000.00	1,095,861.96	---	304,138.04
RURAL HOSPITALS	08.315	7539	10,000,000.00	5,806,440.00	---	4,193,560.00
DOLIR UI TRUST	08.315	7556	300,000,000.00	300,000,000.00	---	---
DOC COVID RESPONSE E&E	08.315	8139	8,537,000.00	3,137,952.46	---	5,399,047.54
WORKERS COMP PAYMENTS	08.315	8767	200,000.00	184,189.95	---	15,810.05

**STATE OF MISSOURI
SUMMARY OF APPROPRIATION ACTIVITY
GENERAL FUND - FEDERAL FUNDS
FOR THE APPROPRIATION YEAR 2021**

	H.B. No.	Appr. No.	Appropriations	Expenditures and Transfers Out	Reappropriations to 2022	Lapse of Appropriations
<u>Missouri Veterans Commission</u>						
Public Safety Federal Stimulus Fund (2330) PANDEMIC STIPEND-CRF	08.192	6761	2,262,000.00	---	---	2,262,000.00
<u>DEPARTMENT OF REVENUE</u>						
<u>Legal Services Division</u>						
Revenue - Federal Fund (0132)						
LEGAL SERV E&E	04.020	1741	211,427.00	65,690.46	---	145,736.54
LEGAL SERV PS	04.020	6733	225,376.00	85,667.92	---	139,708.08
<u>Administrative Division</u>						
Revenue - Federal Fund (0132)						
ADMINISTRATION PS	04.025	3644	57,116.00	23,703.50	---	33,412.50
ADMINISTRATION E&E	04.025	3645	3,470,006.00	1,645,149.78	---	1,824,856.22
Revenue Federal Stimulus Fund (2380)						
TECH & INFRASTRUCTURE-CRF	04.007	6878	329,066.00	---	---	329,066.00
<u>Motor Vehicle and Driver Licensing Division</u>						
Revenue - Federal Fund (0132)						
MV/DL PS	04.015	1712	2,861.00	---	---	2,861.00
MV/DL E&E	04.015	1713	160,776.00	---	---	160,776.00
State Emergency Management Federal Stimulus Fund (2335)						
PHONE-IN CENTER PS	15.060	7503	232,812.00	---	---	232,812.00
PHONE-IN CENTER E&E	15.060	7504	3,057.00	---	---	3,057.00
Revenue Federal Stimulus Fund (2380)						
HWY COLL MV/DL PS-CRF	04.007	6862	427,109.00	---	---	427,109.00
HWY COLL MV/DL E&E-CRF	04.007	6882	1,110,000.00	---	---	1,110,000.00
<u>DEPARTMENT OF SOCIAL SERVICES</u>						
Temporary Assistance for Needy Families Fund (0199)						
SOCIAL SRVS STATE OWNED	13.010	7762	128,640.00	128,639.92	---	0.08
Cash Operating Expense Fund (0432)						
DISALLOWANCES & SETTLMNTS	11.033	6513	173,656,431.00	---	---	173,656,431.00

Social Services and Other Sources Fund (0610)							
SOCIAL SERVICES LEASING	13.005	1435	5,467,511.00	5,002,492.82	---	465,018.18	
SOCIAL SRVS STATE OWNED	13.010	7764	739,515.00	739,514.30	---	0.70	
Office of the Director							
Family Services Donations Fund (0167)							
FED GRANTS & DONATIONS	11.010	9946	33,999.00	---	---	33,999.00	
Temporary Assistance for Needy Families Fund (0199)							
OFFICE OF DIRECTOR PS	11.005	6407	19,150.00	12,951.48	---	6,198.52	
HUMAN RESOURCE CENTER PS	11.015	6408	23,710.00	23,673.74	---	36.26	
Social Services and Other Sources Fund (0610)							
OFFICE OF DIRECTOR PS	11.005	2956	132,965.00	59,429.29	---	73,535.71	
HUMAN RESOURCE CENTER PS	11.015	2996	186,465.00	177,901.13	---	8,563.87	
HUMAN RESOURCE CENTER E&E	11.015	2997	29,805.00	23,156.09	---	6,648.91	
OFFICE OF DIRECTOR E&E	11.005	3065	1,197.00	903.49	---	293.51	
MO MEDICAID AUD & COMP PS	11.020	8028	1,678,982.00	1,672,488.07	---	6,493.93	
MO MEDICAID AUD & COMP EE	11.020	8030	860,039.00	168,902.69	---	691,136.31	
SYSTEMS MANAGEMENT	11.025	8794	5,882,448.00	4,616,580.33	---	1,265,867.67	
FED GRANTS & DONATIONS	11.010	9942	4,443,552.00	179,402.74	---	4,264,149.26	
Division of Finance and Administrative Services							
Pharmacy Rebates Fund (0114)							
RECPT & DISBRSM T REFUNDS	11.045	6932	25,000.00	23.85	---	24,976.15	
Third Party Liability Collections Fund (0120)							
RECPT & DISBRSM T REFUNDS	11.045	6930	369,000.00	76,544.18	---	292,455.82	
Victims of Crime Act Federal Fund (0146)							
PROCUREMENT UNIT PS	11.035	6380	47,457.00	23,076.13	---	24,380.87	
PROCUREMENT UNIT E&E	11.035	6381	16,538.00	---	---	16,538.00	
GRANTS UNIT PS	11.035	6388	30,704.00	17,392.28	---	13,311.72	
GRANTS UNIT E&E	11.035	6389	5,000.00	---	---	5,000.00	
COMPLNCE & QLTY CNTRL PS	11.035	6396	135,588.00	135,546.84	---	41.16	
COMPLNCE & QLTY CNTRL E&E	11.035	6397	51,866.00	---	---	51,866.00	
Title XIX Fund (0163)							
RECPT & DISBRSM T REFUNDS	11.045	6929	10,250,000.00	8,009,612.45	---	2,240,387.55	
Federal and Other Fund (0189)							
RECPT & DISBRSM T REFUNDS	11.045	6348	1,500,000.00	24,116.34	---	1,475,883.66	
Temporary Assistance for Needy Families Fund (0199)							
RECPT & DISBRSM T REFUNDS	11.045	6927	27,000.00	77.83	---	26,922.17	

**STATE OF MISSOURI
SUMMARY OF APPROPRIATION ACTIVITY
GENERAL FUND - FEDERAL FUNDS
FOR THE APPROPRIATION YEAR 2021**

	H.B. No.	Appr. No.	Appropriations	Expenditures and Transfers Out	Reappropriations to 2022	Lapse of Appropriations
Social Services and Other Sources Fund (0610)						
FINANCE & ADMIN SRVS PS	11.035	3117	1,132,362.00	1,097,799.32	---	34,562.68
FINANCE & ADMIN SRVS E&E	11.035	3118	170,191.00	127,867.74	---	42,323.26
REVENUE MAXIMATION E&E	11.040	6169	3,250,000.00	74,744.00	---	3,175,256.00
RECPT & DISBRSMT REFUNDS	11.045	6926	5,000,000.00	165,867.75	---	4,834,132.25
Division of Legal Services						
Third Party Liability Collections Fund (0120)						
LEGAL SERVICES PS	11.055	1009	611,488.00	600,401.21	---	11,086.79
LEGAL SERVICES E&E	11.055	1011	90,525.00	2,147.52	---	88,377.48
Temporary Assistance for Needy Families Fund (0199)						
LEGAL SERVICES PS	11.055	6410	1,235,707.00	1,232,315.03	---	3,391.97
LEGAL SERVICES E&E	11.055	6411	230,424.00	51,559.89	---	178,864.11
Social Services and Other Sources Fund (0610)						
LEGAL SERVICES PS	11.055	2964	2,024,683.00	1,865,870.18	---	158,812.82
LEGAL SERVICES E&E	11.055	2965	162,629.00	87,885.66	---	74,743.34
Family Support Division						
Victims of Crime Act Federal Fund (0146)						
VICTIMS OF CRIME PS	11.199	6402	397,219.00	282,893.84	---	114,325.16
VICTIMS OF CRIME E&E	11.199	6403	100,000.00	55,408.46	---	44,591.54
VOCA TRNING & TECH ASSIST	11.199	6404	500,000.00	499,603.86	---	396.14
VOCA IT E&E	11.199	6405	1,000,000.00	---	---	1,000,000.00
VICTIMS OF CRIME PSD	11.200	6406	65,035,217.00	50,824,592.83	---	14,210,624.17
Family Services Donations Fund (0167)						
REHAB SRVCS FOR THE BLIND	11.215	4854	99,995.00	---	---	99,995.00
POLK COUNTY TRUST	11.120	8462	10,000.00	8,323.91	---	1,676.09
Temporary Assistance for Needy Families Fund (0199)						
HLTHY MARRIAGE/FATHERHOOD	11.155	1594	2,500,000.00	2,457,678.29	---	42,321.71
ABC TODAY PROGRAM	11.150	2555	500,000.00	427,500.00	---	72,500.00
ALTERNATIVES TO ABORTION	11.155	2960	4,300,000.00	4,300,000.00	---	---
TEMPORARY ASSISTANCE	11.150	3597	27,879,336.00	19,020,877.48	---	8,858,458.52
BOYS ADOLESCENT PROGRAM	11.135	3952	300,000.00	150,000.00	---	150,000.00
GIRLS ADOLESCENT PROGRAM	11.135	3953	300,000.00	150,000.00	---	150,000.00
FAMIS	11.125	4040	1,084,032.00	1,014,102.91	---	69,929.09

COMMUNITY PARTNERSHIP	11.135	5652	7,525,492.00	7,427,410.23	---	98,081.77
FAMILY SUPPORT ADMIN PS	11.100	6271	1,135,557.00	1,114,991.27	---	20,565.73
FAMILY SUPPORT ADMIN E&E	11.100	6272	4,931,419.00	2,509,799.50	---	2,421,619.50
IM FIELD STAFF/OPS PS	11.105	6282	20,509,566.00	20,413,306.52	---	96,259.48
IM FIELD STAFF/OPS E&E	11.105	6283	2,658,450.00	2,101,906.33	---	556,543.67
MEDES MAGI	11.130	6479	4,865,864.00	1,135,745.22	---	3,730,118.78
MEDES SNAP	11.130	6483	9,134,136.00	---	---	9,134,136.00
SNAP TO SKILLS	11.147	6499	11,527,529.00	6,405,566.80	---	5,121,962.20
ADULT HIGH SCHOOL	11.147	6501	4,300,000.00	4,300,000.00	---	---
COMMUNITY WORK SUPPORT	11.147	6506	24,178,203.00	15,513,836.84	---	8,664,366.16
TANF SUMMER JOBS PROG	11.147	6507	4,000,000.00	782,673.17	---	3,217,326.83
TANF JOBS FOR AMER GRADS	11.147	6508	2,750,000.00	2,487,318.86	---	262,681.14
TANF	11.147	6534	1,000,000.00	---	---	1,000,000.00
TANF EVS	11.133	6908	90,000.00	47,500.00	---	42,500.00
SAVE OUR SONS PROGRAM	11.147	7006	500,000.00	500,000.00	---	---
YOUTH BUILD WORKS PROGRAM	11.147	7007	250,000.00	189,122.90	---	60,877.10
EMPLOYMENT CONNECTION	11.147	7016	200,000.00	---	---	200,000.00
EBT E&E	11.115	8258	146,888.00	146,548.50	---	339.50
TANF DOMESTIC VIOLENCE	11.195	8782	1,600,000.00	1,599,914.83	---	85.17
EMRGNCY SHLTR DV VICTIMS	11.195	9013	562,137.00	539,652.70	---	22,484.30
MO MENTORING PARTNERSHIP	11.135	9185	508,700.00	472,170.80	---	36,529.20
TANF FOOD BANKS	11.150	9402	10,000,000.00	10,000,000.00	---	---
TANF OUT OF SCHL SUPPORT	11.150	9403	2,000,000.00	2,000,000.00	---	---
TANF BEFORE&AFTER SCHOOL	11.150	9404	1,000,000.00	1,000,000.00	---	---
Social Services and Other Sources Fund (0610)						
FOOD DISTRIBUTION PRGM	11.185	0179	3,675,029.00	2,507,892.94	---	1,167,136.06
REHAB SRVCS FOR THE BLIND	11.215	1416	6,388,284.00	3,014,650.77	---	3,373,633.23
BLIND ADMIN PS	11.210	1462	3,222,668.00	2,787,332.12	---	435,335.88
BLIND ADMIN E&E	11.210	1466	745,726.00	90,595.78	---	655,130.22
ALTERNATIVES TO ABORTION	11.155	3107	50,000.00	44,813.61	---	5,186.39
COMMUNITY SVS BLOCK GRANT	11.175	4499	23,637,000.00	17,115,283.55	---	6,521,716.45
ENERGY ASSISTANCE	11.190	4860	80,047,867.00	72,441,932.75	---	7,605,934.25
EBT E&E	11.115	5257	1,399,859.00	864,717.84	---	535,141.16
COMMUNITY PARTNERSHIP	11.135	5653	78,307.00	---	---	78,307.00
MO MENTORING PARTNERSHIP	11.135	5824	935,000.00	876,888.64	---	58,111.36
CSE FIELD STAFF/OPS PS	11.225	6263	16,805,432.00	13,428,330.25	---	3,377,101.75
CSE FIELD STAFF/OPS E&E	11.225	6264	7,193,737.00	3,128,839.85	---	4,064,897.15
FAMILY SUPPORT ADMIN PS	11.100	6273	4,550,576.00	4,071,914.80	---	478,661.20
FAMILY SUPPORT ADMIN E&E	11.100	6274	4,467,412.00	4,165,975.07	---	301,436.93
IM FIELD STAFF/OPS PS	11.105	6285	34,163,138.00	29,946,902.99	---	4,216,235.01
IM FIELD STAFF/OPS E&E	11.105	6286	8,059,365.00	1,694,231.79	---	6,365,133.21
FAMILY SUP STAFF TRNG	11.110	6291	134,210.00	8,287.83	---	125,922.17
MEDES MAGI	11.130	6478	21,596,865.00	21,417,127.26	---	179,737.74
MEDES SNAP	11.130	6482	20,207,779.00	---	---	20,207,779.00

**STATE OF MISSOURI
SUMMARY OF APPROPRIATION ACTIVITY
GENERAL FUND - FEDERAL FUNDS
FOR THE APPROPRIATION YEAR 2021**

	H.B. No.	Appr. No.	Appropriations	Expenditures and Transfers Out	Reappropriations to 2022	Lapse of Appropriations
MEDES IV&V	11.130	6487	970,537.00	908,989.00	---	61,548.00
MEDES ECM	11.130	6489	2,100,000.00	1,571,874.07	---	528,125.93
HLTHCARE IND TRAINING EE	11.147	6498	3,000,000.00	2,365,255.81	---	634,744.19
SNAP TO SKILLS	11.147	6500	4,672,471.00	1,748,149.75	---	2,924,321.25
SNAP ADULT HIGH SCHOOL	11.147	6504	2,500,000.00	2,500,000.00	---	---
MEDES PMO E&E	11.130	6563	1,962,583.00	1,962,583.00	---	---
MEDICAID EVS	11.133	6902	3,760,620.00	2,062,230.32	---	1,698,389.68
SNAP EVS	11.133	6907	505,000.00	86,250.00	---	418,750.00
CHILD CARE EVS	11.133	6911	37,190.00	7,500.00	---	29,690.00
CSE COUNTY REIMBURSEMENT	11.230	7548	14,886,582.00	11,313,182.33	---	3,573,399.67
DISTRIBUTION PASS THROUGH	11.235	7549	148,290,623.00	107,754,818.65	---	40,535,804.35
FOOD NUTRITION PROGRAM	11.140	7658	14,343,755.00	7,501,174.43	---	6,842,580.57
BUSINESS ENTERPRISES	11.220	7901	52,000,000.00	39,291,000.60	---	12,708,999.40
EMERGENCY SOLUTIONS PROG	11.180	8400	4,130,000.00	3,134,116.73	---	995,883.27
FAMIS	11.125	9326	138,339.00	---	---	138,339.00
DOMESTIC VIOLENCE	11.195	9818	2,116,524.00	1,854,718.83	---	261,805.17
Social Services Federal Stimulus Fund (2355)						
EMERGENCY SOLUTIONS PROG	11.180	6746	28,331,553.00	15,973,767.73	---	12,357,785.27
FOOD DISTRIBUTION PROGRAM	11.185	6748	6,026,000.00	1,641,114.32	---	4,384,885.68
DOMESTIC VIOLENCE	11.195	6751	643,510.00	506,140.63	---	137,369.37
EBT E&E-CRF	11.115	6857	4,235,191.00	3,333,403.00	---	901,788.00
COMM SVS BLOCK GRANT	11.175	6858	27,847,053.00	5,649,423.88	---	22,197,629.12
ENERGY ASSISTANCE	11.190	6859	18,269,392.00	23,479.35	---	18,245,912.65
LIHDW & WEAP	15.184	7566	12,760,000.00	---	---	12,760,000.00
INCREASED SNAP BENEFIT	15.181	7567	189,080.00	---	---	189,080.00
INCREASED SNAP BENEFIT	15.183	7568	6,966.00	---	---	6,966.00
Children's Division						
Third Party Liability Collections Fund (0120)						
CHILDREN'S ADMIN E&E	11.300	6300	51,631.00	---	---	51,631.00
Title XIX Fund (0163)						
MEDICAID HOME VISITING	11.321	6554	3,000,000.00	---	---	3,000,000.00
Temporary Assistance for Needy Families Fund (0199)						
PURCHASE OF CHILD CARE	11.385	0180	1,248,073.00	1,221,822.19	---	26,250.81
EDUCAT TRAINING VOUCHER	11.335	1581	450,000.00	242,518.05	---	207,481.95

CHILDREN'S TREATMENT SVS	11.315	1611	2,573,418.00	2,555,504.48	---	17,913.52
RESIDENTIAL TREATMENT SVS	11.325	1612	9,181,602.00	5,740,496.08	---	3,441,105.92
CHILDREN'S ADMIN PS	11.300	6416	1,819,075.00	1,819,041.37	---	33.63
CHILDREN'S ADMIN E&E	11.300	6417	1,625,700.00	582,768.75	---	1,042,931.25
CHILD FIELD STAFF/OPS PS	11.305	6418	16,263,669.00	16,263,537.96	---	131.04
CHILD FIELD STAFF/OPS E&E	11.305	6419	1,756,362.00	1,062,707.43	---	693,654.57
CHILD CARE SUBSIDY	11.385	6540	8,609,442.00	2,172,157.82	---	6,437,284.18
FOSTER CARE	11.325	6993	10,000,000.00	9,994,511.63	---	5,488.37
CHILD ABUSE&NEGLECT PRVNT	11.320	9410	2,827,000.00	2,558,983.84	---	268,016.16
Social Services and Other Sources Fund (0610)						
RESIDENTIAL TREATMENT SVS	11.325	0034	22,544,450.00	14,017,342.51	---	8,527,107.49
CHILD ASSESSMENT CENTERS	11.360	0937	800,000.00	764,308.04	---	35,691.96
CASE MANAGEMENT CONTRACTS	11.340	1051	17,670,948.00	17,582,706.10	---	88,241.90
IV-E AUTH JUVENILE COURT	11.365	1737	175,000.00	89,317.06	---	85,682.94
COMMUNITY CONNECTIONS	11.350	2566	600,000.00	600,000.00	---	---
PURCHASE OF CHILD CARE	11.385	3593	30,358,120.00	19,957,198.61	---	10,400,921.39
FAMILY RESOURCE CENTERS	11.350	4359	957,490.00	957,490.00	---	---
FOSTER CARE	11.325	4858	17,073,031.00	16,883,045.15	---	189,985.85
REDIRCTN ADOPTION SAVINGS	11.345	5003	3,000,000.00	2,266,199.45	---	733,800.55
ADOP/GUARDIANSHIP SUBSIDY	11.345	5702	29,039,310.00	28,895,048.00	---	144,262.00
FAMILY RESOURCE CENTER	11.350	5740	825,000.00	779,155.00	---	45,845.00
CHILDREN'S ADMIN PS	11.300	6296	1,686,855.00	1,673,583.33	---	13,271.67
CHILDREN'S ADMIN E&E	11.300	6297	1,072,705.00	520,085.96	---	552,619.04
CHILD FIELD STAFF/OPS PS	11.305	6303	32,330,848.00	30,327,113.85	---	2,003,734.15
CHILD FIELD STAFF/OPS E&E	11.305	6304	2,893,483.00	2,893,303.25	---	179.75
CHILDREN'S STAFF TRNG	11.310	6308	480,016.00	13,594.31	---	466,421.69
CHILD ABUSE/NEGLECT GRANT	11.375	6375	1,770,784.00	145,259.97	---	1,625,524.03
FAMILY FIRST PSA E&E	11.317	6426	10,000,000.00	140,141.00	---	9,859,859.00
CHILD CARE SUBSIDY	11.385	6541	121,648,290.00	86,969,946.98	---	34,678,343.02
FAMILY FIRST PSA PS	11.317	6580	100,000.00	---	---	100,000.00
TRANSITIONAL LIVING	11.355	6868	671,303.00	601,654.43	---	69,648.57
CHILDREN'S TREATMENT CPT	11.315	7069	630,000.00	117,487.90	---	512,512.10
INDEPENDENT LIVING	11.355	7560	2,749,900.00	2,043,057.97	---	706,842.03
EDUCAT TRAINING VOUCHER	11.335	7932	1,050,000.00	1,050,000.00	---	---
FOSTER PARENT TRAINING	11.330	8141	172,933.00	75,873.83	---	97,059.17
IV-E AUTHORITY-CASAs	11.370	8261	150,000.00	17,756.12	---	132,243.88
FOSTER CARE OUTDOOR PRGRM	11.325	8294	316,615.00	287,985.56	---	28,629.44
PURCHASE OF CHILD CARE PS	11.385	8363	504,623.00	469,463.86	---	35,159.14
RECRUIT & RETENT PROG E&E	11.305	8702	793,132.00	793,132.00	---	---
EXTREME RECRUITMENT PROGM	11.350	8772	542,510.00	542,510.00	---	---
CHILDREN'S TREATMENT SVS	11.315	9318	6,458,175.00	6,425,949.77	---	32,225.23
Social Services Federal Stimulus Fund (2355)						
CHILD ABUSE PRVNT DEMOS	11.320	6860	907,000.00	337,509.93	---	569,490.07
CHILD CARE STIMULUS	11.385	6944	66,542,726.00	30,879,700.39	---	35,663,025.61

**STATE OF MISSOURI
SUMMARY OF APPROPRIATION ACTIVITY
GENERAL FUND - FEDERAL FUNDS
FOR THE APPROPRIATION YEAR 2021**

	H.B. No.	Appr. No.	Appropriations	Expenditures and Transfers Out	Reappropriations to 2022	Lapse of Appropriations
CHAFFEE INDEPENDENT LIVING	15.186	7569	1,703,480.00	---	---	1,703,480.00
CHILD CARE SUBSIDY	15.187	7845	37,031,126.00	---	---	37,031,126.00
<u>Division of Youth Services</u>						
Temporary Assistance for Needy Families Fund (0199)						
YOUTH SERVICES ADMIN PS	11.400	6421	332,337.00	248,368.67	---	83,968.33
YOUTH SERVICES ADMIN E&E	11.400	6422	86,672.00	57,954.21	---	28,717.79
YOUTH TREATMENT PRGM PS	11.405	6423	4,544,006.00	4,407,640.80	---	136,365.20
YOUTH TREATMENT PRGM E&E	11.405	6424	1,726,230.00	1,034,210.79	---	692,019.21
Social Services and Other Sources Fund (0610)						
YOUTH SERVICES ADMIN PS	11.400	2966	199,914.00	148,157.69	---	51,756.31
YOUTH SERVICES ADMIN E&E	11.400	2968	13,824.00	13,824.00	---	---
YOUTH TREATMENT PRGM PS	11.405	2969	12,890,212.00	7,259,560.17	---	5,630,651.83
YOUTH TREATMENT PRGM E&E	11.405	2970	4,410,080.00	3,753,630.50	---	656,449.50
DYS CRITICAL M&R	18.085	3246	70,832.00	---	---	70,832.00
DSS STATEWIDE M&R	18.085	5314	200,000.00	66,428.41	---	133,571.59
DYS CRITICAL M&R	18.085	6252	200,000.00	---	---	200,000.00
SOCIAL SERVICES INSTIT	13.015	7770	843,828.00	843,828.00	---	---
DYS Child Benefits Fund (0727)						
YOUTH TREATMENT PRGM	11.405	9181	200,000.00	---	---	200,000.00
Social Services Federal Stimulus Fund (2355)						
PANDEMIC STIPEND-CRF	11.401	6844	1,294,500.00	---	---	1,294,500.00
<u>MO HealthNet Division</u>						
Pharmacy Rebates Fund (0114)						
PHARMACY	11.700	1394	256,176,681.00	227,390,046.16	---	28,786,634.84
MO HEALTHNET ADMIN PS	11.600	2382	438,972.00	438,970.78	---	1.22
MO HEALTHNET ADMIN E&E	11.600	2383	55,553.00	---	---	55,553.00
CLINICAL SRVC MGMT	11.605	6769	1,497,648.00	---	---	1,497,648.00
Third Party Liability Collections Fund (0120)						
MO HEALTHNET ADMIN PS	11.600	1387	425,752.00	424,117.28	---	1,634.72
MO HEALTHNET ADMIN E&E	11.600	1388	488,041.00	221,139.58	---	266,901.42
TPL CONTRACTS	11.615	1393	4,250,000.00	2,694,026.41	---	1,555,973.59
CLINICAL SRVC MGMT	11.605	6904	924,911.00	741,971.30	---	182,939.70
NURSING FACILITIES	11.730	6953	6,992,981.00	5,857,470.55	---	1,135,510.45
PHARMACY	11.700	6995	4,217,574.00	3,374,060.00	---	843,514.00
PHYSICIAN RELATED PROF	11.715	6996	241,046.00	241,046.00	---	---

Title XIX Fund (0163)							
MANAGED CARE	11.760	1784	1,480,104,029.00	1,468,561,463.71	---	---	11,542,565.29
HOME HEALTH	11.730	1798	2,845,981.00	2,576,726.92	---	---	269,254.08
COMMUNITY HEALTH WORKER	11.775	1891	1,500,000.00	1,455,000.00	---	---	45,000.00
TREAT-NO-TRANSPORT	11.745	2093	927,803.00	---	---	---	927,803.00
PHARMACY	11.700	2526	837,846,432.00	836,882,750.95	---	---	963,681.05
CHILDREN'S HLTH INS PRGM	11.800	2867	97,251,363.00	92,545,070.43	---	---	4,706,292.57
GROUND EMER MED TRANSPORT	11.750	3090	54,685,827.00	14,758,818.95	---	---	39,927,008.05
NEMT-OTHER DEPARTMENTS	11.745	3453	6,460,100.00	1,968,983.02	---	---	4,491,116.98
NEONATAL ABSTINENCE SYND	11.715	3955	911,206.00	---	---	---	911,206.00
TRAUMA TREATMENT FOR KIDS	11.715	4803	819,850.00	---	---	---	819,850.00
POSTPARTUM SUD	11.760	4807	921,754.00	---	---	---	921,754.00
MC SUPPLEMENTAL PAYMENTS	11.760	4812	17,757,013.00	17,757,012.59	---	---	0.41
MC MATL MEDICARE PARITY	11.760	4838	1,915,590.00	1,915,590.00	---	---	---
IGT SAFETY NET HOSPITALS	11.795	5183	24,842,277.00	24,616,547.99	---	---	225,729.01
HOSPITAL HIT	11.630	5515	9,000,000.00	---	---	---	9,000,000.00
TECHNICAL ASST CONTRACTS	11.780	5590	3,676,585.00	1,501,799.30	---	---	2,174,785.70
HITECH	11.635	5593	9,000,000.00	---	---	---	9,000,000.00
NON-EMERGENCY TRANSPORT	11.745	5929	36,861,056.00	32,533,994.24	---	---	4,327,061.76
SCHOOL DISTRICT CLAIMING	11.810	6226	41,653,770.00	40,449,614.48	---	---	1,204,155.52
HOSPITAL CARE	11.765	6471	435,548,300.00	429,888,786.39	---	---	5,659,513.61
NURSING FACILITIES	11.730	6473	396,082,986.00	376,313,831.45	---	---	19,769,154.55
PHYS PYMTS SAFETY NET	11.770	6660	16,113,590.00	16,107,471.55	---	---	6,118.45
MONITORING PROGRAM	11.765	6739	200,000.00	176,857.04	---	---	23,142.96
PAGER PILOT	11.765	6745	215,000.00	178,572.50	---	---	36,427.50
IGT DMH MEDICAID PROGRAM	11.855	7170	500,077,646.00	435,283,417.31	---	---	64,794,228.69
PHYSICIAN RELATED PROF	11.715	8197	403,215,234.00	399,581,376.60	---	---	3,633,857.40
DENTAL	11.720	8199	3,569,762.00	772,177.37	---	---	2,797,584.63
PREMIUM PAYMENTS	11.725	8201	193,233,831.00	193,233,630.32	---	---	200.68
REHAB & SPECIALTY SVS	11.745	8205	186,367,648.00	184,701,730.77	---	---	1,665,917.23
SUPPL PYMTS PUBLIC FACLTY	11.740	8236	7,182,390.00	5,986,979.00	---	---	1,195,411.00
HEALTH HOMES	11.785	8260	17,167,395.00	16,706,113.80	---	---	461,281.20
GROUND AMBULANCE	11.760	8713	1,985,888.00	1,985,888.00	---	---	---
COMPLEX REHAB TECH PRDCTS	11.755	8996	8,230,787.00	7,695,658.12	---	---	535,128.88
SHOW-ME HLTHY BABIES PRG	11.805	9383	55,904,203.00	42,676,368.35	---	---	13,227,834.65
Ground Emergency Medical Transport Fund (0422)							
GROUND EMER MED TRANSPORT	11.750	3077	29,274,419.00	7,745,000.81	---	---	21,529,418.19
GEMT PS	11.600	3100	46,883.00	46,644.45	---	---	238.55
GEMT E&E	11.600	3101	425,372.00	47,990.62	---	---	377,381.38
CHIP Increased Enhancement Fund (0492)							
MANAGED CARE	11.760	4836	18,750,000.00	18,750,000.00	---	---	---
Social Services and Other Sources Fund (0610)							
MO HEALTHNET ADMIN E&E	11.600	0215	15,354,446.00	8,837,858.98	---	---	6,516,587.02
WOMEN & MINORITY OUTREACH	11.775	1391	568,625.00	513,902.00	---	---	54,723.00
TPL CONTRACTS	11.615	1392	4,250,000.00	2,694,026.47	---	---	1,555,973.53

**STATE OF MISSOURI
SUMMARY OF APPROPRIATION ACTIVITY
GENERAL FUND - FEDERAL FUNDS
FOR THE APPROPRIATION YEAR 2021**

	H.B. No.	Appr. No.	Appropriations	Expenditures and Transfers Out	Reappropriations to 2022	Lapse of Appropriations
INFORMATION SYSTEMS	11.620	1439	58,052,598.00	38,703,843.33	---	19,348,754.67
INFO SYS MMIS EE	11.620	4192	18,783,387.00	8,806,000.65	---	9,977,386.35
MHD TRANSFORMATION PS	11.610	5507	240,000.00	121,863.55	---	118,136.45
MHD TRANSFORMATION E&E	11.610	5510	27,379,318.00	1,323,490.18	---	26,055,827.82
MO HEALTHNET ADMIN PS	11.600	6378	6,297,799.00	6,042,720.27	---	255,078.73
MOM GRANT	11.600	6496	750,000.00	210,335.49	---	539,664.51
CLINICAL SRVC MGMT	11.605	6767	12,214,032.00	7,274,872.48	---	4,939,159.52
MONEY FOLLOWS THE PERSON	11.640	8398	532,549.00	227,646.64	---	304,902.36
SHOW-ME HEALTHY BABIES EE	11.805	9389	20,000.00	---	---	20,000.00
Federal Stimulus - Social Services Fund (2292)						
HEALTH TECH INCENTIVES	11.625	7962	28,000,000.00	8,322,491.93	---	19,677,508.07
Social Services Federal Stimulus Fund (2355)						
NURSING FACILITIES-CRF	11.730	6756	90,000,000.00	---	---	90,000,000.00
<u>DEPARTMENT OF CORRECTIONS</u>						
Department of Corrections Fund (0130)						
RETENTION PAY	09.080	5233	62,760.00	7,369.21	---	55,390.79
Corrections Federal Stimulus Fund (2340)						
PANDEMIC STIPEND-CRF	09.082	6762	11,578,485.00	---	---	11,578,485.00
<u>Office of the Director</u>						
Department of Corrections Fund (0130)						
AMACHI	09.005	4607	71,024.00	71,024.00	---	---
FEDERAL PROGRAMS PS	09.020	8102	2,493,083.00	1,455,255.26	---	1,037,827.74
FEDERAL PROGRAMS EE	09.020	8103	2,258,681.00	753,968.02	---	1,504,712.98
Subtotals			19,168,299,128.00	11,852,131,436.87	143,570,773.00	7,172,596,918.13
Appropriated Transfers Out To:						
General Revenue Fund (0101)	11.820	T020	35,280,998.00	35,280,998.00	---	---
General Revenue Fund (0101)	10.060	T047	44,555,858.00	44,555,858.00	---	---
State Road Fund (0320)	04.465	T106	167,000.00	55,672.53	---	111,327.47
OA Information Technology Fund (0165)	06.400	T112	2,693,271.00	1,755,000.00	---	938,271.00
Natural Resources Fund (0140)	06.355	T225	200,000.00	43,931.80	---	156,068.20
General Revenue Fund (0101)	05.525	T284	5,016,792.00	4,321,193.00	---	695,599.00
General Revenue Fund (0101)	05.525	T285	1,598.00	141.00	---	1,457.00

Social Security Contributions Fund (0702)	05.450	T292	57,250,000.00	42,154,322.84	---	15,095,677.16
Social Security Contributions Fund (0702)	05.450	T293	136,822.00	122,341.27	---	14,480.73
State Retirement Contributions Fund (0701)	05.465	T296	158,543,703.00	124,121,329.18	---	34,422,373.82
State Retirement Contributions Fund (0701)	05.465	T297	404,321.00	397,074.46	---	7,246.54
Missouri Consolidated Health Care Plan Benefit Fund (0765)	05.490	T303	154,900,922.00	154,616,773.56	---	284,148.44
Missouri Consolidated Health Care Plan Benefit Fund (0765)	05.490	T304	491,144.00	484,880.38	---	6,263.62
Missouri Office of Prosecution Services - Federal Fund (0107)	12.265	T305	100,000.00	80,760.98	---	19,239.02
General Revenue Fund (0101)	11.060	T347	25,599,071.00	25,599,071.00	---	---
Federal Earnings Fund (0558)	11.060	T347	20,245,544.00	20,245,544.00	---	---
Victims of Crime Act Federal Fund (0146)	11.198	T403	958,245.00	---	---	958,245.00
Cash Operating Expense Fund (0432)	11.032	T421	61,310,924.00	---	---	61,310,924.00
Cash Operating Expense Fund (0432)	11.032	T429	62,329,945.00	---	---	62,329,945.00
Cash Operating Expense Fund (0432)	11.032	T434	31,045,595.00	---	---	31,045,595.00
Cash Operating Expense Fund (0432)	11.032	T449	18,969,967.00	---	---	18,969,967.00
Missouri Office of Prosecution Services Fund (0680)	12.265	T465	100,000.00	---	---	100,000.00
Labor and Industrial Relations Administrative Fund (0122)	07.805	T471	4,936,043.00	2,629,871.04	---	2,306,171.96
Multipurpose Water Resource Program Fund (0815)	06.310	T473	12,161,012.00	---	---	12,161,012.00
Labor and Industrial Relations Administrative Fund (0122)	07.810	T475	1,887,001.00	---	---	1,887,001.00
Missouri Consolidated Health Care Plan Benefit Fund (0765)	05.490	T476	34,154,160.00	---	---	34,154,160.00
Fast Track Workforce Incentive Fund (0488)	03.070	T502	1,000,000.00	---	---	1,000,000.00
General Revenue Fund (0101)	05.276	T508	750,000,000.00	---	---	750,000,000.00
Office of Administration Federal Stimulus Fund (2325)	05.281	T513	2,126,831.00	66,711.00	---	2,060,120.00
State Emergency Management Federal Stimulus Fund (2335)	05.281	T513	474,734,192.00	14,890,694.44	---	459,843,497.56
Mental Health Federal Stimulus Fund (2345)	05.281	T513	23,138,977.00	725,786.00	---	22,413,191.00
Federal Budget Stabilization Fund (2390)	11.702	T515	158,000,000.00	78,090,861.00	---	79,909,139.00
Health Fund (0143)	05.280	T541	350.00	350.00	---	---
General Revenue Fund (0101)	10.065	T545	201,393,308.00	158,882,921.41	---	42,510,386.59
Pretrial Witness Protection Services Fund (0868)	14.050	T561	1,000,000.00	---	---	1,000,000.00
Budget Reserve Fund (0100)	05.255	T567	4,480,205.00	4,480,205.00	---	---
Budget Reserve Fund (0100)	05.260	T568	115.00	112.10	---	2.90
Federal Earnings Fund (0558)	15.180	T586	109,925,756.00	109,925,756.00	---	---
Housing Assistance Stimulus Fund (2303)	16.010	T638	324,694,749.00	323,715,323.34	---	979,425.66
General Revenue Fund (0101)	05.285	T652	2,763,630.00	2,663,630.00	---	100,000.00
General Revenue Fund (0101)	05.285	T653	163,632.00	163,632.00	---	---
Labor and Industrial Relations Administrative Fund (0122)	07.810	T890	42,815.00	---	---	42,815.00

**STATE OF MISSOURI
SUMMARY OF APPROPRIATION ACTIVITY
GENERAL FUND - FEDERAL FUNDS
FOR THE APPROPRIATION YEAR 2021**

	H.B. No.	Appr. No.	Appropriations	Expenditures and Transfers Out	Reappropriations to 2022	Lapse of Appropriations
Labor and Industrial Relations Administrative Fund (0122)	07.810	T891	4,963,543.00	2,332,264.00	---	2,631,279.00
General Revenue Fund (0101)	10.070	T906	50,000,000.00	40,127,937.00	---	9,872,063.00
Federal Earnings Fund (0558)	15.140	T933	24,223,126.00	24,223,126.00	---	---
Federal Earnings Fund (0558)	15.140	T934	13,396,967.00	13,396,967.00	---	---
Subtotals			<u>2,879,488,132.00</u>	<u>1,230,151,039.33</u>	---	<u>1,649,337,092.67</u>
Totals			<u>\$ 22,047,787,260.00</u>	<u>\$ 13,082,282,476.20</u>	<u>\$ 143,570,773.00</u>	<u>\$ 8,821,934,010.80</u>

(THIS PAGE INTENTIONALLY LEFT BLANK)

**STATE OF MISSOURI
SUMMARY OF APPROPRIATION ACTIVITY
SPECIAL REVENUE FUNDS
FOR THE APPROPRIATION YEAR 2021**

	H.B. No.	Appr. No.	Appropriations	Expenditures and Transfers Out	Reappropriations to 2022	Lapse of Appropriations
<u>LEGISLATURE</u>						
<u>Committee on Legislative Research</u>						
Statutory Revision Fund (0546)						
LEG RES-PUBLISH STATUTES	12.520	3035	\$ 290,061.00	\$ 31,252.02	\$ ---	\$ 258,808.98
<u>JUDICIARY</u>						
Judiciary Education and Training Fund (0847)						
JUDICIARY LEASING	13.005	6085	134,453.00	122,146.12	---	12,306.88
<u>Office of State Courts Administrator</u>						
Statewide Court Automation Fund (0270)						
COURT AUTOMATION PS	12.320	0735	1,706,820.00	1,291,817.64	---	415,002.36
COURT AUTOMATION E&E	12.320	3137	3,595,306.00	1,038,792.20	---	2,556,513.80
Crime Victims' Compensation Fund (0681)						
ICM SUPPORT E&E	12.310	7087	887,200.00	887,200.00	---	---
Basic Civil Legal Services Fund (0757)						
BASIC LEGAL SERV CIP-PS	12.315	6845	96,552.00	92,532.00	---	4,020.00
BASIC LEGAL SERV CIP-EE	12.315	6846	4,866.00	2,480.04	---	2,385.96
BASIC LEGAL SERVICES	12.315	9167	7,600,000.00	7,464,111.88	---	135,888.12
State Court Administration Revolving Fund (0831)						
STATE COURTS ADMIN E&E	12.310	3031	60,000.00	14,978.50	---	45,021.50
Judiciary Education and Training Fund (0847)						
JUDICIAL TRNG & ED PS	12.330	4186	611,894.00	314,732.00	---	297,162.00
JUDICIAL TRNG & ED E&E	12.330	4187	387,805.00	202,826.59	---	184,978.41
<u>Circuit Courts</u>						
State Court Administration Revolving Fund (0831)						
CIRCUIT PERSONNEL E&E	12.345	6239	170,000.00	115,390.10	---	54,609.90
Domestic Relations Resolution Fund (0852)						
DOMESTIC RELATIONS	12.360	4173	300,000.00	139,041.04	---	160,958.96
<u>Legal Defense and Defender</u>						
Legal Defense and Defender Fund (0670)						
PUBLIC DEFENDER COMM PS	12.400	0951	140,943.00	140,942.98	---	0.02
PUBLIC DEFENDER COMM	12.400	7673	2,595,006.00	1,162,718.81	---	1,432,287.19

EXECUTIVE

Governor's Office

Division of Tourism Supplemental Revenue
Fund (0274)

GOVERNOR'S OFFICE	12.005	5136	25,441.00	25,277.68	---	163.32
Gaming Commission Fund (0286)						
GOVERNOR'S OFFICE	12.005	5137	6,851.00	6,811.96	---	39.04
Division of Finance Fund (0550)						
GOVERNOR'S OFFICE	12.005	5145	6,925.00	5,789.05	---	1,135.95
Insurance Dedicated Fund (0566)						
GOVERNOR'S OFFICE	12.005	5147	11,687.00	9,780.91	---	1,906.09
Agriculture Protection Fund (0970)						
GOVERNOR'S OFFICE	12.005	5153	36,999.00	36,762.46	---	236.54

Lieutenant Governor

Missouri Arts Council Trust Fund (0262)

MO ARTS COUNCIL PS	12.030	5066	590,087.00	324,038.88	---	266,048.12
MO ARTS COUNCIL E&E	12.030	5067	4,434,303.00	3,650,868.72	---	783,434.28
LIEUTENANT GOVERNOR E&E	12.025	5181	41,233.00	---	---	41,233.00
LT GOV OFFICE LEASING	13.005	5618	58,947.00	42,004.28	---	16,942.72

Missouri Public Broadcasting Corporation Special
Fund (0887)

PUBLIC TELEVISION GRANTS	12.030	5068	1,010,000.00	776,000.00	---	234,000.00
--------------------------	--------	------	--------------	------------	-----	------------

Secretary of State

Secretary of State's Technology Trust
Account Fund (0266)

SEC OF STATE PS	12.055	2221	393,067.00	248,077.81	---	144,989.19
SEC OF STATE E&E	12.055	2222	3,161,180.00	2,102,827.59	---	1,058,352.41
REFUNDS	12.065	4479	10,000.00	5,310.00	---	4,690.00
SEC OF STATE STATE OWNED	13.010	7774	11,648.00	11,486.04	---	161.96

Local Records Preservation Fund (0577)

SEC OF STATE LEASING	13.005	6081	2,104.00	2,007.00	---	97.00
SEC OF STATE STATE OWNED	13.010	7775	5,607.00	5,402.64	---	204.36

Family Trust Company Fund (0810)

FAMILY TRUST COMPANY FUND	12.075	4513	20,000.00	---	---	20,000.00
---------------------------	--------	------	-----------	-----	-----	-----------

Record Services

Local Records Preservation Fund (0577)

SEC OF STATE PS	12.055	9491	1,079,197.00	534,211.71	---	544,985.29
SEC OF STATE E&E	12.055	9492	319,969.00	25,599.58	---	294,369.42
LOCAL RECORDS GRANTS	12.105	9835	400,000.00	213,853.55	---	186,146.45

**STATE OF MISSOURI
SUMMARY OF APPROPRIATION ACTIVITY
SPECIAL REVENUE FUNDS
FOR THE APPROPRIATION YEAR 2021**

	H.B. No.	Appr. No.	Appropriations	Expenditures and Transfers Out	Reappropriations to 2022	Lapse of Appropriations
State Document Preservation Fund (0836) DOCUMENT PRESERVATION E&E	12.110	3994	25,000.00	---	---	25,000.00
<u>State Auditor</u>						
Conservation Commission Fund (0609) STATE AUDITOR PS	12.165	2209	47,140.00	47,139.83	---	0.17
STATE AUDITOR E&E	12.165	2211	2,611.00	2,411.55	---	199.45
Parks Sales Tax Fund (0613) STATE AUDITOR PS	12.165	0059	23,545.00	23,544.48	---	0.52
Soil and Water Sales Tax Fund (0614) STATE AUDITOR PS	12.165	0060	22,724.00	22,723.48	---	0.52
<u>State Treasurer</u>						
Treasurer's Information Fund (0255) TREASURER'S INFO FUND	12.185	0747	8,000.00	332.03	---	7,667.97
<u>Attorney General</u>						
MO HealthNet Fraud Prosecution Revolving Fund (0252) MEDICAID FRAUD UNIT E&E	12.255	5502	228,299.00	---	---	228,299.00
MEDICAID FRAUD UNIT PS	12.255	5970	52,318.00	---	---	52,318.00
Gaming Commission Fund (0286) ATTORNEY GENERAL PS	12.245	2314	120,112.00	120,112.00	---	---
ATTORNEY GENERAL E&E	12.245	3333	30,747.00	23,968.98	---	6,778.02
Natural Resources Protection - Water Pollution Permit Fee Subaccount Fund (0568) ATTORNEY GENERAL PS	12.245	1521	165,855.00	139,107.45	---	26,747.55
ATTORNEY GENERAL E&E	12.245	1522	15,886.00	268.18	---	15,617.82
ATTORNEY GENERAL ST OWNED	13.010	7782	10,403.00	10,402.12	---	0.88
Solid Waste Management Fund (0570) ATTORNEY GENERAL PS	12.245	1523	24,261.00	24,261.00	---	---
ATTORNEY GENERAL E&E	12.245	1524	2,617.00	---	---	2,617.00
Motor Vehicle Commission Fund (0588) ATTORNEY GENERAL PS	12.245	9618	42,180.00	24,284.96	---	17,895.04
ATTORNEY GENERAL E&E	12.245	9619	11,300.00	7,349.99	---	3,950.01
Health Spa Regulatory Fund (0589) ATTORNEY GENERAL E&E	12.245	0806	5,000.00	2,977.29	---	2,022.71

Natural Resources Protection - Air Pollution Permit Fee Subaccount Fund (0594)							
ATTORNEY GENERAL PS	12.245	1525	26,124.00	26,124.00	---	---	---
ATTORNEY GENERAL E&E	12.245	1526	2,505.00	773.71	---	---	1,731.29
Parks Sales Tax Fund (0613)							
ATTORNEY GENERAL PS	12.245	6163	27,795.00	27,795.00	---	---	---
ATTORNEY GENERAL E&E	12.245	6166	4,090.00	---	---	---	4,090.00
Soil and Water Sales Tax Fund (0614)							
ATTORNEY GENERAL PS	12.245	1527	1,683.00	1,683.00	---	---	---
Workers' Compensation Fund (0652)							
ATTORNEY GENERAL PS	12.245	2316	292,985.00	95,084.73	---	---	197,900.27
ATTORNEY GENERAL LEASING	13.005	3188	84,550.00	80,752.88	---	---	3,797.12
ATTORNEY GENERAL E&E	12.245	7588	204,053.00	31,694.78	---	---	172,358.22
ATTORNEY GENERAL ST OWNED	13.010	7783	32,704.00	32,703.20	---	---	0.80
Workers' Compensation - Second Injury Fund (0653)							
ATTORNEY GENERAL LEASING	13.005	3189	84,550.00	80,752.88	---	---	3,797.12
ATTORNEY GENERAL PS	12.245	4011	2,180,721.00	2,174,966.56	---	---	5,754.44
ATTORNEY GENERAL E&E	12.245	4012	1,063,667.00	589,381.44	---	---	474,285.56
ATTORNEY GENERAL ST OWNED	13.010	7784	32,704.00	32,703.20	---	---	0.80
Groundwater Protection Fund (0660)							
ATTORNEY GENERAL PS	12.245	6165	1,683.00	1,683.00	---	---	---
Hazardous Waste Fund (0676)							
ATTORNEY GENERAL PS	12.245	1556	153,228.00	153,228.00	---	---	---
ATTORNEY GENERAL E&E	12.245	1557	4,389.00	2,656.44	---	---	1,732.56
ATTORNEY GENERAL LEASING	13.005	2005	7,431.00	6,364.40	---	---	1,066.60
ATTORNEY GENERAL ST OWNED	13.010	7786	10,403.00	10,402.12	---	---	0.88
Safe Drinking Water Fund (0679)							
ATTORNEY GENERAL PS	12.245	1558	30,776.00	30,776.00	---	---	---
ATTORNEY GENERAL E&E	12.245	1559	4,484.00	2,747.14	---	---	1,736.86
Missouri Office of Prosecution Services Fund (0680)							
ATTORNEY GENERAL LEASING	13.005	2022	34,707.00	32,433.65	---	---	2,273.35
Inmate Incarceration Reimbursement Act Revolving Fund (0828)							
ATTORNEY GENERAL E&E	12.245	4183	45,640.00	---	---	---	45,640.00
ATTORNEY GENERAL PS	12.245	4204	103,270.00	38,104.92	---	---	65,165.08
Mined Land Reclamation Fund (0906)							
ATTORNEY GENERAL PS	12.245	1560	16,088.00	16,088.00	---	---	---
ATTORNEY GENERAL E&E	12.245	1561	2,348.00	1,874.40	---	---	473.60

**STATE OF MISSOURI
SUMMARY OF APPROPRIATION ACTIVITY
SPECIAL REVENUE FUNDS
FOR THE APPROPRIATION YEAR 2021**

	H.B. No.	Appr. No.	Appropriations	Expenditures and Transfers Out	Reappropriations to 2022	Lapse of Appropriations
<u>Missouri Office of Prosecution Services</u>						
Missouri Office of Prosecution Services Fund (0680)						
OFFICE OF PROS SVS PS	12.260	7337	375,298.00	239,838.48	---	135,459.52
OFFICE OF PROS SVS E&E	12.260	7338	1,678,160.00	639,628.84	---	1,038,531.16
Missouri Office of Prosecution Services Revolving Fund (0844)						
OFFICE OF PROS SVS PS	12.260	3026	106,436.00	105,000.00	---	1,436.00
OFFICE OF PROS SVS E&E	12.260	4106	47,136.00	5,596.12	---	41,539.88
MOPS WITNESS PROTECTION	12.260	6524	2,000,000.00	---	---	2,000,000.00
<u>OFFICE OF ADMINISTRATION</u>						
<u>Division of Accounting</u>						
Secretary of State's Technology Trust Account Fund (0266)						
UNEMPLOYMENT BENEFITS OTH	05.480	8643	10,000.00	---	---	10,000.00
Nursing Facility Quality of Care Fund (0271)						
UNEMPLOYMENT BENEFITS OTH	05.480	6341	7,500.00	539.92	---	6,960.08
Division of Tourism Supplemental Revenue Fund (0274)						
UNEMPLOYMENT BENEFITS OTH	05.480	6971	7,500.00	1,664.00	---	5,836.00
Health Initiatives Fund (0275)						
UNEMPLOYMENT BENEFITS OTH	05.480	5990	7,500.00	582.49	---	6,917.51
Gaming Commission Fund (0286)						
UNEMPLOYMENT BENEFITS OTH	05.480	6671	25,205.00	25,204.85	---	0.15
Mental Health Earnings Fund (0288)						
UNEMPLOYMENT BENEFITS OTH	05.480	8132	7,500.00	---	---	7,500.00
Animal Care Reserve Fund (0295)						
UNEMPLOYMENT BENEFITS OTH	05.480	6672	7,500.00	255.68	---	7,244.32
Missouri Public Health Services Fund (0298)						
UNEMPLOYMENT BENEFITS OTH	05.480	2310	2,937.00	970.29	---	1,966.71
Veterans' Commission Capital Improvement Trust Fund (0304)						
UNEMPLOYMENT BENEFITS OTH	05.480	6893	15,000.00	10,367.15	---	4,632.85
Missouri State Water Patrol Fund (0400)						
UNEMPLOYMENT BENEFITS OTH	05.480	7200	15.00	14.22	---	0.78

Division of Alcohol and Tobacco Control Fund (0544)							
UNEMPLOYMENT BENEFITS OTH	05.480	1319	275.00	274.00	---	1.00	
Insurance Dedicated Fund (0566)							
UNEMPLOYMENT BENEFITS OTH	05.480	6002	12,440.00	6,080.00	---	6,360.00	
Natural Resources Protection - Water Pollution Permit Fee Subaccount Fund (0568)							
UNEMPLOYMENT BENEFITS OTH	05.480	6797	7,500.00	582.86	---	6,917.14	
Solid Waste Management - Scrap Tire Subaccount Fund (0569)							
UNEMPLOYMENT BENEFITS OTH	05.480	9356	7,500.00	---	---	7,500.00	
Solid Waste Management Fund (0570)							
UNEMPLOYMENT BENEFITS OTH	05.480	6675	7,500.00	29.09	---	7,470.91	
Natural Resources Protection - Air Pollution Asbestos Fee Subaccount Fund (0584)							
UNEMPLOYMENT BENEFITS OTH	05.480	7431	2,167.00	2,166.14	---	0.86	
Chemical Emergency Preparedness Fund (0587)							
UNEMPLOYMENT BENEFITS OTH	05.480	3006	112.00	111.21	---	0.79	
Motor Vehicle Commission Fund (0588)							
UNEMPLOYMENT BENEFITS OTH	05.480	6718	7,500.00	---	---	7,500.00	
Natural Resources Protection - Air Pollution Permit Fee Subaccount Fund (0594)							
UNEMPLOYMENT BENEFITS OTH	05.480	6154	7,500.00	2,970.89	---	4,529.11	
Public Service Commission Fund (0607)							
UNEMPLOYMENT BENEFITS OTH	05.480	6343	7,500.00	1,244.72	---	6,255.28	
Conservation Commission Fund (0609)							
UNEMPLOYMENT BENEFITS OTH	05.480	2240	71,462.00	61,804.50	---	9,657.50	
Parks Sales Tax Fund (0613)							
UNEMPLOYMENT BENEFITS OTH	05.480	6237	98,069.00	97,995.56	---	73.44	
Soil and Water Sales Tax Fund (0614)							
UNEMPLOYMENT BENEFITS OTH	05.480	6238	7,500.00	---	---	7,500.00	
Social Services Educational Improvement Fund (0620)							
UNEMPLOYMENT BENEFITS OTH	05.480	6003	37,429.00	36,928.79	---	500.21	
State Board of Accountancy Fund (0627)							
UNEMPLOYMENT BENEFITS OTH	05.480	6798	3,414.00	3,413.52	---	0.48	
Board of Registration for Healing Arts Fund (0634)							
UNEMPLOYMENT BENEFITS OTH	05.480	8161	7,500.00	388.53	---	7,111.47	
State Board of Nursing Fund (0635)							
UNEMPLOYMENT BENEFITS OTH	05.480	6799	3,557.00	256.87	---	3,300.13	
Board of Pharmacy Fund (0637)							
UNEMPLOYMENT BENEFITS OTH	05.480	8133	7,500.00	---	---	7,500.00	
Real Estate Commission Fund (0638)							
UNEMPLOYMENT BENEFITS OTH	05.480	0790	7,500.00	---	---	7,500.00	

**STATE OF MISSOURI
SUMMARY OF APPROPRIATION ACTIVITY
SPECIAL REVENUE FUNDS
FOR THE APPROPRIATION YEAR 2021**

	H.B. No.	Appr. No.	Appropriations	Expenditures and Transfers Out	Reappropriations to 2022	Lapse of Appropriations
State Highways and Transportation Department Fund (0644)						
HWY PATROL UNEMPLOY	05.485	6365	100,000.00	31,493.45	---	68,506.55
Grain Inspection Fees Fund (0647)						
UNEMPLOYMENT BENEFITS OTH	05.480	6004	17,245.00	6,157.75	---	11,087.25
Workers' Compensation Fund (0652)						
UNEMPLOYMENT BENEFITS OTH	05.480	6005	12,951.00	12,950.95	---	0.05
Workers' Compensation - Second Injury Fund (0653)						
UNEMPLOYMENT BENEFITS OTH	05.480	6346	7,500.00	1,288.97	---	6,211.03
Railroad Expense Fund (0659)						
UNEMPLOYMENT BENEFITS OTH	05.480	6147	462.00	461.21	---	0.79
Petroleum Inspection Fund (0662)						
UNEMPLOYMENT BENEFITS OTH	05.480	3763	10,000.00	471.38	---	9,528.62
Criminal Record System Fund (0671)						
UNEMPLOYMENT BENEFITS OTH	05.480	8228	10,000.00	2,138.15	---	7,861.85
State Transportation Fund (0675)						
UNEMPLOYMENT BENEFITS OTH	05.480	7081	161.00	160.42	---	0.58
Hazardous Waste Fund (0676)						
UNEMPLOYMENT BENEFITS OTH	05.480	6151	2,004.00	2,003.05	---	0.95
Dental Board Fund (0677)						
UNEMPLOYMENT BENEFITS OTH	05.480	7082	1,004.00	1,003.70	---	0.30
State Board for Architects, Professional Engineers, Land Surveyors and Landscape Architects Fund (0678)						
UNEMPLOYMENT BENEFITS OTH	05.480	9199	7,500.00	2,439.12	---	5,060.88
Safe Drinking Water Fund (0679)						
UNEMPLOYMENT BENEFITS OTH	05.480	7080	7,500.00	776.87	---	6,723.13
Missouri Office of Prosecution Services Fund (0680)						
UNEMPLOYMENT BENEFITS OTH	05.480	8229	7,500.00	---	---	7,500.00
Crime Victims' Compensation Fund (0681)						
UNEMPLOYMENT BENEFITS OTH	05.480	7513	7,500.00	36.99	---	7,463.01
Missouri Rx Plan Fund (0779)						
UNEMPLOYMENT BENEFITS OTH	05.480	3012	7,500.00	2,016.00	---	5,484.00
Putative Father Registry Fund (0780)						
UNEMPLOYMENT BENEFITS OTH	05.480	7002	495.00	494.40	---	0.60

Economic Development Advancement Fund (0783)							
UNEMPLOYMENT BENEFITS OTH	05.480	7475	7,500.00	---	---	7,500.00	
Guaranty Agency Operating Fund (0880)							
UNEMPLOYMENT BENEFITS OTH	05.480	6357	7,500.00	13.82	---	7,486.18	
Missouri National Guard Trust Fund (0900)							
UNEMPLOYMENT BENEFITS OTH	05.480	1157	7,500.00	4,922.33	---	2,577.67	
Special Employment Security Fund (0949)							
UNEMPLOYMENT BENEFITS OTH	05.480	6750	766.00	765.31	---	0.69	
Aviation Trust Fund (0952)							
UNEMPLOYMENT BENEFITS OTH	05.480	8162	10,000.00	645.52	---	9,354.48	
Unemployment Automation Fund (0953)							
UNEMPLOYMENT BENEFITS OTH	05.480	4277	15,000.00	---	---	15,000.00	
Ambulance Service Reimbursement Allowance Fund (0958)							
UNEMPLOYMENT BENEFITS OTH	05.480	8880	7,500.00	---	---	7,500.00	
Agriculture Protection Fund (0970)							
UNEMPLOYMENT BENEFITS OTH	05.480	8135	10,000.00	4,230.87	---	5,769.13	
<u>Information Technology Services Division</u>							
Elevator Safety Fund (0257)							
DPS CON IT PS-OTHER FUNDS	05.030	3874	1.00	---	---	1.00	
DPS CON IT E&E-OTHER FUNDS	05.030	3876	16,689.00	5,379.55	---	11,309.45	
Missouri Arts Council Trust Fund (0262)							
OA CON IT E&E-NC OTHER FUNDS	05.030	6162	22,659.00	11,982.00	---	10,677.00	
Missouri Commission for the Deaf Board of Certification of Interpreters Fund (0264)							
DESE CON IT PS-OTHER FUNDS	05.030	3850	5,327.00	440.18	---	4,886.82	
DESE CON IT E&E-OTHER FUNDS	05.030	3851	3,998.00	949.02	---	3,048.98	
Missouri Air Emission Reduction Fund (0267)							
DNR CON IT E&E-OTHER FUNDS	05.030	3867	9,004.00	6,364.05	---	2,639.95	
Nursing Facility Quality of Care Fund (0271)							
DHSS CON IT PS-OTHER FUNDS	05.030	3881	253,788.00	---	---	253,788.00	
DHSS CON IT E&E-OTHER FUNDS	05.030	3885	534,117.00	514,248.94	---	19,868.06	
Division of Tourism Supplemental Revenue Fund (0274)							
DED IT CONSOLIDATION E&E	05.030	1303	55,478.00	22,553.05	---	32,924.95	
Health Initiatives Fund (0275)							
DHSS CON IT E&E-OTHER FUNDS	05.030	3885	62,999.00	60,183.56	---	2,815.44	
DSS CON IT PS-OTHER FUNDS	05.030	3886	4.00	---	---	4.00	
DSS CON IT E&E-OTHER FUNDS	05.030	3888	66.00	---	---	66.00	
Lottery Proceeds Fund (0291)							
DESE CON IT E&E-OTHER FUNDS	05.030	3851	97,124.00	35,669.87	---	61,454.13	

**STATE OF MISSOURI
SUMMARY OF APPROPRIATION ACTIVITY
SPECIAL REVENUE FUNDS
FOR THE APPROPRIATION YEAR 2021**

	H.B. No.	Appr. No.	Appropriations	Expenditures and Transfers Out	Reappropriations to 2022	Lapse of Appropriations
Animal Health Laboratory Fee Fund (0292) MDA CON IT E&E-OTHER FUNDS	05.030	3865	5,924.00	---	---	5,924.00
Mammography Fund (0293) DHSS CON IT E&E-OTHER FUNDS	05.030	3885	4,636.00	3,902.25	---	733.75
Animal Care Reserve Fund (0295) MDA CON IT E&E-OTHER FUNDS	05.030	3865	9,407.00	---	---	9,407.00
Elderly Home-Delivered Meals Trust Fund (0296) DOR CON IT E&E-OTHER FUNDS	05.030	3855	10,970.00	8,776.32	---	2,193.68
Missouri Public Health Services Fund (0298) DHSS CON IT PS-OTHER FUNDS	05.030	3881	186,537.00	71,257.02	---	115,279.98
DHSS CON IT E&E-OTHER FUNDS	05.030	3885	830,169.00	830,091.82	---	77.18
Livestock Brands Fund (0299) MDA CON IT E&E-OTHER FUNDS	05.030	3865	2,997.00	---	---	2,997.00
Veterans' Commission Capital Improvement Trust Fund (0304) DPS CON IT E&E-OTHER FUNDS	05.030	3876	194,927.00	186,608.21	---	8,318.79
Commodity Council Merchandising Fund (0406) MDA CON IT E&E-OTHER FUNDS	05.030	3865	875.00	---	---	875.00
Division of Alcohol and Tobacco Control Fund (0544) DPS CON IT PS-OTHER FUNDS	05.030	3874	165,512.00	3,534.84	---	161,977.16
DPS CON IT E&E-OTHER FUNDS	05.030	3876	2,190,432.00	58,156.36	---	2,132,275.64
Division of Credit Unions Fund (0548) DCI CON IT E&E-OTHER FUNDS	05.030	3871	18,288.00	7,915.63	---	10,372.37
Division of Finance Fund (0550) DCI CON IT PS-OTHER FUNDS	05.030	3870	61,660.00	21,395.39	---	40,264.61
DCI CON IT E&E-OTHER FUNDS	05.030	3871	171,043.00	127,644.52	---	43,398.48
Insurance Examiners Fund (0552) DCI CON IT E&E-OTHER FUNDS	05.030	3871	124,116.00	124,102.55	---	13.45
Natural Resources Protection Fund (0555) DNR CON IT E&E-OTHER FUNDS	05.030	3867	2,418.00	1,086.72	---	1,331.28
Deaf Relay Service and Equipment Distribution Program Fund (0559) DESE CON IT E&E-OTHER FUNDS	05.030	3851	12,989.00	1,525.45	---	11,463.55
Professional and Practical Nursing Student Loan and Nurse Loan Repayment Fund (0565) DHSS CON IT PS-OTHER FUNDS	05.030	3881	1,593.00	---	---	1,593.00
DHSS CON IT E&E-OTHER FUNDS	05.030	3885	5,594.00	4,680.87	---	913.13

Insurance Dedicated Fund (0566)							
DCI CON IT PS-OTHER FUNDS	05.030	3870	563,870.00	254,270.75	---	---	309,599.25
DCI CON IT E&E-OTHER FUNDS	05.030	3871	401,043.00	262,984.05	---	---	138,058.95
Natural Resources Protection - Water Pollution							
Permit Fee Subaccount Fund (0568)							
DNR CON IT E&E-OTHER FUNDS	05.030	3867	70,767.00	69,882.59	---	---	884.41
Solid Waste Management - Scrap Tire							
Subaccount Fund (0569)							
DNR CON IT E&E-OTHER FUNDS	05.030	3867	5,893.00	3,831.61	---	---	2,061.39
Solid Waste Management Fund (0570)							
DNR CON IT E&E-OTHER FUNDS	05.030	3867	13,689.00	12,691.66	---	---	997.34
Metallic Minerals Waste Management Fund (0575)							
DNR CON IT E&E-OTHER FUNDS	05.030	3867	574.00	387.48	---	---	186.52
Livestock Sales and Markets Fees Fund (0581)							
MDA CON IT E&E-OTHER FUNDS	05.030	3865	259.00	---	---	---	259.00
Natural Resources Protection - Air Pollution							
Asbestos Fee Subaccount Fund (0584)							
DNR CON IT E&E-OTHER FUNDS	05.030	3867	2,840.00	2,170.82	---	---	669.18
Underground Storage Tank Regulation							
Program Fund (0586)							
DNR CON IT E&E-OTHER FUNDS	05.030	3867	2,335.00	1,876.42	---	---	458.58
Chemical Emergency Preparedness							
Fund (0587)							
DPS CON IT E&E-OTHER FUNDS	05.030	3876	11,424.00	3,810.67	---	---	7,613.33
Motor Vehicle Commission Fund (0588)							
DOR CON IT PS-OTHER FUNDS	05.030	3854	71,704.00	40,529.53	---	---	31,174.47
DOR CON IT E&E-OTHER FUNDS	05.030	3855	42,804.00	9,970.14	---	---	32,833.86
Natural Resources Protection - Air Pollution							
Permit Fee Subaccount Fund (0594)							
DNR CON IT E&E-OTHER FUNDS	05.030	3867	73,900.00	73,870.98	---	---	29.02
Conservation Commission Fund (0609)							
DOR CON IT E&E-OTHER FUNDS	05.030	3855	33,197.00	26,558.88	---	---	6,638.12
Parks Sales Tax Fund (0613)							
DNR CON IT E&E-OTHER FUNDS	05.030	3867	475,944.00	475,835.28	---	---	108.72
Soil and Water Sales Tax Fund (0614)							
DNR CON IT E&E-OTHER FUNDS	05.030	3867	330,693.00	330,672.10	---	---	20.90
Livestock Dealer Law Enforcement and							
Administration Fund (0624)							
MDA CON IT E&E-OTHER FUNDS	05.030	3865	94.00	---	---	---	94.00
State Highways and Transportation							
Department Fund (0644)							
DOR CON IT PS-OTHER FUNDS	05.030	3854	947,385.00	848,298.19	---	---	99,086.81
DOR CON IT E&E-OTHER FUNDS	05.030	3855	1,902,388.00	1,845,315.00	---	---	57,073.00

**STATE OF MISSOURI
SUMMARY OF APPROPRIATION ACTIVITY
SPECIAL REVENUE FUNDS
FOR THE APPROPRIATION YEAR 2021**

	H.B. No.	Appr. No.	Appropriations	Expenditures and Transfers Out	Reappropriations to 2022	Lapse of Appropriations
Milk Inspection Fees Fund (0645)						
MDA CON IT E&E-OTHER FUNDS	05.030	3865	4,960.00	1,115.54	---	3,844.46
Health and Senior Services Document Services Fund (0646)						
DHSS CON IT PS-OTHER FUNDS	05.030	3881	17.00	---	---	17.00
DHSS CON IT E&E-OTHER FUNDS	05.030	3885	98,305.00	649.65	---	97,655.35
Grain Inspection Fees Fund (0647)						
MDA CON IT E&E-OTHER FUNDS	05.030	3865	33,844.00	490.18	---	33,353.82
Workers' Compensation Fund (0652)						
DOLIR CON IT PS-OTHER FUNDS	05.030	3872	309,948.00	307,197.72	---	2,750.28
DOLIR CON IT E&E-OTHER FUNDS	05.030	3873	28,024,460.00	2,926,738.89	---	25,097,721.11
Groundwater Protection Fund (0660)						
DNR CON IT E&E-OTHER FUNDS	05.030	3867	9,300.00	6,505.38	---	2,794.62
Petroleum Inspection Fund (0662)						
MDA CON IT PS-OTHER FUNDS	05.030	3863	1.00	---	---	1.00
Missouri Land Survey Fund (0668)						
MDA CON IT PS-OTHER FUNDS	05.030	3863	27,028.00	---	---	27,028.00
MDA CON IT E&E-OTHER FUNDS	05.030	3865	153,284.00	1,547.85	---	151,736.15
Hazardous Waste Fund (0676)						
DNR CON IT E&E-OTHER FUNDS	05.030	3867	26,706.00	26,500.24	---	205.76
DHSS CON IT E&E-OTHER FUNDS	05.030	3885	10,699.00	10,202.12	---	496.88
Safe Drinking Water Fund (0679)						
DNR CON IT E&E-OTHER FUNDS	05.030	3867	41,671.00	40,976.06	---	694.94
DHSS CON IT PS-OTHER FUNDS	05.030	3881	1.00	---	---	1.00
DHSS CON IT E&E-OTHER FUNDS	05.030	3885	16,303.00	4,367.07	---	11,935.93
Crime Victims' Compensation Fund (0681)						
DPS CON IT PS-OTHER FUNDS	05.030	3874	3,788.00	2,316.64	---	1,471.36
DPS CON IT E&E-OTHER FUNDS	05.030	3876	25,539.00	25,528.91	---	10.09
Agriculture Business Development Fund (0683)						
MDA CON IT E&E-OTHER FUNDS	05.030	3865	2,490.00	---	---	2,490.00
Children's Trust Fund (0694)						
OA CON IT E&E-OTHER FUNDS	05.030	3861	4,199.00	640.61	---	3,558.39
Proprietary School Certification Fund (0729)						
DHEWD CON IT PS-OTHER FUNDS	05.030	3852	11,161.00	---	---	11,161.00
DHEWD CON IT E&E-OTHER FUNDS	05.030	3853	62,066.00	57,134.94	---	4,931.06
Boiler and Pressure Vessels Safety Fund (0744)						
DPS CON IT E&E-OTHER FUNDS	05.030	3876	14,519.00	11,711.74	---	2,807.26

Missouri Rx Plan Fund (0779)							
DSS CON IT E&E-OTHER FUNDS	05.030	3888	14,999.00	---	---	14,999.00	
Putative Father Registry Fund (0780)							
DHSS CON IT E&E-OTHER FUNDS	05.030	3885	12,299.00	3,036.72	---	9,262.28	
Geologic Resources Fund (0801)							
DNR CON IT E&E-OTHER FUNDS	05.030	3867	1,446.00	598.35	---	847.65	
Organ Donor Program Fund (0824)							
DHSS CON IT PS-OTHER FUNDS	05.030	3881	5,180.00	591.25	---	4,588.75	
DHSS CON IT E&E-OTHER FUNDS	05.030	3885	266,999.00	92,981.04	---	174,017.96	
Child Labor Enforcement Fund (0826)							
DOLIR CON IT E&E-OTHER FUNDS	05.030	3873	14,994.00	---	---	14,994.00	
Guaranty Agency Operating Fund (0880)							
DHEWD CON IT PS-OTHER FUNDS	05.030	3852	149,574.00	---	---	149,574.00	
DHEWD CON IT E&E-OTHER FUNDS	05.030	3853	186,325.00	117,386.95	---	68,938.05	
Agriculture Development Fund (0904)							
MDA CON IT E&E-OTHER FUNDS	05.030	3865	879.00	---	---	879.00	
Mined Land Reclamation Fund (0906)							
DNR CON IT E&E-OTHER FUNDS	05.030	3867	5,945.00	5,813.31	---	131.69	
Special Employment Security Fund (0949)							
DOLIR CON IT E&E-OTHER FUNDS	05.030	3873	3,109,998.00	176,196.00	---	2,933,802.00	
Unemployment Automation Fund (0953)							
DOLIR CON IT PS-OTHER FUNDS	05.030	3872	22,091.00	---	---	22,091.00	
DOLIR IT CNSL COMP SYSTEM	05.030	4446	8,818,316.00	---	---	8,818,316.00	
Ambulance Service Reimbursement Allowance Fund (0958)							
DHSS CON IT E&E-OTHER FUNDS	05.030	3885	200,000.00	186,815.00	---	13,185.00	
Agriculture Protection Fund (0970)							
MDA CON IT PS-OTHER FUNDS	05.030	3863	71,302.00	822.27	---	70,479.73	
MDA CON IT E&E-OTHER FUNDS	05.030	3865	171,213.00	35,147.24	---	136,065.76	
<u>Division of Facilities Management,</u>							
<u>Design and Construction</u>							
Children's Trust Fund (0694)							
OA STATE OWNED	13.010	7675	24,593.00	24,015.36	---	577.64	
State Capitol Commission Fund (0745)							
2ND STATE CAPITOL COMM	05.085	6364	25,000.00	---	---	25,000.00	
<u>Division of General Services</u>							
Conservation Commission Fund (0609)							
WORKERS' COMP & SIF TAX	05.530	3439	125,000.00	34,989.75	---	90,010.25	
WORKERS' COMPENSATION	05.520	4542	1,200,000.00	989,219.03	---	210,780.97	

**STATE OF MISSOURI
SUMMARY OF APPROPRIATION ACTIVITY
SPECIAL REVENUE FUNDS
FOR THE APPROPRIATION YEAR 2021**

	H.B. No.	Appr. No.	Appropriations	Expenditures and Transfers Out	Reappropriations to 2022	Lapse of Appropriations
<u>Division of Purchasing</u>						
Agriculture Protection Fund (0970) PURCHASING PS	05.065	6091	1,620.00	1,465.10	---	154.90
<u>Administrative Hearing Com</u>						
Missouri Veterans' Health and Care Fund (0606) ADMIN HEARING COMM PS	15.095	7148	28,750.00	---	---	28,750.00
ADMIN HEARING COMM E&E	15.095	7149	20,700.00	---	---	20,700.00
<u>Children's Trust Fund</u>						
Children's Trust Fund (0694) CTF PROGRAMS E&E	05.165	4998	700,000.00	522,829.18	---	177,170.82
CTF PROGRAMS	05.165	5608	2,350,000.00	1,647,307.58	---	702,692.42
CHILDREN'S TRUST FUND PS	05.165	8371	296,269.00	295,852.09	---	416.91
CHILDREN'S TRUST FUND E&E	05.165	8372	108,985.00	31,674.61	---	77,310.39
<u>DEPARTMENT OF AGRICULTURE</u>						
Animal Health Laboratory Fee Fund (0292) AGRICULTURE STATE OWNED	13.010	7808	34,969.00	33,939.20	---	1,029.80
Animal Care Reserve Fund (0295) AGRICULTURE STATE OWNED	13.010	7678	3,209.00	3,208.56	---	0.44
Commodity Council Merchandising Fund (0406) AGRICULTURE STATE OWNED	13.010	7679	3,070.00	3,069.60	---	0.40
Industrial Hemp Fund (0476) AGRICULTURE STATE OWNED	13.010	6074	3,095.00	1,289.60	---	1,805.40
Milk Inspection Fees Fund (0645) AGRICULTURE STATE OWNED	13.010	7681	3,953.00	3,940.48	---	12.52
Grain Inspection Fees Fund (0647) AGRICULTURE LEASING	13.005	1474	67,899.00	66,008.26	---	1,890.74
AGRICULTURE STATE OWNED	13.010	7682	3,425.00	3,424.08	---	0.92
Petroleum Inspection Fund (0662) AGRICULTURE LEASING	13.005	0653	7,735.00	6,494.00	---	1,241.00
AGRICULTURE STATE OWNED	13.010	7683	116,950.00	105,038.56	---	11,911.44
Agriculture Development Fund (0904) AGRICULTURE STATE OWNED	13.010	7686	1,415.00	1,410.28	---	4.72

Agriculture Protection Fund (0970)							
AGRICULTURE LEASING	13.005	8194	1,063.00	1,003.00	---	60.00	
AGRICULTURE STATE OWNED	13.010	8245	274,685.00	274,684.32	---	0.68	
<u>Office of the Director</u>							
Animal Health Laboratory Fee Fund (0292)							
DIRECTOR'S OFFICE PS	06.005	7904	24,305.00	23,191.54	---	1,113.46	
DIRECTOR'S OFFICE E&E	06.005	7905	2,500.00	---	---	2,500.00	
Animal Care Reserve Fund (0295)							
DIRECTOR'S OFFICE PS	06.005	7906	24,364.00	23,564.55	---	799.45	
DIRECTOR'S OFFICE E&E	06.005	7907	2,494.00	---	---	2,494.00	
Grain Inspection Fees Fund (0647)							
DIRECTOR'S OFFICE PS	06.005	7922	86,195.00	86,175.61	---	19.39	
DIRECTOR'S OFFICE E&E	06.005	7923	5,192.00	1,000.00	---	4,192.00	
Petroleum Inspection Fund (0662)							
DIRECTOR'S OFFICE PS	06.005	7926	109,271.00	109,214.24	---	56.76	
DIRECTOR'S OFFICE E&E	06.005	7927	6,178.00	1,000.00	---	5,178.00	
Missouri Land Survey Fund (0668)							
DIRECTOR'S OFFICE PS	06.005	8875	18,871.00	18,863.06	---	7.94	
DIRECTOR'S OFFICE E&E	06.005	8876	1,548.00	---	---	1,548.00	
Veterinary Student Loan Payment Fund (0803)							
VETERINARY ST LOAN PRG	06.015	3209	180,000.00	116,400.00	---	63,600.00	
Agriculture Protection Fund (0970)							
DIRECTOR'S OFFICE PS	06.005	7855	599,335.00	512,614.84	---	86,720.16	
DIRECTOR'S OFFICE E&E	06.005	7856	116,919.00	113,583.04	---	3,335.96	
REFUND ACCOUNT	06.005	7857	13,500.00	2,960.65	---	10,539.35	
<u>Division of Animal Health</u>							
Animal Health Laboratory Fee Fund (0292)							
ANIMAL HEALTH ADMIN PS	06.080	1222	111,943.00	---	---	111,943.00	
ANIMAL HEALTH ADMIN E&E	06.080	2186	867,050.00	634,472.70	---	232,577.30	
Animal Care Reserve Fund (0295)							
ANIMAL HEALTH ADMIN PS	06.080	1224	484,180.00	164,967.30	---	319,212.70	
ANIMAL HEALTH ADMIN E&E	06.080	2187	235,956.00	185,640.66	---	50,315.34	
Livestock Brands Fund (0299)							
LIVESTOCK BRANDS PRGM	06.080	1227	38,370.00	36,697.94	---	1,672.06	
ANIMAL HEALTH ADMIN PS	06.080	8720	117.00	---	---	117.00	
Livestock Sales and Markets Fees Fund (0581)							
LIVESTOCK MARKETS	06.080	9462	23,018.00	10,442.01	---	12,575.99	
Missouri Pet Spay/Neuter Fund (0747)							
ANIMAL HEALTH ADMIN E&E	06.080	2830	50,000.00	23,113.00	---	26,887.00	
Agriculture Protection Fund (0970)							
ANIMAL HEALTH ADMIN E&E	06.080	7863	2,462.00	235.69	---	2,226.31	
Large Carnivore Fund (0988)							
ANIMAL HEALTH ADMIN E&E	06.080	8215	10,000.00	10,000.00	---	---	

**STATE OF MISSOURI
SUMMARY OF APPROPRIATION ACTIVITY
SPECIAL REVENUE FUNDS
FOR THE APPROPRIATION YEAR 2021**

	H.B. No.	Appr. No.	Appropriations	Expenditures and Transfers Out	Reappropriations to 2022	Lapse of Appropriations
<u>Division of Grain Inspection and Warehousing</u>						
Commodity Council Merchandising Fund (0406)						
COMMODITY MERCHNDNG PS	06.090	2417	54,605.00	40,163.97	---	14,441.03
COMMODITY MERCHNDNG E&E	06.090	2418	31,651.00	14,420.44	---	17,230.56
Aquaculture Marketing Development Fund (0573)						
MO AQUACULTURE COUNCIL	06.095	2419	7,000.00	4,767.90	---	2,232.10
Apple Merchandising Fund (0615)						
RES & MKT DEV OF APPLES	06.095	2421	7,000.00	---	---	7,000.00
Grain Inspection Fees Fund (0647)						
GRAIN INSPECTION SVS E&E	06.090	2388	604,694.00	485,239.27	---	119,454.73
GRAIN INSPECTION SVS PS	06.090	3201	2,182,025.00	1,977,464.33	---	204,560.67
Missouri Wine Marketing and Research Development Fund (0855)						
WINE MKTNG & RESEARCH	06.095	0554	60,000.00	19,498.12	---	40,501.88
Agriculture Protection Fund (0970)						
GRAIN REGULATORY SVS E&E	06.090	7865	85,000.00	33,833.18	---	51,166.82
<u>Division of Plant Industries</u>						
Industrial Hemp Fund (0476)						
INDUS HEMP PS	06.100	5015	252,430.00	103,219.61	---	149,210.39
INDUS HEMP EE	06.100	5016	34,112.00	6,587.17	---	27,524.83
Boll Weevil Suppression and Eradication Fund (0823)						
BOLL WEEVIL ERADICAT PS	06.100	0556	42,613.00	9,713.88	---	32,899.12
BOLL WEEVIL ERADICAT E&E	06.100	0557	24,657.00	143.84	---	24,513.16
Agriculture Protection Fund (0970)						
HEMP PS	06.100	1001	79,254.00	---	---	79,254.00
HEMP E&E	06.100	1002	27,408.00	---	---	27,408.00
PLANT INDUSTRIES PRGM PS	06.100	7866	2,262,626.00	1,788,433.82	---	474,192.18
PLANT INDUSTRIES PRGM E&E	06.100	7867	1,255,263.00	646,890.80	---	608,372.20
GYPSY MOTH CNTRL PRGM PS	06.100	7868	140,437.00	116,299.27	---	24,137.73
GYPSY MOTH CNTRL PRGM E&E	06.100	7869	58,000.00	24,751.03	---	33,248.97
<u>Division of Weights, Measures and Consumer Protection</u>						
Petroleum Inspection Fund (0662)						
WEIGHTS & MEASURES E&E	06.105	2573	965,231.00	612,302.88	---	352,928.12
WEIGHTS & MEASURES PS	06.105	8381	1,696,029.00	1,499,109.20	---	196,919.80

Agriculture Protection Fund (0970)							
WEIGHTS & MEASURES PS	06.105	7870	563,562.00	447,725.99	---	---	115,836.01
WEIGHTS & MEASURES E&E	06.105	7871	275,088.00	187,026.64	---	---	88,061.36
<u>State Milk Board</u>							
Milk Inspection Fees Fund (0645)							
STATE MILK BOARD PS	06.130	0265	490,595.00	315,222.18	---	---	175,372.82
STATE MILK BOARD E&E	06.130	0267	212,407.00	149,016.81	---	---	63,390.19
MILK BOARD LOCAL HLTH	06.130	0268	736,022.00	142,336.46	---	---	593,685.54
<u>Agriculture Business Development</u>							
Agriculture Business Development Fund (0683)							
AGRI BUS GOV'S CONF ON AG	06.020	2114	210,638.00	---	---	---	210,638.00
AGRI BUSINESS DEV PS	06.020	7345	19,238.00	---	---	---	19,238.00
AGRI BUSINESS DEV E&E	06.020	7346	76,735.00	18,329.96	---	---	58,405.04
AgriMissouri Fund (0897)							
AGRI BUSINESS DEV E&E	06.020	3032	140,000.00	17,648.41	---	---	122,351.59
Agriculture Development Fund (0904)							
AG DEVELOPMENT PRGM PS	06.070	5394	80,403.00	51,310.56	---	---	29,092.44
AG DEVELOPMENT PRGM E&E	06.070	5395	41,744.00	3,760.63	---	---	37,983.37
AG DEVEL FUND INVESTMENTS	06.070	9913	100,000.00	13,000.00	---	---	87,000.00
Agriculture Protection Fund (0970)							
GRANTS FOR URBAN AG	06.020	1610	50,000.00	42,009.93	---	---	7,990.07
AGRI BUSINESS DEV PS	06.020	7859	1,282,394.00	1,082,190.00	---	---	200,204.00
AGRI BUSINESS DEV E&E	06.020	7860	421,004.00	228,742.29	---	---	192,261.71
MISSOURI GROWN PS	06.025	7861	38,973.00	10,014.45	---	---	28,958.55
MISSOURI GROWN E&E	06.025	7862	218,756.00	85,236.64	---	---	133,519.36
URBAN AGRICULTURE PROGRAM	06.020	8331	25,000.00	---	---	---	25,000.00
DELTA REGNL AUTH ORG DUES	06.020	9194	150,644.00	113,681.63	---	---	36,962.37
Livestock Feed and Crop Loan Program Fund (0978)							
AG&SMALL BUS DEV AUTH PS	06.035	8212	11,923.00	---	---	---	11,923.00
AG&SMALL BUS DEV AUTH E&E	06.035	8213	2,000.00	---	---	---	2,000.00
<u>Missouri State Fair</u>							
State Fair Trust Fund (0951)							
FUNDING TO START FAIR	06.120	3812	9,900.00	---	---	---	9,900.00
Agriculture Protection Fund (0970)							
STATE FAIR ADMIN PS	06.115	7872	558,628.00	558,404.42	---	---	223.58
<u>State Land Survey</u>							
Missouri Land Survey Fund (0668)							
LAND SURVEY OPERATIONS PS	06.110	8825	762,985.00	479,713.44	---	---	283,271.56
LAND SURVEY OPERTIONS E&E	06.110	8826	206,830.00	134,272.57	---	---	72,557.43
LAND SURVEY RESTOR PROJ	06.110	8832	90,000.00	---	---	---	90,000.00

**STATE OF MISSOURI
SUMMARY OF APPROPRIATION ACTIVITY
SPECIAL REVENUE FUNDS
FOR THE APPROPRIATION YEAR 2021**

	H.B. No.	Appr. No.	Appropriations	Expenditures and Transfers Out	Reappropriations to 2022	Lapse of Appropriations
<u>DEPARTMENT OF COMMERCE AND INSURANCE</u>						
Division of Credit Unions Fund (0548)						
INSURANCE STATE OWNED	13.010	7708	32,551.00	28,532.60	---	4,018.40
Division of Finance Fund (0550)						
INSURANCE LEASING	13.005	3739	64,327.00	58,938.55	---	5,388.45
INSURANCE STATE OWNED	13.010	7709	189,247.00	189,246.60	---	0.40
Insurance Examiners Fund (0552)						
INSURANCE EXAMINATIONS PS	07.415	0793	3,586,482.00	2,719,310.31	---	867,171.69
INSURANCE EXAMINATIONS EE	07.415	2042	711,625.00	26,938.53	---	684,686.47
INSURANCE LEASING	13.005	3734	7,515.00	5,437.00	---	2,078.00
REFUNDS	07.415	6116	60,000.00	37,123.98	---	22,876.02
INSURANCE STATE OWNED	13.010	7710	99,915.00	97,898.60	---	2,016.40
Insurance Dedicated Fund (0566)						
INSURANCE LEASING	13.005	6082	4,947.00	4,947.00	---	---
REFUNDS	07.410	6115	75,000.00	27,485.00	---	47,515.00
HEALTH INSUR COUNSELING	07.420	7021	200,000.00	200,000.00	---	---
INSURANCE STATE OWNED	13.010	7711	355,608.00	355,607.36	---	0.64
INSURANCE OPERATIONS PS	07.410	9907	9,180,623.00	8,866,282.24	---	314,340.76
INSURANCE OPERATIONS E&E	07.410	9908	1,919,657.00	706,994.59	---	1,212,662.41
Manufactured Housing Fund (0582)						
INSURANCE LEASING	13.005	5617	21,272.00	8,894.68	---	12,377.32
Public Service Commission Fund (0607)						
INSURANCE LEASING	13.005	5616	874,371.00	814,937.31	---	59,433.69
INSURANCE STATE OWNED	13.010	5625	104,417.00	101,326.80	---	3,090.20
Consumer Restitution Fund (0792)						
INSURANCE OPERATIONS	07.410	3703	5,000.00	---	---	5,000.00
<u>Division of Credit Unions</u>						
Division of Credit Unions Fund (0548)						
CREDIT UNIONS E&E	07.425	2195	147,910.00	66,173.19	---	81,736.81
CREDIT UNIONS PS	07.425	3657	1,225,113.00	1,009,762.94	---	215,350.06
<u>Division of Finance</u>						
Division of Finance Fund (0550)						
DIV OF FINANCE E&E	07.430	2196	764,606.00	278,665.39	---	485,940.61
DIV OF FINANCE PS	07.430	3658	8,447,551.00	7,409,382.43	---	1,038,168.57
OUT-OF-STATE EXAMS E&E	07.430	6138	48,250.00	---	---	48,250.00
ORGANIZATIONAL DUES	07.430	9355	140,000.00	131,422.00	---	8,578.00

Professional Registration

State Board of Accountancy Fund (0627)							
BOARD OF ACCOUNTANCY E&E	07.455	2214	247,808.00	247,808.00	---	---	
BOARD OF ACCOUNTANCY PS	07.455	3666	316,400.00	294,321.68	---	22,078.32	
State Board of Podiatric Medicine Fund (0629)							
PODIATRIC MEDICINE	07.505	0839	13,747.00	2,215.40	---	11,531.60	
State Board of Chiropractic Examiners Fund (0630)							
CHIROPRACTIC EXAMINERS	07.465	0820	131,983.00	48,324.86	---	83,658.14	
Board of Embalmers and Funeral Directors Fund (0633)							
EMBALMERS & FUNERAL DIR	07.480	0833	164,518.00	97,339.44	---	67,178.56	
Board of Registration for Healing Arts Fund (0634)							
BD FOR HEALING ART E&E	07.485	2230	753,637.00	531,363.76	---	222,273.24	
BD FOR HEALING ART PS	07.485	3673	2,000,970.00	1,852,643.69	---	148,326.31	
State Board of Nursing Fund (0635)							
BOARD OF NURSING E&E	07.490	2244	578,015.00	386,288.87	---	191,726.13	
STATE NURSING BRD GRANTS	07.490	2938	2,000,000.00	418,864.00	---	1,581,136.00	
BOARD OF NURSING PS	07.490	3675	1,339,829.00	1,241,373.87	---	98,455.13	
Optometry Fund (0636)							
BOARD OF OPTOMETRY	07.495	0836	34,957.00	4,710.02	---	30,246.98	
Board of Pharmacy Fund (0637)							
BOARD OF PHARMACY E&E	07.500	2262	1,418,974.00	398,526.62	---	1,020,447.38	
PHARMACY CRIM HISTORY	07.500	2586	5,000.00	---	---	5,000.00	
BOARD OF PHARMACY PS	07.500	3677	1,239,241.00	1,209,281.96	---	29,959.04	
Real Estate Commission Fund (0638)							
MO REAL ESTATE COMM E&E	07.510	2266	277,160.00	126,236.87	---	150,923.13	
MO REAL ESTATE COMM PS	07.510	3679	1,001,491.00	921,903.15	---	79,587.85	
Veterinary Medical Board Fund (0639)							
TESTING SERVICES	07.515	0329	50,000.00	---	---	50,000.00	
MO VETERINARY MEDICAL BD	07.515	0840	58,317.00	37,614.03	---	20,702.97	
Dental Board Fund (0677)							
DENTAL BOARD E&E	07.475	2224	237,918.00	46,514.47	---	191,403.53	
DENTAL BOARD PS	07.475	3671	379,020.00	276,557.25	---	102,462.75	
State Board for Architects, Professional Engineers, Land Surveyors and Landscape Architects Fund (0678)							
ARCH PE & LAND SURV E&E	07.460	2223	302,396.00	179,665.65	---	122,730.35	
ARCH PE & LAND SURV PS	07.460	3667	387,319.00	299,025.46	---	88,293.54	
Board of Cosmetology and Barber Examiners Fund (0785)							
BD COSM & BARBERS E&E	07.470	1673	314,657.00	202,892.89	---	111,764.11	
CRIMINAL HISTORY CHECKS	07.470	1674	1,000.00	---	---	1,000.00	

**STATE OF MISSOURI
SUMMARY OF APPROPRIATION ACTIVITY
SPECIAL REVENUE FUNDS
FOR THE APPROPRIATION YEAR 2021**

	H.B. No.	Appr. No.	Appropriations	Expenditures and Transfers Out	Reappropriations to 2022	Lapse of Appropriations
<u>Public Service Commission</u>						
Deaf Relay Service and Equipment Distribution Program Fund (0559)						
DEAF RELAY PROGRAM	07.555	5085	2,495,834.00	414,001.24	---	2,081,832.76
Manufactured Housing Fund (0582)						
MANUF HOUSING ADMIN PS	07.540	5073	399,070.00	252,570.97	---	146,499.03
MANUF HOUSING ADMIN E&E	07.540	5074	354,472.00	56,133.08	---	298,338.92
MANUFACTD HOUSING PRGM	07.540	5076	20,000.00	20,000.00	---	---
MANUFACTD HOUSING REFUNDS	07.540	5077	10,000.00	---	---	10,000.00
Public Service Commission Fund (0607)						
PUBLIC SERVICE COMM PS	07.555	5082	11,566,798.00	10,596,265.57	---	970,532.43
PUBLIC SERVICE COMM E&E	07.555	5083	2,285,028.00	732,789.73	---	1,552,238.27
PSC REFUNDS	07.555	5084	10,000.00	800.00	---	9,200.00
Manufactured Housing Consumer Recovery Fund (0909)						
MANUF HOUSING CONSUMER RC	07.540	5078	192,000.00	---	---	192,000.00
<u>DEPARTMENT OF CONSERVATION</u>						
Conservation Commission Fund (0609)						
MDC STWIDE CONSTRUCTION	17.170	4609	2,310,000.00	1,529,076.89	780,923.00	0.11
MDC STWIDE M&R	18.045	4727	6,200,000.00	2,144,503.62	---	4,055,496.38
VEHICLE CHECKPOINTS E&E	06.641	4867	1.00	---	---	1.00
MDC STWIDE CONSTRUCTION	17.175	5282	13,765,000.00	444,864.65	13,320,135.00	0.35
MDC STWIDE M&R	18.045	5336	22,390,000.00	2,060,511.77	---	20,329,488.23
HABITAT MANAGEMENT PS	06.600	6046	14,842,619.00	14,219,459.27	---	623,159.73
HABITAT MANAGEMENT EE	06.600	6047	16,132,683.00	15,966,859.17	---	165,823.83
FISH & WILDLIFE MGMT PS	06.605	6048	20,031,278.00	19,258,607.41	---	772,670.59
FISH & WILDLIFE MGMT EE	06.605	6049	9,751,190.00	8,220,346.80	---	1,530,843.20
RECREATION MANAGEMENT PS	06.610	6050	10,858,120.00	9,132,054.64	---	1,726,065.36
RECREATION MANAGEMENT EE	06.610	6051	7,560,915.00	4,921,326.79	---	2,639,588.21
EDUCATION & COMM PS	06.615	6052	8,818,032.00	8,344,477.66	---	473,554.34
EDUCATION & COMM EE	06.615	6053	7,635,249.00	7,399,267.27	---	235,981.73
CONS BUSINESS SERVICES PS	06.620	6054	16,477,587.00	14,300,413.78	---	2,177,173.22
CONS BUSINESS SERVICES EE	06.620	6055	36,859,696.00	34,479,179.01	---	2,380,516.99
STAFF DEVELOP & BENES PS	06.625	6056	15,761,703.00	12,982,772.72	---	2,778,930.28
STAFF DEVELOP & BENES EE	06.625	6057	2,031,238.00	1,217,827.16	---	813,410.84

MDC STWIDE M&R	18.045	6319	18,700,000.00	11,682,595.32	---	7,017,404.68
MDC STWIDE CONSTRUCTION	19.020	6360	21,000,000.00	990,861.24	20,009,138.00	0.76
BLACK VULTURE CONTROL	06.650	6446	250,000.00	---	---	250,000.00
CONSV FEDERATION MO E&E	06.632	6448	1.00	---	---	1.00
SHARE THE HARVEST	06.631	6550	300,000.00	---	---	300,000.00
OPERATION GAME THIEF	06.633	6551	9,000.00	---	---	9,000.00
FERAL HOG EQUIPMENT	06.600	7010	250,000.00	---	---	250,000.00

DEPARTMENT OF ECONOMIC DEVELOPMENT

Division of Tourism Supplemental Revenue
Fund (0274)

DED LEASING	13.005	1982	14,437.00	4,413.50	---	10,023.50
DED STATE OWNED	13.010	7698	117,658.00	98,274.24	---	19,383.76

Regional Engagement Division

Economic Development Advancement
Fund (0783)

BUS RECRUITM & MARKET E&E	07.005	5092	3,000,000.00	3,000,000.00	---	---
---------------------------	--------	------	--------------	--------------	-----	-----

Business and Community Solutions Division

Economic Development Advancement
Fund (0783)

EDAF REFUNDS	07.015	5101	10,000.00	9,463.84	---	536.16
INTRN TR & INVEST OFC E&E	07.015	5102	1,500,000.00	1,244,700.00	---	255,300.00
MAINSTREET PROGRAM	07.035	5108	300,000.00	300,000.00	---	---
BUS & COMM SOLUTIONS E&E	07.015	6177	355,000.00	81,533.79	---	273,466.21

Missouri Supplemental Tax Increment
Financing Fund (0848)

STATE TIF PROGRAM	07.045	5109	31,844,958.00	31,844,958.00	---	---
-------------------	--------	------	---------------	---------------	-----	-----

Missouri One Start Division

Missouri One Start Community College New
Jobs Training Fund (0563)

COMM COLL NEW JOBS TRNG	07.090	5121	16,000,000.00	7,153,984.97	---	8,846,015.03
-------------------------	--------	------	---------------	--------------	-----	--------------

Missouri One Start Community College Job
Retention Training Fund (0717)

JOBS RETENTION TRG PRG	07.095	5122	11,000,000.00	6,795,308.91	---	4,204,691.09
------------------------	--------	------	---------------	--------------	-----	--------------

Division of Tourism

Division of Tourism Supplemental Revenue
Fund (0274)

TOURISM PS	07.125	1030	1,740,421.00	1,195,333.30	---	545,087.70
TOURISM E&E	07.125	2192	16,039,900.00	10,302,486.51	---	5,737,413.49

**STATE OF MISSOURI
SUMMARY OF APPROPRIATION ACTIVITY
SPECIAL REVENUE FUNDS
FOR THE APPROPRIATION YEAR 2021**

	H.B. No.	Appr. No.	Appropriations	Expenditures and Transfers Out	Reappropriations to 2022	Lapse of Appropriations
AMERICAN JAZZ REDEV AUTHOR	07.125	4929	100,000.00	100,000.00	---	---
BICENTENNIAL CELEBRATION	07.125	5243	350,000.00	350,000.00	---	---
BLACK ARCHIVES	07.125	5602	75,000.00	75,000.00	---	---
FILM OFFICE E&E	07.125	8704	200,115.00	134,627.32	---	65,487.68
Tourism Marketing Fund (0650)						
TOURISM E&E	07.125	8403	24,500.00	6,726.72	---	17,773.28
<u>Missouri Housing Development Commission</u>						
Missouri Housing Trust Fund (0254)						
MO HOUSING DEVELOP COMM	07.135	0980	4,450,000.00	3,188,178.41	---	1,261,821.59
<u>DEPARTMENT OF ELEMENTARY AND SECONDARY EDUCATION</u>						
Deaf Relay Service and Equipment Distribution Program Fund (0559)						
DESE LEASING	13.005	2478	27,041.00	22,026.96	---	5,014.04
<u>Division of Financial and Administrative Services</u>						
School District Bond Fund (0248)						
SCHOOL DISTRICT BONDS	02.075	0113	492,000.00	449,942.64	---	42,057.36
Outstanding Schools Trust Fund (0287)						
FOUNDATION-FORMULA	02.015	0678	204,068.00	204,068.00	---	---
FOUNDATION-FORMULA-NC	02.015	9109	836,600,000.00	836,600,000.00	---	---
Lottery Proceeds Fund (0291)						
FOUNDATION-TRANSPORTATION	02.015	2362	72,773,102.00	72,773,102.00	---	---
FOUNDATION-FORMULA	02.015	5667	63,777,833.00	63,777,833.00	---	---
State School Moneys Fund (0616)						
FOUNDATION-FORMULA	02.015	0679	69,276,785.00	57,443,986.38	---	11,832,798.62
FOUNDATION-FORMULA-NC	02.015	8966	136,908,313.00	133,225,383.99	---	3,682,929.01
School District Trust Fund (0688)						
SCHOOL DISTRICT TRUST FND	02.055	5240	958,400,000.00	958,400,000.00	---	---
Classroom Trust Fund (0784)						
FOUNDATION-FORMULA	02.015	2079	353,359,576.00	337,204,647.83	---	16,154,928.17

Division of Learning Services

Lottery Proceeds Fund (0291)							
HIGH NEED FUND	02.205	0657	19,590,000.00	19,590,000.00	---	---	---
PERFORM BASED ASSESSMENT	02.105	1289	4,311,255.00	---	---	---	4,311,255.00
VIRTUAL EDUCATION E&E	02.070	4269	389,778.00	44,028.13	---	---	345,749.87
PUBLIC PLACEMENT HIGH USE	02.215	4906	250,000.00	250,000.00	---	---	---
FOUNDATION-EARLY SPEC ED	02.015	5645	16,548,507.00	16,548,507.00	---	---	---
DFS/DMH SCHOOL PLACEMENTS	02.215	5677	4,750,000.00	4,750,000.00	---	---	---
State School Moneys Fund (0616)							
FERMAN MEMORIAL-GIFTED	02.135	5640	9,027.00	---	---	---	9,027.00
Part C Early Intervention System Fund (0788)							
MEDICAID REIM-FIRST STEPS	02.210	2258	8,500,000.00	4,588,470.13	---	---	3,911,529.87
PART C EARLY INTERVENTION	02.210	2259	3,000,000.00	900,000.00	---	---	2,100,000.00
Early Childhood Development, Education and Care Fund (0859)							
EARLY CHILDHOOD PROGRAM	02.095	0028	2,124,717.00	1,798,124.97	---	---	326,592.03
FOUNDATION-EARLY CHLD DEV	02.015	8118	5,000,000.00	5,000,000.00	---	---	---
FOUNDATION-EARLY SPEC ED	02.015	8322	19,464,533.00	19,464,533.00	---	---	---
Charter Public School Commission Revolving Fund (0860)							
CHARTER PUB SCHL REV PS	02.255	5029	277,278.00	245,294.00	---	---	31,984.00
CHARTER PUB SCHL REV E&E	02.255	9261	805,807.00	680,746.79	---	---	125,060.21

State Board Operated Programs

Missouri Commission for the Deaf Board of Certification of Interpreters Fund (0264)							
COMM FOR THE DEAF E&E	02.260	0111	150,421.00	3,068.70	---	---	147,352.30
Bingo Proceeds for Education Fund (0289)							
BOARD OPERATED E&E	02.015	2303	1,876,355.00	924,000.00	---	---	952,355.00
Deaf Relay Service and Equipment Distribution Program Fund (0559)							
MO ASSISTIVE TECH-PS	02.275	2351	238,870.00	198,558.00	---	---	40,312.00
MO ASSISTIVE TECH-EE	02.275	2365	1,639,765.00	450,070.19	---	---	1,189,694.81
Handicapped Children's Trust Fund (0618)							
SCHOOL SEVERELY HANDICAP	02.250	2280	200,000.00	563.64	---	---	199,436.36
Missouri Commission for the Deaf and Assistive Technology Trust Fund (0781)							
MO ASSISTIVE TECH-EE	02.275	2370	1,080,000.00	1,001,244.09	---	---	78,755.91

Office of Adult Learning and**Rehabilitation Services**

Lottery Proceeds Fund (0291)							
VOCATIONAL REHAB GRANT	02.170	2806	1,400,000.00	1,400,000.00	---	---	---

**STATE OF MISSOURI
SUMMARY OF APPROPRIATION ACTIVITY
SPECIAL REVENUE FUNDS
FOR THE APPROPRIATION YEAR 2021**

	H.B. No.	Appr. No.	Appropriations	Expenditures and Transfers Out	Reappropriations to 2022	Lapse of Appropriations
<u>DEPARTMENT OF HIGHER EDUCATION AND WORKFORCE DEVELOPMENT</u>						
Special Employment Security Fund (0949) HIGHER EDUCATION LEASING	13.005	5621	231,266.00	231,266.00	---	---
<u>Higher Education Administration</u>						
Lottery Proceeds Fund (0291)						
CROWDER COLLEGE	03.200	2492	418,736.00	406,174.00	---	12,562.00
EAST CENTRAL COLLEGE	03.200	2494	395,374.00	383,513.00	---	11,861.00
JEFFERSON COLLEGE	03.200	2496	566,932.00	549,924.00	---	17,008.00
METROPOLITAN COM COLLEGE	03.200	2498	2,291,362.00	2,222,621.00	---	68,741.00
MINERAL AREA COLLEGE	03.200	2500	412,251.00	399,883.00	---	12,368.00
MOBERLY AREA COM COLLEGE	03.200	2502	464,137.00	450,213.00	---	13,924.00
NORTH CENTRAL MO COLLEGE	03.200	2504	197,771.00	191,838.00	---	5,933.00
OZARKS TECH COM COLLEGE	03.200	2511	1,071,890.00	1,039,733.00	---	32,157.00
ST CHARLES CNTY COM COL	03.200	2513	672,739.00	652,557.00	---	20,182.00
ST LOUIS COM COLLEGE	03.200	2516	3,158,612.00	3,063,854.00	---	94,758.00
STATE FAIR COM COLLEGE	03.200	2518	452,982.00	439,393.00	---	13,589.00
THREE RIVERS COM COLLEGE	03.200	2520	387,205.00	375,589.00	---	11,616.00
DHEWD Out-of-State Program Fund (0420)						
COORDINATION ADMIN PS	03.005	8395	40,527.00	6,523.27	---	34,003.73
COORDINATION ADMIN E&E	03.005	8396	16,850.00	---	---	16,850.00
Proprietary School Certification Fund (0729)						
PROPRIETARY SCH ADMIN PS	03.015	8391	226,187.00	67,112.76	---	159,074.24
PROPRIETARY SCH ADMIN E&E	03.015	8392	92,148.00	4,010.36	---	88,137.64
Proprietary School Bond Fund (0760)						
PROPRIETARY SCHOOL BOND	03.020	7986	400,000.00	70,813.03	---	329,186.97
Access Missouri Financial Assistance Fund (0791)						
ACCESS MISSOURI	03.055	2179	76,960,000.00	61,176,713.00	---	15,783,287.00
Kids' Chance Scholarship Fund (0878)						
KIDS CHANCE SCHLSPS	03.095	4442	15,000.00	8,000.00	---	7,000.00
Guaranty Agency Operating Fund (0880)						
LOAN PROGRAM ADMIN PS	03.105	0998	634,796.00	594,400.42	---	40,395.58
LOAN PROGRAM ADMIN E&E	03.105	2169	2,479,240.00	1,423,610.84	---	1,055,629.16
FEDERAL LOAN COMPLIANCE	03.105	3134	500,000.00	203.09	---	499,796.91
COLLECTION INVOICING	03.105	5075	8,000,000.00	1,908,455.14	---	6,091,544.86
LOAN PROGRAM ADMIN	03.105	7256	640,000.00	---	---	640,000.00

Federal Student Loan Reserve Fund (0881)							
LOAN PRGM REVOLVING FUND	03.115	0067	120,000,000.00	18,858,172.25	---	101,141,827.75	
<u>State Colleges and Universities</u>							
Lottery Proceeds Fund (0291)							
UNIVERSITY OF CENTRAL MO	03.210	1539	6,050,959.00	5,869,430.00	---	181,529.00	
SOUTHEAST MO STATE UNIV	03.215	1540	4,935,757.00	4,787,684.00	---	148,073.00	
MO STATE UNIVERSITY	03.220	1545	9,670,119.00	9,380,015.00	---	290,104.00	
TRUMAN STATE UNIVERSITY	03.230	1546	4,576,165.00	4,438,880.00	---	137,285.00	
NORTHWEST MO STATE UNIV	03.235	1547	3,342,740.00	3,242,458.00	---	100,282.00	
MO SOUTHERN ST UNIVERSITY	03.240	1549	2,431,511.00	2,358,566.00	---	72,945.00	
MO WESTERN ST UNIVERSITY	03.245	1550	2,394,327.00	2,322,497.00	---	71,830.00	
HARRIS STOWE ST UNIV	03.250	1551	1,148,979.00	1,114,510.00	---	34,469.00	
UNIV OF MISSOURI CAMPUSES	03.255	1552	46,842,748.00	45,437,466.00	---	1,405,282.00	
LINCOLN UNIVERSITY	03.225	1554	1,814,072.00	1,759,650.00	---	54,422.00	
STATE TECH COLLEGE OF MO	03.205	6227	536,217.00	520,130.00	---	16,087.00	
Spinal Cord Injury Fund (0578)							
SPINAL CORD INJURY	03.275	5628	1,500,000.00	566,580.00	---	933,420.00	
State Seminary Moneys Fund (0623)							
SEMINARY FUND INV INCOME	03.295	0616	275,000.00	10,912.00	---	264,088.00	
<u>Division of Workforce Development</u>							
Special Employment Security Fund (0949)							
LABOR EXCHANGE SERVICES	03.140	5167	1,000,000.00	999,999.30	---	0.70	
<u>DEPARTMENT OF HEALTH AND SENIOR SERVICES</u>							
<u>Office of the Director</u>							
Health Initiatives Fund (0275)							
OPCRH E&E	10.740	8178	14,450.00	12,458.41	---	1,991.59	
OPCRH PS	10.740	8304	102,281.00	89,707.39	---	12,573.61	
Missouri Public Health Services Fund (0298)							
PUBLIC HEALTH LAB PS	10.765	0222	1,772,239.00	695,487.55	---	1,076,751.45	
PUBLIC HEALTH LAB E&E	10.765	0223	5,027,889.00	3,908,670.20	---	1,119,218.80	
HEALTH LAB MEDICAID E&E	10.765	1935	450,000.00	253,889.07	---	196,110.93	
Professional and Practical Nursing Student Loan and Nurse Loan Repayment Fund (0565)							
NURSE LOAN PROGRAM	10.745	3937	899,752.00	898,518.00	---	1,234.00	
OPCRH PS	10.740	8179	79,464.00	70,999.56	---	8,464.44	
OPCRH E&E	10.740	8182	8,900.00	4,487.22	---	4,412.78	
Safe Drinking Water Fund (0679)							
PUBLIC HEALTH LAB E&E	10.765	4530	473,641.00	403,862.61	---	69,778.39	

**STATE OF MISSOURI
SUMMARY OF APPROPRIATION ACTIVITY
SPECIAL REVENUE FUNDS
FOR THE APPROPRIATION YEAR 2021**

	H.B. No.	Appr. No.	Appropriations	Expenditures and Transfers Out	Reappropriations to 2022	Lapse of Appropriations
Administration						
Nursing Facility Quality of Care Fund (0271)						
DIVISION OF ADMIN E&E	10.605	6114	330,000.00	185,978.62	---	144,021.38
REFUNDS	10.620	7331	9,240.00	6,645.75	---	2,594.25
Mammography Fund (0293)						
REFUNDS	10.620	2873	1,000.00	---	---	1,000.00
DIVISION OF ADMIN E&E	10.605	3750	25,000.00	6,197.90	---	18,802.10
Missouri Public Health Services Fund (0298)						
DIVISION OF ADMIN PS	10.605	1799	141,119.00	140,792.39	---	326.61
DIVISION OF ADMIN E&E	10.605	1800	199,525.00	199,524.80	---	0.20
REFUNDS	10.620	7334	39,000.00	8,978.73	---	30,021.27
Endowed Care Cemetery Audit Fund (0562)						
REFUNDS	10.620	7492	2,899.00	1,334.89	---	1,564.11
Professional and Practical Nursing Student Loan and Nurse Loan Repayment Fund (0565)						
DIVISION OF ADMIN E&E	10.605	3751	30,000.00	789.90	---	29,210.10
REFUNDS	10.620	7335	3,100.00	3,078.92	---	21.08
Missouri Veterans' Health and Care Fund (0606)						
REFUNDS	10.620	6183	1,325.00	1,323.46	---	1.54
Health and Senior Services Document Services Fund (0646)						
REFUNDS	10.620	7336	10,000.00	---	---	10,000.00
DIVISION OF ADMIN E&E	10.605	7697	44,571.00	7,221.35	---	37,349.65
Criminal Record System Fund (0671)						
REFUNDS	10.620	4486	333.00	---	---	333.00
Children's Trust Fund (0694)						
REFUNDS	10.620	7493	13,495.00	6,674.76	---	6,820.24
Brain Injury Fund (0742)						
REFUNDS	10.620	8345	100.00	---	---	100.00
Putative Father Registry Fund (0780)						
DIVISION OF ADMIN E&E	10.605	3259	25,000.00	4,829.21	---	20,170.79
Organ Donor Program Fund (0824)						
DIVISION OF ADMIN E&E	10.605	3752	30,000.00	23,058.41	---	6,941.59
REFUNDS	10.620	8024	25.00	---	---	25.00
Missouri State Coroner's Training Fund (0846)						
REFUNDS	15.160	7114	1,200.00	94.59	---	1,105.41

Division of Community and Public Health

Health Initiatives Fund (0275)							
DIV COMM&PUBLIC HLTH PS	10.700	1219	1,046,142.00	1,014,750.80	---	31,391.20	
WOMENS HLTH INITIAT EE	10.720	6034	4,916.00	3,842.87	---	1,073.13	
DIV COMM&PUBLIC HLTH E&E	10.700	7653	378,186.00	365,005.37	---	13,180.63	
DCPH MEDICAID E&E	10.700	7800	35,831.00	6,775.69	---	29,055.31	
ADOLESCENT HEALTH	10.700	9985	1,228.00	1,191.00	---	37.00	
Missouri Public Health Services Fund (0298)							
DIV COMM&PUBLIC HLTH PS	10.700	1232	663,717.00	300,464.35	---	363,252.65	
DIV COMM&PUBLIC HLTH E&E	10.700	1233	172,003.00	53,745.86	---	118,257.14	
GENETICS PROGRAM	10.710	1690	1,649,750.00	1,524,231.79	---	125,518.21	
SHOW-ME HLTHY WOMENS PRG	10.720	6041	20,000.00	12,696.58	---	7,303.42	
DHSS OUTBREAK RESPONSE EE	10.760	6184	300,000.00	---	---	300,000.00	
Insurance Dedicated Fund (0566)							
POISON CONTROL HOTLINE EE	10.755	8700	500,000.00	500,000.00	---	---	
Health and Senior Services Document Services Fund (0646)							
DIV COMM&PUBLIC HLTH PS	10.700	1234	79,591.00	13,251.65	---	66,339.35	
DIV COMM&PUBLIC HLTH E&E	10.700	1236	68,048.00	44,271.55	---	23,776.45	
Hazardous Waste Fund (0676)							
DIV COMM&PUBLIC HLTH PS	10.700	1663	218,288.00	188,521.75	---	29,766.25	
DIV COMM&PUBLIC HLTH E&E	10.700	1664	66,883.00	24,908.73	---	41,974.27	
Brain Injury Fund (0742)							
BRAIN INJURY SERVICES	10.710	7527	974,900.00	351,278.77	---	623,621.23	
Putative Father Registry Fund (0780)							
DIV COMM&PUBLIC HLTH PS	10.700	1247	83,547.00	18,103.72	---	65,443.28	
DIV COMM&PUBLIC HLTH E&E	10.700	1251	27,748.00	26,748.00	---	1,000.00	
Organ Donor Program Fund (0824)							
DIV COMM&PUBLIC HLTH PS	10.700	1225	117,562.00	72,401.38	---	45,160.62	
DIV COMM&PUBLIC HLTH E&E	10.700	1230	131,887.00	14,807.14	---	117,079.86	
Missouri Lead Abatement Loan Fund (0893)							
LEAD ABATEMENT LOAN PRGM	10.710	5313	1,000.00	---	---	1,000.00	
Governor's Council on Physical Fitness Institution Gift Trust Fund (0924)							
DIV COMM&PUBLIC HLTH E&E	10.700	2431	47,500.00	19,468.37	---	28,031.63	
<u>Division of Senior and Disability Services</u>							
Elderly Home-Delivered Meals Trust Fund (0296)							
AAA CONTRACTS	10.825	4521	62,958.00	30,500.00	---	32,458.00	
Senior Services Growth and Development Program Fund (0419)							
SENIOR GROWTH FUND E&E	10.825	6133	1.00	---	---	1.00	

**STATE OF MISSOURI
SUMMARY OF APPROPRIATION ACTIVITY
SPECIAL REVENUE FUNDS
FOR THE APPROPRIATION YEAR 2021**

	H.B. No.	Appr. No.	Appropriations	Expenditures and Transfers Out	Reappropriations to 2022	Lapse of Appropriations
<u>Division of Regulation and Licensure</u>						
Nursing Facility Federal Reimbursement Allowance Fund (0196)						
DIV OF REG&LICENSURE E&E	10.900	7107	725,000.00	489,094.79	---	235,905.21
Nursing Facility Quality of Care Fund (0271)						
DIV OF REG&LICENSURE PS	10.900	1270	937,672.00	675,774.88	---	261,897.12
DIV OF REG&LICENSURE E&E	10.900	1271	272,832.00	100,685.63	---	172,146.37
DRL CMP E&E	10.900	4476	3,360,000.00	1,369,734.73	---	1,990,265.27
Mammography Fund (0293)						
DIV OF REG&LICENSURE PS	10.900	1275	68,632.00	40,712.12	---	27,919.88
DIV OF REG&LICENSURE E&E	10.900	1276	13,110.00	1,756.67	---	11,353.33
Missouri Veterans' Health and Care Fund (0606)						
MEDICAL MARIJUANA PS	10.900	5176	4,089,591.00	2,702,435.75	---	1,387,155.25
MEDICAL MARIJUANA PROGRAM	10.900	5177	8,233,201.00	6,478,685.02	---	1,754,515.98
MEDICAL MARIJUANA ADMIN	10.900	5178	1,020,524.00	212,312.76	---	808,211.24
MM OPPORTUNITIES PROGRAM	10.900	5675	200,000.00	---	---	200,000.00
<u>DEPARTMENT OF TRANSPORTATION</u>						
Motorcycle Safety Trust Fund (0246)						
MAINTENANCE E&E	04.440	6311	350,000.00	124,366.32	---	225,633.68
Grade Crossing Safety Account Fund (0290)						
RR GRADE CROSSING HAZARDS	04.525	6179	3,000,000.00	1,328,713.51	---	1,671,286.49
State Highways and Transportation Department Fund (0644)						
ST HWY&TRANSP DP FUND REF	04.450	6172	1,000,000.00	3,745.22	---	996,254.78
MOTOR FUEL TAX REFUND	04.450	6173	25,000,000.00	19,342,168.50	---	5,657,831.50
Railroad Expense Fund (0659)						
MULTIMODAL OPS ADMIN PS	04.460	6174	495,144.00	392,837.75	---	102,306.25
MULTIMODAL OPS ADMIN E&E	04.460	6175	145,292.00	19,171.15	---	126,120.85
RETIREMENT	04.406	6431	287,185.00	227,258.81	---	59,926.19
MEDICAL LIFE EAP	04.407	6436	88,160.00	67,280.82	---	20,879.18
ORGANIZATIONAL DUES	04.400	9170	5,000.00	5,000.00	---	---
State Transportation Fund (0675)						
TRANSIT FUNDS FOR STATE	04.475	0786	1,710,875.00	1,710,874.70	---	0.30
MO AMTRAK STATIONS	04.520	1046	25,000.00	25,000.00	---	---
MULTIMODAL OPS ADMIN E&E	04.460	2270	26,220.00	7,203.49	---	19,016.51

RETIREMENT	04.406	6432	94,475.00	77,326.39	---	17,148.61
MEDICAL LIFE EAP	04.407	6437	30,954.00	28,624.96	---	2,329.04
PORT AUTH FINANCIAL ASST	04.540	7489	600,000.00	599,999.57	---	0.43
ELDRLY&DISAB TRAN ASSTIST	04.485	7512	1,274,478.00	952,669.81	---	321,808.19
FREIGHT ENHANCEMENT FUNDS	04.550	8248	1,000,000.00	996,513.57	---	3,486.43
STATE SAFETY OVERSIGHT	04.510	8786	126,491.00	64,279.63	---	62,211.37
MULTIMODAL OPS ADMIN PS	04.460	9939	169,785.00	135,503.72	---	34,281.28
State Transportation Assistance Revolving Fund (0841)						
MULTIMODAL REVOLVING LOAN	04.470	4404	1,000,000.00	146,291.07	---	853,708.93
Aviation Trust Fund (0952)						
AIRPORT CI & MAINT	04.530	1045	10,000,000.00	4,395,936.21	---	5,604,063.79
MULTIMODAL OPS ADMIN PS	04.460	4660	530,035.00	489,643.59	---	40,391.41
MULTIMODAL OPS ADMIN E&E	04.460	4661	24,827.00	7,284.08	---	17,542.92
RETIREMENT	04.406	6433	307,422.00	261,344.48	---	46,077.52
MEDICAL LIFE EAP	04.407	6438	90,490.00	57,403.87	---	33,086.13

DEPARTMENT OF LABOR AND INDUSTRIAL RELATIONS

Workers' Compensation Fund (0652)						
DOLIR LEASING	13.005	3236	361,970.00	338,026.87	---	23,943.13
DOLIR CRITICAL M&R	18.050	5360	200,000.00	---	---	200,000.00
DOLIR CRITICAL M&R	18.050	6325	200,000.00	---	---	200,000.00
DOLIR STATE OWNED	13.010	7722	482,830.00	437,833.72	---	44,996.28
Special Employment Security Fund (0949)						
DOLIR CRITICAL M&R	18.050	5337	400,000.00	---	---	400,000.00
DOLIR CRITICAL M&R	18.050	6320	400,000.00	---	---	400,000.00
DOLIR STATE OWNED	13.010	7724	52,085.00	51,516.96	---	568.04

Division of Labor Standards

Workers' Compensation Fund (0652)						
ADMINISTRATION/LS PS	07.820	3565	79,788.00	79,766.19	---	21.81
ADMINISTRATION/LS E&E	07.820	3566	10,330.00	2,955.69	---	7,374.31
ON-SITE CONSULT/LS PS	07.825	7254	130,905.00	130,330.34	---	574.66
ON-SITE CONSULT/LS E&E	07.825	7275	39,542.00	39,201.29	---	340.71
MINE SAFETY TRNG PRGM PS	07.830	7645	109,055.00	108,921.59	---	133.41
MINE SAFETY TRNG PRGM E&E	07.830	7647	12,119.00	11,916.56	---	202.44
Child Labor Enforcement Fund (0826)						
CHILD LABOR E&E	07.820	8680	79,543.00	2,946.98	---	76,596.02
State Mine Inspection Fund (0973)						
MINE & CAVE INSPECTION PS	07.830	4467	49,991.00	46,191.13	---	3,799.87
MINE & CAVE INSPECTION EE	07.830	4471	18,000.00	4,029.83	---	13,970.17

**STATE OF MISSOURI
SUMMARY OF APPROPRIATION ACTIVITY
SPECIAL REVENUE FUNDS
FOR THE APPROPRIATION YEAR 2021**

	H.B. No.	Appr. No.	Appropriations	Expenditures and Transfers Out	Reappropriations to 2022	Lapse of Appropriations
<u>Division of Workers' Compensation</u>						
Tort Victims' Compensation Fund (0622)						
ADMIN WORK COMP E&E	07.840	5259	4,836.00	---	---	4,836.00
TORT VICTIMS COMP PAYMENT	07.865	6107	7,700,000.00	7,563,160.00	---	136,840.00
Workers' Compensation Fund (0652)						
ADMIN WORK COMP PS	07.840	0690	8,338,108.00	7,777,429.49	---	560,678.51
ADMIN WORK COMP E&E	07.840	0693	1,373,821.00	752,274.08	---	621,546.92
Workers' Compensation - Second Injury Fund (0653)						
SECOND INJURY FUND CLAIMS	07.845	4636	105,060,833.00	70,575,385.68	---	34,485,447.32
SECOND INJURY REFUNDS	07.850	6106	500,000.00	64,881.83	---	435,118.17
Workers Memorial Fund (0895)						
WORKERS COMP MEMORIAL	07.875	1572	150,000.00	---	---	150,000.00
<u>Division of Employment Security</u>						
War on Terror Unemployment Compensation Fund (0736)						
WAR ON TERROR E&E	07.895	3761	5,000.00	---	---	5,000.00
WAR ON TERROR	07.895	3762	35,000.00	---	---	35,000.00
Special Employment Security Fund (0949)						
SPECIAL EMP SECURITY E&E	07.890	2945	6,498,000.00	494,499.31	---	6,003,500.69
SPECIAL EMP SECURITY PS	07.890	5414	598,511.00	597,415.12	---	1,095.88
Unemployment Automation Fund (0953)						
ADMIN EMP SEC PS	07.880	4391	436,782.00	---	---	436,782.00
UI MODERNIZATION E&E	07.880	8409	16,143.00	2.94	---	16,140.06
<u>Labor and Industrial Relations Commission</u>						
Workers' Compensation Fund (0652)						
INDUSTRIAL COMMISSION PS	07.815	3096	536,555.00	514,432.42	---	22,122.58
INDUSTRIAL COMMISSION E&E	07.815	4526	33,594.00	20,265.48	---	13,328.52
<u>DEPARTMENT OF MENTAL HEALTH</u>						
Compulsive Gamblers Fund (0249)						
MENTAL HEALTH STATE OWNED	13.010	7753	18.00	---	---	18.00
Health Initiatives Fund (0275)						
MENTAL HEALTH STATE OWNED	13.010	7754	6,689.00	6,500.80	---	188.20

Office of the Director

Compulsive Gamblers Fund (0249)							
REFUNDS	10.025	4412	100.00	---	---	100.00	
Health Initiatives Fund (0275)							
REFUNDS	10.025	4407	100.00	---	---	100.00	
Mental Health Earnings Fund (0288)							
REFUNDS	10.025	4409	50,000.00	32,431.00	---	17,569.00	
Mental Health Trust Fund (0926)							
MENTAL HLT TRUST FUND PS	10.035	4136	472,338.00	104,321.71	---	368,016.29	
MENTAL HLT TRUST FUND E&E	10.035	4137	1,700,000.00	328,021.96	---	1,371,978.04	
REFUNDS	10.025	4410	25,000.00	480.00	---	24,520.00	
MENTAL HLT TRUST FUND PD	10.035	9096	225,000.00	98,000.00	---	127,000.00	

Division of Alcohol and Drug Abuse

Compulsive Gamblers Fund (0249)							
COMPULSIVE GAMBLING TRTMT	10.115	0313	153,606.00	87,386.00	---	66,220.00	
Health Initiatives Fund (0275)							
ADA ADMIN PS	10.100	1839	50,035.00	48,533.88	---	1,501.12	
ADA TREATMENT-MEDICAID MT	10.110	2044	2,720,956.00	2,720,955.99	---	0.01	
COMMUNITY 2000	10.105	3145	82,148.00	82,148.00	---	---	
ADA TREATMENT SERVICES	10.110	4151	3,245,791.00	3,245,791.00	---	---	
ADA TREATMENT SVS PS	10.110	5002	45,228.00	43,871.00	---	1,357.00	
SATOP PS	10.120	7247	166,963.00	127,850.00	---	39,113.00	
SATOP E&E	10.120	7248	21,143.00	17,245.12	---	3,897.88	
Mental Health Earnings Fund (0288)							
SATOP	10.120	3901	6,995,353.00	3,727,638.37	---	3,267,714.63	

Division of Comprehensive Psychiatric Services

Mental Health Earnings Fund (0288)							
CPS ADMIN	10.200	1582	475,008.00	398,728.78	---	76,279.22	
CPS FACILITY SUPPORT-E&E	10.205	6774	1,271,646.00	471,163.20	---	800,482.80	
CPS FACILITY SUPPORT-PS	10.205	8211	169,458.00	61,887.24	---	107,570.76	

DEPARTMENT OF NATURAL RESOURCES

Missouri Air Emission Reduction Fund (0267)							
REFUND ACCOUNTS	06.385	1591	16,038.00	7,785.00	---	8,253.00	
DNR STATE OWNED	13.010	2974	61,108.00	61,107.88	---	0.12	
DNR LEASING	13.005	5730	17,951.00	16,499.72	---	1,451.28	
Oil and Gas Resources Fund (0543)							
REFUND ACCOUNTS	06.385	1253	100.00	---	---	100.00	
Natural Resources Protection Fund (0555)							
ENVIRONMENTAL RESTORATION	06.375	2415	4,300,000.00	1,724,455.98	---	2,575,544.02	
DNR LEASING	13.005	6803	8,467.00	8,311.19	---	155.81	

**STATE OF MISSOURI
SUMMARY OF APPROPRIATION ACTIVITY
SPECIAL REVENUE FUNDS
FOR THE APPROPRIATION YEAR 2021**

	H.B. No.	Appr. No.	Appropriations	Expenditures and Transfers Out	Reappropriations to 2022	Lapse of Appropriations
Natural Resources Protection - Water Pollution						
Permit Fee Subaccount Fund (0568)						
REFUND ACCOUNTS	06.385	2739	46,982.00	7,020.24	---	39,961.76
DNR STATE OWNED	13.010	2982	104,811.00	104,810.56	---	0.44
ENVIRONMENTAL RESTORATION	06.375	4301	100,000.00	---	---	100,000.00
DNR LEASING	13.005	4308	100,975.00	90,492.25	---	10,482.75
Solid Waste Management - Scrap Tire						
Subaccount Fund (0569)						
DNR STATE OWNED	13.010	2983	5,315.00	5,314.52	---	0.48
REFUND ACCOUNTS	06.385	3536	1,165.00	---	---	1,165.00
DNR LEASING	13.005	4309	27,947.00	26,657.58	---	1,289.42
Solid Waste Management Fund (0570)						
DNR STATE OWNED	13.010	2986	15,744.00	15,743.84	---	0.16
REFUND ACCOUNTS	06.385	3537	1,165.00	---	---	1,165.00
DNR LEASING	13.005	4310	143,471.00	138,861.35	---	4,609.65
Metallic Minerals Waste Management						
Fund (0575)						
DNR STATE OWNED	13.010	2987	447.00	428.28	---	18.72
REFUND ACCOUNTS	06.385	3538	165.00	---	---	165.00
Natural Resources Protection - Air Pollution						
Asbestos Fee Subaccount Fund (0584)						
REFUND ACCOUNTS	06.385	2740	9,930.00	100.00	---	9,830.00
DNR STATE OWNED	13.010	2988	2,658.00	2,657.76	---	0.24
DNR LEASING	13.005	4312	15,699.00	14,498.94	---	1,200.06
Underground Storage Tank Regulation						
Program Fund (0586)						
REFUND ACCOUNTS	06.385	2742	4,965.00	---	---	4,965.00
DNR LEASING	13.005	4314	5,641.00	5,535.12	---	105.88
Natural Resources Protection - Air Pollution						
Permit Fee Subaccount Fund (0594)						
REFUND ACCOUNTS	06.385	2743	62,082.00	16,364.00	---	45,718.00
DNR STATE OWNED	13.010	3013	76,857.00	75,184.80	---	1,672.20
DNR LEASING	13.005	4315	255,042.00	231,331.00	---	23,711.00
Water and Wastewater Loan Revolving						
Fund (0602)						
REFUND ACCOUNTS	06.385	3539	10,498.00	---	---	10,498.00

Parks Sales Tax Fund (0613)							
REFUND ACCOUNTS	06.385	3374	25,723.00	---	---	25,723.00	
DNR LEASING	13.005	4316	111,062.00	102,737.91	---	8,324.09	
Soil and Water Sales Tax Fund (0614)							
DNR STATE OWNED	13.010	3015	33,431.00	33,195.00	---	236.00	
REFUND ACCOUNTS	06.385	3540	329.00	---	---	329.00	
Water and Wastewater Loan Fund (0649)							
REFUND ACCOUNTS	06.385	3541	165.00	---	---	165.00	
Groundwater Protection Fund (0660)							
REFUND ACCOUNTS	06.385	2744	3,165.00	100.00	---	3,065.00	
Hazardous Waste Fund (0676)							
REFUND ACCOUNTS	06.385	2746	59,688.00	19,628.83	---	40,059.17	
DNR STATE OWNED	13.010	3016	29,029.00	29,028.55	---	0.45	
DNR LEASING	13.005	4321	120,382.00	115,259.02	---	5,122.98	
Safe Drinking Water Fund (0679)							
REFUND ACCOUNTS	06.385	2745	14,726.00	4,898.06	---	9,827.94	
DNR STATE OWNED	13.010	3020	114,131.00	113,143.08	---	987.92	
DNR LEASING	13.005	4322	102,572.00	96,079.54	---	6,492.46	
Oil and Gas Remedial Fund (0699)							
REFUND ACCOUNTS	06.385	7418	650.00	---	---	650.00	
Storm Water Loan Revolving Fund (0754)							
REFUND ACCOUNTS	06.385	6865	200.00	---	---	200.00	
Rural Water and Sewer Loan Revolving Fund (0755)							
REFUND ACCOUNTS	06.385	6866	165.00	---	---	165.00	
Geologic Resources Fund (0801)							
REFUND ACCOUNTS	06.385	2891	4,400.00	145.00	---	4,255.00	
Concentrated Animal Feeding Operation Indemnity Fund (0834)							
REFUND ACCOUNTS	06.385	4451	450.00	---	---	450.00	
Mined Land Reclamation Fund (0906)							
REFUND ACCOUNTS	06.385	2748	10,095.00	1,097.50	---	8,997.50	
DNR STATE OWNED	13.010	3024	9,912.00	9,839.43	---	72.57	
Babler State Park Fund (0911)							
REFUND ACCOUNTS	06.385	3375	417.00	---	---	417.00	
<u>Department Operations</u>							
Solid Waste Management Fund (0570)							
DT OP-CONTRACT AUDITS E&E	06.200	2295	78,000.00	46,024.00	---	31,976.00	
Soil and Water Sales Tax Fund (0614)							
DT OP-CONTRACT AUDITS E&E	06.200	2299	150,000.00	38,071.00	---	111,929.00	
<u>Division of Energy</u>							
Utilicare Stabilization Fund (0134)							
ENERGY EFFICIENT SERVICES	06.345	4218	100.00	---	---	100.00	

**STATE OF MISSOURI
SUMMARY OF APPROPRIATION ACTIVITY
SPECIAL REVENUE FUNDS
FOR THE APPROPRIATION YEAR 2021**

	H.B. No.	Appr. No.	Appropriations	Expenditures and Transfers Out	Reappropriations to 2022	Lapse of Appropriations
<u>Division of Environmental Quality</u>						
Missouri Air Emission Reduction Fund (0267)						
AIR POLLUTION CNTRL PS	06.225	4381	839,706.00	676,428.51	---	163,277.49
AIR POLLUTION CNTRL E&E	06.225	4384	75,342.00	37,602.60	---	37,739.40
REGIONAL OFFICES PS	06.225	8858	221,586.00	123,347.72	---	98,238.28
REGIONAL OFFICES E&E	06.225	8863	20,133.00	6,989.24	---	13,143.76
Volkswagen Environmental Mitigation Trust Proceeds Fund (0268)						
AIR POLLUTION CNTRL PS	06.225	4594	110,617.00	108,384.46	---	2,232.54
AIR POLLUTION CNTRL E&E	06.225	4595	57,836.00	130.77	---	57,705.23
AIR POLL CONTROL GRANTS	06.255	4596	13,500,000.00	8,558,309.58	---	4,941,690.42
Coal Combustion Residuals Subaccount Fund (0551)						
WASTE MGMT PS	06.225	5033	285,970.00	---	---	285,970.00
WASTE MGMT E&E	06.225	5034	27,002.00	---	---	27,002.00
Natural Resources Protection Fund (0555)						
ENV REMEDIATION PS	06.225	5377	269,503.00	171,199.24	---	98,303.76
ENV REMEDIATION E&E	06.225	5383	40,114.00	7,416.48	---	32,697.52
WATER PROTECTION PRG E&E	06.225	7178	1,000.00	---	---	1,000.00
ENVIRONMENTAL SVS PS	06.225	7359	7,787.00	---	---	7,787.00
ENVIRONMENTAL SVS E&E	06.225	7364	8,869.00	---	---	8,869.00
WATER PROTECTION PRG PS	06.225	8219	3,236.00	2,366.78	---	869.22
Natural Resources Protection - Water Pollution Permit Fee Subaccount Fund (0568)						
WATER QUALITY STUDY GRANT	06.240	1359	3,800,000.00	1,144,504.91	---	2,655,495.09
TECHNCL ASSIST GRANTS DEQ	06.230	4387	450,000.00	55,834.00	---	394,166.00
REGIONAL OFFICES PS	06.225	5342	1,206,108.00	1,165,330.98	---	40,777.02
REGIONAL OFFICES E&E	06.225	5351	133,798.00	51,975.12	---	81,822.88
ENVIRONMENTAL SVS PS	06.225	5410	512,093.00	503,558.79	---	8,534.21
ENVIRONMENTAL SVS E&E	06.225	5420	27,000.00	5,445.47	---	21,554.53
CONSTRUCTION GRNTS&LOANS	06.235	6955	7,750,000.00	5,023,009.40	---	2,726,990.60
WATER PROTECTION PRG PS	06.225	7174	3,027,763.00	2,224,458.46	---	803,304.54
WATER PROTECTION PRG E&E	06.225	7179	761,242.00	168,065.81	---	593,176.19
WATER INFRASTRUCTURE ENC	06.235	8760	4,489,999.00	---	---	4,489,999.00
WATER QUALITY STUDY ENC	06.240	8761	1,000,000.00	3,199.00	---	996,801.00

Solid Waste Management - Scrap Tire							
Subaccount Fund (0569)							
SOLID WASTE MANAGEMENT	06.270	1419	2,000,000.00	1,279,939.32	---	720,060.68	
REGIONAL OFFICES PS	06.225	5343	242,920.00	220,668.19	---	22,251.81	
REGIONAL OFFICES E&E	06.225	5352	30,248.00	9,391.26	---	20,856.74	
WASTE MGMT PS	06.225	5389	251,450.00	158,182.77	---	93,267.23	
WASTE MGMT E&E	06.225	5392	67,001.00	4,665.27	---	62,335.73	
Solid Waste Management Fund (0570)							
SOLID WASTE MANAGEMENT	06.270	1418	7,998,820.00	3,644,660.74	---	4,354,159.26	
REGIONAL OFFICES PS	06.225	5344	394,790.00	388,566.48	---	6,223.52	
REGIONAL OFFICES E&E	06.225	5353	71,815.00	18,254.92	---	53,560.08	
WASTE MGMT PS	06.225	5390	1,610,830.00	1,295,881.08	---	314,948.92	
WASTE MGMT E&E	06.225	5393	324,138.00	84,480.08	---	239,657.92	
ENV REMEDIATION PS	06.225	5529	12,678.00	6,772.24	---	5,905.76	
ENVIRONMENTAL SVS PS	06.225	7363	61,270.00	56,005.91	---	5,264.09	
ENVIRONMENTAL SVS E&E	06.225	7365	8,108.00	1,813.43	---	6,294.57	
WATER PROTECTION PRG PS	06.225	8220	598.00	---	---	598.00	
SOLID WASTE DSTRCT GRANTS	06.270	9161	4,500,000.00	4,498,855.10	---	1,144.90	
Natural Resources Protection - Air Pollution							
Asbestos Fee Subaccount Fund (0584)							
REGIONAL OFFICES E&E	06.225	2908	17,000.00	9,918.64	---	7,081.36	
AIR POLLUTION CNTRL PS	06.225	5368	243,794.00	230,717.42	---	13,076.58	
AIR POLLUTION CNTRL E&E	06.225	5373	26,691.00	6,407.67	---	20,283.33	
REGIONAL OFFICES PS	06.225	6013	75,950.00	73,181.72	---	2,768.28	
Underground Storage Tank Regulation							
Program Fund (0586)							
ENV REMEDIATION PS	06.225	5379	108,006.00	60,586.89	---	47,419.11	
ENV REMEDIATION E&E	06.225	5385	46,166.00	2,314.25	---	43,851.75	
WATER PROTECTION PRG PS	06.225	8221	598.00	---	---	598.00	
Natural Resources Protection - Air Pollution							
Permit Fee Subaccount Fund (0594)							
AIR POLL CONTROL GRANTS	06.255	1364	100,000.00	48,850.41	---	51,149.59	
REGIONAL OFFICES PS	06.225	5346	435,823.00	321,265.92	---	114,557.08	
REGIONAL OFFICES E&E	06.225	5355	81,743.00	27,553.15	---	54,189.85	
AIR POLLUTION CNTRL PS	06.225	5369	2,613,525.00	2,464,029.94	---	149,495.06	
AIR POLLUTION CNTRL E&E	06.225	5374	125,737.00	41,415.23	---	84,321.77	
ENVIRONMENTAL SVS PS	06.225	5412	654,253.00	594,530.17	---	59,722.83	
ENVIRONMENTAL SVS E&E	06.225	5422	398,827.00	290,767.51	---	108,059.49	
Water and Wastewater Loan Revolving							
Fund (0602)							
WATER & WASTEWATER LOAN	06.235	1446	193,582,627.00	101,117,310.45	---	92,465,316.55	
DRINKING WATER LOAN	06.235	5470	28,593,444.00	2,982,511.88	---	25,610,932.12	
WATER INFRASTRUCTURE ENC	06.235	8508	160,439,825.00	---	---	160,439,825.00	

**STATE OF MISSOURI
SUMMARY OF APPROPRIATION ACTIVITY
SPECIAL REVENUE FUNDS
FOR THE APPROPRIATION YEAR 2021**

	H.B. No.	Appr. No.	Appropriations	Expenditures and Transfers Out	Reappropriations to 2022	Lapse of Appropriations
Soil and Water Sales Tax Fund (0614)						
SOIL & WATER RES GRANT	06.250	1423	400,000.00	146,954.28	---	253,045.72
COST SHARE GRANT	06.250	1425	40,000,000.00	32,275,233.78	---	7,724,766.22
CONSERVATION MONITOR PRG	06.250	1427	400,000.00	193,149.18	---	206,850.82
SOIL & WATER CONSERV PS	06.225	5338	1,174,888.00	950,019.17	---	224,868.83
SOIL & WATER CONSERV E&E	06.225	5339	329,982.00	57,789.61	---	272,192.39
GRANTS TO SOIL DISTRICTS	06.250	7607	14,680,570.00	12,238,221.08	---	2,442,348.92
Water and Wastewater Loan Fund (0649)						
DRINKING WATER LOAN	06.235	1442	30,000,000.00	7,997,362.45	---	22,002,637.55
WATER & WASTEWATER LOAN	06.235	1450	50,528,640.00	31,159,566.56	---	19,369,073.44
WATER PROTECTION PRG PS	06.225	6954	851,360.00	775,053.29	---	76,306.71
WATER PROTECTION PRG E&E	06.225	7180	81,675.00	70,610.97	---	11,064.03
WATER INFRASTRUCTURE ENC	06.235	8757	60,000,000.00	---	---	60,000,000.00
Hazardous Waste Fund (0676)						
SUPERFUND CLEANUP	06.265	1172	2,803,944.00	1,537,479.10	---	1,266,464.90
ENVIRONMENT EMERG RESPONS	06.280	3082	500,000.00	46,800.30	---	453,199.70
REGIONAL OFFICES E&E	06.225	5357	16,211.00	4,687.11	---	11,523.89
ENV REMEDIATION PS	06.225	5380	1,074,487.00	1,062,197.62	---	12,289.38
ENV REMEDIATION E&E	06.225	5386	164,292.00	52,111.76	---	112,180.24
ENVIRONMENTAL SVS PS	06.225	5413	67,916.00	37,334.18	---	30,581.82
ENVIRONMENTAL SVS E&E	06.225	5423	25,621.00	13,996.45	---	11,624.55
WASTE MGMT PS	06.225	6095	652,607.00	540,215.80	---	112,391.20
WASTE MGMT E&E	06.225	6096	29,000.00	28,742.90	---	257.10
REGIONAL OFFICES PS	06.225	7790	217,601.00	119,206.15	---	98,394.85
WATER PROTECTION PRG PS	06.225	8222	598.00	591.54	---	6.46
Safe Drinking Water Fund (0679)						
DRINKING WATER ANALYSIS	06.240	3382	599,852.00	222,553.00	---	377,299.00
REGIONAL OFFICES PS	06.225	5348	892,863.00	608,870.57	---	283,992.43
REGIONAL OFFICES E&E	06.225	5358	225,778.00	75,060.75	---	150,717.25
ENVIRONMENTAL SVS PS	06.225	5415	709,458.00	700,336.78	---	9,121.22
WATER PROTECTION PRG PS	06.225	7175	516,854.00	497,709.19	---	19,144.81
WATER PROTECTION PRG E&E	06.225	7181	730,435.00	567,477.61	---	162,957.39
Storm Water Loan Revolving Fund (0754)						
STORMWATER CONTROL LOANS	06.235	6848	3,014,141.00	1,384,953.39	---	1,629,187.61

Rural Water and Sewer Loan Revolving Fund (0755)							
RURAL WATER&SEWER LOANS	06.235	6849	1,500,000.00	430,418.50	---	---	1,069,581.50
WATER INFRASTRUCTURE ENC	06.235	8758	600,000.00	---	---	---	600,000.00
Concentrated Animal Feeding Operation Indemnity Fund (0834)							
CAFO CLOSURES	06.245	3480	60,000.00	---	---	---	60,000.00
<u>Missouri Geological Survey</u>							
Oil and Gas Resources Fund (0543)							
MGS OPERATIONS PS	06.300	1250	90,032.00	---	---	---	90,032.00
MGS OPERATIONS E&E	06.300	1252	12,006.00	---	---	---	12,006.00
Coal Combustion Residuals Subaccount Fund (0551)							
MGS OPERATIONS PS	06.300	5035	58,936.00	---	---	---	58,936.00
MGS OPERATIONS E&E	06.300	5036	5,401.00	---	---	---	5,401.00
Natural Resources Protection Fund (0555)							
MGS OPERATIONS PS	06.300	8970	10,680.00	---	---	---	10,680.00
MGS OPERATIONS E&E	06.300	9195	2,000.00	---	---	---	2,000.00
Natural Resources Protection - Water Pollution Permit Fee Subaccount Fund (0568)							
MGS OPERATIONS PS	06.300	2161	39,480.00	11,844.06	---	---	27,635.94
MGS OPERATIONS E&E	06.300	2162	5,072.00	78.21	---	---	4,993.79
Solid Waste Management Fund (0570)							
MGS OPERATIONS PS	06.300	2163	179,373.00	147,043.41	---	---	32,329.59
MGS OPERATIONS E&E	06.300	2164	9,480.00	4,455.69	---	---	5,024.31
Metallic Minerals Waste Management Fund (0575)							
MGS OPERATIONS PS	06.300	1194	33,957.00	19,149.43	---	---	14,807.57
MGS OPERATIONS E&E	06.300	1195	13,761.00	970.42	---	---	12,790.58
Groundwater Protection Fund (0660)							
MGS OPERATIONS PS	06.300	1956	607,059.00	407,396.25	---	---	199,662.75
MGS OPERATIONS E&E	06.300	2411	97,405.00	45,014.99	---	---	52,390.01
Hazardous Waste Fund (0676)							
MGS OPERATIONS PS	06.300	2165	164,786.00	153,956.94	---	---	10,829.06
MGS OPERATIONS E&E	06.300	2171	31,010.00	5,079.37	---	---	25,930.63
Oil and Gas Remedial Fund (0699)							
OIL & GAS REMEDIAL FUND	06.320	7767	150,000.00	---	---	---	150,000.00
MGS OPERATIONS PS	06.300	7801	7,790.00	---	---	---	7,790.00
MGS OPERATIONS E&E	06.300	7802	7,625.00	---	---	---	7,625.00
Geologic Resources Fund (0801)							
MGS OPERATIONS PS	06.300	2861	129,699.00	120,605.04	---	---	9,093.96
MGS OPERATIONS E&E	06.300	2889	18,270.00	3,051.00	---	---	15,219.00

**STATE OF MISSOURI
SUMMARY OF APPROPRIATION ACTIVITY
SPECIAL REVENUE FUNDS
FOR THE APPROPRIATION YEAR 2021**

	H.B. No.	Appr. No.	Appropriations	Expenditures and Transfers Out	Reappropriations to 2022	Lapse of Appropriations
Mined Land Reclamation Fund (0906)						
MGS OPERATIONS PS	06.300	1197	314,835.00	308,177.92	---	6,657.08
MGS OPERATIONS E&E	06.300	1198	152,045.00	31,002.25	---	121,042.75
MGS OPERATIONS PS NC	06.300	6010	150,000.00	77,311.84	---	72,688.16
MGS OPERATIONS E&E NC	06.300	6100	50,000.00	7,618.57	---	42,381.43
LAND RECLMT BOND FORFEIT	06.315	7453	350,000.00	---	---	350,000.00
Missouri State Parks						
Parks Sales Tax Fund (0613)						
STATE PARKS OPERATION E&E	06.360	0664	10,671,183.00	8,310,757.80	---	2,360,425.20
DNR WATER WASTE IMPROV	18.040	1535	672,701.00	185,562.81	---	487,138.19
CATASTROPHIC PROJECTS	18.040	1536	1,311.00	---	---	1,311.00
IMPROVEMENTS STATE PARKS	18.040	1563	411,404.00	7,971.13	---	403,432.87
LEVY DISTRICT PAYMENTS	06.360	1942	15,000.00	10,356.88	---	4,643.12
STATE PARKS OPERATION PS	06.360	2082	22,144,864.00	20,394,683.87	---	1,750,180.13
CATASTROPHIC PROJECTS	18.040	3220	701,394.00	270,393.76	---	431,000.24
PRJS ST & HIST PROPERTIES	18.040	4714	1,000,000.00	---	---	1,000,000.00
DNR WATER WASTE IMPROV	18.040	4716	2,225,797.00	---	---	2,225,797.00
CATASTROPHIC PROJECTS	18.040	4913	424,557.00	94,387.98	---	330,169.02
DNR ROADS PARKING TRAILS	18.040	4914	1,119,622.00	390,947.08	---	728,674.92
PRJS ST & HIST PROPERTIES	18.040	5327	2,999,175.00	985,369.98	---	2,013,805.02
PRJS ST & HIST PROPERTIES	18.040	6278	300,000.00	16,517.74	---	283,482.26
DNR WATER WASTE IMPROV	18.040	6279	900,000.00	---	---	900,000.00
RENTAL UNIT RENOVATION	18.040	6317	800,000.00	8.30	---	799,991.70
BRUCE R WATKINS CENTER	06.360	7814	100,000.00	100,000.00	---	---
PAYMENT IN LIEU OF TAXES	06.360	7815	30,000.00	5,172.64	---	24,827.36
Meramec-Onondaga State Parks Fund (0698)						
STATE PARKS OPERATION E&E	06.360	2085	85,000.00	84,199.29	---	800.71
Economic Development Advancement Fund (0783)						
HISTORIC PRESERVATION PS	06.365	2834	107,881.00	76,890.04	---	30,990.96
HISTORIC PRESERVATION E&E	06.365	2837	10,853.00	3,240.59	---	7,612.41
Babler State Park Fund (0911)						
STATE PARKS OPERATION PS	06.360	2086	59,606.00	32,324.58	---	27,281.42
STATE PARKS OPERATION E&E	06.360	2087	75,000.00	59,052.36	---	15,947.64

DEPARTMENT OF PUBLIC SAFETY

Veterans' Commission Capital Improvement Trust Fund (0304)

PUBLIC SAFETY LEASING	13.005	8315	225,255.00	153,449.01	---	71,805.99
PUBLIC SAFETY STATE OWNED	13.010	8316	115,296.00	115,295.27	---	0.73

Division of Alcohol and Tobacco Control Fund (0544)

PUBLIC SAFETY LEASING	13.005	1272	117,466.00	106,944.82	---	10,521.18
PUBLIC SAFETY STATE OWNED	13.010	4447	111,622.00	97,745.68	---	13,876.32

Office of the Director

Missouri Crime Prevention Information and Programming Fund (0253)

DIRECTOR ADMIN E&E	08.005	2328	1,000.00	---	---	1,000.00
--------------------	--------	------	----------	-----	-----	----------

Peace Officer Standards and Training Commission Fund (0281)

POST TRAINING	08.070	1645	950,000.00	667,209.94	---	282,790.06
---------------	--------	------	------------	------------	-----	------------

State Forensic Laboratory Fund (0591)

STATE FORENSIC LABS	08.060	8770	360,000.00	240,537.63	---	119,462.37
---------------------	--------	------	------------	------------	-----	------------

Services to Victims Fund (0592)

DIRECTOR ADMIN PS	08.005	0782	77,015.00	49,005.92	---	28,009.08
DIRECTOR ADMIN E&E	08.005	0783	10,042.00	266.33	---	9,775.67
STATE SERVICES TO VICTIMS	08.035	8866	2,000,000.00	1,073,145.46	---	926,854.54

Crime Victims' Compensation Fund (0681)

CRIME VICTIMS COMP	08.045	2279	4,837,329.00	436,515.03	---	4,400,813.97
DIRECTOR ADMIN E&E	08.005	5220	1,453,268.00	1,375,669.54	---	77,598.46
DIRECTOR ADMIN PS	08.005	8769	545,146.00	454,496.24	---	90,649.76

Antiterrorism Fund (0759)

DIRECTOR ADMIN E&E	08.005	7530	15,000.00	1,925.74	---	13,074.26
--------------------	--------	------	-----------	----------	-----	-----------

MODEX Fund (0867)

MODEX PS	08.005	8795	93,918.00	53,091.76	---	40,826.24
MODEX E&E	08.005	8798	813,000.00	241,135.64	---	571,864.36

Deputy Sheriff Salary Supplementation Fund (0913)

MOSMART	08.020	7930	7,200,000.00	2,809,059.07	---	4,390,940.93
---------	--------	------	--------------	--------------	-----	--------------

Division of Fire Safety

Elevator Safety Fund (0257)

F S ADMIN PS	08.155	5629	422,290.00	382,677.61	---	39,612.39
F S ADMIN E&E	08.155	5630	76,840.00	68,236.86	---	8,603.14

Chemical Emergency Preparedness Fund (0587)

FIREFIGHTER TRAINING	08.165	1382	100,000.00	76,405.00	---	23,595.00
----------------------	--------	------	------------	-----------	-----	-----------

**STATE OF MISSOURI
SUMMARY OF APPROPRIATION ACTIVITY
SPECIAL REVENUE FUNDS
FOR THE APPROPRIATION YEAR 2021**

	H.B. No.	Appr. No.	Appropriations	Expenditures and Transfers Out	Reappropriations to 2022	Lapse of Appropriations
Boiler and Pressure Vessels Safety Fund (0744)						
F S ADMIN PS	08.155	6103	463,044.00	448,992.64	---	14,051.36
F S ADMIN E&E	08.155	6104	54,674.00	54,673.97	---	0.03
Missouri Explosives Safety Act Administration Fund (0804)						
F S ADMIN PS	08.155	2836	91,683.00	61,181.64	---	30,501.36
F S ADMIN E&E	08.155	2857	12,027.00	12,026.73	---	0.27
Fire Education Fund (0821)						
FIREFIGHTER TRAINING	08.165	0682	250,000.00	177,321.81	---	72,678.19
Cigarette Fire Safety and Firefighter Protection Fund (0937)						
FIRE SAFE CIGARETTE PS	08.160	6782	21,865.00	7,779.43	---	14,085.57
FIRE SAFE CIGARETTE E&E	08.160	6783	10,204.00	9,797.99	---	406.01
State Highway Patrol						
Gaming Commission Fund (0286)						
SHP TECHNICAL SERVICE PS	08.130	0636	22,189.00	6,120.02	---	16,068.98
SHP ENFORCEMENT E&E	08.090	1647	432,828.00	338,891.63	---	93,936.37
GASOLINE PURCHASE	08.100	1648	755,366.00	341,375.97	---	413,990.03
SHP ADMIN PS	08.080	2797	37,199.00	12,725.45	---	24,473.55
FRINGE BENEFITS PS	08.085	3276	667,145.00	156,418.49	---	510,726.51
FRINGE BENEFITS E&E	08.085	3277	466,530.00	388,583.11	---	77,946.89
SHP ADMIN E&E	08.080	4369	12,965.00	1,721.78	---	11,243.22
VEHICLE REPLACEMENT	08.105	4371	549,074.00	330,468.00	---	218,606.00
SHP TECHNICAL SERVICE E&E	08.130	4480	83,040.00	19,424.00	---	63,616.00
FIRING RANGE	17.180	4612	339,603.00	---	339,603.00	---
SHP ACADEMY PS	08.115	5917	185,088.00	179,387.38	---	5,700.62
SHP ACADEMY E&E	08.115	5918	69,440.00	57,927.50	---	11,512.50
Highway Patrol Inspection Fund (0297)						
VEH & DRIVER SAFETY E&E	08.120	1379	360,632.00	268,201.69	---	92,430.31
VEH & DRIVER SAFETY PS	08.120	8476	132,639.00	---	---	132,639.00
FRINGE BENEFITS PS	08.085	8837	77,167.00	---	---	77,167.00
FRINGE BENEFITS E&E	08.085	8838	8,320.00	---	---	8,320.00
Missouri State Water Patrol Fund (0400)						
STATE WATER PATROL PS	08.095	3595	1,677,806.00	664,207.95	---	1,013,598.05
STATE WATER PATROL E&E	08.095	3598	840,000.00	526,112.11	---	313,887.89

FRINGE BENEFITS PS	08.085	8036	1,417,443.00	583,313.55	---	834,129.45
FRINGE BENEFITS E&E	08.085	8037	120,339.00	106,084.85	---	14,254.15
SHP ADMIN PS	08.080	8836	203,378.00	46,277.29	---	157,100.71
SHP ENFORCEMENT PS	08.090	8839	90,447.00	48,464.16	---	41,982.84
State Forensic Laboratory Fund (0591)						
CRIME LABS E&E	08.110	8771	357,633.00	302,138.00	---	55,495.00
State Highways and Transportation Department Fund (0644)						
SHP TECHNICAL SERVICE PS	08.130	0630	16,711,690.00	14,555,033.90	---	2,156,656.10
SHP ADMIN PS	08.080	1130	6,612,726.00	6,008,222.23	---	604,503.77
SHP ADMIN E&E	08.080	1133	527,891.00	435,633.71	---	92,257.29
SHP ENFORCEMENT PS	08.090	1136	78,893,350.00	46,076,538.14	---	32,816,811.86
SHP ACADEMY PS	08.115	1143	1,402,881.00	979,947.29	---	422,933.71
SHP ACADEMY E&E	08.115	1148	73,576.00	47,780.44	---	25,795.56
VEH & DRIVER SAFETY PS	08.120	1150	11,814,015.00	10,488,761.32	---	1,325,253.68
VEH & DRIVER SAFETY E&E	08.120	1154	1,110,790.00	761,981.15	---	348,808.85
CARTHAGE RDIO TWR RPLCMNT	18.055	1413	274,996.00	265,618.00	---	9,378.00
SHP ENFORCEMENT E&E	08.090	1430	6,639,393.00	6,142,149.46	---	497,243.54
SHP TECHNICAL SERVICE E&E	08.130	2285	14,839,238.00	14,652,074.47	---	187,163.53
ST HWY PATROL LEASING	13.005	3194	1,200,923.00	1,021,290.64	---	179,632.36
REFUND UNUSED STICKERS	08.125	3284	100,000.00	39,129.30	---	60,870.70
FRINGE BENEFITS PS	08.085	4346	89,909,415.00	59,877,489.70	---	30,031,925.30
FRINGE BENEFITS E&E	08.085	4349	7,295,799.00	6,656,401.18	---	639,397.82
VEHICLE REPLACEMENT	08.105	4370	6,323,075.00	2,746,760.00	---	3,576,315.00
GASOLINE PURCHASE	08.100	4472	4,837,264.00	2,883,635.41	---	1,953,628.59
FIRING RANGE	17.180	4611	2,117,722.00	1,706,317.89	411,404.00	0.11
MSHP STATEWIDE M&R	18.055	4728	1,820,052.00	409,073.48	---	1,410,978.52
MSHP CRITICAL M&R	18.055	4729	101,106.00	78,904.33	---	22,201.67
CRIME LABS PS	08.110	5296	4,249,637.00	3,838,864.58	---	410,772.42
CRIME LABS E&E	08.110	5297	1,297,749.00	1,272,690.33	---	25,058.67
MSHP STATEWIDE M&R	18.055	5361	3,906,316.00	963,665.34	---	2,942,650.66
MSHP STATEWIDE M&R	18.055	6326	5,655,457.00	617,745.80	---	5,037,711.20
MSHP CRITICAL M&R	18.055	7020	400,000.00	299,912.15	---	100,087.85
INTEROPERABLE SYSTEM HWY	08.090	7101	5,612,926.00	5,207,503.18	---	405,422.82
DPS HP STATE OWNED	13.010	7740	164,915.00	161,652.72	---	3,262.28
DPS-SHP INSTIT	13.015	7745	1,742,188.00	1,742,188.00	---	---
INTEROPERABLE ONGOING HWY	08.090	7900	4,100,000.00	3,738,539.47	---	361,460.53
Criminal Record System Fund (0671)						
SHP TECHNICAL SERVICE PS	08.130	0635	3,999,021.00	3,704,936.18	---	294,084.82
SHP ADMIN PS	08.080	2121	81,405.00	63,089.00	---	18,316.00
SHP TECHNICAL SERVICE E&E	08.130	2286	2,105,243.00	1,255,196.83	---	850,046.17
LIVESCAN	08.130	6014	1,945,000.00	1,120,204.32	---	824,795.68
FBI BACKGROUND CHARGES	08.130	7163	3,000,000.00	1,726,741.00	---	1,273,259.00

**STATE OF MISSOURI
SUMMARY OF APPROPRIATION ACTIVITY
SPECIAL REVENUE FUNDS
FOR THE APPROPRIATION YEAR 2021**

	H.B. No.	Appr. No.	Appropriations	Expenditures and Transfers Out	Reappropriations to 2022	Lapse of Appropriations
FRINGE BENEFITS PS	08.085	8867	3,792,423.00	3,040,386.90	---	752,036.10
FRINGE BENEFITS E&E	08.085	8868	271,773.00	195,923.74	---	75,849.26
SHP ENFORCEMENT PS	08.090	8870	15,756.00	13,245.48	---	2,510.52
CRIME LABS PS	08.110	8872	362,638.00	360,342.97	---	2,295.03
CRIME LABS E&E	08.110	8873	2,575.00	2,575.00	---	---
Highway Patrol's Motor Vehicle, Aircraft, Watercraft Revolving Fund (0695)						
SHP ENFORCEMENT E&E	08.090	1967	397,625.00	234,532.25	---	163,092.75
FRINGE BENEFITS PS	08.085	2900	4,821.00	---	---	4,821.00
FRINGE BENEFITS E&E	08.085	2901	799.00	616.51	---	182.49
SHP ENFORCEMENT PS	08.090	2903	8,289.00	---	---	8,289.00
VEHICLE REPLACEMENT	08.105	6461	7,713,448.00	5,633,317.00	---	2,080,131.00
Highway Patrol Traffic Records Fund (0758)						
SHP TECHNICAL SERVICE PS	08.130	3682	85,408.00	45,521.45	---	39,886.55
SHP ENFORCEMENT E&E	08.090	6892	245,242.00	33,496.75	---	211,745.25
FRINGE BENEFITS PS	08.085	7284	73,026.00	35,740.87	---	37,285.13
FRINGE BENEFITS E&E	08.085	7285	5,488.00	3,773.18	---	1,714.82
DNA Profiling Analysis Fund (0772)						
CRIME LAB EXPANSION	17.180	4613	1,449,079.00	1,357,777.67	91,301.00	0.33
CRIME LABS PS	08.110	7280	68,556.00	65,503.10	---	3,052.90
CRIME LABS E&E	08.110	7281	1,478,305.00	959,018.10	---	519,286.90
FRINGE BENEFITS PS	08.085	7282	71,082.00	50,031.37	---	21,050.63
FRINGE BENEFITS E&E	08.085	7283	6,181.00	2,577.09	---	3,603.91
Criminal Justice Network and Technology Revolving Fund (0842)						
SHP TECHNICAL SERVICE E&E	08.130	4113	2,699,050.00	2,095,746.93	---	603,303.07
MULES/AMBER ALERT INTRFCE	08.130	9163	120,000.00	---	---	120,000.00
<u>Alcohol and Tobacco Control</u>						
Division of Alcohol and Tobacco Control Fund (0544)						
ALCOHOL & TOBACCO CNTR PS	08.145	1254	1,843,680.00	1,664,114.84	---	179,565.16
ALCOHOL & TOBACCO CNTR EE	08.145	1262	586,942.00	168,988.27	---	417,953.73

Adjutant General

Missouri National Guard Training Site
Fund (0269)

TRAINING SITE REVOLVING	08.290	3154	330,000.00	90,077.64	---	239,922.36
CONTRACT SERVICES PS	08.295	6942	21,752.00	16,660.00	---	5,092.00
Veterans' Commission Capital Improvement Trust Fund (0304)						
VETS RECOGNITION PRG E&E	08.270	3430	536,732.00	14,981.31	---	521,750.69
VETS RECOGNITION PRG PS	08.270	6843	100,434.00	47,400.00	---	53,034.00
Missouri Military Family Relief Fund (0719)						
MO MILITARY FAMILY RELIEF	08.285	1173	140,000.00	60,821.12	---	79,178.88
MO MIL FAMILY RELIEF E&E	08.285	2925	10,000.00	---	---	10,000.00
Missouri National Guard Trust Fund (0900)						
NATIONAL GUARD TRUST FUND	08.260	1863	1,764,400.00	197,326.27	---	1,567,073.73
NATIONAL GUARD TRUST PS	08.260	7278	1,369,061.00	1,039,855.42	---	329,205.58
NATIONAL GUARD TRUST E&E	08.260	7279	1,461,847.00	---	---	1,461,847.00
CONTRACT SERVICES E&E	08.295	7524	673,925.00	430,067.20	---	243,857.80

State Emergency Management Agency

Chemical Emergency Preparedness
Fund (0587)

A G SEMA PS	08.300	3882	170,537.00	150,489.17	---	20,047.83
A G SEMA E&E	08.300	3883	85,117.00	78,371.54	---	6,745.46
MERC DISTRIBUTIONS	08.310	3884	650,000.00	483,402.21	---	166,597.79

Missouri Veterans Commission

Veterans' Commission Capital Improvement Trust Fund (0304)

VETERANS HOMES PS	08.190	0639	31,343.00	9,700.69	---	21,642.31
MVC STATEWIDE M&R	18.060	3241	30,540,741.00	901,722.39	---	29,639,018.61
ADMIN & SERVICE PS	08.170	4481	4,844,239.00	1,635,206.42	---	3,209,032.58
ADMIN & SERVICE E&E	08.170	4482	1,463,605.00	702,904.06	---	760,700.94
MVC STATEWIDE M&R	18.060	4730	4,385,739.00	---	---	4,385,739.00
HOMES & CEMETERIES E&E	08.195	5012	3,448,501.00	2,625,741.88	---	822,759.12
VETERANS SVS OFFICER PRGM	08.185	5052	1,600,000.00	1,099,323.49	---	500,676.51
MVC COLUMBARIUM	17.195	5302	3,054,388.00	870,971.84	2,183,416.00	0.16
MVC CRITICAL M&R	18.060	5362	750,000.00	248,336.09	---	501,663.91
MVC STATEWIDE M&R	18.060	5363	16,043,512.00	---	---	16,043,512.00
MVC CRITICAL M&R	18.060	6331	750,000.00	---	---	750,000.00
MVC COLUMBARIUM	19.030	6362	1,364,134.00	---	1,364,134.00	---
STL VETS STORAGE BLDG	17.185	8570	843,154.00	---	843,154.00	---
MVC ST JAMES M&R PROJS	18.060	8628	5,200,471.00	---	---	5,200,471.00

**STATE OF MISSOURI
SUMMARY OF APPROPRIATION ACTIVITY
SPECIAL REVENUE FUNDS
FOR THE APPROPRIATION YEAR 2021**

	H.B. No.	Appr. No.	Appropriations	Expenditures and Transfers Out	Reappropriations to 2022	Lapse of Appropriations
Veterans Assistance Fund (0461)						
VETERANS COMM ASST	08.180	6186	2,500,000.00	---	---	2,500,000.00
MVC COLUMBARIUM	19.030	6366	1,000,000.00	143,860.70	856,139.00	0.30
Veterans' Trust Fund (0579)						
ADMIN & SERVICE E&E	08.170	0981	23,832.00	---	---	23,832.00
VETERANS HOMES E&E	08.190	2345	50,758.00	12,182.85	---	38,575.15
Missouri Gaming Commission						
Compulsive Gamblers Fund (0249)						
GAMING E&E	08.205	3087	56,310.00	---	---	56,310.00
Gaming Proceeds for Education Fund (0285)						
GAMING PROC FOR EDU REF	08.225	2934	50,000.00	---	---	50,000.00
Gaming Commission Fund (0286)						
GAMING COMM FRINGES PS	08.210	1542	7,089,567.00	3,813,849.10	---	3,275,717.90
GAMING COMM FRINGES E&E	08.210	1543	267,317.00	163,362.09	---	103,954.91
GAMING COMM REFUNDS	08.215	1651	100,000.00	---	---	100,000.00
GAMING & BINGO PS	08.205	2990	15,178,130.00	9,842,109.66	---	5,336,020.34
GAMING & BINGO E&E	08.205	2991	1,728,853.00	1,210,362.59	---	518,490.41
GAMING COM LEASING	13.005	3198	421,426.00	398,116.31	---	23,309.69
GAMING COM STATE OWNED	13.010	7883	75,992.00	70,233.36	---	5,758.64
Bingo Proceeds for Education Fund (0289)						
BINGO REFUNDS	08.220	2994	5,000.00	---	---	5,000.00
DEPARTMENT OF REVENUE						
Legal Services Division						
Motor Vehicle Commission Fund (0588)						
LEGAL SERV PS	04.020	1745	464,504.00	454,505.17	---	9,998.83
LEGAL SERV E&E	04.020	1746	28,118.00	28,118.00	---	---
State Highways and Transportation Department Fund (0644)						
HWY COLL ATTORNEY FEES	04.005	0889	1,000.00	---	---	1,000.00
HWY COLL LEGAL SERV PS	04.005	1777	1,026,105.00	991,822.48	---	34,282.52
HWY COLL LEGAL SERV E&E	04.005	1778	106,199.00	103,008.19	---	3,190.81
Tobacco Control Special Fund (0984)						
TOBACCO CONT ENFORCMNT PS	04.020	8246	43,985.00	8,987.65	---	34,997.35
TOBACCO CONT ENFORCMNT EE	04.020	8247	3,323.00	---	---	3,323.00

Administration Division

Health Initiatives Fund (0275)							
POSTAGE	04.025	1636	5,373.00	5,212.00	---	---	161.00
Motor Vehicle Commission Fund (0588)							
POSTAGE	04.025	6869	44,029.00	44,029.00	---	---	---
FED & OTHER FUND REFUNDS	04.060	7292	5,000.00	2,684.17	---	---	2,315.83
Conservation Commission Fund (0609)							
POSTAGE	04.025	6240	1,343.00	1,343.00	---	---	---
State Highways and Transportation Department Fund (0644)							
HIGHWAY FUND REFUNDS	04.065	1245	2,290,564.00	616,548.13	---	---	1,674,015.87
HWY COLL ADMIN PS	04.005	1791	1,017,453.00	983,501.72	---	---	33,951.28
HWY COLL ADMIN E&E	04.005	1794	208,282.00	200,165.69	---	---	8,116.31
HWY COLL POSTAGE	04.005	1796	2,171,153.00	2,106,018.00	---	---	65,135.00

Motor Vehicle and Driver Licensing Division

Motor Vehicle Commission Fund (0588)							
MV/DL PS	04.015	1714	211,924.00	210,984.07	---	---	939.93
MV/DL E&E	04.015	1715	245,840.00	77,341.14	---	---	168,498.86
State Highways and Transportation Department Fund (0644)							
HWY COLL MV/DL PS	04.005	1773	5,137,469.00	4,957,709.82	---	---	179,759.18
HWY COLL MV/DL E&E	04.005	1774	3,666,689.00	3,556,688.00	---	---	110,001.00
Revenue Specialty Plate Fund (0775)							
MV/DL PS	04.015	1722	7,212.00	---	---	---	7,212.00
MV/DL E&E	04.015	1723	9,953.00	500.00	---	---	9,453.00

Taxation Division

Health Initiatives Fund (0275)							
CIGARETTE TAX REFUNDS	04.085	1640	125,000.00	6,541.18	---	---	118,458.82
TAXATION PS	04.010	1701	56,198.00	53,508.94	---	---	2,689.06
TAXATION E&E	04.010	1702	4,163.00	1,608.60	---	---	2,554.40
Gaming Proceeds for Education Fund (0285)							
FED & OTHER FUND REFUNDS	04.060	3004	15,000.00	---	---	---	15,000.00
Gaming Commission Fund (0286)							
FED & OTHER FUND REFUNDS	04.060	0929	5,000.00	---	---	---	5,000.00
Solid Waste Management - Scrap Tire Subaccount Fund (0569)							
FED & OTHER FUND REFUNDS	04.060	1592	10,000.00	---	---	---	10,000.00
Conservation Commission Fund (0609)							
TAXATION PS	04.010	1706	609,453.00	605,809.95	---	---	3,643.05
TAXATION E&E	04.010	1707	8,277.00	2,108.60	---	---	6,168.40
State School Moneys Fund (0616)							
CIGARETTE TAX REFUNDS	04.085	1641	25,000.00	14,717.65	---	---	10,282.35

**STATE OF MISSOURI
SUMMARY OF APPROPRIATION ACTIVITY
SPECIAL REVENUE FUNDS
FOR THE APPROPRIATION YEAR 2021**

	H.B. No.	Appr. No.	Appropriations	Expenditures and Transfers Out	Reappropriations to 2022	Lapse of Appropriations
State Highways and Transportation Department Fund (0644)						
REFUNDS OF MOTOR FUEL TAX	04.075	1248	16,814,000.00	13,543,798.11	---	3,270,201.89
HWY COLL TAX PS	04.005	1771	640,958.00	619,127.05	---	21,830.95
HWY COLL TAX E&E	04.005	1772	170,190.00	161,084.00	---	9,106.00
Workers' Compensation Fund (0652)						
WORKERS COMP REFUNDS	04.080	8360	2,000,000.00	142,459.81	---	1,857,540.19
Petroleum Inspection Fund (0662)						
TAXATION PS	04.010	1708	36,471.00	31,188.48	---	5,282.52
TAXATION E&E	04.010	1709	2,818.00	804.30	---	2,013.70
Motor Fuel Tax Fund (0673)						
DIST TO CITIES MFT FUND	04.045	1246	195,000,000.00	180,806,648.36	---	14,193,351.64
Fair Share Fund (0687)						
CIGARETTE TAX REFUNDS	04.085	1642	11,000.00	6,541.18	---	4,458.82
Revenue Specialty Plate Fund (0775)						
FED & OTHER FUND REFUNDS	04.060	7295	10,000.00	---	---	10,000.00
Aviation Trust Fund (0952)						
AVIATION TRUST REFUNDS	04.070	9815	50,000.00	3,637.66	---	46,362.34
<u>DEPARTMENT OF SOCIAL SERVICES</u>						
Health Initiatives Fund (0275)						
SOCIAL SRVS STATE OWNED	13.010	7763	17,700.00	17,176.84	---	523.16
Social Services Educational Improvement Fund (0620)						
SOCIAL SRVS STATE OWNED	13.010	7765	5,355.00	5,276.04	---	78.96
<u>Office of the Director</u>						
Medicaid Provider Enrollment Fund (0990)						
MEDICAID PROV ENRLLMNT PS	11.020	4598	96,831.00	96,831.00	---	---
MO MEDICAID AUD & COMP EE	11.020	8218	141,886.00	104,367.72	---	37,518.28
<u>Family Support Division</u>						
Health Initiatives Fund (0275)						
IM FIELD STAFF/OPS PS	11.105	6287	854,020.00	823,814.52	---	30,205.48
IM FIELD STAFF/OPS E&E	11.105	6288	27,917.00	27,079.00	---	838.00
MEDES MAGI	11.130	6480	1,000,000.00	970,000.00	---	30,000.00

Blind Pension Fund (0621)							
BLIND PENSIONS	11.170	1407	37,262,368.00	34,761,605.12	---	---	2,500,762.88
BLIND PENSIONS NONCOUNT	11.170	5517	300,000.00	---	---	---	300,000.00
Blindness Education, Screening and Treatment Program Fund (0892)							
REHAB SRVCS FOR THE BLIND	11.215	3643	349,000.00	171,408.74	---	---	177,591.26
<u>Children's Division</u>							
Health Initiatives Fund (0275)							
CHILD FIELD STAFF/OPS PS	11.305	6305	76,106.00	44,264.17	---	---	31,841.83
CHILD FIELD STAFF/OPS E&E	11.305	6306	29,092.00	---	---	---	29,092.00
CHILD ASSESSMENT CENTERS	11.360	8299	501,048.00	481,230.98	---	---	19,817.02
Early Childhood Development, Education and Care Fund (0859)							
PURCHASE OF CHILD CARE	11.385	2273	295,399.00	---	---	---	295,399.00
CHILD CARE SUBSIDY	11.385	6542	7,279,101.00	---	---	---	7,279,101.00
<u>Division of Youth Services</u>							
Health Initiatives Fund (0275)							
YOUTH TREATMENT PRGM PS	11.405	3608	144,917.00	103,932.74	---	---	40,984.26
YOUTH TREATMENT PRGM E&E	11.405	3609	9,106.00	---	---	---	9,106.00
Gaming Commission Fund (0286)							
JUVENILE COURT DIVERSION	11.410	0186	500,000.00	374,900.50	---	---	125,099.50
Social Services Educational Improvement Fund (0620)							
YOUTH TREATMENT PRGM PS	11.405	1748	3,395,479.00	2,447,942.92	---	---	947,536.08
YOUTH TREATMENT PRGM E&E	11.405	1749	3,853,274.00	1,359,756.92	---	---	2,493,517.08
Youth Services Products Fund (0764)							
YOUTH TREATMENT PRGM E&E	11.405	6870	5,000.00	---	---	---	5,000.00
Youth Services Treatment Fund (0843)							
DYS ADVISORY BOARD E&E	11.400	8298	999.00	---	---	---	999.00
<u>Mo HealthNet Division</u>							
Nursing Facility Federal Reimbursement Allowance Fund (0196)							
NFRA FEDERAL	11.735	1606	364,882,362.00	293,336,146.92	---	---	71,546,215.08
REHAB & SPECIALTY SVS	11.745	5409	1,414,043.00	1,414,043.00	---	---	---
Nursing Facility Quality of Care Fund (0271)							
MO HEALTHNET ADMIN PS	11.600	1753	90,506.00	79,621.85	---	---	10,884.15
MO HEALTHNET ADMIN E&E	11.600	1754	10,281.00	8,663.00	---	---	1,618.00
Health Initiatives Fund (0275)							
MO HEALTHNET ADMIN E&E	11.600	0216	41,385.00	40,143.00	---	---	1,242.00
MO HEALTHNET ADMIN PS	11.600	1670	457,696.00	428,856.02	---	---	28,839.98
MANAGED CARE	11.760	1785	21,590,380.00	21,590,380.00	---	---	---

**STATE OF MISSOURI
SUMMARY OF APPROPRIATION ACTIVITY
SPECIAL REVENUE FUNDS
FOR THE APPROPRIATION YEAR 2021**

	H.B. No.	Appr. No.	Appropriations	Expenditures and Transfers Out	Reappropriations to 2022	Lapse of Appropriations
HOME HEALTH	11.730	2821	159,305.00	93,474.61	---	65,830.39
PHARMACY	11.700	3066	3,543,350.00	3,460,420.35	---	82,929.65
PHYSICIAN RELATED PROF	11.715	3067	1,427,081.00	1,427,081.00	---	---
DENTAL	11.720	3070	71,162.00	71,095.18	---	66.82
REHAB & SPECIALTY SVS	11.745	3072	194,881.00	194,881.00	---	---
INFORMATION SYSTEMS	11.620	8257	1,591,687.00	1,543,936.00	---	47,751.00
Life Sciences Research Trust Fund (0763)						
PHARMACY	11.700	3051	5,576,108.00	5,576,108.00	---	---
MO HEALTHNET ADMIN E&E	11.600	5004	3,000.00	---	---	3,000.00
MANAGED CARE	11.760	7166	27,790,024.00	27,790,024.00	---	---
Missouri Rx Plan Fund (0779)						
MISSOURI RX PLAN	11.705	1024	2,788,774.00	391,857.83	---	2,396,916.17
CLINICAL SRVC MGMT	11.605	2036	62,947.00	---	---	62,947.00
MO HEALTHNET ADMIN PS	11.600	2849	372,494.00	---	---	372,494.00
Ambulance Service Reimbursement Allowance Fund (0958)						
MO HEALTHNET ADMIN PS	11.600	7366	19,365.00	---	---	19,365.00
MO HEALTHNET ADMIN E&E	11.600	7367	128,466.00	125,000.00	---	3,466.00
REHAB & SPECIALTY SVS EXP	11.745	7368	25,422,966.00	18,471,801.08	---	6,951,164.92
GROUND AMBULANCE	11.760	8714	2,217,569.00	1,765,312.00	---	452,257.00
<u>DEPARTMENT OF CORRECTIONS</u>						
<u>Office of the Director</u>						
Crime Victims' Compensation Fund (0681)						
OD STAFF PS	09.005	4753	36,663.00	36,077.19	---	585.81
OD STAFF E&E	09.005	4754	532.00	---	---	532.00
<u>Division of Human Services</u>						
Crime Victims' Compensation Fund (0681)						
RETENTION PAY	09.080	5237	154.00	134.55	---	19.45
<u>Division of Rehabilitative Services</u>						
Correctional Substance Abuse Earnings Fund (0853)						
REACT	09.220	7263	40,000.00	33,857.96	---	6,142.04

Division of Adult Institutions

Volkswagen Environmental Mitigation Trust

Proceeds Fund (0268)

INSTITUTIONAL E&E POOL	09.085	4928	1,000,000.00	961,222.70	---	38,777.30
------------------------	--------	------	--------------	------------	-----	-----------

Inmate Incarceration Reimbursement Act

Revolving Fund (0828)

MIRA INSTITUTIONAL E&E	09.085	5060	<u>750,000.00</u>	<u>195,612.02</u>	<u>---</u>	<u>554,387.98</u>
------------------------	--------	------	-------------------	-------------------	------------	-------------------

Subtotals

			<u>5,552,632,163.00</u>	<u>4,362,953,037.77</u>	<u>40,199,347.00</u>	<u>1,149,479,778.23</u>
--	--	--	-------------------------	-------------------------	----------------------	-------------------------

Appropriated Transfers Out To:

General Revenue Fund (0101)	05.285	T006	783.00	783.00	---	---
-----------------------------	--------	------	--------	--------	-----	-----

School District Bond Fund (0248)	02.305	T009	492,000.00	492,000.00	---	---
----------------------------------	--------	------	------------	------------	-----	-----

General Revenue Fund (0101)	05.285	T011	545.00	545.00	---	---
-----------------------------	--------	------	--------	--------	-----	-----

Access Missouri Financial Assistance

Fund (0791)	03.050	T027	50,000.00	---	---	50,000.00
-------------	--------	------	-----------	-----	-----	-----------

Access Missouri Financial Assistance

Fund (0791)	03.050	T030	11,916,667.00	11,559,167.00	---	357,500.00
-------------	--------	------	---------------	---------------	-----	------------

General Revenue Fund (0101)	05.285	T035	27,999.00	27,999.00	---	---
-----------------------------	--------	------	-----------	-----------	-----	-----

General Revenue Fund (0101)	05.285	T039	377,904.00	352,904.00	---	25,000.00
-----------------------------	--------	------	------------	------------	-----	-----------

General Revenue Fund (0101)	05.285	T043	58,455.00	58,455.00	---	---
-----------------------------	--------	------	-----------	-----------	-----	-----

Access Missouri Financial Assistance

Fund (0791)	08.245	T048	5,000,000.00	5,000,000.00	---	---
-------------	--------	------	--------------	--------------	-----	-----

General Revenue Fund (0101)	05.285	T049	1,034.00	1,034.00	---	---
-----------------------------	--------	------	----------	----------	-----	-----

General Revenue Fund (0101)	10.425	T053	2,300,000.00	2,100,166.82	---	199,833.18
-----------------------------	--------	------	--------------	--------------	-----	------------

General Revenue Fund (0101)	07.520	T054	36,500.00	22,326.31	---	14,173.69
-----------------------------	--------	------	-----------	-----------	-----	-----------

General Revenue Fund (0101)	07.520	T056	1.00	---	---	1.00
-----------------------------	--------	------	------	-----	-----	------

Professional Registration Fees Fund (0689)	07.525	T058	186,721.00	84,772.61	---	101,948.39
--	--------	------	------------	-----------	-----	------------

Natural Resources Cost Allocation Fund (0500)	06.395	T061	5,412.00	4,718.00	---	694.00
---	--------	------	----------	----------	-----	--------

Natural Resources Cost Allocation Fund (0500)	06.395	T064	900.00	784.00	---	116.00
---	--------	------	--------	--------	-----	--------

Natural Resources Cost Allocation Fund (0500)	06.395	T065	24,431.00	21,294.00	---	3,137.00
---	--------	------	-----------	-----------	-----	----------

Natural Resources Cost Allocation Fund (0500)	06.395	T066	2,679.00	2,332.00	---	347.00
---	--------	------	----------	----------	-----	--------

Natural Resources Cost Allocation Fund (0500)	06.395	T067	11,572.00	10,087.00	---	1,485.00
---	--------	------	-----------	-----------	-----	----------

Natural Resources Cost Allocation Fund (0500)	06.395	T068	83.00	73.00	---	10.00
---	--------	------	-------	-------	-----	-------

Natural Resources Cost Allocation Fund (0500)	06.395	T069	1,589.00	1,384.00	---	205.00
---	--------	------	----------	----------	-----	--------

Natural Resources Cost Allocation Fund (0500)	06.395	T071	656.00	572.00	---	84.00
---	--------	------	--------	--------	-----	-------

Natural Resources Cost Allocation Fund (0500)	06.395	T072	19,918.00	17,360.00	---	2,558.00
---	--------	------	-----------	-----------	-----	----------

Natural Resources Cost Allocation Fund (0500)	06.395	T073	67,151.00	58,530.00	---	8,621.00
---	--------	------	-----------	-----------	-----	----------

General Revenue Fund (0101)	05.285	T074	39,793.00	39,793.00	---	---
-----------------------------	--------	------	-----------	-----------	-----	-----

Natural Resources Cost Allocation Fund (0500)	06.395	T075	8,039.00	7,008.00	---	1,031.00
---	--------	------	----------	----------	-----	----------

Natural Resources Cost Allocation Fund (0500)	06.395	T076	830.00	725.00	---	105.00
---	--------	------	--------	--------	-----	--------

General Revenue Fund (0101)	05.285	T079	1,518.00	1,518.00	---	---
-----------------------------	--------	------	----------	----------	-----	-----

Natural Resources Cost Allocation Fund (0500)	06.395	T080	10,620.00	9,256.00	---	1,364.00
---	--------	------	-----------	----------	-----	----------

Natural Resources Cost Allocation Fund (0500)	06.395	T081	13,201.00	11,505.00	---	1,696.00
---	--------	------	-----------	-----------	-----	----------

**STATE OF MISSOURI
SUMMARY OF APPROPRIATION ACTIVITY
SPECIAL REVENUE FUNDS
FOR THE APPROPRIATION YEAR 2021**

	H.B. No.	Appr. No.	Appropriations	Expenditures and Transfers Out	Reappropriations to 2022	Lapse of Appropriations
Natural Resources Cost Allocation Fund (0500)	06.395	T084	683.00	596.00	---	87.00
Natural Resources Cost Allocation Fund (0500)	06.395	T087	166,351.00	141,917.00	---	24,434.00
Natural Resources Cost Allocation Fund (0500)	06.395	T090	27,670.00	23,606.00	---	4,064.00
Natural Resources Cost Allocation Fund (0500)	06.395	T091	754,754.00	643,897.00	---	110,857.00
Natural Resources Cost Allocation Fund (0500)	06.395	T092	82,377.00	70,276.00	---	12,101.00
Natural Resources Cost Allocation Fund (0500)	06.395	T093	385,797.00	329,129.00	---	56,668.00
Professional Registration Fees Fund (0689)	07.525	T094	86,666.00	12,668.62	---	73,997.38
Natural Resources Cost Allocation Fund (0500)	06.395	T095	15,637.00	13,342.00	---	2,295.00
Natural Resources Cost Allocation Fund (0500)	06.395	T096	48,838.00	41,663.00	---	7,175.00
Natural Resources Cost Allocation Fund (0500)	06.395	T098	20,197.00	17,230.00	---	2,967.00
Natural Resources Cost Allocation Fund (0500)	06.395	T099	612,147.00	522,233.00	---	89,914.00
Natural Resources Cost Allocation Fund (0500)	06.395	T100	1,603,985.00	1,368,394.00	---	235,591.00
Natural Resources Cost Allocation Fund (0500)	06.395	T101	510,846.00	248,496.00	---	262,350.00
Natural Resources Cost Allocation Fund (0500)	06.395	T105	364,677.00	311,116.00	---	53,561.00
Natural Resources Cost Allocation Fund (0500)	06.395	T108	405,703.00	346,116.00	---	59,587.00
State Road Fund (0320)	04.465	T118	690,000.00	153,437.48	---	536,562.52
State Road Fund (0320)	04.465	T119	70,000.00	22,797.70	---	47,202.30
State Road Fund (0320)	04.465	T120	151,134.00	94,368.31	---	56,765.69
Mental Health Fund (0148)	10.425	T124	4,066,456.00	3,897,629.88	---	168,826.12
General Revenue Fund (0101)	05.285	T135	2,058.00	2,058.00	---	---
General Revenue Fund (0101)	05.285	T136	1,123.00	1,123.00	---	---
Basic Civil Legal Services Fund (0757)	07.870	T139	2,700,000.00	2,699,999.96	---	0.04
Natural Resources Cost Allocation Fund (0500)	06.395	T142	19,483.00	16,119.00	---	3,364.00
Natural Resources Cost Allocation Fund (0500)	06.395	T143	180.00	---	---	180.00
Natural Resources Cost Allocation Fund (0500)	06.395	T144	33,809.00	28,844.00	---	4,965.00
Manufactured Housing Consumer Recovery Fund (0909)	07.545	T154	192,000.00	---	---	192,000.00
DCI Administrative Fund (0503)	07.405	T176	5,000.00	2,418.98	---	2,581.02
DCI Administrative Fund (0503)	07.405	T183	100,000.00	57,766.31	---	42,233.69
Fast Track Workforce Incentive Grant Fund (0488)	03.070	T199	1,000,000.00	582,000.00	---	418,000.00
General Revenue Fund (0101)	11.875	T201	20,837,332.00	6,408,361.00	---	14,428,971.00
General Revenue Fund (0101)	05.285	T241	255.00	255.00	---	---
Natural Resources Cost Allocation Fund (0500)	06.395	T242	4,045.00	3,527.00	---	518.00
Natural Resources Cost Allocation Fund (0500)	06.395	T243	124,309.00	106,049.00	---	18,260.00
State Highways and Transportation Department Fund (0644)	04.155	T244	20,000.00	10,152.00	---	9,848.00

General Revenue Fund (0101)	04.115	T271	2,500,000.00	2,500,000.00	---	---
General Revenue Fund (0101)	04.120	T272	325,000.00	324,744.49	---	255.51
General Revenue Fund (0101)	04.125	T273	325,000.00	324,744.64	---	255.36
A+ Schools Fund (0955)	03.060	T274	26,851,080.00	26,851,080.00	---	---
General Revenue Fund (0101)	05.285	T281	41,319.00	41,319.00	---	---
General Revenue Fund (0101)	05.285	T282	13,399.00	13,399.00	---	---
General Revenue Fund (0101)	05.525	T285	1,205,875.00	874,111.00	---	331,764.00
Social Security Contributions Fund (0702)	05.450	T293	19,663,572.00	15,456,255.13	---	4,207,316.87
State Retirement Contributions Fund (0701)	05.465	T297	54,484,140.00	44,822,297.26	---	9,661,842.74
Missouri Consolidated Health Care Plan						
Benefit Fund (0765)	05.490	T304	36,215,558.00	35,349,872.77	---	865,685.23
Natural Resources Cost Allocation Fund (0500)	06.395	T316	545,063.00	443,516.00	---	101,547.00
Natural Resources Cost Allocation Fund (0500)	06.395	T317	9,012.00	7,455.00	---	1,557.00
Natural Resources Cost Allocation Fund (0500)	06.395	T318	186,339.00	151,523.00	---	34,816.00
Veterans Assistance Fund (0461)	10.910	T321	2,135,510.00	2,135,510.00	---	---
Natural Resources Cost Allocation Fund (0500)	06.395	T323	41,477.00	33,727.00	---	7,750.00
Natural Resources Cost Allocation Fund (0500)	06.395	T324	1,127,078.00	916,530.00	---	210,548.00
Natural Resources Cost Allocation Fund (0500)	06.395	T325	123,486.00	100,414.00	---	23,072.00
Natural Resources Cost Allocation Fund (0500)	06.395	T326	73,210.00	59,531.00	---	13,679.00
Natural Resources Cost Allocation Fund (0500)	06.395	T328	30,275.00	24,619.00	---	5,656.00
Natural Resources Cost Allocation Fund (0500)	06.395	T329	917,616.00	746,167.00	---	171,449.00
Natural Resources Cost Allocation Fund (0500)	06.395	T330	3,502,184.00	2,953,894.00	---	548,290.00
Natural Resources Cost Allocation Fund (0500)	06.395	T331	370,330.00	301,137.00	---	69,193.00
Natural Resources Cost Allocation Fund (0500)	06.395	T332	89,807.00	74,298.00	---	15,509.00
Natural Resources Cost Allocation Fund (0500)	06.395	T336	504,432.00	410,556.00	---	93,876.00
Natural Resources Cost Allocation Fund (0500)	06.395	T337	608,154.00	494,524.00	---	113,630.00
General Revenue Fund (0101)	05.285	T345	11,331.00	11,331.00	---	---
Economic Development Administrative						
Fund (0547)	07.145	T346	162,974.00	162,973.70	---	0.30
Division of Finance Fund (0550)	07.435	T360	50,000.00	23,267.96	---	26,732.04
Division of Finance Fund (0550)	07.440	T361	1,200,000.00	1,200,000.00	---	---
General Revenue Fund (0101)	05.285	T366	10,361.00	10,361.00	---	---
Professional Registration Fees Fund (0689)	07.525	T369	176,701.00	154,481.27	---	22,219.73
Professional Registration Fees Fund (0689)	07.525	T370	278,472.00	210,509.02	---	67,962.98
Professional Registration Fees Fund (0689)	07.525	T371	241,144.00	213,698.24	---	27,445.76
Professional Registration Fees Fund (0689)	07.525	T373	143,327.00	128,724.94	---	14,602.06
Professional Registration Fees Fund (0689)	07.525	T374	299,471.00	270,301.76	---	29,169.24
General Revenue Fund (0101)	05.285	T375	109.00	109.00	---	---
Professional Registration Fees Fund (0689)	07.525	T376	292,297.00	291,009.17	---	1,287.83
Professional Registration Fees Fund (0689)	07.525	T377	100,584.00	37,774.84	---	62,809.16
Professional Registration Fees Fund (0689)	07.525	T378	56,348.00	32,233.81	---	24,114.19
Professional Registration Fees Fund (0689)	07.525	T379	836,714.00	648,866.96	---	187,847.04
Professional Registration Fees Fund (0689)	07.525	T380	122,879.00	73,491.94	---	49,387.06
Professional Registration Fees Fund (0689)	07.525	T381	71,215.00	56,590.68	---	14,624.32

**STATE OF MISSOURI
SUMMARY OF APPROPRIATION ACTIVITY
SPECIAL REVENUE FUNDS
FOR THE APPROPRIATION YEAR 2021**

	H.B. No.	Appr. No.	Appropriations	Expenditures and Transfers Out	Reappropriations to 2022	Lapse of Appropriations
Professional Registration Fees Fund (0689)	07.525	T382	433,431.00	363,413.91	---	70,017.09
Professional Registration Fees Fund (0689)	07.525	T383	88,470.00	47,002.01	---	41,467.99
Professional Registration Fees Fund (0689)	07.525	T384	42,037.00	3,529.98	---	38,507.02
Professional Registration Fees Fund (0689)	07.525	T387	34,024.00	27,511.95	---	6,512.05
Professional Registration Fees Fund (0689)	07.525	T388	1,104,260.00	921,412.93	---	182,847.07
Professional Registration Fees Fund (0689)	07.525	T389	138,152.00	103,510.46	---	34,641.54
Professional Registration Fees Fund (0689)	07.525	T390	114,381.00	113,334.65	---	1,046.35
Professional Registration Fees Fund (0689)	07.525	T391	318,869.00	292,010.07	---	26,858.93
Professional Registration Fees Fund (0689)	07.525	T392	42,472.00	9,539.43	---	32,932.57
Professional Registration Fees Fund (0689)	07.525	T393	348,058.00	331,624.99	---	16,433.01
Professional Registration Fees Fund (0689)	07.525	T394	748,074.00	473,782.68	---	274,291.32
Professional Registration Fees Fund (0689)	07.525	T395	137,692.00	97,986.09	---	39,705.91
Professional Registration Fees Fund (0689)	07.525	T396	66,549.00	50,801.35	---	15,747.65
Professional Registration Fees Fund (0689)	07.525	T397	540,206.00	361,387.02	---	178,818.98
Professional Registration Fees Fund (0689)	07.525	T398	239,724.00	221,769.96	---	17,954.04
DCI Administrative Fund (0503)	07.405	T401	40,264.00	35,000.00	---	5,264.00
General Revenue Fund (0101)	05.285	T402	1,681.00	1,681.00	---	---
Missouri Veterans' Homes Fund (0460)	08.200	T405	30,000,000.00	6,000,000.00	---	24,000,000.00
Veterans' Commission Capital Improvement Trust Fund (0304)	08.235	T406	25,000,000.00	17,461,754.16	---	7,538,245.84
Missouri National Guard Trust Fund (0900)	08.240	T407	4,000,000.00	4,000,000.00	---	---
Health Access Incentive Fund (0276)	10.610	T411	759,624.00	700,000.00	---	59,624.00
General Revenue Fund (0101)	11.895	T415	210,950,510.00	160,708,214.00	---	50,242,296.00
Nursing Facility Quality of Care Fund (0271)	11.900	T416	1,500,000.00	1,500,000.00	---	---
General Revenue Fund (0101)	07.520	T422	91,250.00	19.50	---	91,230.50
General Revenue Fund (0101)	05.285	T425	16,242.00	16,242.00	---	---
Professional Registration Fees Fund (0689)	07.525	T430	1,825,242.00	1,820,080.73	---	5,161.27
General Revenue Fund (0101)	05.285	T433	49,931.00	49,931.00	---	---
State School Moneys Fund (0616)	02.285	T438	19,200,000.00	16,452,066.28	---	2,747,933.72
Classroom Trust Fund (0784)	02.300	T452	18,359,576.00	18,359,576.00	---	---
Classroom Trust Fund (0784)	02.295	T456	335,000,000.00	322,786,628.41	---	12,213,371.59
General Revenue Fund (0101)	12.141	T462	1,000,000.00	1,000,000.00	---	---
Federal Student Loan Reserve Fund (0881)	03.125	T463	1,000,000.00	---	---	1,000,000.00
General Revenue Fund (0101)	12.141	T468	3,000.00	2,557.31	---	442.69
Labor and Industrial Relations Administrative Fund (0122)	07.805	T472	1,212,742.00	1,212,742.00	---	---

Professional Registration Fees Fund (0689)	07.525	T474	154,254.00	121,748.92	---	32,505.08
State Road Fund (0320)	04.455	T479	510,000,000.00	506,626,957.74	---	3,373,042.26
Natural Resources Cost Allocation Fund (0500)	06.395	T481	249,359.00	202,768.00	---	46,591.00
General Revenue Fund (0101)	05.285	T493	340.00	340.00	---	---
General Revenue Fund (0101)	05.285	T498	330.00	330.00	---	---
Missouri Office of Prosecution Services - Federal Fund (0107)	12.262	T518	50,000.00	50,000.00	---	---
Labor and Industrial Relations Administrative Fund (0122)	07.805	T522	163,000.00	65,200.00	---	97,800.00
Guaranty Agency Operating Fund (0880)	03.110	T525	15,000,000.00	4,848,789.59	---	10,151,210.41
Professional and Practical Nursing Student Loan and Nurse Loan Repayment Fund (0565)	05.280	T541	5.00	5.00	---	---
Board of Embalmers and Funeral Directors Fund (0633)	05.280	T541	600.00	600.00	---	---
Board of Pharmacy Fund (0637)	05.280	T541	6,440.00	6,440.00	---	---
Debt Offset Escrow Fund (0753)	05.280	T541	167,611.00	167,610.74	---	0.26
General Revenue Fund (0101)	07.445	T544	50,000.00	---	---	50,000.00
General Revenue Fund (0101)	12.220	T548	97,000.00	---	---	97,000.00
State Road Fund (0320)	08.140	T549	2,000,000.00	---	---	2,000,000.00
General Revenue Fund (0101)	05.285	T551	175.00	175.00	---	---
General Revenue Fund (0101)	05.285	T552	100,213.00	100,213.00	---	---
Compulsive Gamblers Fund (0249)	08.250	T553	194,181.00	194,181.00	---	---
State Legal Expense Fund (0692)	05.140	T560	9,982,565.00	446,485.57	---	9,536,079.43
Budget Reserve Fund (0100)	05.255	T567	95,369,795.00	---	---	95,369,795.00
Budget Reserve Fund (0100)	05.260	T568	499,781.00	---	---	499,781.00
Veterinary Student Loan Payment Fund (0803)	06.010	T579	120,000.00	116,348.00	---	3,652.00
General Revenue Fund (0101)	07.520	T580	19,000.00	962.50	---	18,037.50
General Revenue Fund (0101)	07.520	T581	122,100.00	1,104.00	---	120,996.00
General Revenue Fund (0101)	07.520	T582	14,400.00	777.75	---	13,622.25
General Revenue Fund (0101)	07.520	T584	8,000.00	---	---	8,000.00
General Revenue Fund (0101)	07.520	T585	27,500.00	23,373.17	---	4,126.83
General Revenue Fund (0101)	07.520	T587	40,000.00	11,342.85	---	28,657.15
General Revenue Fund (0101)	07.520	T588	31,200.00	---	---	31,200.00
General Revenue Fund (0101)	07.520	T589	1,200.00	---	---	1,200.00
General Revenue Fund (0101)	07.520	T590	85,000.00	1,541.20	---	83,458.80
General Revenue Fund (0101)	07.520	T591	10,500.00	155.56	---	10,344.44
General Revenue Fund (0101)	07.520	T592	7,200.00	---	---	7,200.00
General Revenue Fund (0101)	07.520	T593	100,000.00	3,395.50	---	96,604.50
General Revenue Fund (0101)	07.520	T594	17,500.00	1,555.50	---	15,944.50
General Revenue Fund (0101)	07.520	T595	1,200.00	---	---	1,200.00
General Revenue Fund (0101)	07.520	T597	6,000.00	---	---	6,000.00
General Revenue Fund (0101)	07.520	T598	135,000.00	8,653.62	---	126,346.38
General Revenue Fund (0101)	07.520	T599	8,960.00	2,782.53	---	6,177.47
General Revenue Fund (0101)	07.520	T600	13,408.00	---	---	13,408.00

**STATE OF MISSOURI
SUMMARY OF APPROPRIATION ACTIVITY
SPECIAL REVENUE FUNDS
FOR THE APPROPRIATION YEAR 2021**

	H.B. No.	Appr. No.	Appropriations	Expenditures and Transfers Out	Reappropriations to 2022	Lapse of Appropriations
General Revenue Fund (0101)	07.520	T601	119,000.00	6,901.16	---	112,098.84
General Revenue Fund (0101)	07.520	T602	15,999.00	---	---	15,999.00
General Revenue Fund (0101)	07.520	T603	33,500.00	31,760.55	---	1,739.45
General Revenue Fund (0101)	07.520	T604	130,000.00	7,302.36	---	122,697.64
General Revenue Fund (0101)	07.520	T605	28,000.00	8,100.03	---	19,899.97
General Revenue Fund (0101)	07.520	T606	7,800.00	---	---	7,800.00
General Revenue Fund (0101)	07.520	T607	250,000.00	147,580.30	---	102,419.70
General Revenue Fund (0101)	07.520	T608	55,000.00	15,515.88	---	39,484.12
General Revenue Fund (0101)	07.520	T609	31,000.00	10,872.51	---	20,127.49
General Revenue Fund (0101)	07.520	T612	1,000.00	---	---	1,000.00
General Revenue Fund (0101)	07.520	T613	13,000.00	---	---	13,000.00
Professional Registration Fees Fund (0689)	07.525	T614	13,444.00	5,177.70	---	8,266.30
Professional Registration Fees Fund (0689)	07.525	T615	380,082.00	379,038.10	---	1,043.90
General Revenue Fund (0101)	05.285	T621	625.00	625.00	---	---
General Revenue Fund (0101)	05.285	T627	3,824.00	3,824.00	---	---
General Revenue Fund (0101)	05.285	T629	20,591.00	20,591.00	---	---
State Highways and Transportation Department Fund (0644)	04.150	T632	560,178,001.00	525,267,073.87	---	34,910,927.13
General Revenue Fund (0101)	05.285	T643	1,568.00	1,568.00	---	---
General Revenue Fund (0101)	05.285	T644	648.00	648.00	---	---
General Revenue Fund (0101)	05.285	T646	1,057.00	1,057.00	---	---
General Revenue Fund (0101)	05.285	T664	2,584.00	2,584.00	---	---
General Revenue Fund (0101)	05.285	T665	172.00	172.00	---	---
General Revenue Fund (0101)	05.285	T669	31,181.00	31,181.00	---	---
General Revenue Fund (0101)	05.285	T671	323.00	323.00	---	---
General Revenue Fund (0101)	05.285	T672	6,981.00	6,981.00	---	---
General Revenue Fund (0101)	05.285	T673	14,935.00	14,935.00	---	---
General Revenue Fund (0101)	05.285	T674	276.00	276.00	---	---
General Revenue Fund (0101)	05.285	T675	840.00	840.00	---	---
General Revenue Fund (0101)	05.285	T676	869.00	869.00	---	---
General Revenue Fund (0101)	05.285	T678	26,811.00	26,811.00	---	---
General Revenue Fund (0101)	05.285	T679	23,516.00	23,516.00	---	---
General Revenue Fund (0101)	05.285	T680	1,626.00	1,626.00	---	---
General Revenue Fund (0101)	05.285	T681	44,205.00	44,205.00	---	---
General Revenue Fund (0101)	05.285	T682	27,874.00	27,874.00	---	---
General Revenue Fund (0101)	05.285	T685	411,181.00	411,181.00	---	---
General Revenue Fund (0101)	05.285	T690	8,031.00	8,031.00	---	---

General Revenue Fund (0101)	05.285	T692	559,119.00	509,119.00	---	50,000.00
General Revenue Fund (0101)	05.285	T693	72,042.00	72,042.00	---	---
General Revenue Fund (0101)	05.285	T694	14,591.00	14,591.00	---	---
General Revenue Fund (0101)	05.285	T695	7,785.00	7,785.00	---	---
General Revenue Fund (0101)	05.285	T696	952.00	952.00	---	---
General Revenue Fund (0101)	05.285	T697	6,022.00	6,022.00	---	---
General Revenue Fund (0101)	05.285	T699	13,136.00	13,136.00	---	---
General Revenue Fund (0101)	05.285	T700	68,189.00	68,189.00	---	---
General Revenue Fund (0101)	05.285	T701	246.00	246.00	---	---
General Revenue Fund (0101)	05.285	T702	8,705.00	8,705.00	---	---
General Revenue Fund (0101)	05.285	T703	975.00	975.00	---	---
General Revenue Fund (0101)	05.285	T708	131.00	131.00	---	---
General Revenue Fund (0101)	05.285	T723	760.00	760.00	---	---
General Revenue Fund (0101)	05.285	T725	18,180.00	18,180.00	---	---
General Revenue Fund (0101)	05.285	T726	309.00	309.00	---	---
General Revenue Fund (0101)	05.285	T727	118,720.00	118,720.00	---	---
General Revenue Fund (0101)	05.285	T728	52,279.00	52,279.00	---	---
General Revenue Fund (0101)	05.285	T729	9,784.00	9,784.00	---	---
General Revenue Fund (0101)	05.285	T730	8,196.00	8,196.00	---	---
General Revenue Fund (0101)	05.285	T731	1,404.00	1,404.00	---	---
General Revenue Fund (0101)	05.285	T732	858.00	858.00	---	---
General Revenue Fund (0101)	05.285	T733	11,447.00	11,447.00	---	---
General Revenue Fund (0101)	05.285	T734	173,554.00	173,554.00	---	---
General Revenue Fund (0101)	05.285	T736	25,782.00	25,782.00	---	---
General Revenue Fund (0101)	05.285	T737	117,688.00	117,688.00	---	---
General Revenue Fund (0101)	05.285	T740	2,323.00	2,323.00	---	---
General Revenue Fund (0101)	05.285	T741	829.00	829.00	---	---
General Revenue Fund (0101)	05.285	T743	10,508.00	10,508.00	---	---
General Revenue Fund (0101)	05.285	T745	424.00	424.00	---	---
General Revenue Fund (0101)	05.285	T747	4,605.00	4,605.00	---	---
General Revenue Fund (0101)	05.285	T748	6,326.00	6,326.00	---	---
General Revenue Fund (0101)	05.285	T750	1,913.00	1,913.00	---	---
General Revenue Fund (0101)	05.285	T751	9,554.00	9,554.00	---	---
General Revenue Fund (0101)	05.285	T752	17,402.00	17,402.00	---	---
General Revenue Fund (0101)	05.285	T753	127.00	127.00	---	---
General Revenue Fund (0101)	05.285	T754	5,825.00	5,825.00	---	---
General Revenue Fund (0101)	05.285	T755	20,571.00	20,571.00	---	---
General Revenue Fund (0101)	05.285	T756	65,715.00	65,715.00	---	---
General Revenue Fund (0101)	05.285	T763	197,628.00	197,628.00	---	---
General Revenue Fund (0101)	05.285	T766	28,908.00	28,908.00	---	---
General Revenue Fund (0101)	05.285	T767	54,993.00	4,993.00	---	50,000.00
General Revenue Fund (0101)	05.285	T770	4,785.00	4,785.00	---	---
General Revenue Fund (0101)	05.285	T773	2,906.00	2,906.00	---	---
General Revenue Fund (0101)	05.285	T776	4,750.00	4,750.00	---	---

**STATE OF MISSOURI
SUMMARY OF APPROPRIATION ACTIVITY
SPECIAL REVENUE FUNDS
FOR THE APPROPRIATION YEAR 2021**

	H.B. No.	Appr. No.	Appropriations	Expenditures and Transfers Out	Reappropriations to 2022	Lapse of Appropriations
General Revenue Fund (0101)	05.285	T777	28,325.00	28,325.00	---	---
General Revenue Fund (0101)	05.285	T778	52,402.00	52,402.00	---	---
General Revenue Fund (0101)	05.285	T779	1,675.00	1,675.00	---	---
General Revenue Fund (0101)	05.285	T780	20,280.00	20,280.00	---	---
General Revenue Fund (0101)	05.285	T781	21,014.00	21,014.00	---	---
General Revenue Fund (0101)	05.285	T782	2,291.00	2,291.00	---	---
General Revenue Fund (0101)	05.285	T783	11,328.00	11,328.00	---	---
General Revenue Fund (0101)	05.285	T784	317.00	317.00	---	---
General Revenue Fund (0101)	05.285	T785	34,338.00	34,338.00	---	---
General Revenue Fund (0101)	05.285	T788	162,235.00	162,235.00	---	---
General Revenue Fund (0101)	05.285	T789	954,549.00	904,549.00	---	50,000.00
General Revenue Fund (0101)	05.285	T791	12,780.00	12,780.00	---	---
General Revenue Fund (0101)	05.285	T792	8,169.00	8,169.00	---	---
General Revenue Fund (0101)	05.285	T793	36,530.00	36,530.00	---	---
General Revenue Fund (0101)	05.285	T797	11,807.00	11,807.00	---	---
General Revenue Fund (0101)	05.285	T799	2,844.00	2,844.00	---	---
General Revenue Fund (0101)	05.285	T801	1,890.00	1,890.00	---	---
General Revenue Fund (0101)	05.285	T803	56,689.00	56,689.00	---	---
General Revenue Fund (0101)	05.285	T804	6,919.00	6,919.00	---	---
General Revenue Fund (0101)	05.285	T805	7,163.00	7,163.00	---	---
General Revenue Fund (0101)	05.285	T806	48,011.00	48,011.00	---	---
General Revenue Fund (0101)	05.285	T807	9,857.00	9,857.00	---	---
General Revenue Fund (0101)	05.285	T808	50,489.00	50,489.00	---	---
General Revenue Fund (0101)	05.285	T809	483.00	483.00	---	---
General Revenue Fund (0101)	05.285	T816	1,902.00	1,902.00	---	---
General Revenue Fund (0101)	05.285	T817	1,674.00	1,674.00	---	---
General Revenue Fund (0101)	05.285	T818	3,354.00	3,354.00	---	---
General Revenue Fund (0101)	05.285	T819	205.00	205.00	---	---
General Revenue Fund (0101)	05.285	T827	3,465.00	3,465.00	---	---
General Revenue Fund (0101)	05.285	T831	763.00	763.00	---	---
General Revenue Fund (0101)	05.285	T832	100.00	100.00	---	---
General Revenue Fund (0101)	05.285	T837	936.00	936.00	---	---
General Revenue Fund (0101)	05.285	T838	9,369.00	9,369.00	---	---
General Revenue Fund (0101)	05.285	T839	223.00	223.00	---	---
General Revenue Fund (0101)	05.285	T840	1,166.00	1,166.00	---	---
General Revenue Fund (0101)	05.285	T844	2,164.00	2,164.00	---	---
General Revenue Fund (0101)	05.285	T845	458.00	458.00	---	---

General Revenue Fund (0101)	05.285	T846	294.00	294.00	---	---
General Revenue Fund (0101)	05.285	T848	123.00	123.00	---	---
General Revenue Fund (0101)	05.285	T850	369,059.00	369,059.00	---	---
General Revenue Fund (0101)	05.285	T855	192.00	192.00	---	---
General Revenue Fund (0101)	05.285	T856	5,532.00	5,532.00	---	---
General Revenue Fund (0101)	05.285	T865	580.00	580.00	---	---
General Revenue Fund (0101)	05.285	T866	1,165.00	1,165.00	---	---
General Revenue Fund (0101)	05.285	T868	6,491.00	6,491.00	---	---
General Revenue Fund (0101)	05.285	T872	1,440.00	1,440.00	---	---
General Revenue Fund (0101)	05.285	T875	27,398.00	27,398.00	---	---
General Revenue Fund (0101)	05.285	T878	76,192.00	76,192.00	---	---
Water Pollution Control Bond and Interest - Series A 2010 Fund (0209)	01.020	T883	1,104,987.00	1,084,494.38	---	20,492.62
Labor and Industrial Relations Administrative Fund (0122)	07.810	T892	1,048,277.00	1,048,277.00	---	---
DCI Administrative Fund (0503)	07.405	T894	40,000.00	7,089.88	---	32,910.12
DCI Administrative Fund (0503)	07.405	T895	100,000.00	47,372.84	---	52,627.16
Social Security Contributions Fund (0702)	05.455	T900	9,465,000.00	5,950,607.31	---	3,514,392.69
Professional Registration Fees Fund (0689)	07.530	T903	200,000.00	---	---	200,000.00
Labor and Industrial Relations Administrative Fund (0122)	07.810	T909	225,804.00	200,000.00	---	25,804.00
General Revenue Fund (0101)	05.285	T913	5,177.00	5,177.00	---	---
General Revenue Fund (0101)	05.285	T920	5,939.00	5,939.00	---	---
General Revenue Fund (0101)	05.285	T926	108.00	108.00	---	---
General Revenue Fund (0101)	05.285	T930	3,973.00	3,973.00	---	---
State School Moneys Fund (0616)	02.310	T961	1,500,000.00	709,758.28	---	790,241.72
General Revenue Fund (0101)	05.285	T965	5,158.00	5,158.00	---	---
General Revenue Fund (0101)	05.285	T966	7,550.00	7,550.00	---	---
General Revenue Fund (0101)	05.285	T969	1,404.00	1,404.00	---	---
General Revenue Fund (0101)	07.520	T982	1,000.00	---	---	1,000.00
Professional Registration Fees Fund (0689)	07.525	T983	3,737.00	1,436.07	---	2,300.93
Natural Resources Cost Allocation Fund (0500)	06.395	T984	73,926.00	61,160.00	---	12,766.00
General Revenue Fund (0101)	04.135	T989	9,669.00	---	---	9,669.00
Subtotals			<u>2,080,438,463.00</u>	<u>1,784,816,695.39</u>	---	<u>295,621,767.61</u>
Totals			<u>\$ 7,633,070,626.00</u>	<u>\$ 6,147,769,733.16</u>	<u>\$ 40,199,347.00</u>	<u>\$ 1,445,101,545.84</u>

**STATE OF MISSOURI
SUMMARY OF APPROPRIATION ACTIVITY
DEBT SERVICE FUNDS
FOR THE APPROPRIATION YEAR 2021**

	<u>H.B. No.</u>	<u>Appr. No.</u>	<u>Appropriations</u>	<u>Expenditures and Transfers Out</u>	<u>Reappropriations to 2022</u>	<u>Lapse of Appropriations</u>
<u>OFFICE OF ADMINISTRATION</u>						
<u>Division of Accounting</u>						
Fulton State Hospital Bond and Interest - Series 2014 Fund (0396) FSH DEBT SERVICE	05.215	8921	\$ 12,341,638.00	\$ 12,341,637.52	\$ ---	\$ 0.48
<u>Board of Fund Commissioners</u>						
Water Pollution Control Bond and Interest - Series A 2007 Fund (0207) STATE WPC BONDS	01.025	2037	2,019,882.00	2,019,881.26	---	0.74
Water Pollution Control Bond and Interest - Series A 2010 Fund (0209) STATE WPC BONDS	01.025	7806	9,576,125.00	9,576,125.00	---	---
Fourth State Building Bond and Interest - Series A 2010 Fund (0210) 4TH STATE BUILDING BONDS	01.015	7804	1,064,500.00	1,064,500.00	---	---
Stormwater Control Bond and Interest - Series A 2010 Fund (0211) STORMWATER CNTRL BONDS	01.035	7805	1,778,500.00	1,778,500.00	---	---
Fourth State Building Bond and Interest - Series A 2012 Fund (0212) 4TH STATE BUILDING BONDS	01.015	8405	3,106,450.00	3,106,450.00	---	---
<u>DEPARTMENT OF TRANSPORTATION</u>						
State Road Bond Fund (0319) DEBT SERVICE ON BONDS	04.410	7485	201,259,881.00	182,469,071.86	---	18,790,809.14
Totals			<u>\$ 231,146,976.00</u>	<u>\$ 212,356,165.64</u>	<u>\$ ---</u>	<u>\$ 18,790,810.36</u>

(THIS PAGE INTENTIONALLY LEFT BLANK)

**STATE OF MISSOURI
SUMMARY OF APPROPRIATION ACTIVITY
CAPITAL PROJECT FUNDS
FOR THE APPROPRIATION YEAR 2021**

	H.B. No.	Appr. No.	Appropriations	Expenditures and Transfers Out	Reappropriations to 2022	Lapse of Appropriations
<u>OFFICE OF ADMINISTRATION</u>						
<u>Division of Accounting</u>						
State Road Fund (0320)						
UNEMPLOYMENT BENEFITS OTH	05.480	1141	\$ 395,747.00	\$ 192,916.88	---	\$ 202,830.12
BPB Series A 2017 Education Bond Proceeds Fund (0366)						
COLLEGE & UNIV RPR & RENO	05.242	6413	400,000.00	251,400.00	---	148,600.00
State Historical Society Series A 2016 Fund (0390)						
HISTORICAL SOCIETY BLDG	05.241	6412	1,500,000.00	1,194,225.62	---	305,774.38
<u>Division of Facilities Management,</u>						
<u>Design and Construction</u>						
BPB Series A 2018 State Facilities Bond Proceeds Fund (0307)						
OA MAINTENANCE & REPAIR	17.070	4948	5,893,924.00	210,222.79	277,387.00	5,406,314.21
BPB Series A 2018 Capitol Bond Proceeds Fund (0308)						
CAPITOL BLDG EXT REPAIRS	17.075	4964	161,201.00	161,201.00	---	---
CAPITOL STONE REPAIRS	17.080	4965	7,005,422.00	5,222,312.64	1,783,109.00	0.36
CAPITOL BLDG REPAIRS	17.080	4966	17,070,406.00	1,072,264.18	15,998,141.00	0.82
<u>DEPARTMENT OF ELEMENTARY AND SECONDARY EDUCATION</u>						
BPB Series A 2018 State Facilities Bond Proceeds Fund (0307)						
DESE MAINTENANCE & REPAIR	17.005	4947	543,457.00	---	---	543,457.00
<u>DEPARTMENT OF HIGHER EDUCATION AND WORKFORCE DEVELOPMENT</u>						
<u>State Colleges and Universities</u>						
BPB Series A 2017 Education Bond Proceeds Fund (0366)						
HARRIS-STOWE UNIV M&R	17.030	4557	865,786.00	828,691.65	37,094.00	0.35

DEPARTMENT OF TRANSPORTATION

State Road Fund (0320)

FLEET FAC & INFO SYS E&E	04.445	0118	79,870,000.00	61,395,885.32	---	18,474,114.68
LICENSE PLATE REISSUANCE	04.400	3349	9,000,000.00	---	---	9,000,000.00
DEBT SERVICE ON BONDS	04.410	3550	117,388,981.00	67,013,175.13	---	50,375,805.87
MAINTENANCE E&E	04.440	4399	231,668,665.00	193,915,820.09	---	37,752,844.91
CONSTRUCTION E&E	04.410	4402	27,900,947.00	17,701,898.95	---	10,199,048.05
PROGRAM DELIVERY	04.410	4403	1,352,013,000.00	988,518,770.11	---	363,494,229.89
BRIDGE REPR & REPLACEMENT	04.425	5303	266,974,100.00	82,314,776.88	---	184,659,323.12
BRIDGE BOND DEBT SERVICE	04.420	5304	45,550,000.00	45,535,851.89	---	14,148.11
BRIDGE PROGRAM	04.430	5964	43,495,700.00	26,658,334.00	---	16,837,366.00
BRIDGE RPR & RPLCMNT PS	04.425	6124	12,829,311.00	3,745,155.33	---	9,084,155.67
FRINGES-BRIDGE RPR & RPLC	04.425	6125	10,957,515.00	2,720,896.10	---	8,236,618.90
BRIDGE RPR & RPLCMNT E&E	04.425	6126	10,239,074.00	2,642.99	---	10,236,431.01
BRIDGE PROGRAM PS	04.430	6127	2,452,417.00	825,573.56	---	1,626,843.44
FRINGES-BRIDGE PROGRAM	04.430	6128	2,094,609.00	645,163.97	---	1,449,445.03
BRIDGE PROGRAM E&E	04.430	6129	1,957,274.00	28.00	---	1,957,246.00
RETIREMENT	04.406	6430	147,726,922.00	123,563,284.91	---	24,163,637.09
MEDICAL LIFE EAP PS	04.407	6439	53,015,698.00	45,742,069.34	---	7,273,628.66
MEDICAL LIFE EAP E&E	04.407	6440	77,937.00	75,933.30	---	2,003.70
RETIREE BENEFITS	04.408	6441	18,629,968.00	17,660,603.13	---	969,364.87
WORKERS' COMPENSATION	04.409	6442	7,964,796.00	7,484,625.00	---	480,171.00
ADMINISTRATION PS	04.400	7435	19,459,017.00	16,871,747.45	---	2,587,269.55
ADMINISTRATION E&E	04.400	7436	6,347,562.00	1,732,079.92	---	4,615,482.08
CONSTRUCTION PS	04.410	7440	69,796,236.00	57,894,255.48	---	11,901,980.52
MAINTENANCE PS	04.440	7445	152,195,476.00	135,502,752.11	---	16,692,723.89
FLEET FAC & INFO SYS PS	04.445	7464	12,213,242.00	9,258,485.27	---	2,954,756.73
MULTIMODAL OPS ADMIN PS	04.460	7468	497,093.00	434,081.49	---	63,011.51
MULTIMODAL OPS ADMIN E&E	04.460	8904	39,852.00	11,371.80	---	28,480.20
ORGANIZATIONAL DUES	04.400	9168	70,000.00	66,773.25	---	3,226.75

DEPARTMENT OF MENTAL HEALTH

BPB Series A 2018 State Facilities Bond Proceeds
Fund (0307)

DMH MAINTENANCE & REPAIR	17.230	4962	1,256,013.00	29,434.37	20,520.00	1,206,058.63
--------------------------	--------	------	--------------	-----------	-----------	--------------

Fulton State Hospital Series 2016 Bond Proceeds
Fund (0393)

FSH RPLCMNT DESIGN & CONS	17.225	3071	2,619,926.00	299,386.77	2,320,539.00	0.23
DMH BIGGS RENOVATION	19.035	6363	1,600,000.00	---	1,600,000.00	---

**STATE OF MISSOURI
SUMMARY OF APPROPRIATION ACTIVITY
CAPITAL PROJECT FUNDS
FOR THE APPROPRIATION YEAR 2021**

	H.B. No.	Appr. No.	Appropriations	Expenditures and Transfers Out	Reappropriations to 2022	Lapse of Appropriations
<u>DEPARTMENT OF NATURAL RESOURCES</u>						
<u>Division of Environmental Quality</u>						
Stormwater Control - Series A 2002 - 37H Fund (0302)						
STORMWATER GRANTS	06.235	6137	10,000.00	---	---	10,000.00
Water Pollution Control Series A 2007 - 37G Fund (0329)						
RURAL WTR SWR GRNT & LOAN	06.235	3263	10,000.00	---	---	10,000.00
Water Pollution Control Series A 2007 - 37E Fund (0330)						
WASTEWATER FACILITY GRANT	06.235	3260	10,000.00	---	---	10,000.00
RURAL WTR SWR GRNT & LOAN	06.235	3262	10,000.00	---	---	10,000.00
<u>Missouri State Parks</u>						
BPB Series A 2018 State Facilities Bond Proceeds Fund (0307)						
CNTRL RGN REPRS & UPGRDS	17.100	4950	20,224.00	15,982.59	4,241.00	0.41
LAKES RGN REPRS & UPGRDS	17.105	4951	91,657.00	91,136.40	---	520.60
NE RGN REPRS & UPGRDS	17.110	4952	227,695.00	---	227,695.00	---
KC RGN REPRS & UPGRDS	17.115	4953	26,693.00	5,877.47	20,815.00	0.53
SE RGN REPRS & UPGRDS	17.120	4954	8,331.00	8,295.41	---	35.59
STL RGN REPRS & UPGRDS	17.125	4957	285,148.00	417.58	284,730.00	0.42
<u>DEPARTMENT OF SOCIAL SERVICES</u>						
<u>Division of Youth Services</u>						
BPB Series A 2018 State Facilities Bond Proceeds Fund (0307)						
DYS MAINTENANCE & REPAIR	17.235	4963	189,741.00	105,322.27	84,418.00	0.73
<u>DEPARTMENT OF CORRECTIONS</u>						
BPB Series A 2018 State Facilities Bond Proceeds Fund (0307)						
DOC MAINTENANCE & REPAIR	17.220	4961	198,929.00	---	---	198,929.00
Subtotals			<u>2,742,825,692.00</u>	<u>1,916,981,122.39</u>	<u>22,658,689.00</u>	<u>803,185,880.61</u>

Appropriated Transfers Out To:

Social Security Contributions Fund (0702)	05.450	T293	20,907,473.00	16,132,994.02	---	4,774,478.98
State Retirement Contributions Fund (0701)	05.465	T297	680,266.00	148,040.40	---	532,225.60
Missouri Consolidated Health Care Plan Benefit Fund (0765)	05.490	T304	<u>174,575.00</u>	<u>174,559.02</u>	<u>---</u>	<u>15.98</u>
Subtotals			<u>21,762,314.00</u>	<u>16,455,593.44</u>	<u>---</u>	<u>5,306,720.56</u>
Totals			<u>\$ 2,764,588,006.00</u>	<u>\$ 1,933,436,715.83</u>	<u>\$ 22,658,689.00</u>	<u>\$ 808,492,601.17</u>

**STATE OF MISSOURI
SUMMARY OF APPROPRIATION ACTIVITY
PERMANENT FUNDS
FOR THE APPROPRIATION YEAR 2021**

	<u>H.B. No.</u>	<u>Appr. No.</u>	<u>Appropriations</u>	<u>Expenditures and Transfers Out</u>	<u>Reappropriations to 2022</u>	<u>Lapse of Appropriations</u>
<u>DEPARTMENT OF HEALTH AND SENIOR SERVICES</u>						
<u>Division of Community and Public Health</u>						
Champ W. Smith and Mary C. Smith Memorial Endowment Trust Fund (0873)						
CHILD W/SPECIAL NEEDS	10.710	7727	\$ 10,000.00	\$ ---	\$ ---	\$ 10,000.00
<u>DEPARTMENT OF NATURAL RESOURCES</u>						
Confederate Memorial Park Fund (0812)						
REFUND ACCOUNTS	06.385	3546	165.00	---	---	165.00
Totals			<u>\$ 10,165.00</u>	<u>\$ ---</u>	<u>\$ ---</u>	<u>\$ 10,165.00</u>

(THIS PAGE INTENTIONALLY LEFT BLANK)

**STATE OF MISSOURI
SUMMARY OF APPROPRIATION ACTIVITY
ENTERPRISE FUNDS
FOR THE APPROPRIATION YEAR 2021**

	H.B. No.	Appr. No.	Appropriations	Expenditures and Transfers Out	Reappropriations to 2022	Lapse of Appropriations
<u>EXECUTIVE</u>						
<u>Secretary of State</u>						
Blue Book Printing Fund (0471)						
BLUE BOOK PRINTING	12.140	4746	\$ 50,000.00	\$ 28.03	\$ ---	\$ 49,971.97
<u>Attorney General</u>						
Historic Preservation Revolving Fund (0430)						
ATTORNEY GENERAL PS	12.245	6164	1,683.00	1,683.00	---	---
Petroleum Storage Tank Insurance Fund (0585)						
ATTORNEY GENERAL PS	12.245	4203	28,904.00	28,904.00	---	---
Lottery Enterprise Fund (0657)						
ATTORNEY GENERAL PS	12.245	3335	60,685.00	60,685.00	---	---
<u>OFFICE OF ADMINISTRATION</u>						
<u>Division of Accounting</u>						
Inmate Canteen Fund (0405)						
UNEMPLOYMENT BENEFITS OTH	05.480	7001	1,137.00	1,136.72	---	0.28
Federal Surplus Property Fund (0407)						
CMIA-FEDERAL PAYMENTS	05.245	9203	20,000.00	---	---	20,000.00
Single-Purpose Animal Facilities Loan Program Fund (0408)						
UNEMPLOYMENT BENEFITS OTH	05.480	6026	876.00	875.66	---	0.34
State Fair Fee Fund (0410)						
UNEMPLOYMENT BENEFITS OTH	05.480	5991	10,000.00	7,711.19	---	2,288.81
State Park Earnings Fund (0415)						
UNEMPLOYMENT BENEFITS OTH	05.480	5992	10,000.00	2,316.88	---	7,683.12
Missouri Veterans' Homes Fund (0460)						
UNEMPLOYMENT BENEFITS OTH	05.480	5993	173,081.00	173,080.72	---	0.28
MVC BLDG DEBT SERVICE	05.243	6414	6,000,000.00	5,695,436.39	---	304,563.61
Petroleum Storage Tank Insurance Fund (0585)						
UNEMPLOYMENT BENEFITS OTH	05.480	6152	7,500.00	---	---	7,500.00
Lottery Enterprise Fund (0657)						
UNEMPLOYMENT BENEFITS OTH	05.480	6146	8,425.00	8,424.82	---	0.18
Missouri Wine and Grape Fund (0787)						
UNEMPLOYMENT BENEFITS OTH	05.480	4456	10,000.00	---	---	10,000.00

Information Technology Services Division

Federal Surplus Property Fund (0407)							
OA CON IT PS-OTHER FUNDS	05.030	3856	15,000.00	10.57	---	---	14,989.43
OA CON IT E&E-OTHER FUNDS	05.030	3861	97,639.00	---	---	---	97,639.00
Single-Purpose Animal Facilities Loan Program Fund (0408)							
MDA CON IT E&E OTHER FUNDS	05.030	3865	1,154.00	---	---	---	1,154.00
State Fair Fee Fund (0410)							
MDA CON IT PS-OTHER FUNDS	05.030	3863	16,694.00	---	---	---	16,694.00
MDA CON IT E&E-OTHER FUNDS	05.030	3865	24,623.00	---	---	---	24,623.00
State Park Earnings Fund (0415)							
DNR CON IT E&E-OTHER FUNDS	05.030	3867	4,500.00	4,446.42	---	---	53.58
Natural Resources Revolving Services Fund (0425)							
DNR CON IT E&E-OTHER FUNDS	05.030	3867	406.00	---	---	---	406.00
Historic Preservation Revolving Fund (0430)							
DNR CON IT E&E-OTHER FUNDS	05.030	3867	2,338.00	2,161.11	---	---	176.89
Missouri Veterans' Homes Fund (0460)							
DPS CON IT PS-OTHER FUNDS	05.030	3874	400,614.00	217,788.87	---	---	182,825.13
DPS CON IT E&E-OTHER FUNDS	05.030	3876	921,951.00	916,301.16	---	---	5,649.84
Petroleum Storage Tank Insurance Fund (0585)							
DNR CON IT E&E-OTHER FUNDS	05.030	3867	5,358.00	4,808.62	---	---	549.38
Missouri Wine and Grape Fund (0787)							
MDA CON IT E&E-OTHER FUNDS	05.030	3865	10,116.00	---	---	---	10,116.00

Division of General Services

Federal Surplus Property Fund (0407)							
SURPLUS PROPERTY PS	05.100	1177	893,671.00	635,708.26	---	---	257,962.74
SURPLUS PROPERTY E&E	05.100	1178	646,045.00	228,285.24	---	---	417,759.76
FIXED PRICE VEHICLE PRGM	05.105	1188	1,495,994.00	350,254.63	---	---	1,145,739.37

DEPARTMENT OF AGRICULTURE

Single-Purpose Animal Facilities Loan Program Fund (0408)							
AGRICULTURE STATE OWNED	13.010	7680	3,597.00	3,546.04	---	---	50.96
Missouri Wine and Grape Fund (0787)							
AGRICULTURE STATE OWNED	13.010	8404	9,658.00	9,641.32	---	---	16.68

Office of the Director

State Fair Fee Fund (0410)							
DIRECTOR'S OFFICE PS	06.005	8871	72,879.00	72,878.74	---	---	0.26
DIRECTOR'S OFFICE E&E	06.005	8874	7,284.00	---	---	---	7,284.00
Missouri Wine and Grape Fund (0787)							
DIRECTOR'S OFFICE PS	06.005	7928	38,423.00	32,507.30	---	---	5,915.70
DIRECTOR'S OFFICE E&E	06.005	7929	3,159.00	142.00	---	---	3,017.00

**STATE OF MISSOURI
SUMMARY OF APPROPRIATION ACTIVITY
ENTERPRISE FUNDS
FOR THE APPROPRIATION YEAR 2021**

	H.B. No.	Appr. No.	Appropriations	Expenditures and Transfers Out	Reappropriations to 2022	Lapse of Appropriations
<u>Agriculture Business Development</u>						
Single-Purpose Animal Facilities Loan Program Fund (0408)						
AG&SMALL BUS DEV AUTH PS	06.035	1790	123,725.00	90,418.60	---	33,306.40
AG&SMALL BUS DEV AUTH E&E	06.035	1795	9,264.00	6,360.97	---	2,903.03
Single-Purpose Animal Facilities Loan Guarantee Fund (0409)						
SINGL ANIMAL FAC LOAN PRG	06.045	6887	201,046.00	---	---	201,046.00
Agricultural Product Utilization and Business Development Loan Guarantee Fund (0411)						
MO VALUE-ADDED LOAN PRG	06.055	6888	624,501.00	---	---	624,501.00
Agricultural Product Utilization Grant Fund (0413)						
AG&SMALL BUS DEV AUTH E&E	06.035	9249	100.00	---	---	100.00
Missouri Dairy Industry Revitalization Fund (0414)						
DAIRY IND REVITALIZATION	06.075	1579	25,000.00	---	---	25,000.00
<u>Missouri State Fair</u>						
State Fair Fee Fund (0410)						
FUNDING TO START FAIR	06.120	0228	74,250.00	4,800.00	---	69,450.00
STATE FAIR ADMIN PS	06.115	0270	1,459,845.00	542,987.47	---	916,857.53
STATE FAIR ADMIN E&E	06.115	0274	3,273,162.00	1,650,102.34	---	1,623,059.66
STATE FAIR EQUIP REPLACE	06.125	1878	165,962.00	65,273.64	---	100,688.36
STATE FAIR BATHROOMS	17.085	4993	43,079.00	43,079.00	---	---
<u>State Land Survey</u>						
Land Survey Revolving Service Fund (0426)						
LAND SURVEY OPERATIONS PS	06.110	5021	181,835.00	148,562.45	---	33,272.55
LAND SURVEY OPERTIONS E&E	06.110	8827	80,000.00	24,716.50	---	55,283.50
<u>Wine and Grape Board</u>						
Missouri Wine and Grape Fund (0787)						
WINE AND GRAPE BOARD E&E	06.030	2107	1,598,695.00	1,200,037.04	---	398,657.96
WINE AND GRAPE BOARD PS	06.030	2130	280,983.00	276,240.09	---	4,742.91

DEPARTMENT OF NATURAL RESOURCES

State Park Earnings Fund (0415)						
SALES TAX GR REIMBURSE	06.390	2379	30,000.00	14,725.81	---	15,274.19
REFUND ACCOUNTS	06.385	2737	39,962.00	16,519.34	---	23,442.66
DNR LEASING	13.005	2929	83,153.00	76,995.57	---	6,157.43
Natural Resources Revolving Services Fund (0425)						
DNR REVOLVING FUND	06.380	2132	2,421,745.00	1,799,316.24	---	622,428.76
SALES TAX GR REIMBURSE	06.390	3085	2,000.00	218.58	---	1,781.42
REFUND ACCOUNTS	06.385	3372	1,419.00	---	---	1,419.00
Historic Preservation Revolving Fund (0430)						
DNR STATE OWNED	13.010	2975	79.00	---	---	79.00
REFUND ACCOUNTS	06.385	3373	165.00	---	---	165.00
DNR LEASING	13.005	6802	26,498.00	24,396.10	---	2,101.90
Petroleum Storage Tank Insurance Fund (0585)						
PETROLEUM RELATED ACT PS	06.285	0925	1,056,406.00	1,051,558.54	---	4,847.46
PETROLEUM REALTED ACT E&E	06.285	0926	84,673.00	73,285.97	---	11,387.03
DNR LEASING	13.005	4313	26,852.00	26,351.21	---	500.79
<u>Petroleum Storage Tank Insurance Board</u>						
Petroleum Storage Tank Insurance Fund (0585)						
PETRO STORAGE TANK REFUND	06.410	2880	70,000.00	52,108.72	---	17,891.28
PETRO STORAGE TANK BD PS	06.410	3532	261,764.00	233,047.95	---	28,716.05
PETRO STORAGE TANK BD E&E	06.410	3533	2,095,354.00	1,944,511.53	---	150,842.47
PETRO STORAGE TANK INSUR	06.410	3534	20,000,000.00	10,427,480.59	---	9,572,519.41
<u>Environmental Improvement and Energy Resources</u>						
State Environmental Improvement Authority Fund (0654)						
EIERA PS	06.405	3413	521,173.00	290,651.15	---	230,521.85
EIERA EE	06.405	3414	951,000.00	234,382.55	---	716,617.45
<u>Department Operations</u>						
State Park Earnings Fund (0415)						
DT OP-CONTRACT AUDITS E&E	06.200	2293	75,000.00	32,271.50	---	42,728.50
Natural Resources Revolving Services Fund (0425)						
DEPT OPERATIONS PS	06.200	2141	44,656.00	44,621.17	---	34.83
<u>Missouri Geological Survey</u>						
Natural Resources Revolving Services Fund (0425)						
MGS OPERATIONS PS	06.300	1907	17,297.00	17,031.29	---	265.71

**STATE OF MISSOURI
SUMMARY OF APPROPRIATION ACTIVITY
ENTERPRISE FUNDS
FOR THE APPROPRIATION YEAR 2021**

	H.B. No.	Appr. No.	Appropriations	Expenditures and Transfers Out	Reappropriations to 2022	Lapse of Appropriations
Missouri State Parks						
State Park Earnings Fund (0415)						
STATE PARK OPERATION PS	06.360	1940	1,274,107.00	1,270,072.18	---	4,034.82
STATE PARK OPERATION E&E	06.360	1941	3,330,407.00	2,194,370.81	---	1,136,036.19
PRJS ST & HIST PROPERTIES	18.040	3197	1,448,013.00	159,723.86	---	1,288,289.14
DNR WATER WASTE IMPROV	18.040	3213	638,234.00	86,349.57	---	551,884.43
DNR M&R SPENDING AUTHORITY	18.040	3226	482,620.00	34,765.00	---	447,855.00
INTER EXHIBITS ST PARKS	17.145	4608	100,000.00	---	---	100,000.00
PRJS ST & HIST PROPERTIES	18.040	4713	6,051,142.00	1,141,685.61	---	4,909,456.39
DNR WATER WASTE IMPROV	18.040	4715	250,000.00	30,269.25	---	219,730.75
DNR M&R SPENDING AUTHORITY	18.040	4724	648,362.00	194,451.88	---	453,910.12
DNR CI SPENDING AUTHORITY	17.145	4918	873,532.00	458,185.20	159,292.00	256,054.80
CUIVRE RIVER SP-POOL	17.140	4919	500,000.00	---	---	500,000.00
BIG OAK ENG & HYDRO STUDY	17.155	4975	96,400.00	16,872.50	79,527.00	0.50
DNR CI SPENDING AUTHORITY	17.160	5256	500,000.00	---	500,000.00	---
LAND PURCHASES ST PARKS	17.160	5269	150,000.00	18,956.70	---	131,043.30
INTER EXHIBITS ST PARKS	17.160	5270	100,000.00	---	---	100,000.00
PRJS ST & HIST PROPERTIES	18.040	5326	1,127,000.00	---	---	1,127,000.00
DNR WATER WASTE IMPROV	18.040	5328	725,000.00	2,259.84	---	722,740.16
CATASTROPHIC PROJECTS	18.040	5329	798,000.00	79,628.66	---	718,371.34
DNR ROADS PARKING TRAILS	18.040	5330	1,400,000.00	84,558.06	---	1,315,441.94
DNR M&R SPENDING AUTHORITY	18.040	5332	500,000.00	64,324.88	---	435,675.12
RENTAL UNIT RENOVATION	18.040	5334	1,000,000.00	55,007.96	---	944,992.04
PLAYGROUND REPLACEMENT	18.040	5335	700,000.00	74,931.00	---	625,069.00
PRJS ST & HIST PROPERTIES	18.040	6277	3,338,250.00	204,002.19	---	3,134,247.81
CATASTROPHIC PROJECTS	18.040	6289	686,750.00	---	---	686,750.00
DNR ROADS PARKING TRAILS	18.040	6293	2,125,000.00	15,592.51	---	2,109,407.49
DNR M&R SPENDING AUTHORITY	18.040	6313	500,000.00	---	---	500,000.00
PLAYGROUND REPLACEMENT	18.040	6318	550,000.00	---	---	550,000.00
LAND PURCHASES ST PARKS	19.015	6355	150,000.00	---	---	150,000.00
DNR CI SPENDING AUTHORITY	19.015	6358	500,000.00	---	500,000.00	---
INTER EXHIBITS ST PARKS	19.015	6359	150,000.00	---	---	150,000.00
GIFTS TO PARKS	06.360	7816	750,000.00	186,265.41	---	563,734.59
PARKS RESALE	06.360	7817	1,100,000.00	669,502.02	---	430,497.98
PARKS CONCESSIONS DEFAULT	06.360	7818	199,350.00	34,769.13	---	164,580.87
STATE PARK GRANTS	06.360	7820	450,000.00	2,939.53	---	447,060.47
PARKS CONCESSIONS DEFAULT PS	06.360	8764	55,824.00	---	---	55,824.00

Historic Preservation Revolving Fund (0430)							
HISTORIC PRESERVATION PS	06.365	1885	212,448.00	201,951.89	---	10,496.11	
HISTORIC PRESERVATION E&E	06.365	1886	31,314.00	6,120.88	---	25,193.12	
HISTORIC PROPERTIES	18.040	5333	500,000.00	---	---	500,000.00	
HISTORIC PROPERTIES	18.040	6316	700,000.00	---	---	700,000.00	
HISTORIC PRESERV GRANTS	06.365	7823	1,317,243.00	---	---	1,317,243.00	

DEPARTMENT OF PUBLIC SAFETY

Missouri Veterans' Commission

Missouri Veterans' Homes Fund (0460)						
VETERANS HOMES PS	08.190	2342	58,776,010.00	29,276,882.88	---	29,499,127.12
VETERANS HOMES E&E	08.190	2344	24,257,831.00	14,922,121.32	---	9,335,709.68
REFUNDS	08.190	4570	1,274,400.00	371,489.27	---	902,910.73
VETERANS HOMES OVERTIME	08.190	7110	1,669,102.00	992,623.61	---	676,478.39

DEPARTMENT OF REVENUE

Department of Revenue Information Fund (0619)						
FED & OTHER FUND REFUNDS	04.060	8465	5,000.00	---	---	5,000.00

Taxation Division

Petroleum Storage Tank Insurance Fund (0585)						
TAXATION PS	04.010	1704	29,963.00	27,536.98	---	2,426.02
TAXATION E&E	04.010	1705	1,071.00	804.30	---	266.70

Missouri Lottery Commission

Lottery Enterprise Fund (0657)						
LOTTERY LEASING	13.005	3307	395,292.00	395,106.55	---	185.45
PULL TAB VENDOR PAYMENTS	04.175	3343	9,194,385.00	5,697,991.48	---	3,496,393.52
LOTTERY M&R	18.010	5309	731,847.00	252,726.74	---	479,120.26
LOTTERY M&R	18.010	6251	162,258.00	5,678.00	---	156,580.00
LOTTERY ADVERTISING PD	04.175	8652	1,500,000.00	1,499,999.03	---	0.97
VENDOR PAYMENTS FOR GAMES	04.175	9001	32,371,477.00	32,371,201.65	---	275.35
LOTTERY COMMISSION PS	04.175	9156	7,465,907.00	7,171,246.23	---	294,660.77
LOTTERY COMMISSION E&E	04.175	9157	8,969,321.00	7,955,543.84	---	1,013,777.16
State Lottery Fund (0682)						
LOTTERY COMMISSION PRIZES	04.180	2594	177,575,218.00	177,575,218.00	---	---

DEPARTMENT OF CORRECTIONS

Inmate Canteen Fund (0405)						
CANTEEN EE	09.280	3412	29,813,375.00	24,178,782.76	---	5,634,592.24

**STATE OF MISSOURI
SUMMARY OF APPROPRIATION ACTIVITY
ENTERPRISE FUNDS
FOR THE APPROPRIATION YEAR 2021**

	H.B. No.	Appr. No.	Appropriations	Expenditures and Transfers Out	Reappropriations to 2022	Lapse of Appropriations
<u>Division of Human Services</u>						
Inmate Canteen Fund (0405)						
RETENTION PAY	09.080	5236	216,244.00	153,150.93	---	63,093.07
OVERTIME	09.075	6093	50,000.00	---	---	50,000.00
<u>Division of Rehabilitative Services</u>						
Inmate Canteen Fund (0405)						
ACADEMIC ED PS	09.230	5228	2,375,567.00	1,996,903.64	---	378,663.36
ACADEMIC ED E&E	09.230	5229	1,600,000.00	548,516.48	---	1,051,483.52
<u>Division of Adult Institutions</u>						
Inmate Canteen Fund (0405)						
JCCC PS	09.100	4756	66,168.00	65,249.05	---	918.95
WERDCC PS	09.105	4760	67,764.00	45,052.90	---	22,711.10
OCC PS	09.110	4762	72,074.00	60,516.34	---	11,557.66
MCC PS	09.115	4763	69,044.00	68,598.59	---	445.41
ACC PS	09.120	4765	65,562.00	60,152.65	---	5,409.35
MECC PS	09.125	4766	62,871.00	51,910.82	---	10,960.18
CHILLICOTHE CC PS	09.130	4768	68,330.00	67,781.95	---	548.05
BCC PS	09.135	4769	68,121.00	67,899.98	---	221.02
FCC PS	09.140	4770	71,108.00	67,424.14	---	3,683.86
WMCC PS	09.145	4772	69,878.00	66,605.17	---	3,272.83
PCC PS	09.150	4773	35,737.00	32,724.15	---	3,012.85
FRDCC PS	09.155	4776	66,408.00	65,130.97	---	1,277.03
TCC PS	09.160	4777	69,354.00	69,127.54	---	226.46
WRDCC PS	09.165	4779	67,389.00	66,249.92	---	1,139.08
NECC PS	09.180	4789	67,061.00	65,769.99	---	1,291.01
ERDCC PS	09.185	4790	66,262.00	65,722.61	---	539.39
SCCC PS	09.190	4791	66,204.00	65,212.43	---	991.57
SECC PS	09.195	4792	65,994.00	54,142.54	---	11,851.46
KCRC PS	09.200	4798	34,844.00	24,822.45	---	10,021.55
CANTEEN SVCS	09.085	5202	1,200,000.00	722,188.08	---	477,811.92
CANTEEN WAGES	09.095	5204	800,000.00	244,376.87	---	555,623.13
MTC	09.170	5224	33,114.00	31,840.66	---	1,273.34
Subtotals			444,700,588.00	343,680,394.61	1,238,819.00	99,781,374.39

Appropriated Transfers Out To:

Social Services and Other Sources Fund (0610)	05.110	T016	30,000.00	30,000.00	---	---
General Revenue Fund (0101)	05.285	T044	19,290.00	19,290.00	---	---
Natural Resources Cost Allocation Fund (0500)	06.395	T062	8,121.00	7,078.00	---	1,043.00
Natural Resources Cost Allocation Fund (0500)	06.395	T063	543.00	474.00	---	69.00
Natural Resources Cost Allocation Fund (0500)	06.395	T070	3,826.00	3,337.00	---	489.00
Natural Resources Cost Allocation Fund (0500)	06.395	T088	193,995.00	165,500.00	---	28,495.00
Natural Resources Cost Allocation Fund (0500)	06.395	T089	12,962.00	11,058.00	---	1,904.00
Natural Resources Cost Allocation Fund (0500)	06.395	T097	135,399.00	115,514.00	---	19,885.00
Lottery Enterprise Fund (0657)	04.185	T115	72,979,593.00	60,000,000.00	---	12,979,593.00
Lottery Proceeds Fund (0291)	04.190	T137	345,032,500.00	345,032,500.00	---	---
General Revenue Fund (0101)	05.525	T285	1,862,481.00	1,677,811.00	---	184,670.00
Social Security Contributions Fund (0702)	05.450	T293	6,000,331.00	3,361,602.92	---	2,638,728.08
State Retirement Contributions Fund (0701)	05.465	T297	16,950,126.00	10,433,572.93	---	6,516,553.07
Missouri Consolidated Health Care Plan Benefit Fund (0765)	05.490	T304	17,385,398.00	12,775,140.92	---	4,610,257.08
Natural Resources Cost Allocation Fund (0500)	06.395	T320	423,575.00	357,261.00	---	66,314.00
Natural Resources Cost Allocation Fund (0500)	06.395	T322	28,302.00	23,870.00	---	4,432.00
Natural Resources Cost Allocation Fund (0500)	06.395	T327	182,845.00	148,843.00	---	34,002.00
General Revenue Fund (0101)	05.285	T350	110.00	110.00	---	---
General Revenue Fund (0101)	05.285	T495	1,428.00	1,428.00	---	---
State Highways and Transportation Department Fund (0644)	04.145	T534	1,250,000.00	648,069.04	---	601,930.96
General Revenue Fund (0101)	05.280	T541	548,601.00	---	---	548,601.00
General Revenue Fund (0101)	12.220	T548	575,000.00	---	---	575,000.00
State Legal Expense Fund (0692)	05.140	T560	5,000,000.00	---	---	5,000,000.00
Budget Reserve Fund (0100)	05.255	T567	150,000.00	150,000.00	---	---
Budget Reserve Fund (0100)	05.260	T568	104.00	103.85	---	0.15
General Revenue Fund (0101)	05.285	T704	1,642.00	1,642.00	---	---
General Revenue Fund (0101)	05.285	T705	53,782.00	53,782.00	---	---
General Revenue Fund (0101)	05.285	T707	121,156.00	121,156.00	---	---
General Revenue Fund (0101)	05.285	T709	841.00	841.00	---	---
General Revenue Fund (0101)	05.285	T710	548.00	548.00	---	---
General Revenue Fund (0101)	05.285	T711	261,414.00	233,689.00	---	27,725.00
General Revenue Fund (0101)	05.285	T749	96,426.00	96,426.00	---	---
General Revenue Fund (0101)	05.285	T765	7,364.00	7,364.00	---	---
General Revenue Fund (0101)	05.285	T813	1,329.00	1,329.00	---	---
Subtotals			<u>469,319,032.00</u>	<u>435,479,340.66</u>	---	<u>33,839,691.34</u>
Totals			<u>\$ 914,019,620.00</u>	<u>\$ 779,159,735.27</u>	<u>\$ 1,238,819.00</u>	<u>\$ 133,621,065.73</u>

**STATE OF MISSOURI
SUMMARY OF APPROPRIATION ACTIVITY
INTERNAL SERVICE FUNDS
FOR THE APPROPRIATION YEAR 2021**

	H.B. No.	Appr. No.	Appropriations	Expenditures and Transfers Out	Reappropriations to 2022	Lapse of Appropriations
<u>LEGISLATIVE</u>						
<u>Senate</u>						
Senate Revolving Fund (0535) SENATE CONTINGENT EXP	12.500	4505	\$ 40,000.00	\$ 28,176.00	---	\$ 11,824.00
<u>House of Representatives</u>						
House of Representatives Revolving Fund (0520) HOUSE REVOLVING FUND	12.505	3165	45,000.00	13,416.28	---	31,583.72
<u>JUDICIARY</u>						
<u>Judicial Proceedings and Review</u>						
Supreme Court Publications Revolving Fund (0525) JUD PROCEED & REVIEW E&E	12.300	4506	150,000.00	12,387.95	---	137,612.05
<u>EXECUTIVE</u>						
<u>Governor's Office</u>						
Natural Resources Cost Allocation Fund (0500) GOVERNOR'S OFFICE	12.005	5139	42,682.00	39,639.20	---	3,042.80
State Facility Maintenance and Operation Fund (0501) GOVERNOR'S OFFICE	12.005	5140	18,836.00	15,769.35	---	3,066.65
DCI Administrative Fund (0503) GOVERNOR'S OFFICE	12.005	5142	14,509.00	12,149.20	---	2,359.80
Economic Development Administrative Fund (0547) GOVERNOR'S OFFICE	12.005	5143	31,521.00	31,329.77	---	191.23
Professional Registration Fees Fund (0689) GOVERNOR'S OFFICE	12.005	5149	40,150.00	39,901.21	---	248.79

State TreasurerCentral Check Mailing Service Revolving
Fund (0515)

STATE TREASURER PS	12.185	0843	13,114.00	12,764.43	---	349.57
STATE TREASURER E&E	12.185	2212	100,000.00	59,045.19	---	40,954.81

OFFICE OF ADMINISTRATION**Division of Accounting**

Natural Resources Cost Allocation Fund (0500)

UNEMPLOYMENT BENEFITS OTH	05.480	6155	10,000.00	3,084.41	---	6,915.59
---------------------------	--------	------	-----------	----------	-----	----------

State Facility Maintenance and Operation
Fund (0501)

UNEMPLOYMENT BENEFITS OTH	05.480	5994	15,000.00	12,984.09	---	2,015.91
MDFB LEASE/PURCHASE	05.195	6753	2,413,807.00	2,413,776.89	---	30.11

Office of Administration Revolving Administrative
Trust Fund (0505)

UNEMPLOYMENT BENEFITS OTH	05.480	5999	13,624.00	13,623.54	---	0.46
---------------------------	--------	------	-----------	-----------	-----	------

Working Capital Revolving Fund (0510)

UNEMPLOYMENT BENEFITS OTH	05.480	6000	15,000.00	10,094.21	---	4,905.79
---------------------------	--------	------	-----------	-----------	-----	----------

Social Services Administrative Trust Fund (0545)

UNEMPLOYMENT BENEFITS OTH	05.480	7442	5.00	4.05	---	0.95
---------------------------	--------	------	------	------	-----	------

Economic Development Administrative Fund (0547)

UNEMPLOYMENT BENEFITS OTH	05.480	6673	1,018.00	1,017.96	---	0.04
---------------------------	--------	------	----------	----------	-----	------

Professional Registration Fees Fund (0689)

UNEMPLOYMENT BENEFITS OTH	05.480	6006	10,000.00	8,046.05	---	1,953.95
---------------------------	--------	------	-----------	----------	-----	----------

MO Revolving Info Tech Trust Fund (0980)

UNEMPLOYMENT BENEFITS OTH	05.480	8881	7,500.00	5,225.45	---	2,274.55
---------------------------	--------	------	----------	----------	-----	----------

Information Technology Services Division

Natural Resources Cost Allocation Fund (0500)

DNR CON IT PS-OTHER FUNDS	05.030	3866	2,204,078.00	1,614,761.18	---	589,316.82
DNR CON IT E&E-OTHER FUNDS	05.030	3867	3,229,080.00	2,041,167.29	---	1,187,912.71

State Facility Maintenance and Operation
Fund (0501)

OA IT CONSOLIDATION PS	05.030	3610	48,282.00	43,570.78	---	4,711.22
OA IT CONSOLIDATION E&E	05.030	3611	403,083.00	375,892.52	---	27,190.48

DCI Administrative Fund (0503)

DCI CON IT PS-OTHER FUNDS	05.030	3870	108,465.00	3,071.63	---	105,393.37
DCI CON IT E&E-OTHER FUNDS	05.030	3871	26,836.00	3,249.62	---	23,586.38

Office of Administration Revolving Administrative
Trust Fund (0505)

OA IT CONSOLIDATION PS	05.030	3601	10,630.00	---	---	10,630.00
OA IT CONSOLIDATION E&E	05.030	3602	24,999.00	---	---	24,999.00

**STATE OF MISSOURI
SUMMARY OF APPROPRIATION ACTIVITY
INTERNAL SERVICE FUNDS
FOR THE APPROPRIATION YEAR 2021**

	H.B. No.	Appr. No.	Appropriations	Expenditures and Transfers Out	Reappropriations to 2022	Lapse of Appropriations
Working Capital Revolving Fund (0510)						
DOC CON IT PS-OTHER FUNDS	05.030	3877	59,399.00	51,961.94	---	7,437.06
DOC CON IT E&E-OTHER FUNDS	05.030	3878	175,390.00	141,774.50	---	33,615.50
Inmate Fund (0540)						
DOC CON IT E&E-OTHER FUNDS	05.030	3878	15,199.00	---	---	15,199.00
Social Services Administrative Trust Fund (0545)						
DSS CON IT PS-OTHER FUNDS	05.030	3886	27.00	---	---	27.00
DSS CON IT E&E-OTHER FUNDS	05.030	3888	400,621.00	---	---	400,621.00
Economic Development Administrative Fund (0547)						
DED CON IT PS-OTHER FUNDS	05.030	3868	251,878.00	23,296.37	---	228,581.63
DED CON IT E&E-OTHER FUNDS	05.030	3869	702,703.00	42,290.91	---	660,412.09
Professional Registration Fees Fund (0689)						
DCI CON IT PS-OTHER FUNDS	05.030	3870	423,954.00	421,018.30	---	2,935.70
DCI CON IT E&E-OTHER FUNDS	05.030	3871	835,335.00	480,400.70	---	354,934.30
MO Revolving Info Tech Trust Fund (0980)						
SAM II REPLACEMENT	05.045	5238	4,500,000.00	---	---	4,500,000.00
OA IT CONSOLIDATION PS	05.025	8110	9,261,070.00	9,256,807.49	---	4,262.51
OA IT CONSOLIDATION E&E	05.025	8111	41,467,375.00	38,961,058.67	---	2,506,316.33
TELECOM REVOLVING FUND	05.035	8112	44,700,697.00	37,064,439.73	---	7,636,257.27
<u>Division of Facilities Management, Design and Construction</u>						
State Facility Maintenance and Operation Fund (0501)						
OA LEASING	13.005	1066	334,271.00	333,357.51	---	913.49
FM DC OPERATIONS E&E	05.080	2148	16,982,397.00	16,918,210.47	---	64,186.53
FM DC OPERATIONS PS	05.080	2605	19,951,623.00	19,382,019.12	---	569,603.88
FACILITY SERVICES	05.090	2607	2,000,000.00	441,946.28	---	1,558,053.72
MANSION DONATIONS	05.075	3046	60,000.00	21,242.31	---	38,757.69
FM DC OPERATIONS F&U E&E	05.080	4999	15,109,016.00	15,109,014.29	---	1.71
OA STATE OWNED	13.010	7674	465,536.00	465,535.40	---	0.60
Office of Administration Revolving Administrative Trust Fund (0505)						
OA LEASING	13.005	1067	136,481.00	135,238.46	---	1,242.54

MULTI TENANT ST OWN	13.020	2777	378,314.00	14,771.52	---	363,542.48
MULTI TENANT INSTIT	13.020	3741	951,444.00	9,153.88	---	942,290.12
MULTI TENANT LEASING	13.020	6194	170,242.00	8,056.96	---	162,185.04
<u>Division of General Services</u>						
Office of Administration Revolving Administrative Trust Fund (0505)						
DIV OF GENERAL SERVS PS	05.095	4538	3,033,502.00	2,397,112.89	---	636,389.11
DIV OF GENERAL SERVS E&E	05.095	4540	979,728.00	945,002.27	---	34,725.73
REBILLABLE EXPENSES	05.135	6259	15,480,000.00	11,304,157.63	---	4,175,842.37
<u>Division of Personnel</u>						
Office of Administration Revolving Administrative Trust Fund (0505)						
DIV PERSONNEL E&E	05.050	2249	471,511.00	56,299.48	---	415,211.52
DIV PERSONNEL PS	05.050	8007	187,723.00	35,295.58	---	152,427.42
MO Revolving Info Tech Trust Fund (0980)						
OA HR CONSOLIDATION PS	05.050	8379	98,000.00	8,927.24	---	89,072.76
OA HR CONSOLIDATION E&E	05.050	8380	3,600.00	37.25	---	3,562.75
<u>Division of Purchasing</u>						
Natural Resources Cost Allocation Fund (0500)						
PURCHASING PS	05.065	6087	6,209.00	5,870.88	---	338.12
State Facility Maintenance and Operation Fund (0501)						
PURCHASING PS	05.065	6092	6,946.00	2,814.00	---	4,132.00
DCI Administrative Fund (0503)						
PURCHASING PS	05.065	6088	2,121.00	1,999.20	---	121.80
Office of Administration Revolving Administrative Trust Fund (0505)						
BID & PERFORM BOND REFUND	05.070	7349	3,000,000.00	159,000.00	---	2,841,000.00
Economic Development Administrative Fund (0547)						
PURCHASING PS	05.065	6089	1,640.00	1,609.30	---	30.70
<u>Missouri Public Entity Risk Management</u>						
Office of Administration Revolving Administrative Trust Fund (0505)						
MOPERM PS	05.175	8471	720,044.00	644,231.73	---	75,812.27
MOPERM E&E	05.175	8472	47,500.00	---	---	47,500.00

**STATE OF MISSOURI
SUMMARY OF APPROPRIATION ACTIVITY
INTERNAL SERVICE FUNDS
FOR THE APPROPRIATION YEAR 2021**

	H.B. No.	Appr. No.	Appropriations	Expenditures and Transfers Out	Reappropriations to 2022	Lapse of Appropriations
<u>DEPARTMENT OF COMMERCE AND INSURANCE</u>						
DCI Administrative Fund (0503)						
DEPT ADMINISTRATION PS	07.400	3652	136,754.00	136,753.62	---	0.38
DEPT ADMINISTRATION E&E	07.400	3653	37,868.00	5,231.78	---	32,636.22
Professional Registration Fees Fund (0689)						
INSURANCE LEASING	13.005	3736	7,424.00	7,234.62	---	189.38
INSURANCE STATE OWNED	13.010	7712	219,206.00	216,327.12	---	2,878.88
<u>Professional Registration</u>						
Professional Registration Fees Fund (0689)						
EXAMINATION & OTHER FEES	07.450	1010	102,000.00	39,500.00	---	62,500.00
PR ADMINISTRATION PS	07.450	1032	3,900,481.00	3,511,413.92	---	389,067.08
PR ADMINISTRATION E&E	07.450	2207	1,065,572.00	664,732.47	---	400,839.53
REAL ESTATE APP COMM FEES	07.450	4583	900,000.00	318,860.00	---	581,140.00
PR REFUNDS	07.450	5407	125,000.00	37,453.75	---	87,546.25
<u>DEPARTMENT OF ECONOMIC DEVELOPMENT</u>						
Economic Development Administrative Fund (0547)						
DED STATE OWNED	13.010	7706	32,235.00	28,726.56	---	3,508.44
<u>Administrative Services</u>						
Economic Development Administrative Fund (0547)						
REFUNDS	07.140	0812	12,000.00	---	---	12,000.00
ADMINISTRATIVE SVS E&E	07.140	2174	190,722.00	33,637.14	---	157,084.86
ADMINISTRATIVE SVS PS	07.140	3614	288,111.00	203,439.95	---	84,671.05
<u>Regional Engagement Division</u>						
Economic Development Administrative Fund (0547)						
REGIONAL ENGAGEMENT PS	07.005	5091	42,607.00	8,628.24	---	33,978.76
<u>Business and Community Solutions Division</u>						
Economic Development Administrative Fund (0547)						
BUS & COMM SOLUTIONS PS	07.015	5156	291,828.00	74,560.22	---	217,267.78

Strategy and Performance DivisionEconomic Development Administrative
Fund (0547)

STRATEGY AND PERFORM PS	07.100	5127	179,889.00	48,175.09	---	131,713.91
-------------------------	--------	------	------------	-----------	-----	------------

DEPARTMENT OF MENTAL HEALTH

Mental Health Interagency Payments Fund (0109)

REFUNDS	10.025	4417	100.00	---	---	100.00
---------	--------	------	--------	-----	-----	--------

Inmate Fund (0540)

REFUNDS	10.025	4418	100.00	---	---	100.00
---------	--------	------	--------	-----	-----	--------

Division of Alcohol and Drug Abuse

Mental Health Interagency Payments Fund (0109)

ADA TREATMENT SERVICES	10.110	7648	10,000.00	---	---	10,000.00
------------------------	--------	------	-----------	-----	-----	-----------

Inmate Fund (0540)

ADA TREATMENT SVC	10.110	1047	3,513,779.00	3,013,779.00	---	500,000.00
-------------------	--------	------	--------------	--------------	-----	------------

**Division of Comprehensive Psychiatric
Services**

Mental Health Interagency Payments Fund (0109)

ADULT COMMUNITY PROGRAM	10.210	1856	1,310,572.00	567,408.11	---	743,163.89
-------------------------	--------	------	--------------	------------	-----	------------

YOUTH COMMUNITY PROGRAM	10.225	7425	600,000.00	74,186.00	---	525,814.00
-------------------------	--------	------	------------	-----------	-----	------------

Division of Developmental Disabilities

Mental Health Interagency Payments Fund (0109)

DFS CLIENTS	10.410	0399	9,916,325.00	4,423,739.23	---	5,492,585.77
-------------	--------	------	--------------	--------------	-----	--------------

COMMUNITY PROGRAMS	10.410	7649	213,832.00	---	---	213,832.00
--------------------	--------	------	------------	-----	-----	------------

DEPARTMENT OF NATURAL RESOURCES

Natural Resources Cost Allocation Fund (0500)

REFUND ACCOUNTS	06.385	2738	3,478.00	---	---	3,478.00
-----------------	--------	------	----------	-----	-----	----------

DNR LEASING	13.005	4307	87,035.00	81,772.10	---	5,262.90
-------------	--------	------	-----------	-----------	-----	----------

DNR STATE OWNED	13.010	7690	79,626.00	79,385.88	---	240.12
-----------------	--------	------	-----------	-----------	-----	--------

Department Operations

Natural Resources Cost Allocation Fund (0500)

DEPT OPERATIONS PS	06.200	1813	3,147,447.00	2,657,944.90	---	489,502.10
--------------------	--------	------	--------------	--------------	-----	------------

DEPT OPERATIONS E&E	06.200	1815	499,889.00	254,028.71	---	245,860.29
---------------------	--------	------	------------	------------	-----	------------

**STATE OF MISSOURI
SUMMARY OF APPROPRIATION ACTIVITY
INTERNAL SERVICE FUNDS
FOR THE APPROPRIATION YEAR 2021**

	H.B. No.	Appr. No.	Appropriations	Expenditures and Transfers Out	Reappropriations to 2022	Lapse of Appropriations
<u>Division of Environmental Quality</u>						
Natural Resources Cost Allocation Fund (0500)						
ENVIRONMENTAL QUALITY PS	06.225	1873	874,485.00	760,710.69	---	113,774.31
ENVIRONMENTAL QUALITY E&E	06.225	1879	137,037.00	30,860.90	---	106,176.10
REGIONAL OFFICES PS	06.225	7316	382,038.00	303,129.14	---	78,908.86
<u>Missouri Geological Survey</u>						
Natural Resources Cost Allocation Fund (0500)						
MGS OPERATIONS PS	06.300	2402	17,554.00	16,995.06	---	558.94
MGS OPERATIONS E&E	06.300	2409	4,105.00	1,365.30	---	2,739.70
<u>Missouri State Parks</u>						
Natural Resources Cost Allocation Fund (0500)						
STATE PARK OPERATION PS	06.360	1952	972,440.00	867,408.27	---	105,031.73
STATE PARK OPERATION E&E	06.360	1953	68,159.00	32,966.80	---	35,192.20
<u>DEPARTMENT OF PUBLIC SAFETY</u>						
<u>Adjutant General</u>						
Adjutant General Revolving Fund (0530)						
A G ARMORY RENTALS	08.280	4767	55,000.00	---	---	55,000.00
<u>DEPARTMENT OF SOCIAL SERVICES</u>						
<u>Division of Finance and Administrative Services</u>						
Social Services Administrative Trust Fund (0545)						
FINANCE & ADMIN SRVS PS	11.035	3115	4,345.00	6.56	---	4,338.44
FINANCE & ADMIN SRVS E&E	11.035	3116	317.00	---	---	317.00
CENTRALIZED INVENTORY SYS	11.035	3119	1,200,000.00	584,876.00	---	615,124.00
<u>DEPARTMENT OF CORRECTIONS</u>						
Working Capital Revolving Fund (0510)						
CORRECTIONS LEASING	13.005	6073	243,184.00	148,884.28	---	94,299.72

Office of the Director

Inmate Fund (0540)							
OD STAFF PS	09.005	5009	70,554.00	---	---	70,554.00	
OD STAFF E&E	09.005	5011	1,800.00	---	---	1,800.00	
REENTRY E&E	09.015	5539	133,060.00	55,333.21	---	77,726.79	

Division of Human Services

Working Capital Revolving Fund (0510)						
FUEL AND UTILITIES	09.055	4281	1,425,607.00	---	---	1,425,607.00
RETENTION PAY	09.080	5234	301,294.00	271,122.41	---	30,171.59
OVERTIME	09.075	6094	50,000.00	---	---	50,000.00
Inmate Fund (0540)						
RETENTION PAY	09.080	5235	386.00	346.85	---	39.15

Division of Offender Rehabilitation Services

Working Capital Revolving Fund (0510)						
VOCATIONAL ENTERPRIS E&E	09.235	2776	19,300,159.00	12,976,317.77	---	6,323,841.23
VOCATIONAL ENTERPRISES PS	09.235	2967	6,698,856.00	5,442,705.79	---	1,256,150.21
MVE ENTERPRISE SYSTEM	09.235	5493	500,000.00	---	---	500,000.00

Division of Adult Institutions

Working Capital Revolving Fund (0510)						
JEFFERSON CITY CORR CTR	09.100	5205	128,200.00	2,606.70	---	125,593.30
WOMENS EASTERN R&D	09.105	5209	31,873.00	3,576.90	---	28,296.10
MOBERLY CORR CTR	09.115	5210	63,746.00	4,630.45	---	59,115.55
CHILLICOTHE CORR CTR PS	09.130	5211	31,873.00	3,056.08	---	28,816.92
FARMINGTON CORR CTR	09.140	5212	384,598.00	11,603.78	---	372,994.22
POTOSI CORR CTR	09.150	5222	31,873.00	---	---	31,873.00
TIPTON CORR CTR	09.160	5223	31,873.00	---	---	31,873.00
EASTERN R&D CORR CTR PS	09.185	5225	31,873.00	1,707.03	---	30,165.97
SOUTH CENTRL CORR CTR PS	09.190	5226	63,746.00	3,778.29	---	59,967.71
SOUTH EAST CORR CTR PS	09.195	5227	63,746.00	9,183.12	---	54,562.88
CROSSROADS CC PS	09.175	6176	32,227.00	23,780.20	---	8,446.80
Inmate Fund (0540)						
KC REENTRY CENTER PS	09.200	9366	52,591.00	43,318.50	---	9,272.50

Division of Probation and Parole

Inmate Fund (0540)						
RESIDENTIAL TRTMNT FAC	09.255	1467	4,298,240.00	3,151,220.94	---	1,147,019.06
ELECTRONIC MONITORING	09.260	2228	1,780,289.00	1,434,407.52	---	345,881.48
P&P STAFF E&E	09.240	6071	1,936,924.00	1,074,269.44	---	862,654.56
Subtotals			260,726,647.00	205,405,186.90	---	55,321,460.10

**STATE OF MISSOURI
SUMMARY OF APPROPRIATION ACTIVITY
INTERNAL SERVICE FUNDS
FOR THE APPROPRIATION YEAR 2021**

	H.B. No.	Appr. No.	Appropriations	Expenditures and Transfers Out	Reappropriations to 2022	Lapse of Appropriations
Appropriated Transfers Out To:						
State Legal Expense Fund (0692)	05.140	T234	17,435.00	---	---	17,435.00
General Revenue Fund (0101)	05.525	T285	840,061.00	619,457.00	---	220,604.00
Social Security Contributions Fund (0702)	05.450	T293	4,494,050.00	3,514,435.40	---	979,614.60
State Retirement Contributions Fund (0701)	05.465	T297	12,627,870.00	11,136,454.13	---	1,491,415.87
Missouri Consolidated Health Care Plan Benefit Fund (0765)	05.490	T304	14,027,424.00	13,614,712.38	---	412,711.62
Board of Registration for Healing Arts Fund (0634)	05.280	T541	26,157.00	26,156.90	---	0.10
General Revenue Fund (0101)	12.220	T548	126,000.00	---	---	126,000.00
State Property Preservation Fund (0128)	05.125	T631	10,000,000.00	---	---	10,000,000.00
DCI Administrative Fund (0503)	07.405	T896	200,000.00	72,329.85	---	127,670.15
State Board of Nursing Fund (0635)	07.535	T902	320,000.00	---	---	320,000.00
E-Procurement and State Technology Fund (0495)	05.040	T979	5,000,000.00	1,570,206.00	---	3,429,794.00
Subtotals			<u>47,678,997.00</u>	<u>30,553,751.66</u>	---	<u>17,125,245.34</u>
Totals			<u>\$ 308,405,644.00</u>	<u>\$ 235,958,938.56</u>	---	<u>\$ 72,446,705.44</u>

(THIS PAGE INTENTIONALLY LEFT BLANK)

**STATE OF MISSOURI
SUMMARY OF APPROPRIATION ACTIVITY
CUSTODIAL FUNDS
FOR THE APPROPRIATION YEAR 2021**

	H.B. No.	Appr. No.	Appropriations	Expenditures and Transfers Out	Reappropriations to 2022	Lapse of Appropriations
<u>JUDICIARY</u>						
<u>Circuit Courts</u>						
Circuit Courts Escrow Fund (0718)						
CIRCUIT CT DEBT OFFSET EE	12.345	1210	\$ 5,500.00	\$ 16.99	---	\$ 5,483.01
CIRCUIT COURT DEBT OFFSET	12.345	3310	4,074,458.00	451,236.92	---	3,623,221.08
<u>EXECUTIVE</u>						
<u>Attorney General</u>						
Attorney General Trust Fund (0794)						
ATY GENERAL TRUST E&E	12.270	7053	4,000,000.00	561,257.90	---	3,438,742.10
<u>OFFICE OF ADMINISTRATION</u>						
<u>Division of Accounting</u>						
State Retirement Contributions Fund (0701)						
RETIREMENT SYSTEM CONTR	05.470	9179	476,838,142.00	442,341,820.07	---	34,496,321.93
Social Security Contributions Fund (0702)						
OASDHI CONTRIBUTIONS	05.460	0136	182,759,000.00	158,862,226.52	---	23,896,773.48
Missouri Consolidated Health Care Plan Benefit Fund (0765)						
MOCHCP CONTRIBUTIONS	05.495	1335	544,655,940.00	488,100,836.78	---	56,555,103.22
Missouri State Employees' Voluntary Life Insurance Fund (0910)						
VOLUNTARY LIFE INSURANCE	05.505	0045	3,900,000.00	3,203,119.55	---	696,880.45
Coronavirus Local Government Fiscal Recovery Fund (2404)						
NON-ENTITLEMENT MUNI DIST	15.099	8137	442,164,000.00	---	---	442,164,000.00
<u>DEPARTMENT OF AGRICULTURE</u>						
<u>Division of Animal Health</u>						
Agriculture Bond Trustee Fund (0756)						
BOND TRUSTEE ACCOUNT	06.080	3120	129,000.00	---	---	129,000.00

DEPARTMENT OF PUBLIC SAFETY

Mo Veterans Commission

WWI Memorial Trust Fund (0993)

WORLD WAR I MEMORIAL	08.175	9004	150,000.00	150,000.00	---	---
----------------------	--------	------	------------	------------	-----	-----

DEPARTMENT OF REVENUE

Kansas City Regional Law Enforcement

Memorial Foundation Fund (0428)

INCOME TAX CHECK OFF DIST	04.140	6131	2,000.00	728.41	---	1,271.59
---------------------------	--------	------	----------	--------	-----	----------

Soldiers Memorial Military Museum in St. Louis
Fund (0429)

INCOME TAX CHECK OFF DIST	04.140	6132	2,000.00	1,236.59	---	763.41
---------------------------	--------	------	----------	----------	-----	--------

Missouri National Guard Foundation Fund (0494)

INCOME TAX CHECK OFF DIST	04.140	6023	3,000.00	216.67	---	2,783.33
---------------------------	--------	------	----------	--------	-----	----------

American Cancer Society, Heartland
Division, Inc. Fund (0700)

INCOME TAX CHECK OFF DIST	04.140	7296	6,500.00	5,596.12	---	903.88
---------------------------	--------	------	----------	----------	-----	--------

ALS Lou Gehrig's Disease Fund (0703)

INCOME TAX CHECK OFF DIST	04.140	7297	3,500.00	2,158.70	---	1,341.30
---------------------------	--------	------	----------	----------	-----	----------

Muscular Dystrophy Association Fund (0707)

INCOME TAX CHECK OFF DIST	04.140	7299	2,500.00	755.17	---	1,744.83
---------------------------	--------	------	----------	--------	-----	----------

Arthritis Foundation Fund (0708)

INCOME TAX CHECK OFF DIST	04.140	7300	3,500.00	889.94	---	2,610.06
---------------------------	--------	------	----------	--------	-----	----------

National Multiple Sclerosis Society Fund (0709)

INCOME TAX CHECK OFF DIST	04.140	7301	4,500.00	1,195.42	---	3,304.58
---------------------------	--------	------	----------	----------	-----	----------

American Diabetes Association Gateway
Area Fund (0713)

INCOME TAX CHECK OFF DIST	04.140	7302	4,500.00	2,276.01	---	2,223.99
---------------------------	--------	------	----------	----------	-----	----------

American Heart Association Fund (0714)

INCOME TAX CHECK OFF DIST	04.140	7303	6,000.00	4,205.67	---	1,794.33
---------------------------	--------	------	----------	----------	-----	----------

March of Dimes Fund (0716)

INCOME TAX CHECK OFF DIST	04.140	7304	5,500.00	2,396.47	---	3,103.53
---------------------------	--------	------	----------	----------	-----	----------

Pediatric Cancer Research Trust Fund (0959)

INCOME TAX CHECK OFF DIST	04.140	1187	6,500.00	6,132.78	---	367.22
---------------------------	--------	------	----------	----------	-----	--------

Subtotals			<u>1,658,726,040.00</u>	<u>1,093,698,302.68</u>	---	<u>565,027,737.32</u>
-----------	--	--	-------------------------	-------------------------	-----	-----------------------

Appropriated Transfers Out To:

General Revenue Fund (0101)	04.135	T989	<u>3,500.00</u>	---	---	<u>3,500.00</u>
-----------------------------	--------	------	-----------------	-----	-----	-----------------

Subtotals			<u>3,500.00</u>	---	---	<u>3,500.00</u>
-----------	--	--	-----------------	-----	-----	-----------------

Totals			<u>\$ 1,658,729,540.00</u>	<u>\$ 1,093,698,302.68</u>	<u>\$ ---</u>	<u>\$ 565,031,237.32</u>
--------	--	--	----------------------------	----------------------------	---------------	--------------------------

**STATE OF MISSOURI
SUMMARY OF APPROPRIATION ACTIVITY
PRIVATE PURPOSE TRUST FUNDS
FOR THE APPROPRIATION YEAR 2021**

	H.B. No.	Appr. No.	Appropriations	Expenditures and Transfers Out	Reappropriations to 2022	Lapse of Appropriations
<u>EXECUTIVE</u>						
<u>State Treasurer</u>						
Abandoned Fund Account Fund (0863)						
STATE TREASURER PS	12.185	0870	\$ 668,102.00	\$ 586,082.00	---	\$ 82,020.00
STATE TREASURER E&E	12.185	0872	98,600.00	47,872.40	---	50,727.60
AF ADVERTISING & AUCTIONS	12.185	1321	1,475,000.00	1,175,542.28	---	299,457.72
AF CLAIMS	12.195	3173	49,000,000.00	44,603,810.51	---	4,396,189.49
<u>DEPARTMENT OF HIGHER EDUCATION AND WORKFORCE DEVELOPMENT</u>						
<u>State Colleges and Universities</u>						
State Seminary Fund (0872)						
SEMINARY FUND INVESTMENTS	03.290	0633	3,000,000.00	---	---	3,000,000.00
<u>DEPARTMENT OF SOCIAL SERVICES</u>						
<u>Children's Division</u>						
Alternative Care Trust Fund (0905)						
FOSTER CARE CHILDRENS ACC	11.380	8181	16,000,000.00	14,762,343.46	---	1,237,656.54
Subtotals			70,241,702.00	61,175,650.65	---	9,066,051.35
Appropriated Transfers Out To:						
General Revenue Fund (0101)	05.525	T285	750.00	---	---	750.00
Social Security Contributions Fund (0702)	05.450	T293	50,346.00	42,666.43	---	7,679.57
State Retirement Contributions Fund (0701)	05.465	T297	145,059.00	135,080.52	---	9,978.48
Missouri Consolidated Health Care Plan						
Benefit Fund (0765)	05.490	T304	190,212.00	190,207.35	---	4.65
General Revenue Fund (0101)	12.205	T547	65,000,000.00	50,189,547.89	---	14,810,452.11
Mental Health Trust Fund (0926)	10.030	T938	100,000.00	34,140.14	---	65,859.86
State Public School Fund (0817)	12.225	T973	3,250,000.00	2,284,477.39	---	965,522.61
Subtotals			68,736,367.00	52,876,119.72	---	15,860,247.28
Totals			\$ 138,978,069.00	\$ 114,051,770.37	\$ ---	\$ 24,926,298.63

(THIS PAGE INTENTIONALLY LEFT BLANK)

**STATE OF MISSOURI
NOTES TO THE APPROPRIATION ACTIVITY REPORT
APPROPRIATION YEAR 2021**

Note 1 – Basis of Accounting

The Appropriation Activity Report is prepared on a budgetary (non-GAAP) basis of accounting that records revenues when cash is received and expenditures when the liabilities are recorded.

Revenues and expenditures are reported during a twelve-month period, July 1 through June 30. During a one-month lapse period that ends July 31, corrections can be made to the revenues and expenditures processed during the period July 1 through June 30.

Note 2 – General Fund

The General Fund includes General Revenue Funds and Federal Funds.

Fund Number	Fund Name
General Revenue Funds:	
0100	Budget Reserve
0101	General Revenue
0103	Missouri Farmland Trust
0108	Uncompensated Care
0124	Facilities Maintenance Reserve
0128	State Property Preservation
0131	Marguerite Ross Barnett Scholarship
0139	Intergovernmental Transfer
0142	Federal Reimbursement Allowance
0144	Pharmacy Reimbursement Allowance
0161	Title XIX – Patient Placement - GR
0164	State Treasurer’s General Operations
0169	Child Support Enforcement
0172	Missouri Technology Investment
0173	Microenterprise Loan
0174	Missouri Water Development
0176	General Revenue Reimbursements
0177	Missouri Humanities Council Trust
0198	Post Closure
0208	School Broadband
0250	Missouri Capital Access Program
0265	Medical Clinics in Medically Underserved Areas
0273	Missouri Small Business Incubators
0276	Health Access Incentive
0280	Business Extension Service Team
0283	Energy Analyses Account
0284	Independent Living Center
0418	Missouri Moves
0421	Missouri Senior Services Protection
0423	Computer Science Education
0424	Family Child Care Provider
0435	Habilitation Center Room and Board
0438	Martin Luther King Jr. State Celebration Commission
0439	School Turnaround
0440	School Intervention
0441	School Recognition and Reward

**STATE OF MISSOURI
NOTES TO THE APPROPRIATION ACTIVITY REPORT
APPROPRIATION YEAR 2021**

Note 2 – General Fund (continued)

Fund Number	Fund Name
General Revenue Funds:	
0470	Tax Amnesty
0477	Pesticide Education
0488	Fast Track Workforce Incentive Grant
0491	Higher Education Capital
0493	Missouri Military Community Reinvestment Grant Program
0495	E-Procurement and State Technology
0497	Surplus Revenue
0537	Quality Improvement Revolving
0541	Dual Credit Scholarship
0556	Youth Service and Conservation Corps
0567	International Promotions Revolving
0571	Missouri Qualified Fuel Ethanol Producer Incentive
0583	Port Authority AIM Zone
0590	Missouri CASA
0593	Major Economic Convention Event in Missouri
0595	Regional Convention and Sports Complex
0598	Health Professional Student Loan and Loan Repayment Program
0599	Video Instructional Development and Educational Opportunity
0600	Missouri One Start Job Development
0603	Attorney General's Court Costs
0605	Missouri Breeders
0617	Statewide Hearing Aid Distribution
0625	Healthy Families Trust
0626	State Guaranty Student Loan
0631	Merchandising Practices Revolving
0648	Petition Audit Revolving Trust
0651	Excellence in Education
0655	Missouri Prospective Teachers Loan
0656	Environmental Radiation Monitoring
0658	Department of Health – Donated
0664	Infrastructure Development
0666	Antitrust Revolving
0667	Energy Set-Aside Program
0674	Highway Patrol Academy
0686	State Elections Subsidy
0692	State Legal Expense
0710	Proceeds of Surplus Property Sales
0715	ADA Compliance
0722	Office of Administration Donated
0723	Grants and Contributions
0724	Long-Term Support UPL
0730	Biodiesel Fuel Revolving
0732	After-School Retreat Reading and Assessment Grant Program
0733	Treatment Court Resources
0734	Missouri Senior Rx
0741	Investors Restitution
0743	Missouri Commission for the Deaf and Hard of Hearing
0753	Debt Offset Escrow
0761	MoSMART

**STATE OF MISSOURI
NOTES TO THE APPROPRIATION ACTIVITY REPORT
APPROPRIATION YEAR 2021**

Note 2 – General Fund (continued)

Fund Number	Fund Name
General Revenue Funds:	
0766	State Supplemental Downtown Development
0767	State Supplemental Rural Development
0773	Coordinating Board for Early Childhood
0776	Ozark Exploration Bicentennial
0777	Missouri Qualified Biodiesel Producer Incentive
0793	Highway Patrol Expense
0799	Fire Safety Standards Loan
0808	MO Sci/Tech/Eng/Math Initiative
0815	Multipurpose Water Resource Program
0818	AH Comm Ed Due Process Hearing
0822	Library Networking
0829	Investor Education and Protection
0830	Property Reuse
0835	Community Development
0840	Academic Scholarship
0856	Advantage Missouri Trust
0861	Innovation Education Campus
0862	Charter Public School Commission Trust
0868	Pretrial Witness Protection Services
0874	Utility Revolving
0875	Controlled Substances Cleanup
0885	Premium
0888	Fine Collections Center Interest Revolving
0889	Assistive Technology Loan Revolving
0894	National Guard Pilot Instruction Program
0899	Childhood Lead Testing
0907	Downtown Revitalization Preservation
0914	Livestock Feed Crop Input Loan
0920	School for the Blind Trust
0922	School for the Deaf Trust
0925	Institution Gift Trust
0928	Secretary of State – Wolfner State Library
0930	DMH Local Tax Matching
0935	Energy Futures
0936	Criminal Nonsupport Court Resources
0939	Line of Duty Compensation
0943	Teacher Choice Compensation
0944	Trauma-Informed Schools Pilot Program
0950	Children’s Special Health Care Needs
0955	A+ Schools
0961	Concealed Carry Permit
0971	MO Youth Challenge Foundation
0974	Recovery Audit and Compliance
0979	Foster Care and Adoptive Parents Recruitment and Retention
0983	AP Incentive Grant
0985	Puppy Protection Trust
0986	Developmental Disabilities Waiting List Equity Trust
0997	STEM Career Awareness Program

**STATE OF MISSOURI
NOTES TO THE APPROPRIATION ACTIVITY REPORT
APPROPRIATION YEAR 2021**

Fund Number	Fund Name
Federal Funds:	
0104-0199	<i>(excluding Fund Numbers listed above and 0109, 0134, 0160, 0170, and 0196)</i>
0417	Inter-Agency Council
0422	Ground Emergency Medical Transport
0432	Cash Operating Expense
0492	CHIP Increased Enhancement
0558	Federal Earnings
0610	Social Services Federal & Other Sources
0663	Missouri Disaster
0697	Abandoned Mine Reclamation
0727	DYS Child Benefits
0737	GEAR-UP Scholarship Program
0782	Justice Assistance Grant Program
0866	Energy Federal
0948	Unemployment Compensation Administration
0995	Show-Me Heroes
2000	Federal Budget Stabilization
2200-2458	Federal Stimulus

This reporting is consistent with Missouri's Comprehensive Annual Financial Report.

Note 3 – General Revenue Fund

Operational results for the General Revenue Fund (Fund 0101) for fiscal year 2021 are as follows:

Revenues	
Taxes	\$ 12,538,024,101
Licenses, Fees, and Permits	99,653,832
Sales, Services, Leases and Rentals	4,531,861
Contributions and Intergovernmental	29,519,553
Interest, Penalties, and Unclaimed Property	14,665,534
Refunds	9,166,913
Miscellaneous Revenues	42,773,254
Subtotal	<u>12,738,335,048</u>
Transfers In	<u>1,371,232,181</u>
Total Revenues and Transfers In	<u>14,109,567,229</u>
Expenditures	
Personal Service	996,689,051
Expense and Equipment	445,788,431
Capital Improvements	1,877,928
Program Specific	6,364,565,920
Refunds	1,480,288,389
Subtotal	<u>9,289,209,719</u>
Transfers Out	<u>3,318,150,829</u>
Total Expenditures and Transfers Out	<u>12,607,360,548</u>
Excess Revenues and Transfers In (Expenditures and Transfers Out)	<u>\$ 1,502,206,681</u>

STATE OF MISSOURI
NOTES TO THE APPROPRIATION ACTIVITY REPORT
APPROPRIATION YEAR 2021

Note 4 – Refunds

In fiscal year 2021, refunds in the amount of \$1,546,484,354 for all funds and \$1,485,430,501 for the general revenue funds are reported on a separate line on page 3 and page 5 of this report. Refunds are reported as program specific expenditures on all remaining pages.

Note 5 – Debt Service

Debt Service includes payments made by the Office of Administration and Department of Transportation for the General Obligation Bonds, the Board of Public Building Bonds, Fulton State Hospital Bonds, State Historical Society Bonds, State Road Bonds and certain capital lease payments. Other debt payments are reported as operating costs of the department which pays them.

Note 6 – Fund Reclassification

The State of Missouri has reclassified 11 funds for the fiscal year ending June 30, 2021, due to the implementation of GASB Statement No. 84, *Fiduciary Activities*. GASB Statement No. 84 also eliminated the use of Agency funds and establishes Custodial funds.