

## **General Disclaimer**

### **One or more of the Following Statements may affect this Document**

- This document has been reproduced from the best copy furnished by the organizational source. It is being released in the interest of making available as much information as possible.
- This document may contain data, which exceeds the sheet parameters. It was furnished in this condition by the organizational source and is the best copy available.
- This document may contain tone-on-tone or color graphs, charts and/or pictures, which have been reproduced in black and white.
- This document is paginated as submitted by the original source.
- Portions of this document are not fully legible due to the historical nature of some of the material. However, it is the best reproduction available from the original submission.

# Effect of Twist and Camber on the Low-Speed Aerodynamic Characteristics of a Powered Close-Coupled Wing-Canard Configuration

John W. Paulson, Jr. and James L. Thomas

(NASA-TM-78722) EFFECT OF TWIST AND CAMBER  
ON THE LOW-SPEED AERODYNAMIC CHARACTERISTICS  
OF A POWERED CLOSE-COUPLED WING-CANARD  
CONFIGURATION (NASA) 159 p HC A08/MF A01

N78-26096

Unclas  
21706

CSCL 01A G3/02

May 1978



**NASA**

National Aeronautics and  
Space Administration

Langley Research Center  
Hampton, Virginia 23665

## SUMMARY

A series of wind-tunnel tests have been conducted in the Langley V/STOL tunnel to determine the low-speed longitudinal aerodynamic characteristics of a powered close-coupled wing/canard fighter configuration. The data were obtained for a high angle-of-attack maneuvering configuration and a takeoff and landing configuration. The data presented herein, in tabulated form, are intended for reference purposes and are presented without analysis.

## INTRODUCTION

Previous results from tests of an unpowered fighter research model (ref. 1) showed significant improvements in maximum lift coefficient when a canard and canard-strake were added to the basic wing planform. However, the increased maximum lift coefficient was accompanied by rather high static longitudinal instabilities, owing to the vortex lift generated by the canard-strake and flow separation over the wing trailing-edge flaps.

One possible solution to the pitchup problem was to incorporate two-dimensional nozzles at the wing trailing edge in hopes of obtaining favorable power induced effects. (See refs. 2 and 3.) A larger scale model identical in shape to the model reported in reference 1 was built, but this second model had two-dimensional rectangular nozzles at the wing trailing edge near the root. This model showed significant favorable power induced effects and was reported in references 4, 5, and 6.

The model, however, had no design optimization and was felt not to be representative of a transonic fighter configuration. Therefore, an effort was undertaken to design a wing/canard, with planform, twist, camber and thickness appropriate for transonic maneuvering (see refs. 5 and 6) with the constraint of using the two-dimensional nozzles and fuselage of the model in reference 4. The design led to a fairly high swept wing/canard with leading-edge sweeps of  $50^\circ$ . Since this maneuver or loaded wing/canard had twists of  $-12^\circ$  and  $-7^\circ$ , respectively, a second wing/canard with lower twists of  $-6^\circ$  and  $-3.5^\circ$  was used to represent the takeoff and landing or "1-g" flight case. It is the tabulated results of the low-speed investigation of these two wing/canard configurations that are presented herein.

This investigation was conducted in the Langley V/STOL tunnel to determine the longitudinal characteristics of the two configurations with and without power. Data were obtained for the wing alone, canard alone, the wing/canard and the wing/canard/strake configurations, at angles of attack from  $-2^\circ$  to  $42^\circ$  at Mach numbers between 0.12 and 0.20. Nozzle and flap deflections ranged from  $0^\circ$  to  $40^\circ$  with leading-edge droops of  $0^\circ$  and  $20^\circ$  and canard incidences from  $10^\circ$  to  $-15^\circ$ . Thrust coefficients ranged from 0 to 2.0 in order to cover both transonic coefficients (0.1 and 0.2) and takeoff and landing coefficients (1.0, 1.5, and 2.0).

The degree to which the data obtained at these low Mach numbers are applicable to the higher speeds depends on the slenderness of the configuration and the design stage for which data are required. The equivalence theory of Oswatitsch and Keune (ref. 7) states that for slender bodies, the flow is

governed by: (1) a longitudinal potential dependent on the equivalent area distribution and the Mach number and (2) a crossflow potential dependent only on the local cross section and independent of the Mach number. The vortex lift developed on slender configurations is dominated by the crossflow conditions. Therefore, it seems reasonable that planform shaping and interference flow-field studies conducted at low speeds during the preliminary design stage would provide a valuable insight into the lift-dominated flow fields that are encountered during maneuvering at transonic speeds. Of course, the detailed design for desired pressures on the aircraft above the critical Mach number dictates the use of nonlinear design methods and wind-tunnel testing at the higher design Mach numbers

Simulation of one-on-one combat with similar aircraft in the Langley differential maneuvering simulator (DMS) has produced time histories of altitude versus Mach number that indicate when evenly matched aircraft engage in a sustained one-on-one engagement, their performance quickly degenerates to subsonic speeds. A clearly superior design, on the other hand, can end the engagement while maintaining near original altitude and speed. It is unlikely that an aircraft would fall to the lower speeds because of increased vulnerability to both ground attack and air attack from more than one aircraft. However, some conditions necessitate an absolute one-on-one engagement, and the experimental results at low Mach numbers for the maneuvering configuration reported in this paper apply directly to those conditions.

#### SYMBOLS

All data have been reduced to standard coefficient form and are presented in the stability axis system. The model moment center was at -35 percent of the wing mean aerodynamic chord. All measurements and calculations were made in U.S. Customary Units; however, all data contained in this report are given in both S.I. and U.S. Customary Units. (See ref. 8.) The symbols are defined as follows; the symbols enclosed in parentheses are used in the tabulated printouts and their usual notation precedes them.

A	aspect ratio
b	wing span, m (ft)
$b_f$	span of wing flap, m (ft)
$b_N$	span of nozzle, m (ft)
$C_D$ (CD)	net force coefficient in drag direction, $Drag/q_\infty S$
$C_{D,e}$ (CDE)	equivalent thrust-removed force coefficient in drag direction, $C_D + C_T \cos(\alpha + \delta_N)$
$C_{D,o}$	drag coefficient at zero lift of wing canard with $0^\circ$ flap deflection and nozzles removed

$C_m$	(CM)	pitching-moment coefficient, Pitching moment/ $q_\infty S c$
$C_{m,e}$	(CME)	equivalent thrust-removed pitching-moment coefficient, $C_m + 0.9 C_T \sin(\delta_N)$
$C_L$	(CL)	lift coefficient, Lift/ $q_\infty S$
$C_{L\alpha}$		lift-curve slope, $\text{deg}^{-1}$
$C_{L,e}$	(CLE)	equivalent thrust-removed lift coefficient, $C_L - C_T \sin(\alpha + \delta_N)$
$C_T$	(CT)	thrust coefficient, Thrust/ $q_\infty S$
$c$		wing or canard chord, m (ft)
$\bar{c}$		wing mean aerodynamic chord, m (ft)
$e$		drag-due-to-lift efficiency parameter, $\frac{C_L^2}{(C_D - C_{D,o})\pi A}$
$q_\infty$		free-stream dynamic pressure, Pa ( $\text{lb}/\text{ft}^2$ )
$S$		wing or canard area, $\text{m}^2$ ( $\text{ft}^2$ )
$t$		maximum thickness
$x, y, z$		body axes distances, m (ft)
$\alpha$	(ALPHA)	angle of attack, deg
$\delta$		deflection of flap or nozzle, deg
$\epsilon$		twist angle, deg
$\Lambda$		sweep angle, deg
Subscripts:		
$c$		canard
$\text{ext}$		canard tip extension
$f$		flap
$\text{le}$		leading edge
$N$		nozzle

## MODEL DESCRIPTION AND TEST CONDITIONS

The wind-tunnel model for this investigation is shown installed in the Langley V/STOL tunnel in figure 1; for comparison, the model of reference 4 is shown in figure 2. A planform sketch of the new design model is overlaid on the planform of the model of reference 4 in figure 3 showing the basic differences in the two models. It should be noted that the fuselage and two-dimensional nozzles are the same in both configurations; therefore, the wing and canard are effectively moved aft, as shown, on the new configuration. A rear view of the model is shown in figure 4 where the wing trailing-edge flaps and two-dimensional nozzles are visible. A two-view sketch is shown in figure 5 and pertinent model geometry dimensions are given in this figure and in table 1.

The basic planform (shown by the dotted line in fig. 5) and airfoil section were designed as described in references 5 and 6. This basic airfoil thickness distribution was held constant on the three-dimensional planform, but the camber line varies as shown in references 5 and 6. Therefore, no effort is made herein to define the airfoil section at each spanwise station. The loaded planform had wing and canard twists of  $-12^\circ$  and  $-7^\circ$ , respectively (high twist) while the "1-g" planform had wing and canard twist of  $-6^\circ$  and  $-3.5^\circ$  (low twist). These twist distributions are given in figure 6. The planform was twisted about 0.85 c to give a straight hinge line for the trailing-edge flaps. These full-span trailing-edge simple flaps (0.15 c in length) on both the canard and wing could be deflected from  $0^\circ$  to  $40^\circ$ . The leading edges of the planform were removable which allowed testing both the clean and drooped leading edges. The leading-edge droop varied linearly from  $0^\circ$  at the inboard station to  $-20^\circ$  at the tip station (fig. 7). The inboard station W.S. 17.78 cm (7.00 in.) on the canard and W.S. 33.02 cm (13.00 in.) on the wing.

The inboard section of the wing leading edge had a glove which was faired into the basic wing such that the upper and lower surface contours were smooth; this reduced the t/c of the airfoil section and stretched the nose. Also the two-dimensional nozzles were faired into the basic airfoil section further changing the shape in the inboard section of the wing. These two factors (shown in fig. 8) meant the actual wing design was only used outboard of the W.S. 33.02 cm (13.00 in.) location; however, the deviation from the desired wing was small outboard of the side of the two-dimensional nozzle, W.S. 22.86 cm (9.00 in.). The canard design airfoil was held throughout since there were no nozzles or glove to be faired. The inboard portion of the canard, side of body to W.S. 17.78 cm (7.00 in.) was the same for both the high and low twist configuration with the outboard section having variable incidence with respect to the inboard section, and then the whole canard having variable incidence at the side of the body. There was also an extension to the canard which increased the canard span to 1.22 m (4.00 ft). (See fig. 5.)

The strake was removable and faired into the inboard section of the canard; a sketch of the strake is shown in figure 9.

Power was supplied to the model with high pressure air through a plenum chamber in the model with separate air lines to each nozzle. A sketch of the convergent-divergent nozzles is shown in figure 10. Static calibrations were

made to determine the thrust levels of each nozzle. Each nozzle was individually controlled, and the nozzle thrust was set by the supply valves to give zero rolling moments. Once the nozzles had been balanced, the thrust was held constant throughout each run.

Thrust coefficients were obtained by varying both  $q_\infty$  and thrust. The  $q_\infty$  and thrust at a given  $C_T$  as well as the corresponding Mach number and Reynolds number based on  $\bar{c}$  are given in the following table:

$C_T$	$q_\infty$ , kPa (lbf)	T, N (lbf)	Mach No.	Reynolds Number
0	2.89 (60)	0	0.201	$1.94 \times 10^6$
0.1	2.89 (60)	129.0 (29)	.201	↓
0.2	2.89 (60)	262.4 (59)	.201	↓
1.0	1.43 (30)	653.7 (147)	.142	$1.37 \times 10^6$
1.5	0.96 (20)	653.7 (147)	.116	$1.12 \times 10^6$
2.0	0.96 (20)	871.7 (196)	.116	↓

Model instrumentation consisted of an internal strain-gage balance to measure forces and moments, an accelerometer to measure angle of attack, and pressure transducers to monitor thrust levels.

The test was conducted in two phases: a high angle-of-attack phase,  $\alpha = 12^\circ$  and  $42^\circ$ , and a low angle-of-attack phase,  $\alpha = -2^\circ$  to  $26^\circ$ . Overlapping data occurred from  $\alpha = 12^\circ$  to  $26^\circ$ .

Blockage, jet-boundary, and chamber pressure corrections were small and were, therefore, not applied.

#### PRESENTATION OF RESULTS

The data contained herein are the tabulated results from two separate wind-tunnel entries with the same model. The data have been edited in that repeat runs have been omitted; otherwise, these data are complete and are presented in tabular form according to Table 2.

#### CONCLUDING REMARKS

This report is not intended to be an analysis of the aerodynamic characteristics of a close-coupled wing/canard configuration. Rather, it is intended to be a reference which contains a reasonable description of the model geometry and a complete tabulation of the data obtained on the configuration. These tabulated data are being analyzed and will be reported in a formal publication at a later date.

#### REFERENCES

1. Gloss, Blair B.: Effect of Wing Planform and Canard Location and Geometry on the Longitudinal Aerodynamic Characteristics of a Close-Coupled Canard Wing Model at Subsonic Speeds. NASA TN D-7910, 1975
2. Winston, Matthew M.; Weston, Robert P.; and Mineck, Raymond E.: Propulsion-Induced Aerodynamic Interference Effects on Jet-Lift VTOL Aircraft. AIAA Paper No. 75-1215, 1975
3. Capone, Francis J.: Supercirculation Effects Induced by Vectoring a Partial-Span Rectangular Jet. J. Aircraft, vol. 12, no. 8, Aug. 1975, pp. 633-638
4. Yip, Long P.; and Paulson, John W., Jr.: Effects of Deflected Thrust on the Longitudinal Aerodynamic Characteristics of a Close-Coupled Wing-Canard Configuration. NASA TP 1090, 1977
5. Thomas, J. T.; Paulson, J. W., Jr; Yip, L. P.: Effects of Deflected Thrust on the Stability and Performance Characteristics of a Close-Coupled Canard Fighter Configuration. AIAA Paper No. 77-337, July 1977
6. Paulson, John W., Jr.; Thomas, James L.; and Yip, Long P.: Low-Speed Power Effects on Advanced Fighter Configurations With Two-Dimensional Deflected Thrust. NASA TM 74010, 1977
7. Ashley, Holt; and Landahl, Marten: Aerodynamics of Wings and Bodies. Addison-Wesley Pub. Co., 1965
8. Mechtly, E. A.: The International System of Units - Physical Constants and Conversion Factors (Second Revision). NASA SP-7012, 1973



TABLE 1.- BASIC MODEL GEOMETRY

Body:	
Length, cm (in.) . . . . .	231.65 (91.20)
Width, cm (in.) . . . . .	18.29 (7.20)
Wing:	
A . . . . .	3.26
S, m <sup>2</sup> (ft <sup>2</sup> ) . . . . .	0.46 (4.90)
b, m (ft) . . . . .	1.22 (4.00)
A <sub>le</sub> , deg . . . . .	50.0
A <sub>te</sub> , deg . . . . .	23.4
Twist, deg	
high. . . . .	-12.0
low . . . . .	-6.0
$\bar{c}$ , cm (in.) . . . . .	42.11 (16.58)
c <sub>root</sub> , cm (in.) . . . . .	60.48 (23.81)
c <sub>tip</sub> , cm (in.) . . . . .	14.22 (5.60)
Moment center, cm (in.) . . . . .	B.S. 191.8 (75.53)
Airfoil:	
Section . . . . .	6% aft cambered
t/c at root. . . . .	0.06
t/c at tip . . . . .	0.06
Wing flap:	
b <sub>f</sub> , m (ft). . . . .	0.38 (1.25)
c <sub>f,inboard</sub> , cm (in.). . . . .	6.32 (2.49)
c <sub>f,outboard</sub> , cm (in.) . . . . .	2.13 (0.84)
Wing leading-edge droop (constant chord), cm (in.). . . . .	
	6.22 (2.45)
Nozzles:	
b <sub>N</sub> , m (ft). . . . .	0.14 (0.45)
c <sub>N,inboard</sub> , cm (in.). . . . .	10.29 (4.05)
c <sub>N,outboard</sub> , cm (in.) . . . . .	8.76 (3.45)
Canard:	
A <sub>c</sub> . . . . .	2.29
S <sub>c</sub> , m (ft) . . . . .	0.30 (3.29)
b <sub>c</sub> , m (ft). . . . .	0.83 (2.72)
b <sub>c,ext</sub> , m (ft). . . . .	1.22 (4.00)
A <sub>le</sub> , deg. . . . .	50.0
A <sub>te</sub> , deg. . . . .	23.3
Twist, deg	
High. . . . .	-7.8
Low . . . . .	-3.5
c <sub>root</sub> , cm (in.) . . . . .	51.89 (20.43)
c <sub>tip</sub> , cm (in.) . . . . .	20.32 (8.00)
Airfoil . . . . .	6% aft cambered

TABLE 1.- Concluded

t/c at root. . . . .	0.06
t/c at tip . . . . .	0.06
Height of canard above wing, cm (in.) . . . . .	7.75 (3.03)
Canard flap:	
bf, m (ft). . . . .	0.32 (1.06)
c <sub>inboard</sub> , cm (in.). . . . .	7.06 (2.78)
c <sub>outboard</sub> , cm (in.) . . . . .	3.05 (1.20)
Canard leading-edge droop (constant chord), cm (in.). . . . .	5.87 (2.31)

TABLE 2.- TEST CONFIGURATIONS

Configuration	Run No.						$\delta_{E'} \delta_{W'}$ deg	$\delta_{LE'}$ deg	$i_{c'}$ deg	$\delta f_{c'}$ deg	$\delta LE_{c'}$ deg	$C_T$
	High Twist			Low Twist								
	Low $\alpha$	High $\alpha$	Pg. No.	Low $\alpha$	High $\alpha$	Pg. No.						
Wing alone	122	429	19	161		20	0	0	OFF	OFF	OFF	0
	123	430	19	162		20						.1
	124	431	20	163		21						.2
	125	432	22	164		23	10	0	OFF	OFF	OFF	0
	126	433	22	165		24						.1
	127	434	23	166		24						.2
	128	435	25	167		27	20	0	OFF	OFF	OFF	0
	129	436	25	168		27						.1
	130	437	26	169		27						.2
	131		26	170		28						1.0
	132		26	171		28						2.0
	133	438	29				20	20	OFF	OFF	OFF	0
	134	439	29									.1
	135	440	30									.2
	136	441	30									1.0
	137	442	31									2.0
	Canard alone	138	21	32	154		34	OFF	OFF	-10	0	0
139		20	32	153		34			-5			
140		19	33	152		35			0			
141		22	33	155		35			5			
142		23	34	156		35			10			
		26	36				OFF	OFF	-10	10	0	0
		25	36						0			
	24	36						10				

TABLE 2.- Continued.

Configuration	Run No.						$\delta_F, \delta_N,$ deg	$\delta_{LE},$ deg	$i_c,$ deg	$\delta f_c,$ deg	$\delta LE_c,$ deg	$C_T$
	High Twist			Low Twist								
	Low $\alpha$	High $\alpha$	Pg. No.	Low $\alpha$	High $\alpha$	Pg. No.						
Canard Alone	148	27	37	160		38	Off	Off	-10	20	0	0
	146	28	37	158		39			0			
	147	29	38	159		39			10			
	149		40				Off	Off	-10	20	20	0
	151	30	40						0			
	150	31	41						10			
Canard/Strake		33	42	157	24	42	Off	Off	0	0	0	0
Canard/Strake/ Tip Extension	144	34	42				Off	Off	0	0	0	0
Canard/Tip Extension	145	35	43				Off	Off	0	0	0	0
Wing-Canard	116		44				0	0	-20	0	0	0
	117		44									.1
	118		44									.2
	113	317	45				0	0	-15	0	0	0
	114	318	45									.1
	115	319	46									.2
	110	314	47	275		48	0	0	-10	0	0	0
	111	315	47	276		48						.1
	112	316	48	277		49						.2
				278		49						1.0
			279		49						2.0	

TABLE 2.- Continued.

Configuration	Run No.						$\delta_f, \delta_N,$ deg	$\delta_{LE},$ deg	$i_c,$ deg	$\delta f_c,$ deg	$\delta LE_c,$ deg	$C_T$
	High Twist			Low Twist								
	Low $\alpha$	High $\alpha$	Pg. No.	Low $\alpha$	High $\alpha$	Pg. No.						
Wing-Canard	106	311	50	270	419	51	0	0	- 5	0	0	0
	107	312	50	271	420	52						.1
	109	313	51	272	421	52						.2
				273	422	53						1.0
				274	423	53						2.0
	4	306	54	265	414	56	0	0	0	0	0	0
	5	307	54	266	415	57						.1
	6	308	55	269	416	57						.2
	21	309	55		417	58						1.0
	22	310	56		418	58						2.0
	119	320	59	280		61	0	0	5	0	0	0
	120	321	59	281		61						.1
	121	322	60	282		61						.2
		323	60	283		62						1.0
		324	60	284		62						2.0
	103	400	63				10	0	- 5	0	0	0
	104	401	63									.1
	105	402	64									.2
	23	395	65	255		67	10	0	0	0	0	0
	24	396	65	256		68						.1
	25	397	66	257		68						.2
	26	398	66	258		68						1.0
	27	399	66	259		68						2.0

ORIGINAL PAGE IS  
OF POOR QUALITY

TABLE 2.- Continued.

Configuration	Run No.						$\delta_f, \delta_N,$ deg	$\delta_{LE},$ deg	$i_c,$ deg	$\delta f_c,$ deg	$\delta LE_c,$ deg	$C_T$
	High Twist			Low Twist								
	Low $\alpha$	High $\alpha$	Pg. No.	Low $\alpha$	High $\alpha$	Pg. No.						
Wing-Canard				226		69	20	0	-10	0	0	0
				227		69						.1
				228		69						.2
				229		70						1.0
				230		70						2.0
				231		71	20	0	-5	0	0	0
				232		71						.1
				233		71						.2
				234		72						1.0
				235		72						2.0
		37	409	73	172	75	20	0	0	0	0	0
		38	410	73	173	75						.1
		39	411	74	174	76						.2
		40	412	74	175	76						1.0
		41	413	75	176	76						2.0
					236	77	20	0	5	0	0	0
					237	77						.1
					238	77						.2
					239	78						1.0
					240	78						2.0
					245	79	20	0	10	0	0	0
					246	79						.1
					247	79						.2
					248	80						1.0
					249	80						2.0

TABLE 2.- Continued.

Configuration	Run No.						$\delta_F, \delta_N,$ deg	$\delta_{LE},$ deg	$i_c,$ deg	$\delta F_c,$ deg	$\delta LE_c,$ deg	$C_T$
	High Twist			Low Twist								
	Low $\alpha$	High $\alpha$	Pg. No.	Low $\alpha$	High $\alpha$	Pg. No.						
Wing-Canard				188		81	20	0	-10	20	0	0
				294		81						.1
				295		81						.2
				189		82						1.0
				190		82						2.0
				185		83	20	0	-5	20	0	0
				292		83						.1
				293		83						.2
				186		84						1.0
				187		84						2.0
				182		85	20	0	0	20	0	0
				285		85						.1
				286		85						.2
				183		86						1.0
				184		86						2.0
				191		87	20	0	5	20	0	0
				296		87						.1
				297		87						.2
				192		88						1.0
				193		88						2.0
				194		89	20	0	10	20	0	0
				298		89						.1
				299		89						.2
				195		90						1.0
			196		90						2.0	

ORIGINAL PAGE IS  
OF POOR QUALITY

TABLE 2.- Continued.

Configuration	Run No.						$\delta_F, \delta_N,$ deg	$\delta_{LE},$ deg	$i_c,$ deg	$\delta f_c,$ deg	$\delta LE_c,$ deg	$C_T$
	High Twist			Low Twist								
	Low $\alpha$	High $\alpha$	Pg. No.	Low $\alpha$	High $\alpha$	Pg. No.						
Wing-Canard				221		91	40	0	-10	40	0	0
				222		91						1.0
				223		91						1.5
				224		91						2.0
				217		92	40	0	-5	40	0	0
				218		92						1.0
				219		92						1.5
				220		92						2.0
				209		93	40	0	0	40	0	0
				210		93						1.0
				211		93						1.5
				212		93						2.0
				205		94	40	0	5	40	0	0
				206		94						1.0
				207		94						1.5
				208		94						2.0
				197		95	40	0	10	40	0	0
				198		95						1.0
				199		95						1.5
				200		95						2.0
	79	389	96			0	20	-20	0	20	0	
	80	390	96								.1	
	81	391	97								.2	
	76	386	98			0	20	-15	0	20	0	
	77	387	98								.1	
	78	388	99								.2	



TABLE 2.- Continued.

Configuration	Run No.						$\delta_f, \delta_N,$ deg	$\delta_{LE},$ deg	$i_c,$ deg	$\delta_{f_c},$ deg	$\delta_{LE_c},$ deg	$C_T$
	High Twist			Low Twist								
	Low $\alpha$	High $\alpha$	Pg. No.	Low $\alpha$	High $\alpha$	Pg. No.						
Wing-Canard	82	383	100				0	20	-10	0	20	0
	83	384	100									.1
	84	385	101									.2
	85	380	102				0	20	- 5	0	20	0
	86	381	102									.1
	87	382	103									.2
	88	377	104				0	20	0	0	20	0
	89	378	104									.1
	90	379	105									.2
	94	392	106				10	20	- 5	0	0	0
	95	393	106									.1
	96	394	107									.2
	67	368	108				10	20	-10	0	20	0
	68	369	108									.1
	69	370	109									.2
	91	371	110				10	20	- 5	0	20	0
	92	372	110									.1
	93	373	111									.2
	70	374	112				10	20	0	0	20	0
	71	375	112									.1
	72	376	113									.2
	73		114				10	20	- 5	10	20	0
	74		114									.1
	75		114									.2

ORIGINAL PAGE IS  
OF POOR QUALITY

TABLE 2.- Continued.

Configuration	Run No.						$\delta_f, \delta_N$ deg	$\delta_{LE}$ deg	$i_c$ deg	$\delta_{f_c}$ deg	$\delta_{LE_c}$ deg	$C_T$
	High Twist			Low Twist								
	Low $\alpha$	High $\alpha$	Pg. No.	Low $\alpha$	High $\alpha$	Pg. No.						
Wing-Canard	97	365	115				20	20	-10	0	0	0
	98	366	115									.1
	99	367	116									.2
		362	117				20	20	-5	0	0	0
		363	117									.1
		364	117									.2
	42	359	118				20	20	0	0	0	0
	43	360	118									.1
	44	361	119									.2
	100	356	120				20	20	10	0	0	0
	101	357	120									.1
	102	358	121									.2
	55	342	122				20	20	-20	20	20	0
	56	343	122									.1
	57	344	122									.2
	52	339	123				20	20	-15	20	20	0
	53	340	123									.1
	54	341	124									.2
	49	336	125				20	20	-10	20	20	0
	50	337	125									.1
	51	338	126									.2
		333	127				20	20	-5	20	20	0
		334	127									.1
	335	127									.2	

TABLE 2.- Continued.

Configuration	Run No.						$\delta_f, \delta_N,$ deg	$\delta_{LE},$ deg	$i_c,$ deg	$\delta f_c,$ deg	$\delta LE_c,$ deg	$C_T$	
	High Twist			Low Twist									
	Low $\alpha$	High $\alpha$	Pg. No.	Low $\alpha$	High $\alpha$	Pg. No.							
Wing-Canard	45	330	128				20	20	0	20	20	0	
	46	331	128									.1	
	48	332	129									.2	
	61	345	130				20	20	5	20	20	0	
	62	346	130									.1	
	63	347	130									.2	
		348	131										
		349	131										
	58	350	132				20	20	10	20	20	0	
	59	351	132									.1	
	60	352	132									.2	
		354	133									1.0	
		355	133									2.0	
	Wing-Canard/ Strake	9	325	134	260		136	0	0	0	0	0	0
		10	326	134	261		136						.1
11		327	135	262		137						.2	
19		328	135	263		137						1.0	
20		329	135	264		137						2.0	
28		403	138	250		139	10	0	0	0	0	0	
29		404	138	251		139						.1	
30		405	139	252		140						.2	
				253		140						1.0	
				254		140						2.0	

ORIGINAL PAGE IS  
OF POOR QUALITY

TABLE 2.- Concluded.

Configuration	Run No.						$\delta_F, \delta_N,$ deg	$\delta_{I.E.},$ deg	$i_c,$ deg	$\delta f_c,$ deg	$\delta LE_c,$ deg	$C_T$
	High Twist			Low Twist								
	Low $\alpha$	High $\alpha$	Pg. No.	Low $\alpha$	High $\alpha$	Pg. No.						
Wing-Canard/ Strake	31	406	141	177		142	20	0	0	0	0	0
	32	408	141	178		142						.1
			142	179		143						.2
				180		143						1.0
				181		143						2.0
Wing-Canard/ Strake/Tip Extension	14		144			0	0	0	0	0	0	
	15		144									.1
	16		144									.2
	17		145									1.0
	18		145									2.0
Effect of Dynamic Pressure Wing-Canard				287		146	20	0	0	20	0	.2
				288		146						
				289		146						
				290		147						
				291		147						

TABLE 3.- TABULATED LONGITUDINAL AERODYNAMIC DATA

TEST = 104  
RUN = 122

PT	ALPHA	Q	CL	CD	CM	CT	CLE	CDE	CNE
2430	-2.02	60.30	-.2040	.0517	.1270	0.0000	-.2040	.0517	.1270
2439	-.04	60.47	-.0049	.0434	.0633	0.0000	-.0049	.0434	.0633
2440	2.09	60.19	.0515	.0397	-.0081	0.0000	.0515	.0397	-.0081
2441	3.93	60.70	.1610	.0414	-.0647	0.0000	.1610	.0414	-.0647
2442	7.90	60.11	.2036	.0401	-.1230	0.0000	.2036	.0401	-.1230
2443	7.95	60.12	.4010	.0340	-.1019	0.0000	.4010	.0340	-.1019
2444	10.09	60.20	.5126	.0677	-.2201	0.0000	.5126	.0677	-.2201
2445	12.00	60.06	.6315	.0912	-.2655	0.0000	.6315	.0912	-.2655
2446	13.95	60.13	.7799	.1303	-.2919	0.0000	.7799	.1303	-.2919
2447	16.04	60.10	.8611	.1963	-.3464	0.0000	.8611	.1963	-.3464
2448	18.00	59.96	.9651	.2543	-.3091	0.0000	.9651	.2543	-.3091
2449	19.94	60.00	1.0521	.3174	-.4167	0.0000	1.0521	.3174	-.4167
2450	21.99	59.05	1.1365	.3900	-.4340	0.0000	1.1365	.3900	-.4340
2451	24.00	59.04	1.2219	.4695	-.4762	0.0000	1.2219	.4695	-.4762
2452	26.02	59.02	1.3004	.5495	-.5169	0.0000	1.3004	.5495	-.5169

TEST = 104  
RUN = 429

PT	ALPHA	Q	CL	CD	CM	CT	CLE	CDE	CNE
5010	12.90	59.00	.6990	.1293	-.2930	0.0000	.6990	.1293	-.2930
5011	14.00	59.92	.7611	.1530	-.3100	0.0000	.7611	.1530	-.3100
5012	15.01	59.70	.8779	.2070	-.3667	0.0000	.8779	.2070	-.3667
5013	17.97	59.71	.9049	.2674	-.4033	0.0000	.9049	.2674	-.4033
5014	19.91	59.71	1.0709	.3296	-.4276	0.0000	1.0709	.3296	-.4276
5015	21.86	59.90	1.1521	.3990	-.4534	0.0000	1.1521	.3990	-.4534
5016	23.89	59.08	1.2333	.4759	-.4060	0.0000	1.2333	.4759	-.4060
5017	25.99	60.05	1.3044	.5565	-.5153	0.0000	1.3044	.5565	-.5153
5018	27.94	60.03	1.3667	.6397	-.5490	0.0000	1.3667	.6397	-.5490
5019	30.00	59.03	1.4206	.7324	-.5806	0.0000	1.4206	.7324	-.5806
5020	31.93	59.99	1.4406	.8052	-.6010	0.0000	1.4406	.8052	-.6010
5021	33.90	60.04	1.4367	.8770	-.6060	0.0000	1.4367	.8770	-.6060
5022	35.96	60.04	1.4495	.9509	-.6217	0.0000	1.4495	.9509	-.6217

TEST = 104  
RUN = 123

PT	ALPHA	Q	CL	CD	CM	CT	CLE	CDE	CNE
2453	-1.91	60.52	-.2203	-.0430	.1342	.1025	-.2169	.0994	.1347
2454	-.01	59.79	-.0766	-.0549	.0603	.1039	-.0766	.0490	.0603
2455	1.92	59.99	.0536	-.0592	-.0069	.1037	.0502	.0444	-.0075
2456	4.00	59.97	.1775	-.0574	-.0092	.1039	.1703	.0463	-.0703
2457	5.99	59.93	.2971	-.0509	-.1270	.1041	.2063	.0531	-.1294
2458	8.10	59.93	.4262	-.0401	-.1052	.1042	.4113	.0631	-.1074
2459	9.93	60.03	.5327	-.0204	-.2201	.1040	.5197	.0740	-.2300
2460	11.90	59.07	.6447	-.0035	-.2654	.1044	.6231	.0907	-.2686
2461	14.00	59.76	.7762	.0482	-.3075	.1045	.7500	.1496	-.3113
2462	16.06	60.12	.9041	.1000	-.3901	.1037	.8754	.2077	-.3624
2463	18.04	60.09	1.0236	.1720	-.4005	.1038	.9914	.2714	-.4133
2464	20.04	60.14	1.1320	.2432	-.4447	.1035	1.0960	.3404	-.4500
2465	22.09	59.79	1.2202	.3171	-.4753	.1041	1.1811	.4135	-.4811
2466	24.11	59.04	1.3214	.4017	-.5102	.1039	1.2709	.4965	-.5246
2467	26.14	60.14	1.4119	.4922	-.5557	.1034	1.3663	.5850	-.5726

TEST = 104  
RUN = 430

PT	ALPHA	Q	CL	CD	CM	CT	CLE	CDE	CNE
5023	12.92	59.96	.7296	.0336	-.2900	.1011	.7070	.1321	-.3022
5024	14.05	59.95	.7901	.0624	-.3211	.1013	.7735	.1607	-.3240
5025	15.97	59.82	.9236	.1170	-.3731	.1010	.8954	.2149	-.3773
5026	18.03	59.71	1.0409	.1840	-.4494	.1021	1.0173	.2810	-.4422
5027	20.07	60.04	1.1474	.2531	-.4510	.1017	1.1125	.3406	-.4562
5028	22.00	60.19	1.2355	.3247	-.4056	.1014	1.1979	.4107	-.4913
5029	23.95	60.12	1.3192	.4014	-.5160	.1014	1.2790	.4941	-.5229
5030	25.96	60.07	1.4060	.4900	-.5593	.1016	1.3674	.5811	-.5659
5031	27.90	60.03	1.4803	.5824	-.6024	.1013	1.4409	.6719	-.6095
5032	29.95	60.00	1.5703	.6875	-.6597	.1013	1.5197	.7753	-.6673

TEST = 184  
 RUN = 124

TABLE 3. - Continued.

PT	ALPHA	Q	CL	CD	CH	CT	CLE	CDE	CHE
2468	-2.02	60.34	-.2095	-.1407	.1215	.2029	-.2023	.0621	.1225
2469	.05	60.29	-.0629	-.1514	.0432	.2031	-.0631	.0517	.0432
2470	2.04	60.30	.0630	-.1541	-.0200	.2030	.0557	.0487	-.0210
2471	4.02	60.11	.1934	-.1526	-.0835	.2037	.1792	.0506	-.0857
2472	5.99	60.04	.3267	-.1455	-.1422	.2039	.3054	.0573	-.1454
2473	8.03	60.17	.4468	-.1336	-.1961	.2035	.4183	.0679	-.2003
2474	10.01	60.12	.5710	-.1191	-.2448	.2035	.5356	.0813	-.2501
2475	11.99	60.08	.6870	-.0921	-.2823	.2037	.6446	.1071	-.2886
2476	13.96	60.04	.8000	-.0467	-.3173	.2039	.7508	.1512	-.3246
2477	16.07	60.30	.9474	.0210	-.3757	.2025	.8913	.2155	-.3841
2478	18.10	60.03	1.0832	.0910	-.4315	.2034	1.0200	.2844	-.4410
2479	20.15	59.97	1.1935	.1640	-.4626	.2036	1.1234	.3552	-.4731
2480	22.11	59.92	1.2729	.2330	-.4897	.2039	1.1963	.4215	-.5012
2481	24.10	59.78	1.3750	.3174	-.5342	.2038	1.2918	.5034	-.5467
2482	26.10	59.85	1.4726	.4111	-.5826	.2035	1.3831	.5938	-.5960

TEST = 184  
 RUN = 431

PT	ALPHA	Q	CL	CD	CH	CT	CLE	CDE	CHE
5833	12.95	59.91	.7610	-.0651	-.2993	.2023	.7156	.1321	-.3061
5834	14.05	59.91	.8237	-.0359	-.3213	.2018	.7748	.1598	-.3286
5835	16.03	59.73	.9629	.0228	-.3763	.2024	.9070	.2173	-.3846
5836	17.95	59.83	1.0924	.0899	-.4247	.2018	1.0302	.2819	-.4340
5837	20.01	60.19	1.1869	.1591	-.4543	.2006	1.1183	.3476	-.4646
5838	21.92	60.26	1.2793	.2315	-.4846	.2002	1.2046	.4173	-.4958
5839	24.00	60.26	1.3776	.3173	-.5223	.2000	1.2962	.5000	-.5345
5840	26.00	59.79	1.4753	.4091	-.5697	.2017	1.3869	.5903	-.5829
5841	28.02	60.10	1.5616	.5085	-.6195	.2004	1.4674	.6854	-.6337
5842	30.05	60.07	1.6420	.6121	-.6686	.2004	1.5416	.7856	-.6836

TEST = 184  
 RUN = 161

PT	ALPHA	Q	CL	CD	CH	CT	CLE	CDE	CHE
2202	-2.14	60.04	-.1190	.0307	.0402	0.0000	-.1190	.0307	.0402
2203	-.01	60.03	.0207	.0283	-.0340	0.0000	.0207	.0283	-.0340
2204	1.98	60.04	.1305	.0317	-.0892	0.0000	.1305	.0317	-.0892
2205	4.00	60.03	.2409	.0403	-.1402	0.0000	.2409	.0403	-.1402
2206	5.94	60.03	.3562	.0528	-.1941	0.0000	.3562	.0528	-.1941
2207	8.04	59.94	.4794	.0692	-.2524	0.0000	.4794	.0692	-.2524
2208	9.99	59.95	.6059	.0947	-.3086	0.0000	.6059	.0947	-.3086
2209	11.97	59.95	.7215	.1314	-.3548	0.0000	.7215	.1314	-.3548
2210	13.97	59.95	.8356	.1827	-.3935	0.0000	.8356	.1827	-.3935
2211	15.89	59.94	.9495	.2399	-.4362	0.0000	.9495	.2399	-.4362
2212	17.95	59.90	1.0432	.3008	-.4683	0.0000	1.0432	.3008	-.4683
2213	20.09	59.87	1.1370	.3729	-.4983	0.0000	1.1370	.3729	-.4983
2214	22.07	59.95	1.2215	.4469	-.5291	0.0000	1.2215	.4469	-.5291
2215	23.97	59.85	1.2954	.5224	-.5594	0.0000	1.2954	.5224	-.5594
2216	25.94	60.00	1.3612	.6009	-.5862	0.0000	1.3612	.6009	-.5862

ORIGINAL PAGE IS  
OF POOR QUALITY

TABLE 3.- Continued.

TEST = 184  
RUN = 162

PT	ALPHA	Q	CL	CD	CH	CT	CLE	CDE	CHE
2217	-1.97	60.03	-.1081	-.0624	.0314	.1042	-.1045	.0417	.0319
2218	-.07	60.03	.0145	-.0658	-.0318	.1044	.0147	.0387	-.0318
2219	1.95	60.02	.1355	-.0625	-.0905	.1045	.1320	.0419	-.0910
2220	3.98	59.99	.2437	-.0548	-.1376	.1045	.2366	.0495	-.1386
2221	5.98	59.88	.3705	-.0436	-.1952	.1049	.3596	.0607	-.1969
2222	7.94	59.95	.4951	-.0248	-.2472	.1050	.6806	.0792	-.2494
2223	10.04	60.04	.6280	.0028	-.3094	.1047	.6098	.1059	-.3122
2224	11.94	60.05	.7484	.0399	-.3570	.1047	.7268	.1423	-.3602
2225	14.08	60.05	.8870	.0989	-.4061	.1048	.8616	.2005	-.4099
2226	16.20	60.01	1.0086	.1619	-.4507	.1049	.9793	.2626	-.4551
2227	18.10	59.99	1.1057	.2230	-.4869	.1048	1.0733	.3224	-.4918
2228	19.90	60.00	1.1875	.2842	-.5143	.1046	1.1519	.3825	-.5197
2229	22.18	59.99	1.2986	.3741	-.5600	.1047	1.2591	.4710	-.5659
2230	24.05	59.91	1.3763	.4503	-.5950	.1046	1.3337	.5458	-.6014
2231	26.02	59.72	1.4730	.5458	-.6390	.1051	1.4269	.6402	-.6459

TEST = 184  
RUN = 163

PT	ALPHA	Q	CL	CD	CH	CT	CLE	CDE	CHE
2232	-2.16	59.99	-.1146	-.1549	.0251	.2034	-.1069	.0484	.0263
2233	-.01	59.99	.0244	-.1580	-.0451	.2031	.0245	.0451	-.0451
2234	1.97	59.91	.1475	-.1550	-.1010	.2036	.1405	.0485	-.1028
2235	3.90	59.82	.2683	-.1475	-.1952	.2039	.2545	.0560	-.1573
2236	6.03	59.80	.4035	-.1341	-.2128	.2039	.3821	.0686	-.2160
2237	8.18	59.74	.5342	-.1126	-.2679	.2040	.5052	.0893	-.2723
2238	9.96	59.88	.6547	-.0874	-.3243	.2036	.6195	.1132	-.3296
2239	11.92	60.42	.8020	-.0425	-.3820	.2017	.7693	.1549	-.3883
2240	13.92	60.12	.9116	.0092	-.4175	.2028	.8628	.2060	-.4248
2241	16.05	60.12	1.0381	.0730	-.4638	.2025	.9821	.2676	-.4722
2242	17.95	60.12	1.1413	.1358	-.5036	.2023	1.0790	.3283	-.5130
2243	20.04	59.98	1.2500	.2115	-.5369	.2026	1.1806	.4018	-.5492
2244	22.11	59.95	1.3485	.2918	-.5762	.2027	1.2722	.4795	-.5876
2245	24.03	59.78	1.4313	.3728	-.6114	.2030	1.3486	.5582	-.6238
2246	25.93	59.87	1.5230	.4645	-.6565	.2027	1.4344	.6469	-.6698

TEST = 184  
RUN = 125

TABLE 3. - Continued.

PT	ALPHA	Q	CL	CD	CH	CT	CLE	CDE	CHE
2485	-2.07	60.43	-.0206	.0532	-.0499	0.0000	-.0206	.0532	-.0499
2486	-.08	60.40	.1102	.0497	-.1206	0.0000	.1102	.0497	-.1206
2487	1.74	60.38	.2239	.0519	-.1765	0.0000	.2239	.0519	-.1765
2488	3.87	60.17	.3411	.0537	-.2370	0.0000	.3411	.0537	-.2370
2489	5.87	60.40	.4526	.0604	-.2872	0.0000	.4526	.0604	-.2872
2490	7.95	60.08	.5715	.0711	-.3433	0.0000	.5715	.0711	-.3433
2491	10.05	60.19	.6832	.0903	-.3871	0.0000	.6832	.0903	-.3871
2492	12.03	60.11	.7880	.1245	-.4180	0.0000	.7880	.1245	-.4180
2493	14.12	60.21	.8991	.1812	-.4472	0.0000	.8991	.1812	-.4472
2494	16.19	60.11	1.0211	.2480	-.4903	0.0000	1.0211	.2480	-.4903
2495	18.10	60.04	1.1175	.3104	-.5243	0.0000	1.1175	.3104	-.5243
2496	20.07	60.01	1.1957	.3779	-.5553	0.0000	1.1957	.3779	-.5553
2497	22.04	59.79	1.2613	.4492	-.5675	0.0000	1.2613	.4492	-.5675
2498	24.03	59.82	1.3440	.5317	-.6057	0.0000	1.3440	.5317	-.6057
2499	26.04	59.70	1.4255	.6214	-.6551	0.0000	1.4255	.6214	-.6551

TEST = 184  
RUN = 432

PT	ALPHA	Q	CL	CD	CH	CT	CLE	CDE	CHE
5845	12.46	60.12	.6210	.1475	-.4399	0.0000	.0210	.1475	-.4399
5846	14.07	59.99	.9124	.1937	-.4664	0.0000	.9124	.1937	-.4664
5847	15.97	59.91	1.0147	.2487	-.5026	0.0000	1.0147	.2487	-.5026
5848	18.12	60.37	1.1126	.3166	-.5269	0.0000	1.1126	.3166	-.5269
5849	20.10	60.17	1.1922	.3838	-.5467	0.0000	1.1922	.3838	-.5467
5850	22.13	60.19	1.2762	.4619	-.5807	0.0000	1.2762	.4619	-.5807
5851	23.98	60.29	1.3427	.5366	-.6099	0.0000	1.3427	.5366	-.6099
5852	26.09	59.98	1.4242	.6287	-.6565	0.0000	1.4242	.6287	-.6565
5853	12.45	60.15	.9069	.0756	-.4954	.1014	.8681	.1694	-.4797

TEST = 184  
RUN = 126

PT	ALPHA	Q	CL	CD	CH	CT	CLE	CDE	CHE
2500	-2.05	60.46	.0099	-.0408	-.0867	.1053	-.0047	.0635	-.0666
2501	-.06	60.42	.1594	-.0437	-.1620	.1057	.1412	.0604	-.1424
2502	1.98	60.46	.2907	-.0418	-.2284	.1056	.2688	.0616	-.2093
2503	3.93	60.04	.4038	-.0369	-.2839	.1065	.3782	.0664	-.2652
2504	5.90	59.76	.5186	-.0296	-.3360	.1070	.4893	.0733	-.3197
2505	7.94	59.90	.6377	-.0163	-.3907	.1069	.6048	.0854	-.3730
2506	9.98	59.93	.7563	.0058	-.4385	.1068	.7198	.1062	-.4214
2507	11.97	59.83	.8622	.0415	-.4708	.1070	.8222	.1407	-.4541
2508	14.00	59.91	.9403	.1056	-.5105	.1068	.9469	.2032	-.4944
2509	16.03	59.98	1.1114	.1740	-.5593	.1067	1.0645	.2699	-.5437
2510	18.10	60.04	1.2304	.2460	-.6042	.1064	1.1803	.3410	-.5891
2511	20.11	59.86	1.3123	.3184	-.6285	.1066	1.2988	.4106	-.6139
2512	22.07	60.04	1.3943	.4002	-.6597	.1062	1.3379	.4902	-.6457
2513	24.16	59.96	1.4875	.4932	-.7083	.1064	1.4278	.5813	-.6940

TEST = 184  
RUN = 433

PT	ALPHA	Q	CL	CD	CH	CT	CLE	CDE	CHE
5854	12.46	60.16	.9093	.0742	-.4949	.1022	.8703	.1686	-.4791
5855	14.11	60.01	1.0027	.1227	-.5274	.1023	.9609	.2161	-.5120
5856	16.04	59.91	1.1379	.1858	-.5736	.1024	1.0830	.2778	-.5587
5857	18.10	60.24	1.2264	.2555	-.6013	.1019	1.1784	.3454	-.5869
5858	20.10	60.24	1.3085	.3265	-.6292	.1018	1.2975	.4146	-.6192
5859	22.15	60.30	1.3872	.4059	-.6606	.1016	1.3330	.4921	-.6472
5860	24.24	60.03	1.4792	.4998	-.7047	.1022	1.4217	.5843	-.6917



ORIGINAL PAGE  
OF POOR QUALITY

TABLE 3. - Continued.

TEST = 184  
RUN = 127

PT	ALPHA	Q	CL	CD	CM	CT	CLE	CDE	CME
2514	-2.05	60.10	.0521	-.1338	-.1281	.2035	.0240	.0677	-.0893
2515	-.08	60.12	.1870	-.1341	-.1951	.2034	.1519	.0663	-.1572
2516	1.97	60.04	.3224	-.1300	-.2635	.2038	.2802	.0693	-.2266
2517	3.95	59.96	.4480	-.1251	-.3238	.2040	.3988	.0729	-.2879
2518	6.02	60.03	.5816	-.1157	-.3854	.2037	.5254	.0801	-.3506
2519	7.94	60.05	.6964	-.1008	-.4347	.2036	.6337	.0929	-.4010
2520	9.98	59.99	.8197	-.0763	-.4849	.2040	.7500	.1154	-.4521
2521	11.96	60.01	.9228	-.0379	-.5145	.2038	.8466	.1511	-.4828
2522	13.99	59.92	1.0585	.0298	-.5591	.2040	.9756	.2161	-.5283
2523	16.02	59.96	1.1807	.1007	-.6069	.2035	1.0914	.2836	-.5772
2524	18.16	60.07	1.3063	.1796	-.6529	.2031	1.2105	.3586	-.6242
2525	20.11	59.79	1.3925	.2524	-.6754	.2037	1.2903	.4286	-.6476
2526	22.04	59.92	1.4723	.3339	-.7097	.2033	1.3644	.5062	-.6828

TEST = 184  
RUN = 434

PT	ALPHA	Q	CL	CD	CM	CT	CLE	CDE	CME
5861	12.46	60.10	.9632	-.0113	-.5325	.1991	.8871	.1727	-.5017
5862	14.05	60.09	1.0634	.0393	-.5658	.1995	.9821	.2215	-.5357
5863	16.09	59.93	1.1872	.1065	-.6101	.2002	1.0992	.2863	-.5809
5864	18.18	59.91	1.2909	.1804	-.6390	.2000	1.1964	.3567	-.6108
5865	20.21	59.98	1.3768	.2557	-.6673	.1995	1.2764	.4281	-.6401
5866	22.03	59.98	1.4680	.3337	-.7044	.1996	1.3621	.5029	-.6780

TEST = 184  
RUN = 164

PT	ALPHA	Q	CL	CD	CM	CT	CLE	CDE	CME
2249	-2.01	59.94	.0711	.0319	-.1398	0.0000	.0711	.0319	-.1398
2250	.04	59.79	.1941	.0366	-.2013	0.0000	.1941	.0366	-.2013
2251	1.99	59.81	.3094	.0444	-.2561	0.0000	.3094	.0444	-.2561
2252	3.88	59.99	.4161	.0504	-.3027	0.0000	.4161	.0504	-.3027
2253	5.96	60.04	.5180	.0601	-.3484	0.0000	.5180	.0601	-.3484
2254	7.96	60.04	.6463	.0813	-.4058	0.0000	.6463	.0813	-.4058
2255	10.03	60.04	.7699	.1141	-.4600	0.0000	.7699	.1141	-.4600
2256	11.96	60.04	.8648	.1552	-.4873	0.0000	.8648	.1552	-.4873
2257	13.94	60.04	.9670	.2103	-.5155	0.0000	.9670	.2103	-.5155
2258	15.98	60.03	1.0679	.2714	-.5456	0.0000	1.0679	.2714	-.5456
2259	18.01	60.00	1.1503	.3338	-.5682	0.0000	1.1503	.3338	-.5682
2260	20.01	59.99	1.2373	.4054	-.5958	0.0000	1.2373	.4054	-.5958
2261	22.03	59.79	1.3257	.4862	-.6295	0.0000	1.3257	.4862	-.6295
2262	24.18	59.77	1.4134	.5776	-.6770	0.0000	1.4134	.5776	-.6770

TABLE 3. - Continued.

TEST = 184  
RUN = 165

PT	ALPHA	Q	CL	CO	CH	CT	CLE	CDE	CHE
2263	-2.04	59.82	.1018	-.0651	-.1687	.1052	.0872	.0391	-.1486
2264	-.06	59.87	.2298	-.0596	-.2338	.1053	.2116	.0441	-.2143
2265	1.93	59.95	.3500	-.0520	-.2883	.1052	.3282	.0510	-.2693
2266	4.13	59.91	.4756	-.0421	-.3415	.1053	.4499	.0599	-.3230
2267	6.16	59.94	.5960	-.0289	-.3957	.1053	.5667	.0723	-.3778
2268	7.90	60.04	.7083	-.0080	-.4488	.1051	.6760	.0920	-.4314
2269	10.04	60.04	.8361	.0299	-.5037	.1051	.8001	.1286	-.4868
2270	11.99	60.04	.9513	.0781	-.5393	.1051	.9119	.1756	-.5229
2271	14.01	60.03	1.0528	.1369	-.5708	.1051	1.0101	.2330	-.5550
2272	16.02	60.04	1.1659	.2037	-.6116	.1050	1.1199	.2980	-.5963
2273	17.99	60.12	1.2551	.2698	-.6396	.1048	1.2059	.3623	-.6248
2274	20.01	60.12	1.3542	.3473	-.6762	.1047	1.3019	.4380	-.6619
2275	22.00	59.82	1.4484	.4322	-.7163	.1050	1.3927	.5213	-.7024

TEST = 184  
RUN = 166

PT	ALPHA	Q	CL	CO	CH	CT	CLE	CDE	CHE
2276	-2.02	60.15	.1301	-.1557	-.2045	.2025	.1020	.0448	-.1658
2277	.03	60.40	.2674	-.1482	-.2696	.2013	.2323	.0500	-.2322
2278	1.91	60.33	.3884	-.1407	-.3235	.2016	.3468	.0566	-.2871
2279	3.92	60.12	.5051	-.1311	-.3744	.2021	.4565	.0650	-.3389
2280	6.11	60.10	.6304	-.1166	-.4298	.2024	.5743	.0778	-.3953
2281	7.96	59.99	.7530	-.0930	-.4862	.2027	.6905	.0998	-.4526
2282	10.13	59.97	.8967	-.0499	-.5439	.2027	.8269	.1404	-.5115
2283	11.90	59.96	1.0012	-.0043	-.5759	.2027	.9256	.1838	-.5443
2284	13.96	59.91	1.1140	.0596	-.6100	.2025	1.0318	.2446	-.5794
2285	16.01	59.92	1.2424	.1319	-.6568	.2026	1.1536	.3139	-.6272
2286	17.95	59.90	1.3213	.1964	-.6826	.2024	1.2264	.3752	-.6539
2287	20.06	59.87	1.4193	.2769	-.7195	.2023	1.3179	.4520	-.6919

TABLE 3. - Continued.

TEST = 184  
RUN = 128

PT	ALPHA	Q	CL	CD	CH	CT	CLE	CDE	CNE
2529	-2.12	60.16	.1231	.0621	-.1853	0.0000	.1231	.0621	-.1853
2530	-.05	60.18	.2475	.0609	-.2479	0.0000	.2475	.0609	-.2479
2531	1.97	60.21	.3842	.0610	-.3119	0.0000	.3842	.0610	-.3119
2532	4.02	60.20	.4744	.0655	-.3619	0.0000	.4744	.0655	-.3619
2533	6.01	60.06	.5755	.0747	-.4076	0.0000	.5755	.0747	-.4076
2534	7.98	60.23	.7010	.0890	-.4645	0.0000	.7010	.0890	-.4645
2535	9.97	60.18	.8058	.1125	-.5063	0.0000	.8058	.1125	-.5063
2536	11.99	60.04	.9084	.1529	-.5344	0.0000	.9084	.1529	-.5344
2537	14.13	59.99	1.0264	.2174	-.5701	0.0000	1.0264	.2174	-.5701
2538	16.07	60.04	1.1357	.2837	-.6078	0.0000	1.1357	.2837	-.6078
2539	18.04	59.99	1.2263	.3505	-.6356	0.0000	1.2263	.3505	-.6356
2540	20.10	59.95	1.2975	.4233	-.6476	0.0000	1.2975	.4233	-.6476
2541	22.20	59.82	1.3637	.5037	-.6670	0.0000	1.3637	.5037	-.6670

TEST = 184  
RUN = 435

PT	ALPHA	Q	CL	CD	CH	CT	CLE	CDE	CNE
5869	12.41	60.20	.9511	.1735	-.5637	0.0000	.9511	.1735	-.5637
5870	13.99	59.96	1.0414	.2217	-.5930	0.0000	1.0414	.2217	-.5930
5871	16.24	60.04	1.1512	.2910	-.6233	0.0000	1.1512	.2910	-.6233
5872	18.01	59.99	1.2202	.3492	-.6358	0.0000	1.2202	.3492	-.6358
5873	20.11	60.00	1.2970	.4238	-.6555	0.0000	1.2970	.4238	-.6555
5874	22.22	60.33	1.3647	.5047	-.6765	0.0000	1.3647	.5047	-.6765

TEST = 184  
RUN = 129

PT	ALPHA	Q	CL	CD	CH	CT	CLE	CDE	CNE
2542	-2.05	60.13	.2216	-.0272	-.2806	-.1061	.1889	.0737	-.2412
2543	-.07	60.00	.3459	-.0288	-.3506	.1064	.3097	.0712	-.3117
2544	1.95	59.91	.4712	-.0243	-.4127	.1067	.4313	.0746	-.3741
2545	3.95	59.92	.5881	-.0158	-.4679	.1061	.5450	.0812	-.4301
2546	5.92	59.80	.7074	-.0030	-.5213	.1059	.6611	.0922	-.4841
2547	7.91	59.90	.8287	.0185	-.5751	.1049	.7796	.1112	-.5387
2548	9.97	59.99	.9458	.0491	-.6270	.1043	.8937	.1395	-.5913
2549	11.99	59.94	1.0473	.0960	-.6521	.1040	.9922	.1842	-.6170
2550	13.99	59.87	1.1748	.1663	-.6931	.1036	1.1169	.2522	-.6585
2551	16.02	59.92	1.2859	.2400	-.7338	.1033	1.2251	.3236	-.6998
2552	18.20	59.87	1.3872	.3210	-.7671	.1034	1.3233	.4022	-.7336

TEST = 184  
RUN = 436

PT	ALPHA	Q	CL	CD	CH	CT	CLE	CDE	CNE
5875	12.37	59.99	1.1055	-.1214	-.6898	.1016	1.0912	.2071	-.6556
5876	14.06	59.76	1.2104	-.1786	-.7261	.1024	1.1530	.2634	-.6920
5877	16.09	60.06	1.3051	-.2474	-.7498	.1020	1.2450	.3298	-.7163

TABLE 3. - Continued.

TEST = 184  
RUN = 130

PT	ALPHA	Q	CL	CD	CH	CT	CLE	CDE	CME
2553	-2.00	60.39	.2833	-.1111	-.3484	.1972	.2224	.0764	-.2752
2554	-.02	60.22	.4167	-.1151	-.4187	.2028	.3474	.0755	-.3444
2555	1.96	60.12	.5513	-.1094	-.4654	.2025	.4756	.0784	-.4123
2556	3.94	59.96	.6892	-.0981	-.5402	.2028	.5869	.0873	-.4679
2557	5.93	60.03	.7879	-.0812	-.5942	.2025	.6994	.1009	-.5230
2558	7.93	60.25	.9059	-.0500	-.6483	.2010	.8114	.1203	-.5783
2559	10.02	60.17	1.0363	-.0230	-.7019	.2020	.9352	.1519	-.6328
2560	12.04	60.01	1.1456	.0288	-.7315	.2023	1.0383	.2003	-.6631
2561	14.13	60.01	1.2609	.1041	-.7660	.2021	1.1354	.2714	-.6995

TEST = 184  
RUN = 437

PT	ALPHA	Q	CL	CD	CH	CT	CLE	CDE	CME
5074	12.35	60.10	1.1868	.0435	-.7548	.1998	1.0800	.2123	-.6874
5079	14.06	59.96	1.2992	.1062	-.7945	.2001	1.1871	.2721	-.7278

TEST = 184  
RUN = 131

PT	ALPHA	Q	CL	CD	CH	CT	CLE	CDE	CME
2562	-2.07	29.78	.5318	-.8392	-.6392	1.0048	.2225	.1168	-.2663
2563	.00	30.22	.6969	-.8116	-.7085	.9894	.3593	.1181	-.3465
2564	2.06	30.28	.8389	-.7917	-.7628	.9867	.4683	.1220	-.4067
2565	4.03	30.28	.9900	-.7693	-.8212	.9865	.5883	.1315	-.4698
2566	6.01	30.26	1.1317	-.7417	-.8702	.9863	.6992	.1447	-.5235
2567	8.02	30.17	1.2929	-.7096	-.9339	.9889	.8282	.1634	-.5791
2568	10.05	30.12	1.4497	-.6601	-.9913	.9903	.9537	.1971	-.6325
2569	12.04	30.13	1.5917	-.5884	-1.0249	.9893	1.0669	.2502	-.6908
2570	14.05	30.03	1.7412	-.5011	-1.0618	.9920	1.1658	.3209	-.7312
2571	16.08	30.03	1.8812	-.4046	-1.1017	.9907	1.2977	.3960	-.7758
2572	18.13	30.03	1.9874	-.3103	-1.1201	.9907	1.3757	.4690	-.7985
2573	19.96	30.04	2.0828	-.2276	-1.1405	.9997	1.4408	.5306	-.8197
2574	21.99	30.05	2.1912	-.1125	-1.1706	.9979	1.5237	.6292	-.8624
2575	24.09	30.01	2.2894	.0053	-1.2190	.9989	1.5943	.7228	-.9064
2576	25.96	30.00	2.4024	.1316	-1.2753	.9985	1.6847	.8257	-.9663

TEST = 184  
RUN = 132

PT	ALPHA	Q	CL	CD	CH	CT	CLE	CDE	CME
2577	-2.00	19.73	.8268	-1.7928	-.9924	2.0212	.2023	.1295	-.2427
2578	.02	19.73	1.0296	-1.7649	-1.0652	2.0204	.3379	.1334	-.3259
2579	2.03	19.74	1.2150	-1.7338	-1.1259	2.0223	.4566	.1409	-.3958
2580	3.99	19.86	1.3905	-1.6902	-1.1721	2.0117	.5725	.1476	-.4553
2581	5.96	20.34	1.5480	-1.6076	-1.2059	1.9635	.6885	.1577	-.5155
2582	8.00	20.34	1.7407	-1.5576	-1.2606	1.9642	.8187	.1767	-.5793
2583	10.03	20.29	1.9286	-1.4922	-1.3135	1.9683	.9439	.2118	-.6400
2584	12.05	20.24	2.1235	-1.4056	-1.3601	1.9738	1.0762	.2675	-.6936
2585	14.05	20.24	2.2507	-1.2997	-1.3038	1.9712	1.1869	.3335	-.7269
2586	16.03	20.24	2.4575	-1.1878	-1.4156	1.9708	1.2982	.4060	-.7671
2587	17.93	20.23	2.5791	-1.0040	-1.4270	1.9708	1.3675	.4704	-.7864
2588	19.97	20.24	2.6937	-.9625	-1.4362	1.9681	1.4295	.5460	-.8045
2589	22.00	20.24	2.8583	-.8235	-1.4684	1.9677	1.5217	.6389	-.8448
2590	24.11	20.23	2.9561	-.6825	-1.5047	1.9659	1.5977	.7289	-.8897
2591	25.96	20.21	3.0742	-.5425	-1.5530	1.9663	1.6607	.8245	-.9445

ORIGINAL PAGE IS  
OF POOR QUALITY

TABLE 3. - Continued.

TEST = 184  
RUN = 167

PT	ALPHA	Q	CL	CD	CH	CT	CLE	CDE	CNE
2301	-2.07	60.09	.2552	.0541	-.3187	0.0000	.2552	.0541	-.3187
2302	.05	60.10	.3722	.0584	-.3772	0.0000	.3722	.0584	-.3772
2303	1.96	60.00	.4736	.0622	-.4207	0.0000	.4736	.0622	-.4207
2304	4.01	59.88	.5555	.0723	-.4439	0.0000	.5555	.0723	-.4439
2305	5.93	60.06	.6802	.0890	-.5115	0.0000	.6802	.0890	-.5115
2306	8.01	60.22	.8124	.1181	-.5730	0.0000	.8124	.1181	-.5730
2307	9.97	60.22	.9126	.1549	-.6062	0.0000	.9126	.1549	-.6062
2308	12.05	60.18	1.0060	.2050	-.6283	0.0000	1.0060	.2050	-.6283
2309	14.03	60.03	1.0909	.2657	-.6454	0.0000	1.0909	.2657	-.6454

TEST = 194  
RUN = 168

PT	ALPHA	Q	CL	CD	CH	CT	CLE	CDE	CNE
2313	-1.99	60.04	.3565	-.0460	-.4231	.1039	.3243	.0528	-.3845
2314	.02	60.02	.4770	-.0406	-.4807	.1040	.4414	.0571	-.4427
2315	2.02	59.99	.5577	-.0306	-.5021	.1042	.5186	.0660	-.4644
2316	3.94	59.94	.6635	-.0204	-.5389	.1043	.6211	.0749	-.5017
2317	6.11	59.94	.8080	.0042	-.6189	.1044	.7621	.0979	-.5822
2318	7.94	60.03	.9171	.0345	-.6655	.1043	.8682	.1267	-.6293
2319	10.11	60.00	1.0306	.0813	-.7032	.1043	.9783	.1716	-.6675
2320	12.01	59.97	1.1178	.1321	-.7209	.1043	1.0625	.2205	-.6857
2321	14.11	59.96	1.2219	.2023	-.7464	.1043	1.1633	.2887	-.7116
2322	15.98	60.43	1.3097	.2670	-.7749	.1033	1.2491	.3505	-.7409

TEST = 184  
RUN = 169

PT	ALPHA	Q	CL	CD	CH	CT	CLE	CDE	CNE
2323	-2.03	60.03	.4143	-.1356	-.4930	.2025	.3518	.0571	-.4179
2324	.01	59.97	.5420	-.1272	-.5547	.2027	.4726	.0632	-.4805
2325	2.19	59.77	.6436	-.1155	-.5779	.2033	.5668	.0727	-.5046
2326	4.16	59.79	.7465	-.0997	-.6171	.2031	.6633	.0856	-.5449
2327	5.96	60.01	.8747	-.0751	-.6867	.2022	.7862	.1067	-.6156
2328	8.06	60.06	1.0045	-.0379	-.7427	.2026	.9093	.1409	-.6724
2329	10.21	59.98	1.1123	.0122	-.7723	.2025	1.0104	.1872	-.7031
2330	11.99	59.99	1.2089	.0659	-.7958	.2022	1.1018	.2374	-.7275

TABLE 3. - Continued.

TEST = 184  
 RUN = 170

PT	ALPHA	Q	CL	CD	CH	CT	CLE	CDE	CHE
2332	-2.05	29.90	.6550	-.8585	-.7906	.9989	.3472	.0918	-.4199
2333	-.01	29.90	.8077	-.8383	-.8499	.9986	.4663	.1001	-.4844
2334	2.01	29.90	.9280	-.8195	-.8761	1.0020	.9525	.1094	-.5144
2335	4.02	29.91	1.0680	-.7934	-.9140	1.0004	.6608	.1203	-.5577
2336	6.23	30.33	1.2505	-.7407	-.9917	.9869	.8144	.1445	-.6453
2337	7.96	30.33	1.3829	-.6969	-1.0348	.9871	.9201	.1750	-.6923
2338	10.14	30.34	1.5388	-.6255	-1.0811	.9869	1.0432	.2279	-.7436
2339	12.02	30.28	1.6463	-.5609	-1.0940	.9882	1.1223	.2770	-.7602
2340	14.18	29.92	1.7704	-.4805	-1.1050	.9983	1.2096	.3454	-.7726
2341	15.95	29.92	1.8835	-.4014	-1.1347	.9988	1.2971	.4071	-.8059
2342	18.16	29.91	1.9922	-.3016	-1.1552	.9981	1.3755	.4832	-.8312
2343	20.05	29.92	2.1017	-.2032	-1.1906	.9975	1.4598	.5604	-.8707
2344	22.09	29.98	2.2119	-.0884	-1.2247	.9943	1.5453	.6495	-.9097
2345	24.21	30.07	2.3108	.0334	-1.2656	.9944	1.6174	.7462	-.9546
2346	25.98	30.10	2.3984	.1455	-1.3085	.9918	1.6853	.8348	-1.0016

TEST = 184  
 RUN = 171

PT	ALPHA	Q	CL	CD	CH	CT	CLE	CDE	CHE
2347	-2.03	20.07	.9229	-1.7790	-1.1432	1.9857	.3104	.1098	-.4065
2348	-.05	20.21	1.1339	-1.7421	-1.2072	1.9765	.4596	.1159	-.4836
2349	2.07	20.23	1.2772	-1.7043	-1.2262	1.9734	.5358	.1246	-.5139
2350	4.21	20.18	1.4630	-1.6693	-1.2652	1.9790	.6515	.1356	-.5611
2351	5.96	20.17	1.6062	-1.6281	-1.2991	1.9787	.7401	.1509	-.6034
2352	8.20	20.10	1.8599	-1.5556	-1.3777	1.9855	.9215	.1942	-.6899
2353	10.08	20.02	2.0264	-1.4871	-1.4191	1.9933	1.0272	.2377	-.7372
2354	12.18	19.90	2.1984	-1.4020	-1.4407	2.0040	1.1312	.2942	-.7645
2355	13.95	19.90	2.2992	-1.3203	-1.4328	2.0044	1.1799	.3475	-.7643
2356	15.96	19.93	2.4510	-1.2081	-1.4586	2.0003	1.2763	.4110	-.8001
2357	18.15	19.95	2.5914	-1.0830	-1.4769	1.9968	1.3580	.4865	-.8287
2358	20.13	19.98	2.7334	-.9574	-1.4990	1.9927	1.4491	.5662	-.8601
2359	21.95	20.01	2.8350	-.8442	-1.5180	1.9910	1.5042	.6367	-.8868
2360	24.06	20.00	2.9711	-.6990	-1.5540	1.9938	1.5845	.7337	-.9301
2361	26.09	19.97	3.0866	-.5537	-1.5907	1.9958	1.6488	.8306	-.9736

ORIGINAL PAGE IS  
OF POOR QUALITY

TABLE 3. - Continued.

TEST = 184  
RUN = 133

PT	ALPHA	Q	CL	CD	CH	CT	CLE	CDE	CHE
2594	-2.01	60.34	.1404	.0532	-.2039	0.0000	.1404	.0532	-.2039
2595	.01	60.35	.2659	.0532	-.2695	0.0000	.2659	.0532	-.2695
2596	1.99	60.16	.3728	.0567	-.3211	0.0000	.3728	.0567	-.3211
2597	3.95	60.03	.4790	.0637	-.3674	0.0000	.4790	.0637	-.3674
2598	5.95	59.92	.5777	.0742	-.4082	0.0000	.5777	.0742	-.4082
2599	7.77	60.01	.6971	.0905	-.4653	0.0000	.6971	.0905	-.4653
2600	10.01	59.97	.8236	.1191	-.5212	0.0000	.8236	.1191	-.5212
2601	11.98	60.03	.9251	.1607	-.5558	0.0000	.9251	.1607	-.5558
2602	14.12	60.13	1.0500	.2278	-.5914	0.0000	1.0500	.2278	-.5914
2603	16.09	60.10	1.1536	.2909	-.6271	0.0000	1.1536	.2909	-.6271
2604	18.16	60.02	1.2403	.3599	-.6488	0.0000	1.2403	.3599	-.6488
2605	20.08	60.30	1.3137	.4308	-.6614	0.0000	1.3137	.4308	-.6614
2606	22.16	60.38	1.3633	.5061	-.6737	0.0000	1.3633	.5061	-.6737
2607	24.11	59.96	1.4466	.5946	-.7142	0.0000	1.4466	.5946	-.7142

TEST = 184  
RUN = 438

PT	ALPHA	Q	CL	CD	CH	CT	CLE	CDE	CHE
5882	12.42	59.96	.9160	.1667	-.5431	0.0000	.9160	.1667	-.5431
5883	14.12	59.87	1.0100	.2169	-.5683	0.0000	1.0100	.2169	-.5683
5884	16.04	60.15	1.1117	.2779	-.6039	0.0000	1.1117	.2779	-.6039
5885	17.99	60.12	1.1979	.3455	-.6266	0.0000	1.1979	.3455	-.6266
5886	20.02	60.11	1.2797	.4201	-.6459	0.0000	1.2797	.4201	-.6459
5887	22.17	60.36	1.3569	.5039	-.6715	0.0000	1.3569	.5039	-.6715
5888	24.20	60.42	1.4377	.5943	-.7115	0.0000	1.4377	.5943	-.7115

TEST = 184  
RUN = 134

PT	ALPHA	Q	CL	CD	CH	CT	CLE	CDE	CHE
2608	-2.09	59.95	.2399	-.0366	-.2991	.1062	.2072	.0645	-.2596
2609	-.05	59.83	.3776	-.0349	-.3720	.1050	.3418	.0638	-.3335
2610	1.98	59.70	.4868	-.0265	-.4237	.1044	.4477	.0703	-.3860
2611	3.96	59.73	.6085	-.0161	-.4755	.1038	.5644	.0788	-.4386
2612	5.97	59.73	.7081	-.0002	-.5208	.1037	.6628	.0926	-.4845
2613	7.94	59.69	.8311	.0222	-.5777	.1028	.7629	.1130	-.5420
2614	9.96	59.75	.9547	.0571	-.6350	.1021	.9037	.1456	-.6001
2615	11.95	59.79	1.0651	.1066	-.6733	.1017	1.0113	.1928	-.6389
2616	13.96	59.96	1.2084	.1782	-.7159	.1066	1.1488	.2666	-.6804
2617	16.05	59.99	1.3039	.2474	-.7484	.1063	1.2414	.3334	-.7134

TEST = 184  
RUN = 439

PT	ALPHA	Q	CL	CD	CH	CT	CLE	CDE	CHE
5889	12.35	59.94	1.0858	.1160	-.6833	.1019	1.0312	.2020	-.6490
5890	14.19	59.84	1.1854	.1751	-.7090	.1024	1.1278	.2598	-.6749
5891	15.97	59.74	1.2866	.2389	-.7473	.1027	1.2262	.3220	-.7135

TEST = 184  
RUN = 135

TABLE 3. - Continued.

PT	ALPHA	Q	CL	CD	CH	CT	CLE	CDE	CME
2618	-2.11	60.11	.8151	-.1311	-.3736	.2062	.7917	.0652	-.2971
2619	-.11	60.08	.4348	-.1244	-.4352	.2047	.3691	.0681	-.3603
2620	1.93	59.87	.5562	-.1128	-.4914	.2036	.4802	.0761	-.4179
2621	3.94	60.03	.6653	-.0980	-.5399	.2022	.5833	.0868	-.4674
2622	5.90	60.02	.7928	-.0811	-.5942	.2011	.7049	.0998	-.5235
2623	7.93	60.09	.9083	-.0539	-.6489	.1996	.8148	.1225	-.5796
2624	9.93	59.96	1.0522	-.0171	-.7106	.2020	.9514	.1579	-.6415
2625	11.97	60.00	1.1663	.0380	-.7524	.2014	1.0597	.2089	-.6844
2626	13.97	59.81	1.2917	.1109	-.7938	.2017	1.1790	.2782	-.7266

TEST = 184  
RUN = 140

PT	ALPHA	Q	CL	CD	CH	CT	CLE	CDE	CME
5892	12.35	60.44	1.1645	.0383	-.7460	.1997	1.0577	.2070	-.6787
5893	14.10	60.05	1.2763	.1015	-.7800	.1994	1.1645	.2667	-.7135

TEST = 184  
RUN = 136

PT	ALPHA	Q	CL	CD	CH	CT	CLE	CDE	CME
2627	-2.07	30.14	.5581	-.8449	-.6626	.9956	.2516	.1024	-.2931
2628	.04	30.02	.7139	-.8297	-.7262	.9979	.3719	.1078	-.3611
2629	2.01	30.01	.8613	-.8087	-.7802	.9971	.4876	.1158	-.4202
2630	4.02	29.96	1.0063	-.7872	-.8308	1.0001	.5993	.1263	-.4746
2631	6.02	29.88	1.1455	-.7597	-.8774	1.0025	.7058	.1413	-.5250
2632	8.01	29.04	1.3079	-.7224	-.9423	1.0034	.8367	.1635	-.5943
2633	10.00	29.70	1.4811	-.6727	-1.0107	1.0081	.9771	.2003	-.6656
2634	12.01	29.72	1.6259	-.5964	-1.0485	1.0073	1.0921	.2578	-.7083
2635	14.05	29.71	1.7703	-.5098	-1.0898	1.0068	1.2066	.3244	-.7543
2636	16.06	29.72	1.8967	-.4149	-1.1150	1.0052	1.3050	.3977	-.7843
2637	18.03	29.72	2.0136	-.3195	-1.1338	1.0047	1.3946	.4718	-.8075
2638	20.11	29.97	2.1050	-.2113	-1.1544	.9957	1.4635	.5502	-.8351
2639	22.04	30.06	2.1971	-.1024	-1.1850	.9912	1.5333	.6337	-.8710
2640	23.99	30.05	2.2901	.0106	-1.2228	.9912	1.6017	.7237	-.9125
2641	25.94	30.05	2.3938	.1356	-1.2739	.9912	1.6815	.8249	-.9672

TEST = 184  
RUN = 441

PT	ALPHA	Q	CL	CD	CH	CT	CLE	CDE	CME
5894	12.42	29.98	1.6413	-.5854	-1.0529	.9983	1.1061	.2572	-.7166
5895	14.10	29.98	1.7507	-.5139	-1.0828	.9977	1.1993	.3123	-.7503
5896	16.14	30.03	1.8865	-.4187	-1.1122	.9961	1.2990	.3858	-.7847
5897	18.05	30.03	1.9918	-.3287	-1.1287	.9953	1.3783	.4551	-.8054
5898	20.16	30.03	2.0901	-.2225	-1.1461	.9940	1.4490	.5372	-.8275
5899	22.16	30.04	2.2027	-.1095	-1.1637	.9930	1.5362	.6266	-.8694
5900	24.07	30.04	2.2916	.0005	-1.2173	.9935	1.6005	.7143	-.9064
5901	26.02	30.05	2.3979	.1256	-1.2729	.9917	1.6843	.8142	-.9661
5902	27.99	30.05	2.5009	.2598	-1.3293	.9901	1.7652	.9224	-1.0265
5903	29.97	30.05	2.5751	.3875	-1.3738	.9893	1.8175	1.0238	-1.0746
5904	32.05	30.05	2.6148	.5112	-1.3932	.9881	1.8357	1.1188	-1.0977
5905	34.14	30.03	2.6570	.6438	-1.4304	.9888	1.8556	1.2231	-1.1380



TABLE 3. - Continued.

TEST = 184  
RUN = 137

PT	ALPHA	Q	CL	CD	CN	CT	CLE	CDE	CNE
2642	-2.00	20.06	.8444	-1.7786	-1.0136	1.9900	.2320	.1149	-.2751
2643	-.00	19.99	1.0416	-1.7550	-1.0776	1.9958	.3591	.1205	-.3472
2644	2.00	19.99	1.2234	-1.7188	-1.1284	1.9954	.4760	.1314	-.4079
2645	3.99	19.90	1.4025	-1.6836	-1.1777	1.9962	.5908	.1401	-.4664
2646	6.03	19.98	1.5828	-1.6369	-1.2250	1.9951	.7075	.1559	-.5238
2647	8.01	19.90	1.7592	-1.5925	-1.2706	2.0029	.8147	.1759	-.5759
2648	10.04	19.72	1.9817	-1.5338	-1.3451	2.0220	.9693	.2166	-.6532
2649	12.04	19.71	2.1557	-1.4432	-1.3828	2.0225	1.0820	.2712	-.6998
2650	13.99	19.70	2.3423	-1.3367	-1.4242	2.0222	1.2118	.3400	-.7500
2651	15.98	19.70	2.4983	-1.2276	-1.4506	2.0218	1.3104	.4085	-.7891
2652	18.05	19.70	2.6488	-1.1109	-1.4644	2.0269	1.3996	.4853	-.8060
2653	20.15	19.72	2.7642	-.9794	-1.4767	2.0212	1.4608	.5655	-.8288
2654	22.03	19.71	2.8856	-.8537	-1.5037	2.0205	1.5328	.6472	-.8635
2655	23.96	19.77	3.0036	-.7102	-1.5372	2.0139	1.6056	.7394	-.9065
2656	25.93	19.84	3.1360	-.5511	-1.5902	2.0060	1.6946	.8440	-.9693

TEST = 184  
RUN = 442

PT	ALPHA	Q	CL	CD	CN	CT	CLE	CDE	CNE
5906	12.45	20.00	2.1715	-1.4207	-1.3822	2.0067	1.0949	.2728	-.7063
5907	14.11	20.00	2.3090	-1.3332	-1.4050	2.0026	1.1860	.3248	-.7379
5908	15.98	20.00	2.4632	-1.2294	-1.4322	2.0033	1.2864	.3918	-.7728
5909	18.17	19.99	2.5989	-1.1084	-1.4346	2.0034	1.3609	.4667	-.7844
5910	20.14	19.90	2.7144	-.9946	-1.4446	2.0061	1.4212	.5391	-.8015
5911	22.03	19.97	2.8379	-.8684	-1.4722	2.0058	1.4949	.6214	-.8367
5912	24.15	19.96	2.9694	-.7230	-1.5063	2.0063	1.5720	.7158	-.8788
5913	25.95	19.96	3.0853	-.5901	-1.5461	2.0052	1.6442	.8041	-.9256
5914	28.03	19.93	3.1995	-.4338	-1.5997	2.0047	1.7090	.9068	-.9828
5915	30.12	19.92	3.3264	-.2637	-1.6495	2.0062	1.7868	1.0226	-1.0493
5916	32.10	19.91	3.4006	-.1140	-1.6791	2.0067	1.8172	1.1180	-1.0753
5917	34.17	19.83	3.4770	.0400	-1.7196	2.0150	1.8434	1.2276	-1.1239
5918	36.10	20.02	3.5910	.2645	-1.8014	1.9941	1.9359	1.3767	-1.2176
5919	37.98	20.03	3.6347	.4187	-1.8219	1.9929	1.9451	1.4753	-1.2437
5920	40.12	20.02	3.6938	.6228	-1.8727	1.9937	1.9651	1.6159	-1.3001
5921	41.14	19.98	3.7453	.7345	-1.9207	1.9970	1.9962	1.6983	-1.3498

TEST = 184  
RUN = 138

TABLE 3. - Continued.

PT	ALPHA	Q	CL	CD	CH	CT	CLE	COF	CHE
1773	-2.06	60.08	-.0096	.0269	-.0423	0.0000	-.0096	-.0269	-.0423
1774	-.07	60.01	-.0501	.0255	-.0273	0.0000	.0501	.0255	.0273
1775	2.09	60.01	-.1227	-.0273	.1120	0.0000	.1227	.0273	.1120
1776	3.96	59.88	.1830	.0306	.1818	0.0000	.1830	.0306	.1818
1777	6.20	59.97	.2573	.0378	.2662	0.0000	.2573	.0378	.2662
1778	7.93	60.19	.3143	.0448	.3300	0.0000	.3143	.0448	.3300
1779	10.03	60.18	-.3904	.0601	.4141	0.0000	.3904	.0601	.4141
1780	12.10	60.19	.4724	.0650	.5045	0.0000	.4724	.0650	.5045
1781	14.10	60.10	.5515	.1145	.5934	0.0000	.5515	.1145	.5934
1782	16.10	60.10	.6209	.1530	.6765	0.0000	.6209	.1530	.6765
1783	18.21	60.14	.6760	.1954	.7461	0.0000	.6760	.1954	.7461
1784	20.21	60.14	.7356	.2475	.8195	0.0000	.7356	.2475	.8195
1785	22.00	60.11	.7735	.2901	.8682	0.0000	.7735	.2901	.8682
1786	23.96	60.09	.7988	.3355	.9157	0.0000	.7988	.3355	.9157
1787	26.08	60.10	.8121	.3788	.9529	0.0000	.8121	.3788	.9529

TEST = 180  
RUN = 21

PT	ALPHA	Q	CL	CD	CH	CT	CLE	CDE	CHE
336	12.02	59.93	.2269	.0474	.2586	0.0000	.2269	.0474	.2586
337	14.00	60.00	.2696	.0535	.3052	0.0000	.2696	.0535	.3052
338	16.04	59.92	.3323	.0648	.3745	0.0000	.3323	.0648	.3745
339	18.02	60.01	.4088	.0843	.4601	0.0000	.4088	.0843	.4601
340	20.06	60.26	.4770	.1095	.5339	0.0000	.4770	.1095	.5339
341	21.96	59.97	.5428	.1400	.6082	0.0000	.5428	.1400	.6082
342	23.92	60.05	.6182	.1814	.6972	0.0000	.6182	.1814	.6972
343	26.01	60.02	.6827	.2273	.7720	0.0000	.6827	.2273	.7720
344	27.98	60.10	.7399	.2766	.8439	0.0000	.7399	.2766	.8439
345	29.94	60.06	.7916	.3320	.9116	0.0000	.7916	.3320	.9116
346	31.91	60.01	.8522	.3984	.9817	0.0000	.8522	.3984	.9817
347	33.97	60.05	.9051	.4626	1.0541	0.0000	.9051	.4626	1.0541
348	35.96	60.15	.9030	.5055	1.0736	0.0000	.9030	.5055	1.0736
349	37.91	60.10	.8605	.5204	1.0305	0.0000	.8605	.5204	1.0305
350	42.90	59.96	.8912	.6094	1.1082	0.0000	.8912	.6094	1.1082

TEST = 184  
RUN = 139

PT	ALPHA	Q	CL	CD	CH	CT	CLE	COE	CHE
1790	-2.06	60.13	-.1939	.0541	-.2198	0.0000	-.1939	.0541	-.2198
1791	-.07	60.02	-.1116	.0394	-.1286	0.0000	-.1116	.0394	-.1286
1792	1.96	60.01	-.0317	.0304	-.0406	0.0000	-.0317	.0304	-.0406
1793	4.08	59.92	.0433	.0200	.0433	0.0000	.0433	.0200	.0433
1794	5.96	59.93	.1062	.0284	.1149	0.0000	.1062	.0284	.1149
1795	7.94	59.94	.1725	.0324	.1897	0.0000	.1725	.0324	.1897
1796	9.96	59.97	.2388	.0388	.2632	0.0000	.2388	.0388	.2632
1797	12.00	60.02	.3035	.0476	.3370	0.0000	.3035	.0476	.3370
1798	14.03	60.02	.3728	.0605	.4138	0.0000	.3728	.0605	.4138
1799	16.08	60.05	.4409	.0815	.4976	0.0000	.4409	.0815	.4976
1800	17.99	60.05	.5211	.1086	.5787	0.0000	.5211	.1086	.5787
1801	20.03	60.05	.5982	.1445	.6693	0.0000	.5982	.1445	.6693
1802	22.02	60.01	.6568	.1869	.7454	0.0000	.6568	.1869	.7454
1803	24.03	60.01	.7173	.2358	.8214	0.0000	.7173	.2358	.8214
1804	25.96	60.01	.7789	.2890	.9010	0.0000	.7789	.2890	.9010

TEST = 180  
RUN = 20

PT	ALPHA	Q	CL	CD	CH	CT	CLE	CDE	CHE
319	13.16	59.90	.3358	.0602	.3676	0.0000	.3358	.0602	.3676
320	14.07	60.01	.3693	.0684	.4052	0.0000	.3693	.0684	.4052
321	15.96	60.11	.4425	.0898	.4851	0.0000	.4425	.0898	.4851
322	17.93	60.17	.5164	.1206	.5713	0.0000	.5164	.1206	.5713
323	20.07	60.29	.5917	.1601	.6545	0.0000	.5917	.1601	.6545
324	21.99	60.16	.6520	.2012	.7333	0.0000	.6520	.2012	.7333
325	23.96	60.07	.7143	.2466	.8042	0.0000	.7143	.2466	.8042
326	26.06	60.09	.7761	.3039	.8832	0.0000	.7761	.3039	.8832
327	28.02	60.04	.8244	.3644	.9483	0.0000	.8244	.3644	.9483
328	29.90	59.92	.8841	.4230	1.0203	0.0000	.8841	.4230	1.0203
329	32.00	60.01	.9030	.4731	1.0699	0.0000	.9030	.4731	1.0699
330	34.09	60.18	.9030	.5214	1.0915	0.0000	.9030	.5214	1.0915
331	36.07	60.26	.8916	.5593	1.0894	0.0000	.8916	.5593	1.0894
332	38.00	59.76	.8908	.6045	1.0781	0.0000	.8908	.6045	1.0781
333	43.00	59.99	.8985	.7360	1.1271	0.0000	.8985	.7360	1.1271

TEST = 184  
RUN = 140

TABLE 3. - Continued.

ORIGINAL PAGE IS  
OF POOR QUALITY

PT	ALPHA	Q	CL	CD	CH	CT	CLE	CDE	CHE
1807	-2.15	59.98	-.3319	.0969	-.3957	0.0000	-.3319	.0969	-.3957
1808	-.07	59.98	-.2437	.0715	-.2567	0.0000	-.2437	.0715	-.2567
1809	1.89	60.00	-.1648	.0536	-.1705	0.0000	-.1648	.0536	-.1705
1810	4.05	60.00	-.0769	.0394	-.0759	0.0000	-.0769	.0394	-.0759
1811	6.01	60.00	.0005	.0332	.0082	0.0000	.0005	.0332	.0082
1812	7.94	59.98	.0695	.0328	.0032	0.0000	.0695	.0328	.0032
1813	9.98	59.98	.1367	.0352	.1582	0.0000	.1367	.0352	.1582
1814	12.14	59.98	.2111	.0419	.2424	0.0000	.2111	.0419	.2424
1815	14.17	59.97	.2727	.0493	.3123	0.0000	.2727	.0493	.3123
1816	16.10	59.99	.3304	.0601	.3841	0.0000	.3304	.0601	.3841
1817	18.20	60.01	.4116	.0765	.4652	0.0000	.4116	.0765	.4652
1818	20.04	60.01	.4805	.0997	.5417	0.0000	.4805	.0997	.5417
1819	22.57	60.02	.5508	.1300	.6210	0.0000	.5508	.1300	.6210
1820	24.12	60.03	.6291	.1603	.7123	0.0000	.6291	.1603	.7123
1821	26.05	60.07	.6858	.2119	.7851	0.0000	.6858	.2119	.7851

TEST = 180  
RUN = 17

PT	ALPHA	Q	CL	CD	CH	CT	CLE	CDE	CHE
302	13.10	59.67	.4857	.1013	-.5215	0.0000	.4857	.1013	-.5215
303	15.96	60.04	.5145	.1127	-.5515	0.0000	.5145	.1127	-.5515
304	18.06	60.07	.5927	.1512	-.6408	0.0000	.5927	.1512	-.6408
305	17.98	59.90	.6524	.1929	-.7140	0.0000	.6524	.1929	-.7140
306	19.94	60.14	.7179	.2418	-.7982	0.0000	.7179	.2418	-.7982
307	21.99	59.95	.7648	.2927	-.8547	0.0000	.7648	.2927	-.8547
308	24.04	59.96	.7997	.3437	-.9055	0.0000	.7997	.3437	-.9055
309	26.11	59.69	.8166	.3900	-.9517	0.0000	.8166	.3900	-.9517
310	27.97	59.97	.8244	.4283	-.9829	0.0000	.8244	.4283	-.9829
311	29.97	60.01	.8328	.4702	-1.0138	0.0000	.8328	.4702	-1.0138
312	31.99	60.00	.8429	.5159	-1.0477	0.0000	.8429	.5159	-1.0477
313	33.95	60.00	.8672	.5700	-1.0874	0.0000	.8672	.5700	-1.0874
314	36.08	60.18	.8895	.6299	-1.1183	0.0000	.8895	.6299	-1.1183
315	37.97	59.83	.9104	.6882	-1.1360	0.0000	.9104	.6882	-1.1360
316	42.98	59.60	.8544	.7795	-1.0890	0.0000	.8544	.7795	-1.0890

TEST = 184  
RUN = 141

PT	ALPHA	Q	CL	CD	CH	CT	CLE	CDE	CHE
1824	-2.03	60.05	.0658	.0264	-.0338	0.0000	.0658	.0264	-.0338
1825	-.36	60.01	.1338	.0279	-.1132	0.0000	.1338	.0279	-.1132
1826	1.87	60.01	.2003	.0312	-.1900	0.0000	.2003	.0312	-.1900
1827	3.96	60.00	.2623	.0368	-.2619	0.0000	.2623	.0368	-.2619
1828	6.01	59.90	.3262	.0462	-.3343	0.0000	.3262	.0462	-.3343
1829	8.04	59.97	.3984	.0637	-.4138	0.0000	.3984	.0637	-.4138
1830	10.04	59.94	.4819	.0886	-.5058	0.0000	.4819	.0886	-.5058
1831	12.05	59.93	.5504	.1197	-.5923	0.0000	.5504	.1197	-.5923
1832	14.05	59.92	.6212	.1563	-.6693	0.0000	.6212	.1563	-.6693
1833	15.93	59.92	.6767	.1950	-.7372	0.0000	.6767	.1950	-.7372
1834	17.95	59.92	.7391	.2401	-.8121	0.0000	.7391	.2401	-.8121
1835	20.11	59.87	.7851	.2978	-.8779	0.0000	.7851	.2978	-.8779
1836	21.90	59.94	.7741	.3294	-.8839	0.0000	.7741	.3294	-.8839
1837	24.10	60.14	.7657	.3623	-.8976	0.0000	.7657	.3623	-.8976
1838	26.05	59.91	.7871	.4047	-.9400	0.0000	.7871	.4047	-.9400

TEST = 180  
RUN = 22

PT	ALPHA	Q	CL	CD	CH	CT	CLE	CDE	CHE
353	13.26	60.08	.6111	.1602	.6476	0.0000	.6111	.1602	.6476
354	14.07	60.15	.6370	.1761	.6766	0.0000	.6370	.1761	.6766
355	15.95	59.96	.6932	.2173	.7408	0.0000	.6932	.2173	.7408
356	18.06	60.02	.7458	.2679	.8054	0.0000	.7458	.2679	.8054
357	20.03	60.09	.7774	.3136	.8598	0.0000	.7774	.3136	.8598
358	21.97	60.14	.7588	.3423	.8510	0.0000	.7588	.3423	.8510
359	23.91	60.16	.7642	.3769	.8790	0.0000	.7642	.3769	.8790
360	25.91	59.95	.7825	.4210	.9212	0.0000	.7825	.4210	.9212
361	27.98	60.00	.8074	.4694	.9726	0.0000	.8074	.4694	.9726
362	29.92	60.06	.8227	.5142	1.0074	0.0000	.8227	.5142	1.0074
363	31.90	60.13	.8345	.5610	1.0384	0.0000	.8345	.5610	1.0384
364	33.98	60.16	.8524	.6168	1.0756	0.0000	.8524	.6168	1.0756
365	35.99	59.96	.8719	.6750	1.1074	0.0000	.8719	.6750	1.1074
366	38.04	59.96	.8877	.7355	1.1330	0.0000	.8877	.7355	1.1330
367	42.96	59.87	.8276	.8174	1.0756	0.0000	.8276	.8174	1.0756

TABLE 3. - Continued.

TEST = 184  
RUN = 142

PT	ALPHA	O	CL	CD	CH	CT	CLE	CDE	CME
1841	-2.09	59.95	.1991	.0334	.1743	0.0000	-.1991	.0334	-.1743
1842	.00	59.94	.2634	.0393	.2512	0.0000	.2634	.0393	.2512
1843	1.99	60.01	.3319	.0488	.3302	0.0000	.3319	.0400	.3302
1844	4.06	60.05	.4104	.0566	.4200	0.0000	.4104	.0666	.4200
1845	6.00	60.04	.4839	.0897	.5025	0.0000	.4839	.0897	.5025
1846	7.98	60.04	.5595	.1205	.5870	0.0000	.5595	.1203	.5870
1847	9.99	60.04	.6163	.1566	.6561	0.0000	.6163	.1566	.6561
1848	12.01	60.03	.6727	.1967	.7218	0.0000	.6727	.1967	.7218
1849	13.95	60.05	.7321	.2440	.7905	0.0000	.7321	.2448	.7905
1850	16.05	60.05	.7523	.2842	.8221	0.0000	.7523	.2842	.8221
1851	17.96	60.10	.7412	.3145	.8185	0.0000	.7412	.3145	.8165
1852	19.99	60.14	.7439	.3461	.8396	0.0000	.7435	.3461	.8396
1853	22.02	60.10	.7413	.3756	.8586	0.0000	.7413	.3756	.8586
1854	24.17	59.91	.7619	.4189	.9055	0.0000	.7619	.4189	.9055
1855	26.10	59.89	.7799	.4602	.9455	0.0000	.7799	.4602	.9455

TEST = 180  
RUN = 23

PT	ALPHA	O	CL	CD	CH	CT	CLE	CDE	CME
370	13.42	59.62	.7260	.2497	.7668	0.0000	.7260	.2497	.7668
371	15.00	59.90	.7491	.2839	.7995	0.0000	.7491	.2839	.7995
372	14.04	60.03	.7389	.2636	.7830	0.0000	.7389	.2636	.7830
373	16.12	59.96	.7553	.3060	.8100	0.0000	.7553	.3060	.8100
374	17.99	60.04	.7435	.3332	.8057	0.0000	.7435	.3332	.8057
375	20.08	60.07	.7403	.3646	.8206	0.0000	.7403	.3646	.8206
376	21.98	60.29	.7391	.3932	.8399	0.0000	.7391	.3932	.8399
377	23.98	60.29	.7463	.4289	.8714	0.0000	.7463	.4209	.8714
378	26.06	60.14	.7696	.4754	.9209	0.0000	.7696	.4754	.9209
379	27.99	59.93	.7900	.5210	.9538	0.0000	.7900	.5210	.9538
380	29.90	59.88	.8088	.5692	1.0049	0.0000	.8088	.5692	1.0049
381	32.23	59.81	.8205	.6256	1.0416	0.0000	.8205	.6256	1.0416
382	34.03	59.92	.8305	.6724	1.0656	0.0000	.8305	.6724	1.0656
383	35.92	60.18	.8329	.7177	1.0765	0.0000	.8329	.7177	1.0765
384	37.41	60.20	.8384	.7694	1.0896	0.0000	.8384	.7694	1.0896
385	42.92	60.11	.7913	.8627	1.0584	0.0000	.7913	.8627	1.0584

TEST = 184  
RUN = 133

PT	ALPHA	O	CL	CD	CH	CT	CLE	CDE	CME
2056	-2.08	59.99	-.1781	.0516	-.2132	0.0000	-.1781	.0516	-.2132
2057	.00	59.94	-.0955	.0383	-.1222	0.0000	-.0955	.0383	-.1222
2058	1.86	59.91	-.0233	.0303	-.0412	0.0000	-.0233	.0303	-.0412
2059	3.96	59.90	.0513	.0282	.0432	0.0000	.0513	.0202	.0432
2060	5.94	59.95	.1191	.0291	.1204	0.0000	.1191	.0291	.1204
2061	7.99	59.96	.1850	.0339	.1956	0.0000	.1850	.0339	.1956
2062	9.96	59.96	.2520	.0398	.2717	0.0000	.2520	.0398	.2717
2063	11.88	59.97	.3100	.0492	.3367	0.0000	.3100	.0492	.3367
2064	14.11	59.97	.4042	.0678	.4391	0.0000	.4042	.0678	.4391
2065	16.09	60.04	.4782	.0891	.5207	0.0000	.4782	.0891	.5207
2066	17.98	60.10	.5449	.1152	.5950	0.0000	.5449	.1152	.5950
2067	20.07	60.11	.6199	.1518	.6826	0.0000	.6199	.1510	.6826
2068	22.02	60.11	.6721	.1904	.7507	0.0000	.6721	.1904	.7507
2069	24.17	60.10	.7260	.2396	.8242	0.0000	.7260	.2396	.8242
2070	26.08	60.04	.7797	.2902	.8927	0.0000	.7797	.2902	.8927

TEST = 184  
RUN = 154

PT	ALPHA	O	CL	CD	CH	CT	CLE	CDE	CME
2073	-2.02	60.04	-.2963	.0846	-.3202	0.0000	-.2963	.0846	-.3202
2074	.00	59.99	-.2161	.0631	-.2333	0.0000	-.2161	.0631	-.2333
2075	2.06	59.95	-.1374	.0464	-.1456	0.0000	-.1374	.0464	-.1456
2076	4.00	59.94	-.0969	.0409	-.1000	0.0000	-.0969	.0409	-.1000
2077	6.00	59.94	-.0327	.0361	-.0537	0.0000	-.0327	.0361	-.0537
2078	8.00	59.94	.0138	.0310	.0200	0.0000	.0138	.0310	.0200
2079	10.00	59.93	.0897	.0313	.1048	0.0000	.0897	.0313	.1048
2080	12.00	59.92	.1534	.0345	.1765	0.0000	.1534	.0345	.1765
2081	14.10	59.91	.2203	.0407	.2518	0.0000	.2203	.0407	.2518
2082	16.07	59.91	.2807	.0481	.3194	0.0000	.2807	.0481	.3194
2083	18.00	59.91	.3314	.0616	.3950	0.0000	.3314	.0616	.3950
2084	20.05	59.92	.4288	.0815	.4818	0.0000	.4288	.0815	.4818
2085	22.05	59.92	.5005	.1030	.5594	0.0000	.5005	.1030	.5594
2086	24.05	60.04	.5729	.1327	.6404	0.0000	.5729	.1327	.6404
2087	26.04	60.02	.6483	.1726	.7232	0.0000	.6483	.1726	.7232
2088	28.95	60.00	.6559	.2130	.7922	0.0000	.6559	.2130	.7922

TABLE 3. - Continued.

TEST = 104  
RUN = 152

PT	ALPHA	Q	CL	CD	CN	CT	CLE	CDE	CNE
2037	-1.90	59.04	-.0314	.0287	-.0602	0.0000	-.0314	.0207	-.0602
2038	-.05	59.04	.0417	.0256	.0167	0.0000	.0417	.0256	.0167
2039	2.00	59.04	.1039	.0264	.0096	0.0000	.1039	.0264	.0096
2040	3.92	59.04	.1632	.0209	.1576	0.0000	.1632	.0289	.1576
2041	8.12	59.09	.2392	.0352	.2439	0.0000	.2392	.0352	.2439
2042	8.06	59.07	.3009	.0435	.3147	0.0000	.3009	.0435	.3147
2043	10.05	60.14	.3708	.0577	.3997	0.0000	.3708	.0577	.3997
2044	11.80	60.14	.4462	.0759	.4718	0.0000	.4462	.0759	.4718
2045	13.96	60.13	.5264	.1026	.5612	0.0000	.5264	.1026	.5612
2046	16.01	60.13	.6063	.1300	.6534	0.0000	.6063	.1300	.6534
2047	18.00	60.13	.6595	.1756	.7229	0.0000	.6595	.1756	.7229
2048	20.11	60.12	.7140	.2244	.7934	0.0000	.7140	.2244	.7934
2049	22.14	60.12	.7707	.2747	.8664	0.0000	.7707	.2747	.8664
2050	24.01	60.09	.8090	.3238	.9210	0.0000	.8090	.3238	.9210
2051	26.13	60.04	.8361	.3726	.9731	0.0000	.8361	.3726	.9731

TEST = 104  
RUN = 155

PT	ALPHA	Q	CL	CD	CN	CT	CLE	CDE	CNE
2091	-1.96	60.17	.1012	.0277	.0679	0.0000	.1012	.0277	.0679
2092	-.02	60.16	.1669	.0296	.1443	0.0000	.1669	.0296	.1443
2093	1.99	60.15	.2307	.0349	.2195	0.0000	.2307	.0349	.2195
2094	4.22	60.14	.3147	.0446	.3165	0.0000	.3147	.0446	.3165
2095	6.05	60.17	.3792	.0581	.3872	0.0000	.3792	.0581	.3872
2096	7.97	60.15	.4540	.0770	.4602	0.0000	.4540	.0770	.4602
2097	10.01	60.14	.5200	.1011	.5504	0.0000	.5200	.1011	.5504
2098	11.98	60.14	.5975	.1341	.6320	0.0000	.5975	.1341	.6320
2099	13.97	60.12	.6525	.1715	.7008	0.0000	.6525	.1715	.7008
2100	16.02	60.11	.7045	.2165	.7622	0.0000	.7045	.2165	.7622
2101	17.91	60.11	.7512	.2606	.8223	0.0000	.7512	.2606	.8223
2102	20.06	60.10	.7788	.3065	.8722	0.0000	.7788	.3065	.8722
2103	22.05	60.09	.7631	.3371	.8751	0.0000	.7631	.3371	.8751
2104	23.96	60.02	.7680	.3719	.9016	0.0000	.7680	.3719	.9016
2105	26.03	60.00	.7844	.4141	.9612	0.0000	.7844	.4141	.9612

TEST = 104  
RUN = 156

PT	ALPHA	Q	CL	CD	CN	CT	CLE	CDE	CNE
2108	-1.94	60.10	.2235	.0364	.1960	0.0000	.2235	.0364	.1960
2109	.04	60.12	.2953	.0444	.2807	0.0000	.2953	.0444	.2807
2110	1.99	60.11	.3661	.0576	.3619	0.0000	.3661	.0576	.3619
2111	3.85	60.11	.4309	.0746	.4400	0.0000	.4309	.0746	.4400
2112	5.99	60.08	.5193	.1014	.5321	0.0000	.5193	.1014	.5321
2113	7.99	60.08	.5851	.1306	.6090	0.0000	.5851	.1306	.6090
2114	9.96	60.08	.6367	.1667	.6732	0.0000	.6367	.1667	.6732
2115	11.97	60.06	.6842	.2064	.7305	0.0000	.6842	.2064	.7305
2116	13.95	60.05	.7396	.2522	.7956	0.0000	.7396	.2522	.7956
2117	15.95	60.08	.7419	.2873	.8083	0.0000	.7419	.2873	.8083
2118	18.04	60.23	.7375	.3206	.8149	0.0000	.7375	.3206	.8149
2119	19.96	60.23	.7418	.3504	.8342	0.0000	.7418	.3504	.8342
2120	22.04	60.25	.7430	.3813	.8570	0.0000	.7430	.3813	.8570
2121	23.95	60.19	.7565	.4192	.8940	0.0000	.7565	.4192	.8940
2122	26.03	60.18	.7791	.4632	.9368	0.0000	.7791	.4632	.9368

TABLE 3. - Continued.

TEST = 180  
RUN = 24

PT	ALPHA	Q	CL	CD	CH	CT	CLE	CDE	CHE
388	13.58	60.05	.7843	.2808	.8184	0.0000	.7843	.2808	.8184
389	14.10	59.93	.7931	.2924	.8298	0.0000	.7931	.2924	.8298
390	16.10	59.96	.8072	.3346	.8540	0.0000	.8072	.3346	.8540
391	17.96	60.07	.7877	.3598	.8439	0.0000	.7877	.3598	.8439
392	19.98	60.12	.7788	.3892	.8514	0.0000	.7788	.3892	.8514
393	22.05	60.37	.7760	.4207	.8728	0.0000	.7760	.4207	.8728
394	24.04	60.17	.7821	.4581	.9051	0.0000	.7821	.4581	.9051
395	25.97	60.00	.8001	.5011	.9485	0.0000	.8001	.5011	.9485
396	28.07	59.87	.8193	.5505	.9911	0.0000	.8193	.5505	.9911
397	29.92	59.93	.8319	.5950	1.0249	0.0000	.8319	.5950	1.0249
398	31.98	60.11	.8393	.6447	1.0555	0.0000	.8393	.6447	1.0555
399	33.93	60.08	.8480	.6939	1.0805	0.0000	.8480	.6939	1.0805
400	35.90	60.31	.8541	.7464	1.0973	0.0000	.8541	.7464	1.0973
401	37.98	60.06	.8532	.7971	1.1041	0.0000	.8532	.7971	1.1041
402	42.97	59.91	.7995	.8861	1.0712	0.0000	.7995	.8861	1.0712

TEST = 180  
RUN = 25

PT	ALPHA	Q	CL	CD	CH	CT	CLE	CDE	CHE
405	13.31	59.85	.5975	.1306	.6070	0.0000	.5975	.1306	.6070
406	14.04	59.79	.6221	.1432	.6338	0.0000	.6221	.1432	.6338
407	15.94	60.11	.6780	.1797	.7029	0.0000	.6780	.1797	.7029
408	18.09	60.08	.7438	.2288	.7832	0.0000	.7438	.2288	.7832
409	19.99	60.29	.7916	.2752	.8428	0.0000	.7916	.2752	.8428
410	22.09	60.49	.8417	.3317	.9066	0.0000	.8417	.3317	.9066
411	23.96	59.97	.8656	.3786	.9471	0.0000	.8656	.3786	.9471
412	26.02	59.98	.8692	.4196	.9847	0.0000	.8692	.4196	.9847
413	27.95	60.13	.8709	.4588	1.0109	0.0000	.8709	.4588	1.0109
414	29.95	59.95	.8737	.5026	1.0393	0.0000	.8737	.5026	1.0393
415	31.97	60.09	.8769	.5455	1.0649	0.0000	.8769	.5455	1.0649
416	33.92	59.97	.8769	.5969	1.0991	0.0000	.8769	.5969	1.0991
417	35.94	60.24	.9163	.6578	1.1378	0.0000	.9163	.6578	1.1378
418	38.19	60.08	.9321	.7236	1.1579	0.0000	.9321	.7236	1.1579
419	42.99	60.01	.8759	.8140	1.1140	0.0000	.8759	.8140	1.1140

TEST = 180  
RUN = 26

PT	ALPHA	Q	CL	CD	CH	CT	CLE	CDE	CHE
422	12.98	60.02	.3191	.0577	.3268	0.0000	.3191	.0577	.3268
423	14.08	60.03	.3540	.0644	.3648	0.0000	.3540	.0644	.3648
424	15.90	59.93	.4116	.0772	.4286	0.0000	.4116	.0772	.4286
425	18.05	59.98	.4911	.1011	.5170	0.0000	.4911	.1011	.5170
428	20.03	60.20	.5609	.1284	.5919	0.0000	.5609	.1284	.5919
429	21.95	60.01	.6377	.1655	.6772	0.0000	.6377	.1655	.6772
430	23.93	59.95	.6940	.2045	.7473	0.0000	.6940	.2045	.7473
431	26.02	60.04	.7493	.2515	.8184	0.0000	.7493	.2515	.8184
432	28.07	59.94	.8037	.3041	.8891	0.0000	.8037	.3041	.8891
433	30.05	59.88	.8534	.3630	.9558	0.0000	.8534	.3630	.9558
434	31.94	59.90	.9076	.4280	1.0213	0.0000	.9076	.4280	1.0213
435	33.96	60.18	.9632	.4946	1.0964	0.0000	.9632	.4946	1.0964
436	35.95	60.32	.9616	.5406	1.1183	0.0000	.9616	.5406	1.1183
437	37.90	60.09	.9050	.5601	1.0655	0.0000	.9050	.5601	1.0655
438	42.94	59.57	.9301	.7029	1.1381	0.0000	.9301	.7029	1.1381

TABLE 3. - Continued.

TEST = 184  
RUN = 146

PT	ALPHA	Q	CL	CD	CH	CT	CLE	CDE	CHE
1961	-2.07	60.01	-.1326	.0677	-.1963	0.0000	-.1326	.0677	-.1963
1962	-.02	60.01	-.0407	.0520	-.1064	0.0000	-.0407	.0520	-.1064
1963	2.10	60.00	.0400	.0404	-.0100	0.0000	.0400	.0404	-.0100
1964	4.10	60.00	.1239	.0367	.0770	0.0000	.1239	.0367	.0770
1965	6.07	59.99	.1898	.0304	.1536	0.0000	.1898	.0304	.1536
1966	7.99	59.98	.2503	.0441	.2232	0.0000	.2503	.0441	.2232
1967	10.07	59.97	.3108	.0529	.2926	0.0000	.3108	.0529	.2926
1968	12.15	59.97	.3790	.0634	.3699	0.0000	.3790	.0634	.3699
1969	14.00	59.90	.4334	.0746	.4300	0.0000	.4334	.0746	.4300
1970	15.96	60.00	.5059	.0913	.5003	0.0000	.5059	.0913	.5003
1971	10.07	60.03	.5777	.1150	.5801	0.0000	.5777	.1150	.5801
1972	19.97	60.03	.6530	.1454	.6745	0.0003	.6530	.1454	.6745
1973	22.10	60.03	.7313	.1842	.7636	0.0000	.7313	.1842	.7636
1974	24.11	60.03	.7816	.2299	.8223	0.0000	.7816	.2259	.8323
1975	26.19	60.04	.8264	.2760	.8970	0.0000	.8264	.2700	.8970

TEST = 100  
RUN = 27

PT	ALPHA	Q	CL	CD	CH	CT	CLE	CDE	CHE
451	13.00	60.07	.3089	.0705	-.3773	0.0000	.3089	.0705	.3773
452	14.12	59.94	.4236	.0702	.4159	0.0000	.4236	.0702	.4159
453	16.11	59.99	.4072	.0954	.4046	0.0000	.4072	.0954	.4046
454	19.02	60.02	.5622	.1195	.5650	0.0000	.5622	.1195	.5650
455	20.00	60.05	.6392	.1506	.6474	0.0000	.6392	.1506	.6474
456	22.02	60.16	.7155	.1913	.7355	0.0000	.7155	.1913	.7355
457	24.00	59.93	.7662	.2336	.8020	0.0000	.7662	.2336	.8020
458	26.00	59.90	.8150	.2815	.8674	0.0000	.8150	.2815	.8674
459	28.00	60.02	.8610	.3346	.9346	0.0000	.8610	.3346	.9346
460	30.00	60.14	.9054	.3935	.9976	0.0000	.9054	.3935	.9976
461	31.97	59.98	.9650	.4647	1.0709	0.0000	.9650	.4647	1.0709
462	34.01	60.05	1.0088	.5284	1.1360	0.0000	1.0088	.5204	1.1360
463	35.99	60.10	.9993	.5721	1.1916	0.0000	.9993	.5721	1.1916
464	38.00	60.31	.9435	.5950	1.1016	0.0000	.9435	.5950	1.1016
465	43.12	59.67	.9871	.7397	1.1722	0.0000	.9871	.7397	1.1722

ORIGINAL PAGE IS  
OF POOR QUALITY

TEST = 184  
RUN = 146

PT	ALPHA	Q	CL	CD	CH	CT	CLE	CDE	CHE
1927	-1.90	59.96	.1939	.0362	.0003	0.0000	.1939	.0362	.0003
1928	.01	59.96	.2222	.0400	.1609	0.0000	.2222	.0400	.1609
1929	1.96	59.95	.2021	.0452	.2321	0.0000	.2021	.0452	.2321
1930	4.07	59.96	.3472	.0540	.3072	0.0000	.3472	.0540	.3072
1931	5.93	60.04	.4030	.0626	.3712	0.0000	.4030	.0626	.3712
1932	5.01	60.04	.4731	.0772	.4473	0.0000	.4731	.0772	.4473
1933	10.00	60.09	.5448	.0972	.5254	0.0000	.5448	.0972	.5254
1934	12.10	60.06	.6293	.1233	.6213	0.0000	.6293	.1233	.6213
1935	14.16	60.06	.6980	.1501	.7040	0.0000	.6980	.1501	.7040
1936	16.05	60.14	.7543	.1947	.7751	0.0000	.7543	.1947	.7751
1937	17.99	60.05	.7917	.2360	.8202	0.0000	.7917	.2360	.8202
1938	20.03	60.01	.8421	.2923	.8970	0.0000	.8421	.2923	.8970
1939	22.05	59.90	.8905	.3483	.9661	0.0000	.8905	.3400	.9661
1940	23.99	59.96	.9028	.3924	1.0025	0.0000	.9028	.3925	1.0025
1941	25.99	59.93	.9872	.4287	1.0267	0.0000	.9872	.4287	1.0267

TEST = 180  
RUN = 28

PT	ALPHA	Q	CL	CD	CH	CT	CLE	CDE	CHE
468	13.39	60.13	.7029	.1720	.6969	0.0000	.7029	.1720	.6965
469	14.12	59.84	.7200	.1071	.7204	0.0000	.7200	.1071	.7204
470	16.04	60.17	.7676	.2264	.7769	0.0000	.7676	.2264	.7769
471	18.03	60.12	.8103	.2745	.8432	0.0000	.8103	.2745	.8432
472	20.02	60.20	.8722	.3305	.9109	0.0000	.8722	.3305	.9109
473	22.06	60.06	.9011	.3810	.9509	0.0000	.9011	.3810	.9509
474	24.00	60.09	.8873	.4157	.9603	0.0000	.8873	.4157	.9603
475	26.01	60.01	.8821	.4551	.9906	0.0000	.8821	.4551	.9906
476	27.96	60.11	.8088	.4901	1.0226	0.0000	.8088	.4901	1.0226
477	30.02	60.11	.8440	.5444	1.0567	0.0000	.8440	.5444	1.0567
478	32.00	60.05	.8935	.5870	1.0776	0.0000	.8935	.5870	1.0776
479	33.99	59.93	.9128	.6430	1.1219	0.0000	.9128	.6430	1.1219
480	36.02	60.05	.9301	.7013	1.1499	0.0000	.9301	.7013	1.1499
481	37.96	60.19	.9415	.7596	1.1695	0.0000	.9415	.7596	1.1695
482	42.95	60.03	.8765	.8470	1.1024	0.0000	.8765	.8470	1.1024

TEST = 184  
 RUN = 147

TABLE 3. - Continued.

PT	ALPHA	Q	CL	CD	CH	CT	CLE	CDE	CHE
1944	-2.04	60.01	.3758	.0613	.3205	0.0000	.3758	.0613	.3205
1945	-.09	60.00	.4328	.0738	.3872	0.0000	.4328	.0738	.3872
1946	1.92	59.82	.5107	.0911	.4774	0.0000	.5107	.0911	.4774
1947	3.90	60.27	.5893	.1141	.5677	0.0000	.5893	.1141	.5677
1948	6.06	60.08	.6624	.1454	.6570	0.0000	.6624	.1454	.6570
1949	8.00	59.98	.7194	.1781	.7283	0.0000	.7194	.1781	.7283
1950	9.94	59.97	.7543	.2143	.7774	0.0000	.7543	.2143	.7774
1951	11.98	59.96	.7852	.2565	.8210	0.0000	.7852	.2565	.8210
1952	14.03	59.96	.8336	.3067	.8867	0.0000	.8336	.3067	.8867
1953	16.02	59.99	.8464	.3493	.9085	0.0000	.8464	.3493	.9085
1954	17.94	60.13	.8174	.3721	.8902	0.0000	.8174	.3721	.8902
1955	20.04	59.94	.8074	.4022	.8984	0.0000	.8074	.4022	.8984
1956	21.98	59.85	.7970	.4206	.9073	0.0000	.7970	.4206	.9073
1957	24.04	60.11	.8101	.4708	.9466	0.0000	.8101	.4708	.9466
1958	25.98	60.19	.8223	.5112	.9829	0.0000	.8223	.5112	.9829

TEST = 180  
 RUN = 29

PT	ALPHA	Q	CL	CD	CH	CT	CLE	CDE	CHE
485	13.99	60.08	.7770	.2356	.7810	0.0000	.7770	.2356	.7810
486	13.99	60.05	.7812	.2431	.7865	0.0000	.7812	.2431	.7865
487	16.11	60.05	.8276	.2927	.8487	0.0000	.8276	.2927	.8487
488	18.09	60.05	.8626	.3393	.9067	0.0000	.8626	.3393	.9067
489	20.07	60.27	.8445	.3741	.9040	0.0000	.8445	.3741	.9040
490	22.06	60.26	.8211	.4038	.8977	0.0000	.8211	.4038	.8977
491	24.26	59.97	.8311	.4476	.9350	0.0000	.8311	.4476	.9350
492	26.09	59.83	.8445	.4871	.9719	0.0000	.8445	.4871	.9719
493	28.10	60.02	.8604	.5348	1.0139	0.0000	.8604	.5348	1.0139
494	29.97	59.96	.8703	.5785	1.0482	0.0000	.8703	.5785	1.0482
495	32.28	59.86	.8784	.6340	1.0796	0.0000	.8784	.6340	1.0796
496	34.35	59.07	.8916	.6894	1.1105	0.0000	.8916	.6894	1.1105
497	35.89	59.97	.8996	.7326	1.1279	0.0000	.8996	.7326	1.1279
498	37.81	59.98	.9039	.7856	1.1450	0.0000	.9039	.7856	1.1450
499	42.96	59.99	.8501	.8804	1.0913	0.0000	.8501	.8804	1.0913

TEST = 184  
 RUN = 180

PT	ALPHA	Q	CL	CD	CH	CT	CLE	CDE	CHE
2177	-2.09	60.01	-.1296	.0664	-.1958	0.0000	-.1296	.0664	-.1958
2178	-.07	59.81	-.0485	.0507	-.1079	0.0000	-.0485	.0507	-.1079
2179	1.94	59.86	.0351	.0397	-.0167	0.0000	.0351	.0397	-.0167
2180	3.94	59.89	.1169	.0346	.0722	0.0000	.1169	.0346	.0722
2181	5.99	59.91	.1887	.0363	.1930	0.0000	.1887	.0363	.1930
2182	7.90	59.91	.2481	.0416	.2210	0.0000	.2481	.0416	.2210
2183	9.97	59.90	.3150	.0501	.2961	0.0000	.3150	.0501	.2961
2184	11.96	59.90	.3752	.0590	.3695	0.0000	.3752	.0598	.3655
2185	14.06	59.95	.4507	.0743	.4476	0.0000	.4507	.0743	.4476
2186	15.88	60.01	.5163	.0910	.5153	0.0000	.5163	.0910	.5153
2187	18.03	60.03	.5948	.1163	.6024	0.0000	.5948	.1163	.6024
2188	20.00	60.07	.6633	.1450	.6795	0.0000	.6633	.1450	.6795
2189	22.00	60.05	.7379	.1819	.7639	0.0000	.7379	.1819	.7639
2190	24.11	60.07	.8011	.2261	.8460	0.0000	.8011	.2261	.8460
2191	26.06	60.15	.8257	.2696	.8926	0.0000	.8257	.2696	.8926



TABLE 3. - Continued.

TEST = 184  
RUN = 158

PT	ALPHA	Q	CL	CD	CN	CT	CLE	CDE	CNE
2142	-2.02	60.12	.1644	.0356	.0899	0.0000	.1644	.0356	.0899
2143	.02	59.98	.2356	.0299	.1731	0.0000	.2356	.0299	.1731
2144	2.00	59.97	.2920	.0460	.2394	0.0000	.2920	.0460	.2394
2145	3.85	59.96	.3533	.0532	.3073	0.0000	.3533	.0532	.3073
2146	3.88	59.81	.3504	.0527	.3072	0.0000	.3504	.0527	.3072
2147	5.95	59.98	.4166	.0647	.3806	0.0000	.4166	.0647	.3806
2148	8.06	59.99	.5045	.0827	.4763	0.0000	.5045	.0827	.4763
2149	9.93	59.99	.5728	.1019	.5501	0.0000	.5728	.1019	.5501
2150	11.85	60.04	.6470	.1206	.6341	0.0000	.6470	.1206	.6341
2151	14.13	60.04	.7251	.1644	.7250	0.0000	.7251	.1644	.7250
2152	16.05	60.07	.7797	.2019	.7969	0.0000	.7797	.2019	.7969
2153	17.97	60.12	.8054	.2424	.8429	0.0000	.8054	.2424	.8429
2154	19.99	60.12	.8408	.2929	.8952	0.0000	.8408	.2929	.8952
2155	22.08	60.12	.8911	.3498	.9631	0.0000	.8911	.3498	.9631
2156	24.10	60.03	.9069	.3964	1.0059	0.0000	.9069	.3964	1.0059
2157	26.05	60.04	.9177	.4383	1.0441	0.0000	.9177	.4383	1.0441

ORIGINAL PAGE IS  
OF POOR QUALITY

TEST = 184  
RUN = 159

PT	ALPHA	Q	CL	CD	CN	CT	CLE	CDE	CNE
2160	-1.02	59.93	.3880	.0650	.3294	0.0000	.3880	.0650	.3294
2161	-1.05	59.94	.4519	.0762	.4032	0.0000	.4519	.0762	.4032
2162	1.97	59.92	.5212	.0949	.4846	0.0000	.5212	.0949	.4846
2163	3.00	59.92	.5970	.1165	.5720	0.0000	.5970	.1165	.5720
2164	6.14	59.88	.6730	.1407	.6620	0.0000	.6730	.1407	.6620
2165	7.09	59.92	.7337	.1794	.7342	0.0000	.7337	.1794	.7342
2166	10.02	59.92	.7591	.2144	.7764	0.0000	.7591	.2144	.7764
2167	12.05	59.94	.7913	.2503	.8253	0.0000	.7913	.2503	.8253
2168	13.94	60.08	.8337	.3038	.8790	0.0000	.8337	.3038	.8790
2169	16.17	60.08	.8362	.3439	.8969	0.0000	.8362	.3439	.8969
2170	18.01	60.16	.7891	.3589	.8503	0.0000	.7891	.3589	.8503
2171	20.10	60.03	.7922	.3944	.8824	0.0000	.7922	.3944	.8824
2172	22.09	59.88	.7964	.4291	.9082	0.0000	.7964	.4291	.9082
2173	24.15	59.86	.8062	.4688	.9430	0.0000	.8062	.4688	.9430
2174	26.06	59.86	.8200	.5103	.9803	0.0000	.8200	.5103	.9803

TEST = 104  
 RUN = 149

TABLE 3. - Continued.

PT	ALPHA	Q	CL	CD	CN	CT	CLE	CDE	CNE
1979	-2.05	60.12	-.1601	.0882	-.2249	0.0000	-.1601	.0802	-.2249
1980	.13	60.18	-.0730	.0686	-.1263	0.0000	-.0730	.0686	-.1263
1981	1.96	59.99	.0049	.0558	-.0401	0.0000	.0049	.0558	-.0401
1982	4.04	59.93	.0076	.0474	.0511	0.0000	.0076	.0474	.0511
1983	6.10	59.78	-.1679	.0450	.1365	0.0000	.1679	.0450	.1365
1984	7.94	59.83	.2399	.0463	.2154	0.0000	.2399	.0463	.2154
1985	9.97	60.19	.3091	.0525	.2930	0.0000	.3091	.0525	.2930
1986	12.14	60.00	.3785	.0634	.3698	0.0000	.3785	.0634	.3698
1987	14.00	60.00	.4396	.0757	.4373	0.0000	.4396	.0757	.4373
1988	15.98	60.00	.5019	.0918	.5049	0.0000	.5019	.0918	.5049
1989	17.96	60.03	.5622	.1094	.5712	0.0000	.5622	.1094	.5712
1990	20.16	60.04	.6361	.1346	.6519	0.0000	.6361	.1346	.6519
1991	22.08	60.04	.7047	.1648	.7305	0.0000	.7047	.1648	.7305
1992	23.99	60.06	.7787	.2041	.8149	0.0000	.7787	.2041	.8149
1993	26.01	60.17	.8355	.2484	.8847	0.0000	.8355	.2484	.8847

TEST = 184  
 RUN = 151

PT	ALPHA	Q	CL	CD	CN	CT	CLE	CDE	CNE
2013	-2.08	60.04	.1097	.0429	.0380	0.0000	.1097	.0429	.0380
2014	-.31	60.00	.1821	.0419	.1184	0.0000	.1821	.0419	.1184
2015	2.01	59.82	.2569	.0440	.2048	0.0000	.2569	.0440	.2048
2016	4.15	59.84	.3227	.0525	.2011	0.0000	.3227	.0525	.2011
2017	5.97	60.00	.3838	.0609	.3504	0.0000	.3838	.0609	.3504
2018	8.05	60.03	.4506	.0729	.4242	0.0000	.4506	.0729	.4242
2019	10.15	60.06	.5202	.0886	.5000	0.0000	.5202	.0886	.5000
2020	12.11	60.01	.5770	.1044	.5623	0.0000	.5770	.1044	.5623
2021	14.04	59.94	.6514	.1260	.6426	0.0000	.6514	.1260	.6426
2022	16.08	59.96	.7310	.1624	.7324	0.0000	.7310	.1624	.7324
2023	18.04	59.96	.8004	.2040	.8158	0.0000	.8004	.2040	.8158
2024	19.98	59.96	.8475	.2491	.8799	0.0000	.8475	.2491	.8799
2025	21.94	59.97	.8849	.3033	.9420	0.0000	.8849	.3033	.9420
2026	24.02	59.83	.9299	.3655	1.0077	0.0000	.9299	.3655	1.0077
2027	26.10	59.89	.9676	.4271	1.0710	0.0000	.9676	.4271	1.0710

TEST = 180  
 RUN = 30

PT	ALPHA	Q	CL	CD	CN	CT	CLE	CDE	CNE
511	13.30	60.06	.6660	.1427	.6454	0.0000	.6660	.1427	.6454
512	14.05	60.13	.7002	.1585	.6786	0.0000	.7002	.1585	.6786
513	16.06	60.01	.7766	.2010	.7650	0.0000	.7766	.2010	.7650
514	18.01	60.14	.8315	.2498	.8356	0.0000	.8315	.2498	.8356
515	20.03	60.31	.8874	.3059	.8939	0.0000	.8874	.3059	.8939
516	22.02	59.79	.9116	.3649	.9587	0.0000	.9116	.3649	.9587
517	24.04	59.80	.9501	.4230	1.0168	0.0000	.9501	.4230	1.0168
518	26.01	60.03	.9434	.4622	1.0399	0.0000	.9434	.4622	1.0399
519	28.04	60.08	.9314	.5010	1.0610	0.0000	.9314	.5010	1.0610
520	29.97	59.98	.9258	.5414	1.0820	0.0000	.9258	.5414	1.0820
521	31.98	60.06	.9266	.5877	1.1007	0.0000	.9266	.5877	1.1007
522	34.07	60.01	.9399	.6434	1.1475	0.0000	.9399	.6434	1.1475
523	36.02	60.22	.9483	.6958	1.1669	0.0000	.9483	.6958	1.1669
524	38.06	60.27	.9685	.7628	1.1926	0.0000	.9685	.7628	1.1926
525	43.12	59.73	.8847	.8429	1.1272	0.0000	.8847	.8429	1.1272

ORIGINAL PAGE IS  
OF POOR QUALITY

TABLE 3. - Continued.

TEST = 184  
RUN = 150

PT	ALPHA	Q	CL	CD	CH	CT	CLE	CDE	CHE
1996	-1.81	59.83	.3923	.0657	.3367	0.0000	.3923	.0657	.3367
1997	-.01	59.87	.4430	.0763	.3976	0.0000	.4430	.0763	.3976
1998	1.92	60.11	.5057	.0887	.4720	0.0000	.5057	.0887	.4720
1999	4.11	60.12	.5739	.1070	.5504	0.0000	.5739	.1070	.5504
2000	5.98	60.01	.6511	.1308	.6353	0.0000	.6511	.1308	.6353
2001	8.12	60.00	.7301	.1667	.7280	0.0000	.7301	.1667	.7280
2002	10.03	59.98	.7744	.2026	.7855	0.0000	.7744	.2026	.7855
2003	12.15	59.96	.8210	.2491	.8473	0.0000	.8210	.2491	.8473
2004	13.99	60.06	.8514	.2949	.8905	0.0000	.8514	.2949	.8905
2005	16.14	60.04	.8692	.3422	.9258	0.0000	.8692	.3422	.9258
2006	18.11	60.08	.8567	.3762	.9271	0.0000	.8567	.3762	.9271
2007	20.06	60.09	.8259	.4004	.9146	0.0000	.8259	.4004	.9146
2008	21.98	60.09	.8279	.4347	.9370	0.0000	.8279	.4347	.9370
2009	24.10	60.06	.8309	.4711	.9632	0.0000	.8309	.4711	.9632
2010	26.08	60.02	.8411	.5145	.9987	0.0000	.8411	.5145	.9987

TEST = 180  
RUN = 31

PT	ALPHA	Q	CL	CD	CH	CT	CLE	CDE	CHE
528	13.66	60.17	.8071	.2219	.7928	0.0000	.8071	.2219	.7928
529	14.00	60.06	.8131	.2293	.8008	0.0000	.8131	.2293	.8008
530	15.96	60.11	.8443	.2775	.8495	0.0000	.8443	.2775	.8495
531	18.09	60.20	.8801	.3361	.9105	0.0000	.8801	.3361	.9105
532	20.00	60.20	.9052	.3814	.9519	0.0000	.9052	.3814	.9519
533	22.03	60.03	.8837	.4167	.9520	0.0000	.8837	.4167	.9520
534	24.01	60.17	.8717	.4514	.9599	0.0000	.8717	.4514	.9599
535	26.01	59.95	.8739	.4930	.9897	0.0000	.8739	.4930	.9897
536	27.97	59.97	.8885	.5388	1.0309	0.0000	.8885	.5388	1.0309
537	30.00	59.97	.9005	.5889	1.0704	0.0000	.9005	.5889	1.0704
538	31.99	59.93	.9024	.6340	1.0933	0.0000	.9024	.6340	1.0933
539	34.02	59.90	.9072	.6854	1.1192	0.0000	.9072	.6854	1.1192
540	36.10	60.03	.9181	.7441	1.1475	0.0000	.9181	.7441	1.1475
541	38.04	60.28	.9199	.7944	1.1595	0.0000	.9199	.7944	1.1595
542	43.02	60.00	.8588	.8840	1.1048	0.0000	.8588	.8840	1.1048

TEST = 184  
RUN = 33

TABLE 3. - Continued.

PT	ALPHA	D	CL	CD	CH	CT	CLE	CDE	CHE
572	-2.04	60.41	.2744	-.1340	-.4388	.2015	.2122	.0577	-.3440
573	-.07	60.32	.4217	-.1296	-.3931	.2002	.3535	.0586	-.3198
574	2.01	60.11	.5893	-.1168	-.3625	.1993	.5146	.0680	-.2905
575	3.95	59.98	.7225	-.0996	-.3399	.1989	.6417	.0822	-.2690
576	6.10	59.98	.8814	-.0787	-.3135	.2022	.7924	.1029	-.2424
577	7.97	59.94	1.0330	-.0484	-.2890	.2019	.9383	.1299	-.2190
578	9.99	59.86	1.2057	-.0036	-.2694	.2048	1.1033	.1738	-.1993
579	12.00	59.99	1.3933	.0586	-.2284	.2041	1.2851	.2318	-.1595
580	13.91	59.84	1.5690	.1306	-.1761	.2045	1.4549	.3003	-.1079
581	16.03	59.85	1.7303	.2287	-.1052	.2043	1.6301	.3940	-.0380
582	17.99	60.01	1.9124	.3353	-.0639	.2038	1.7870	.4959	.0024
583	19.94	60.19	2.1025	.4665	-.0190	.2029	1.9722	.6220	.0401
584	22.03	60.02	2.2981	.6158	.0703	.2034	2.1619	.7659	.1348
585	24.14	60.02	2.4461	.7646	.1231	.2032	2.3646	.9104	.2867
586	26.06	59.90	2.5025	.9135	.1340	.2034	2.4361	1.0547	.4969

TEST = 184  
RUN = 137

PT	ALPHA	D	CL	CD	CH	CT	CLE	CDE	CHE
2129	-1.98	60.13	-.0161	.0304	-.0610	0.0000	-.0161	.0304	-.0610
2126	-.02	60.13	.0542	.0271	.0243	0.0000	.0542	.0271	.0243
2127	1.92	60.12	.1141	.0279	.0974	0.0000	.1141	.0279	.0974
2128	4.00	60.12	.1900	.0308	.1877	0.0000	.1900	.0308	.1877
2129	5.97	60.00	.2545	.0376	.2645	0.0000	.2545	.0376	.2645
2130	7.98	59.99	.3241	.0501	.3468	0.0000	.3241	.0501	.3468
2131	9.93	59.99	.4023	.0661	.4402	0.0000	.4023	.0661	.4402
2132	12.02	60.00	.4861	.0908	.5385	0.0000	.4861	.0908	.5385
2133	13.93	60.00	.5803	.1224	.6461	0.0000	.5803	.1224	.6461
2134	16.06	60.00	.6693	.1629	.7544	0.0000	.6693	.1629	.7544
2135	17.97	60.00	.7425	.2061	.8450	0.0000	.7425	.2061	.8450
2136	19.94	59.99	.8366	.2622	.9384	0.0000	.8366	.2622	.9384
2137	21.97	59.89	.8849	.3103	1.0040	0.0000	.8849	.3103	1.0040
2138	23.99	59.94	.9211	.3595	1.1085	0.0000	.9211	.3595	1.1085
2139	25.95	59.85	.9262	.4013	1.1459	0.0000	.9262	.4013	1.1459

TEST = 184  
RUN = 144

PT	ALPHA	D	CL	CD	CH	CT	CLE	CDE	CHE
1894	-2.12	60.03	-.1020	.0443	-.1082	0.0000	-.1020	.0443	-.1082
1895	-.07	60.03	.0038	.0330	-.0008	0.0000	.0038	.0330	-.0008
1896	1.97	60.03	.1073	.0298	.1010	0.0000	.1073	.0298	.1010
1897	3.94	60.04	.2084	.0300	.1991	0.0000	.2084	.0300	.1991
1898	6.10	60.04	.2964	.0350	.2862	0.0000	.2964	.0350	.2862
1899	8.10	60.03	.3968	.0443	.3887	0.0000	.3968	.0443	.3887
1890	10.00	60.02	.4746	.0608	.4748	0.0000	.4746	.0608	.4740
1891	12.05	60.02	.5735	.0805	.5826	0.0000	.5735	.0805	.5826
1892	14.01	60.01	.6661	.1238	.6881	0.0000	.6661	.1238	.6881
1893	16.04	60.01	.7530	.1677	.7935	0.0000	.7530	.1677	.7935
1894	18.15	60.03	.8578	.2272	.9214	0.0000	.8578	.2272	.9214
1895	20.13	59.97	.9192	.2798	1.0078	0.0000	.9192	.2798	1.0078
1896	21.97	59.98	.9554	.3252	1.0701	0.0000	.9554	.3252	1.0701
1897	24.02	59.96	.9762	.3732	1.1248	0.0000	.9762	.3732	1.1248
1898	26.03	59.98	1.0223	.4312	1.1958	0.0000	1.0223	.4312	1.1958

TEST = 104  
RUN = 34

PT	ALPHA	D	CL	CD	CH	CT	CLE	CDE	CHE
996	-2.09	60.26	.0756	.0541	-.3479	0.0000	-.0756	.0541	-.3479
997	-.05	60.11	.2402	.0475	-.2786	0.0000	.2402	.0475	-.2786
999	2.03	60.03	.3901	.0496	-.2203	0.0000	.3901	.0496	-.2203
999	4.02	60.01	.5655	.0592	-.1605	0.0000	.5655	.0592	-.1605
600	5.95	59.94	.7216	.0747	-.1055	0.0000	.7216	.0747	-.1055
601	8.06	60.05	.914	.0905	-.0524	0.0000	.914	.0905	-.0524
602	10.05	60.12	1.0677	.1385	-.0074	0.0000	1.0677	.1385	-.0074
603	12.03	60.14	1.2487	.1924	.0429	0.0000	1.2487	.1924	.0429
604	13.90	60.04	1.4122	.2559	.0807	0.0000	1.4122	.2559	.0807
605	16.05	59.98	1.5961	.3493	.1439	0.0000	1.5961	.3493	.1439
606	18.04	60.11	1.7709	.4587	.2068	0.0000	1.7709	.4587	.2068
607	20.02	60.02	1.9309	.5792	.2696	0.0000	1.9309	.5792	.2696
608	22.00	60.10	2.1141	.7159	.3513	0.0000	2.1141	.7159	.3513
609	24.02	60.03	2.2680	.8576	.4149	0.0000	2.2680	.8576	.4149
610	25.93	59.95	2.3661	.9868	.4799	0.0000	2.3661	.9868	.4799

TABLE 3. - Continued.

TEST # 184  
RUN # 145

PT	ALPHA	Q	CL	CD	CH	CT	CLE	CDE	CHE
1901	-2.03	59.67	-.1104	.0419	-.1074	0.0000	-.1104	.0419	-.1074
1902	.06	59.92	-.0035	.0328	-.0035	0.0000	-.0035	.0328	-.0035
1903	1.98	60.05	.0958	.0287	.0909	0.0000	.0958	.0287	.0909
1904	4.17	60.05	.1991	.0293	.1882	0.0000	.1991	.0293	.1882
1905	6.01	60.11	.2876	.0327	.2729	0.0000	.2876	.0327	.2729
1906	8.00	60.05	.3807	.0390	.3606	0.0000	.3807	.0390	.3606
1907	10.08	60.01	.4711	.0540	.4510	0.0000	.4711	.0540	.4510
1908	12.04	60.00	.5595	.0781	.5376	0.0000	.5595	.0781	.5376
1909	14.05	59.93	.6398	.1106	.6303	0.0000	.6398	.1106	.6303
1910	16.11	59.96	.7208	.1511	.7178	0.0000	.7208	.1511	.7178
1911	18.09	60.01	.7767	.1943	.7916	0.0000	.7767	.1993	.7916
1912	20.05	59.99	.8286	.2514	.8666	0.0000	.8286	.2514	.8666
1913	21.92	59.97	.8826	.3038	.9343	0.0000	.8826	.3038	.9343
1914	24.02	59.97	.9220	.3608	.9916	0.0000	.9220	.3608	.9916
1915	26.13	59.98	.9369	.4106	1.0335	0.0000	.9369	.4106	1.0335

TEST # 184  
RUN # 35

PT	ALPHA	Q	CL	CD	CH	CT	CLE	CDE	CHE
611	-2.04	60.04	.1642	-.0349	-.4412	.1061	.1315	.0660	-.4019
612	-.00	59.71	.3397	-.0385	-.3716	.1069	.3032	.0619	-.3325
613	1.94	60.02	.5050	-.0330	-.3144	.1065	.4652	.0658	-.2759
614	3.99	59.98	.6767	-.0202	-.2582	.1065	.6334	.0771	-.2202
615	5.98	60.28	.8518	-.0007	-.2028	.1061	.8053	.0946	-.1655
616	7.98	60.02	1.0114	.0269	-.1590	.1065	.9614	.1209	-.1221
617	10.03	60.08	1.1980	.0717	-.1185	.1065	1.1447	.1640	-.0820
618	11.95	59.90	1.3755	.1264	-.0777	.1067	1.3190	.2169	-.0416
619	14.08	59.85	1.5841	.2097	-.0290	.1068	1.5243	.2982	.0066
620	16.16	60.03	1.7550	.3061	.0401	.1065	1.6922	.3921	.0751
621	18.02	59.99	1.9239	.4145	.0889	.1065	1.8982	.4984	.1235
622	20.09	60.19	2.1208	.5548	.1546	.1059	2.0527	.6358	.1886
623	22.10	59.98	2.3040	.6977	.2347	.1063	2.2328	.7766	.2684
624	23.99	59.85	2.4541	.8386	.3015	.1065	2.3802	.9152	.3348
625	25.99	59.89	2.5613	.9804	.2796	.1063	2.4848	1.0543	.3125

TABLE 3. - Continued.

TEST = 184  
RUN = 116

PT	ALPHA	Q	CL	CD	CH	CT	CLE	CDE	CNE
2330	-2.18	60.59	-.4137	.2530	-.4379	0.0000	-.4137	.2538	-.4379
2339	-.06	60.73	-.3190	.2218	-.5252	0.0000	-.3190	.2210	-.5252
2340	1.09	60.64	-.2124	.1900	-.5443	0.0000	-.2124	.1900	-.5443
2341	3.93	59.92	-.0763	.1503	-.5452	0.0000	-.0765	.1503	-.5452
2342	6.02	59.90	.0577	.1377	-.5436	0.0000	.0577	.1377	-.5436
2343	8.05	59.79	.2113	.1234	-.5103	0.0000	.2113	.1234	-.5103
2344	10.05	59.75	.3646	.1210	-.4657	0.0000	.3646	.1210	-.4657
2345	12.26	60.20	.5337	.1375	-.4163	0.0000	.5337	.1375	-.4163
2346	14.22	60.25	.6024	.1642	-.3827	0.0000	.6024	.1642	-.3827
2347	16.05	60.45	.8447	.2032	-.3627	0.0000	.8447	.2032	-.3627
2348	18.10	60.24	1.0060	.2503	-.3510	0.0000	1.0060	.2503	-.3510
2349	20.19	60.37	1.1346	.3167	-.3254	0.0000	1.1346	.3167	-.3254
2350	22.11	60.13	1.2704	.3837	-.2964	0.0000	1.2704	.3837	-.2964
2351	23.98	59.96	1.3911	.4516	-.2820	0.0000	1.3911	.4516	-.2820
2352	25.99	59.95	1.5173	.5331	-.2680	0.0000	1.5173	.5331	-.2680

TEST = 184  
RUN = 117

PT	ALPHA	Q	CL	CD	CH	CT	CLE	CDE	CNE
2353	-2.04	60.09	-.4193	.1951	-.4374	.1039	-.4156	.2509	-.4369
2354	-.11	60.13	-.3354	.1316	-.5213	.1039	-.3392	.2355	-.5213
2355	2.11	60.04	-.1973	.0913	-.5468	.1039	-.2014	.1951	-.5474
2356	4.03	60.16	-.0555	.0600	-.5464	.1039	-.0628	.1637	-.5474
2357	6.00	60.12	.0784	.0406	-.5414	.1040	.0675	.1440	-.5430
2358	8.04	60.01	.2249	.0280	-.5120	.1042	.2103	.1313	-.5142
2359	10.11	59.95	.3971	.0267	-.4860	.1046	.3787	.1297	-.4600
2360	12.00	60.30	.5402	.0410	-.4288	.1036	.5187	.1424	-.4321
2361	13.99	60.30	.7074	.0700	-.3924	.1036	.6024	.1706	-.3962
2362	16.13	60.42	.8974	.1171	-.3749	.1034	.8697	.2165	-.3788
2363	18.19	60.42	1.0751	.1770	-.3667	.1032	1.0429	.2750	-.3716
2364	20.13	60.05	1.2131	.2366	-.3476	.1040	1.1773	.3342	-.3530
2365	21.95	59.99	1.3321	.2982	-.3279	.1039	1.2933	.3949	-.3337
2366	23.99	60.36	1.4690	.3765	-.3149	.1033	1.4270	.4709	-.3200
2367	25.96	60.16	1.6092	.4615	-.3066	.1037	1.5590	.5547	-.3134

TEST = 184  
RUN = 119

PT	ALPHA	Q	CL	CD	CH	CT	CLE	CDE	CNE
2368	-2.10	60.04	-.4075	.0575	-.4427	.2045	-.3997	.2610	-.4416
2369	.01	60.13	-.3165	.0322	-.5266	.2040	-.3165	.2361	-.5267
2370	1.96	60.27	-.1904	-.0008	-.5404	.2037	-.2054	.2020	-.5415
2371	3.93	60.19	-.0573	-.0300	-.5400	.2039	-.0713	.1734	-.5429
2372	5.90	60.24	.0973	-.0534	-.5453	.2037	.0764	.1492	-.5404
2373	7.97	60.13	.2443	-.0685	-.5100	.2042	.2160	.1337	-.5222
2374	9.93	59.97	.4078	-.0695	-.4817	.3047	.3725	.1321	-.4870
2375	11.89	60.10	.5528	-.0549	-.4400	.2042	.5100	.1449	-.4471
2376	14.10	60.18	.7452	-.0217	-.4045	.2037	.6956	.1759	-.4120
2377	15.91	60.14	.9209	.0210	-.3917	.2035	.8651	.2176	-.4001
2378	18.05	60.04	1.1111	.0830	-.3820	.2038	1.0479	.2775	-.3915
2379	20.18	60.03	1.2615	.1509	-.3602	.2040	1.1912	.3424	-.3708
2380	22.06	59.98	1.3931	.2166	-.3419	.2037	1.3166	.4053	-.3533
2381	23.92	59.84	1.5140	.2874	-.3244	.2042	1.4312	.4761	-.3368
2382	26.00	60.04	1.6503	.3806	-.3151	.2034	1.5609	.5632	-.3205



TEST = 184  
 RUN = 115

TABLE 3.- Continued.

PT	ALPHA	Q	CL	CD	CH	CT	CLE	CDE	CNE
2317	-2.01	60.13	-.4331	.0125	-.4539	.2040	-.4259	.2164	-.4528
2318	-.05	60.13	-.2944	-.0230	-.4627	.2039	-.2942	.1809	-.4627
2319	1.92	60.14	-.1416	-.0535	-.4711	.2038	-.1484	.1503	-.4721
2320	3.98	60.13	.0246	-.0801	-.4505	.2039	.0104	.1233	-.4527
2321	6.04	60.12	.1820	-.0975	-.4269	.2039	.1605	.1053	-.4301
2322	8.12	59.90	.3418	-.1051	-.3942	.2047	.3129	.0976	-.3985
2323	10.10	60.00	.5148	-.1016	-.3517	.2043	.4789	.0996	-.3571
2324	12.00	60.12	.6559	-.0825	-.3168	.2036	.6135	.1166	-.3232
2325	14.15	60.11	.8414	-.0394	-.2822	.2038	.7916	.1583	-.2897
2326	15.99	60.16	.9949	.0106	-.2705	.2034	.9389	.2061	-.2789
2327	18.05	60.18	1.1865	.0787	-.2646	.2033	1.1235	.2720	-.2740
2328	20.14	60.00	1.3398	.1479	-.2471	.2039	1.2697	.3390	-.2576
2329	22.06	60.16	1.4725	.2178	-.2344	.2030	1.3963	.4059	-.2459
2330	24.00	60.04	1.6194	.3018	-.2219	.2031	1.5368	.4873	-.2343
2331	26.08	60.06	1.7653	.4015	-.1968	.2029	1.6761	.5838	-.2102

TEST = 184  
 RUN = 319

PT	ALPHA	Q	CL	CD	CH	CT	CLE	CDE	CNE
4832	12.92	60.11	.8068	-.0629	-.2665	.1989	.7623	.1310	-.2732
4833	13.98	60.12	.8906	-.0367	-.2598	.1981	.8428	.1555	-.2670
4834	15.99	60.06	1.0698	.0192	-.2424	.1983	1.0151	.2098	-.2506
4835	17.96	59.89	1.2179	.0782	-.2218	.1991	1.1565	.2676	-.2310
4836	19.93	59.93	1.3910	.1497	-.2094	.2003	1.3227	.3380	-.2196
4837	22.05	60.02	1.5491	.2339	-.1872	.1998	1.4741	.4191	-.1984
4838	23.96	59.97	1.7165	.3290	-.1674	.1999	1.6354	.5124	-.1795
4839	25.99	60.04	1.8588	.4293	-.1335	.1995	1.7694	.6086	-.1466
4840	28.11	60.00	2.0025	.5478	-.0937	.1993	1.9086	.7236	-.1078
4841	30.09	59.92	2.1449	.6813	-.0843	.1995	2.0449	.8539	-.0993
4842	31.97	60.03	2.2806	.8220	-.0592	.1990	2.1752	.9908	-.0711
4843	33.96	60.02	2.3995	.9720	-.0334	.1991	2.2883	1.1372	-.0501
4844	35.94	59.89	2.5137	1.1472	-.0300	.1995	2.3967	1.3087	-.0475
4845	37.96	59.46	2.6087	1.3151	-.0097	.2009	2.4851	1.4735	-.0282
4846	40.06	59.85	2.6842	1.4904	.0228	.1995	2.5558	1.6431	.0035
4847	40.96	59.93	2.6954	1.5577	.0294	.1992	2.5648	1.7082	.0098







ORIGINAL PAGE IS  
OF POOR QUALITY

TABLE 3. - Continued.

TEST = 184  
RUN = 277

PT	ALPHA	Q	CL	CD	CM	CT	CLE	CDE	CNE
4072	-2.05	60.04	-.2329	-.1068	-.3059	.2019	-.2257	.0950	-.3049
4073	.03	60.06	-.0578	-.1200	-.2682	.2016	-.0579	.0736	-.2682
4074	2.04	60.01	.0970	-.1570	-.2305	.2021	.0906	.0641	-.2316
4075	4.15	59.96	.2590	-.1394	-.1935	.2022	.2469	.0623	-.1957
4076	6.02	59.91	.4049	-.1337	-.1655	.2022	.3037	.0674	-.1687
4077	8.12	59.94	.5660	-.1173	-.1506	.2020	.5375	.0826	-.1549
4078	10.02	59.98	.7324	-.0929	-.1447	.2020	.6972	.1059	-.1500
4079	12.06	60.01	.9209	-.0566	-.1306	.2034	.8784	.1423	-.1370
4080	14.60	60.01	1.1233	.0056	-.1015	.2032	1.0721	.2022	-.1092
4081	16.06	60.08	1.2448	.0524	-.0847	.2026	1.1888	.2471	-.0931
4082	18.46	60.06	1.4627	.1489	-.0537	.2026	1.3985	.3411	-.0633
4083	19.97	60.00	1.5985	.2194	-.0222	.2027	1.5292	.4099	-.0326
4084	22.07	60.03	1.7443	.3186	.0127	.2029	1.6682	.5063	.0012
4085	24.03	59.92	1.9123	.4369	.0301	.2028	1.8297	.6217	.0178
4086	26.22	59.84	2.0793	.5806	.0501	.2029	1.9896	.7627	.0366

TEST = 184  
RUN = 278

PT	ALPHA	Q	CL	CD	CM	CT	CLE	CDE	CNE
4087	-2.04	30.14	-.2606	-.8618	-.3348	.9918	-.2253	.1293	-.3295
4088	.00	29.91	-.0557	-.8902	-.2949	.9991	-.0558	.1089	-.2949
4089	2.07	29.95	.1325	-.0972	-.2572	.9962	.0965	.0983	-.2626
4090	4.08	30.01	.3333	-.0968	-.2146	.9943	.2626	.0950	-.2253
4091	6.07	30.02	.4998	-.0851	-.1896	.9932	.3948	.1026	-.2054
4092	8.20	30.02	.6891	-.8638	-.1633	.9930	.5474	.1190	-.1846
4093	10.11	30.01	.8889	-.8274	-.1530	.9927	.7146	.1499	-.1791
4094	11.98	30.01	1.0773	-.7837	-.1401	.9925	.8713	.1871	-.1710
4095	14.02	30.00	1.2828	-.7255	-.1121	.9953	1.0416	.2401	-.1482
4096	16.02	30.00	1.4716	-.6548	-.0789	.9946	1.1971	.3012	-.1201
4097	18.20	30.00	1.6883	-.5605	-.0522	.9933	1.3780	.3830	-.0987
4098	20.08	29.99	1.8626	-.4718	-.0103	.9930	1.5210	.4609	-.0615
4099	22.31	29.99	2.0764	-.3477	.0422	.9930	1.6999	.5710	-.0144
4100	24.12	29.99	2.2278	-.2370	.0570	.9923	1.8223	.6686	-.0038
4101	26.15	29.98	2.4384	-.0900	.0797	.9995	1.9979	.8072	.0136

TEST = 184  
RUN = 279

PT	ALPHA	Q	CL	CD	CM	CT	CLE	CDE	CNE
4102	-2.01	20.08	-.2660	-1.8338	-.3603	1.9860	-.1962	.1517	-.3499
4103	.62	20.10	.0028	-1.8514	-.3145	1.9825	-.0186	.1309	-.3177
4104	2.04	20.10	.1833	-1.0505	-.2701	1.9817	.1127	.1219	-.2087
4105	4.13	20.11	.4122	-1.8544	-.2344	1.9790	.2696	.1195	-.2558
4106	6.03	20.11	.6196	-1.8433	-.2062	1.9801	.4117	.1259	-.2374
4107	8.00	20.08	.8341	-1.8249	-.1769	1.9879	.5549	.1433	-.2187
4108	10.08	20.08	1.0832	-1.7796	-.1599	1.9856	.7356	.1754	-.2120
4109	12.12	20.08	1.3242	-1.7232	-.1402	1.9864	.9070	.2109	-.2028
4110	14.18	20.08	1.5598	-1.6519	-.1083	1.9849	1.0734	.2724	-.1813
4111	16.15	20.07	1.7630	-1.5749	-.0681	1.9841	1.2111	.3310	-.1508
4112	18.33	20.07	2.0284	-1.4615	-.0281	1.9822	1.4051	.4202	-.1216
4113	20.12	20.07	2.2278	-1.3601	.0188	1.9810	1.5459	.5007	-.0834
4114	22.03	20.07	2.4210	-1.2514	.0692	1.9880	1.6755	.5915	-.0426
4115	24.11	20.07	2.6394	-1.1001	.0901	1.9864	1.8279	.7130	-.0317
4116	26.23	20.07	2.8678	-.9289	.1254	1.9857	1.9901	.8523	-.0062



















TEST = 184  
 RUN = 417

TABLE 3. - Continued.

PT	ALPHA	Q	CL	CO	CH	CT	CLE	CDE	CHE
5606	12.90	30.25	1.2706	-.7382	.1818	.9956	1.0482	.2322	.1484
5607	14.02	30.18	1.3795	-.6981	.1995	.9969	1.1380	.2691	.1633
5608	16.29	30.16	1.6138	-.5989	.2373	.9970	1.3342	.3581	.1953
5609	17.96	30.11	1.7713	-.5123	.2914	.9983	1.4635	.4374	.2053
5610	20.03	30.02	1.9699	-.3885	.2916	.9998	1.6276	.5506	.2403
5611	22.05	29.98	2.1634	-.2960	.3383	1.0022	1.7872	.6721	.2819
5612	23.93	30.15	2.3443	-.1037	.3393	.9954	1.9406	.8062	.2788
5613	26.05	30.17	2.5047	.0944	.3661	.9933	2.0685	.9468	.3007
5614	28.00	30.18	2.6347	.2015	.3658	.9915	2.1692	1.0769	.2960
5615	29.97	30.18	2.7520	.3531	.3749	.9920	2.2564	1.2125	.3005
5616	31.98	30.18	2.8845	.5269	.3899	.9913	2.3595	1.3677	.3111
5617	33.98	30.18	2.9977	.7016	.3886	.9925	2.4429	1.5246	.3054
5618	36.03	30.05	3.0883	.8777	.4059	.9948	2.5032	1.6822	.3181
5619	37.94	29.94	3.1736	1.0459	.4294	1.0059	2.5550	1.8392	.3366
5620	39.98	30.08	3.2624	1.2566	.4531	.9994	2.6202	2.0224	.3568
5621	40.88	30.10	3.2640	1.3262	.4639	.9978	2.6110	2.0806	.3659

TEST = 184  
 RUN = 418

PT	ALPHA	Q	CL	CO	CH	CT	CLE	CDE	CHE
5622	12.82	19.61	1.5078	-1.7402	.2098	2.0408	1.0550	.2497	.1416
5623	14.06	20.16	1.6402	-1.6440	.2343	1.9919	1.1564	.2083	.1617
5624	16.09	20.17	1.8906	-1.5421	.2687	1.9892	1.3394	.3692	.1860
5625	17.89	20.17	2.0904	-1.4362	.2906	1.9881	1.4797	.4557	.1990
5626	20.05	20.17	2.3340	-1.2933	.3353	1.9873	1.6527	.5736	.2331
5627	22.01	20.17	2.5522	-1.1457	.3828	1.9858	1.8081	.6955	.2712
5628	23.94	20.15	2.7319	-.9968	.3800	1.9856	1.9261	.8180	.2591
5629	25.96	20.11	2.9366	-.8257	.4101	1.9882	2.0663	.9619	.2795
5630	27.92	20.10	3.0874	-.6704	.4219	1.9946	2.1534	1.0920	.2818
5631	30.17	20.09	3.2732	-.4644	.4417	1.9939	2.2711	1.2594	.2914
5632	32.00	20.08	3.4165	-.2907	.4497	1.9944	2.3596	1.4006	.2912
5633	34.13	20.08	3.5536	-.0880	.4698	1.9948	2.4344	1.5633	.3020
5634	36.04	20.06	3.6760	.1030	.4951	1.9968	2.5011	1.7177	.3189
5635	37.94	19.85	3.7898	.2802	.5026	2.0159	2.5503	1.8700	.3166
5636	40.13	19.63	3.9199	.4975	.5333	2.0383	2.6062	2.0560	.3362
5637	41.04	20.08	3.9700	.6619	.5531	1.9929	2.6615	2.1649	.3568

TABLE 3. - Continued.

TEST = 184  
RUN = 119

PT	ALPHA	Q	CL	CD	CH	CT	CLE	CDE	CHE
2385	-2.03	60.13	-.1715	.0563	.2016	0.0000	-.1715	.0563	.2016
2386	.11	59.98	-.0258	.0472	.2127	0.0000	-.0258	.0472	.2127
2387	2.00	60.08	.1227	.0475	.2257	0.0000	.1227	.0475	.2257
2388	4.01	59.86	.2789	.0542	.2420	0.0000	.2789	.0542	.2420
2389	8.15	59.94	.4378	.0704	.2686	0.0000	.4378	.0704	.2686
2390	8.10	60.10	.5997	.0996	.3141	0.0000	.5997	.0996	.3141
2391	10.07	60.32	.7451	.1354	.3496	0.0000	.7451	.1354	.3496
2392	11.99	59.97	.8896	.1789	.3898	0.0000	.8896	.1789	.3898
2393	13.97	59.87	1.0354	.2400	.4193	0.0000	1.0354	.2400	.4193
2394	16.00	59.99	1.2065	.3215	.4443	0.0000	1.2065	.3215	.4443
2395	18.07	59.99	1.3610	.4111	.4667	0.0000	1.3610	.4111	.4667
2396	20.11	59.83	1.5093	.5125	.4654	0.0000	1.5093	.5125	.4654
2397	22.08	59.94	1.6331	.6183	.4415	0.0000	1.6331	.6183	.4415
2398	24.04	59.83	1.7595	.7330	.4420	0.0000	1.7595	.7330	.4420
2399	26.05	59.84	1.8902	.8638	.4622	0.0006	1.8902	.8638	.4622

TEST = 184  
RUN = 320

PT	ALPHA	Q	CL	CD	CH	CT	CLE	CDE	CHE
4850	13.35	60.16	1.0251	.2291	.3875	0.0000	1.0251	.2291	.3875
4851	13.99	60.15	1.0792	.2535	.3920	0.0000	1.0792	.2535	.3920
4852	19.95	60.12	1.2388	.3313	.4124	0.0000	1.2388	.3313	.4124
4853	17.84	60.04	1.3839	.4144	.4212	0.0000	1.3839	.4144	.4212
4854	19.94	60.03	1.5422	.5192	.4406	0.0000	1.5422	.5192	.4406
4855	21.99	60.02	1.6674	.6268	.4326	0.0000	1.6674	.6268	.4326
4856	23.93	59.96	1.7832	.7396	.4221	0.0000	1.7832	.7396	.4221
4857	26.17	60.27	1.9170	.8824	.4474	0.0000	1.9170	.8824	.4474
4858	28.11	60.27	2.0029	1.0032	.4695	0.0000	2.0029	1.0032	.4695
4859	29.94	60.08	2.1120	1.1415	.4944	0.0000	2.1120	1.1415	.4944
4860	32.00	59.89	2.1928	1.2858	.5087	0.0000	2.1928	1.2858	.5087
4861	33.81	59.76	2.2718	1.4290	.5301	0.0000	2.2718	1.4290	.5301
4862	35.91	60.15	2.3377	1.5891	.5468	0.0000	2.3377	1.5891	.5468
4863	37.99	60.06	2.3598	1.7274	.5591	0.0000	2.3598	1.7274	.5591
4864	40.00	59.72	2.3640	1.8596	.5936	0.0000	2.3640	1.8596	.5936
4865	40.00	59.63	2.3424	1.9105	.6008	0.0007	2.3424	1.9105	.6008

ORIGINAL PAGE IS  
OF POOR QUALITY

TEST = 184  
RUN = 120

PT	ALPHA	Q	CL	CD	CH	CT	CLE	CDE	CHE
2400	-1.99	60.03	-.1861	-.0359	.1996	-.1051	-.1825	-.0691	.2002
2401	2.05	60.01	.1227	-.0486	.2186	.1054	.1190	.0566	.2181
2402	4.02	59.96	.2879	-.0429	.2337	.1056	.2805	.0624	.2326
2403	5.91	59.97	.4408	-.0290	.2563	.1056	.4300	.0761	.2549
2404	7.93	59.96	.6021	-.0003	.2963	.1056	.5876	.1043	.2941
2405	10.09	59.97	.7843	.0412	.3379	.1056	.7658	.1452	.3351
2406	12.05	60.04	.9300	.0865	.3725	.1054	.9000	.1895	.3692
2407	13.96	60.04	1.0779	.1476	.3975	.1052	1.0525	.2497	.3937
2408	16.22	60.27	1.2661	.2402	.4189	.1046	1.2368	.3406	.4145
2409	18.16	60.11	1.4265	.3310	.4263	.1050	1.3938	.4315	.4214
2410	20.00	60.10	1.5674	.4265	.4418	.1049	1.5315	.5251	.4364
2411	22.08	59.67	1.7066	.5419	.4206	.1055	1.6669	.6397	.4146
2412	24.09	59.82	1.8380	.6617	.4122	.1053	1.7921	.7578	.4058
2413	26.07	60.01	1.9781	.7983	.4284	.1049	1.9320	.8924	.4215

TEST = 184  
RUN = 321

PT	ALPHA	Q	CL	CD	CH	CT	CLE	CDE	CHE
4866	13.31	60.04	1.0798	.1372	.3580	-.1019	1.0564	.2364	.3544
4867	14.00	60.19	1.1315	.1610	.3614	.1019	1.1069	.2607	.3577
4868	15.99	59.98	1.3095	.2487	.3799	.1023	1.2613	.3470	.3757
4869	18.08	59.98	1.4621	.3418	.3857	.1025	1.4303	.4393	.3810
4870	20.10	59.85	1.6100	.4441	.4031	.1027	1.5747	.5406	.3978
4871	21.93	59.86	1.7411	.5512	.3922	.1028	1.7027	.6466	.3865
4872	24.09	60.36	1.8725	.6780	.3819	.1018	1.8310	.7710	.3797
4873	25.92	60.21	1.9890	.7972	.4016	.1020	1.9444	.8890	.3949
4874	27.95	60.03	2.1098	.9382	.4238	.1023	2.0618	1.0286	.4166
4875	30.03	59.85	2.2218	1.0900	.4451	.1025	2.1705	1.1787	.4374
4876	31.99	59.72	2.3100	1.2353	.4534	.1028	2.2556	1.3225	.4452
4877	33.93	59.59	2.3966	1.3915	.4675	.1029	2.3392	1.4769	.4589
4878	35.91	59.20	2.4691	1.5511	.4734	.1037	2.4082	1.6351	.4643
4879	38.09	59.72	2.5295	1.7270	.4952	.1028	2.4661	1.8079	.4856
4880	39.85	60.00	2.5454	1.8582	.5212	.1022	2.4799	1.9366	.5114
4881	41.10	60.14	2.5113	1.9204	.5306	.1019	2.4443	1.9972	.5205



TEST = 184  
 RUN = 280

TABLE 3.- Continued.

PT	ALPHA	Q	CL	CD	CN	CT	CLE	CDE	CNE
4119	-1.95	59.86	-.0726	.0314	.1506	0.0000	-.0726	.0314	.1506
4120	.30	59.94	.1101	.0323	.1723	0.0000	.1101	.0323	.1723
4121	2.05	59.94	.2241	.0380	.1945	0.0000	.2241	.0380	.1945
4122	4.06	59.92	.3680	.0527	.2238	0.0000	.3680	.0527	.2238
4123	6.18	59.96	.5314	.0778	.2626	0.0000	.5314	.0778	.2626
4124	8.17	59.94	.6944	.1131	.3027	0.0000	.6944	.1131	.3027
4125	10.28	59.96	.8681	.1621	.3328	0.0000	.8681	.1621	.3328
4126	12.11	59.94	1.0239	.2163	.3464	0.0000	1.0239	.2163	.3464
4127	14.11	59.94	1.1797	.2863	.3560	0.0000	1.1797	.2863	.3560
4128	16.23	60.06	1.3210	.3679	.3733	0.0000	1.3210	.3679	.3733
4129	18.09	60.03	1.4641	.4555	.3907	0.0000	1.4641	.4555	.3907
4130	20.08	59.99	1.6097	.5601	.4082	0.0000	1.6097	.5601	.4082
4131	22.24	60.04	1.7436	.6820	.3740	0.0000	1.7436	.6820	.3740
4132	24.17	60.16	1.8410	.7921	.3768	0.0000	1.8410	.7921	.3768
4133	26.14	59.95	1.9564	.9203	.4010	0.0000	1.9564	.9203	.4010

ORIGINAL PAGE IS  
 OF POOR QUALITY

TEST = 184  
 RUN = 281

PT	ALPHA	Q	CL	CD	CN	CT	CLE	CDE	CNE
4134	-1.99	60.09	-.0868	-.0624	.1536	.1036	-.0832	.0411	.1542
4135	-.04	60.07	.0697	-.0647	.1686	.1038	.0697	.0391	.1686
4136	2.11	60.02	.2289	-.0573	.1935	.1039	.2251	.0465	.1929
4137	3.98	59.95	.3762	-.0440	.2221	.1041	.3689	.0599	.2210
4138	6.00	59.94	.5241	-.0214	.2539	.1040	.5133	.0820	.2519
4139	8.04	59.94	.6945	.0135	.2961	.1041	.6799	.1165	.2939
4140	10.05	60.01	.8812	.0625	.3242	.1039	.8631	.1648	.3215
4141	12.00	60.04	1.0466	.1202	.3388	.1038	1.0250	.2217	.3356
4142	14.13	60.03	1.2133	.1961	.3406	.1037	1.1879	.2967	.3368
4143	16.19	60.07	1.3870	.2862	.3564	.1035	1.3581	.3856	.3521
4144	18.11	60.01	1.5288	.3753	.3677	.1036	1.4966	.4738	.3629
4145	20.09	59.92	1.6769	.4638	.3843	.1037	1.6413	.5612	.3789
4146	22.42	59.76	1.8156	.6151	.3498	.1039	1.7760	.7111	.3438
4147	24.10	59.64	1.9173	.7182	.3500	.1041	1.8748	.8132	.3436
4148	26.02	59.91	2.0445	.8493	.3701	.1050	1.9985	.9436	.3631

TEST = 184  
 RUN = 282

PT	ALPHA	Q	CL	CD	CN	CT	CLE	CDE	CNE
4150	-1.88	60.11	-.0760	-.1596	.1490	.2033	-.0714	.0436	.1500
4151	.05	60.07	.0846	-.1611	.1673	.2036	.0845	.0425	.1673
4152	2.05	60.00	.2341	-.1543	.1887	.2037	.2268	.0493	.1876
4153	4.14	59.84	.4016	-.1381	.2176	.2042	.3869	.0655	.2154
4154	5.97	59.79	.5461	-.1171	.2463	.2044	.5248	.0862	.2431
4155	8.01	59.86	.7179	-.0821	.2889	.2042	.6894	.1201	.2847
4156	10.11	60.04	.9112	-.0298	.3155	.2036	.8755	.1706	.3102
4157	12.06	60.03	1.0841	.0301	.3282	.2035	1.0416	.2291	.3218
4158	14.26	60.03	1.2699	.1140	.3306	.2031	1.2199	.3109	.3231
4159	16.06	60.05	1.4119	.1904	.3423	.2031	1.3557	.3856	.3336
4160	18.00	60.03	1.5747	.2870	.3532	.2030	1.5120	.4801	.3498
4161	20.05	59.98	1.7210	.3962	.3667	.2030	1.6514	.5869	.3563
4162	22.09	59.92	1.8516	.5145	.3409	.2031	1.7752	.7027	.3294
4163	24.07	59.82	1.9719	.6366	.3344	.2033	1.8890	.8222	.3220
4164	26.07	60.03	2.1062	.7769	.3578	.2027	2.0171	.9590	.3444

TEST = 184  
 RUN = 283

TABLE 3.- Continued.

PT	ALPHA	Q	CL	CD	CM	CT	CLE	CDE	CHE
4165	-2.11	30.13	-.1172	-.9194	.1222	.9918	-.0806	.0717	.1277
4166	-.02	30.13	.0990	-.9215	.1425	.9902	.0994	.0688	.1425
4167	2.33	30.13	.3046	-.9129	.1666	.9902	.2644	.0765	.1606
4168	3.96	30.06	.4658	-.8992	.1954	.9919	.3973	.0904	.1851
4169	6.05	30.04	.6619	-.8734	.2325	.9935	.5573	.1145	.2168
4170	8.17	30.04	.8698	-.8312	.2755	.9929	.7287	.1517	.2543
4171	10.07	29.96	1.0555	-.7846	.2981	.9954	.8814	.1954	.2720
4172	12.16	29.90	1.2670	-.7149	.3164	.9970	1.0570	.2598	.2849
4173	13.99	29.87	1.4531	-.6371	.3163	.9974	1.2120	.3307	.2802
4174	16.18	29.94	1.6783	-.5222	.3447	.9941	1.4013	.4325	.3032
4175	18.12	29.94	1.8713	-.4111	.3541	.9952	1.5617	.5347	.3077
4176	20.11	29.94	2.0350	-.2964	.3740	.9975	1.6920	.6403	.3226
4177	22.06	29.95	2.2023	-.1628	.3637	.9954	1.8284	.7598	.3078
4178	24.10	29.93	2.3357	-.0316	.3545	.9967	1.9288	.8782	.2935
4179	26.23	29.92	2.5090	.1300	.3783	.9973	2.0683	1.0246	.3122

TEST = 184  
 RUN = 284

PT	ALPHA	Q	CL	CD	CM	CT	CLE	CDE	CHE
4180	-2.10	19.94	-.1414	-1.9101	.0992	1.9987	-.0682	.0873	.1102
4181	.15	20.03	.1290	-1.9065	.1256	1.9924	.1237	.0859	.1248
4182	2.08	20.04	.3337	-1.8994	.1452	1.9931	.2612	.0925	.1344
4183	4.20	20.04	.5698	-1.8789	.1839	1.9954	.4238	.1111	.1620
4184	6.12	20.05	.7822	-1.8476	.2234	1.9935	.5695	.1345	.1915
4185	8.01	20.05	1.0186	-1.8053	.2681	1.9935	.7407	.1687	.2264
4186	10.04	20.05	1.2467	-1.7471	.3004	1.9931	.8992	.2154	.2483
4187	12.08	20.05	1.4998	-1.6700	.3225	1.9927	1.0820	.2786	.2600
4188	14.19	20.05	1.7317	-1.5718	.3270	1.9916	1.2436	.3590	.2538
4189	16.10	20.03	1.9625	-1.4657	.3552	1.9913	1.4102	.4474	.2724
4190	18.28	20.03	2.2081	-1.3280	.3698	1.9901	1.5838	.5609	.2761
4191	19.95	20.03	2.3836	-1.2145	.3856	1.9901	1.7045	.6561	.2837
4192	22.06	20.03	2.5851	-1.0599	.3951	1.9878	1.8387	.7824	.2832
4193	24.04	20.02	2.7696	-.9024	.3817	1.9879	1.9599	.9131	.2602
4194	25.98	20.02	2.9451	-.7405	.4002	1.9875	2.0746	1.0463	.2697



TABLE 3. - Continued.

TEST = 144  
RUN = 103

PT	ALPHA	Q	CL	CD	CH	CT	CLE	CDE	CHE
2145	-2.02	60.42	-.0915	.0785	-.2729	0.0000	-.0915	.0785	-.2729
2146	.01	60.35	.0647	.0613	-.2449	0.0000	.0647	.0613	-.2449
2147	2.06	60.00	.2263	.0535	-.2084	0.0000	.2263	.0535	-.2084
2148	4.02	60.00	.3658	.0546	-.1865	0.0000	.3658	.0546	-.1865
2149	5.99	60.04	.5039	.0620	-.1607	0.0000	.5039	.0620	-.1607
2150	8.03	60.02	.6563	.0758	-.1365	0.0000	.6563	.0758	-.1365
2151	10.00	59.96	.7973	.0959	-.1106	0.0000	.7973	.0959	-.1106
2152	12.01	59.99	.9421	.1251	-.0836	0.0000	.9421	.1251	-.0836
2153	14.01	59.95	1.0956	.1696	-.0465	0.0000	1.0956	.1696	-.0465
2154	15.94	60.00	1.2703	.2369	-.0169	0.0000	1.2703	.2369	-.0169
2155	18.17	59.92	1.4564	.3284	.0307	0.0000	1.4564	.3284	.0307
2156	20.19	59.84	1.5984	.4253	.0731	0.0000	1.5984	.4253	.0731
2157	22.15	59.75	1.7545	.5370	.0947	0.0000	1.7545	.5370	.0947
2158	24.02	59.67	1.9047	.6549	.1331	0.0000	1.9047	.6549	.1331
2159	26.10	60.00	2.0547	.7979	.1749	0.0000	2.0547	.7979	.1749

TEST = 104  
RUN = 400

PT	ALPHA	Q	CL	CD	CH	CT	CLE	CDE	CHE
5322	12.73	60.03	1.0321	.1587	-.1081	0.0000	1.0321	.1587	-.1081
5323	13.90	60.12	1.1354	.1932	-.0894	0.0000	1.1354	.1932	-.0894
5324	16.01	60.02	1.2901	.2567	-.0523	0.0000	1.2901	.2567	-.0523
5325	18.01	59.99	1.4310	.3302	-.0002	0.0000	1.4310	.3302	-.0002
5326	20.01	60.05	1.6092	.4324	.0375	0.0000	1.6092	.4324	.0375
5327	22.15	60.04	1.7817	.5533	.0594	0.0000	1.7817	.5533	.0594
5328	24.23	60.00	1.9347	.6809	.0942	0.0000	1.9347	.6809	.0942
5329	26.34	59.95	2.0729	.8200	.1367	0.0000	2.0729	.8200	.1367
5330	28.01	59.80	2.1735	.9419	.1442	0.0000	2.1735	.9419	.1442
5331	30.11	60.13	2.2740	1.0923	.1757	0.0000	2.2740	1.0923	.1757
5332	32.15	60.00	2.3564	1.2372	.2104	0.0000	2.3564	1.2372	.2104
5333	34.13	59.80	2.4118	1.3763	.2285	0.0000	2.4118	1.3763	.2285
5334	36.14	59.05	2.4630	1.5252	.2503	0.0000	2.4630	1.5252	.2503
5335	38.00	59.58	2.5028	1.6667	.2776	0.0000	2.5028	1.6667	.2776
5336	40.02	60.18	2.5119	1.8077	.3215	0.0000	2.5119	1.8077	.3215
5337	42.74	60.24	2.3675	1.9173	.3802	0.0000	2.3675	1.9173	.3802

ORIGINAL PAGE IS  
OF POOR QUALITY

TEST = 184  
RUN = 401

PT	ALPHA	Q	CL	CD	CH	CT	CLE	CDE	CHE
9338	12.85	60.00	1.1362	.0927	-.1006	.1014	1.0968	.1862	-.1651
9339	14.10	60.11	1.2465	.1264	-.1646	.1014	1.2051	.2189	-.1494
9340	16.09	59.74	1.4019	.1933	-.1366	.1022	1.3570	.2051	-.1217
9341	18.03	60.16	1.5557	.2738	-.0869	.1017	1.5079	.3636	-.0726
9342	20.04	60.45	1.7296	.3749	-.0340	.1012	1.6789	.4625	-.0409
9343	21.99	59.89	1.8794	.4842	-.0374	.1022	1.8253	.5709	-.0238
9344	24.02	60.42	2.0451	.6142	.0002	.1012	1.9809	.6981	.0132
9345	26.10	60.42	2.1915	.7580	.0371	.1010	2.1320	.8396	.0496
9346	28.11	60.04	2.3344	.9176	.0525	.1018	2.2716	.9977	.0646
9347	30.70	60.00	2.4756	1.1137	.0991	.1010	2.4092	1.1909	.1107
9348	32.00	59.98	2.5382	1.2172	.1048	.1016	2.4682	1.2927	.1161
9349	34.12	60.10	2.5724	1.3648	.1107	.1015	2.5017	1.4376	.1216
9350	36.03	60.00	2.6418	1.5249	.1218	.1016	2.5687	1.5955	.1323
9351	38.04	59.49	2.6963	1.6866	.1476	.1026	2.6199	1.7572	.1579
9352	40.09	60.09	2.7093	1.8446	.1753	.1016	2.6314	1.9098	.1851
9353	42.74	59.97	2.5947	1.9608	.2488	.1016	2.5139	2.0223	.2582

TEST = 184  
RUN = 104

PT	ALPHA	Q	CL	CD	CH	CT	CLE	CDE	CHE
2160	-1.95	60.09	-.0456	-.0105	-.3033	.1043	-.0602	.0848	-.2854
2161	.05	60.09	.1062	-.0333	-.2778	.1039	.0881	.0690	-.2585
2162	1.94	59.92	.2701	-.0399	-.2477	.1037	.2487	.0615	-.2289
2163	3.94	59.89	.4302	-.0365	-.2243	.1032	.4054	.0636	-.2062
2164	6.08	59.98	.5761	-.0249	-.2058	.1026	.5477	.0737	-.1883
2165	8.07	59.79	.7305	-.0085	-.1814	.1024	.6988	.0888	-.1644
2166	10.09	59.83	.8647	.0160	-.1615	.1019	.8297	.1117	-.1452
2167	12.03	60.01	1.0260	.0465	-.1389	.1048	.9847	.1436	-.1226
2168	14.08	59.74	1.1897	.0973	-.1074	.1053	1.1460	.1934	-.0916
2169	16.22	60.02	1.3855	.1780	-.0752	.1049	1.3393	.2718	-.0600
2170	18.20	60.03	1.5446	.2605	-.0408	.1042	1.4933	.3523	-.0262
2171	20.04	59.96	1.6971	.3574	.0000	.1042	1.6450	.4476	.0143
2172	22.13	59.83	1.8857	.4840	.0146	.1042	1.8103	.5723	.0284
2173	24.12	59.86	2.0531	.6166	.0492	.1043	1.9947	.7029	.0625
2174	26.09	59.80	2.2046	.7570	.0893	.1042	2.1432	.8412	.1022

TABLE 3.- Continued.

TEST = 184  
RUN = 23

PT	ALPHA	Q	CL	CD	CN	CT	CLE	CDE	CHE
418	-2.17	59.91	-.0140	.0517	-.1451	0.0000	-.0140	.0517	-.1451
419	-.03	60.01	.1472	.0426	-.1205	0.0000	.1472	.0426	-.1205
420	2.04	59.90	.2963	.0424	-.0951	0.0000	.2963	.0424	-.0951
421	4.02	59.74	.4316	.0443	-.0652	0.0000	.4316	.0443	-.0652
422	6.01	59.91	.5691	.0569	-.0375	0.0000	.5691	.0569	-.0375
423	7.99	59.94	.7130	.0740	-.0113	0.0000	.7130	.0740	-.0113
424	10.03	59.99	.8667	.1052	.0122	0.0000	.8667	.1052	.0122
425	12.00	60.08	1.0279	.1497	.0391	0.0000	1.0279	.1497	.0391
426	13.96	60.01	1.1938	.2069	.0697	0.0000	1.1938	.2069	.0697
427	15.00	60.09	1.3548	.2851	.1059	0.0000	1.3548	.2851	.1059
428	16.02	59.94	1.5241	.3800	.1375	0.0000	1.5241	.3800	.1375
429	20.00	59.86	1.6767	.4887	.1618	0.0000	1.6767	.4887	.1518
430	21.96	59.85	1.8212	.6049	.1991	0.0000	1.8212	.6049	.1991
431	25.07	59.78	1.9567	.7385	.2158	0.0000	1.9567	.7385	.2158
432	26.02	59.53	2.0859	.8747	.2411	0.0000	2.0859	.8747	.2411

TEST = 184  
RUN = 395

PT	ALPHA	Q	CL	CD	CN	CT	CLE	CDE	CHE
5231	12.91	60.06	1.1209	.1979	.0756	0.0000	1.1209	.1979	.0756
5232	14.02	60.06	1.2178	.2330	.0940	0.0000	1.2178	.2330	.0940
5233	15.97	59.97	1.3693	.3049	.1258	0.0000	1.3693	.3049	.1258
5234	18.11	60.04	1.5291	.4035	.1610	0.0000	1.5291	.4035	.1610
5235	20.11	59.94	1.6884	.5147	.2016	0.0000	1.6884	.5147	.2016
5236	22.04	59.95	1.8169	.6279	.2270	0.0000	1.8169	.6279	.2270
5237	24.05	60.38	1.9401	.7504	.2502	0.0000	1.9401	.7504	.2502
5238	25.98	60.16	2.0529	.8763	.2781	0.0000	2.0529	.8763	.2781
5239	27.91	59.96	2.1400	1.0022	.2744	0.0000	2.1400	1.0022	.2744
5240	30.05	59.83	2.2230	1.1462	.2817	0.0000	2.2230	1.1462	.2817
5241	32.09	59.70	2.3099	1.2913	.2971	0.0000	2.3099	1.2913	.2971
5242	34.24	59.85	2.3787	1.4491	.3253	0.0000	2.3787	1.4491	.3253
5243	36.16	59.71	2.4325	1.5965	.3616	0.0000	2.4325	1.5965	.3616
5244	38.00	60.14	2.4741	1.7426	.4072	0.0000	2.4741	1.7426	.4072
5245	39.99	59.96	2.4487	1.8610	.4700	0.0000	2.4487	1.8610	.4700
5246	42.63	59.83	2.3228	1.9585	.5126	0.0000	2.3228	1.9585	.5126

ORIGINAL PAGE IS  
OF POOR QUALITY

TEST = 184  
RUN = 24

PT	ALPHA	Q	CL	CD	CN	CT	CLE	CDE	CHE
433	-2.02	60.33	.0329	-.0388	-.1630	.1037	.0105	-.0639	-.1632
434	-.01	60.19	.1953	-.0454	-.1612	.1032	.1774	.0562	-.1420
435	1.92	60.12	.3350	-.0400	-.1324	.1026	.3138	.0525	-.1138
436	4.02	59.99	.4906	-.0458	-.1108	.1086	.4643	.0595	-.0917
437	5.88	60.01	.6297	-.0310	-.0918	.1087	.6001	.0730	-.0733
438	7.97	59.97	.7833	-.0097	-.0680	.1080	.7500	.0931	-.0502
439	10.01	59.90	.9486	.0245	-.0509	.1080	.9117	.1260	-.0336
440	12.01	59.85	1.1271	.0754	-.0268	.1082	1.0865	.1757	-.0100
441	14.06	59.94	1.3082	.1398	.0018	.1078	1.2642	.2383	.0180
442	16.05	60.13	1.4813	.2237	.0349	.1072	1.4342	.3201	.0506
443	18.32	60.16	1.6601	.3330	.0662	.1065	1.6095	.4268	.0812
444	20.10	60.02	1.7992	.4360	.0854	.1059	1.7461	.5276	.0998
445	21.92	59.92	1.9447	.5508	.1138	.1054	1.8890	.6402	.1278
446	24.03	59.71	2.0950	.6949	.1309	.1052	2.0361	.7821	.1444
447	26.16	59.55	2.2349	.8469	.1500	.1049	2.1730	.9316	.1629

TEST = 184  
RUN = 396

PT	ALPHA	Q	CL	CD	CN	CT	CLE	CDE	CHE
5247	13.03	60.14	1.2276	.1324	.0021	.1017	1.1678	.2260	.0177
5248	14.00	60.06	1.3062	.1623	.0146	.1018	1.2648	.2553	.0299
5249	16.05	59.73	1.4721	.2405	.0473	.1027	1.4270	.3328	.0623
5250	18.00	60.36	1.6336	.3347	.0755	.1017	1.5061	.4245	.0899
5251	20.08	60.41	1.8176	.4558	.1111	.1017	1.7667	.5438	.1230
5252	21.99	60.39	1.9527	.5725	.1300	.1019	1.8987	.6989	.1435
5253	24.31	60.30	2.1082	.7265	.1511	.1017	2.0508	.8105	.1640
5254	26.14	60.37	2.2084	.8483	.1633	.1018	2.1483	.9305	.1759
5255	27.98	60.00	2.3045	.9766	.1640	.1024	2.2415	1.0593	.1762
5256	29.98	59.92	2.4033	1.1276	.1760	.1024	2.3379	1.2061	.1878
5257	32.29	59.96	2.5043	1.3024	.1875	.1022	2.4355	1.3781	.1988
5258	34.07	59.83	2.5629	1.4382	.1994	.1026	2.4915	1.5119	.2064
5259	36.03	59.75	2.6324	1.6023	.2255	.1025	2.5987	1.6734	.2362
5260	38.09	60.04	2.6585	1.7589	.2705	.1020	2.5826	1.8271	.2807
5261	40.02	59.74	2.6530	1.8993	.3444	.1026	2.5744	1.9612	.3543
5262	42.89	59.84	2.5145	2.0003	.4081	.1023	2.4330	2.0701	.4175

TEST # 184  
RUN # 25

TABLE 3.- Continued.

PT	ALPHA	Q	CL	CD	CM	CT	CLE	CDE	CHE
448	-2.09	60.03	.0545	-.1342	-.2099	.2024	.0266	-.0666	-.1711
449	-.01	60.06	.2227	-.1407	-.1885	.2023	.1876	.0586	-.1509
450	2.07	59.94	.3829	-.1427	-.1599	.2021	.3406	.0549	-.1234
451	4.03	59.86	.5335	-.1315	-.1409	.2019	.4846	.0444	-.1054
452	5.93	60.12	.6671	-.1151	-.1227	.2011	.6119	.0782	-.0884
453	7.95	60.14	.8279	-.0941	-.1054	.2048	.7648	.0987	-.0714
454	9.98	60.21	.9940	-.0574	-.0886	.2032	.9246	.1336	-.0560
455	12.04	60.02	1.1735	-.0045	-.0624	.2022	1.0977	.1830	-.0309
456	13.96	59.99	1.3540	.0609	-.0342	.2005	1.2726	.2441	-.0039
457	16.06	59.94	1.5239	.1477	-.0032	.1996	1.4363	.3270	.0259
458	17.96	59.77	1.6967	.2435	.0264	.1994	1.6032	.4216	.0546
459	19.97	59.80	1.8567	.3535	.0419	.2062	1.7537	.5322	.0701
460	21.99	60.13	2.0199	.4844	.0767	.2040	1.9118	.6574	.1037
461	24.05	59.92	2.1861	.6338	.0848	.2042	2.0737	.8030	.1309
462	26.06	59.63	2.3205	.7780	.0965	.2049	2.1999	.9486	.1218

TEST # 184  
RUN # 397

PT	ALPHA	Q	CL	CD	CM	CT	CLE	CDE	CNE
5263	13.06	60.12	1.2984	.0400	-.0451	.2001	1.2200	.2322	-.0144
5264	14.07	60.14	1.3939	.0049	-.0306	.2001	1.3123	.2676	-.0005
5265	16.09	59.71	1.5710	.1893	-.0008	.2014	1.4024	.3502	.0286
5266	18.15	59.91	1.7286	.2710	.0306	.2006	1.6340	.4479	.0589
5267	20.03	60.42	1.8635	.3751	.0592	.1987	1.7641	.5472	.0864
5268	22.20	60.09	2.0459	.5185	.0779	.1997	1.9395	.6875	.1042
5269	24.07	60.08	2.1878	.6903	.0933	.1996	2.0760	.8156	.1188
5270	26.08	60.17	2.3091	.7903	.1025	.1990	2.1920	.9511	.1270
5271	28.02	59.91	2.4089	.9286	.1047	.1997	2.2859	1.0859	.1285
5272	30.04	59.95	2.5092	1.0780	.1031	.1994	2.3808	1.2308	.1261
5273	32.00	59.96	2.6025	1.2340	.1111	.1994	2.4690	1.3822	.1333
5274	34.03	59.93	2.6967	1.4096	.1446	.1996	2.5579	1.5531	.1663
5275	36.33	60.00	2.7720	1.6057	.1723	.2000	2.6273	1.7430	.1930
5276	38.00	59.64	2.8071	1.7412	.2054	.2011	2.6976	1.8758	.2256
5277	39.94	60.07	2.8134	1.8909	.2649	.1997	2.6606	2.0194	.2843
5278	42.00	60.04	2.6797	2.0165	.3291	.1999	2.5205	2.1373	.3475

TEST # 184  
RUN # 26

PT	ALPHA	Q	CL	CD	CM	CT	CLE	CDE	CNE
463	-2.12	30.73	.1021	-.0543	-.3791	.9756	.0473	.1121	-.1925
464	-.01	30.36	.3713	-.0624	-.3853	.9067	.2701	.1093	-.1019
465	2.10	30.29	.5618	-.0522	-.3439	.9008	.3946	.1144	-.1655
466	3.98	30.27	.7452	-.0438	-.3101	.9096	.5172	.1165	-.1363
467	5.95	30.26	.9045	-.0286	-.2847	.9088	.6128	.1221	-.1159
468	8.00	30.15	1.0051	-.0037	-.2641	.9931	.7713	.1408	-.0998
469	10.03	30.07	1.2026	-.7652	-.2224	.9925	.9416	.1701	-.0627
470	12.02	30.06	1.5021	-.6979	-.2145	.9955	1.1208	.2250	-.0596
471	13.99	30.05	1.6931	-.6290	-.1641	.9956	1.2803	.2805	-.0139
472	15.98	30.05	1.8884	-.5335	-.1342	.9961	1.4523	.3602	.0114
473	18.08	30.04	2.0928	-.4159	-.1010	.9953	1.6243	.4623	.0396
474	20.08	30.02	2.3082	-.2692	-.1071	.9941	1.8099	.5910	.0287
475	22.04	29.96	2.5052	-.1253	-.0748	.9965	1.9775	.7194	.0570
476	24.06	29.96	2.6546	.0133	-.0420	1.0011	2.0940	.8427	.0860
477	26.02	29.60	2.8535	.1905	-.0588	1.0009	2.2622	1.0065	.0659

TEST # 184  
RUN # 398

PT	ALPHA	Q	CL	CD	CM	CT	CLE	CDE	CNE
5279	12.78	29.90	1.5987	-.6466	-.1959	1.0024	1.2107	.2777	-.0417
5280	14.13	30.03	1.7426	-.5878	-.1803	1.0003	1.3319	.3250	-.0297
5281	16.15	30.09	1.9579	-.4835	-.1494	.9973	1.4183	.4117	-.0041
5282	18.10	30.10	2.1401	-.3707	-.1216	.9960	1.6709	.5079	.0190
5283	20.13	30.10	2.3360	-.2360	-.0923	.9955	1.8362	.6250	.0436
5284	22.07	30.10	2.5030	-.0981	-.0803	.9947	1.9749	.7449	.0512
5285	24.01	30.10	2.6912	.0605	-.0844	.9976	2.1133	.8874	.0633
5286	26.06	30.10	2.8494	.2311	-.0808	.9963	2.2630	1.0365	.0423
5287	28.08	30.10	2.9714	.3952	-.0919	.9942	2.3582	1.1770	.0267
5288	30.01	30.09	3.0997	.5647	-.0863	.9947	2.4601	1.3266	.0285
5289	31.96	30.05	3.2041	.7328	-.0862	.9946	2.5778	1.4740	.0250
5290	33.99	29.98	3.3087	.9195	-.0739	1.0006	2.6137	1.6394	.0330
5291	36.10	29.67	3.4241	1.1288	-.0526	1.0100	2.6983	1.8292	.0522
5292	38.18	29.67	3.4984	1.3312	-.0225	1.0101	2.7497	2.0048	.0785
5293	39.96	29.92	3.5574	1.5255	.0385	1.0002	2.7917	2.1690	.1336
5294	42.00	29.92	3.659	1.7047	.0901	1.0007	2.7773	2.3200	.1838

TABLE 3.- Continued.

TEST # 184  
RUN # 27

PT	ALPHA	Q	CL	CD	CN	CT	CLE	CDE	CNE
478	-2.05	20.04	.3080	-1.8308	-.5800	1.9871	.0332	.1372	-.2011
479	-.04	20.06	.5381	-1.8259	-.2592	1.9885	.1940	.1326	-.1895
480	2.23	20.06	.7890	-1.8058	-.5294	1.9916	.2672	.1405	-.1709
481	3.99	20.08	.9710	-1.7806	-.5080	1.9884	.4932	.1488	-.1589
482	6.01	20.09	1.2099	-1.7496	-.4712	1.9876	.6616	.1600	-.1323
483	7.96	20.09	1.4076	-1.7177	-.4365	1.9864	.7959	.1722	-.1074
484	9.95	20.09	1.6054	-1.6751	-.3912	1.9861	.9309	.1918	-.0721
485	12.09	20.09	1.8671	-1.5909	-.3555	1.9868	1.1201	.2421	-.0466
486	13.98	20.06	2.1102	-1.5114	-.3108	1.9866	1.3020	.3038	-.0191
487	15.95	20.06	2.3250	-1.4068	-.2666	1.9885	1.4548	.3612	.0041
488	17.95	20.06	2.5630	-1.2727	-.2263	1.9862	1.6320	.4818	.0249
489	19.98	20.06	2.7993	-1.1225	-.2377	1.9854	1.8072	.5973	.0341
490	22.00	20.06	3.0238	-.9581	-.1956	1.9847	1.9723	.7250	.0669
491	24.02	20.06	3.2246	-.7820	-.1841	1.9858	2.1136	.8639	.0700
492	26.01	20.06	3.4309	-.5861	-.1774	1.9843	2.2643	1.0190	.0680

TEST # 184  
RUN # 399

PT	ALPHA	Q	CL	CD	CN	CT	CLE	CDE	CNE
5295	12.71	20.19	1.9817	-1.5303	-.3612	1.9883	1.2140	.3039	-.0551
5296	14.02	20.19	2.1452	-1.4648	-.3421	1.9872	1.3363	.3503	-.0424
5297	16.06	20.20	2.3855	-1.3461	-.3059	1.9845	1.5136	.4366	-.0163
5298	18.05	20.20	2.6310	-1.2049	-.2694	1.9826	1.6988	.5449	.0108
5299	20.07	20.20	2.8540	-1.0554	-.2366	1.9824	1.8607	.6604	.0344
5300	21.99	20.20	3.0495	-.9064	-.2207	1.9837	1.9986	.7761	.0419
5301	24.07	20.20	3.2437	-.7272	-.2232	1.9811	2.1340	.9139	.0300
5302	26.21	20.20	3.4609	-.5241	-.2320	1.9897	2.2936	1.0813	.0133
5303	27.95	20.20	3.5950	-.3669	-.2405	1.9878	2.3726	1.2006	-.0027
5304	29.98	20.20	3.7704	-.1564	-.2311	1.9872	2.4936	1.3663	-.0016
5305	32.05	20.19	3.8937	.0428	-.2219	1.9872	2.5626	1.5184	-.0006
5306	34.00	20.15	4.0201	.2462	-.2136	1.9890	2.6380	1.6776	.0007
5307	36.08	20.12	4.1368	.4713	-.1849	1.9926	2.7014	1.8593	.0219
5308	38.09	20.07	4.2206	.6601	-.1530	1.9971	2.7344	2.0143	.0472
5309	40.24	19.73	4.3621	.9266	-.0905	2.0319	2.8002	2.2261	.1057
5310	41.74	19.73	4.3915	1.0838	-.0569	2.0300	2.7970	2.3414	.1322

ORIGINAL PAGE IS  
OF POOR QUALITY

TEST # 184  
RUN # 255

PT	ALPHA	Q	CL	CD	CN	CT	CLE	CDE	CNE
3712	-1.98	30.03	.0940	.0323	-.1698	0.0000	.0940	.0323	-.1698
3713	.03	30.03	.2501	.0362	-.1370	0.0000	.2501	.0362	-.1370
3714	1.99	30.04	.3747	.0439	-.1113	0.0000	.3747	.0439	-.1113
3715	4.02	30.04	.5120	.0584	-.0893	0.0000	.5120	.0584	-.0833
3716	6.09	30.04	.6624	.0791	-.0692	0.0000	.6624	.0791	-.0495
3717	7.91	30.04	.7876	.1065	-.0242	0.0000	.7876	.1065	-.0242
3718	9.95	30.04	.9747	.1509	.0036	0.0000	.9747	.1509	.0036
3719	11.90	30.04	1.1317	.2016	.0403	0.0000	1.1317	.2016	.0403
3720	13.85	30.04	1.2058	.2654	.0834	0.0000	1.2058	.2654	.0834
3721	15.09	30.04	1.4516	.3461	.1104	0.0000	1.4516	.3461	.1104
3722	17.99	30.04	1.5878	.4391	.1345	0.0000	1.5878	.4391	.1345
3723	20.03	30.03	1.7610	.5572	.1809	0.0000	1.7610	.5572	.1809
3724	22.08	30.01	1.8862	.6731	.2167	0.0000	1.8862	.6731	.2167
3725	23.96	29.89	2.0212	.7964	.2288	0.0000	2.0212	.7964	.2288
3726	25.92	29.86	2.1407	.9307	.2601	0.0000	2.1407	.9307	.2601

TEST # 184  
RUN # 256

PT	ALPHA	Q	CL	CD	CN	CT	CLE	CDE	CNE
3727	-1.98	60.17	.1319	-.0533	-.2092	.1032	.1172	.0508	-.1891
3728	-.03	60.16	.2820	-.0490	-.1804	.1030	.2635	.0544	-.1609
3729	1.95	60.10	.4247	-.0406	-.1552	.1031	.4029	.0623	-.1362
3730	3.97	59.95	.5737	-.0272	-.1306	.1057	.5482	.0754	-.1120
3731	6.05	60.07	.7319	-.0067	-.1076	.1055	.7027	.0948	-.0896
3732	8.06	60.07	.8897	.0290	-.0827	.1036	.8570	.1253	-.0652
3733	10.02	60.05	1.0698	.0686	-.0604	.1036	1.0337	.1678	-.0474
3734	11.99	60.04	1.2335	.1241	-.0284	.1034	1.1940	.2218	-.0120
3735	13.97	60.02	1.4090	.1955	.0091	.1034	1.3661	.2919	.0250
3736	16.01	59.94	1.5597	.2786	.0305	.1034	1.5134	.3734	.0459
3737	18.07	59.92	1.7308	.3862	.0472	.1033	1.6812	.4793	.0621
3738	20.18	59.96	1.9042	.5150	.0880	.1033	1.8512	.6061	.1024
3739	22.15	59.99	2.0343	.6384	.1170	.1032	1.9783	.7275	.1309
3740	23.96	59.95	2.1613	.7641	.1276	.1034	2.1024	.8515	.1411
3741	25.90	59.94	2.2697	.8979	.1442	.1033	2.2080	.9832	.1572

TABLE 3.- Continued.

TEST = 184  
RUN = 257

PT	ALPHA	Q	CL	CD	CH	CT	CLE	CDE	CNE
3742	-1.90	60.27	.1622	-.1452	-.2313	.2005	.1341	.0537	-.1929
3743	-.05	60.16	.3032	-.1444	-.2085	.2052	.2678	.0577	-.1703
3744	2.05	60.07	.4665	-.1341	-.1832	.2091	.4237	.0669	-.1462
3745	4.06	59.95	.6323	-.1203	-.1584	.2056	.5824	.0791	-.1223
3746	6.01	59.86	.7659	-.1001	-.1424	.2058	.7092	.0978	-.1073
3747	8.00	59.83	.9406	-.0660	-.1224	.2058	.8770	.1297	-.0883
3748	9.95	59.84	1.1268	-.0198	-.1046	.2058	1.0366	.1736	-.0715
3749	12.09	59.99	1.3112	.0440	-.0718	.2053	1.2342	.2342	-.0399
3750	13.97	59.99	1.4744	.1153	-.0380	.2050	1.3911	.3026	-.0071
3751	15.89	60.13	1.6328	.1904	-.0185	.2043	1.5436	.3832	.0114
3752	17.95	60.16	1.7949	.3056	-.0038	.2040	1.6993	.4860	.0251
3753	19.99	60.15	1.9570	.4321	.0273	.2039	1.8651	.6087	.0552
3754	22.03	60.03	2.1063	.5610	.0596	.2041	1.9980	.7341	.0866
3755	24.01	59.97	2.2373	.6984	.0542	.2045	2.1229	.8680	.0804
3756	26.00	59.94	2.3577	.8406	.0760	.2045	2.2374	1.0061	.1013

TEST = 184  
RUN = 258

PT	ALPHA	Q	CL	CD	CH	CT	CLE	CDE	CNE
3757	-2.02	30.13	.2956	-.9043	-.4037	.9961	.1576	.0822	-.2134
3758	-.05	30.10	.4765	-.8924	-.3821	.9954	.3044	.0801	-.1971
3759	1.98	30.09	.6557	-.8757	-.3586	.9959	.4490	.0985	-.1786
3760	3.96	30.08	.8386	-.8517	-.3325	.9960	.5984	.1148	-.1576
3761	5.96	30.07	1.0179	-.8212	-.3090	.9960	.7440	.1364	-.1391
3762	7.98	29.95	1.2102	-.7804	-.2856	.9993	.9010	.1701	-.1201
3763	9.86	29.85	1.4055	-.7279	-.2740	1.0023	1.0647	.2146	-.1128
3764	11.94	29.85	1.6200	-.6536	-.2375	1.0031	1.2452	.2768	-.0812
3765	13.88	29.89	1.8289	-.5664	-.2001	1.0009	1.4236	.3488	-.0488
3766	15.95	29.89	2.0321	-.4605	-.1767	1.0007	1.5943	.4393	-.0304
3767	18.03	29.93	2.2289	-.3322	-.1702	.9980	1.7598	.5487	-.0291
3768	20.04	29.93	2.4206	-.1926	-.1365	.9975	1.9212	.6709	-.0001
3769	21.96	30.01	2.5998	-.0498	-.0971	.9936	2.0739	.7974	.0345
3770	24.02	30.06	2.7598	.1218	-.1221	.9921	2.2048	.9442	.0048
3771	25.95	30.06	2.8902	.2755	-.0973	.9916	2.3079	1.0762	.0235

TEST = 184  
RUN = 259

PT	ALPHA	Q	CL	CD	CH	CT	CLE	CDE	CNE
3772	-2.00	20.04	.4381	-1.8716	-.6164	1.9882	.1616	.0972	-.2367
3773	-.04	20.09	.6581	-1.8480	-.5853	1.9825	.3152	.1066	-.2168
3774	1.97	20.11	.8785	-1.8208	-.5571	1.9778	.4684	.1140	-.1996
3775	3.96	20.14	1.1038	-1.7855	-.5275	1.9748	.6273	.1308	-.1807
3776	5.95	20.13	1.3034	-1.7455	-.4999	1.9734	.7612	.1520	-.1631
3777	7.98	20.15	1.5414	-1.6872	-.4644	1.9731	.9322	.1895	-.1378
3778	10.04	20.15	1.7796	-1.6122	-.4407	1.9731	1.1037	.2414	-.1241
3779	11.99	20.15	2.0064	-1.5319	-.4039	1.9773	1.2660	.3015	-.0960
3780	13.99	20.15	2.2463	-1.4293	-.3567	1.9803	1.4413	.3800	-.0579
3781	15.97	20.15	2.4635	-1.3116	-.3395	1.9780	1.5973	.4666	-.0503
3782	17.89	20.15	2.6975	-1.1732	-.3239	1.9773	1.7727	.5744	-.0438
3783	19.87	20.15	2.9129	-1.0182	-.2950	1.9797	1.9288	.6950	-.0240
3784	21.98	20.15	3.1238	-.8494	-.2410	1.9742	2.0783	.8252	.0204
3785	24.04	20.15	3.3216	-.6629	-.2728	1.9750	2.2161	.9737	-.0202
3786	26.09	20.14	3.5032	-.4756	-.2541	1.9750	2.3397	1.1203	-.0103

TABLE 3.- Continued.

TEST = 184  
RUN = 226

PT	ALPHA	Q	CL	CD	CM	CT	CLE	CDE	CNE
3247	-2.05	30.12	.0984	.0984	-.6292	0.0000	.0984	.0984	-.6292
3248	-.06	30.05	.2436	.0856	-.5749	0.0000	.2436	.0856	-.5749
3249	2.01	30.02	.3720	.0825	-.5252	0.0000	.3720	.0825	-.5252
3250	4.03	30.02	.5193	.0837	-.4728	0.0000	.5193	.0837	-.4728
3251	6.00	30.00	.6634	.0988	-.4640	0.0000	.6634	.0988	-.4640
3252	8.05	29.95	.8347	.1233	-.4393	0.0000	.8347	.1233	-.4393
3253	10.00	29.93	.9681	.1562	-.4209	0.0000	.9681	.1562	-.4209
3254	12.05	29.93	1.1110	.2003	-.3737	0.0000	1.1110	.2003	-.3737
3255	14.00	29.92	1.2546	.2561	-.3220	0.0000	1.2546	.2561	-.3220
3256	16.16	29.92	1.3875	.3214	-.2837	0.0000	1.3875	.3214	-.2837
3257	18.10	29.91	1.5242	.3925	-.2399	0.0000	1.5242	.3925	-.2399
3258	20.10	29.89	1.6777	.4816	-.1830	0.0000	1.6777	.4816	-.1830
3259	22.15	29.87	1.8177	.5782	-.1394	0.0000	1.8177	.5782	-.1394
3260	24.12	29.78	1.9594	.6917	-.1127	0.0000	1.9594	.6917	-.1127
3261	26.19	29.64	2.0935	.8209	-.0734	0.0000	2.0935	.8209	-.0734

ORIGINAL PAGE IS  
OF POOR QUALITY

TEST = 184  
RUN = 227

PT	ALPHA	Q	CL	CD	CM	CT	CLE	CDE	CNE
3262	-2.03	59.26	.2159	-.0055	-.7336	.1071	.1829	.0963	-.6939
3263	-.02	60.07	.3437	-.0121	-.6797	.1060	.3075	.0874	-.6409
3264	2.06	59.94	.4969	-.0139	-.6260	.1063	.4570	.0845	-.5877
3265	4.09	59.96	.6496	-.0077	-.5810	.1065	.6061	.0895	-.5431
3266	5.94	60.46	.7983	.0123	-.5720	.1056	.7521	.1072	-.5356
3267	8.03	59.73	.9600	.0423	-.5396	.1069	.9097	.1367	-.5225
3268	10.02	59.87	1.1118	.0825	-.5393	.1066	1.0584	.1748	-.5028
3269	12.11	60.03	1.2548	.1330	-.4896	.1067	1.1984	.2229	-.4537
3270	14.09	60.03	1.3977	.1926	-.4499	.1062	1.3307	.2805	-.4145
3271	16.03	60.07	1.5250	.2594	-.4112	.1062	1.4626	.3452	-.3762
3272	18.11	60.02	1.6873	.3477	-.3676	.1063	1.6217	.4313	-.3331
3273	20.06	60.01	1.8281	.4412	-.3190	.1062	1.7598	.5224	-.2849
3274	22.09	59.96	1.9733	.5488	-.2682	.1064	1.9020	.6277	-.2345
3275	24.14	59.96	2.1158	.6729	-.2404	.1062	2.0419	.7491	-.2152
3276	26.22	59.89	2.2526	.8126	-.2303	.1065	2.1758	.8862	-.1974

TEST = 184  
RUN = 228

PT	ALPHA	Q	CL	CD	CM	CT	CLE	CDE	CNE
3277	-1.94	59.94	.2746	-.0994	-.7891	.2041	-.2113	.0946	-.7134
3278	.04	59.86	.4152	-.1045	-.7379	.2036	.3455	.0867	-.6634
3279	2.10	59.82	.5684	-.1019	-.6886	.2036	.4918	.0867	-.6151
3280	3.96	59.88	.6973	-.0923	-.6495	.2033	.6147	.0935	-.5771
3281	6.06	59.98	.8825	-.0680	-.6395	.2029	.7934	.1143	-.5683
3282	8.04	60.01	1.0422	-.0350	-.6235	.2027	.9469	.1439	-.5533
3283	10.03	60.01	1.1973	.0085	-.6045	.2026	1.0999	.1839	-.5352
3284	11.98	60.05	1.3380	.0607	-.5620	.2023	1.2308	.2323	-.4937
3285	14.00	60.07	1.4757	.1240	-.5205	.2022	1.3626	.2916	-.4531
3286	16.06	60.12	1.6237	.2008	-.4800	.2019	1.5049	.3640	-.4136
3287	18.09	60.26	1.7815	.2916	-.4397	.2014	1.6573	.4501	-.3743
3288	20.06	59.91	1.9184	.3875	-.3921	.2021	1.7883	.5421	-.3273
3289	22.14	59.90	2.0727	.5038	-.3436	.2021	1.9370	.6537	-.2796
3290	24.10	59.71	2.2061	.6250	-.3250	.2026	2.0652	.7705	-.2616
3291	26.23	59.73	2.3475	.7698	-.3033	.2027	2.2012	.9100	-.2407

TABLE 3.- Continued.

TEST = 184  
 RUN = 229

PT	ALPHA	Q	CL	CD	CM	CT	CLE	CDE	CHE
3292	-2.05	30.30	.5124	-.8094	-1.0938	.9895	.2074	.1319	-.7267
3293	-.03	30.26	.6874	-.8043	-1.0368	.9875	.3501	.1238	-.6753
3294	2.03	30.05	.8543	-.7969	-.9955	.9942	.4814	.1247	-.6366
3295	4.01	30.02	1.0451	-.7780	-.9475	.9943	.6405	.1303	-.5933
3296	6.07	29.90	1.2475	-.7433	-.9399	.9976	.8091	.1928	-.5894
3297	7.97	29.71	1.4369	-.7030	-.9349	1.0044	.9658	.1841	-.5864
3298	9.98	29.66	1.6247	-.6447	-.9183	1.0055	1.1222	.2263	-.5741
3299	11.90	29.57	1.7896	-.5776	-.8858	1.0073	1.2573	.2775	-.5453
3300	13.92	29.60	1.9820	-.4873	-.8493	1.0057	1.4208	.3472	-.5139
3301	16.02	29.77	2.1592	-.3850	-.8037	1.0014	1.5702	.4250	-.4742
3302	18.13	29.79	2.3380	-.2761	-.7587	1.0048	1.7177	.5143	-.4325
3303	20.05	29.84	2.4763	-.1681	-.7078	1.0008	1.8324	.5980	-.3868
3304	22.13	29.93	2.6530	-.0279	-.6508	.9988	1.9830	.7129	-.3345
3305	23.97	29.95	2.7974	.1075	-.6336	.9970	2.1052	.8250	-.3214
3306	25.98	29.95	2.9404	.2638	-.6083	.9962	2.2240	.9561	-.3000

TEST = 184  
 RUN = 230

PT	ALPHA	Q	CL	CD	CM	CT	CLE	CDE	CHE
3307	-2.04	20.11	.7932	-1.7300	-1.4607	1.9839	.1816	.1573	-.7246
3308	-.00	20.11	1.0008	-1.7082	-1.4084	1.9774	.3246	.1500	-.6847
3309	2.08	20.14	1.2308	-1.6813	-1.3474	1.9739	.4888	.1478	-.6351
3310	3.92	20.14	1.4197	-1.6565	-1.3082	1.9796	.6171	.1531	-.6026
3311	5.95	20.15	1.6255	-1.6096	-1.2814	1.9765	.7607	.1676	-.5864
3312	7.97	20.12	1.8898	-1.5444	-1.2768	1.9781	.9619	.2026	-.5906
3313	10.01	20.09	2.1205	-1.4658	-1.2578	1.9806	1.1299	.2493	-.5799
3314	12.03	20.04	2.3274	-1.3792	-1.2162	1.9839	1.2751	.3027	-.5462
3315	13.98	20.01	2.5191	-1.2825	-1.1624	1.9872	1.4084	.3653	-.4998
3316	16.03	19.96	2.7078	-1.1740	-1.1228	1.9913	1.5364	.4363	-.4676
3317	17.97	20.02	2.8986	-1.0452	-1.0791	1.9837	1.6782	.5187	-.4344
3318	19.94	20.03	3.0882	-.9051	-1.0154	1.9813	1.8161	.6139	-.3795
3319	21.94	20.04	3.2569	-.7640	-.9634	1.9786	1.9346	.7078	-.3361
3320	24.05	20.04	3.4713	-.5777	-.9324	1.9770	2.0967	.8433	-.3136
3321	25.96	20.04	3.6266	-.4098	-.9000	1.9774	2.2051	.9648	-.2881

TEST = 184  
 RUN = 231

TABLE 3.- Continued.

PT	ALPHA	Q	CL	CD	CH	CT	CLE	CDE	CHE
3324	-2.11	30.11	.1756	-.0765	-.4486	0.0000	.1756	.0765	-.4486
3325	-.00	30.16	.3143	-.0751	-.3971	0.0000	.3143	.0751	-.3971
3326	2.04	30.16	.4458	.0811	-.3551	0.0000	.4458	.0811	-.3551
3327	3.87	30.17	.5592	.0893	-.3209	0.0000	.5592	.0893	-.3209
3328	5.99	30.17	.7132	.1065	-.2898	0.0000	.7132	.1065	-.2898
3329	7.98	30.18	.8644	.1309	-.2771	0.0000	.8644	.1309	-.2771
3330	10.00	30.18	1.0194	.1679	-.2585	0.0000	1.0194	.1679	-.2585
3331	12.06	30.17	1.1705	.2172	-.2124	0.0000	1.1705	.2172	-.2124
3332	14.11	30.16	1.3242	.2810	-.1701	0.0000	1.3242	.2810	-.1701
3333	16.09	30.16	1.4788	.3546	-.1268	0.0000	1.4788	.3546	-.1268
3334	18.02	30.13	1.6464	.4436	-.0817	0.0000	1.6464	.4436	-.0817
3335	20.01	30.07	1.7762	.5425	-.0547	0.0000	1.7762	.5425	-.0547
3336	22.09	30.02	1.9219	.6605	-.0137	0.0000	1.9219	.6605	-.0137
3337	24.10	29.98	2.0616	.7856	.0342	0.0000	2.0616	.7856	.0342
3338	26.06	29.90	2.1772	.9162	.0976	0.0000	2.1772	.9162	.0976

ORIGINAL PAGE IS  
 OF POOR QUALITY

TEST = 184  
 RUN = 232

PT	ALPHA	Q	CL	CD	CH	CT	CLE	CDE	CHE
3339	-2.00	60.13	.2856	-.0272	-.5403	.1060	.2528	.0737	-.5010
3340	-.02	59.94	.4158	-.0248	-.5001	.1060	.3796	.0748	-.4613
3341	2.04	59.91	.5677	-.0162	-.4575	.1058	.5280	.0819	-.4193
3342	4.10	59.74	.7088	-.0010	-.4225	.1056	.6656	.0954	-.3849
3343	6.03	59.56	.8554	.0209	-.4052	.1049	.8094	.1151	-.3683
3344	8.10	59.56	1.0165	.0557	-.3997	.1045	.9673	.1480	-.3635
3345	10.03	59.61	1.1703	.0968	-.3848	.1038	1.1186	.1866	-.3493
3346	12.06	60.08	1.3293	.1540	-.3405	.1026	1.2749	.2409	-.3058
3347	14.09	60.06	1.4901	.2231	-.2443	.1019	1.4330	.3075	-.2603
3348	16.06	60.06	1.6351	.3023	-.2437	.1015	1.5753	.3844	-.2103
3349	18.18	60.04	1.8021	.4050	-.2000	.1011	1.7396	.4844	-.1672
3350	20.04	60.04	1.9598	.5121	-.1997	.1062	1.8914	.5935	-.1656
3351	22.10	60.02	2.1196	.6430	-.1712	.1061	2.0485	.7218	-.1376
3352	24.12	59.94	2.2531	.7772	-.1351	.1062	2.1792	.8534	-.1019
3353	26.25	59.72	2.3774	.9256	-.0601	.1066	2.3004	.9993	-.0351

TEST = 184  
 RUN = 233

PT	ALPHA	Q	CL	CD	CH	CT	CLE	CDE	CHE
3354	-1.99	60.24	.3430	-.1114	-.6014	.1969	.2821	.0759	-.5283
3355	-.02	60.25	.4769	-.1071	-.5563	.1959	.4099	.0770	-.4846
3356	2.06	60.00	.6253	-.0961	-.5225	.1965	.5515	.0860	-.4516
3357	3.98	60.06	.7728	-.0858	-.4929	.2025	.6905	.0992	-.4208
3358	6.12	59.97	.9422	-.0578	-.4777	.2021	.8532	.1236	-.4067
3359	8.00	59.96	1.1018	-.0225	-.4779	.2016	1.0071	.1555	-.4079
3360	10.07	59.82	1.2758	.0252	-.4574	.2019	1.1747	.1999	-.3883
3361	12.05	59.83	1.4297	.0846	-.4166	.2018	1.3226	.2557	-.3484
3362	14.07	60.07	1.5857	.1578	-.3737	.2007	1.4732	.3240	-.3068
3363	16.20	60.00	1.7493	.2483	-.3179	.2005	1.6309	.4101	-.2520
3364	18.06	60.07	1.8890	.3410	-.2786	.2003	1.7655	.4988	-.2135
3365	20.12	59.97	2.0746	.4703	-.2760	.2005	1.9434	.6236	-.2118
3366	22.07	59.96	2.2173	.5916	-.2547	.2047	2.0801	.7435	-.1899
3367	24.10	60.12	2.3887	.7435	-.2226	.2039	2.2468	.8899	-.1588
3368	26.05	60.07	2.5050	.8850	-.1583	.2040	2.3902	1.0265	-.0952



TEST \* 184  
 RUN \* 234

TABLE 3.- Continued.

PT	ALPHA	Q	CL	CD	CN	CT	CLE	CDE	CME
3369	-2.07	30.32	.5803	-.8225	-.9101	.9874	.2762	.1169	-.5437
3370	-.03	30.20	.7672	-.8127	-.8613	.9894	.4293	.1172	-.4991
3371	2.08	30.05	.9566	-.7944	-.8265	.9945	.5827	.1271	-.4676
3372	4.03	29.93	1.1172	-.7692	-.8015	.9980	.7108	.1424	-.4460
3373	6.00	29.91	1.3157	-.7318	-.7930	.9991	.8777	.1661	-.4418
3374	8.01	30.36	1.4965	-.6687	-.7912	.9848	1.0340	.2007	-.4496
3375	9.99	30.41	1.6928	-.6067	-.7690	.9819	1.2019	.2437	-.4329
3376	12.01	30.41	1.8653	-.5319	-.7231	.9822	1.3447	.3010	-.3913
3377	14.00	30.33	2.0549	-.4396	-.6801	.9843	1.5045	.3764	-.3519
3378	16.15	30.30	2.2587	-.3257	-.6354	.9839	1.6784	.4688	-.3119
3379	17.93	30.22	2.4228	-.2212	-.5977	.9850	1.8173	.5557	-.2775
3380	19.87	30.18	2.5923	-.0895	-.5776	.9861	1.9601	.6673	-.2610
3381	22.09	30.07	2.7803	.0707	-.5933	.9891	2.1174	.8047	-.2400
3382	24.04	30.02	2.9502	.2300	-.5225	.9904	2.2617	.9420	-.2125
3383	26.06	29.90	3.1146	.4012	-.4743	.9963	2.3973	1.0925	-.1661

TEST \* 184  
 RUN \* 235

PT	ALPHA	Q	CL	CD	CN	CT	CLE	CDE	CME
3384	-2.05	20.21	.8646	-1.7345	-1.2669	1.9739	.2565	.1433	-.5345
3385	.03	20.20	1.0858	-1.7081	-1.2182	1.9709	.4108	.1436	-.4970
3386	2.04	20.20	1.2968	-1.6750	-1.1811	1.9721	.5569	.1530	-.4692
3387	4.02	20.20	1.5140	-1.6414	-1.1497	1.9781	.7088	.1654	-.4451
3388	6.03	20.20	1.7295	-1.5918	-1.1261	1.9785	.8612	.1860	-.4307
3389	8.08	20.19	1.9530	-1.5227	-1.1236	1.9774	1.0241	.2219	-.4382
3390	9.99	20.11	2.1797	-1.4528	-1.1102	1.9851	1.1873	.2665	-.4307
3391	11.96	20.06	2.3795	-1.3661	-1.0585	1.9892	1.3265	.3215	-.3864
3392	13.96	20.01	2.6005	-1.2553	-1.0166	1.9926	1.4876	.3975	-.3521
3393	16.08	20.00	2.8404	-1.1207	-.9648	1.9926	1.6669	.4897	-.3094
3394	18.07	20.00	3.0537	-.9791	-.9188	1.9903	1.8265	.5879	-.2724
3395	20.06	19.99	3.2396	-.8247	-.8982	1.9896	1.9593	.6981	-.2600
3396	21.90	19.97	3.4293	-.6648	-.8649	1.9897	2.1005	.8161	-.2340
3397	23.96	19.92	3.6277	-.4818	-.8274	1.9954	2.2426	.9546	-.2026
3398	25.96	19.88	3.8031	-.2884	-.7744	1.9979	2.3669	1.1005	-.1562







TABLE 3.- Continued.

TEST = 184  
RUN = 174

PT	ALPHA	Q	CL	CD	CH	CT	CLE	CDE	CHE
2405	-1.99	60.06	.4121	-.1259	-.4870	.2031	.3493	.0672	-.4116
2406	.02	59.81	.5632	-.1153	-.4622	.2041	.4934	.0764	-.3875
2407	1.96	59.86	.6934	-.1007	-.4100	.2036	.6173	.0881	-.3365
2408	4.06	59.84	.8240	-.0793	-.3740	.2040	.7409	.1069	-.3014
2409	5.93	60.19	.9738	-.0516	-.3583	.2026	.8852	.1305	-.2870
2410	7.97	60.18	1.1458	-.0102	-.3442	.2028	1.0507	.1689	-.2736
2411	10.19	60.13	1.3442	.0512	-.3197	.2028	1.2422	.2265	-.2504
2412	11.97	60.15	1.4839	.1109	-.2759	.2027	1.3766	.2829	-.2074
2413	13.96	60.11	1.6519	.1927	-.2340	.2024	1.5388	.3605	-.1665
2414	15.97	60.11	1.8012	.2854	-.2056	.2026	1.6822	.4494	-.1389
2415	18.05	60.03	1.9759	.4040	-.1929	.2022	1.8512	.5633	-.1272
2416	20.18	60.05	2.1493	.5434	-.1565	.2020	2.0109	.6978	-.0917
2417	21.98	60.04	2.2849	.6688	-.1226	.2021	2.1494	.8190	-.0583
2418	24.02	59.84	2.4210	.8170	-.1197	.2027	2.2801	.9628	-.0562
2419	26.14	59.65	2.5317	.9701	-.0930	.2032	2.3852	1.1109	-.0302

TEST = 184  
RUN = 175

PT	ALPHA	Q	CL	CD	CH	CT	CLE	CDE	CHE
2420	-2.04	30.15	.6473	-.8344	-.7839	.9941	.3408	.1112	-.4151
2421	.03	30.06	.8324	-.8163	-.7612	.9970	.4909	.1204	-.3964
2422	1.93	30.05	.9690	-.7939	-.7172	.9976	.6172	.1314	-.3569
2423	4.13	30.02	1.1340	-.7598	-.6745	.9979	.7461	.1509	-.3193
2424	5.93	29.82	1.3359	-.7293	-.6617	1.0044	.8968	.1740	-.3085
2425	8.03	29.95	1.5379	-.6700	-.6464	1.0003	1.0678	.2129	-.2995
2426	9.97	29.97	1.7204	-.6017	-.6336	.9995	1.2211	.2642	-.2915
2427	11.94	30.07	1.9168	-.5159	-.5792	.9962	1.3897	.3295	-.2429
2428	13.95	30.10	2.1252	-.4141	-.5309	.9941	1.5700	.4106	-.1994
2429	15.98	30.14	2.3126	-.2961	-.5098	.9923	1.7296	.5068	-.1832
2430	17.93	30.17	2.4958	-.1642	-.5058	.9904	1.8870	.6150	-.1638
2431	19.97	30.17	2.6767	-.0159	-.4716	.9892	2.0412	.7422	-.1542
2432	22.28	30.16	2.8646	.1614	-.4218	.9904	2.1983	.8942	-.1084
2433	24.04	30.02	3.0371	.3212	-.4443	.9930	2.3453	1.0364	-.1329
2434	26.04	30.01	3.1768	.4953	-.4212	.9953	2.4603	1.1862	-.1134

TEST = 184  
RUN = 176

PT	ALPHA	Q	CL	CD	CH	CT	CLE	CDE	CHE
2435	-2.06	20.00	.9144	-1.7614	-1.1553	1.9907	.3011	.1325	-.4167
2436	.04	20.06	1.1504	-1.7290	-1.1204	1.9827	.4711	.1397	-.3950
2437	1.94	20.09	1.3391	-1.6827	-1.0778	1.9787	.6000	.1527	-.3631
2438	4.17	20.09	1.5587	-1.6351	-1.0231	1.9791	.7482	.1704	-.3189
2439	6.00	20.10	1.7403	-1.5865	-1.0037	1.9790	.8726	.1922	-.3081
2440	7.93	20.10	1.9514	-1.5203	-.9831	1.9779	1.0249	.2272	-.2968
2441	9.98	20.06	2.2140	-1.4332	-.9633	1.9815	1.2238	.2831	-.2850
2442	11.91	20.05	2.4309	-1.3362	-.9053	1.9824	1.3831	.3466	-.2353
2443	13.99	20.02	2.6501	-1.2189	-.8363	1.9833	1.5413	.4254	-.1951
2444	16.16	20.02	2.8991	-1.0671	-.8378	1.9845	1.7276	.5347	-.1855
2445	18.25	20.02	3.1277	-.9029	-.8218	1.9810	1.9013	.6529	-.1792
2446	19.97	20.02	3.3177	-.7601	-.7920	1.9864	2.0416	.7622	-.1545
2447	22.03	20.00	3.5082	-.5821	-.7280	1.9892	2.1765	.8955	-.0978
2448	24.00	19.99	3.7009	-.3847	-.7534	1.9838	2.3229	1.0424	-.1343
2449	26.01	19.93	3.8843	-.1863	-.7420	1.9934	2.4501	1.1982	-.1254

TEST = 184  
 RUN = 236

TABLE 3.- Continued.

PT	ALPHA	Q	CL	CD	CM	CT	CLE	CDE	CNE
3401	-2.04	30.16	.2486	.0496	-.1602	0.0000	.2486	.0496	-.1602
3402	-.04	30.11	.3853	.0591	-.1269	0.0000	.3853	.0591	-.1269
3403	1.98	30.02	.5076	.0740	-.0924	0.0000	.5076	.0740	-.0924
3404	4.02	29.79	.6578	.0955	-.0535	0.0000	.6578	.0955	-.0535
3405	6.05	30.07	.8011	.1258	-.0194	0.0000	.8011	.1258	-.0194
3406	8.10	30.07	.9790	.1693	.0196	0.0000	.9790	.1693	.0196
3407	10.07	30.07	1.1454	.2208	.0518	0.0000	1.1454	.2208	.0518
3408	11.99	30.07	1.2946	.2826	.0848	0.0000	1.2946	.2826	.0848
3409	13.92	30.07	1.4268	.3562	.1006	0.0000	1.4268	.3562	.1006
3410	15.90	30.07	1.5576	.4414	.1247	0.0000	1.5576	.4414	.1247
3411	18.00	30.07	1.7102	.5488	.1514	0.0000	1.7102	.5488	.1514
3412	20.03	30.03	1.8445	.6592	.1873	0.0000	1.8445	.6592	.1873
3413	22.03	29.89	1.9553	.7752	.2026	0.0000	1.9553	.7752	.2026
3414	24.00	29.89	2.0793	.9029	.2028	0.0000	2.0793	.9029	.2028
3415	25.96	29.89	2.1755	1.0309	.2323	0.0000	2.1755	1.0309	.2323

ORIGINAL PAGE IS  
 OF POOR QUALITY

TEST = 184  
 RUN = 237

PT	ALPHA	Q	CL	CD	CM	CT	CLE	CDE	CNE
3416	-2.01	59.93	.3461	-.0347	-.2536	.1044	.3139	.0646	-.2149
3417	.09	60.08	.4948	-.0233	-.2246	.1030	.4594	.0734	-.1870
3418	2.14	60.08	.6441	-.0074	-.1922	.1025	.6055	.0876	-.1553
3419	4.13	59.99	.8005	.0132	-.1588	.1072	.7567	.1110	-.1207
3420	5.96	60.02	.9380	.0440	-.1340	.1067	.8913	.1400	-.0965
3421	8.07	60.01	1.1219	.0933	-.1007	.1066	1.0717	.1874	-.0638
3422	9.93	59.94	1.2791	.1468	-.0786	.1066	1.2259	.2392	-.0421
3423	11.96	59.81	1.4533	.2210	-.0447	.1066	1.3969	.3115	-.0087
3424	13.90	59.58	1.5936	.3015	-.0376	.1069	1.5340	.3902	-.0020
3425	16.01	60.04	1.7542	.4044	-.0164	.1061	1.6918	.4903	.0185
3426	18.11	60.15	1.8944	.5158	.0079	.1058	1.8291	.5990	.0423
3427	19.92	60.10	2.0177	.6245	.0334	.1059	1.9498	.7057	.0674
3428	22.00	60.05	2.1377	.7556	.0418	.1059	2.0668	.8343	.0753
3429	23.93	59.67	2.2522	.8871	.0375	.1065	2.1784	.9638	.0708
3430	25.95	59.54	2.3699	1.0338	.0639	.1067	2.2932	1.1080	.0969

TEST = 184  
 RUN = 238

PT	ALPHA	Q	CL	CD	CM	CT	CLE	CDE	CNE
3431	-2.00	59.77	.4078	-.1272	-.3118	.2021	.3454	.0651	-.2368
3432	.07	59.99	.5632	-.1180	-.2886	.2059	.4925	.0793	-.2133
3433	2.14	59.94	.7214	-.0992	-.2558	.2054	.6440	.0910	-.1817
3434	3.97	59.93	.8510	-.0750	-.2284	.2051	.7677	.1124	-.1553
3435	6.06	59.94	1.0251	-.0368	-.2005	.2050	.9350	.1474	-.1284
3436	8.06	59.94	1.2226	.0156	-.1696	.2051	1.1261	.1966	-.0985
3437	10.03	60.20	1.3807	.0756	-.1481	.2040	1.2785	.2522	-.0782
3438	12.03	60.09	1.5428	.1508	-.1166	.2043	1.4345	.3240	-.0476
3439	13.99	60.03	1.6944	.2376	-.1124	.2042	1.5803	.4069	-.0443
3440	16.09	60.01	1.8562	.3453	-.0932	.2042	1.7359	.5103	-.0260
3441	18.02	60.00	2.0043	.4587	-.0729	.2041	1.8786	.6195	-.0065
3442	20.01	60.03	2.1524	.5862	-.0485	.2039	2.0213	.7424	.0169
3443	22.07	60.04	2.2770	.7223	-.0431	.2038	2.1405	.8736	.0195
3444	23.97	59.93	2.3915	.8562	-.0494	.2040	2.2499	1.0030	.0145
3445	25.91	60.01	2.5137	1.0048	-.0266	.2037	2.3674	1.1465	.0365

TABLE 3. - Continued.

TEST = 184  
RUN = 239

PT	ALPHA	Q	CL	CD	CH	CT	CLE	CDE	CHE
3446	-2.00	30.06	.6621	-.8446	-.6110	.9919	.3555	.0987	-.2431
3447	.06	30.04	.8346	-.8253	-.5904	.9960	.4930	.1104	-.2260
3448	2.01	30.03	1.0078	-.8013	-.5671	.9996	.6331	.1255	-.2062
3449	4.03	30.02	1.2008	-.7631	-.5301	.9994	.7937	.1496	-.1741
3450	5.98	29.98	1.3759	-.7175	-.5068	1.0000	.9378	.1814	-.1553
3451	7.92	29.84	1.5851	-.6601	-.4813	1.0041	1.1149	.2272	-.1328
3452	9.95	29.80	1.8069	-.5813	-.4601	1.0058	1.3047	.2902	-.1157
3453	11.94	29.86	1.9965	-.4884	-.4291	1.0028	1.4660	.3626	-.0902
3454	13.84	30.11	2.1838	-.3755	-.4268	.9946	1.6299	.4506	-.0948
3455	15.91	30.25	2.3641	-.2467	-.4046	.9888	1.7842	.5541	-.0790
3456	17.99	30.23	2.5480	-.1068	-.3887	.9886	1.9395	.6722	-.0675
3457	19.98	30.21	2.7181	.0412	-.3697	.9878	2.0835	.7982	-.0527
3458	22.01	30.02	2.8775	.1959	-.3629	.9940	2.2122	.9344	-.0479
3459	23.95	29.94	3.0096	.3511	-.3773	.9965	2.3180	1.0685	-.0652
3460	25.90	29.89	3.1628	.5283	-.3658	.9971	2.4468	1.2222	-.0572

TEST = 184  
RUN = 240

PT	ALPHA	Q	CL	CD	CH	CT	CLE	CDE	CHE
3461	-1.99	20.05	.9442	-1.7817	-.9768	1.9939	.3277	.1144	-.2373
3462	.04	20.07	1.1646	-1.7425	-.9452	1.9887	.4830	.1258	-.2176
3463	1.93	20.08	1.3662	-1.7014	-.9144	1.9860	.6245	.1409	-.1969
3464	3.84	20.09	1.5691	-1.6504	-.8799	1.9844	.7672	.1648	-.1721
3465	5.92	20.09	1.8022	-1.5857	-.8449	1.9825	.9356	.1974	-.1476
3466	8.03	20.07	2.0492	-1.5042	-.8142	1.9841	1.1169	.2473	-.1261
3467	9.98	20.05	2.2891	-1.4143	-.7875	1.9854	1.2970	.3055	-.1078
3468	12.03	19.98	2.5182	-1.3087	-.7592	1.9923	1.4615	.3803	-.0863
3469	13.94	19.96	2.7374	-1.1834	-.7525	1.9936	1.6242	.4705	-.0876
3470	15.90	19.94	2.9566	-1.0427	-.7305	1.9949	1.7867	.5731	-.0736
3471	17.89	19.95	3.1746	-.8844	-.7133	1.9906	1.9520	.6866	-.0661
3472	19.94	20.11	3.3853	-.6944	-.6915	1.9805	2.1140	.8241	-.0558
3473	22.02	20.12	3.5729	-.5049	-.6783	1.9785	2.2485	.9650	-.0513
3474	24.04	20.12	3.7374	-.3115	-.6922	1.9766	2.3634	1.1095	-.0735
3475	26.03	20.11	3.8920	-.1205	-.6755	1.9778	2.4684	1.2525	-.0638

TABLE 3.- Continued.

TEST # 184  
RUN # 245

PT	ALPHA	Q	CL	CD	CH	CT	CLE	CDE	CNE
3558	-1.96	30.08	.2751	.0713	-.0130	0.0000	-.2751	-.0713	-.0130
3559	-.00	29.96	.4112	.0816	-.0322	0.0000	-.4112	-.0816	-.0322
3560	1.98	29.91	.5632	.1050	.0837	0.0000	.5632	.1050	.0837
3561	4.02	29.90	.7019	.1374	.1370	0.0000	.7019	.1374	.1370
3562	5.98	30.27	.8572	.1790	.1758	0.0000	.8572	.1790	.1758
3563	7.98	30.31	1.0189	.2326	.1988	0.0000	1.0189	.2326	.1988
3564	9.89	30.27	1.1151	.2845	.1960	0.0000	1.1151	.2845	.1960
3565	11.95	30.21	1.2961	.3656	.2096	0.0000	1.2961	.3656	.2096
3566	14.00	30.18	1.4331	.4513	.2420	0.0000	1.4331	.4513	.2420
3567	16.00	30.18	1.5369	.5323	.2572	0.0000	1.5369	.5323	.2572
3568	17.95	30.03	1.6630	.6256	.2287	0.0000	1.6630	.6256	.2287
3569	19.97	29.98	1.7940	.7329	.2279	0.0000	1.7940	.7329	.2279
3570	21.94	30.06	1.9156	.8512	.2464	0.0000	1.9156	.8512	.2464
3571	24.10	30.05	2.0240	.9784	.2712	0.0000	2.0240	.9784	.2712
3572	26.09	30.03	2.1264	1.1142	.3077	0.0000	2.1264	1.1142	.3077

ORIGINAL PAGE  
OF POOR QUALITY

TEST # 184  
RUN # 246

PT	ALPHA	Q	CL	CD	CH	CT	CLE	CDE	CNE
3573	-2.01	60.06	.3850	-.0210	-.1033	.1064	-.3521	-.0801	-.0640
3574	.00	59.77	.5301	-.0079	-.0591	.1074	-.4934	-.0930	-.0198
3575	2.11	59.76	.6852	.0177	-.0164	.1077	-.6446	-.1175	.0225
3576	4.08	59.86	.8491	.0535	.0341	.1077	-.8051	-.1519	.0725
3577	6.06	59.89	1.0080	.0989	.0639	.1078	-.9606	-.1958	.1018
3578	7.93	60.04	1.1599	.1496	.0792	.1077	1.1095	-.2448	.1166
3579	9.99	59.87	1.3250	.2181	.0680	.1080	1.2710	.3116	.1050
3580	12.04	60.11	1.4680	.2985	.0681	.1077	1.4109	.3897	.1044
3581	14.02	60.11	1.6192	.3913	.0984	.1078	1.5589	.4806	.1343
3582	16.13	60.08	1.7528	.4934	.1123	.1077	1.6892	.5804	.1477
3583	18.03	60.08	1.8535	.5840	.0781	.1077	1.7872	.6688	.1130
3584	19.99	60.06	1.9896	.6991	.0867	.1076	1.9205	.7816	.1012
3585	22.00	59.99	2.1082	.8239	.0727	.1077	2.0361	.9040	.1068
3586	24.04	60.10	2.2332	.9660	.0861	.1075	2.1585	1.0434	.1197
3587	26.01	60.11	2.3477	1.1139	.1176	.1074	2.2704	1.1886	.1508

TEST # 184  
RUN # 247

PT	ALPHA	Q	CL	CD	CH	CT	CLE	CDE	CNE
3588	-2.04	60.40	.4265	-.1083	-.1681	.2004	-.3647	-.0823	-.0938
3589	.02	59.91	.5825	-.0939	-.1236	.2018	-.5134	-.0956	-.0497
3590	2.01	60.32	.7456	-.0666	-.0792	.2006	-.6705	-.1194	-.0067
3591	4.08	59.82	.9014	-.0297	-.0340	.2025	-.8188	-.1551	.0381
3592	6.00	59.97	1.0701	.0170	-.0042	.2019	-.9816	-.1985	.0688
3593	7.94	59.99	1.2367	.0739	.0098	.2018	1.1421	-.2522	.0799
3594	9.97	59.98	1.3930	.1435	-.0044	.2018	1.2922	-.3183	.0647
3595	12.02	59.79	1.5605	.2311	-.0058	.2024	1.4532	-.4027	.0626
3596	14.12	60.01	1.7211	.3342	.0200	.2014	1.6081	-.5010	.0871
3597	16.11	60.09	1.8902	.4353	.0360	.2010	1.7317	-.5977	.1001
3598	17.99	60.09	1.9686	.5369	-.0086	.2011	1.8449	-.6933	.0647
3599	19.99	60.11	2.0936	.6525	-.0116	.2007	1.9646	-.8063	.0528
3600	22.04	60.03	2.2262	.7878	-.0093	.2010	2.0916	-.9370	.0544
3601	24.01	60.13	2.3419	.9257	.0013	.2005	2.2025	1.0699	.0641
3602	26.02	59.99	2.4680	1.0830	.0252	.2011	2.3273	1.2226	.0874



TEST = 184  
 RUN = 248

TABLE 3. - Continued.

PT	ALPHA	Q	CL	CD	CH	CT	CLE	CDE	CHE
3603	-2.06	30.31	.6807	-.8215	-.4603	.9905	.3756	.1208	-.0928
3604	-.15	30.02	.8405	-.8038	-.4273	.9986	.5014	.1355	-.0615
3605	1.98	30.03	1.0334	-.7663	-.3803	.9986	.6597	.1598	-.0196
3606	4.02	30.00	1.2260	-.7158	-.3262	.9989	.8194	.1967	.0296
3607	5.99	30.01	1.4311	-.6554	-.2991	.9981	.9937	.2418	.0518
3608	7.91	30.07	1.6128	-.5857	-.2838	.9952	1.1469	.2937	.0615
3609	9.92	30.05	1.7999	-.5027	-.3083	.9968	1.3027	.3613	.0330
3610	11.97	30.02	1.9932	-.3992	-.2977	.9961	1.4658	.4458	.0389
3611	13.97	30.07	2.2083	-.2729	-.2828	.9950	1.6523	.5522	.0490
3612	16.08	30.15	2.3618	-.1456	-.2793	.9905	1.7786	.6549	.0465
3613	17.95	30.14	2.5124	-.0235	-.3023	.9895	1.9039	.7568	.0193
3614	19.98	30.16	2.6713	.1206	-.3213	.9879	2.0366	.8776	-.0043
3615	22.07	30.16	2.8255	.2803	-.3202	.9876	2.1637	1.0134	-.0074
3616	24.04	30.14	2.9621	.4400	-.3148	.9877	2.2755	1.1500	-.0057
3617	25.93	30.09	3.1086	.6140	-.2948	.9900	2.3973	1.3026	.0116

TEST = 184  
 RUN = 249

PT	ALPHA	Q	CL	CD	CH	CT	CLE	CDE	CHE
3618	-2.03	20.08	.9463	-1.7502	-.8180	1.9887	.3329	.1415	-.0801
3619	-.07	20.10	1.1530	-1.7093	-.7759	1.9836	.4768	.1556	-.0496
3620	1.92	20.10	1.3760	-1.6603	-.7294	1.9825	.6360	.1789	-.0132
3621	4.01	20.10	1.5976	-1.5979	-.6759	1.9832	.7906	.2137	.0306
3622	6.05	20.10	1.8311	-1.5204	-.6383	1.9829	.9603	.2610	.0585
3623	7.96	20.10	2.0586	-1.4351	-.6227	1.9840	1.1285	.3174	.0656
3624	9.95	20.09	2.2774	-1.3331	-.6352	1.9821	1.2879	.3844	.0434
3625	11.92	20.07	2.4986	-1.2168	-.6259	1.9838	1.4496	.4669	.0445
3626	13.89	20.06	2.7093	-1.0840	-.6091	1.9819	1.6042	.5611	.0521
3627	16.00	20.05	2.9108	-.9389	-.6063	1.9835	1.7449	.6658	.0464
3628	18.02	20.04	3.1171	-.7817	-.6197	1.9824	1.8961	.7800	.0243
3629	19.89	20.04	3.2802	-.6318	-.6426	1.9797	2.0105	.8871	-.0069
3630	21.89	20.03	3.4569	-.4553	-.6377	1.9809	2.1341	1.0193	-.0096
3631	24.01	20.02	3.6615	-.2479	-.6318	1.9814	2.2848	1.1771	-.0115
3632	26.06	20.02	3.8234	-.0444	-.6077	1.9825	2.3959	1.3313	.0055

TABLE 3.- Continued.

TEST = 184  
RUN = 188

PT	ALPHA	Q	CL	CD	CH	CT	CLE	CDE	CHE
2635	-2.02	30.14	.2266	.0904	-.4899	0.0000	.2266	.0904	-.4899
2636	-.11	30.25	.3311	.0877	-.4366	0.0000	.3311	.0877	-.4366
2637	1.96	30.25	.4818	.0870	-.3822	0.0000	.4818	.0870	-.3822
2638	4.06	30.25	.6193	.0934	-.3209	0.0000	.6193	.0934	-.3209
2639	6.01	30.25	.7403	.1104	-.3005	0.0000	.7403	.1104	-.3005
2640	8.03	30.25	.9054	.1371	-.2872	0.0000	.9054	.1371	-.2872
2641	10.01	30.25	1.0660	.1724	-.2737	0.0000	1.0660	.1724	-.2737
2642	11.93	30.02	1.1766	.2128	-.2439	0.0000	1.1766	.2128	-.2439
2643	13.97	30.00	1.3371	.2690	-.2013	0.0000	1.3371	.2690	-.2013
2644	16.01	29.93	1.4987	.3401	-.1678	0.0000	1.4987	.3401	-.1678
2645	18.03	29.92	1.6669	.4222	-.1231	0.0000	1.6669	.4222	-.1231
2646	20.04	29.93	1.8121	.5135	-.0825	0.0000	1.8121	.5135	-.0825
2647	22.04	29.94	1.9655	.6176	-.0258	0.0000	1.9655	.6176	-.0258
2648	23.93	30.02	2.0825	.7265	-.0135	0.0000	2.0825	.7265	-.0135
2649	26.01	30.02	2.2179	.8636	.0029	0.0000	2.2179	.8636	.0029

ORIGINAL PAGE IS  
OF POOR QUALITY

TEST = 184  
RUN = 294

PT	ALPHA	Q	CL	CD	CH	CT	CLE	CDE	CHE
4346	-2.04	59.99	.3171	-.0126	-.5516	.1043	.2849	.0866	-.5129
4347	-.06	59.94	.4552	-.0154	-.4989	.1045	.4196	.0829	-.4607
4348	2.00	59.82	.6084	-.0097	-.4499	.1049	.5691	.0876	-.4120
4349	4.01	59.84	.7493	.0050	-.4152	.1048	.7066	.1007	-.3779
4350	6.02	59.94	.8951	.0289	-.3985	.1046	.8492	.1229	-.3617
4351	8.05	59.95	1.0698	.0644	-.3957	.1046	1.0207	.1567	-.3595
4352	10.07	59.94	1.2344	.1075	-.3844	.1044	1.1821	.1979	-.3487
4353	12.02	60.05	1.3671	.1590	-.3646	.1043	1.3118	.2474	-.3293
4354	14.22	60.09	1.5459	.2307	-.3200	.1042	1.4873	.3168	-.2893
4355	16.14	60.10	1.6885	.3037	-.2854	.1040	1.6272	.3877	-.2512
4356	18.05	60.09	1.8420	.3910	-.2471	.1040	1.7779	.4729	-.2133
4357	20.18	60.08	2.0109	.5023	-.1953	.1039	1.9438	.5817	-.1620
4358	21.98	60.06	2.1309	.6048	-.1622	.1038	2.0615	.6820	-.1293
4359	24.12	59.98	2.3103	.7569	-.1866	.1041	2.2378	.8316	-.1541
4360	26.24	59.81	2.4425	.9064	-.1688	.1041	2.3673	.9784	-.1366

TEST = 184  
RUN = 295

PT	ALPHA	Q	CL	CD	CH	CT	CLE	CDE	CHE
4361	-2.02	59.97	.3804	-.1046	-.6177	.2045	.3173	.0899	-.5418
4362	-.04	59.94	.5165	-.1031	-.5705	.2037	.4469	.0884	-.4959
4363	2.01	59.94	.6677	-.0946	-.5214	.2032	.5915	.0938	-.4480
4364	4.00	59.65	.8168	-.0792	-.4863	.2047	.7335	.1078	-.4133
4365	5.96	59.86	.9801	-.0519	-.4716	.2037	.8909	.1312	-.4000
4366	8.05	59.90	1.1567	-.0112	-.4738	.2032	1.0611	.1682	-.4033
4367	10.15	59.92	1.3305	.0382	-.4670	.2033	1.2284	.2140	-.3975
4368	12.07	59.89	1.4777	.0939	-.4422	.2031	1.3699	.2660	-.3975
4369	14.48	60.03	1.6599	.1774	-.3929	.2024	1.5454	.3443	-.3737
4370	16.02	60.03	1.7744	.2392	-.3646	.2024	1.6554	.4029	-.3256
4371	18.16	60.13	1.9439	.3416	-.3208	.2018	1.8191	.5003	-.2980
4372	20.05	60.00	2.0909	.4419	-.2757	.2021	1.9609	.5966	-.2553
4373	22.71	60.01	2.2866	.6053	-.2293	.2022	2.1495	.7538	-.2108
4374	24.40	60.02	2.4398	.7396	-.1610	.2019	2.2985	.8838	-.1655
4375	26.15	59.84	2.5539	.8679	-.2574	.2024	2.4079	1.0081	-.1979

TABLE 3.- Continued.

TEST # 184  
RUN # 189

PT	ALPHA	Q	CL	CD	CH	CT	CLE	CDE	CHE
2650	-2.01	29.31	.6344	-.8444	-.9556	1.0176	.3202	.1235	-.5782
2651	-.12	29.86	.8133	-.8205	-.9314	1.0002	.4732	.1201	-.5651
2652	1.97	30.24	.9770	-.7930	-.8452	.9870	.6078	.1223	-.4888
2653	3.90	30.22	1.1257	-.7687	-.8038	.9881	.7254	.1347	-.4515
2654	6.12	29.84	1.3453	-.7397	-.7808	1.0013	.9044	.1593	-.4291
2655	8.09	29.82	1.5376	-.6896	-.7880	1.0026	1.0655	.1949	-.4405
2656	9.94	29.75	1.7207	-.6346	-.7779	1.0043	1.2195	.2357	-.4340
2657	11.89	29.75	1.8831	-.5652	-.7402	1.0038	1.3528	.2871	-.4009
2658	13.98	30.44	2.0639	-.4602	-.6996	.9839	1.5157	.3532	-.3725
2659	16.03	30.25	2.2509	-.3642	-.6692	.9865	1.6707	.4336	-.3446
2660	18.04	30.23	2.4292	-.2543	-.6327	.9863	1.8215	.5224	-.3123
2661	19.92	30.11	2.5889	-.1403	-.5803	.9895	1.9539	.6186	-.2627
2662	22.02	29.94	2.7729	.0003	-.5344	.9934	2.1080	.7383	-.2197
2663	24.06	29.85	2.9368	.1530	-.5380	.9964	2.2440	.8691	-.2262
2664	26.05	29.77	3.1140	.3262	-.5268	.9988	2.3949	1.0195	-.2179

TEST # 184  
RUN # 190

PT	ALPHA	Q	CL	CD	CH	CT	CLE	CDE	CHE
2665	-2.03	20.16	.8929	-1.7431	-1.2896	1.9723	.2846	.1330	-.5579
2666	-.04	20.08	1.1227	-1.7403	-1.2724	1.9921	.4426	.1321	-.5431
2667	1.91	20.07	1.3176	-1.7142	-1.2151	1.9933	.5738	.1351	-.4949
2668	4.01	20.06	1.5340	-1.6769	-1.1536	1.9930	.7231	.1437	-.4436
2669	6.06	20.06	1.7368	-1.6228	-1.1275	1.9922	.8614	.1669	-.4275
2670	7.99	20.01	1.9842	-1.5631	-1.1273	1.9972	1.0470	.2005	-.4345
2671	9.90	19.89	2.2015	-1.4969	-1.1245	2.0091	1.1999	.2448	-.4364
2672	12.11	19.85	2.4289	-1.4019	-1.0834	2.0136	1.3586	.3037	-.4037
2673	13.99	19.77	2.6297	-1.3083	-1.0534	2.0204	1.5002	.3668	-.3798
2674	16.03	19.74	2.8691	-1.1854	-1.0190	2.0218	1.6798	.4496	-.3537
2675	17.95	19.74	3.0670	-1.0561	-.9756	2.0218	1.8235	.5381	-.3185
2676	19.99	19.74	3.2605	-.9077	-.9130	2.0191	1.9630	.6393	-.2651
2677	22.06	19.77	3.4684	-.7401	-.8544	2.0158	2.1181	.7566	-.2159
2678	23.95	19.81	3.6405	-.5672	-.8517	2.0100	2.2455	.8799	-.2222
2679	26.02	19.82	3.8500	-.3591	-.8253	2.0077	2.4052	1.0349	-.2043

TEST = 184  
 RUN = 185

TABLE 3.- Continued.

PT	ALPHA	Q	CL	CD	CH	CT	CLE	CDE	CME
2588	-2.11	30.33	.2632	.0718	-.3090	0.0000	.2632	.0718	-.3090
2589	-.10	30.38	.3930	.0750	-.2661	0.0000	.3936	.0750	-.2661
2590	2.08	30.12	.5355	.0076	-.2267	0.0000	.5355	.0876	-.2267
2591	3.94	30.06	.6594	.1020	-.1930	0.0000	.6594	.1020	-.1930
2592	6.06	30.00	.7866	.1257	-.1656	0.0000	.7866	.1257	-.1656
2593	7.96	29.99	.9572	.1549	-.1538	0.0000	.9572	.1549	-.1538
2594	9.96	30.00	1.1112	.1945	-.1404	0.0000	1.1112	.1945	-.1404
2595	12.01	29.98	1.2624	.2464	-.1016	0.0000	1.2624	.2464	-.1016
2596	13.97	29.95	1.4190	.3085	-.0515	0.0000	1.4190	.3085	-.0515
2597	15.96	29.93	1.5674	.3799	-.0124	0.0000	1.5674	.3799	-.0124
2598	17.98	30.02	1.7301	.4706	.0304	0.0000	1.7301	.4706	.0304
2599	19.99	30.05	1.8579	.5663	.0615	0.0000	1.8579	.5663	.0615
2600	21.98	30.02	1.9958	.6877	.0710	0.0000	1.9958	.6877	.0710
2601	24.10	29.93	2.1549	.8277	.1186	0.0000	2.1549	.8277	.1186
2602	25.96	29.92	2.2951	.9632	.1695	0.0000	2.2951	.9632	.1695

TEST = 184  
 RUN = 292

PT	ALPHA	Q	CL	CD	CH	CT	CLE	CDE	CME
4313	-2.00	60.13	.3666	-.0265	-.3601	.1045	.3343	.0729	-.3214
4314	.04	60.05	.5101	-.0199	-.3227	.1046	.4742	.0784	-.2844
4315	1.91	60.02	.6377	-.0062	-.2946	.1046	.5987	.0908	-.2560
4316	3.93	60.04	.7884	.0130	-.2654	.1047	.7459	.1087	-.2281
4317	5.98	60.03	.9355	.0402	-.2523	.1047	.8897	.1343	-.2156
4318	7.97	59.93	1.1006	.0760	-.2477	.1048	1.0514	.1606	-.2113
4319	10.01	59.94	1.2795	.1259	-.2369	.1047	1.2271	.2166	-.2011
4320	12.05	60.16	1.4359	.1856	-.2018	.1047	1.3806	.2739	-.1666
4321	14.06	60.16	1.6129	.2597	-.1583	.1041	1.5546	.3460	-.1236
4322	16.23	60.11	1.7904	.3524	-.1140	.1041	1.7289	.4364	-.0797
4323	17.99	60.11	1.9109	.4379	-.0808	.1040	1.8469	.5199	-.0470
4324	20.06	60.10	2.0591	.5587	-.0448	.1040	1.9921	.6383	-.0614
4325	22.03	60.01	2.2034	.6894	-.0085	.1042	2.1337	.7668	-.0355
4326	24.29	59.96	2.3800	.8520	-.0102	.1041	2.3073	.9265	-.0224
4327	26.03	59.61	2.4972	.9837	.0494	.1048	2.4218	1.0565	-.0818

ORIGINAL PAGE IS  
 OF POOR QUALITY

TEST = 184  
 RUN = 293

PT	ALPHA	Q	CL	CD	CH	CT	CLE	CDE	CME
4328	-2.02	60.14	.4244	-.1140	-.4264	.2018	.3621	.0780	-.3535
4329	-.01	59.95	.5663	-.1049	-.3941	.2027	.4970	.0855	-.3199
4330	1.97	60.02	.7101	-.0077	-.3646	.2021	.6345	.0997	-.2916
4331	4.06	59.90	.8696	-.0649	-.3404	.2025	.7871	.1200	-.2683
4332	6.01	59.89	1.0141	-.0362	-.3317	.2026	.9252	.1458	-.2605
4333	7.99	60.43	1.1852	.0050	-.3286	.2002	1.0912	.1819	-.2592
4334	10.11	60.12	1.3807	.0604	-.3002	.2013	1.2798	.2345	-.2394
4335	11.98	60.03	1.5255	.1182	-.2826	.2014	1.4189	.2891	-.2146
4336	14.09	60.03	1.7046	.1992	-.2383	.2013	1.5910	.3659	-.1713
4337	16.09	59.99	1.8689	.2877	-.1983	.2010	1.7905	.4501	-.1322
4338	18.12	59.94	2.0214	.3903	-.1603	.2028	1.8962	.5498	-.0945
4339	20.08	59.94	2.1734	.5126	-.1834	.2025	2.0430	.6675	-.1185
4340	22.02	59.94	2.3298	.6511	-.1641	.2024	2.1944	.8014	-.1000
4341	24.05	59.94	2.4819	.7990	-.1168	.2022	2.3414	.9443	-.0535
4343	26.12	60.03	2.6261	.9616	-.0487	.2025	2.4802	1.1019	.0139

TABLE 3.- Continued.

TEST = 184  
RUN = 186

PT	ALPHA	Q	CL	CD	CH	CT	CLE	CDE	CME
2603	-1.98	30.25	.6747	-.8192	-.7788	.9878	.3691	.1201	-.4125
2604	-.03	29.91	.8564	-.8127	-.7442	.9988	.5153	.1261	-.3786
2605	1.96	30.16	1.0248	-.7786	-.7063	.9912	.6542	.1407	-.3483
2606	4.05	30.18	1.1935	-.7466	-.6615	.9904	.7898	.1579	-.3088
2607	6.01	30.16	1.3644	-.7078	-.6462	.9910	.9298	.1828	-.2979
2608	8.07	30.11	1.5735	-.6576	-.6461	.9926	1.1065	.2182	-.3020
2609	9.98	30.05	1.7753	-.5955	-.6408	.9955	1.2778	.2668	-.3000
2610	11.97	30.03	1.9591	-.5196	-.5987	.9963	1.4316	.3256	-.2621
2611	13.95	30.02	2.1498	-.4269	-.5610	.9958	1.5937	.3992	-.2289
2612	16.03	30.00	2.3605	-.3246	-.5142	1.0025	1.7708	.4861	-.1843
2613	18.04	29.95	2.5459	-.2018	-.4803	1.0029	1.9279	.5880	-.1545
2614	20.06	29.93	2.7202	-.0618	-.4727	1.0016	2.0756	.7049	-.1514
2615	22.05	29.93	2.8838	.0902	-.4759	1.0016	2.2129	.8340	-.1586
2616	24.03	29.86	3.0674	.2611	-.4406	1.0028	2.3705	.9822	-.1267
2617	26.02	29.79	3.2327	.4352	-.3930	1.0061	2.5088	1.1339	-.0818

TEST = 184  
RUN = 187

PT	ALPHA	Q	CL	CD	CH	CT	CLE	CDE	CME
2618	-2.04	20.02	.9616	-1.7558	-1.1374	1.9894	.3481	.1366	-.3993
2619	-.08	20.00	1.1866	-1.7370	-1.1009	1.9991	.5055	.1425	-.3689
2620	2.11	20.00	1.4157	-1.6951	-1.0558	1.9999	.6629	.1577	-.3342
2621	4.08	19.99	1.5994	-1.6477	-1.0146	1.9984	.7839	.1768	-.3031
2622	5.97	20.02	1.8067	-1.5943	-.9983	1.9971	.9321	.2011	-.2962
2623	8.00	20.02	2.0357	-1.5302	-.9900	1.9971	1.0983	.2332	-.2973
2624	9.95	20.02	2.2724	-1.4433	-.9885	1.9960	1.2758	.2861	-.3051
2625	11.94	20.01	2.4703	-1.3518	-.9347	1.9960	1.4144	.3421	-.2602
2626	14.00	19.99	2.7067	-1.2368	-.8915	1.9969	1.5900	.4187	-.2258
2627	15.93	19.99	2.9416	-1.1100	-.8525	1.9961	1.7703	.5063	-.1953
2628	18.12	20.14	3.1705	-.9401	-.8068	1.9803	1.9481	.6180	-.1638
2629	20.16	20.17	3.3952	-.7723	-.8005	1.9847	2.1151	.7444	-.1644
2630	21.97	20.17	3.5496	-.6181	-.7754	1.9825	2.2238	.8558	-.1470
2631	23.93	20.17	3.7428	-.4278	-.7433	1.9798	2.3694	.9981	-.1232
2632	25.98	20.17	3.9188	-.2298	-.6824	1.9787	2.4959	1.1451	-.0702

ORIGINAL PAGE #  
OF POOR QUALITY

TABLE 3.- Continued.

TEST = 184  
RUN = 182

PT	ALPHA	Q	CL	CD	CM	CT	CLE	CDE	CME
2540	-1.95	30.11	.2930	.0633	-.1189	0.0000	.2930	.0633	-.1189
2541	-.05	30.30	.4147	.0743	-.1000	0.0000	.4147	.0743	-.1000
2542	1.99	30.30	.5798	.0932	-.0697	0.0000	.5798	.0932	-.0697
2543	3.87	30.30	.6949	.1103	-.0902	0.0000	.6949	.1103	-.0902
2544	6.08	30.27	.8536	.1401	-.0165	0.0000	.8536	.1401	-.0165
2545	7.99	30.20	1.0028	.1769	.0057	0.0000	1.0028	.1769	.0057
2546	9.84	30.11	1.1636	.2230	.0407	0.0000	1.1636	.2230	.0407
2547	12.03	30.07	1.3248	.2834	.0893	0.0000	1.3248	.2834	.0893
2548	14.05	30.03	1.4779	.3548	.1333	0.0000	1.4779	.3548	.1333
2549	15.95	30.02	1.6013	.4312	.1537	0.0000	1.6013	.4312	.1537
2550	17.94	29.98	1.7334	.5270	.1631	0.0000	1.7334	.5270	.1631
2551	19.93	29.94	1.8886	.6406	.2065	0.0000	1.8886	.6406	.2065
2552	22.03	30.01	2.0712	.7831	.2457	0.0000	2.0712	.7831	.2457
2553	24.01	30.27	2.1764	.9100	.2513	0.0000	2.1764	.9100	.2513
2554	25.97	30.25	2.2794	1.0407	.2790	0.0000	2.2794	1.0407	.2790

TEST = 184  
RUN = 285

PT	ALPHA	Q	CL	CD	CM	CT	CLE	CDE	CME
4206	-1.99	59.94	.3658	-.0240	-.2313	.1043	.3535	.0752	-.1926
4207	.02	60.19	.5348	-.0133	-.2051	.1039	.4992	.0842	-.1671
4208	2.17	60.14	.6829	.0052	-.1833	.1040	.6437	.1015	-.1458
4209	4.06	60.12	.8192	.0259	-.1613	.1039	.7769	.1207	-.1243
4210	6.02	60.12	.9775	.0560	-.1409	.1039	.9320	.1494	-.1044
4211	8.03	60.11	1.1462	.0986	-.1250	.1037	1.0975	.1901	-.0891
4212	10.04	59.95	1.3299	.1539	-.0982	.1043	1.2777	.2441	-.0626
4213	12.11	59.94	1.4912	.2212	-.0499	.1043	1.4358	.3095	-.0147
4214	14.07	59.86	1.6548	.2991	-.0257	.1044	1.5963	.3856	.0091
4215	16.08	59.78	1.8006	.3910	-.0125	.1044	1.7391	.4753	.0219
4216	18.32	59.85	1.9647	.5150	-.0102	.1042	1.9001	.5960	.0236
4217	20.12	60.28	2.1009	.6263	.0317	.1035	2.0343	.7054	.0648
4218	22.03	60.31	2.2450	.7558	.0756	.1034	2.1766	.8326	.1084
4219	24.10	60.19	2.3818	.9100	.0647	.1035	2.3098	.9843	.0971
4220	26.35	60.04	2.4936	1.0697	.1029	.1039	2.4105	1.1414	.1350

TEST = 184  
RUN = 286

PT	ALPHA	Q	CL	CD	CM	CT	CLE	CDE	CME
4221	-2.10	60.11	.4270	-.1139	-.2993	.2032	.3646	.0794	-.2238
4222	.14	59.99	.6071	-.0989	-.2739	.2037	.5370	.0924	-.1994
4223	1.98	59.85	.7344	-.0807	-.2540	.2043	.6579	.1088	-.1802
4224	4.01	60.04	.8792	-.0555	-.2362	.2038	.7963	.1307	-.1636
4225	6.09	60.03	1.0563	-.0207	-.2160	.2036	.9668	.1622	-.1445
4226	8.00	60.02	1.2307	.0238	-.2019	.2036	1.1352	.2035	-.1313
4227	10.01	60.08	1.4000	.0802	-.1803	.2032	1.2984	.2562	-.1127
4228	12.27	60.11	1.5990	.1603	-.1287	.2030	1.4906	.3320	-.0802
4229	14.05	60.02	1.7440	.2339	-.1085	.2033	1.6302	.4024	-.0407
4230	16.02	59.94	1.8997	.3290	-.0937	.2036	1.7799	.4937	-.0067
4231	18.10	59.82	2.0468	.4460	-.1013	.2037	1.9211	.6063	.0357
4232	20.35	60.20	2.2261	.5915	-.0519	.2020	2.0953	.7455	.0122
4233	22.13	60.42	2.3594	.7167	-.0054	.2012	2.2245	.8649	.0583
4234	24.19	60.11	2.4971	.8774	-.0213	.2021	2.3562	1.0223	.0419
4235	26.20	59.87	2.5990	1.0243	.0059	.2028	2.4526	1.1647	.0686

TABLE 3.- Continued.

TEST = 184  
RUN = 183

PT	ALPHA	Q	CL	CD	CH	CT	CLE	CDE	CHE
2555	-2.04	30.03	.5772	-.8356	-.5732	.9899	.3720	.1061	-.2059
2556	-.08	30.10	.8631	-.8078	-.5487	.9864	.5270	.1196	-.1875
2557	1.98	30.15	1.0379	-.7753	-.5306	.9841	.6695	.1372	-.1753
2558	4.03	30.11	1.2087	-.7410	-.5045	.9841	.8080	.1578	-.1540
2559	6.05	30.02	1.4074	-.6984	-.4834	.9889	.9732	.1900	-.1361
2560	8.01	29.90	1.6051	-.6514	-.4720	.9983	1.1362	.2299	-.1258
2561	10.04	29.83	1.8279	-.5771	-.4462	.9990	1.3277	.2877	-.1044
2562	12.15	29.82	2.0369	-.4853	-.4095	1.0003	1.5046	.3617	-.0719
2563	14.00	29.83	2.2232	-.3901	-.3744	.9992	1.6644	.4383	-.0413
2564	16.11	29.82	2.4180	-.2657	-.3817	.9993	1.8291	.5416	-.0531
2565	16.08	29.82	2.4043	-.2696	-.3768	.9987	1.8161	.5375	-.0483
2566	18.10	29.98	2.5925	-.1257	-.3770	.9923	1.9803	.6552	-.0547
2567	19.98	29.95	2.7634	.0126	-.3338	.9918	2.1261	.7726	-.0156
2568	22.05	29.99	2.9572	.1849	-.2740	.9905	2.2937	.9204	.0398
2569	24.10	29.98	3.1135	.3568	-.3145	.9910	2.4238	1.0784	-.0045
2570	26.01	29.93	3.2686	.5380	-.3031	.9965	2.5516	1.2300	.0051

TEST = 184  
RUN = 184

PT	ALPHA	Q	CL	CD	CH	CT	CLE	CDE	CHE
2571	-2.07	20.00	.9483	-1.7702	-.9307	1.9807	.3385	.1143	-.1957
2572	-.05	19.96	1.1684	-1.7363	-.9077	1.9828	.4918	.1276	-.1818
2573	1.96	20.05	1.4110	-1.7007	-.8975	1.9946	.6652	.1493	-.1770
2574	4.02	20.11	1.6062	-1.6474	-.8632	1.9866	.7977	.1673	-.1555
2575	5.96	20.10	1.8095	-1.5881	-.8394	1.9863	.9401	.1978	-.1410
2576	7.96	20.08	2.0678	-1.5133	-.8159	1.9875	1.1360	.2423	-.1263
2577	10.06	20.04	2.3117	-1.4246	-.7876	1.9928	1.3137	.3002	-.1058
2578	11.92	19.93	2.5296	-1.3347	-.7603	2.0027	1.4707	.3652	-.0835
2579	13.89	20.16	2.7540	-1.1949	-.7144	1.9779	1.6511	.4471	-.0545
2580	16.02	20.20	2.9954	-1.0425	-.7122	1.9778	1.8323	.5571	-.0614
2581	18.07	20.20	3.2225	-.8796	-.6964	1.9762	2.0038	.6761	-.0546
2582	19.98	20.21	3.4243	-.7224	-.6683	1.9777	2.1536	.7930	-.0337
2583	22.01	20.21	3.6256	-.5349	-.5962	1.9765	2.3028	.9338	.0301
2584	24.17	20.20	3.8025	-.3227	-.6392	1.9762	2.4294	1.0947	-.0211
2585	26.13	20.16	4.0061	-.1115	-.6241	1.9799	2.5787	1.2606	-.0121

ORIGINAL PAGE IS  
OF POOR QUALITY

TABLE 3.- Continued.

TEST # 184  
RUN # 191

PT	ALPHA	Q	CL	CD	CH	CT	CLE	CDE	CNE
2682	-1.95	30.29	.3316	-.0762	.0296	0.0000	.3316	.0762	.0296
2683	-.05	30.25	.4505	.0852	.0490	0.0000	.4505	.0852	.0490
2684	1.97	29.96	.5933	.1057	.0875	0.0000	.5933	.1057	.0875
2685	3.91	29.87	.7387	.1322	.1322	0.0000	.7387	.1307	.1322
2686	5.99	29.86	.8982	.1724	.1842	0.0000	.8982	.1724	.1842
2687	8.07	29.98	1.0717	.2241	.2308	0.0000	1.0717	.2241	.2308
2688	10.00	30.04	1.2042	.2805	.2457	0.0000	1.2042	.2805	.2457
2689	11.94	30.06	1.3372	.3509	.2427	0.0000	1.3372	.3509	.2427
2690	14.01	30.06	1.4772	.4364	.2492	0.0000	1.4772	.4364	.2492
2691	16.02	30.06	1.6250	.5344	.2854	0.0000	1.6250	.5344	.2854
2692	17.87	30.06	1.7463	.6261	.3146	0.0000	1.7463	.6261	.3146
2693	20.09	30.01	1.8575	.7362	.3279	0.0000	1.8575	.7362	.3279
2694	22.09	29.94	1.9508	.8453	.2876	0.0000	1.9508	.8453	.2876
2695	24.00	29.89	2.0802	.9755	.3043	0.0000	2.0802	.9755	.3043
2696	26.11	29.87	2.1812	1.1128	.3303	0.0000	2.1812	1.1128	.3303

TEST # 184  
RUN # 296

PT	ALPHA	Q	CL	CD	CH	CT	CLE	CDE	CNE
4378	-2.06	60.14	.3974	-.0132	-.0838	.1027	.3658	.0846	-.0457
4379	.03	60.13	.5477	-.0012	-.0593	.1023	.5126	.0949	-.0219
4380	1.97	60.12	.6895	.0174	-.0296	.1017	.6514	.1118	.0072
4381	4.05	59.96	.8493	.0465	.0096	.1027	.8075	.1403	.0462
4382	6.03	59.87	1.0231	.0867	.0473	.1027	.9780	.1790	.0834
4383	7.99	59.99	1.1871	.1358	.0817	.1023	1.1390	.2262	.1172
4384	10.04	59.95	1.3648	.2000	.0988	.1022	1.3136	.2805	.1338
4385	11.96	59.96	1.5199	.2731	.1081	.1022	1.4658	.3598	.1427
4386	13.94	59.91	1.6488	.3593	.0944	.1020	1.5918	.4440	.1204
4387	16.06	59.80	1.8098	.4686	.1196	.1022	1.7496	.5512	.1533
4388	17.93	60.06	1.9358	.5704	.1403	.1017	1.8732	.6507	.1734
4389	20.06	60.17	2.0725	.6927	.1695	.1014	2.0073	.7703	.2021
4390	21.94	60.03	2.1690	.8067	.1604	.1018	2.1009	.8825	.1927
4391	24.00	59.76	2.2833	.9469	.1426	.1020	2.2124	1.0203	.1745
4392	26.03	59.84	2.3933	1.0951	.1585	.1019	2.3199	1.1658	.1900

TEST # 184  
RUN # 297

PT	ALPHA	Q	CL	CD	CH	CT	CLE	CDE	CNE
4393	-2.05	59.92	.4405	-.0098	-.1349	.1885	.3904	.0895	-.0650
4394	-.03	59.84	.6160	-.0093	-.1248	.2008	.5474	.0994	-.0513
4395	1.93	59.84	.7529	-.0716	-.1036	.2037	.6768	.1174	-.0300
4396	4.03	59.71	.9348	-.0382	-.0595	.2035	.8520	.1477	.0130
4397	6.06	59.80	1.1080	.0062	-.0259	.2028	1.0197	.1883	.0453
4398	8.12	60.24	1.2736	.0633	-.0062	.2015	1.1786	.2410	.0636
4399	9.97	60.15	1.4492	.1253	.0150	.2015	1.3405	.2999	.0848
4400	12.06	60.17	1.6116	.2068	.0268	.2015	1.5047	.3776	.0949
4401	13.98	60.14	1.7529	.2980	.0041	.2013	1.6404	.4649	.0712
4402	16.12	59.96	1.9342	.4170	.0297	.2016	1.8154	.5798	.0960
4403	17.95	60.03	2.0445	.5167	.0420	.2013	1.9207	.6755	.1074
4404	19.92	60.03	2.1999	.6449	.0730	.2011	2.0708	.7992	.1376
4405	22.06	60.03	2.3078	.7773	.0658	.2011	2.1731	.9266	.1295
4406	23.93	59.94	2.4116	.9095	.0505	.2013	2.2720	1.0544	.1136
4407	25.91	59.65	2.5200	1.0502	.0561	.2021	2.3829	1.1988	.1186



TABLE 3.- Continued.

TEST # 184  
RUN # 192

PT	ALPHA	Q	CL	CD	CH	CT	CLE	CDE	CHE
2697	-2.13	30.11	.7173	-.8460	-.4277	1.0219	.4038	.1266	-.0484
2698	-.07	30.03	.9019	-.8247	-.4092	1.0254	.5525	.1393	-.0337
2699	2.01	29.99	1.0678	-.7772	-.3637	1.0121	.6884	.1611	.0017
2700	3.99	29.93	1.2337	-.7278	-.3239	1.0052	.8251	.1907	.0342
2701	6.01	29.71	1.4601	-.6734	-.2693	1.0101	1.0171	.2344	.0857
2702	8.06	29.71	1.6631	-.5990	-.2420	1.0104	1.1898	.2926	.1083
2703	10.05	29.60	1.8602	-.5224	-.2355	1.0143	1.3522	.3555	.1116
2704	11.91	29.78	2.0592	-.4203	-.2570	1.0079	1.5265	.4353	.0837
2705	13.93	29.82	2.2359	-.3068	-.2577	1.0052	1.6748	.5272	.0776
2706	16.03	29.85	2.4526	-.1631	-.2252	1.0041	1.8619	.6489	.1052
2707	17.95	30.03	2.6089	-.0287	-.2189	.9978	1.9952	.7582	.1054
2708	20.03	30.06	2.7610	.1185	-.2146	.9952	2.1210	.8806	.1047
2709	21.96	30.06	2.8974	.2677	-.2468	.9952	2.2320	1.0078	.0686
2710	24.12	30.02	3.0535	.4474	-.2534	.9955	2.3604	1.1620	.0580
2711	26.01	29.97	3.1688	.6039	-.2456	.9980	2.4507	1.2970	.0632

TEST # 184  
RUN # 193

PT	ALPHA	Q	CL	CD	CH	CT	CLE	CDE	CHE
2712	-1.96	20.22	1.0189	-1.7413	-.7611	1.9765	.4075	.1383	-.0280
2713	.00	20.23	1.2278	-1.7020	-.7447	1.9734	.5528	.1524	-.0225
2714	1.90	20.23	1.4328	-1.6568	-.7013	1.9746	.6962	.1752	.0122
2715	4.04	20.23	1.6421	-1.5974	-.6593	1.9734	.8381	.2048	.0435
2716	6.06	20.23	1.8799	-1.5225	-.6039	1.9742	1.0126	.2510	.0898
2717	8.04	20.16	2.1095	-1.4433	-.5790	1.9810	1.1784	.3053	.1080
2718	9.99	19.93	2.3501	-1.3642	-.5734	2.0035	1.3486	.3710	.1124
2719	11.88	19.84	2.5695	-1.2588	-.6014	2.0122	1.5068	.4499	.0789
2720	13.99	19.80	2.8155	-1.1175	-.5849	2.0155	1.6887	.5537	.0871
2721	15.94	19.78	3.0277	-.9718	-.5573	2.0153	1.8449	.6598	.1062
2722	17.94	19.95	3.2503	-.7897	-.5209	1.9960	2.0229	.7844	.0979
2723	19.99	20.04	3.4251	-.6132	-.5311	1.9855	2.1491	.9080	.1060
2724	22.00	20.06	3.6032	-.4302	-.5596	1.9838	2.2759	1.0441	.0691
2725	23.92	20.06	3.7511	-.2496	-.5716	1.9819	2.3763	1.1780	.0492
2726	25.91	20.06	3.9063	-.0520	-.5577	1.9835	2.4816	1.3281	.0562

ORIGINAL PAGE IS  
OF POOR QUALITY

TABLE 3.- Continued.

TEST = 184  
RUN = 194

PT	ALPHA	Q	CL	CD	CH	CT	CLE	CDE	CNE
2729	-2.01	29.93	.3299	.0889	.1354	0.0000	.3299	.0889	.1354
2730	-.04	29.98	.4669	.1017	.1735	0.0000	.4669	.1017	.1735
2731	2.05	29.98	.6200	.1241	.2240	0.0000	.6200	.1241	.2240
2732	4.15	29.98	.7846	.1597	.2778	0.0000	.7846	.1597	.2778
2733	5.91	29.96	.9094	.1954	.3116	0.0000	.9094	.1954	.3116
2734	7.91	29.94	1.0648	.2510	.3364	0.0000	1.0648	.2510	.3364
2735	10.05	29.89	1.2006	.3185	.3073	0.0000	1.2006	.3185	.3073
2736	12.00	30.09	1.3392	.3972	.3199	0.0000	1.3392	.3972	.3199
2737	13.98	30.16	1.4887	.4933	.3432	0.0000	1.4887	.4933	.3432
2738	16.11	30.20	1.6092	.5847	.3498	0.0000	1.6092	.5847	.3498
2739	17.96	30.22	1.7008	.6713	.3524	0.0000	1.7008	.6713	.3524
2740	19.95	30.20	1.8214	.7762	.3321	0.0000	1.8214	.7762	.3321
2741	21.94	30.07	1.9376	.8883	.3300	0.0000	1.9376	.8883	.3300
2742	23.93	29.93	2.0532	1.0152	.3398	0.0000	2.0532	1.0152	.3398
2743	25.97	29.78	2.1588	1.1521	.3621	0.0000	2.1588	1.1521	.3621

TEST = 184  
RUN = 298

PT	ALPHA	Q	CL	CD	CH	CT	CLE	CDE	CNE
4410	-1.89	60.05	.4162	.0063	.0751	.1047	.3837	.1059	.1139
4411	-.05	60.06	.5665	.0212	.1071	.1048	.5307	.1197	.1455
4412	2.07	59.99	.7329	.0492	.1570	.1048	.6935	.1463	.1948
4413	4.02	59.96	.8964	.0849	.2048	.1049	.8537	.1808	.2422
4414	5.90	59.81	1.0215	.1265	.2389	.1053	.9755	.2212	.2759
4415	8.00	59.82	1.2066	.1906	.2442	.1053	1.1572	.2835	.2808
4416	10.02	59.70	1.3548	.2602	.2050	.1052	1.3021	.3513	.2410
4417	12.07	59.77	1.5130	.3478	.2071	.1052	1.4571	.4370	.2426
4418	13.97	59.78	1.6561	.4376	.2100	.1052	1.5974	.5248	.2451
4419	16.09	59.79	1.7823	.5412	.2145	.1050	1.7204	.6261	.2490
4420	17.91	59.80	1.9126	.6484	.2192	.1049	1.8482	.7312	.2533
4421	20.01	59.76	2.0207	.7581	.1936	.1048	1.9533	.8384	.2272
4422	21.98	59.95	2.1408	.8799	.1736	.1044	2.0710	.9575	.2067
4423	24.14	59.63	2.2637	1.0256	.1719	.1051	2.1905	1.1010	.2048
4424	26.06	59.97	2.3708	1.1690	.1878	.1045	2.2956	1.2415	.2201

TEST = 184  
RUN = 299

PT	ALPHA	Q	CL	CD	CH	CT	CLE	CDE	CNE
4425	-2.11	60.03	.4627	-.0046	.0090	.2042	.3999	.1097	.0848
4426	-.06	60.02	.6410	-.0649	.0456	.2042	.5714	.1271	.1203
4427	2.20	59.89	.8057	-.0367	.0893	.2049	.7282	.1530	.1632
4428	4.19	59.86	.9681	.0020	.1344	.2049	.8841	.1889	.2073
4429	6.07	59.94	1.1232	.0501	.1698	.2045	1.0333	.2338	.2416
4430	8.08	60.06	1.2921	.1134	.1758	.2041	1.1961	.2935	.2466
4431	10.08	60.04	1.4481	.1880	.1253	.2040	1.3459	.3645	.1951
4432	12.09	59.94	1.6059	.2786	.1194	.2042	1.4974	.4516	.1884
4433	14.13	59.94	1.7660	.3802	.1298	.2039	1.6516	.5491	.1938
4434	16.10	59.94	1.8978	.4847	.1211	.2038	1.7777	.6494	.1802
4435	18.00	59.94	2.0175	.5945	.1250	.2038	1.8920	.7552	.1912
4436	19.94	59.84	2.1451	.7109	.1051	.2041	2.0141	.8674	.1706
4437	21.95	59.84	2.2667	.8395	.0858	.2037	2.1305	.9910	.1504
4438	23.93	59.84	2.3910	.9823	.0844	.2040	2.2495	1.1291	.1483
4439	26.00	59.70	2.5014	1.1358	.0944	.2040	2.3547	1.2775	.1575

TABLE 3. - Continued.

TEST = 184  
 RUN = 195

PT	ALPHA	Q	CL	CD	CH	CT	CLE	CDE	CHE
2744	-2.00	29.88	.7114	-.8078	-.3005	.9935	.4044	.1370	.0680
2745	-.00	30.06	.9060	-.7808	-.2668	.9939	.5661	.1533	.0970
2746	1.85	30.07	1.0713	-.7432	-.2210	.9916	.7021	.1771	.1374
2747	4.04	30.03	1.2909	-.6914	-.1664	.9932	.8863	.2156	.1874
2748	6.02	29.92	1.4587	-.6347	-.1280	.9970	1.0213	.2612	.2224
2749	8.06	29.82	1.6769	-.5545	-.1132	.9998	1.2066	.3277	.2334
2750	9.97	29.71	1.8459	-.4769	-.1661	1.0026	1.3450	.3916	.1771
2751	12.02	29.62	2.0501	-.3682	-.1581	1.0072	1.5161	.4858	.1820
2752	14.01	29.62	2.2416	-.2498	-.1586	1.0067	1.6785	.5846	.1770
2753	15.90	29.62	2.4070	-.1294	-.1607	1.0059	1.8172	.6854	.1705
2754	17.99	29.67	2.5946	.0234	-.1753	1.0034	1.9769	.8142	.1507
2755	20.08	32.25	2.7032	.2281	-.1651	.9228	2.1091	.9342	.1308
2756	19.98	30.30	2.7157	.1736	-.1825	.9816	2.0850	.9257	.1325
2757	22.14	30.28	2.8561	.3306	-.1993	.9813	2.1977	1.0583	.1114
2758	23.81	30.01	2.9933	.4649	-.2066	.9904	2.3076	1.1796	.1038
2759	26.03	29.93	3.1497	.6617	-.2027	.9929	2.4351	1.3510	.1044

TEST = 184  
 RUN = 196

PT	ALPHA	Q	CL	CD	CH	CT	CLE	CDE	CHE
2760	-2.12	20.32	.9873	-1.7204	-.6498	1.9650	.3839	.1497	.0797
2761	-.04	20.34	1.2229	-1.6726	-.6060	1.9582	.5543	.1679	.1108
2762	1.95	20.34	1.4276	-1.6193	-.5624	1.9570	.6961	.1959	.1445
2763	4.05	20.07	1.6640	-1.5802	-.5135	1.9822	.8561	.2299	.1924
2764	6.00	19.92	1.9034	-1.5174	-.4716	1.9977	1.0275	.2781	.2306
2765	7.92	20.09	2.0979	-1.4136	-.4500	1.9814	1.1703	.3372	.2376
2766	10.09	19.73	2.3714	-1.3251	-.5091	2.0168	1.3603	.4200	.1808
2767	12.02	19.75	2.6024	-1.1940	-.4915	2.0143	1.5349	.5140	.1888
2768	14.10	20.07	2.8196	-1.0217	-.4756	1.9811	1.7088	.6186	.1844
2769	15.92	20.11	3.0056	-.8874	-.4817	1.9778	1.8453	.7144	.1696
2770	18.00	20.12	3.1924	-.7231	-.4897	1.9736	1.9772	.8320	.1515
2771	20.02	20.14	3.3886	-.5467	-.4955	1.9712	2.1210	.9629	.1369
2772	21.97	20.14	3.5465	-.3810	-.5150	1.9704	2.2289	1.0841	.1095
2773	23.92	20.11	3.7176	-.1956	-.5189	1.9717	2.3499	1.2245	.0991
2774	25.93	20.09	3.8734	.0019	-.5148	1.9726	2.4563	1.3740	.0957

TEST = 104  
RUN = 221

TABLE 3. - Continued.

ORIGINAL PAGE IS  
OF POOR QUALITY

PT	ALPHA	Q	CL	CD	CH	CT	CLF	CDF	CME
3163	-2.02	30.07	-.3593	-.1403	-.4669	0.0000	.3393	.1405	-.4669
3164	-.06	29.89	-.4810	-.1498	-.4156	0.0000	.4810	.1490	-.4156
3165	2.12	29.01	.4406	-.1552	-.3630	0.0000	.4406	.1552	-.3630
3166	1.98	29.97	-.7681	-.1701	-.3123	0.0000	.7681	.1701	-.3123
3167	0.07	29.98	.9077	-.1653	-.3123	0.0000	.9077	.1653	-.3123
3168	0.01	30.02	1.0400	-.2268	-.3029	0.0000	1.0400	.2268	-.3029
3169	9.49	30.02	1.1446	-.2668	-.2051	0.0000	1.1446	.2668	-.2051
3170	17.01	29.99	1.3307	-.3159	-.2458	0.0000	1.3307	.3159	-.2459
3171	13.99	29.97	1.4773	-.3749	-.2026	0.0000	1.4773	.3749	-.2026
3172	18.00	29.96	1.6301	-.4401	-.1491	0.0000	1.6301	.4401	-.1491
3173	18.07	29.99	1.7830	-.5328	-.0986	0.0000	1.7830	.5328	-.0986
3174	20.01	29.94	1.9414	-.6327	-.0557	0.0000	1.9414	.6327	-.0557
3175	22.05	29.89	2.0964	-.7464	-.0241	0.0000	2.0964	.7464	-.0241
3176	24.12	29.80	2.2599	-.8803	-.0091	0.0000	2.2599	.8803	-.0091
3177	26.18	29.60	2.4371	1.0012	.0483	0.0000	2.4371	1.0012	.0483

TEST = 104  
RUN = 222

PT	ALPHA	Q	CL	CD	CH	CT	CLF	CDF	CME
3178	-2.10	29.47	1.1504	-.5931	-1.3081	.9999	.4367	.2054	-.6162
3179	-.73	30.07	1.3104	-.5528	-1.2540	.9931	.4793	.2114	-.5681
3180	1.97	29.94	1.4923	-.5186	-1.2137	.9777	.5247	.2230	-.5309
3181	1.97	29.94	1.6550	-.4730	-1.1849	1.0000	.5709	.2400	-.5047
3182	4.00	29.89	1.8358	-.4153	-1.1746	1.0021	.6180	.2600	-.4669
3183	6.16	29.84	2.0308	-.3385	-1.1739	1.0000	.6666	.2804	-.4294
3184	10.00	29.84	2.2398	-.2468	-1.1729	1.0000	.7166	.3004	-.3919
3185	11.99	29.81	2.4608	-.1459	-1.1720	1.0000	.7680	.3204	-.3544
3186	13.97	29.97	2.6937	-.0315	-1.0070	.9951	.8200	.3404	-.3169
3187	16.03	29.97	2.9486	.0815	-1.0191	.9941	.8720	.3604	-.2794
3188	18.04	29.95	3.2254	.1771	-.8655	.9944	.9240	.3804	-.2419
3189	20.04	29.93	3.5242	.2517	-.7212	.9949	.9760	.4004	-.2044
3190	22.07	29.90	3.8460	.3017	-.5877	.9954	1.0280	.4204	-.1669
3191	24.01	29.88	4.1918	.3274	-.4642	.9961	1.0800	.4404	-.1294
3192	26.07	29.83	4.5610	.3287	-.3529	.9991	1.1320	.4604	-.0919

TEST = 104  
RUN = 223

PT	ALPHA	Q	CL	CD	CH	CT	CLF	CDF	CME
3193	-2.02	14.74	1.4367	-.9079	-1.6528	1.5146	.5947	.2760	-.6044
3194	-.06	15.48	1.6271	-.8107	-1.5781	1.4985	.6647	.2701	-.5475
3195	2.11	20.05	1.7804	-.6879	-1.5363	1.4921	.7418	.2408	-.5100
3196	4.04	26.04	1.9707	-.5317	-1.5025	1.4971	.8334	.2614	-.4725
3197	5.97	30.08	2.1824	-.3721	-1.4878	1.5086	.9374	.2820	-.4350
3200	7.44	34.73	2.3926	-.2293	-1.4830	1.5209	1.0547	.3026	-.3975
3201	10.04	39.99	2.6540	-.1077	-1.4830	1.5305	1.1774	.3232	-.3600
3202	12.13	44.91	2.9417	-.0149	-1.4892	1.5376	1.3027	.3438	-.3225
3203	14.22	49.91	3.2609	.0345	-1.5072	1.5499	1.4296	.3644	-.2850
3204	16.31	54.91	3.6142	.0710	-1.5394	1.5660	1.5546	.3850	-.2475
3205	18.40	59.91	3.9927	.0874	-1.5859	1.5864	1.6774	.4056	-.2100
3206	20.49	64.91	4.3984	.0774	-1.6473	1.6109	1.7974	.4262	-.1725
3207	22.58	69.91	4.8334	.0354	-1.7243	1.6397	1.9144	.4468	-.1350
3208	24.67	74.91	5.2999	.0000	-1.8163	1.6729	2.0274	.4674	-.0975
3209	26.76	79.91	5.7999	.0216	-1.9143	1.7109	2.1364	.4880	-.0600

TEST = 104  
RUN = 224

PT	ALPHA	Q	CL	CD	CH	CT	CLF	CDF	CME
3210	-1.99	20.04	1.7464	-1.3430	-2.0057	1.9920	.5701	.2264	-.6276
3211	-.07	20.04	1.9710	-1.2079	-1.9518	1.9914	.6427	.2344	-.5800
3212	1.92	20.02	2.1774	-1.2375	-1.9079	1.9925	.7189	.2424	-.5324
3213	4.04	20.07	2.3697	-1.1637	-1.8703	1.9920	.8000	.2504	-.4848
3214	6.16	19.99	2.5463	-1.0850	-1.8501	1.9934	.8844	.2584	-.4372
3215	8.30	19.96	2.7080	-.9778	-1.8524	1.9983	.9720	.2664	-.3896
3216	10.44	19.91	2.9500	-.8491	-1.8888	2.0115	1.0600	.2744	-.3420
3217	12.58	19.79	3.1875	-.7097	-1.9516	2.0291	1.1480	.2824	-.2944
3218	14.72	19.64	3.4227	-.5693	-1.9954	2.0514	1.2360	.2904	-.2468
3219	16.86	19.45	3.6566	-.4281	-1.9956	2.0800	1.3240	.2984	-.1992
3220	19.00	19.27	3.8919	-.2867	-1.9700	1.9935	1.4120	.3064	-.1516
3221	21.14	19.07	4.1284	-.1453	-1.9437	1.9691	1.5000	.3144	-.1040
3222	23.28	18.84	4.3666	-.0039	-1.9169	1.9400	1.5880	.3224	-.0564
3223	25.42	18.59	4.6066	.1375	-1.8897	1.9160	1.6760	.3304	-.0088
3224	27.56	18.32	4.8486	.2789	-1.8622	1.8871	1.7640	.3384	.0388

TABLE 3.- Continued.

TEST = 184  
RUN = 217

PT	ALPHA	Q	CI	CD	CN	CT	CLF	CDE	CNE
3099	-2.05	20.94	.6079	.1386	-.3044	0.0000	.4079	.1306	-.3044
3099	.04	30.09	.9318	.1490	-.2617	0.0000	.9318	.1490	-.2617
3100	1.90	30.04	.6789	.1660	-.2351	0.0000	.6789	.1660	-.2351
3101	3.95	30.06	.8077	.1863	-.2153	0.0000	.8077	.1863	-.2153
3102	5.95	30.07	.9300	.2126	-.2015	0.0000	.9300	.2126	-.2015
3103	7.96	30.05	1.0507	.2473	-.1890	0.0000	1.0507	.2473	-.1890
3104	9.98	30.05	1.2401	.2924	-.1774	0.0000	1.2401	.2924	-.1774
3105	11.99	30.03	1.3913	.3502	-.1690	0.0000	1.3913	.3502	-.1690
3106	13.96	30.01	1.5436	.4165	-.1651	0.0000	1.5436	.4165	-.1651
3107	15.99	30.05	1.7015	.4958	-.1603	0.0000	1.7015	.4958	-.1603
3108	18.00	30.06	1.8337	.5858	-.1573	0.0000	1.8337	.5858	-.1573
3109	20.01	29.99	1.9762	.6943	-.1555	0.0000	1.9762	.6943	-.1555
3110	22.17	29.89	2.1035	.8215	-.1537	0.0000	2.1035	.8215	-.1537
3111	23.97	29.94	2.2433	.9527	-.1509	0.0000	2.2433	.9527	-.1509
3112	26.92	30.01	2.3410	1.0810	-.1225	0.0000	2.3410	1.0810	-.1225

TEST = 184  
RUN = 218

PT	ALPHA	Q	CI	CD	CN	CT	CLF	CDE	CNE
3115	-1.95	30.02	1.1491	-.3474	-1.1479	1.0087	.5779	.1473	-.4500
3115	.03	29.67	1.3759	-.3615	-1.1194	1.0117	.7755	.2178	-.4240
3116	1.92	29.89	1.5470	-.3177	-1.1025	1.0114	.8700	.2343	-.4106
3117	4.07	29.76	1.7116	-.4419	-1.0070	1.0099	1.0114	.2644	-.4003
3118	6.01	29.93	1.8911	-.4029	-1.0783	1.0107	1.1643	.2987	-.3921
3119	8.13	29.80	2.0803	-.3254	-1.0819	1.0113	1.3271	.3496	-.4014
3120	10.99	30.01	2.2741	-.2384	-1.0489	1.0066	1.4920	.4075	-.3751
3121	11.98	29.97	2.4213	-.1478	-1.0018	1.0048	1.6777	.4735	-.3297
3122	14.11	29.94	2.6260	-.0259	-.9535	1.0051	1.8851	.5597	-.2393
3123	16.20	29.94	2.7945	.1005	-.9022	1.0057	1.8113	.6637	-.2070
3124	18.05	29.93	2.9328	.2790	-.8615	1.0058	2.0794	.7813	-.2011
3125	20.06	29.84	3.1127	.3934	-.8465	1.0074	2.3894	.8764	-.2275
3126	22.04	18.01	3.2704	.5717	-.8734	1.0015	2.3860	1.0404	-.2187
3127	24.15	16.05	3.4192	.7540	-.8163	1.0012	2.5181	1.1946	-.1662
3128	26.11	29.98	3.5317	.9744	-.7312	1.0024	2.6144	1.3345	-.0825

TEST = 184  
RUN = 219

PT	ALPHA	Q	CI	CD	CN	CT	CLF	CDE	CNE
3130	-2.02	20.01	1.4508	-.9504	-1.4739	1.5044	.5949	.2351	-.4330
3131	.01	20.02	1.6359	-.9022	-1.4485	1.5057	.6679	.2511	-.4129
3132	2.15	19.99	1.8352	-.8437	-1.4224	1.5064	.8242	.2731	-.3931
3133	4.01	19.97	1.9966	-.7889	-1.4082	1.5094	.9640	.2964	-.3817
3134	6.29	19.94	2.2031	-.7192	-1.3987	1.5074	1.1106	.3314	-.3736
3135	8.02	19.98	2.4009	-.6327	-1.3921	1.5074	1.2703	.3756	-.3780
3136	9.97	19.99	2.6493	-.5350	-1.3843	1.5068	1.4355	.4301	-.3557
3137	12.00	19.95	2.8447	-.4297	-1.3191	1.5081	1.5756	.4989	-.3149
3138	14.00	19.96	2.9864	-.2999	-1.2785	1.5066	1.7661	.5856	-.2798
3139	16.15	19.97	3.1777	-.1524	-1.2340	1.5044	1.8778	.6957	-.2416
3140	18.07	19.97	3.3590	-.0024	-1.1849	1.5067	2.0103	.8045	-.1971
3141	19.01	19.90	3.5266	.1471	-1.2013	1.5068	2.2217	.9202	-.1555
3142	22.14	20.02	3.7025	.3726	-1.1936	1.4968	2.3792	1.0777	-.1183
3143	24.07	19.93	3.8294	.5907	-1.1373	1.4979	2.4813	1.2057	-.1046
3144	26.06	19.92	3.9712	.7429	-1.0531	1.5042	2.4963	1.1532	-.0797

TEST = 184  
RUN = 220

PT	ALPHA	Q	CI	CD	CN	CT	CLF	CDE	CNE
3145	-2.05	20.07	1.7706	-1.3242	-1.8538	1.4933	.9450	.2420	-.4474
3146	-.04	20.04	1.9077	-1.2713	-1.8192	1.4943	.7067	.2594	-.4400
3147	1.79	20.02	2.1737	-1.2024	-1.7993	1.4971	.8372	.2816	-.4335
3148	4.13	20.02	2.3877	-1.1231	-1.7769	1.4967	.9095	.3101	-.4195
3149	5.97	19.99	2.5750	-1.0486	-1.7543	2.0007	1.1173	.3420	-.4111
3150	8.09	19.95	2.7081	-.9507	-1.7008	2.0045	1.3065	.3883	-.4126
3151	9.99	19.84	2.8999	-.8492	-1.7491	2.0145	1.4540	.4459	-.4007
3152	11.98	19.84	3.2144	-.7236	-1.6968	2.0133	1.6287	.5164	-.3594
3153	14.00	19.94	3.4741	-.5728	-1.6462	2.0030	1.8075	.6044	-.3185
3154	16.07	19.97	3.7084	-.4175	-1.5984	1.9954	1.9541	.6982	-.2790
3155	18.04	19.92	3.9416	-.2516	-1.5414	1.9943	2.0830	.8041	-.2313
3156	20.01	19.97	4.1808	-.0817	-1.5577	1.9989	2.2424	.9459	-.2445
3157	22.14	19.91	4.4308	.1271	-1.5470	1.9916	2.4201	1.1079	-.2463
3158	24.07	20.02	4.6272	.3745	-1.4706	1.9983	2.5067	1.2388	-.1800
3159	26.19	20.00	4.8285	.5753	-1.3707	1.9903	2.4074	1.3789	-.0830

TABLE 3. - Continued.

TEST = 104  
RUN = 209

PT	ALPHA	O	CL	CD	CM	CT	CLE	CDE	CNE
2974	-2.05	30.01	.3953	-.1324	-.1314	0.0000	-.3953	-.1324	-.1314
2975	-.04	30.10	-.5622	-.1472	-.1107	0.0000	-.9622	-.1472	-.1107
2976	2.05	30.07	.6938	.1685	-.0965	0.0000	.6938	.1685	-.0965
2977	4.01	30.05	.8433	.1959	-.0795	0.0000	.8433	.1959	-.0795
2978	5.97	30.05	.9073	.2323	-.0544	0.0000	.9073	.2323	-.0544
2979	7.95	30.01	1.1341	.2779	-.0328	0.0000	1.1341	.2779	-.0328
2980	10.03	29.99	1.3122	.3379	-.0245	0.0000	1.3122	.3379	-.0245
2981	11.93	29.91	1.4557	.3903	-.0245	0.0000	1.4557	.3903	-.0245
2982	13.95	29.92	1.6029	.4496	-.0277	0.0000	1.6029	.4496	-.0277
2983	16.04	30.06	1.7399	.5136	-.0371	0.0000	1.7399	.5136	-.0371
2984	17.97	30.13	1.8394	.5843	-.0426	0.0000	1.8394	.5843	-.0426
2985	19.98	29.99	1.9564	.6617	-.0479	0.0000	1.9564	.6617	-.0479
2986	22.07	29.97	2.1271	.7591	-.0511	0.0000	2.1271	.7591	-.0511
2987	24.00	29.94	2.2792	1.0264	-.0623	0.0000	2.2792	1.0264	-.0623
2988	26.00	30.10	2.3190	1.1586	-.0644	0.0000	2.3190	1.1586	-.0644

TEST = 104  
RUN = 210

PT	ALPHA	O	CL	CD	CM	CT	CLE	CDE	CNE
2989	-2.00	29.99	1.1992	-.5883	-.9517	1.0026	-.5820	.2017	-.2580
2990	-.02	29.95	1.4045	-.5442	-.9451	1.0047	-.7903	.2202	-.2624
2991	2.02	30.25	1.5615	-.4934	-.9394	1.0067	-.8959	.2454	-.2598
2992	3.92	30.15	1.7457	-.4420	-.9436	1.0079	1.0530	.2767	-.2668
2993	5.93	30.10	1.9482	-.3724	-.9442	1.0090	1.2304	.3224	-.2685
2994	7.94	30.03	2.1224	-.2941	-.9202	1.0019	1.3794	.3766	-.2485
2995	9.97	30.01	2.3134	-.1958	-.8784	1.0005	1.5673	.4477	-.2288
2996	11.97	30.07	2.5363	-.0874	-.8395	1.0004	1.7495	.5260	-.1743
2997	14.00	30.10	2.7066	.0351	-.8097	1.0007	1.9002	.6209	-.1289
2998	15.99	30.09	2.8614	.1704	-.7871	1.0005	2.0346	.7203	-.0837
2999	18.00	30.00	2.9978	.3164	-.7804	1.0007	2.1581	.8461	-.0437
3000	20.02	29.98	3.1779	.4828	-.7168	1.0009	2.4495	1.1370	-.0290
3001	22.07	30.27	3.3605	.6771	-.6278	1.0007	2.5749	1.2920	-.0739
3002	24.06	29.98	3.4731	.8456	-.5217	1.0007	2.5749	1.4529	-.0329
3003	26.05	29.89	3.6766	1.0467	-.4805	1.0007	2.7191	1.4529	-.0329

TEST = 104  
RUN = 211

PT	ALPHA	O	CL	CD	CM	CT	CLE	CDE	CNE
3004	-2.04	29.11	1.4345	-.9410	-1.2666	1.4918	-.9172	.9355	-.2343
3005	-.03	29.91	1.6405	-.9002	-1.2673	1.5026	-.6731	.9227	-.2317
3006	2.04	29.92	1.8377	-.8410	-1.2629	1.5070	-.8266	.9767	-.2325
3007	3.99	29.96	2.0306	-.7862	-1.2598	1.5115	-.9991	.9104	-.2422
3008	5.99	29.17	2.461	-.6821	-1.2586	1.4876	1.1768	.9515	-.2325
3009	7.96	29.16	2.9374	-.5932	-1.2142	1.4888	1.3317	.9034	-.2125
3010	10.04	29.11	3.4781	-.4782	-1.1807	1.4914	1.5549	.4796	-.1826
3011	11.97	29.11	3.9753	-.3661	-1.1499	1.4911	1.7007	.5527	-.1566
3012	14.04	29.06	3.0826	-.2293	-1.1247	1.4936	1.8737	.6470	-.1348
3013	16.04	29.04	3.2582	-.0711	-1.1117	1.4937	2.0199	.7631	-.1269
3014	17.97	29.04	3.4593	.0780	-1.0915	1.4923	2.1242	.8896	-.1109
3015	19.98	29.02	3.6768	.2629	-1.0431	1.4938	2.2074	1.0092	-.0659
3016	22.07	29.99	3.7377	.4415	-.9914	1.4940	2.4142	1.1423	-.0177
3017	24.07	29.91	3.9453	.6710	-1.2456	1.4984	2.5974	1.3262	-.0727
3018	26.04	29.11	4.0595	.8747	-.6905	1.4859	2.7017	1.4782	-.0269

TEST = 104  
RUN = 212

PT	ALPHA	O	CL	CD	CM	CT	CLE	CDE	CNE
3019	-2.02	29.09	1.7739	-1.3284	-1.6582	1.9999	-.5447	.2448	-.2852
3020	-.05	29.08	1.9476	-1.2623	-1.6468	1.9887	-.8907	.7421	-.2788
3021	1.97	29.08	2.1880	-1.1895	-1.6350	1.9981	-.8593	.2887	-.2792
3022	3.95	29.04	2.4088	-1.1132	-1.6278	1.9914	1.0265	.3105	-.2733
3023	5.98	29.07	2.6283	-1.0222	-1.6168	1.9941	1.1923	.3634	-.2602
3024	7.98	29.00	2.8504	-.9165	-1.5952	2.0040	1.3590	.4221	-.2471
3025	9.98	29.03	3.0636	-.7920	-1.5761	1.9909	1.5393	.4888	-.2235
3026	11.99	29.10	3.2959	-.6512	-1.5202	1.9040	1.7328	.5706	-.1908
3027	14.00	29.09	3.5100	-.4984	-1.4895	1.9837	1.9019	.6674	-.1748
3028	16.06	29.06	3.6889	-.3289	-1.4770	1.9842	2.0479	.7788	-.1679
3029	17.97	29.04	3.8561	-.1619	-1.4647	1.9974	2.1627	.8974	-.1584
3030	20.04	29.94	4.0228	.0394	-1.4091	2.0045	2.3361	1.0405	-.0977
3031	22.03	29.02	4.2091	.2332	-1.3411	1.9960	2.4461	1.1464	-.0432
3032	23.94	29.95	4.3975	.4568	-1.4032	2.0014	2.5990	1.2748	-.0174
3033	25.98	29.03	4.5587	.6811	-1.3665	2.0126	2.7203	1.5003	-.0639

TABLE 3. - Continued.

TEST = 104  
RUN = 205

PT	ALPHA	Q	CL	CD	CM	CT	CLF	CDF	CME
2007	-2.00	20.00	.3874	.1342	.0224	0.0000	.4874	.1302	.0224
2008	-2.00	20.00	.5424	.1437	.0180	0.0000	.5424	.1437	.0180
2009	1.00	20.00	.6874	.1632	.0618	0.0000	.6874	.1632	.0618
2010	1.02	20.02	.8131	.1948	.0924	0.0000	.8131	.1948	.0924
2011	4.14	20.44	.9909	.2418	.1367	0.0000	.9909	.2418	.1367
2012	7.04	20.74	1.1640	.2923	.1734	0.0000	1.1640	.2923	.1734
2013	10.02	20.97	1.3262	.3576	.2166	0.0000	1.3262	.3576	.2166
2014	11.97	20.02	1.4700	.4241	.2647	0.0000	1.4700	.4241	.2647
2015	13.93	20.04	1.5993	.4919	.3087	0.0000	1.5993	.4919	.3087
2016	16.05	20.05	1.7371	.5610	.3202	0.0000	1.7371	.5610	.3202
2017	17.48	20.05	1.8571	.6182	.3264	0.0000	1.8571	.6182	.3264
2018	20.03	20.00	1.9703	.6740	.3264	0.0000	1.9703	.6740	.3264
2019	22.16	20.47	2.0803	.7287	.3591	0.0000	2.0803	.7287	.3591
2020	24.01	20.70	2.1506	1.0816	.3247	0.0000	2.1506	1.0816	.3247
2021	25.97	20.17	2.2204	1.1776	.3102	0.0000	2.2204	1.1776	.3102

TEST = 104  
RUN = 206

PT	ALPHA	Q	CL	CD	CM	CT	CLF	CDF	CME
2022	-2.04	20.03	1.1734	-.5977	-.8061	1.0287	.4494	.2103	-.0963
2023	-2.00	20.02	1.3915	-.5333	-.7464	.9984	.7117	.2317	-.0991
2024	2.07	20.00	1.5934	-.4836	-.7489	.9961	.8466	.2564	-.0877
2025	4.10	20.47	1.7743	-.4286	-.7663	1.0027	1.0127	.2931	-.0865
2026	6.10	20.04	1.9493	-.3392	-.7291	.9947	1.2376	.3509	-.0586
2027	8.03	20.00	2.1017	-.2480	-.7266	.9937	1.4819	.4174	-.0589
2028	10.07	20.09	2.2759	-.1488	-.7214	.9887	1.6819	.4860	-.0584
2029	11.24	20.01	2.4369	-.0373	-.6976	.9844	1.7734	.5757	-.0350
2030	14.09	20.07	2.7042	.1019	-.7075	.9953	1.9711	.6857	-.0678
2031	15.94	20.02	2.8781	.2413	-.6902	.9868	2.0450	.7885	-.0337
2032	18.00	20.95	3.0335	.3940	-.6176	.9937	2.1712	.9245	-.0388
2033	20.03	20.44	3.1740	.5478	-.6102	.9973	2.3100	1.0460	-.0621
2034	21.93	20.40	3.3104	.7105	-.5947	.9990	2.4794	1.1807	-.0671
2035	24.04	20.76	3.4463	.8474	-.5967	1.0007	2.5466	1.3355	-.0531
2036	25.91	20.17	3.5311	1.0569	-.6627	1.0037	2.6148	1.4866	-.1040

TEST = 104  
RUN = 207

PT	ALPHA	Q	CL	CD	CM	CT	CLF	CDF	CME
2037	-2.01	20.11	1.6603	-.9241	-1.0013	1.0067	.5984	.2461	-.0840
2038	-.00	20.14	1.6414	-.8774	-1.0052	1.0023	.6073	.2615	-.0884
2039	2.03	20.16	1.8410	-.8142	-1.0707	1.0020	.8481	.2727	-.0567
2040	1.94	20.13	2.0317	-.7495	-1.0799	1.0049	1.0012	.3190	-.0303
2041	5.40	20.07	2.2407	-.6709	-1.0137	1.0077	1.1774	.3643	-.0077
2042	7.74	20.05	2.5025	-.5832	-1.0179	1.0090	1.3981	.4337	-.0157
2043	10.04	20.04	2.7622	-.4434	-1.0219	1.0094	1.6004	.5132	-.0250
2044	11.07	20.04	2.9744	-.3196	-1.0032	1.0008	1.7490	.5784	-.0103
2045	13.00	20.01	3.0491	-.1793	-.9987	1.0017	1.8803	.6999	-.0037
2046	15.07	20.94	3.2733	-.0242	-1.0034	1.0047	2.0153	.8133	-.0171
2047	18.02	20.97	3.4522	.1510	-.9352	1.0051	2.1940	.9451	-.0471
2048	19.97	20.95	3.6196	.3263	-.9134	1.0060	2.3254	1.0744	-.0643
2049	22.07	20.92	3.7861	.5240	-.8794	1.0057	2.4426	1.2754	-.0449
2050	24.13	20.86	3.9192	.7201	-.8881	1.0007	2.5747	1.3764	-.0795
2051	25.75	20.00	3.9768	.8854	-.9365	1.0074	2.6144	1.4914	-.0264

TEST = 104  
RUN = 208

PT	ALPHA	Q	CL	CD	CM	CT	CLF	CDF	CME
2052	-1.98	20.10	1.7468	-1.3132	-1.4082	1.0024	.9790	.2462	-.1137
2053	-2.00	22.07	2.0147	-1.2609	-1.4839	1.0029	.7930	.2659	-.1132
2054	1.07	20.12	2.2114	-1.1815	-1.4673	1.0059	.8849	.2931	-.1028
2055	4.01	20.07	2.4264	-1.0992	-1.4311	1.0050	1.0162	.3270	-.0870
2056	6.13	20.05	2.6594	-.9960	-1.3949	1.0020	1.2266	.3816	-.0511
2057	8.10	20.07	2.8791	-.8803	-1.3958	1.0021	1.4523	.4502	-.0580
2058	10.01	20.04	3.1003	-.7571	-1.4099	1.0084	1.6707	.5270	-.0324
2059	12.00	20.88	3.3951	-.6096	-1.3970	1.0066	1.8174	.6224	-.0572
2060	15.00	20.93	3.5460	-.4517	-1.3805	1.0088	1.9779	.7250	-.0649
2061	18.00	20.93	3.7419	-.2671	-1.3783	1.0065	2.0976	.8483	-.0610
2062	19.98	20.91	3.9529	-.0662	-1.3123	1.0074	2.2976	.9890	-.0002
2063	22.03	20.88	4.0934	.1237	-1.2801	1.0019	2.4779	1.1157	-.0084
2064	24.05	20.81	4.2380	.3268	-1.2790	1.0063	2.6229	1.2537	-.0403
2065	26.00	20.00	4.3927	.5266	-1.2466	1.0077	2.7740	1.3879	-.0303
2066	28.00	20.00	4.4725	.7344	-1.2040	1.0041	2.8656	1.5309	-.0180

TABLE 3.- Continued.

TEST = 196  
RUN = 197

PT	ALPHA	Q	CL	CD	CM	CT	CLF	CDE	CNE
2777	-1.99	29.93	.4030	.1950	.1585	0.0000	.4030	-1.950	.1905
2778	-.02	29.93	.5975	.1696	.1920	0.0000	.5975	-1.696	.1920
2779	2.01	29.92	-7150	.1948	.2267	0.0000	.7150	-1.948	.2267
2780	4.07	29.91	-.0478	.2259	.2708	0.0000	.0478	-2.259	.2708
2781	5.91	30.11	-.9944	.2728	.3170	0.0000	.9944	-2.728	.3170
2782	7.98	30.23	1.1510	.3355	.3358	0.0000	1.1510	-.3355	.3350
2783	9.98	30.20	1.2967	.4094	.3014	0.0000	1.2967	-.4094	.3014
2784	11.99	30.20	1.4534	.9009	.3095	0.0000	1.4534	-.9009	.3095
2785	14.01	30.19	1.5052	.5099	.3347	0.0000	1.5052	-.5099	.3347
2786	15.95	30.18	1.6000	.6024	.3416	0.0000	1.6000	-.6024	.3416
2787	17.95	30.18	1.8104	.7857	.3664	0.0000	1.8104	-.7857	.3664
2788	19.97	30.14	1.9140	.8852	.3971	0.0000	1.9140	-.8852	.3971
2789	21.97	29.94	2.0067	.9227	.3293	0.0000	2.0067	-.9227	.3293
2790	23.93	29.93	2.1049	.1133	.3271	0.0000	2.1049	-1.1133	.3271
2791	25.90	29.97	2.1889	.401	.3499	0.0000	2.1889	-1.2401	.3499

TEST = 196  
RUN = 198

PT	ALPHA	Q	CL	CD	CM	CT	CLF	CDE	CNE
2792	-2.01	29.98	1.1459	-.9518	-.6303	.9968	.5325	.7337	.0593
2793	-.01	29.99	1.3323	-.5058	-.6000	.9884	.6977	.2914	.0799
2794	2.07	29.96	1.5142	-.4493	-.5636	.9836	.8952	.2008	.1087
2795	4.13	29.87	1.7436	-.3044	-.5401	.9881	1.0557	.3247	.1310
2796	5.94	29.74	1.9748	-.3141	-.5270	.9914	1.2124	.3753	.1436
2797	8.10	29.61	2.1509	-.2064	-.5281	.9960	1.4094	.4588	.1498
2798	9.93	29.98	2.3491	-.0900	-.5899	.9831	1.4966	.5429	.0724
2799	12.07	30.00	2.5175	.0324	-.5755	.9839	1.7424	.6362	.0795
2800	13.90	29.94	2.6782	.1536	-.5423	.9828	1.8760	.7309	.1160
2801	15.94	29.98	2.8328	.3046	-.5910	.9920	2.0309	.8602	.0937
2802	18.00	29.94	3.0059	.4629	-.5350	.9916	2.1640	.9884	.1165
2803	20.04	29.84	3.1746	.6371	-.5175	.9935	2.3138	1.1332	.1327
2804	21.99	29.83	3.2727	.7430	-.5772	.9931	2.4955	1.2496	.0794
2805	23.93	29.89	3.3958	.9517	-.6263	.9914	2.4950	1.3875	.0178
2806	25.94	29.83	3.4938	1.1383	-.6159	.9898	2.5997	1.5411	.0247

TEST = 196  
RUN = 199

PT	ALPHA	Q	CL	CD	CM	CT	CLF	CDE	CNE
2807	-1.94	29.29	1.4024	-.9121	-.9308	1.4781	.4919	.2525	.0919
2808	-.05	29.04	1.6010	-.8671	-.9087	1.4475	.6478	.2732	.1145
2809	1.97	29.04	1.8710	-.8056	-.8734	1.4400	.8247	.3023	.1457
2810	3.99	29.02	2.0285	-.7335	-.8344	1.4424	.9920	.3402	.1809
2811	6.04	29.06	2.2424	-.6395	-.8197	1.4540	1.1848	.4006	.1925
2812	7.93	29.85	2.4725	-.5354	-.8455	1.5053	1.3541	.4721	.1672
2813	9.91	29.79	2.7136	-.4099	-.9026	1.5097	1.5587	.5614	.1080
2814	11.99	29.88	2.9036	-.2675	-.8871	1.5011	1.7204	.6571	.1128
2815	13.98	29.06	3.0735	-.1114	-.8289	1.4878	1.8702	.7535	.1574
2816	14.19	29.15	3.2773	.0743	-.8332	1.4794	2.0431	.8975	.1426
2817	18.07	29.15	3.4160	.2283	-.8280	1.4794	2.1544	1.0106	.1431
2818	20.01	29.13	3.6116	.3979	-.8183	1.4804	2.2792	1.1380	.1509
2819	22.00	29.07	3.8955	.5659	-.8917	1.4879	2.3961	1.2621	.0749
2820	23.79	29.04	3.8035	.7437	-.9271	1.4839	2.4700	1.3945	.0369
2821	25.05	29.09	3.9216	.9423	-.9154	1.4880	2.5417	1.5464	.0476

TEST = 196  
RUN = 200

PT	ALPHA	Q	CL	CD	CM	CT	CLF	CDE	CNE
2822	-2.03	29.17	1.7454	-1.3021	-1.3202	1.9835	.5791	-.2615	.0443
2823	-.08	29.14	1.9588	-1.2424	-1.2949	1.9810	.8063	-.2785	.0673
2824	2.01	29.35	2.1917	-1.1580	-1.2596	1.9830	.8640	-.3145	.0964
2825	3.99	29.14	2.3679	-1.0791	-1.2189	1.9815	.9919	-.3467	.1287
2826	5.97	29.10	2.6146	-.9751	-1.2054	1.9855	1.1871	-.4049	.1366
2827	7.94	29.06	2.8510	-.8951	-1.2130	1.9898	1.3746	-.4776	.1256
2828	10.08	29.99	3.1243	-.7031	-1.2784	1.9969	1.5927	-.5783	.0579
2829	12.07	29.93	3.3140	-.5643	-1.2620	2.0027	1.7356	-.6683	.0718
2830	14.11	29.87	3.5122	-.3977	-.2207	2.0077	1.8997	-.7798	.1098
2831	16.04	29.79	3.7149	-.2239	-.2265	2.0153	2.0413	-.9018	.1032
2832	17.97	29.75	3.9283	-.0478	-1.2166	2.0166	2.1897	-1.0231	.1086
2833	20.07	29.73	4.0543	.1572	-1.2036	2.0180	2.3054	-1.1642	.1147
2834	21.99	29.61	4.2060	.3410	-1.2579	2.0290	2.4144	-1.2939	.0646
2835	24.11	29.51	4.3736	.5427	-1.3250	2.0309	2.4966	-1.4295	-.0065
2836	26.00	29.53	4.4404	.7402	-1.3104	2.0381	2.5787	-1.5693	.0086



TABLE 3.- Continued.

TEST = 184  
RUN = 79

PT	ALPHA	O	CL	CD	CM	CT	CLE	CDE	CME
1763	-2.31	60.00	-.3862	.2464	-.3817	0.0000	-.3862	.2464	-.3817
1764	.20	60.11	-.2892	.2204	-.4782	0.0000	-.2892	.2204	-.4782
1765	2.05	60.05	-.1880	.1962	-.5110	0.0000	-.1880	.1962	-.5110
1766	3.96	60.12	-.0700	.1725	-.5240	0.0000	-.0700	.1725	-.5240
1767	6.18	60.04	.1011	.1480	-.5254	0.0000	.1011	.1480	-.5254
1768	9.03	59.83	.2220	.1386	-.4904	0.0000	.2220	.1386	-.4904
1769	9.95	59.98	.3586	.1376	-.4547	0.0000	.3586	.1376	-.4547
1770	12.01	60.03	.5152	.1487	-.4149	0.0000	.5152	.1487	-.4149
1771	14.03	60.17	.6626	.1738	-.3798	0.0000	.6626	.1738	-.3798
1772	16.06	60.13	.8446	.2144	-.3594	0.0000	.8446	.2144	-.3594
1773	18.00	60.07	1.0102	.2640	-.3438	0.0000	1.0102	.2640	-.3438
1774	20.09	60.12	1.1525	.3226	-.3184	0.0000	1.1525	.3226	-.3184
1775	22.00	60.07	1.2816	.3852	-.2886	0.0000	1.2816	.3852	-.2886
1776	24.15	59.81	1.4190	.4626	-.2667	0.0000	1.4190	.4626	-.2667
1777	26.24	59.76	1.5502	.5483	-.2524	0.0000	1.5502	.5483	-.2524

TEST = 184  
RUN = 389

PT	ALPHA	O	CL	CD	CM	CT	CLE	CDE	CME
5135	12.34	60.10	.9522	.1508	-.4251	0.0000	.9522	.1508	-.4251
5136	14.08	60.14	.6701	.1723	-.3987	0.0000	.6701	.1723	-.3987
5137	16.20	60.08	.8589	.2134	-.3738	0.0000	.8589	.2134	-.3738
5138	17.96	59.99	.9976	.2576	-.3561	0.0000	.9976	.2576	-.3561
5139	19.97	60.04	1.1523	.3156	-.3199	0.0000	1.1523	.3156	-.3199
5140	21.95	60.10	1.2658	.3764	-.2860	0.0000	1.2658	.3764	-.2860
5141	24.07	60.17	1.4117	.4562	-.2661	0.0000	1.4117	.4562	-.2661
5142	26.11	60.17	1.5352	.5368	-.2424	0.0000	1.5352	.5368	-.2424
5143	28.07	60.17	1.6462	.6203	-.2180	0.0000	1.6462	.6203	-.2180
5144	30.07	60.13	1.7491	.7092	-.2037	0.0000	1.7491	.7092	-.2037
5145	31.97	60.14	1.8476	.8033	-.1944	0.0000	1.8476	.8033	-.1944
5146	34.07	60.11	1.9609	.9193	-.1401	0.0000	1.9609	.9193	-.1401
5147	36.08	60.10	1.9904	1.0073	-.0803	0.0000	1.9904	1.0073	-.0803
5148	37.96	59.88	2.0819	1.1478	-.0604	0.0000	2.0819	1.1478	-.0604
5149	40.12	59.94	2.1868	1.3162	-.0379	0.0000	2.1868	1.3162	-.0379
5150	42.23	59.79	2.2464	1.4710	.0062	0.0000	2.2464	1.4710	.0062

TEST = 184  
RUN = 60

PT	ALPHA	O	CL	CD	CM	CT	CLE	CDE	CME
1778	-2.20	59.95	-.3850	.1421	-.3684	.1054	-.3810	.2474	-.3678
1779	-.09	60.01	-.3108	.1266	-.4696	.1043	-.3106	.2329	-.4696
1780	2.07	60.01	-.1713	.0981	-.5134	.1047	-.1751	.2022	-.5140
1781	4.02	59.87	-.0549	.0745	-.5296	.1045	-.0619	.1787	-.5267
1782	6.16	59.95	.1023	.0525	-.5147	.1044	.0910	.1563	-.5164
1783	8.02	59.83	.2378	.0417	-.4930	.1048	.2232	.1455	-.4992
1784	10.13	59.80	.3999	.0418	-.4535	.1048	.3814	.1440	-.4563
1785	12.02	60.42	.5411	.0541	-.4159	.1037	.5199	.1555	-.4192
1786	14.04	59.95	.7141	.0814	-.3840	.1046	.6887	.1828	-.3878
1787	16.01	59.96	.8946	.1226	-.3686	.1045	.8658	.2231	-.3730
1788	18.14	59.93	1.0753	.1794	-.3560	.1045	1.0428	.2797	-.3609
1789	20.01	59.99	1.2016	.2338	-.3382	.1043	1.1659	.3318	-.3436
1790	21.98	59.77	1.3596	.3047	-.3138	.1047	1.3204	.4018	-.3196
1791	24.01	59.95	1.4927	.3800	-.2982	.1042	1.4503	.4752	-.3045
1792	25.97	59.87	1.6172	.4615	-.2920	.1045	1.5713	.5553	-.2989

TEST = 184  
RUN = 390

PT	ALPHA	O	CL	CD	CM	CT	CLE	CDE	CME
5151	12.39	60.00	.9710	.0612	-.4243	.1014	.9492	.1603	-.4276
5152	14.07	60.00	.7119	.0819	-.3971	.1020	.6871	.1809	-.4008
5153	16.04	59.82	.8819	.1215	-.3788	.1026	.8536	.2201	-.3830
5154	17.96	59.80	1.0503	.1725	-.3640	.1028	1.0186	.2703	-.3687
5155	20.01	59.96	1.2154	.2352	-.3384	.1024	1.1803	.3315	-.3437
5156	22.03	60.02	1.3493	.3016	-.3140	.1023	1.3110	.3964	-.3197
5157	23.99	60.15	1.4845	.3774	-.2992	.1019	1.4431	.4705	-.3054
5158	26.15	60.12	1.6417	.4733	-.2857	.1018	1.5969	.5647	-.2924
5159	27.97	60.12	1.7564	.5569	-.2718	.1016	1.7087	.6466	-.2790
5160	30.83	60.12	1.8758	.6551	-.2606	.1016	1.8249	.7431	-.2683
5161	32.05	60.14	2.0014	.7678	-.2551	.1018	1.9474	.8541	-.2632
5162	34.04	60.06	2.0986	.8801	-.2180	.1019	2.0416	.9646	-.2265
5163	35.99	59.97	2.1750	.9953	-.1896	.1020	2.1151	1.0779	-.1986
5164	37.81	59.74	2.2728	1.1383	-.1724	.1032	2.2099	1.2199	-.1819
5165	40.24	59.84	2.4299	1.3622	-.1629	.1021	2.3639	1.4401	-.1728
5166	42.27	59.77	2.4998	1.5005	-.0921	.1022	2.4910	1.5761	-.1024

TABLE 3.- Continued.

TEST = 184  
RUN = 81

PT	ALPHA	O	CL	CD	CN	CT	CLE	CDE	CME
1793	-2.05	60.25	-.3733	.0490	-.4022	.2015	-.3661	.2503	-.4011
1794	-.07	60.21	-.3074	.0336	-.4796	.2015	-.3072	.2351	-.4796
1795	1.97	60.08	-.1841	.0069	-.5203	.2019	-.1910	.2087	-.5213
1796	3.97	60.35	-.0478	-.0172	-.5354	.2009	-.0617	.1833	-.5374
1797	6.04	60.27	.1156	-.0392	-.5264	.2013	.0945	.1610	-.9296
1798	8.21	60.28	.2619	-.0487	-.5005	.2013	.2332	.1505	-.5048
1799	10.20	60.09	.4389	-.0479	-.4637	.2019	.4031	.1507	-.4691
1800	11.91	60.00	.5763	-.0369	-.4325	.2021	.5346	.1609	-.4387
1801	13.98	60.12	.7430	-.0072	-.4000	.2015	.6943	.1883	-.4073
1802	16.24	60.05	.9542	.0431	-.3821	.2016	.8978	.2366	-.3905
1803	18.00	59.87	1.1048	.0914	-.3730	.2018	1.0425	.2834	-.3823
1804	19.94	59.87	1.2626	.1513	-.3542	.2018	1.1938	.3411	-.3645
1805	22.03	59.94	1.4010	.2218	-.3316	.2014	1.3255	.4085	-.3429
1806	24.02	59.92	1.5353	.2978	-.3142	.2011	1.4534	.4815	-.3264
1807	25.99	59.94	1.6909	.3865	-.3066	.2040	1.6015	.5699	-.3220

TEST = 184  
RUN = 391

PT	ALPHA	O	CL	CD	CN	CT	CLE	CDE	CME
5167	12.39	60.04	.5984	-.0338	-.4318	.2003	.5554	.1619	-.4382
5168	13.97	60.04	.7336	-.0126	-.4028	.2004	.6852	.1819	-.4101
5169	16.25	59.79	.9395	.0354	-.3778	.2011	.8832	.2285	-.3862
5170	18.17	59.87	1.1002	.0888	-.3646	.2008	1.0376	.2795	-.3740
5171	20.07	60.12	1.2581	.1494	-.3415	.1998	1.1895	.3371	-.3518
5172	21.99	60.21	1.3888	.2145	-.3191	.1992	1.3142	.3992	-.3303
5173	24.03	60.31	1.5331	.2939	-.3008	.1989	1.4521	.4756	-.3130
5174	26.00	60.10	1.6864	.3844	-.2940	.1995	1.5990	.5637	-.3071
5175	28.02	60.09	1.8024	.4759	-.2776	.1990	1.7089	.6516	-.2916
5176	30.08	60.08	1.9432	.5838	-.2718	.1991	1.8434	.7561	-.2867
5177	32.11	60.02	2.0713	.6996	-.2680	.1991	1.9654	.8682	-.2839
5178	34.04	60.00	2.1814	.8172	-.2380	.1992	2.0699	.9823	-.2547
5179	36.00	59.87	2.2987	.9527	-.2262	.2008	2.1808	1.1151	-.2439

TEST = 184  
 RUN = 76

TABLE 3.- Continued.

PT	ALPHA	Q	CL	CD	CM	CT	CLE	CDE	CNE
1715	-2.05	59.88	-.3957	.1965	-.4065	0.0000	-.3957	.1965	-.4065
1716	-.01	59.89	-.2782	.1652	-.4186	0.0000	-.2782	.1652	-.4186
1717	1.99	59.97	-.1301	.1339	-.4175	0.0000	-.1301	.1339	-.4175
1718	4.07	59.96	-.0271	.1080	-.3972	0.0000	-.0271	.1080	-.3972
1719	6.04	59.89	.1842	.0924	-.3677	0.0000	.1842	.0924	-.3677
1720	7.96	60.01	.3225	.0847	-.3343	0.0000	.3225	.0847	-.3343
1721	9.98	60.15	.4745	.0869	-.2953	0.0000	.4745	.0869	-.2953
1722	12.04	60.01	.6199	.1019	-.2522	0.0000	.6199	.1019	-.2522
1723	13.99	59.95	.7807	.1340	-.2137	0.0000	.7807	.1340	-.2137
1724	16.03	59.87	.9438	.1840	-.1919	0.0000	.9438	.1840	-.1919
1725	18.07	59.97	1.1088	.2440	-.1781	0.0000	1.1088	.2440	-.1781
1726	19.99	59.87	1.2480	.3058	-.1509	0.0000	1.2480	.3058	-.1509
1727	22.05	59.79	1.3941	.3776	-.1356	0.0000	1.3941	.3776	-.1356
1728	24.01	59.81	1.5222	.4527	-.1151	0.0000	1.5222	.4527	-.1151
1729	26.01	60.06	1.6546	.5420	-.1030	0.0000	1.6546	.5420	-.1030

TEST = 184  
 RUN = 386

PT	ALPHA	Q	CL	CD	CM	CT	CLE	CDE	CNE
5085	12.76	60.05	.6843	.1142	-.2315	0.0000	.6843	.1142	-.2315
5086	14.40	59.96	.8129	.1434	-.2101	0.0000	.8129	.1434	-.2101
5087	15.99	59.83	.9519	.1834	-.1924	0.0000	.9519	.1834	-.1924
5088	18.44	60.12	1.1558	.2557	-.1689	0.0000	1.1558	.2557	-.1689
5089	20.05	60.12	1.2934	.3038	-.1496	0.0000	1.2934	.3038	-.1496
5090	22.09	60.09	1.4113	.3793	-.1275	0.0000	1.4113	.3793	-.1275
5091	24.19	60.27	1.5391	.4596	-.0977	0.0000	1.5391	.4596	-.0977
5092	26.14	60.40	1.6528	.5420	-.0726	0.0000	1.6528	.5420	-.0726
5093	28.06	60.12	1.7995	.6485	-.0393	0.0000	1.7995	.6485	-.0393
5094	30.03	60.25	1.9294	.7632	-.0103	0.0000	1.9294	.7632	-.0103
5095	32.17	60.19	2.0609	.9044	.0209	0.0000	2.0609	.9044	.0209
5096	34.01	60.04	2.1740	1.0469	.0437	0.0000	2.1740	1.0469	.0437
5097	36.01	59.73	2.2811	1.2039	.0685	0.0000	2.2811	1.2039	.0685
5098	37.91	60.07	2.3481	1.3475	.1130	0.0000	2.3481	1.3475	.1130
5099	40.05	59.93	2.3699	1.4836	.1704	0.0000	2.3699	1.4836	.1704
5100	42.29	59.59	2.2973	1.5841	.2108	0.0000	2.2973	1.5841	.2108

TEST = 184  
 RUN = 77

PT	ALPHA	Q	CL	CD	CM	CT	CLE	CDE	CNE
1730	-2.03	60.03	-.4079	.1012	-.4078	.1026	-.4043	.2037	-.4073
1731	-.02	60.17	-.2810	.0681	-.4136	.1026	-.2810	.1707	-.4136
1732	1.96	60.13	-.1272	.0381	-.4111	.1028	-.1307	.1408	-.4116
1733	3.97	60.08	-.0329	.0121	-.3895	.1031	-.0257	.1149	-.3906
1734	5.97	59.94	.1806	-.0032	-.3661	.1033	.1699	.0996	-.3677
1735	8.02	59.94	.3450	-.0113	-.3313	.1033	.3306	.0910	-.3335
1736	10.05	59.85	.5028	-.0078	-.2932	.1037	.4847	.0943	-.2959
1737	12.02	59.80	.6741	.0083	-.2465	.1036	.6525	.1096	-.2497
1738	14.02	59.79	.8177	.0426	-.2168	.1036	.7926	.1431	-.2206
1739	15.99	60.03	.9915	.0953	-.2011	.1030	.9431	.1944	-.2054
1740	18.06	60.04	1.1591	.1577	-.1895	.1029	1.1272	.2956	-.1943
1741	20.07	60.11	1.3032	.2231	-.1702	.1027	1.2680	.3196	-.1755
1742	22.09	59.96	1.4612	.2987	-.1574	.1031	1.4225	.3942	-.1633
1743	24.09	59.85	1.6164	.3832	-.1466	.1033	1.5742	.4775	-.1529
1744	26.00	59.76	1.7378	.4704	-.1377	.1035	1.6924	.5634	-.1445

TEST = 184  
 RUN = 387

PT	ALPHA	Q	CL	CD	CM	CT	CLE	CDE	CNE
5101	12.59	60.05	-.7073	.0208	-.2390	.1024	-.6850	.1208	-.2424
5102	14.15	60.12	-.8320	.0488	-.2208	.1026	-.8069	.1483	-.2245
5103	16.04	60.04	-.9920	.0958	-.2030	.1028	-.9636	.1946	-.2072
5104	18.12	60.34	1.1733	.1603	-.1910	.1024	1.1415	.2576	-.1958
5105	20.01	60.25	1.3163	.2227	-.1699	.1025	1.2812	.3190	-.1751
5106	21.99	60.42	1.4716	.2996	-.1551	.1020	1.4334	.3941	-.1609
5107	23.94	59.84	1.6095	.3791	-.1416	.1029	1.5678	.4731	-.1478
5108	26.02	60.44	1.7505	.4742	-.1239	.1019	1.7050	.5658	-.1306
5109	27.96	60.20	1.8993	.5818	-.0905	.1022	1.8514	.6720	-.0977
5110	30.05	59.99	2.0551	.7124	-.0555	.1024	2.0038	.8011	-.0632
5111	32.16	60.34	2.1733	.8495	-.0307	.1018	2.1192	.9357	-.0388
5112	34.15	60.12	2.3029	1.0096	-.0096	.1022	2.2456	1.0942	-.0182
5113	36.05	59.79	2.4314	1.1763	-.0016	.1027	2.3709	1.2594	-.0107
5114	38.09	59.89	2.5200	1.3507	.0435	.1025	2.4647	1.4314	.0340
5115	39.96	59.95	2.5543	1.4773	.0890	.1025	2.4885	1.5559	.0791
5116	42.49	59.70	2.4962	1.6148	.1330	.1029	2.4267	1.6907	.1226

0-2

ORIGINAL PAGE IS  
OF POOR QUALITY

TABLE 3.- Continued.

TEST # 184  
RUN # 78

PT	ALPHA	Q	CL	CD	CM	CT	CLE	CDE	CHE
1745	-2.03	60.08	-.4144	.0015	-.4134	.2027	-.4072	.2041	-.4124
1746	-.01	60.15	-.2724	-.0298	-.4184	.2026	-.2724	.1728	-.4184
1747	1.95	60.10	-.1171	-.0587	-.4178	.2025	-.1240	.1437	-.4188
1748	3.96	60.14	.0332	-.0810	-.4007	.2023	.0192	.1209	-.4028
1749	5.96	60.13	.1960	-.0967	-.3750	.2024	.1750	.1046	-.3781
1750	7.98	59.99	.3616	-.1041	-.3423	.2028	.3335	.0968	-.3465
1751	9.99	60.07	.5183	-.0990	-.3064	.2024	.4832	.1003	-.3117
1752	11.98	60.08	.6929	-.0819	-.2627	.2025	.6508	.1162	-.2690
1753	14.04	59.99	.8508	-.0458	-.2296	.2025	.8017	.1506	-.2369
1754	16.00	60.00	1.0358	.0107	-.2160	.2024	.9800	.2053	-.2244
1755	18.02	59.94	1.2036	.0722	-.2026	.2023	1.1410	.2646	-.2120
1756	20.01	60.01	1.3552	.1403	-.1845	.2020	1.2861	.3301	-.1949
1757	22.03	60.00	1.5079	.2161	-.1769	.2018	1.4322	.4032	-.1883
1758	23.99	59.99	1.6568	.2986	-.1664	.2026	1.5744	.4838	-.1787
1759	25.99	59.83	1.7942	.3914	-.1586	.2030	1.7053	.5739	-.1719

TEST # 184  
RUN # 388

PT	ALPHA	Q	CL	CD	CM	CT	CLE	CDE	CHE
5117	12.61	60.08	.7358	-.0745	-.2429	.2006	.6920	.1213	-.2495
5118	14.08	60.07	.8672	-.0453	-.2241	.2006	.8184	.1493	-.2314
5119	16.05	59.83	1.0497	.0080	-.2067	.2012	.9941	.2013	-.2150
5120	18.08	60.11	1.2110	.0715	-.1960	.2002	1.1489	.2618	-.2053
5121	20.01	60.14	1.3636	.1387	-.1769	.2001	1.2951	.3267	-.1872
5122	21.95	60.28	1.5110	.2120	-.1611	.1994	1.4365	.3988	-.1723
5123	24.05	60.40	1.6698	.3044	-.1481	.1988	1.5888	.4860	-.1602
5124	25.97	60.34	1.8026	.3925	-.1309	.1987	1.7156	.5712	-.1440
5125	28.08	60.35	1.9412	.5020	-.0993	.1984	1.8478	.6770	-.1133
5126	30.08	60.26	2.1036	.6319	-.0600	.1987	2.0040	.8039	-.0749
5127	32.12	60.00	2.2413	.7769	-.0415	.1995	2.1352	.9459	-.0574
5128	34.11	60.00	2.3874	.9459	-.0252	.1997	2.2754	1.1113	-.0420
5129	36.05	60.11	2.5041	1.1111	-.0139	.1994	2.3868	1.2723	-.0315
5130	37.96	59.85	2.5881	1.2700	.0241	.2003	2.4649	1.4279	.0056
5131	40.04	60.17	2.6556	1.4375	.0676	.1988	2.5277	1.5898	.0484
5132	42.90	60.08	2.5944	1.5686	.1028	.1992	2.4598	1.7155	.0826

TABLE 3.- Continued.

TEST = 104  
RUN = 07

PT	ALPHA	Q	CL	CD	CM	CT	CLE	CDE	CNE
1010	-2.05	60.03	-.3450	.1446	-.3234	0.0000	-.3450	.1446	-.3234
1011	.03	60.26	-.1919	.1125	-.2941	0.0000	-.1919	.1125	-.2941
1012	2.04	60.03	-.0452	.0901	-.2664	0.0000	-.0452	.0901	-.2664
1013	3.94	59.99	.0990	.0744	-.2379	0.0000	.0990	.0744	-.2379
1014	5.99	59.92	.2521	.0657	-.2077	0.0000	.2521	.0657	-.2077
1015	7.93	59.70	.4036	.0650	-.1755	0.0000	.4036	.0650	-.1755
1016	10.07	59.96	.5652	.0752	-.1397	0.0000	.5652	.0752	-.1397
1017	12.00	60.00	.7032	.0934	-.1107	0.0000	.7032	.0934	-.1107
1018	14.05	60.10	.8624	.1270	-.0726	0.0000	.8624	.1270	-.0726
1019	15.99	60.06	1.0157	.1740	-.0500	0.0000	1.0157	.1740	-.0500
1020	18.04	60.00	1.1946	.2407	-.0477	0.0000	1.1946	.2407	-.0477
1021	20.04	59.88	1.3322	.3082	-.0246	0.0000	1.3322	.3082	-.0246
1022	22.02	59.82	1.4772	.3855	-.0123	0.0000	1.4772	.3855	-.0123
1023	23.96	59.87	1.6360	.4822	.0258	0.0000	1.6360	.4822	.0258
1024	26.00	60.04	1.7889	.5937	.0713	0.0000	1.7889	.5937	.0713

TEST = 104  
RUN = 303

PT	ALPHA	Q	CL	CD	CM	CT	CLE	CDE	CNE
5035	12.96	60.00	.7955	.1086	-.0640	0.0000	.7955	.1086	-.0640
5036	14.01	60.00	.8724	.1270	-.0901	0.0000	.8724	.1270	-.0901
5037	16.05	59.99	1.0351	.1764	-.0293	0.0000	1.0351	.1764	-.0293
5038	17.98	60.41	1.1876	.2365	-.0153	0.0000	1.1876	.2365	-.0153
5039	19.04	60.17	1.3426	.3077	.0046	0.0000	1.3426	.3077	.0046
5040	21.99	60.14	1.5037	.3929	.0314	0.0000	1.5037	.3929	.0314
5041	23.92	60.26	1.6533	.4874	.0722	0.0000	1.6533	.4874	.0722
5042	25.92	60.29	1.8095	.6006	.1202	0.0000	1.8095	.6006	.1202
5043	29.07	60.17	1.9390	.7340	.1556	0.0000	1.9390	.7340	.1556
5044	30.24	59.94	2.1111	.9043	.1976	0.0000	2.1111	.9043	.1976
5045	32.61	59.73	2.2249	1.0423	.2168	0.0000	2.2249	1.0423	.2168
5046	34.07	59.83	2.3150	1.1965	.2478	0.0000	2.3150	1.1965	.2478
5047	36.13	59.87	2.4229	1.3700	.2822	0.0000	2.4229	1.3700	.2822
5048	37.93	59.83	2.4575	1.4960	.3072	0.0000	2.4575	1.4960	.3072
5049	39.97	59.81	2.4685	1.6354	.3101	0.0000	2.4685	1.6354	.3101
5050	40.97	59.75	2.4515	1.6931	.3203	0.0000	2.4515	1.6931	.3203

TEST = 104  
RUN = 03

PT	ALPHA	Q	CL	CD	CM	CT	CLE	CDE	CNE
1025	-2.09	60.34	-.3628	.0505	-.3227	.1030	-.3591	.1534	-.3221
1026	.07	60.08	-.2082	.0176	-.2950	.1037	-.2003	.1214	-.2950
1027	2.01	60.10	-.0375	-.0070	-.2657	.1030	-.0412	.0967	-.2662
1028	4.11	60.07	.1180	-.0227	-.2384	.1040	.1106	.0811	-.2393
1029	6.14	60.04	.2776	-.0289	-.2025	.1040	.2665	.0745	-.2042
1030	8.06	59.80	.4283	-.0283	-.1719	.1045	.4136	.0752	-.1741
1031	10.19	59.98	.5950	-.0170	-.1416	.1041	.5766	.0854	-.1444
1032	12.01	60.01	.7341	.0019	-.1121	.1040	.7125	.1036	-.1154
1033	13.94	59.97	.8991	.0366	-.0784	.1041	.8741	.1376	-.0821
1034	15.97	60.04	1.0426	.0871	-.0700	.1030	1.0341	.1869	-.0743
1035	18.10	59.84	1.2494	.1577	-.0501	.1041	1.2171	.2567	-.0650
1036	20.21	59.97	1.3963	.2321	-.0414	.1037	1.3604	.3294	-.0468
1037	21.92	59.68	1.5436	.3035	-.0371	.1043	1.5047	.4002	-.0430
1038	23.91	59.83	1.7137	.4066	-.0047	.1040	1.6715	.5019	-.0110
1039	26.04	59.79	1.8747	.5256	.0359	.1041	1.8290	.6191	.0291

TEST = 104  
RUN = 304

PT	ALPHA	Q	CL	CD	CM	CT	CLE	CDE	CNE
5051	12.99	60.11	.8085	.0163	-.0741	.1037	.7854	.1174	-.0776
5052	14.07	59.94	.9209	.0401	-.0593	.1036	.8957	.1405	-.0631
5053	16.02	59.93	1.0753	.0879	-.0463	.1037	1.0467	.1876	-.0505
5054	17.99	60.12	1.2528	.1599	-.0316	.1023	1.2212	.2532	-.0364
5055	20.08	60.15	1.4151	.2349	-.0145	.1014	1.3603	.3301	-.0190
5056	22.13	60.39	1.5732	.3229	.0052	.1003	1.5354	.4157	-.0005
5057	24.09	60.09	1.7632	.4323	.0452	.1001	1.7224	.5237	.0391
5058	25.96	60.17	1.9891	.5397	.0869	.1010	1.8649	.6305	.0803
5059	28.06	60.18	2.0505	.6765	.1191	.1020	2.0025	.7665	.1119
5060	29.94	59.93	2.1809	.8153	.1490	.1023	2.1298	.9040	.1413
5061	32.04	59.93	2.3413	.9922	.1607	.1022	2.2971	1.0788	.1526
5062	34.00	59.83	2.4300	1.1500	.1850	.1026	2.3806	1.2350	.1764
5063	35.92	59.82	2.5548	1.3223	.2098	.1024	2.4948	1.4093	.2008
5064	38.05	60.02	2.6105	1.4843	.2359	.1020	2.5476	1.5646	.2264
5065	40.05	59.66	2.6341	1.6335	.2325	.1027	2.5680	1.7122	.2226
5066	40.97	59.79	2.6323	1.6979	.2370	.1024	2.5651	1.7752	.2277

TABLE 3.- Continued.

TEST = 184  
RUN = 84

PT	ALPHA	Q	CL	CD	CH	CT	CLE	CDE	CHE
1840	-2.05	59.94	-.3530	-.0491	-.3283	.2036	-.3457	.1543	-.3272
1841	-.03	59.90	-.2093	-.0707	-.3022	.2039	-.2092	.1252	-.3022
1842	2.02	60.02	-.0378	-.1028	-.2786	.2033	-.0449	.1004	-.2797
1843	4.00	59.98	.1243	-.1176	-.2486	.2039	.1101	.0857	-.2507
1844	6.13	59.90	.3012	-.1241	-.2156	.2039	.2794	.0786	-.2189
1845	7.99	60.04	.4486	-.1216	-.1842	.2034	.4203	.0798	-.1684
1846	10.05	60.00	.6141	-.1108	-.1563	.2034	.5786	.0895	-.1616
1847	11.99	60.08	.7770	-.0885	-.1244	.2031	.7348	.1102	-.1307
1848	14.01	60.08	.9426	-.0520	-.1005	.2030	.8934	.1450	-.1079
1849	16.00	60.15	1.1029	.0001	-.0873	.2028	1.0470	.1990	-.0957
1850	18.04	59.99	1.2851	.0702	-.0812	.2032	1.2222	.2635	-.0907
1851	20.03	59.87	1.4402	.1445	-.0621	.2032	1.3786	.3354	-.0725
1852	22.02	60.08	1.6100	.2293	-.0542	.2023	1.5342	.4168	-.0656
1853	24.10	60.06	1.7685	.3333	-.0218	.2023	1.6859	.5179	-.0342
1854	26.24	59.95	1.9642	.4646	.0225	.2026	1.8746	.6463	.0090

TEST = 184  
RUN = 385

PT	ALPHA	Q	CL	CD	CH	CT	CLE	CDE	CHE
5067	12.82	60.08	.8468	-.0771	-.0772	.2004	.8023	.1183	-.0839
5068	14.08	60.08	.9491	-.0512	-.0650	.2002	.9004	.1429	-.0723
5069	15.99	59.99	1.1122	-.0014	-.0503	.2003	1.0570	.1911	-.0585
5070	18.06	59.96	1.3073	.0723	-.0405	.2007	1.2452	.2630	-.0498
5071	20.16	60.09	1.4685	.1521	-.0205	.1998	1.3997	.3397	-.0308
5072	22.12	60.29	1.6383	.2416	-.0011	.1992	1.5633	.4261	-.0124
5073	23.99	60.38	1.7940	.3405	.0361	.1985	1.7132	.5219	.0240
5074	26.11	60.33	1.9652	.4655	.0826	.1985	1.8779	.6437	.0695
5075	28.01	60.00	2.1108	.5957	.1036	.1994	2.0171	.7718	.0896
5076	30.17	60.00	2.2723	.7628	.1334	.1992	2.1722	.9350	.1184
5077	32.09	59.84	2.4167	.9274	.1405	.1999	2.3125	1.0968	.1246
5078	34.13	59.89	2.5201	1.0973	.1762	.1997	2.4161	1.2626	.1594
5079	35.99	59.83	2.6284	1.2572	.2047	.1996	2.5112	1.4187	.1871
5080	38.09	59.68	2.6911	1.4206	.2245	.2001	2.5677	1.5781	.2060
5081	39.96	59.58	2.7248	1.5726	.2143	.2005	2.5961	1.7263	.1950
5082	40.50	59.78	2.7352	1.6187	.2130	.1997	2.6055	1.7706	.1936

TABLE 3.- Continued.

TEST = 184  
RUN = 85

PT	ALPHA	Q	CL	CD	CN	CT	CLE	CDE	CNE
1857	-2.09	60.15	-.2932	.1013	-.1637	0.0000	-.2932	-.1013	-.1637
1858	-.04	60.22	-.1349	.0759	-.1221	0.0000	-.1349	-.0759	-.1221
1859	2.02	60.13	.0176	.0600	-.0906	0.0000	.0176	.0600	-.0906
1860	3.99	60.00	.1615	.0536	-.0608	0.0000	.1615	.0536	-.0608
1861	6.06	59.97	.3290	.0554	-.0279	0.0000	.3290	.0554	-.0279
1862	8.04	59.96	.4669	.0638	-.0030	0.0000	.4669	.0638	-.0030
1863	9.97	59.96	.6123	.0773	.0181	0.0000	.6123	.0773	.0181
1864	12.02	59.93	.7626	.1003	.0440	0.0000	.7626	.1003	.0440
1865	14.05	60.19	.9125	.1322	.0710	0.0000	.9125	.1322	.0710
1866	16.01	60.22	1.0876	.1817	.0846	0.0000	1.0876	.1817	.0846
1867	18.13	60.17	1.2551	.2519	.0948	0.0000	1.2551	.2519	.0948
1868	20.14	59.96	1.4242	.3430	.1415	0.0000	1.4242	.3430	.1415
1869	22.16	59.88	1.6062	.4468	.1838	0.0000	1.6062	.4468	.1838
1870	24.20	59.87	1.7936	.5609	.2115	0.0000	1.7936	.5609	.2115
1871	26.11	59.61	1.8977	.6887	.2337	0.0000	1.8977	.6887	.2337

TEST = 184  
RUN = 380

PT	ALPHA	Q	CL	CD	CN	CT	CLE	CDE	CNE
4985	12.98	59.74	.8540	.1234	-.0699	0.0000	.8540	.1234	-.0699
4986	14.03	59.83	.9378	.1438	.0800	0.0000	.9378	.1438	.0800
4987	15.95	60.09	1.0944	.1907	.0962	0.0000	1.0944	.1907	.0962
4988	17.94	60.04	1.2546	.2560	.1146	0.0000	1.2546	.2560	.1146
4989	19.94	60.19	1.4248	.3437	.1633	0.0000	1.4248	.3437	.1633
4990	22.17	60.21	1.6186	.4591	.2066	0.0000	1.6186	.4591	.2066
4991	23.92	60.31	1.7518	.5625	.2313	0.0000	1.7518	.5625	.2313
4992	26.10	59.94	1.9039	.7035	.2743	0.0000	1.9039	.7035	.2743
4993	28.00	59.96	2.0238	.8342	.3207	0.0000	2.0238	.8342	.3207
4994	30.03	60.10	2.1575	.9919	.3459	0.0000	2.1575	.9919	.3459
4995	32.16	60.12	2.2710	1.1495	.3831	0.0000	2.2710	1.1495	.3831
4996	33.92	60.12	2.3158	1.2662	.3969	0.0000	2.3158	1.2662	.3969
4997	36.02	60.00	2.3791	1.4213	.3913	0.0000	2.3791	1.4213	.3913
4998	38.08	59.63	2.4433	1.5839	.4046	0.0000	2.4433	1.5839	.4046
4999	39.96	59.70	2.4660	1.7211	.4148	0.0000	2.4660	1.7211	.4148
5000	40.89	59.07	2.4409	1.7689	.4264	0.0000	2.4409	1.7689	.4264

TEST = 184  
RUN = 86

PT	ALPHA	Q	CL	CD	CN	CT	CLE	CDE	CNE
1872	-2.06	60.09	-.2919	.0026	-.1573	.1050	-.2881	.1076	-.1569
1873	-.08	60.06	-.1318	-.0227	-.1198	.1049	-.1370	.0822	-.1198
1874	1.88	59.99	.0133	-.0373	-.0929	.1051	-.0099	.0675	-.0935
1875	3.99	59.86	.1870	-.0459	-.0379	.1054	.1747	.0393	-.0590
1876	5.96	59.90	.3360	-.0431	-.0317	.1055	.3270	.0618	-.0334
1877	7.95	59.86	.4924	-.0337	-.0059	.1056	.4770	.0709	-.0001
1878	9.97	59.89	.6497	-.0169	.0167	.1057	.6314	.0072	.0140
1879	11.97	60.10	.7919	-.0074	.0388	.1048	.7701	.1099	.0355
1880	14.09	60.08	.9668	.0435	.0642	.1050	.9412	.1453	.0604
1881	16.07	60.09	1.1355	.0944	.0749	.1050	1.1004	.1952	.0703
1882	18.21	60.15	1.3102	.1684	.0808	.1049	1.2775	.2681	.0759
1883	20.13	60.12	1.4902	.2615	.1239	.1048	1.4541	.3598	.1105
1884	22.09	60.04	1.6683	.3649	.1611	.1050	1.6288	.4622	.1592
1885	24.05	60.00	1.8264	.4800	.1819	.1049	1.7816	.5758	.1795
1886	26.00	59.92	1.9772	.6116	.2181	.1050	1.9312	.7060	.2112

TEST = 184  
RUN = 381

PT	ALPHA	Q	CL	CD	CN	CT	CLE	CDE	CNE
5001	12.96	60.35	.8855	.0356	-.0524	.1006	.8610	.1330	.0490
5002	14.08	60.11	.9702	.0546	-.0648	.1017	.9455	.1533	.0611
5003	15.98	59.94	1.1274	.1028	.0761	.1023	1.0992	.2011	.0719
5004	17.98	59.95	1.3151	.1749	.0935	.1021	1.2636	.2721	.0888
5005	19.96	60.28	1.4827	.2632	.1397	.1015	1.4480	.3587	.1349
5006	22.10	60.02	1.6786	.3761	.1770	.1021	1.6402	.4708	.1712
5007	24.07	59.94	1.8322	.4959	.1999	.1020	1.7905	.5891	.1937
5008	26.00	59.83	1.9899	.6307	.2419	.1023	1.9451	.7226	.2352
5009	27.95	59.91	2.1212	.7671	.2782	.1019	2.0734	.8571	.2711
5010	30.10	59.99	2.2824	.9428	.3016	.1018	2.2313	1.0309	.2939
5011	32.13	60.04	2.3812	1.0930	.3311	.1016	2.3271	1.1791	.3230
5012	33.96	60.95	2.4473	1.2282	.3453	.1016	2.3905	1.3126	.3368
5013	36.03	59.93	2.3214	1.3917	.3349	.1017	2.4616	1.4740	.3259
5014	37.94	59.86	2.3945	1.5347	.3453	.1018	2.5319	1.6351	.3359
5015	40.17	59.82	2.6263	1.7256	.3469	.1018	2.5606	1.8034	.3390
5016	40.95	59.82	2.6011	1.7669	.3382	.1019	2.5343	1.6438	.3461

TABLE 3.- Continued.

TEST = 184  
RUN = 87

PT	ALPHA	Q	CL	CD	CN	CT	CLE	CDE	CHE
1887	-2.09	60.04	-.3007	-.0915	-.1665	.2028	-.7933	.1111	-.1654
1888	-.02	60.10	-.1298	-.1157	-.1296	.2017	-.1297	.0860	-.1296
1889	2.03	60.05	.0326	-.1319	-.1038	.2020	.0255	.0700	-.1048
1890	4.12	59.96	.2053	-.1382	-.0708	.2022	.1908	.0636	-.0729
1891	6.01	60.07	.3643	-.1348	-.0448	.2019	.3432	.0660	-.0480
1892	8.12	60.08	.5289	-.1231	-.0192	.2018	.5004	.0766	-.0235
1893	10.02	59.86	.6780	-.1062	.0012	.2027	.6427	.0934	-.0041
1894	12.18	59.88	.8555	-.0773	.0260	.2023	.8128	.1204	.0196
1895	13.94	60.07	.9972	-.0454	.0480	.2017	.9486	.1503	.0407
1896	15.97	60.01	1.1775	.0097	.0545	.2016	1.1220	.2036	.0462
1897	18.05	60.15	1.3506	.0822	.0614	.2010	1.2883	.2733	.0521
1898	20.03	60.11	1.5326	.1768	.1092	.2010	1.4637	.3657	.0989
1899	22.03	60.33	1.7123	.2830	.1426	.2002	1.6372	.4685	.1313
1900	24.16	60.15	1.8894	.4097	.1660	.2016	1.8069	.5936	.1536
1901	26.01	59.92	2.0368	.5358	.1945	.2024	1.9481	.7176	.1812

TEST = 184  
RUN = 382

PT	ALPHA	Q	CL	CD	CN	CT	CLE	CDE	CHE
5017	12.95	60.01	.9179	-.0632	.0505	.2037	.8723	.1353	.0436
5018	14.07	60.12	1.0069	-.0412	.0625	.2032	.9976	.1559	.0551
5019	15.98	60.02	1.1628	.0086	.0715	.2035	1.1068	.2042	.0631
5020	17.94	60.17	1.3384	.0796	.0890	.2017	1.2762	.2715	.0797
5021	20.06	60.20	1.5319	.1789	.1362	.2003	1.4632	.3670	.1259
5022	22.09	60.21	1.7253	.2919	.1709	.1991	1.6504	.4764	.1597
5023	23.91	60.29	1.8669	.4025	.1908	.1975	1.7868	.5831	.1787
5024	26.04	60.29	2.0369	.5490	.2324	.1986	1.9497	.7274	.2194
5025	28.05	60.24	2.1853	.6950	.2682	.1990	2.0917	.8707	.2541
5026	30.08	60.14	2.3225	.8544	.2796	.1990	2.2227	1.0266	.2647
5027	31.92	60.01	2.4249	.9958	.3117	.1993	2.3195	1.1649	.2959
5028	34.06	59.82	2.5251	1.1652	.3293	.1999	2.4131	1.3309	.3125
5029	36.02	59.76	2.6046	1.3284	.3146	.1999	2.4871	1.4901	.2970
5030	38.03	59.86	2.6788	1.4994	.3246	.1996	2.5538	1.6566	.3061
5031	40.02	59.68	2.7106	1.6557	.3264	.2001	2.5820	1.8089	.3071
5032	40.91	60.04	2.7043	1.7177	.3345	.1988	2.5741	1.8679	.3149





TABLE 3.- Continued.

TEST # 184  
RUN # 90

PT	ALPHA	Q	CL	CD	CH	CT	CLE	CDE	CNE
1934	-1.99	59.95	-.2312	-.1168	.0337	.2010	-.2242	-.0841	.0348
1935	.07	59.94	-.0468	-.1360	.0706	.2029	-.0470	.0669	.0705
1936	1.97	59.79	.0930	-.1423	.0891	.2031	.0861	.0607	.0881
1937	4.13	59.89	.2706	-.1397	.1100	.2028	.2560	.0625	.1078
1938	6.15	60.04	.4460	-.1288	.1296	.2020	.4243	.0721	.1264
1939	7.96	60.12	.5790	-.1133	.1447	.2017	.5511	.0865	.1405
1940	10.06	60.09	.7428	-.0895	.1647	.2017	.7076	.1091	.1594
1941	11.99	59.99	.8932	-.0600	.1836	.2020	.8512	.1376	.1773
1942	13.99	60.11	1.0528	-.0132	.2186	.2015	1.0041	.1824	.2113
1943	16.03	60.00	1.2470	.0598	.2574	.2017	1.1913	.2536	.2491
1944	17.99	59.96	1.4478	.1475	.2877	.2016	1.3855	.3393	.2784
1945	20.02	59.99	1.5919	.2499	.3028	.2013	1.5230	.4391	.2924
1946	22.11	59.86	1.7957	.3908	.3469	.2015	1.7199	.5775	.3355
1947	23.78	59.70	1.9198	.4961	.3565	.2019	1.8304	.6808	.3443
1948	26.05	59.96	2.0986	.6614	.3631	.2010	2.0104	.8419	.3499

TEST # 184  
RUN # 379

PT	ALPHA	Q	CL	CD	CH	CT	CLE	CDE	CNE
4967	13.13	60.12	.9705	-.0432	.1966	.2006	.9250	.1522	.1898
4968	14.03	60.44	1.0557	-.0188	.2136	.1993	1.0073	.1745	.2063
4969	15.95	60.01	1.2233	.0433	.2552	.2007	1.1681	.2363	.2469
4970	18.19	60.00	1.4395	.1450	.2849	.2006	1.3769	.3356	.2755
4971	19.90	60.08	1.5825	.2345	.2993	.2003	1.5144	.4229	.2890
4972	21.94	60.16	1.7546	.3580	.3333	.1998	1.6799	.5433	.3221
4973	24.06	60.16	1.9298	.4991	.3589	.1996	1.8484	.6814	.3467
4974	26.11	60.15	2.0934	.6490	.3725	.1994	2.0057	.8281	.3593
4975	28.04	60.00	2.2078	.7827	.3939	.1998	2.1138	.9590	.3798
4976	30.11	59.98	2.3079	.9293	.4040	.1998	2.2077	1.1021	.3890
4977	32.09	59.97	2.4080	1.0807	.4085	.1998	2.3018	1.2500	.3926
4978	34.04	59.98	2.5007	1.2389	.4135	.1997	2.3889	1.4044	.3967
4979	35.94	60.00	2.5725	1.3931	.4230	.1991	2.4556	1.5543	.4054
4980	38.02	59.83	2.6414	1.5657	.4491	.1998	2.5183	1.7231	.4307
4981	40.11	59.85	2.6912	1.7429	.4846	.1998	2.5625	1.8957	.4653
4982	41.00	60.04	2.6682	1.7937	.4937	.1989	2.5377	1.9438	.4741



ORIGINAL PAGE IS  
OF POOR QUALITY

TABLE 3.- Continued.

TEST = 184  
RUN = 96

PT	ALPHA	Q	CL	CD	CH	CT	CLE	CDE	CNE
2031	-2.05	59.98	-.0301	-.1142	-.3541	.2031	-.0582	.0869	-.3153
2032	.04	60.04	.1541	-.1298	-.3227	.2028	.1188	.0700	-.2850
2033	2.09	60.16	.3217	-.1335	-.2917	.2025	.2793	.0644	-.2552
2034	3.99	59.96	.4646	-.1290	-.2790	.2033	.4156	.0683	-.2433
2035	6.03	60.04	.6293	-.1161	-.2574	.2028	.5733	.0788	-.2228
2036	8.05	59.79	.7883	-.0975	-.2366	.2036	.7172	.0960	-.2029
2037	10.06	60.11	.9352	-.0701	-.2169	.2025	.8657	.1201	-.1844
2038	12.00	60.03	1.0961	-.0345	-.1918	.2026	1.0202	.1534	-.1602
2039	13.97	60.02	1.2589	.0160	-.1666	.2020	1.1765	.2014	-.1360
2040	16.04	59.95	1.4468	.0949	-.1419	.2027	1.3578	.2770	-.1123
2041	18.04	60.04	1.6212	.1835	-.1049	.2022	1.5262	.3619	-.0763
2042	20.00	59.96	1.7826	.2874	-.0655	.2022	1.6815	.4625	-.0378
2043	22.00	59.86	1.9645	.4133	-.0580	.2025	1.8572	.5850	-.0312
2044	24.00	60.04	2.1366	.5488	-.0222	.2018	2.0238	.7160	.0036
2045	25.95	59.89	2.2760	.6846	.0076	.2021	2.1593	.8483	.0326

TEST = 184  
RUN = 394

PT	ALPHA	Q	CL	CD	CH	CT	CLE	CDE	CNE
5213	12.86	60.36	1.1801	-.0053	-.2012	.1988	1.1029	.1779	-.1707
5214	14.01	60.34	1.2678	.0286	-.1880	.1988	1.1869	.2102	-.1580
5215	15.99	60.04	1.4494	.1019	-.1619	.1996	1.3620	.2013	-.1328
5216	18.00	59.96	1.6441	.1944	-.1277	.2002	1.5500	.3712	-.0994
5217	20.05	60.14	1.8058	.3013	-.0885	.1994	1.7059	.4740	-.0612
5218	22.10	60.13	1.9772	.4282	-.0702	.1993	1.8713	.5970	-.0439
5219	23.98	60.14	2.1423	.5539	-.0411	.1991	2.0310	.7190	-.0156
5220	26.00	60.29	2.2750	.6938	-.0101	.1983	2.1985	.8542	.0144
5221	27.95	60.12	2.4127	.8475	-.0032	.1993	2.2901	1.0047	.0207
5222	30.09	59.74	2.5560	1.0180	.0303	.2004	2.4270	1.1721	.0614
5223	32.04	60.08	2.6524	1.1713	.0723	.2009	2.5178	1.3205	.0947
5224	34.06	60.00	2.7147	1.3270	.0775	.2010	2.5749	1.4714	.0991
5225	36.11	60.05	2.7942	1.5036	.0908	.2010	2.6494	1.6430	.1116
5226	38.03	59.96	2.8451	1.6649	.1008	.2012	2.6955	1.7994	.1210
5227	40.05	59.96	2.8655	1.8274	.1167	.2012	2.7112	1.9565	.1362
5228	42.71	59.96	2.7613	1.9595	.1785	.2010	2.6014	2.0813	.1971



ORIGINAL PAGE IS  
OF POOR QUALITY

TABLE 3.- Continued.

TEST = 184  
RUN = 69

PT	ALPHA	Q	CL	CD	CM	CT	CLE	CDE	CNE
1919	-2.08	60.46	-.0847	-.0875	-.5101	.2011	-.1124	.1316	-.4716
1921	-.07	59.99	.1015	-.0939	-.4810	.2022	.0666	.1052	-.4434
1922	2.03	59.94	.2662	-.1061	-.4600	.2024	.2240	.0918	-.4235
1923	4.06	59.74	.4286	-.1108	-.4288	.2031	.3793	.0862	-.3931
1924	5.92	59.86	.5670	-.1064	-.3996	.2025	.5115	.0886	-.3650
1925	7.95	60.19	.7387	-.0955	-.3630	.2046	.6797	.0992	-.3291
1926	10.00	60.12	.8886	-.0713	-.3417	.2047	.8185	.1211	-.3088
1927	12.10	60.02	1.0557	-.0350	-.3099	.2049	.9786	.1540	-.2781
1928	14.01	59.84	1.2119	.0130	-.2932	.2052	1.1284	.2013	-.2622
1929	16.02	60.01	1.3841	.0809	-.2716	.2045	1.2944	.2647	-.2417
1930	17.96	59.99	1.5391	.1554	-.2572	.2042	1.4434	.3358	-.2283
1931	19.95	59.88	1.7016	.2446	-.2438	.2044	1.5996	.4218	-.2158
1932	22.00	60.03	1.8707	.3494	-.2156	.2039	1.7626	.5224	-.1886
1933	23.99	60.20	2.0300	.4670	-.1760	.2030	1.9169	.6354	-.1500
1934	26.03	60.02	2.1870	.5994	-.1356	.2035	2.0681	.7640	-.1105

TEST = 184  
RUN = 370

PT	ALPHA	Q	CL	CD	CM	CT	CLE	CDE	CNE
4817	13.02	60.14	1.0991	-.0198	-.3016	.1994	1.0211	.1637	-.2711
4818	14.04	59.84	1.1835	.0063	-.2926	.2017	1.1013	.1905	-.2622
4819	16.03	59.75	1.3549	.0704	-.2727	.2031	1.2658	.2529	-.2430
4820	18.05	59.99	1.5359	.1527	-.2586	.2021	1.4409	.3311	-.2301
4821	20.06	60.34	1.6755	.2306	-.2376	.2008	1.5749	.4124	-.2102
4822	22.07	60.39	1.8519	.3377	-.2093	.2006	1.7454	.5077	-.1827
4823	23.98	60.20	2.0006	.4415	-.1746	.2011	1.8882	.6083	-.1489
4824	26.02	60.22	2.1475	.5638	-.1336	.2007	2.0295	.7261	-.1068
4825	28.05	59.79	2.3119	.7170	-.1101	.2022	2.1873	.8762	-.0860
4826	30.10	59.87	2.4726	.8869	-.0851	.2017	2.3427	1.0412	-.0619
4827	31.96	59.75	2.6015	1.0404	-.0784	.2021	2.4664	1.1987	-.0558
4828	34.00	59.82	2.7177	1.2313	-.0549	.2019	2.5774	1.3766	-.0332
4829	35.99	59.85	2.8271	1.4128	-.0193	.2017	2.6820	1.5529	.0016
4830	38.07	59.82	2.8787	1.5907	-.0021	.2016	2.7287	1.7154	.0181
4831	39.95	59.70	2.8834	1.7197	-.0004	.2018	2.7289	1.8496	.0192
4832	41.95	59.90	2.8369	1.8440	.0264	.2014	2.6783	1.9681	.0453



ORIGINAL PAGE IS  
OF POOR QUALITY

TABLE 3.- Continued.

TEST = 184  
RUN = 93

PT	ALPHA	O	CL	CD	CH	CT	CLE	CDE	CHE
1983	-2.04	59.96	-.0315	-.0964	-.3833	.2023	-.0595	.1040	-.3446
1984	.01	59.98	.1449	-.1142	-.3553	.2020	.1098	.0846	-.3178
1985	2.10	59.92	.3095	-.1219	-.3258	.2020	.2671	.0756	-.2893
1986	4.13	60.00	.4770	-.1204	-.2962	.2018	.4277	.0753	-.2608
1987	5.97	60.25	.6307	-.1112	-.2639	.2011	.5754	.0821	-.2296
1988	8.17	60.30	.7934	-.0914	-.2400	.2007	.7309	.0993	-.2068
1989	9.98	60.13	.9337	-.0683	-.2219	.2015	.8649	.1210	-.1896
1990	11.99	60.12	1.0972	-.0337	-.1974	.2030	1.0211	.1545	-.1658
1991	14.00	60.02	1.2708	.0162	-.1811	.2032	1.1881	.2019	-.1505
1992	15.98	60.21	1.4288	.0806	-.1730	.2022	1.3402	.2623	-.1434
1993	18.10	60.13	1.6200	.1735	-.1450	.2022	1.5248	.3519	-.1164
1994	20.10	59.99	1.7806	.2758	-.1014	.2024	1.6790	.4509	-.0738
1995	22.01	59.99	1.9559	.3887	-.0682	.2024	1.8486	.5603	-.0414
1996	23.93	59.72	2.1065	.5119	-.0584	.2034	1.9930	.6807	-.0323
1997	26.03	59.66	2.2855	.6730	-.0158	.2035	2.1658	.8375	.0093

TEST = 184  
RUN = 373

PT	ALPHA	O	CL	CD	CH	CT	CLE	CDE	CHE
4867	13.01	60.17	1.1602	-.0037	-.1805	.1996	1.0822	.1800	-.1499
4868	14.04	60.10	1.2437	.0234	-.1693	.1992	1.1626	.2053	-.1393
4869	16.07	60.00	1.4255	.0905	-.1567	.1994	1.3378	.2697	-.1276
4870	17.99	60.09	1.6002	.1723	-.1366	.1992	1.5067	.3482	-.1084
4871	19.98	60.14	1.7531	.2711	-.0933	.1986	1.6538	.4432	-.0661
4872	21.88	60.19	1.9473	.3841	-.0676	.2020	1.8406	.5556	-.0408
4873	23.94	60.25	2.1259	.5217	-.0460	.2012	2.0135	.6886	-.0202
4874	26.10	60.13	2.2665	.6700	-.0067	.2014	2.1479	.8327	.0182
4875	28.19	59.81	2.3995	.8246	.0409	.2023	2.2745	.9836	.0650
4876	30.05	59.69	2.5297	.9863	.0336	.2023	2.3995	1.1412	.0570
4877	32.04	59.31	2.6401	1.1482	.0763	.2038	2.5037	1.2996	.0990
4878	34.07	59.84	2.7378	1.3218	.1015	.2021	2.5972	1.4670	.1233
4879	36.03	59.70	2.8031	1.4852	.1031	.2023	2.6575	1.6257	.1241
4880	37.97	60.20	2.8631	1.6540	.1000	.2007	2.7140	1.7883	.1202
4881	39.94	59.90	2.8765	1.8054	.1126	.2016	2.7222	1.9351	.1322
4882	40.97	59.80	2.8538	1.8694	.1301	.2018	2.6970	1.9965	.1493





ORIGINAL PAGE IS  
OF POOR QUALITY

TABLE 3. - Continued

TEST = 184  
RUN = 72

PT	ALPHA	Q	CL	CD	CM	CT	CLE	CDE	CHE
1650	-2.03	59.97	.0231	-.1196	-.2233	.2062	-.0055	.0846	-.1839
1651	-.02	59.97	.1790	-.1262	-.1959	.2051	.1435	.0758	-.1578
1652	1.99	59.80	.3593	-.1259	-.1638	.2051	.3167	.0752	-.1267
1653	3.96	59.96	.5046	-.1143	-.1453	.2045	.4553	.0842	-.1094
1654	5.98	60.13	.6522	-.0963	-.1252	.2038	.5961	.0996	-.0909
1655	7.99	60.10	.8210	-.0759	-.1007	.2037	.7581	.1178	-.0670
1656	10.01	59.98	.9765	-.0488	-.0797	.2042	.9067	.1431	-.0469
1657	12.00	60.04	1.1405	-.0084	-.0530	.2039	1.0641	.1807	-.0213
1658	13.97	60.13	1.3190	.0461	-.0279	.2037	1.2363	.2323	.0028
1659	16.01	59.99	1.4957	.1267	-.0040	.2041	1.4062	.3101	.0259
1660	17.99	60.07	1.6762	.2260	.0311	.2034	1.5807	.4056	.0598
1661	20.11	60.06	1.8387	.3459	.0553	.2032	1.7368	.5216	.0831
1662	22.07	60.03	2.0132	.4785	.0883	.2031	1.9054	.6506	.1151
1663	24.03	59.83	2.1634	.6143	.1190	.2037	2.0494	.7831	.1451
1664	26.02	59.79	2.3076	.7637	.1227	.2039	2.1877	.9286	.1479

TEST = 184  
RUN = 376

PT	ALPHA	Q	CL	CD	CM	CT	CLE	CDE	CHE
4917	13.01	60.05	1.2240	.0130	-.0422	.2026	1.1448	.1996	-.0111
4918	14.04	59.84	1.3102	.0434	-.0305	.2033	1.2273	.2291	.0002
4919	16.08	59.70	1.5042	.1267	.0100	.2037	1.4146	.3097	.0397
4920	18.08	59.90	1.6889	.2283	.0394	.2032	1.5933	.4075	.0680
4921	20.04	60.49	1.8437	.3415	.0673	.2011	1.7430	.5155	.0948
4922	22.07	60.25	2.0124	.4741	.1034	.2016	1.9054	.6450	.1301
4923	23.98	59.88	2.1595	.6056	.1313	.2028	2.0461	.7738	.1572
4924	26.06	59.92	2.3270	.7687	.1453	.2022	2.2079	.9322	.1703
4925	28.00	59.80	2.4228	.9049	.1550	.2027	2.2980	1.0646	.1792
4926	29.99	59.90	2.5266	1.0578	.1822	.2022	2.3966	1.2127	.2055
4927	31.95	59.89	2.6168	1.2128	.1857	.2024	2.4815	1.3633	.2082
4928	33.98	60.08	2.6988	1.3806	.1877	.2017	2.5587	1.5257	.2094
4929	35.95	56.49	2.7774	1.5522	.1988	.2019	2.6322	1.6926	.2198
4930	37.97	59.74	2.8262	1.7195	.2283	.2027	2.6756	1.8552	.2487
4931	39.96	59.57	2.8490	1.8796	.2697	.2032	2.6934	2.0103	.2894
4932	40.99	59.88	2.8323	1.9511	.2874	.2021	2.6753	2.0783	.3066

TEST # 184  
RUN # 73

TABLE 3.- Continued.

PT	ALPHA	Q	CL	CD	CM	CT	CLE	CDE	CNE
1668	-2.06	68.10	-.0591	.0888	-.2245	0.0000	-.0591	.0888	-.2245
1669	-.04	68.11	.0928	.0740	-.1890	0.0000	.0928	.0740	-.1890
1670	2.17	60.02	.2761	.0669	-.1432	0.0000	.2761	.0669	-.1432
1671	4.00	59.97	.4014	.0687	-.1155	0.0000	.4014	.0687	-.1155
1672	6.04	60.04	.5499	.0773	-.0852	0.0000	.5499	.0773	-.0852
1673	7.93	60.09	.6948	.0934	-.0572	0.0000	.6948	.0924	-.0572
1674	9.97	60.04	.8390	.1135	-.0285	0.0000	.8390	.1135	-.0285
1675	11.98	59.99	.9966	.1440	.0013	0.0000	.9966	.1440	.0013
1676	13.97	59.90	1.1328	.1844	.0254	0.0000	1.1328	.1844	.0254
1677	16.03	59.95	1.2995	.2438	.0351	0.0000	1.2995	.2438	.0351
1678	18.08	60.00	1.4636	.3201	.0673	0.0000	1.4636	.3201	.0673
1679	20.02	60.00	1.6201	.4120	.1077	0.0000	1.6201	.4120	.1077
1680	22.11	60.13	1.8035	.5325	.1486	0.0000	1.8035	.5325	.1486
1681	24.02	59.66	1.9440	.6524	.1664	0.0000	1.9440	.6524	.1664
1682	26.00	59.56	2.0874	.7933	.2088	0.0000	2.0874	.7933	.2088

TEST # 184  
RUN # 74

PT	ALPHA	Q	CL	CD	CM	CT	CLE	CDE	CNE
1683	-2.08	59.99	-.0010	-.0003	-.2607	.1040	-.0154	.0955	-.2407
1684	-.07	59.97	.1940	-.0230	-.2283	.1053	.1357	.0007	-.2087
1685	1.95	59.82	.3068	-.0292	-.1932	.1056	.2949	.0742	-.1741
1686	3.99	60.08	.4583	-.0250	-.1617	.1050	.4329	.0769	-.1433
1687	5.98	60.08	.6163	-.0140	-.1347	.1052	.5873	.0064	-.1167
1688	8.03	60.17	.7731	.0037	-.1089	.1057	.7405	.1038	-.0915
1689	9.97	60.10	.9117	.0279	-.0809	.1053	.8757	.1269	-.0719
1690	11.98	60.15	1.0761	.0637	-.0624	.1057	1.0367	.1613	-.0460
1691	13.99	60.08	1.2290	.1088	-.0407	.1054	1.1861	.2051	-.0248
1692	16.05	59.91	1.4146	.1754	-.0354	.1054	1.3683	.2701	.0200
1693	18.11	60.10	1.5825	.2589	-.0093	.1051	1.5330	.3516	.0055
1694	20.04	60.00	1.7491	.3571	.0282	.1050	1.6966	.4480	.0425
1695	22.05	59.96	1.9300	.4767	.0603	.1051	1.8742	.5658	.0742
1696	24.06	59.88	2.0880	.6099	.0738	.1052	2.0291	.6966	.0873
1697	25.98	59.82	2.2317	.7476	.1104	.1052	2.1699	.8328	.1235

TEST # 184  
RUN # 75

PT	ALPHA	Q	CL	CD	CM	CT	CLE	CDE	CNE
1698	-2.05	59.07	.0148	-.1013	-.2912	.2021	-.0131	.0988	-.2525
1699	-.03	60.16	.1727	-.1120	-.2638	.2015	.1378	.0056	-.2263
1700	1.99	59.96	.3423	-.1182	-.2262	.2020	.3003	.0794	-.1897
1701	3.95	60.00	.4958	-.1139	-.1973	.2020	.4471	.0026	-.1618
1702	6.02	59.98	.6723	-.1012	-.1718	.2021	.6166	.0930	-.1374
1703	8.02	59.87	.8204	-.0815	-.1488	.2024	.7578	.1110	-.1153
1704	10.07	59.90	.9761	-.0534	-.1291	.2027	.9067	.1366	-.0967
1705	12.01	59.83	1.1358	-.0169	-.1045	.2024	1.0599	.1707	-.0730
1706	13.97	59.82	1.2975	.0318	-.0843	.2023	1.2153	.2166	-.0538
1707	15.98	59.97	1.4733	.0995	-.0620	.2017	1.3849	.2800	-.0325
1708	18.00	60.00	1.6427	.1820	-.0567	.2014	1.5481	.3606	-.0203
1709	20.00	59.85	1.8154	.2865	-.0222	.2018	1.7145	.4613	.0054
1710	22.04	60.00	2.0090	.4145	.0105	.2011	1.9023	.5849	.0371
1711	24.00	59.94	2.1537	.5414	.0164	.2012	2.0412	.7082	.0422
1712	26.01	60.19	2.3152	.6942	.0599	.2003	2.1974	.8563	.0843



TABLE 3.- Continued.

TEST = 184  
RUN = 99

PT	ALPHA	Q	CL	CD	CH	CT	CLE	CDE	CHE
2078	-1.99	60.08	.1251	-.0690	-.7691	.2018	.0621	.1248	-.6935
2079	-.04	60.00	.2861	-.0860	-.7378	.2037	.2165	.1055	-.6632
2080	1.92	60.08	.4448	-.0930	-.7014	.2032	.3689	.0956	-.6280
2081	3.97	60.06	.6119	-.0925	-.6633	.2034	.5293	.0933	-.5908
2082	5.98	60.01	.7716	-.0816	-.6283	.2035	.6825	.1013	-.5568
2083	8.14	59.91	.9447	-.0575	-.6021	.2038	.8485	.1222	-.5315
2084	9.91	59.91	1.0733	-.0294	-.5846	.2037	.9717	.1472	-.5148
2085	12.08	60.00	1.2522	.0197	-.5537	.2036	1.1440	.1923	-.4849
2086	14.02	60.03	1.4131	.0828	-.5386	.2033	1.2993	.2513	-.4708
2087	15.89	60.08	1.5487	.1473	-.5144	.2029	1.4297	.3117	-.4476
2088	18.01	60.11	1.7004	.2346	-.4747	.2024	1.5758	.3941	-.4089
2089	20.06	60.00	1.8368	.3303	-.4360	.2029	1.7062	.4856	-.3709
2090	22.13	60.12	2.0093	.4444	-.3903	.2022	1.8737	.5944	-.3263
2091	23.95	60.04	2.1366	.5496	-.3515	.2023	1.9962	.6952	-.2882
2092	26.14	59.84	2.2970	.6954	-.3265	.2029	2.1507	.8360	-.2638

TEST = 184  
RUN = 367

PT	ALPHA	Q	CL	CD	CH	CT	CLE	CDE	CHE
4772	12.97	60.17	1.3527	.0550	-.5596	.2020	1.2427	.2245	-.4718
4773	14.00	60.15	1.4385	.0694	-.5257	.2001	1.3266	.2553	-.4589
4774	15.08	60.03	1.5828	.1694	-.4962	.1954	1.4677	.3273	-.4320
4775	18.01	59.97	1.7400	.2528	-.4498	.2004	1.6166	.4105	-.3846
4776	19.96	60.36	1.8716	.3476	-.4156	.1981	1.7444	.4995	-.3520
4777	22.05	59.99	2.0355	.4606	-.3676	.1990	1.9022	.6084	-.3046
4778	23.95	59.99	2.1940	.5801	-.3366	.2016	2.0540	.7253	-.2735
4779	26.01	60.01	2.3411	.7219	-.3184	.2009	2.1966	.8614	-.2563
4780	28.04	59.97	2.4800	.8717	-.2806	.2006	2.3309	1.0059	-.2193
4781	30.07	59.66	2.6147	1.0367	-.2586	.2018	2.4599	1.1662	-.1976
4782	31.98	59.65	2.7400	1.2129	-.2584	.2017	2.5811	1.3371	-.1981

TABLE 3.- Continued.

TEST = 184  
RUN = 362

PT	ALPHA	Q	CL	CD	CH	CT	CLE	CDE	CHE
4690	12.96	60.16	1.1496	.1860	-.1902	0.0000	1.1496	.1868	-.1982
4691	13.95	59.99	1.2346	.2160	-.1814	0.0000	1.2346	.2160	-.1814
4692	16.11	59.91	1.4107	.2934	-.1306	0.0000	1.4107	.2934	-.1306
4693	17.74	60.22	1.5512	.3640	-.1050	0.0000	1.5512	.3640	-.1050
4694	19.84	60.39	1.6841	.4642	-.0409	0.0000	1.6841	.4642	-.0409
4695	22.02	60.43	1.8709	.5944	-.0373	0.0000	1.8709	.5944	-.0373
4696	24.10	60.39	2.0351	.7298	.0064	0.0000	2.0351	.7298	.0064
4697	26.08	60.30	2.1504	.8614	.0931	0.0000	2.1504	.8614	.0931
4698	28.03	59.90	2.2643	.9995	.0932	0.0000	2.2643	.9995	.0932
4699	30.03	59.76	2.3703	1.1503	.1393	0.0000	2.3703	1.1503	.1393
4700	32.01	59.73	2.4439	1.2938	.1743	0.0000	2.4439	1.2938	.1743
4701	33.99	59.71	2.4959	1.4360	.1911	0.0000	2.4959	1.4360	.1911
4702	36.04	59.67	2.5481	1.5917	.2069	0.0000	2.5481	1.5917	.2069
4703	38.03	59.67	2.5702	1.7304	.2209	0.0000	2.5702	1.7304	.2209
4704	39.99	59.58	2.5612	1.8622	.2506	0.0000	2.5612	1.8622	.2506
4705	40.98	59.59	2.5090	1.8999	.2750	0.0000	2.5098	1.8999	.2750

TEST = 184  
RUN = 363

PT	ALPHA	Q	CL	CD	CH	CT	CLE	CDE	CHE
4706	13.06	59.93	1.3256	.1447	-.3402	.0999	1.2710	.2284	-.3067
4707	14.00	59.95	1.4164	.1763	-.3293	.1023	1.3592	.2611	-.2952
4708	16.11	59.74	1.5879	.2592	-.2072	.1026	1.5274	.3421	-.2534
4709	17.93	60.20	1.7246	.3417	-.2440	.1017	1.6621	.4219	-.2109
4710	19.94	60.39	1.8828	.4314	-.1969	.1016	1.8175	.5293	-.1643
4711	21.96	60.09	2.0520	.5740	-.1869	.1021	1.9030	.6507	-.1546
4712	23.97	60.09	2.2194	.7139	-.1917	.1020	2.1406	.7873	-.1190
4713	26.04	60.18	2.3617	.8623	-.1159	.1018	2.2804	.9329	-.0844
4714	28.09	59.95	2.4771	1.0161	-.0905	.1020	2.4012	1.0842	-.0593
4715	30.01	59.60	2.5982	1.1753	-.0572	.1025	2.5197	1.2411	-.0262
4716	32.01	60.19	2.6911	1.3363	-.0130	.1015	2.6111	1.3968	.0174
4717	34.04	60.18	2.7432	1.4912	.0007	.1015	2.6610	1.5508	.0307
4718	35.95	59.94	2.7848	1.6396	.0135	.1019	2.7003	1.6966	.0434
4719	37.98	59.90	2.8314	1.8076	.0370	.1019	2.7450	1.8617	.0665
4720	39.97	59.89	2.8806	1.9409	.0616	.1019	2.7894	1.9919	.0909
4721	40.95	60.01	2.7719	1.9927	.0834	.1018	2.6829	2.0421	.1126

TEST = 184  
RUN = 364

PT	ALPHA	Q	CL	CD	CH	CT	CLE	CDE	CHE
4722	13.05	60.04	1.4262	.0700	-.4176	.1900	1.3072	.2301	-.3505
4723	14.04	60.13	1.5084	.1079	-.4089	.1997	1.3966	.2734	-.3374
4724	16.09	59.97	1.6753	.1906	-.3570	.1999	1.5977	.3523	-.2920
4725	18.00	60.02	1.8296	.2849	-.3128	.1996	1.7067	.4422	-.2479
4726	20.03	60.35	1.9853	.3907	-.2690	.1984	1.8377	.5506	-.2053
4727	21.96	59.97	2.1531	.5229	-.2612	.1997	2.0215	.6714	-.1979
4728	24.09	60.28	2.3610	.6789	-.2291	.1904	2.2030	.8214	-.1670
4729	26.14	60.52	2.4752	.8200	-.1923	.1973	2.3390	.9859	-.1313
4730	28.14	60.18	2.5970	.9043	-.1720	.2000	2.4475	1.1183	-.1106
4731	30.05	59.04	2.7183	1.1459	-.1466	.2019	2.5635	1.2755	-.0856
4732	32.04	59.82	2.8127	1.3084	-.1059	.2019	2.6933	1.4326	-.0453
4733	34.08	59.69	2.8744	1.4702	-.0964	.2023	2.7105	1.5809	-.0365
4734	36.04	59.84	2.9297	1.6355	-.0861	.2017	2.7624	1.7402	-.0270
4735	38.06	59.84	2.9767	1.8008	-.0811	.2016	2.8077	1.9155	-.0026
4736	40.00	59.84	2.9426	1.9319	-.0367	.2016	2.7680	2.0327	.0212
4737	41.03	59.96	2.9196	2.0001	-.0113	.2012	2.7436	2.0975	.0463



ORIGINAL PAGE IS  
OF POOR QUALITY

TABLE 3.- Continued.

TEST = 184  
RUN = 44

PT	ALPHA	Q	CL	CD	CH	CT	CLE	CDE	CHE
1541	-2.01	60.40	.2780	-.1134	-.4042	.2018	.2156	.0785	-.3293
1542	.03	60.28	.4411	-.1125	-.3831	.2023	.3710	.0776	-.3091
1543	1.95	60.32	.5849	-.1040	-.3678	.2024	.5092	.0838	-.2947
1544	4.03	60.11	.7509	-.0880	-.3502	.2032	.6682	.0976	-.2779
1545	6.02	60.04	.8972	-.0658	-.3318	.2036	.8079	.1171	-.2602
1546	7.92	60.11	1.0407	-.0390	-.3101	.2031	.9455	.1405	-.2396
1547	9.89	60.06	1.2006	.0005	-.2871	.2032	1.0994	.1766	-.2175
1548	12.01	60.06	1.3650	.0592	-.2675	.2031	1.2574	.2314	-.1789
1549	13.08	60.09	1.4766	.0991	-.2256	.2031	1.3658	.2693	-.1574
1550	13.96	60.02	1.5530	.1330	-.2155	.2035	1.4394	.3018	-.1477
1551	16.08	59.96	1.7374	.2286	-.1835	.2032	1.6177	.3929	-.1166
1552	17.97	60.17	1.8782	.3307	-.1645	.2023	1.7537	.4902	-.0987
1553	19.97	59.99	2.0395	.4556	-.1480	.2028	1.9092	.6110	-.0829
1554	22.02	60.19	2.2203	.6009	-.1041	.2021	2.0850	.7510	-.0401
1555	24.13	59.83	2.3644	.7522	-.0940	.2032	2.2229	.8980	-.0304
1556	26.08	59.36	2.4922	.8986	-.0746	.2039	2.3453	1.0400	-.0116

TEST = 184  
RUN = 361

PT	ALPHA	Q	CL	CD	CH	CT	CLE	CDE	CHE
4672	13.34	60.04	1.9187	.1240	-.2397	.2007	1.4084	.2917	-.1725
4673	14.02	60.03	1.5711	.1515	-.2311	.1996	1.4994	.3169	-.1646
4674	16.00	59.89	1.7486	.2452	-.2040	.1991	1.6316	.4062	-.1384
4675	18.00	60.13	1.9019	.3492	-.1731	.2014	1.7779	.5078	-.1097
4676	20.04	60.04	2.0894	.4836	-.1442	.2013	1.9599	.6378	-.0797
4677	22.07	60.09	2.1380	.6147	-.1099	.2011	2.1033	.7639	-.0463
4678	24.01	60.14	2.3639	.7513	-.1044	.2005	2.2246	.8955	-.0416
4679	26.06	60.14	2.4924	.9030	-.0825	.2001	2.3484	1.0418	-.0206
4680	28.01	60.13	2.5991	1.0515	-.0693	.2001	2.4503	1.1854	-.0081
4681	30.04	59.96	2.6782	1.2035	-.0603	.2004	2.5246	1.3322	.0003
4682	32.06	59.67	2.7699	1.3703	-.0442	.2013	2.6111	1.4941	.0160
4683	34.04	59.81	2.8597	1.5463	-.0153	.2009	2.6971	1.6643	.0442
4684	36.05	59.96	2.8994	1.7060	.0165	.2003	2.7333	1.8179	.0752
4685	38.03	59.67	2.9276	1.8651	.0616	.2012	2.7569	1.9716	.1200
4686	40.02	59.52	2.9236	2.0155	.1153	.2017	2.7489	2.1168	.1732
4687	41.06	59.80	2.8642	2.0363	.1443	.2007	2.6886	2.1535	.2017





TABLE 3. - Continued.

TEST # 184  
RUN # 102

PT	ALPHA	Q	CL	CD	CH	CT	CLE	CDE	CHE
2127	-2.07	60.55	.3243	-.1093	-.1144	.2023	.2620	.0831	-.0394
2128	.09	59.68	.5036	-.1036	-.1012	.2048	.4333	.0888	-.0268
2129	1.97	59.75	.6485	-.0860	-.0810	.2043	.5721	.1039	-.0072
2130	4.00	59.61	.8174	-.0554	-.0470	.2052	.7340	.1320	.0261
2131	6.05	60.47	.9816	-.0106	-.0084	.2019	.8929	.1708	.0625
2132	8.05	60.10	1.1628	.0398	.0298	.2033	1.0672	.2192	.1003
2133	10.06	59.92	1.2953	.0966	.0448	.2039	1.1931	.2730	.1145
2134	12.07	59.94	1.4585	.1746	.0676	.2036	1.3703	.3473	.1364
2135	14.04	59.93	1.6292	.2667	.0767	.2034	1.5154	.4253	.1445
2136	16.08	59.84	1.7792	.3662	.0704	.2036	1.6392	.5308	.1374
2137	17.99	59.95	1.8945	.4693	.0488	.2030	1.7696	.6253	.1147
2138	20.00	59.97	2.0456	.5865	.0237	.2028	1.9152	.7418	.0887
2139	21.98	59.79	2.1873	.7101	.0249	.2033	2.0513	.8693	.0894
2140	23.97	59.78	2.3011	.8530	.0390	.2031	2.1601	.9993	.1026
2141	26.04	59.47	2.4414	1.0156	.0615	.2044	2.2942	1.1575	.1247
2142	-.05	.33	.0343	-1.2844	-.1173	0.0000	.0343	-1.2844	-.1173

TEST # 184  
RUN # 358

PT	ALPHA	Q	CL	CD	CH	CT	CLE	CDE	CHE
4622	13.26	60.13	1.5807	.2424	.0529	.1996	1.4712	.4093	.1198
4623	14.04	60.13	1.6289	.2739	.0580	.1996	1.5172	.4413	.1215
4624	15.97	59.80	1.7777	.3709	.0364	.2008	1.6598	.5334	.1025
4625	17.94	59.95	1.9090	.4732	.0138	.2005	1.7837	.6313	.0789
4626	20.02	59.94	2.0622	.5985	-.0072	.2001	1.9336	.7518	.0570
4627	22.03	59.99	2.1978	.7311	-.0034	.2001	2.0639	.8797	.0600
4628	24.06	59.97	2.3240	.8727	.0039	.1997	2.1851	1.0162	.0664
4629	26.05	59.95	2.4415	1.0223	.0246	.1998	2.2979	1.1608	.0863
4630	27.98	59.86	2.5636	1.1841	.0515	.1998	2.4172	1.3179	.1126
4631	29.97	59.58	2.6707	1.3518	.0793	.2006	2.5170	1.4810	.1402
4632	31.93	60.03	2.7377	1.5107	.1017	.1991	2.5909	1.6335	.1613
4633	34.02	59.04	2.8086	1.6871	.1285	.1997	2.6469	1.8045	.1877
4634	36.04	59.86	2.8417	1.8476	.1732	.1996	2.6761	1.9591	.2317
4635	38.02	59.87	2.8286	1.9827	.2367	.1996	2.6392	2.0804	.2846
4636	40.00	59.93	2.7821	2.1901	.2758	.1993	2.6095	2.1998	.3330
4637	40.97	59.97	2.7281	2.1361	.2933	.1991	2.3541	2.2327	.3502





TABLE 3.- Continued.

TEST = 184  
RUN = 54

PT	ALPHA	Q	CL	CD	CN	CT	CLE	CDE	CNE
1699	-2.08	60.40	.1709	-.0360	-.7212	.2020	.1008	.1542	-.6463
1700	.01	60.13	.3287	-.0523	-.7230	.2025	.2595	.1380	-.6489
1701	1.95	60.03	.4736	-.0604	-.6969	.2028	.3978	.1277	-.6236
1702	3.91	60.06	.6329	-.0629	-.6639	.2029	.5506	.1226	-.5916
1703	5.97	60.06	.7971	-.0562	-.6251	.2029	.7083	.1262	-.5537
1704	8.07	60.00	.9683	-.0382	-.5879	.2030	.8728	.1409	-.5175
1705	10.09	59.98	1.1268	-.0099	-.5582	.2030	1.0251	.1657	-.4888
1706	12.00	59.85	1.2764	.0297	-.5306	.2035	1.1685	.2022	-.4618
1707	13.91	60.16	1.4450	.0876	-.5094	.2025	1.3320	.2556	-.4419
1708	15.92	59.92	1.5970	.1503	-.4838	.2029	1.4700	.3226	-.4170
1709	17.85	59.94	1.7470	.2408	-.4572	.2026	1.6227	.4007	-.3913
1710	20.02	60.02	1.9003	.3393	-.4408	.2020	1.7704	.4941	-.3760

TEST = 184  
RUN = 341

PT	ALPHA	Q	CL	CD	CN	CT	CLE	CDE	CNE
5202	13.09	59.91	1.3717	.0689	-.5766	.1975	1.2638	.2344	-.5103
5203	13.99	59.90	1.4405	.0919	-.5713	.2022	1.3275	.2595	-.5038
5204	16.02	59.89	1.6120	.1664	-.5382	.2022	1.4931	.3299	-.4717
5205	18.05	59.94	1.7293	.2447	-.4953	.2020	1.6048	.4037	-.4297
5206	20.00	59.97	1.8985	.3383	-.4686	.2019	1.7687	.4929	-.4238
5207	22.01	60.03	2.0745	.4323	-.4718	.2015	1.8996	.5820	-.4079
5208	23.93	60.09	2.1669	.5322	-.4539	.2012	2.0274	.6771	-.3909
5209	25.95	60.32	2.2923	.6419	-.4157	.2003	2.1483	.7811	-.3537



TEST \* 184  
 RUN \* 51

TABLE 3. - Continued.

PT	ALPHA	Q	CL	CD	CH	CT	CLE	CDE	CHE
1655	-2.09	59.96	.2408	-.0742	-.5786	.2029	.1784	.1189	-.5033
1656	.02	59.79	.4177	-.0844	-.5453	.2035	.3481	.1069	-.4709
1657	2.00	60.13	.5649	-.0846	-.5094	.2026	.4890	.1032	-.4362
1658	4.07	60.09	.7259	-.0762	-.4698	.2027	.6443	.1088	-.3976
1659	5.95	60.11	.8769	-.0606	-.4329	.2025	.7883	.1215	-.3617
1660	7.95	60.14	1.0389	-.0355	-.4024	.2025	.9440	.1434	-.3321
1661	10.17	60.12	1.2171	.0043	-.3846	.2023	1.1154	.1792	-.3154
1662	11.91	60.15	1.3517	.0438	-.3685	.2023	1.2447	.2155	-.3001
1663	14.06	59.99	1.5280	.1091	-.3615	.2027	1.4144	.2771	-.2939
1664	15.91	59.98	1.6761	.1765	-.3446	.2027	1.5572	.3407	-.2779
1665	17.93	60.11	1.8402	.2636	-.3275	.2021	1.7160	.4230	-.2618
1666	19.95	60.04	1.9839	.3615	-.3014	.2022	1.8541	.5165	-.2365
1667	22.14	60.08	2.1846	.4960	-.2623	.2019	2.0491	.6457	-.1985

TEST \* 184  
 RUN \* 338

PT	ALPHA	Q	CL	CD	CH	CT	CLE	CDE	CHE
5155	12.78	60.24	1.4266	.0753	-.3869	.1971	1.3199	.2410	-.3207
5156	13.91	60.01	1.5437	.1086	-.3889	.2036	1.4301	.2776	-.3210
5157	15.99	59.93	1.6981	.1838	-.3663	.2034	1.5786	.3483	-.2993
5158	18.18	59.94	1.8604	.2759	-.3363	.2030	1.7349	.4354	-.2704
5159	19.91	59.98	2.0012	.3614	-.3253	.2030	1.8710	.5171	-.2601
5160	21.83	60.01	2.1827	.4762	-.2867	.2028	2.0475	.6273	-.2223
5161	24.13	60.01	2.3479	.6153	-.2293	.2027	2.2068	.7608	-.1659
5162	26.16	60.02	2.4924	.7588	-.2031	.2023	2.3465	.8989	-.1405
5163	28.07	59.97	2.6345	.9151	-.2067	.2023	2.4840	1.0503	-.1448
5164	30.02	59.85	2.7583	1.0799	-.1757	.2026	2.6031	1.2101	-.1144
5165	32.00	60.00	2.8593	1.2498	-.1320	.2021	2.7001	1.3742	-.0715
5166	34.00	59.66	2.9669	1.4418	-.1227	.2033	2.8024	1.5613	-.0625
5167	35.95	59.66	3.0434	1.6165	-.0868	.2031	2.8751	1.7302	-.0273
5168	38.06	59.73	3.0774	1.7881	-.0588	.2028	2.9053	1.8954	-.0000
5169	40.00	59.52	3.0746	1.9381	-.0405	.2035	2.8984	2.0399	.0100
5170	40.97	59.88	3.0930	2.0214	-.0127	.2023	2.9161	2.1196	.0452

ORIGINAL PAGE IS  
OF POOR QUALITY

TABLE 3.- Continued.

TEST # 184  
RUN # 333

PT	ALPHA	Q	CL	CD	CH	CT	CLE	CDE	CHE
5074	12.92	60.39	1.2388	.2201	-.0637	0.0000	1.2388	.2201	-.0637
5075	14.08	59.97	1.3309	.2510	-.0597	0.0000	1.3309	.2510	-.0597
5076	15.91	59.76	1.4716	.3063	-.0511	0.0000	1.4716	.3063	-.0511
5077	20.03	60.12	1.7959	.4899	-.0670	0.0000	1.7959	.4899	-.0670
5078	22.05	60.10	1.9587	.6083	-.1009	0.0000	1.9587	.6083	-.1009
5079	24.08	60.09	2.1021	.7397	-.1261	0.0000	2.1021	.7397	-.1261
5080	25.90	60.05	2.2141	.8666	-.1326	0.0000	2.2141	.8666	-.1326
5081	27.94	59.62	2.3310	1.0122	-.2197	0.0000	2.3310	1.0122	-.2197
5082	30.04	60.36	2.4530	1.1866	-.2441	0.0000	2.4530	1.1866	-.2441
5083	31.93	60.26	2.5290	1.3322	-.2787	0.0000	2.5290	1.3322	-.2787
5084	33.92	60.12	2.5663	1.4697	-.3074	0.0000	2.5663	1.4697	-.3074
5085	36.01	59.96	2.6086	1.6275	-.3111	0.0000	2.6086	1.6275	-.3111
5086	37.87	59.97	2.6246	1.7607	-.3265	0.0000	2.6246	1.7607	-.3265
5087	40.05	59.70	2.6251	1.9139	-.3493	0.0000	2.6251	1.9139	-.3493
5088	41.01	59.74	2.6091	1.9721	-.3607	0.0000	2.6091	1.9721	-.3607

TEST # 184  
RUN # 334

PT	ALPHA	Q	CL	CD	CH	CT	CLE	CDE	CHE
5089	13.07	60.06	1.4037	.1749	-.2067	.1012	1.3464	.2598	-.1728
5090	14.06	60.04	1.4774	.2042	-.2054	.1012	1.4207	.2880	-.1717
5091	15.96	59.90	1.6472	.2708	-.1925	.1016	1.5876	.3531	-.1591
5092	17.93	59.59	1.8167	.3601	-.1479	.1021	1.7339	.4406	-.1147
5093	19.88	59.93	1.9807	.4650	-.0923	.1017	1.9155	.5431	-.0597
5094	22.00	60.16	2.1527	.5945	-.0688	.1012	2.0850	.6697	-.0367
5095	23.93	60.28	2.2911	.7222	-.0498	.1011	2.2210	.7949	-.0182
5096	26.02	60.40	2.4437	.8652	-.0282	.1008	2.3712	.9552	.0030
5097	29.00	59.93	2.6133	1.1150	.0487	.1014	2.5368	1.1815	.0796
5098	30.12	59.70	2.6677	1.2125	.0408	.1019	2.5893	1.2778	.0714
5099	32.07	59.73	2.7670	1.3608	.0547	.1018	2.6667	1.4433	.1151
5100	34.16	59.87	2.8166	1.5303	.1133	.1015	2.7343	1.5977	.1434
5101	36.05	59.77	2.8447	1.6822	.1245	.1016	2.7604	1.7390	.1543
5102	37.99	59.26	2.8886	1.8477	.1386	.1025	2.8017	1.9020	.1683
5103	39.96	60.06	2.8764	1.9890	.1591	.1010	2.7890	2.0396	.1861
5104	41.03	60.02	2.8640	2.0633	.1710	.1010	2.7756	2.1123	.1999

TEST # 184  
RUN # 335

PT	ALPHA	Q	CL	CD	CH	CT	CLE	CDE	CHE
5105	12.90	60.07	1.4803	.0945	-.2822	.2007	1.3712	.2630	-.2148
5106	14.01	59.81	1.5781	.1312	-.2833	.2014	1.4655	.2981	-.2161
5107	16.10	59.78	1.7569	.2092	-.2691	.2014	1.6383	.3719	-.2028
5108	17.89	59.83	1.9087	.2945	-.2277	.2013	1.7850	.4534	-.1623
5109	19.94	60.40	2.0764	.4075	-.1727	.1992	1.9486	.5603	-.1087
5110	22.23	59.94	2.2807	.5572	-.1436	.2005	2.1460	.7056	-.0801
5111	24.14	59.79	2.4323	.6959	-.1408	.2011	2.2922	.8402	-.0779
5112	26.01	60.24	2.2802	.8506	-.1149	.1995	2.4366	.9892	-.0532
5113	28.09	60.09	2.6927	1.0094	-.0602	.1997	2.5441	1.1428	.0008
5114	29.92	59.93	2.8040	1.1767	-.0487	.1999	2.6510	1.3055	.0118
5115	32.01	59.40	2.8983	1.3516	-.0160	.2016	2.7394	1.4757	.0443
5116	33.94	59.81	2.9619	1.5114	.0133	.2005	2.7998	1.6294	.0727
5117	36.25	59.68	2.9925	1.6892	.0246	.2007	2.8256	1.8007	.0833
5118	38.01	59.70	3.0205	1.8354	.0355	.2004	2.8506	1.9416	.0936
5119	39.87	59.41	3.0258	1.9813	.0531	.2017	2.8514	2.0628	.1111
5120	40.90	59.93	3.0178	2.0604	.0685	.1998	2.8432	2.1976	.1257





TABLE 3.- Continued.

TEST \* 184  
RUN \* 48

PT	ALPHA	Q	CL	CD	CH	CT	CLE	CDE	CHE
1608	-2.14	60.08	.3191	-.0935	-.2580	.2011	.2574	.0979	-.1833
1609	-.06	59.77	.5004	-.0971	-.2307	.2055	.4303	.0961	-.1554
1610	1.92	59.65	.6602	-.0863	-.2098	.2059	.5834	.1048	-.1354
1611	3.99	59.83	.8171	-.0660	-.1911	.2051	.7339	.1214	-.1180
1612	5.99	59.83	.9670	-.0400	-.1753	.2052	.8770	.1445	-.1032
1613	8.10	60.28	1.1279	-.0042	-.1542	.2036	1.0320	.1754	-.0836
1614	10.07	60.51	1.2734	.0345	-.1378	.2030	1.1717	.2102	-.0683
1615	11.92	60.50	1.4253	.0807	-.1253	.2028	1.3181	.2529	-.0567
1616	13.94	59.98	1.5991	.1504	-.1000	.2045	1.4850	.3200	-.0318
1617	16.04	60.06	1.8081	.2471	-.0588	.2042	1.6880	.4123	.0084
1618	17.93	59.92	1.9752	.3471	-.0330	.2044	1.8495	.5084	.0334
1619	20.02	59.98	2.1229	.4822	-.0382	.2041	1.9916	.6385	.0273
1620	22.12	60.36	2.3041	.6344	.0122	.2026	2.1682	.7847	.0764
1621	23.91	60.37	2.4348	.7681	.0458	.2024	2.2945	.9139	.1092
1622	25.98	59.90	2.5859	.9406	.0383	.2041	2.4391	1.0824	.1015

TEST \* 184  
RUN \* 332

PT	ALPHA	Q	CL	CD	CH	CT	CLE	CDE	CHE
5056	13.11	60.18	1.5524	.1258	-.1112	.2026	1.4418	.2955	-.0433
5057	14.05	60.18	1.6529	.1682	-.0888	.2015	1.5400	.3351	-.0217
5058	15.98	60.12	1.8214	.2516	-.0568	.2016	1.7030	.4147	.0095
5059	17.94	59.99	1.9666	.3533	-.0376	.2022	1.8423	.5128	.0281
5060	20.01	60.00	2.1523	.4921	-.0231	.2019	2.0226	.6467	.0416
5061	21.94	60.26	2.3007	.6249	.0123	.2013	2.1661	.7746	.0761
5062	23.95	60.17	2.4364	.7764	.0326	.2013	2.2967	.9213	.0956
5063	26.01	60.15	2.5878	.9431	.0539	.2011	2.4432	1.0827	.1161
5064	28.06	59.78	2.6810	1.0967	.0802	.2021	2.5307	1.2318	.1420
5065	30.13	59.85	2.7663	1.2599	.0935	.2021	2.6112	1.3895	.1545
5066	32.13	59.76	2.8246	1.4137	.1088	.2022	2.6650	1.5378	.1692
5067	33.93	59.60	2.8930	1.5698	.1188	.2028	2.7290	1.6892	.1789
5068	35.98	60.04	2.9586	1.7531	.1287	.2011	2.7919	1.8656	.1876
5069	38.09	59.90	2.9606	1.9067	.1538	.2013	2.7897	2.0131	.2121
5070	40.00	59.82	2.9611	2.0540	.2025	.2018	2.7864	2.1548	.2605
5071	41.00	59.88	2.9467	2.1250	.2146	.2012	2.7708	2.2225	.2722

















TABLE 3.- Continued.

TEST = 184  
RUN = 262

PT	ALPHA	Q	CL	CD	CM	CT	CLE	CDE	CNE
3827	-1.98	59.66	-.1128	-.1512	.0164	.2033	-.1058	.0520	.0175
3828	-.03	60.04	.0409	-.1530	.0329	.2014	.0410	.0484	.0329
3829	2.07	60.06	.2055	-.1491	.0618	.2014	.1982	.0521	.0607
3830	4.04	60.07	.3556	-.1388	.0878	.2014	.3614	.0620	.0857
3831	6.01	60.03	.4986	-.1223	.1112	.2016	.4775	.0781	.1081
3832	7.75	59.93	.6378	-.1004	.1414	.2018	.6106	.0996	.1374
3833	9.97	60.92	.8432	-.0523	.1753	.1997	.8086	.1444	.1701
3834	11.98	59.92	1.0394	.0012	.2196	.2016	.9975	.1985	.2133
3835	13.94	60.30	1.2264	.0681	.2720	.2005	1.1781	.2627	.2648
3836	16.09	60.25	1.4138	.1524	.3232	.2004	1.3583	.3450	.3149
3837	18.04	60.22	1.5727	.2455	.3605	.1999	1.5108	.4356	.3512
3838	20.06	60.04	1.7621	.3646	.4458	.2007	1.6932	.5532	.4355
3839	22.03	60.04	1.9540	.4985	.5390	.2006	1.8788	.6845	.5237
3840	23.92	60.01	2.0996	.6246	.5414	.2006	2.0193	.8080	.5292
3841	25.88	60.03	2.2543	.7709	.5105	.2007	2.1667	.9514	.5054

TEST = 184  
RUN = 263

PT	ALPHA	Q	CL	CD	CM	CT	CLE	CDE	CNE
3842	-2.01	30.25	-.1400	-.9131	-.0088	.9929	-.1051	.0791	-.0035
3843	.02	30.23	.0503	-.9159	.0100	.9929	.0499	.0770	.0100
3844	2.00	30.23	.2347	-.9122	.0372	.9929	.2001	.0801	.0320
3845	3.94	30.22	.4260	-.8991	.0636	.9929	.3586	.0915	.0534
3846	5.97	30.21	.5870	-.8793	.0866	.9937	.4837	.1091	.0711
3847	7.87	30.18	.7836	-.8496	.1252	.9937	.6472	.1347	.1047
3848	9.93	30.15	.9753	-.8054	.1532	.9946	.8038	.1743	.1275
3849	11.99	30.08	1.2139	-.7409	.2028	.9967	1.0069	.2336	.1717
3850	14.02	30.05	1.4286	-.6641	.2606	.9970	1.1871	.3033	.2244
3851	16.07	30.03	1.6461	-.5688	.3151	.9976	1.3699	.3898	.2737
3852	17.99	30.02	1.8361	-.4624	.3493	.9966	1.5284	.4855	.3031
3853	19.99	30.02	2.0454	-.3330	.4295	.9956	1.7050	.6025	.3785
3854	22.02	30.00	2.2712	-.1836	.5245	.9964	1.8977	.7401	.4685
3855	23.99	30.00	2.4618	-.0320	.5384	.9953	2.0577	.8773	.4777
3856	26.02	30.00	2.6268	.1234	.5357	.9953	2.1902	1.0178	.4702

TEST = 184  
RUN = 264

PT	ALPHA	Q	CL	CD	CM	CT	CLE	CDE	CNE
3857	-1.99	20.25	-.1598	-1.6705	-.0332	1.9714	-.0914	.0997	-.0230
3858	.01	20.27	.0561	-1.6663	-.0101	1.9664	.0557	.1001	-.0102
3859	2.00	20.30	.2865	-1.6539	.0248	1.9617	.2178	.1066	.0145
3860	3.96	20.26	.4998	-1.6417	.0507	1.9563	.3640	.1189	.0304
3861	6.00	20.26	.7102	-1.6164	.0809	1.9557	.5046	.1385	.0501
3862	7.98	20.25	.9298	-1.7808	.1260	1.9649	.6569	.1651	.0851
3863	9.89	20.25	1.1604	-1.7331	.1823	1.9653	.8227	.2029	.1117
3864	11.88	20.29	1.4160	-1.6638	.2074	1.9665	1.0113	.2606	.1467
3865	13.92	20.11	1.6596	-1.5402	.2661	1.9778	1.1836	.3295	.1947
3866	15.98	20.11	1.9201	-1.4833	.3251	1.9770	1.3759	.4174	.2435
3867	18.01	20.13	2.1649	-1.3523	.3884	1.9724	1.5549	.5234	.2769
3868	20.10	20.13	2.3993	-1.2079	.4455	1.9720	1.7215	.6440	.3430
3869	22.14	20.13	2.6444	-1.0420	.5227	1.9693	1.9021	.7821	.4113
3870	24.12	20.13	2.8594	-.8771	.5954	1.9686	2.0548	.9195	.4347
3871	26.07	20.13	3.0745	-.6945	.5579	1.9682	2.2095	1.0734	.4281





TABLE 3.- Continued.

TEST = 184  
RUN = 252

PT	ALPHA	Q	CL	CD	CH	CT	CLE	CDE	CNE
3665	-2.04	60.37	.1511	-.1425	-.2321	.1999	.1235	.0555	-.1939
3666	-.05	60.30	.3057	-.1378	-.2035	.1987	.2714	.0579	-.1665
3667	2.01	60.11	.4409	-.1268	-.1841	.1981	.3997	.0670	-.1483
3668	4.11	59.96	.6158	-.1157	-.1570	.2022	.5665	.0804	-.1216
3669	5.95	59.75	.7583	-.0967	-.1283	.2025	.7027	.0980	-.0938
3670	7.91	59.77	.9246	-.0629	-.1004	.2021	.8624	.1294	-.0669
3671	9.90	59.79	1.1098	-.0142	-.0776	.2023	1.0410	.1760	-.0451
3672	12.05	59.77	1.3160	.0529	-.0199	.2021	1.2401	.2403	.0116
3673	14.03	59.79	1.4938	.1283	.0453	.2020	1.4115	.3127	.0757
3674	16.01	59.56	1.6806	.2223	.0944	.2024	1.5919	.4041	.1240
3675	18.08	59.70	1.8592	.3312	.1552	.2017	1.7643	.5091	.1837
3676	19.99	59.71	1.9930	.4379	.1690	.2016	1.8922	.6126	.1966
3677	21.90	59.94	2.1649	.5698	.2157	.2006	2.0588	.7402	.2423
3678	23.96	59.77	2.3851	.7374	.2411	.2012	2.2726	.9043	.2669
3679	26.01	59.91	2.4757	.8763	.2916	.2008	2.3577	1.0387	.3165

TEST = 184  
RUN = 253

PT	ALPHA	Q	CL	CD	CH	CT	CLE	CDE	CNE
3680	-2.00	30.02	.2915	-.9017	-.4083	.9981	.1525	.0867	-.2177
3681	.01	29.99	.4775	-.8883	-.3786	.9938	.3048	.0904	-.1940
3682	1.98	29.95	.6596	-.8694	-.3513	.9908	.4540	.0998	-.1723
3683	3.97	29.97	.8287	-.8403	-.3231	.9864	.5905	.1168	-.1498
3684	6.02	29.98	1.0189	-.8162	-.3016	.9954	.7442	.1405	-.1319
3685	7.97	29.99	1.1949	-.7727	-.2696	.9933	.8885	.1721	-.1051
3686	9.96	29.96	1.4151	-.7104	-.2420	.9923	1.0764	.2224	-.0826
3687	11.94	29.89	1.6171	-.6398	-.1947	.9934	1.2459	.2818	-.0399
3688	13.84	29.88	1.8371	-.5509	-.1315	.9945	1.4351	.3587	.0188
3689	15.99	30.02	2.0499	-.4353	-.0755	.9876	1.6172	.4525	.0688
3690	18.06	30.07	2.2734	-.3030	-.0141	.9852	1.8099	.5663	.1251
3691	20.09	30.09	2.4771	-.1617	.0413	.9841	1.9837	.6898	.1758
3692	22.00	30.10	2.6465	-.0201	.0711	.9836	2.1254	.8141	.2013
3693	23.95	30.09	2.8237	.1373	.0843	.9834	2.2745	.9530	.2102
3694	25.93	30.07	2.9863	.3071	.1141	.9842	2.4089	1.1041	.2359

TEST = 184  
RUN = 254

PT	ALPHA	Q	CL	CD	CH	CT	CLE	CDE	CNE
3695	-2.00	20.24	.4254	-1.8460	-.6060	1.9665	.1518	.1014	-.2305
3696	-.02	20.25	.6465	-1.8286	-.5761	1.9635	.3062	.1052	-.2111
3697	1.96	20.25	.8528	-1.8061	-.5483	1.9631	.4462	.1144	-.1934
3698	3.90	20.20	1.0681	-1.7781	-.5187	1.9663	.5957	.1306	-.1730
3699	6.01	20.19	1.2944	-1.7362	-.4858	1.9687	.7514	.1561	-.1502
3700	8.04	20.16	1.5284	-1.6811	-.4424	1.9699	.9183	.1920	-.1166
3701	10.03	20.06	1.7636	-1.6161	-.4126	1.9796	1.0856	.2437	-.0950
3702	12.01	20.01	2.0036	-1.5314	-.3561	1.9849	1.2596	.3088	-.0472
3703	13.90	19.97	2.2501	-1.4302	-.2925	1.9878	1.4446	.3871	.0078
3704	15.98	19.95	2.5052	-1.3102	-.2373	1.9960	1.6307	.4840	.0544
3705	18.06	19.97	2.7667	-1.1571	-.1669	1.9920	1.8297	.6008	.1145
3706	20.08	19.98	2.9798	-1.0047	-.1191	1.9900	1.9823	.7174	.1529
3707	22.01	19.99	3.2094	-.8296	-.0956	1.9855	2.1566	.8550	.1673
3708	23.99	19.99	3.4060	-.6549	-.0675	1.9857	2.2959	.9916	.1867
3709	25.98	19.98	3.5986	-.4647	-.0375	1.9854	2.4322	1.1420	.2062



TEST = 184  
 RUN = 408

TABLE 3.- Continued.

PT	ALPHA	Q	CL	CD	CH	CT	CLE	CDE	CHE
5453	13.00	60.27	1.5360	.1232	-.2208	.1995	1.4273	.2905	-.1538
5454	14.22	60.12	1.6402	.1735	-.1944	.2000	1.6277	.3389	-.1278
5455	16.29	60.00	1.8136	.2714	-.1261	.2003	1.6951	.4329	-.0603
5456	18.06	59.95	1.9662	.3721	-.0538	.2003	1.8427	.5298	.0013
5457	20.13	60.02	2.1422	.5024	-.0120	.2000	2.0134	.6593	.0521
5458	22.06	60.03	2.3092	.6369	.0562	.1998	2.1753	.7853	.1195
5459	24.08	60.26	2.4998	.7878	.0993	.1987	2.3215	.9303	.1614
5460	26.03	60.38	2.5562	.9245	.0902	.1980	2.4137	1.0620	.1515
5461	28.09	60.14	2.6700	1.0860	.1195	.1987	2.5221	1.2187	.1763
5462	30.07	59.84	2.7806	1.2515	.1515	.1996	2.6275	1.3796	.2119
5463	32.01	60.00	2.8607	1.4150	.1914	.1991	2.7118	1.5376	.2510
5464	34.12	60.19	2.9542	1.6024	.2236	.1984	2.7935	1.7167	.2822
5465	36.07	60.19	3.0164	1.7771	.2505	.1984	2.8518	1.8879	.3086
5466	38.02	59.81	3.0536	1.9462	.3146	.1996	2.8843	2.0519	.3725
5468	43.16	60.00	3.0101	2.3315	.4369	.2017	2.8301	2.4226	.4940

TEST = 184  
 RUN = 177

PT	ALPHA	Q	CL	CD	CH	CT	CLE	CDE	CHE
2461	-2.06	59.96	.2463	.0564	-.3332	0.0000	.2463	.0564	-.3332
2462	.07	60.05	.4047	.0611	-.3065	0.0000	.4047	.0611	-.3065
2463	1.91	60.07	.5264	.0697	-.2702	0.0000	.5264	.0697	-.2702
2465	3.97	60.04	.6423	.0822	-.2185	0.0000	.6423	.0822	-.2185
2466	6.09	59.97	.8001	.1054	-.1785	0.0000	.8001	.1054	-.1785
2467	8.03	60.00	.9634	.1401	-.1478	0.0000	.9634	.1401	-.1478
2468	9.99	59.94	1.1209	.1858	-.1114	0.0000	1.1209	.1858	-.1114
2469	12.14	59.92	1.2894	.2489	-.0422	0.0000	1.2894	.2489	-.0422
2470	13.99	60.07	1.4511	.3191	.0199	0.0000	1.4511	.3191	.0199
2471	15.96	60.07	1.6051	.4035	.0732	0.0000	1.6051	.4035	.0732
2472	18.00	60.07	1.7665	.5083	.1170	0.0000	1.7665	.5083	.1170
2473	20.13	60.02	1.9335	.6361	.1823	0.0000	1.9335	.6361	.1823
2474	22.06	59.83	2.0896	.7632	.2646	0.0000	2.0896	.7632	.2646
2475	24.09	59.80	2.2187	.8998	.3562	0.0000	2.2187	.8998	.3562
2476	26.01	59.52	2.3125	1.0263	.4494	0.0000	2.3125	1.0263	.4494

TEST = 184  
 RUN = 178

PT	ALPHA	Q	CL	CD	CH	CT	CLE	CDE	CHE
2477	-2.10	60.18	.3468	-.0369	-.4185	.1054	.3144	.0633	-.3794
2478	-.04	60.10	.4965	-.0293	-.3938	.1056	.4605	.0699	-.3552
2479	1.98	59.94	.6359	-.0177	-.3604	.1059	.5963	.0805	-.3021
2480	4.06	59.94	.7620	.0010	-.2987	.1061	.7187	.0979	-.2609
2481	6.10	60.01	.9121	.0286	-.2755	.1061	.8654	.1239	-.2382
2482	7.90	60.02	1.0613	.0657	-.2519	.1060	1.0118	.1593	-.2145
2483	10.22	59.86	1.2738	.1264	-.2054	.1064	1.2202	.2183	-.1691
2484	12.01	59.86	1.4184	.1849	-.1496	.1063	1.3620	.2750	-.1137
2485	13.99	59.84	1.5898	.2641	-.0857	.1063	1.5104	.3522	-.0503
2486	16.21	60.42	1.7752	.3687	-.0190	.1052	1.7131	.4536	.0196
2487	17.93	60.41	1.9179	.4645	.0171	.1051	1.8533	.5474	.0512
2488	19.95	60.40	2.0831	.5907	.0933	.1050	2.0156	.6713	.1290
2489	22.10	59.88	2.2636	.7391	.1432	.1062	2.1924	.8179	.1708
2490	24.19	59.83	2.4197	.8946	.2018	.1060	2.3459	.9706	.2349
2491	26.07	60.19	2.5086	1.0247	.2051	.1054	2.4327	1.0978	.2377

TABLE 3.- Continued.

TEST = 184  
RUN = 179

PT	ALPHA	Q	CL	CD	CH	CT	CLE	CDE	CHE
2492	-2.04	60.08	.4077	-.1248	-.4857	.2026	.3452	.0680	-.4105
2493	-.04	60.03	.5638	-.1152	-.4622	.2028	.4946	.0754	-.3880
2494	2.00	59.84	.6903	-.1001	-.4147	.2035	.6141	.0886	-.3412
2495	3.93	59.70	.8200	-.0808	-.3716	.2036	.7374	.1053	-.2990
2496	6.11	59.97	.9970	-.0477	-.3466	.2028	.9077	.1344	-.2754
2497	7.98	60.04	1.1566	-.0071	-.3292	.2030	1.0614	.1722	-.2587
2498	9.99	59.96	1.3364	.0490	-.2959	.2029	1.2350	.2248	-.2264
2499	12.10	60.16	1.5183	.1237	-.2268	.2021	1.4109	.2950	-.1585
2500	14.22	60.16	1.7096	.2141	-.1536	.2021	1.5960	.3813	-.0863
2501	15.98	60.16	1.8309	.2947	-.1063	.2017	1.7124	.4580	-.0399
2502	17.98	60.09	2.0161	.4128	-.0635	.2020	1.8918	.5720	.0021
2503	20.09	60.09	2.2299	.5621	.0253	.2017	2.1000	.7164	.0900
2504	21.96	60.12	2.3670	.6901	.0715	.2016	2.2323	.8400	.1354
2505	24.04	59.86	2.5190	.8430	.1123	.2023	2.3783	.9885	.1756
2506	26.10	59.64	2.6290	.9916	.1076	.2030	2.4787	1.1323	.1704

TEST = 184  
RUN = 180

PT	ALPHA	Q	CL	CD	CH	CT	CLE	CDE	CHE
2507	-2.00	30.22	.6529	-.8374	-.7784	.9950	.3454	.1088	-.4094
2508	-.00	30.13	.8430	-.8209	-.7491	.9977	.5018	.1166	-.3840
2509	2.06	30.04	1.0046	-.7967	-.7094	.9996	.6291	.1297	-.3487
2510	4.02	29.97	1.1624	-.7684	-.6692	1.0021	.7345	.1469	-.3123
2511	5.95	29.88	1.3478	-.7311	-.6461	1.0048	.9081	.1724	-.2928
2512	7.96	29.86	1.5568	-.6758	-.6294	1.0059	1.0852	.2127	-.2804
2513	9.99	29.99	1.7827	-.5946	-.5993	1.0007	1.2825	.2722	-.2568
2514	12.03	30.15	1.9747	-.5029	-.5257	.9964	1.4463	.3418	-.1892
2515	13.99	30.19	2.1694	-.4025	-.4627	.9942	1.6137	.4219	-.1312
2516	15.99	30.26	2.3625	-.2841	-.4031	.9908	1.7803	.5176	-.0770
2517	18.00	30.31	2.5652	-.1433	-.3658	.9879	1.9570	.6352	-.0448
2518	20.07	29.90	2.7764	.0042	-.2906	1.0007	2.1323	.7700	.0303
2519	22.00	29.99	2.9825	.1782	-.2482	.9964	2.3148	.9178	.0674
2520	23.98	30.18	3.1268	.3417	-.1976	.9902	2.4392	1.0543	.1128
2521	26.02	30.11	3.2624	.5145	-.2067	.9915	2.5489	1.2030	.1000

TEST = 184  
RUN = 181

PT	ALPHA	Q	CL	CD	CH	CT	CLE	CDE	CHE
2522	-1.99	20.15	.9629	-1.7556	-1.1335	1.9799	.3507	.1273	-.3992
2523	-.03	20.11	1.1685	-1.7287	-1.1076	1.9828	.4913	.1348	-.3818
2524	2.08	20.11	1.3723	-1.6866	-1.0599	1.9812	.6277	.1493	-.3449
2525	4.04	20.11	1.5613	-1.6442	-1.0159	1.9843	.7529	.1680	-.3092
2526	6.08	20.11	1.7458	-1.5905	-.9869	1.9843	.8935	.1918	-.2898
2527	8.02	20.09	2.0106	-1.5203	-.9561	1.9860	1.0779	.2328	-.2674
2528	10.11	20.05	2.2632	-1.4297	-.9273	1.9900	1.2648	.2919	-.2466
2529	12.00	19.97	2.4610	-1.3416	-.8620	1.9974	1.4024	.3522	-.1873
2530	13.97	19.91	2.7037	-1.2259	-.7960	2.0036	1.5841	.4357	-.1279
2531	16.01	19.88	2.9224	-1.0902	-.7336	2.0041	1.7443	.5310	-.0740
2532	18.00	19.88	3.1763	-.9237	-.6974	2.0026	1.9433	.6543	-.0467
2533	20.00	19.88	3.4320	-.7409	-.6203	2.0010	2.1458	.7920	.0217
2534	22.01	19.88	3.6391	-.5567	-.5731	1.9999	2.3007	.9264	.0606
2535	23.97	19.88	3.8219	-.3662	-.5141	1.9983	2.4344	1.0719	.1116
2536	26.07	19.88	3.9985	-.1581	-.5171	1.9972	2.5602	1.2276	.1005



TEST = 184  
 RUN = 14

TABLE 3.- Continued.

PT	ALPHA	Q	CL	CD	CH	CT	CLE	CDE	CHE
269	-2.18	60.12	-.2641	.0688	-.0755	0.0000	-.2641	.0688	-.0755
270	-.00	60.11	-.0890	.0513	.0036	0.0000	-.0890	.0513	.0036
271	2.01	59.98	.0947	.0445	.0988	0.0000	.0947	.0445	.0988
272	3.97	59.95	.2631	.0471	.1079	0.0000	.2631	.0471	.1079
273	5.12	60.04	.4303	.0565	.1603	0.0000	.4303	.0565	.1603
274	8.06	59.94	.6087	.0722	.2076	0.0000	.6087	.0722	.2076
275	10.00	60.05	.7585	.0972	.2512	0.0000	.7585	.0972	.2512
276	11.95	59.93	.9373	.1303	.3135	0.0000	.9373	.1303	.3135
277	14.11	60.07	1.1296	.1901	.3649	0.0000	1.1296	.1901	.3649
278	15.91	60.08	1.3017	.2580	.3962	0.0000	1.3017	.2580	.3962
279	17.92	60.12	1.4783	.3536	.4479	0.0000	1.4783	.3536	.4479
280	19.97	59.91	1.6587	.4687	.5135	0.0000	1.6587	.4687	.5135
281	22.04	60.02	1.8477	.5995	.5949	0.0000	1.8477	.5995	.5949
282	23.95	59.82	1.9958	.7224	.6311	0.0000	1.9958	.7224	.6311
283	26.06	60.08	2.1355	.8647	.6427	0.0000	2.1355	.8647	.6427

TEST = 184  
 RUN = 15

PT	ALPHA	Q	CL	CD	CH	CT	CLE	CDE	CHE
284	-2.06	60.13	-.2587	-.0292	-.0765	.1082	-.2548	.0789	-.0759
285	.07	60.11	-.0748	-.0461	.0016	.1076	-.0749	.0615	-.0016
286	1.99	60.14	.1089	-.0524	.0567	.1077	.1052	.0552	.0561
287	3.89	60.11	.2659	-.0900	.0903	.1080	.2586	.0577	.0972
288	5.94	60.36	.4460	-.0392	.1463	.1075	.4349	.0677	.1447
289	7.85	60.30	.6007	-.0221	.1851	.1067	.5862	.0836	.1032
290	10.10	60.17	.8168	.0081	.2486	.1063	.7981	.1128	.2458
291	12.08	60.16	.9826	.0430	.3031	.1056	.9605	.1463	.2998
292	13.99	59.97	1.1788	.1029	.3446	.1052	1.1534	.2049	.3408
293	15.95	60.00	1.3557	.1764	.3800	.1046	1.3270	.2769	.3757
294	17.99	60.02	1.5552	.2814	.4354	.1039	1.5231	.3402	.4306
295	20.00	59.78	1.7376	.3968	.4890	.1038	1.7021	.4943	.4837
296	21.98	59.86	1.9227	.5258	.5615	.1031	1.8841	.6214	.5573
297	23.95	59.69	2.0877	.6602	.5836	.1028	2.0460	.7542	.5773
298	26.02	59.59	2.2440	.8100	.5961	.1028	2.1990	.9024	.5893

TEST = 184  
 RUN = 16

PT	ALPHA	Q	CL	CD	CH	CT	CLE	CDE	CHE
299	-1.97	60.49	-.2458	-.1216	-.0790	.2010	-.2389	.0793	-.0779
300	-.01	60.34	-.0793	-.1363	-.0104	.2007	-.0792	.0644	-.0104
301	2.00	60.20	.1097	-.1429	.0471	.2012	.1027	.0582	.0460
302	4.00	60.08	.2891	-.1394	.0939	.2014	.2731	.0615	.0918
303	5.99	59.94	.4687	-.1333	.1384	.2062	.4472	.0717	.1352
304	8.02	59.83	.6500	-.1136	.1826	.2058	.6213	.0902	.1783
305	9.97	59.99	.8246	-.0857	.2321	.2051	.7891	.1163	.2268
306	12.13	59.86	1.0308	-.0468	.2995	.2054	.9876	.1540	.2930
307	13.98	59.89	1.2103	.0090	.3316	.2053	1.1606	.2084	.3241
308	15.94	60.02	1.4070	.0888	.3661	.2046	1.3509	.2856	.3597
309	17.97	60.09	1.5993	.1926	.4130	.2044	1.5363	.3871	.4056
310	20.03	59.97	1.7878	.3126	.4736	.2046	1.7177	.5049	.4631
311	21.95	59.87	1.9767	.4391	.5466	.2051	1.9000	.6293	.5351
312	23.99	60.26	2.1538	.5806	.5659	.2035	2.0710	.7666	.5535
313	26.00	60.34	2.2932	.7212	.5819	.2034	2.2041	.9040	.5685

TABLE 3.- Continued.

TEST = 184  
RUN = 17

PT	ALPHA	Q	CL	CD	CH	CT	CLE	CDE	CHE
314	-2.04	30.66	-.2746	-.8540	-.0883	.9759	-.2398	.1213	-.0831
315	.03	30.25	-.0621	-.8835	-.0164	.9911	-.0826	.1076	-.0165
316	2.04	30.25	.1436	-.8862	.0389	.9891	.1084	.1023	.0336
318	5.29	30.08	.5066	-.8745	.1300	.9963	.4148	.1175	.1162
319	5.89	30.05	.5341	-.8764	.1391	.9958	.4319	.1142	.1238
320	8.00	30.05	.7539	-.8523	.1855	.9963	.6153	.1343	.1647
321	10.06	30.04	.9752	-.8160	.2427	.9961	.8012	.1648	.2166
322	11.96	29.92	1.1495	-.7759	.3073	1.0004	.9421	.2029	.2762
323	14.06	29.92	1.4091	-.6968	.3513	.9997	1.1662	.2729	.3148
324	16.09	30.14	1.6313	-.6015	.3923	.9916	1.3565	.3512	.3541
325	18.10	30.17	1.8419	-.4966	.4431	.9900	1.5342	.4444	.3969
326	20.00	30.16	2.0462	-.3902	.5139	.9905	1.7074	.5406	.4630
327	21.99	30.15	2.2627	-.2537	.5897	.9903	1.8919	.6645	.5340
328	24.18	30.15	2.4830	-.0916	.6317	.9908	2.0771	.8122	.5708
329	25.99	30.05	2.6443	.0511	.6405	.9935	2.2089	.9441	.5752

TEST = 184  
RUN = 18

PT	ALPHA	Q	CL	CD	CH	CT	CLE	CDE	CHE
330	-2.04	20.22	-.3184	-1.8337	-.1105	1.9811	-.2477	.1461	-.0999
331	-.02	20.22	-.0779	-1.8489	-.0275	1.9800	-.0773	.1311	-.0275
332	1.93	20.22	.1652	-1.8517	.0345	1.9796	.0986	.1268	.0245
333	4.02	20.22	.4203	-1.8442	.0947	1.9792	.2817	.1302	.0739
334	6.08	20.16	.6823	-1.8329	.1520	1.9853	.4719	.1412	.1205
335	7.91	20.15	.8637	-1.8081	.1911	1.9861	.5902	.1591	.1501
336	9.94	20.15	1.1411	-1.7679	.2585	1.9865	.7982	.1888	.2070
337	12.09	20.15	1.3887	-1.7068	.3288	1.9846	.9731	.2338	.2665
338	13.95	20.15	1.6340	-1.6333	.3735	1.9846	1.1556	.2928	.3017
339	16.00	20.12	1.8916	-1.5356	.4223	1.9847	1.3445	.3722	.3403
340	18.02	20.10	2.1398	-1.4184	.4745	1.9875	1.5249	.4716	.3823
341	20.09	20.04	2.4007	-1.2809	.5418	1.9929	1.7161	.5907	.4391
342	22.02	20.04	2.6531	-1.1250	.6218	1.9921	1.9064	.7218	.5098
343	23.93	20.04	2.8520	-.9755	.6586	1.9921	2.0440	.8453	.5374
344	26.00	19.99	3.0819	-.8008	.7043	1.9958	2.2071	.9932	.5731

TABLE 3.- Continued.

TEST = 184  
RUN = 267

PT	ALPHA	Q	CL	CD	CH	CT	CLE	CDE	CHE
4236	-2.04	80.02	.4360	-.1154	-.3046	.1998	.3744	.0747	-.2304
4237	.00	80.00	.5877	-.1011	-.2836	.1999	.5193	.0867	-.2104
4238	2.20	79.75	.7593	-.0791	-.2590	.2004	.6836	.1064	-.1868
4239	4.02	80.28	.8926	-.0558	-.2416	.1991	.8118	.1261	-.1707
4240	6.03	80.22	1.0550	-.0217	-.2225	.1993	.9675	.1575	-.1524
4241	7.99	80.12	1.2266	.0233	-.2078	.1995	1.1329	.1995	-.1386
4242	9.98	80.03	1.3963	.0792	-.1880	.1996	1.2966	.2522	-.1197
4243	12.00	79.96	1.5780	.1508	-.1652	.1997	1.4721	.3202	-.0777
4244	14.09	80.33	1.7628	.2408	-.1178	.1986	1.6514	.4053	-.0517
4245	16.07	80.11	1.9113	.3380	-.1127	.1969	1.7942	.4988	-.0473
4246	18.03	80.16	2.0622	.4520	-.1186	.1987	1.9398	.6085	-.0541
4247	20.05	79.93	2.2231	.5830	-.0820	.1992	2.0949	.7354	-.0181
4248	22.12	80.46	2.3636	.7254	-.0421	.1978	2.2310	.8721	.0205

TEST = 184  
RUN = 268

PT	ALPHA	Q	CL	CD	CH	CT	CLE	CDE	CHE
4249	-2.00	59.94	.4266	-.1075	-.3026	.2021	.3642	.0847	-.2277
4250	.00	59.94	.5806	-.0941	-.2776	.2022	.5115	.0959	-.2036
4251	2.02	59.80	.7365	-.0740	-.2529	.2023	.6605	.1128	-.1798
4252	4.00	60.16	.8863	-.0498	-.2331	.2014	.8041	.1341	-.1614
4253	6.17	60.13	1.0496	-.0151	-.2162	.2015	.9607	.1658	-.1454
4254	8.13	60.14	1.2309	.0305	-.2021	.2017	1.1358	.2084	-.1322
4255	10.10	60.12	1.3978	.0864	-.1808	.2014	1.2968	.2607	-.1119
4256	12.03	60.11	1.5604	.1525	-.1355	.2015	1.4536	.3234	-.0674
4257	14.05	60.03	1.7266	.2347	-.1124	.2014	1.6139	.4016	-.0453
4258	16.08	59.87	1.9028	.3367	-.0989	.2019	1.7839	.4998	-.0324
4259	18.50	60.11	2.0605	.4727	-.1018	.2009	1.9434	.6300	-.0367
4260	19.97	60.04	2.1933	.5700	-.0717	.2010	2.0642	.7241	-.0072
4261	22.18	60.06	2.3693	.7278	-.0183	.2008	2.2345	.8766	.0453
4262	24.17	60.03	2.4739	.8661	-.0281	.2023	2.3330	1.0115	.0393
4263	26.03	59.82	2.6033	1.0186	-.0022	.2032	2.4570	1.1597	.0606

TEST = 184  
RUN = 289

PT	ALPHA	Q	CL	CD	CH	CT	CLE	CDE	CHE
4264	-2.04	40.26	.4427	-.1013	-.2886	.2055	.3794	.0942	-.2124
4267	.00	40.13	.5784	-.0887	-.2659	.2063	.5080	.1051	-.1904
4268	2.01	40.10	.7443	-.0709	-.2423	.2067	.6669	.1208	-.1677
4269	4.11	40.10	.9051	-.0460	-.2212	.2066	.8207	.1425	-.1476
4270	6.07	40.10	1.0591	-.0134	-.2086	.2066	.9683	.1722	-.1360
4271	8.05	40.07	1.2240	.0304	-.1899	.2066	1.1277	.2127	-.1182
4272	10.03	40.05	1.4030	.0858	-.1642	.2067	1.2999	.2647	-.0995
4273	12.17	40.04	1.5921	.1612	-.1161	.2066	1.4821	.3361	-.0464
4274	14.00	40.01	1.7431	.2362	-.0929	.2066	1.6276	.4075	-.0240
4275	16.41	39.85	1.9292	.3548	-.0911	.2071	1.8062	.5215	-.0231
4276	18.21	39.99	2.0749	.4612	-.0874	.2062	1.9473	.6233	-.0204
4277	20.06	40.17	2.2215	.5801	-.0424	.2051	2.0895	.7371	.0234
4278	22.36	40.20	2.4008	.7427	.0171	.2049	2.2626	.8941	.0818
4279	24.00	40.18	2.4844	.8616	-.0113	.2050	2.3420	1.0091	.0529
4280	26.18	40.05	2.6054	1.0245	.0168	.2055	2.4571	1.1668	.0803

TEST = 184  
RUN = 290

TABLE 3.- Concluded,

PT	ALPHA	Q	CL	CD	CH	CT	CLE	COE	CHE
4281	-2.00	20.02	.4386	-.1110	-.2644	.2056	.3751	.0845	-.1882
4282	-.05	20.06	.5782	-.0934	-.2420	.2041	.5086	.0985	-.1673
4283	2.17	20.06	.7278	-.0691	-.2201	.2028	.6512	.1187	-.1469
4284	4.15	20.06	.8671	-.0422	-.1981	.2016	.7846	.1418	-.1263
4285	6.02	20.06	1.0262	-.0088	-.1783	.2001	.9384	.1710	-.1080
4286	8.04	20.06	1.1950	.0373	-.1545	.1983	1.1018	.2123	-.0857
4287	10.02	20.06	1.3800	.0948	-.1269	.1951	1.2824	.2637	-.0602
4288	12.01	20.06	1.5504	.1546	-.0897	.2047	1.4419	.3282	-.0205
4289	14.28	20.06	1.7336	.2463	-.0798	.2045	1.6185	.4153	.0083
4290	16.04	20.06	1.8805	.3346	-.0556	.2046	1.7601	.5000	.0117
4291	18.45	20.06	2.0479	.4637	-.0364	.2046	1.9207	.6239	.0299
4292	20.10	20.05	2.1901	.5686	-.0056	.2045	2.0584	.7250	.0599
4293	22.21	20.04	2.3538	.7125	.0522	.2044	2.2165	.8639	.1169
4294	24.05	19.99	2.4635	.8479	.0247	.2049	2.3210	.9952	.0888
4295	26.06	19.90	2.5684	.9916	.0511	.2056	2.4203	1.1343	.1147

TEST = 184  
RUN = 291

PT	ALPHA	Q	CL	CD	CH	CT	CLE	COE	CHE
4296	-2.06	9.90	.4247	-.1423	-.2724	.1915	.3657	.0399	-.2013
4297	-.04	9.97	.5927	-.1281	-.2489	.1988	.5248	.0588	-.1761
4298	1.98	9.98	.7243	-.1091	-.2270	.1989	.6498	.0754	-.1551
4299	4.03	9.98	.8741	-.0821	-.2069	.1992	.7930	.0999	-.1360
4300	5.99	10.00	1.0512	-.0489	-.1814	.1994	.9638	.1304	-.1113
4301	8.03	10.00	1.2196	.0003	-.1564	.1990	1.1261	.1760	-.0874
4302	10.01	10.00	1.4196	.0627	-.1266	.1990	1.3201	.2350	-.0585
4303	12.19	10.00	1.5818	.1389	-.0730	.1987	1.4759	.3070	-.0060
4304	14.08	10.00	1.7425	.2199	-.0451	.1987	1.6312	.3845	.0211
4305	16.03	10.00	1.8664	.3102	-.0388	.1984	1.7497	.4707	.0265
4306	18.13	10.00	2.0609	.4340	-.0114	.1984	1.9384	.5901	.0530
4307	20.23	10.00	2.2341	.5639	.0323	.1976	2.1065	.7147	.0956
4308	22.13	10.00	2.3704	.6889	.0608	.1976	2.2378	.8354	.1434
4309	24.02	10.00	2.4663	.8162	.0593	.1979	2.3288	.9585	.1212
4310	26.03	10.00	2.5794	.9622	.0821	.1976	2.4371	1.0994	.1432




Figure 1.- Close-coupled wing-canard model installed in V/STOL tunnel.

ORIGINAL PAGE IS  
OF POOR QUALITY



Figure 2.- Original close-coupled wing-canard configuration from reference 4, installed in V/STOL tunnel.

WING  
 AREA                    0.45 m<sup>2</sup> (4.9 ft<sup>2</sup>)  
 SPAN                    1.22 m (4.0 ft)  
 ASPECT RATIO        3.26  
 CANARD SPAN        0.83 m (2.72 ft)  
 NOZZLE ASPECT RATIO 4.0

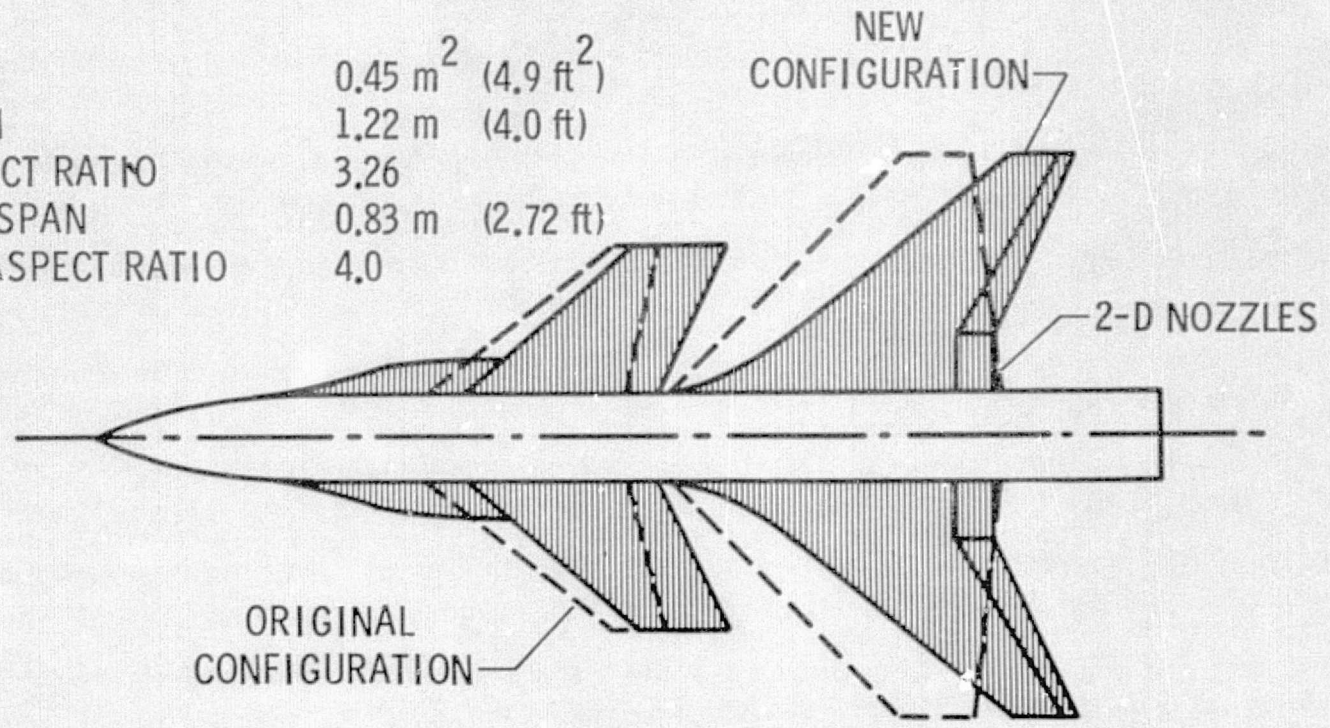


Figure 3.- New close-coupled wing-canard configuration.

ORIGINAL PAGE IS  
 OF POOR QUALITY




Figure 4.- Rear view of close-coupled wing-canard model  
installed in V/STOL tunnel.



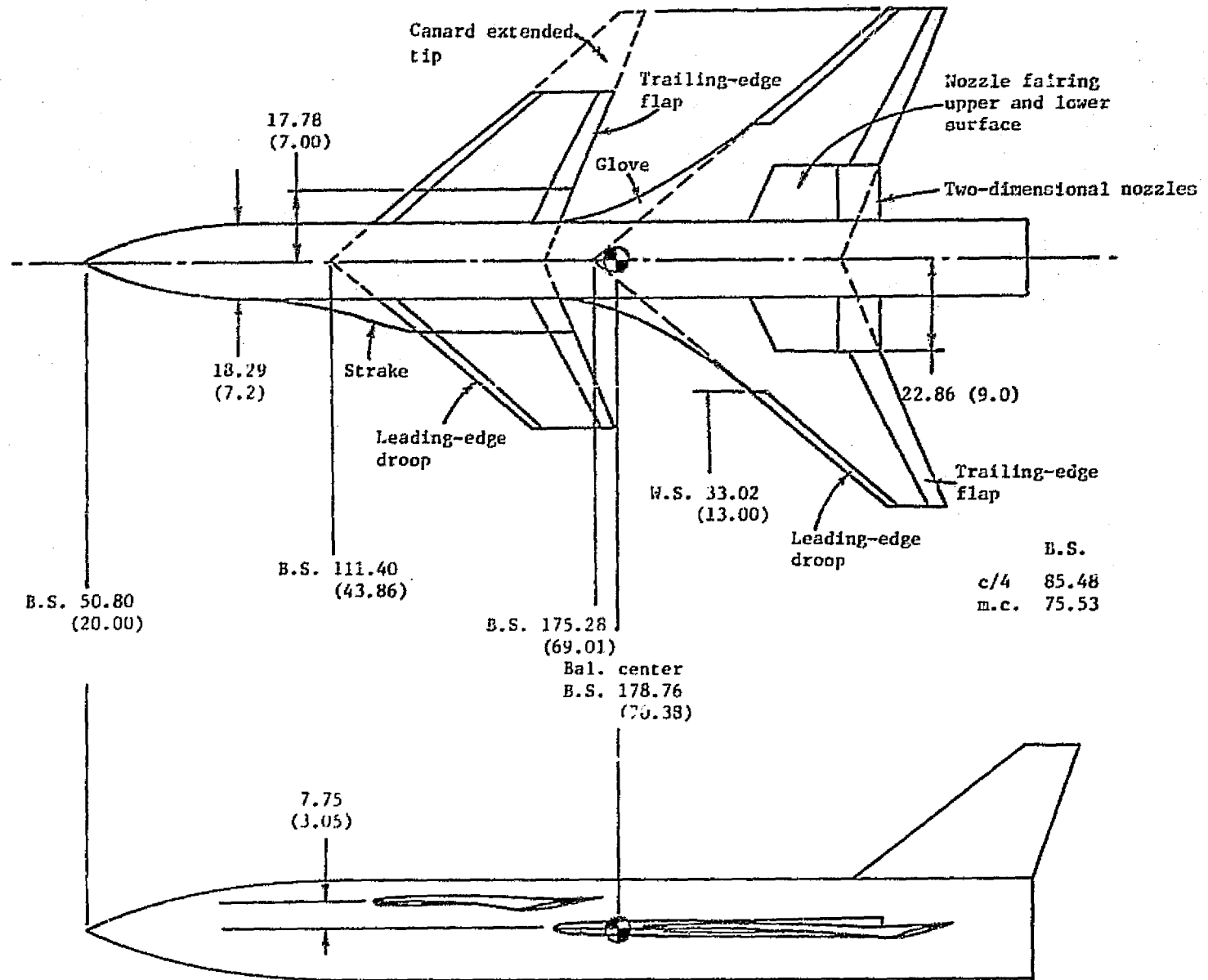


Figure 5.- Two-view sketch of model. All dimensions in cm (in.).

ORIGINAL PAGE IS  
OF POOR QUALITY

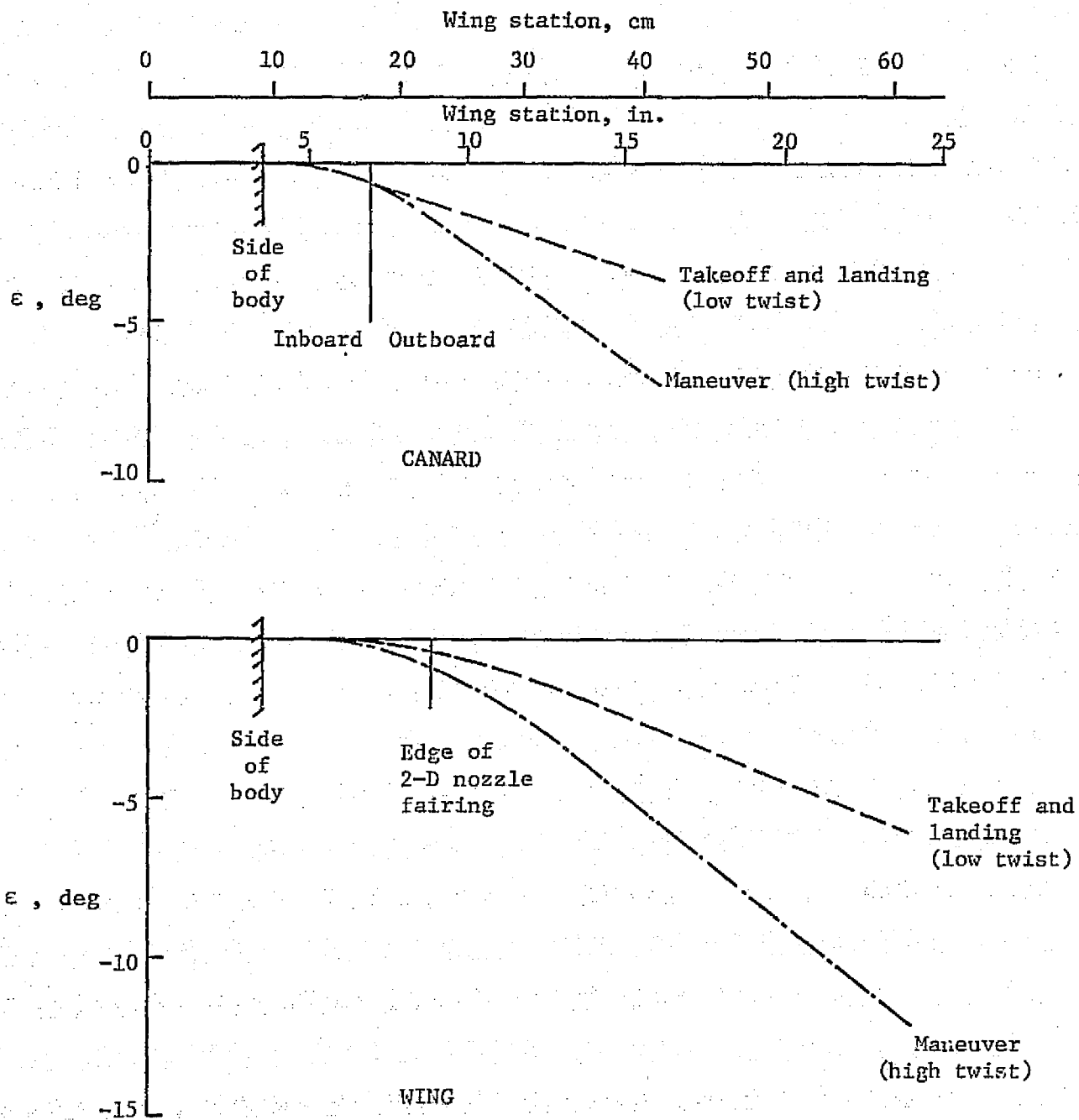


Figure 6.- Spanwise twist distribution for the maneuver wing and the takeoff and landing wing.

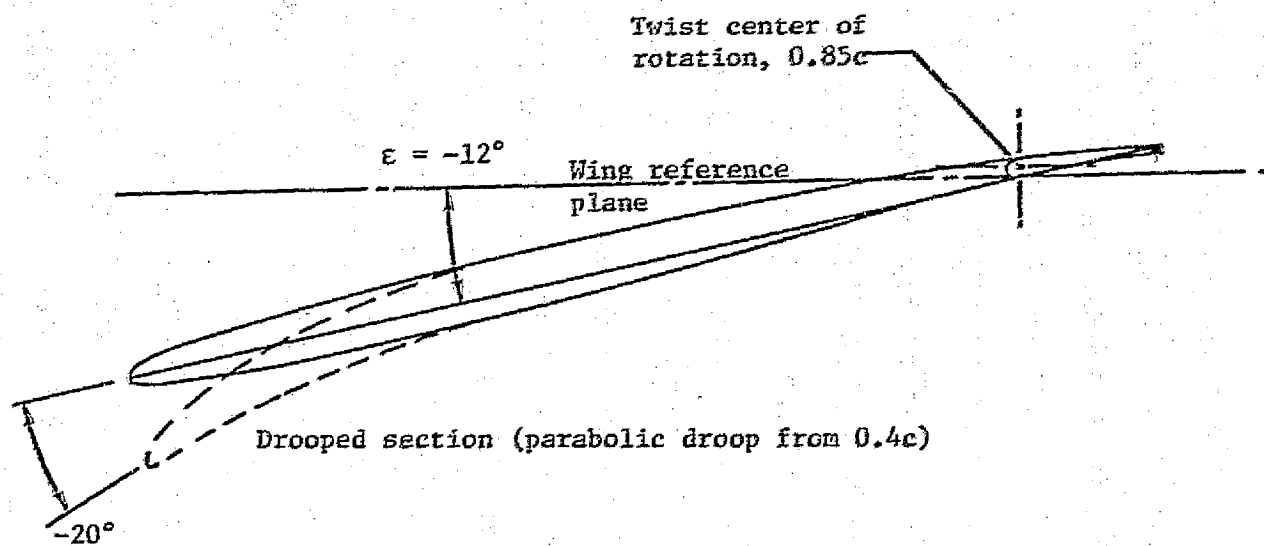


Figure 7.- High twist wing section at tip W.S. 61.0 cm (2.0 ft).

ORIGINAL PAGE IS  
OF POOR QUALITY

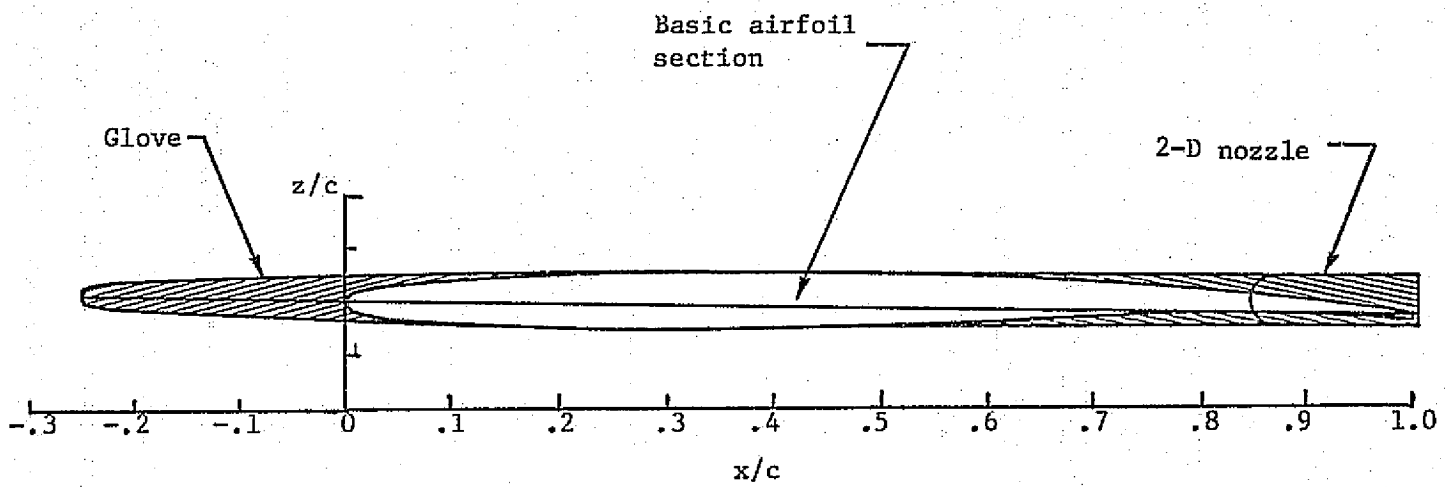


Figure 8.- Sketch of wing section at side of body, W.S. 9.15 cm (3.6 in.).

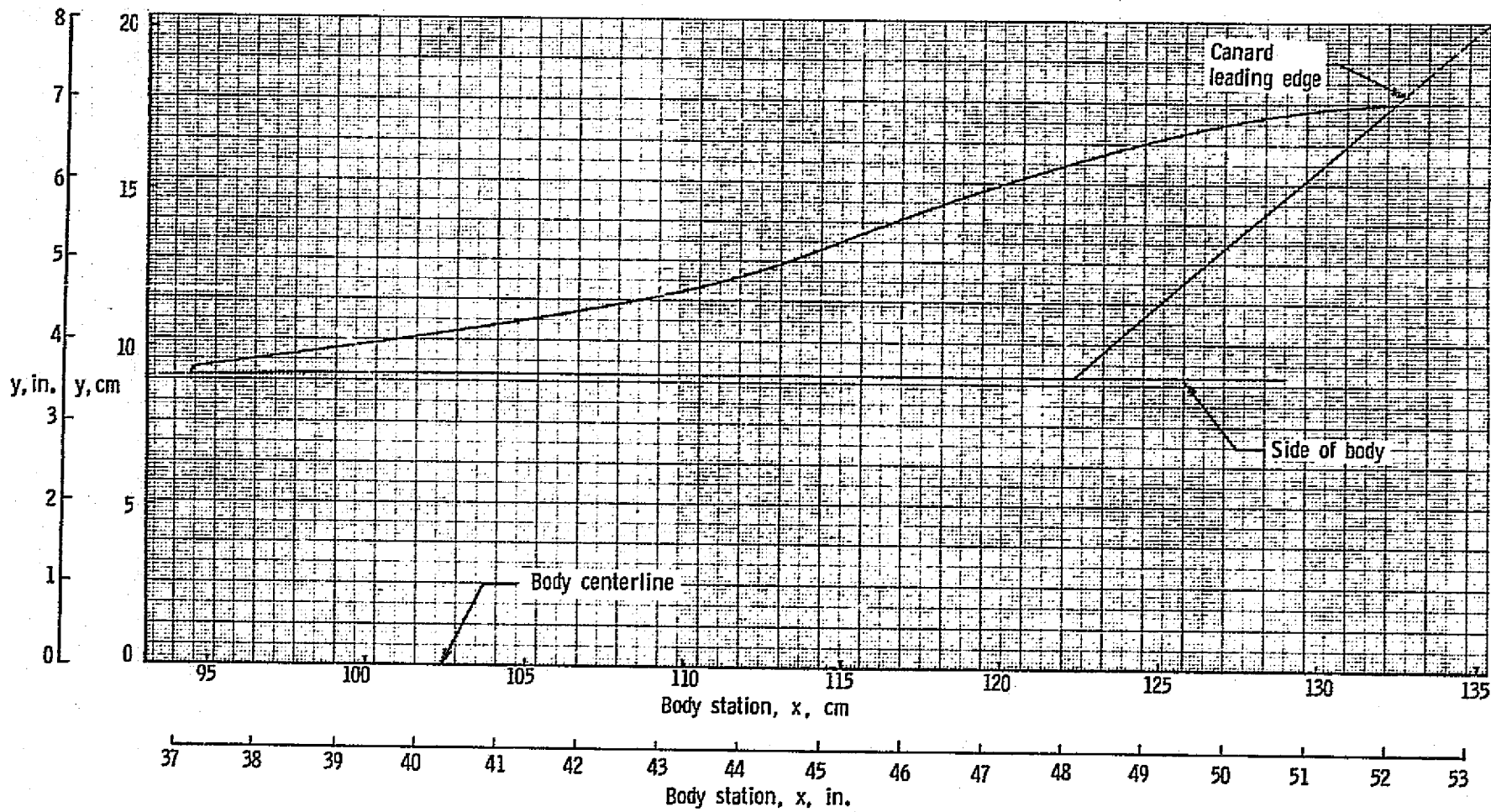


Figure 9.- Stroke geometry.

ORIGINAL PAGE IS  
OF POOR QUALITY

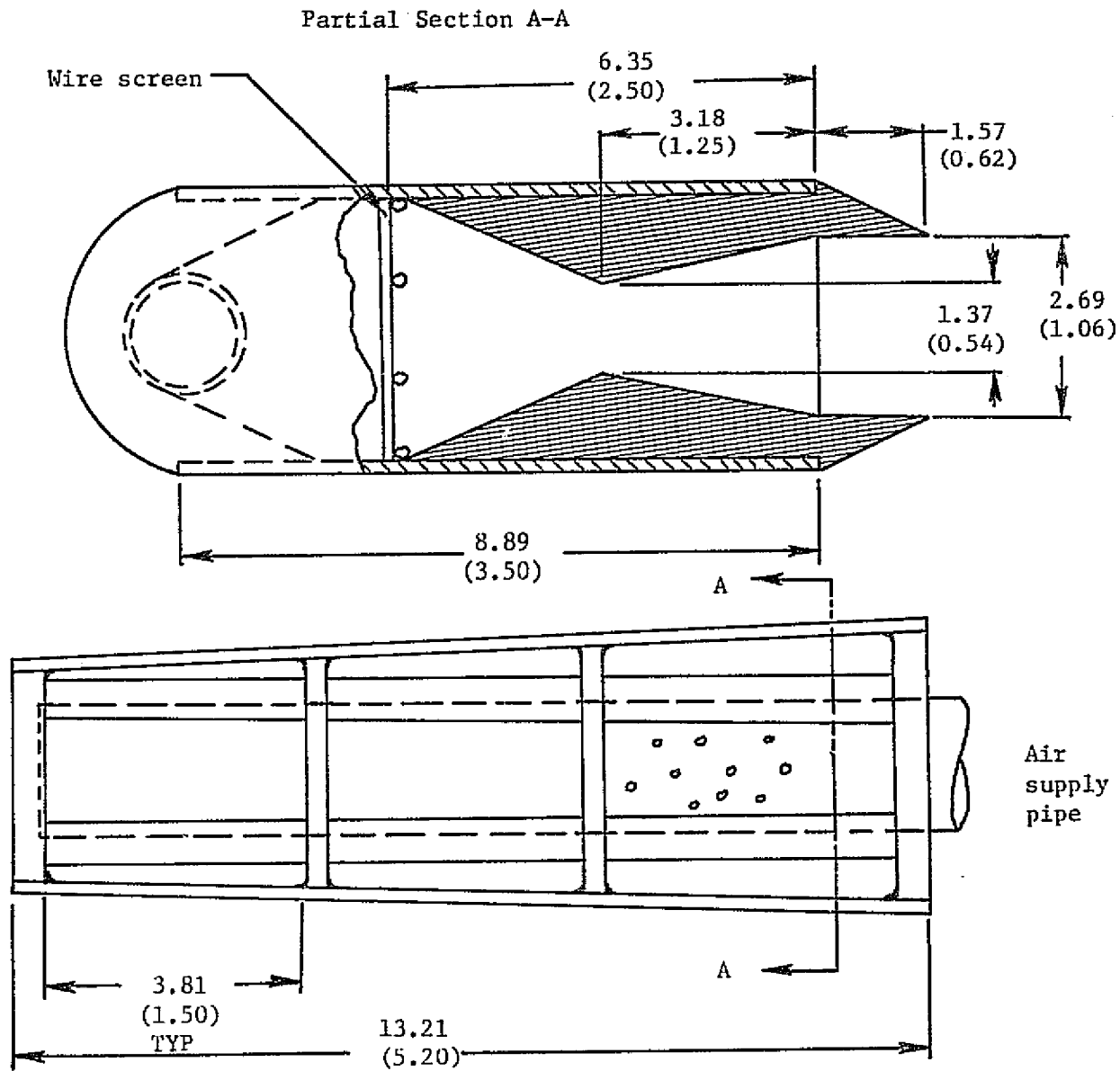


Figure 10. - Sketch of two-dimensional nozzles. All dimensions in cm (in.).