

EMS

Electro Mechanical Systems




NORSTAT INC.

300 Roundhill Drive Rockaway, NJ 07866

Tel: 973-586-2500

www.norstat.com



OUR WORK

EMS is an electromechanical company serving the elevator, escalator and automation sectors. *Experience, dynamism, quality, flexibility and service are the keys to our success.*

Though being a newly born company, the EMS team is characterized by people who have worked over 40 years in the elevator/escalator field.

We have organized a production unit in Asia which operates under our direct quality control, using our experienced know how, to meet global certifications and rules.

EMS is an innovative company structured to be slim and very flexible, adapting to the needs of the market.

Service is the first thing in our business because we assist the customer from product development to the delivery and after sales.

For us the customer is not a "number" but a person with his/her requirements and with his/her specific needs which are our primary target to serve.


OUR PRODUCT

Thanks to our R&D department, we are able to bring both standard and fully customised solutions. The design and development of prototypes is completely achieved within Europe. Once the prototype fully satisfies the customer, production begins. Our goal is to create synergy with the customer so that he/she feels unique and confident. The development of our products is also viewed by expert engineers working in direct contact with the most famous Italian and Spanish universities, and this always allows us to adopt updated and innovative solutions.

CERTIFICATIONS

To make our projects transparent, we have adopted the most advanced technologies in both primary materials and applied electronics. We have obtained major certifications such as CE, UL/CSA and others, recognising the importance of this to our customers. For this reason our products are not the result of any adaptation to certification, but our innovative and uniquely developed to the needs of our clients.





LED LIGHT



5 LUMEN


COLOUR	VOLTAGE	DIMENSIONS
01 RED	12V AC/DC	
02 GREEN	24V AC/DC	
03 YELLOW	48V AC/DC	
04 BLUE	110V AC	
05 WHITE	110V DC	
	240V AC	
	220V DC	

20 LUMEN

COLOUR	VOLTAGE	DIMENSIONS
01 RED	24V AC/DC	
02 GREEN	48V AC/DC	
03 YELLOW	110V AC	
04 BLUE	110V DC	
05 WHITE	240V AC	
	220V DC	

10 LUMEN INTERMITTENT

COLOUR	VOLTAGE	DIMENSIONS
01 RED	24V AC/DC	
02 GREEN	48V AC/DC	
03 YELLOW	110V AC	
04 BLUE	110V DC	
05 WHITE	240V AC	
	220V DC	





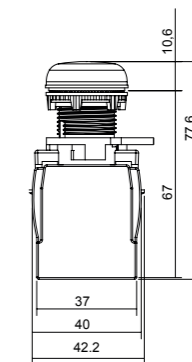
MULTIVOLTAGE



COLOUR

DIMENSIONS

- 01  RED
- 02  GREEN
- 03  YELLOW
- 04  BLUE
- 05  WHITE



24V TO 240V AC/DC


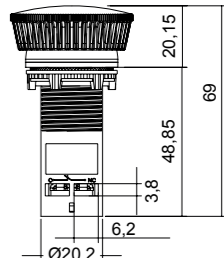
TECHNICAL SPECIFICATIONS

LED HOLDER

PRODUCT	22.5 mm Indicators
RATED VOLTAGE	12V AC/DC
	24V AC/DC
	30V AC/DC
	48V AC/DC
	64V AC/DC
	110V AC, 110V DC
	240V AC, 220V DC
Operating Voltage	-20% to +10% of rated voltage
Type of LED	Side View SMD LED's
Available Colours	Red/Green/Yellow/Amber/Blue/White/Clear
Life	0.1 million burning hour
Operating Frequency	50 / 60 Hz
Operating Temperature	-25°C to 65°C
Storage Temperature	-30°C to 70°C
Wire Termination Capacity	0.5mm ² , 1.5 - 2.5 mm ²
Terminal Torque	0.8 Nm
LVGP	Available
Surge Test	2kV
HV test for 60 sec.	1.5kV
Degree of Protection	Above panel: IP65 For terminals: IP20
International Approvals	CE, UL


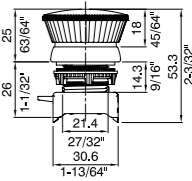
TWIST TO RELEASE

CONTACTS INTEGRATED

COLOUR	CONTACTS	DIMENSIONS
 RED	INC 2 INO+1NC 3 2NC 6	


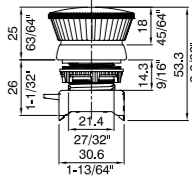



MODULAR

COLOUR	DIMENSIONS
 RED	



MODULAR VISION

COLOUR	DIMENSIONS
 RED	





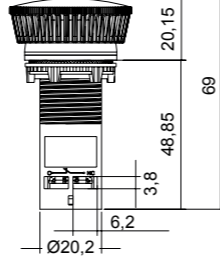


EMERGENCY STOP

PUSH PULL

MOMENTARY


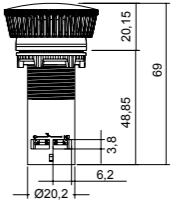





CONTACTS INTEGRATED

COLOUR	CONTACTS	DIMENSIONS
 RED	1NC  2	
	1NO+1NC  3	
	2NC  6	


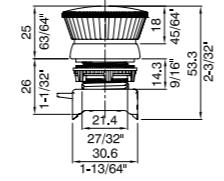


CONTACTS INTEGRATED

COLOUR	CONTACTS	DIMENSIONS
01  RED	1NC	
02  GREEN	1NO+1NC	
03  YELLOW	2NC	
06  BLACK	2	


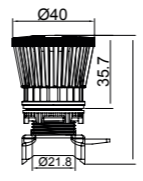


MODULAR

COLOUR	DIMENSIONS
 RED	


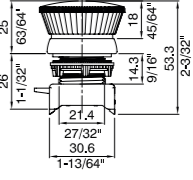






MODULAR VISION

COLOUR	DIMENSIONS
 RED	



MODULAR


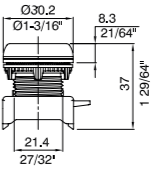




COLOUR	DIMENSIONS
01  RED	
02  GREEN	
03  YELLOW	
06  BLACK	



PUSH BUTTON



FLUSH MODULAR

COLOUR	DIMENSIONS
01  RED	
02  GREEN	
03  YELLOW	
04  BLUE	
05  WHITE	


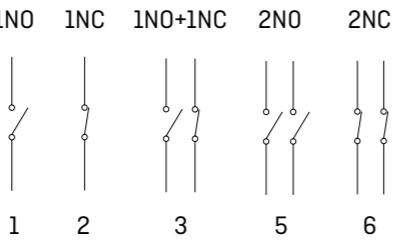
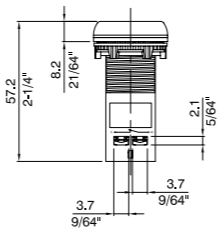





UNLIGHTED




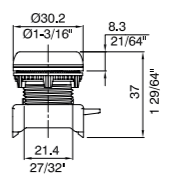





UNLIGHTED



FLUSH CONTACTS INTEGRATED

COLOUR	CONTACTS	DIMENSIONS
01  RED	<p>1NO 1NC 1NO+1NC 2NO 2NC</p>  <p>1 2 3 5 6</p>	
02  GREEN		
03  YELLOW		
04  BLUE		
05  WHITE		
06  BLACK		

FLUSH MODULAR

COLOR	DIMENSIONS
01  RED	
02  GREEN	
03  YELLOW	
04  BLUE	
05  WHITE	
06  BLACK	


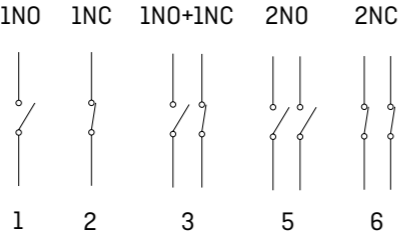
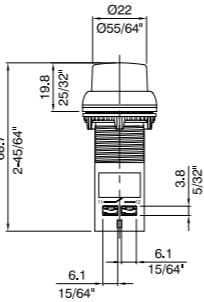





UNLIGHTED




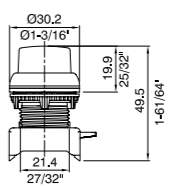





UNLIGHTED



EXTENDED CONTACTS INTEGRATED

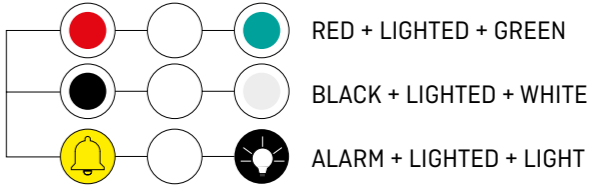
COLOUR	CONTACTS	DIMENSIONS
01  RED		
02  GREEN		
03  YELLOW		
04  BLUE		
05  WHITE		
06  BLACK		

EXTENDED MODULAR

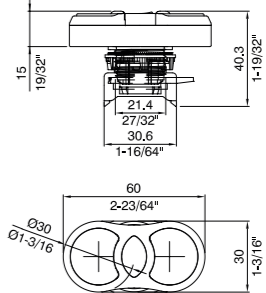
COLOR	DIMENSIONS
01  RED	
02  GREEN	
03  YELLOW	
04  BLUE	
05  WHITE	
06  BLACK	

LIGHTED

DESCRIPTION

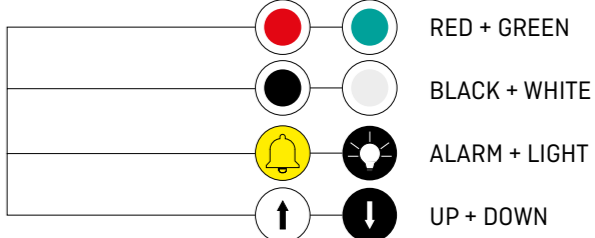


DIMENSIONS


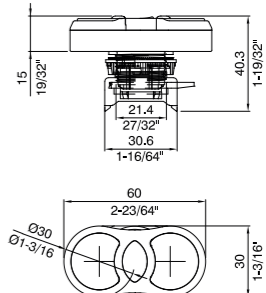


UNLIGHTED

DESCRIPTION

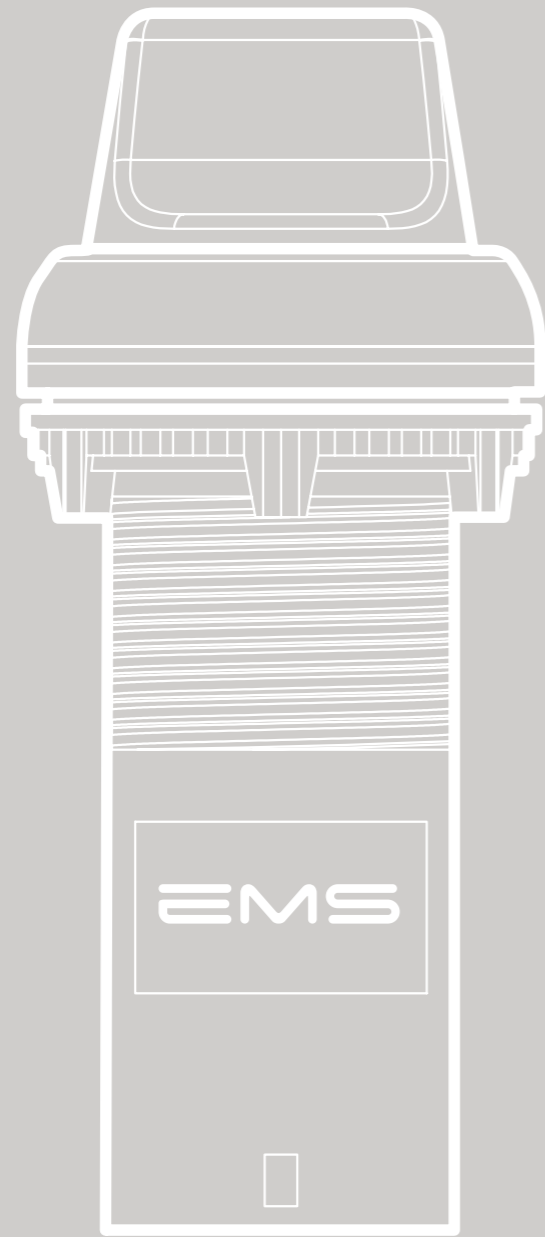


DIMENSIONS



MULTI-FUNCTION


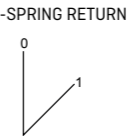
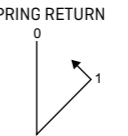
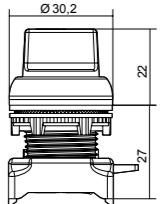



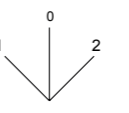
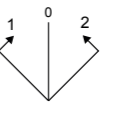

LIGHTED



KNOB SELECTOR



MODULAR

COLOUR	DESCRIPTION	DIMENSIONS
01  RED	NON-SPRING RETURN  SPRING RETURN 	
02  GREEN		
03  YELLOW		
04  BLUE	NON-SPRING RETURN  SPRING RETURN 	
05  WHITE		

UNLIGHTED



CONTACTS INTEGRATED


CONTACTS	DESCRIPTION	DIMENSIONS				
<p>1NO 1NC 1NO+1NC 1NC+1NO 2NO 2NC</p> <p>1 2 3 4 5 6</p>	<table border="1"> <tr> <td>NON-SPRING RETURN</td> <td>SPRING RETURN</td> </tr> <tr> <td>NON-SPRING RETURN</td> <td>SPRING RETURN</td> </tr> </table>	NON-SPRING RETURN	SPRING RETURN	NON-SPRING RETURN	SPRING RETURN	
NON-SPRING RETURN	SPRING RETURN					
NON-SPRING RETURN	SPRING RETURN					

UNLIGHTED



MODULAR

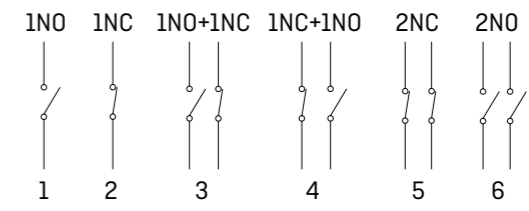
COLOUR	DESCRIPTION	DIMENSIONS						
<p>01 RED</p> <p>02 GREEN</p> <p>05 WHITE</p> <p>06 BLACK</p>	<table border="1"> <tr> <td>NON-SPRING RETURN 30°</td> <td>SPRING RETURN 30°</td> </tr> <tr> <td>NON-SPRING RETURN</td> <td>SPRING RETURN</td> </tr> <tr> <td>SPRING RETURN LEFT HAND</td> <td>SPRING RETURN RIGHT HAND</td> </tr> </table>	NON-SPRING RETURN 30°	SPRING RETURN 30°	NON-SPRING RETURN	SPRING RETURN	SPRING RETURN LEFT HAND	SPRING RETURN RIGHT HAND	
NON-SPRING RETURN 30°	SPRING RETURN 30°							
NON-SPRING RETURN	SPRING RETURN							
SPRING RETURN LEFT HAND	SPRING RETURN RIGHT HAND							



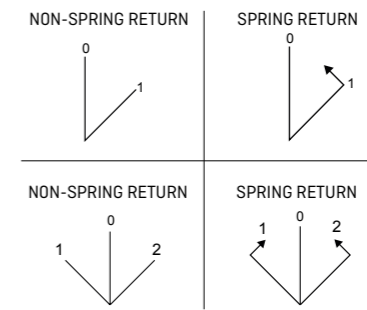
KEY SELECTOR



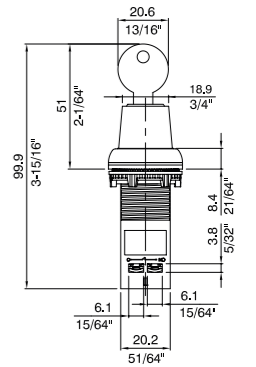
CONTACTS INTEGRATED



DESCRIPTION

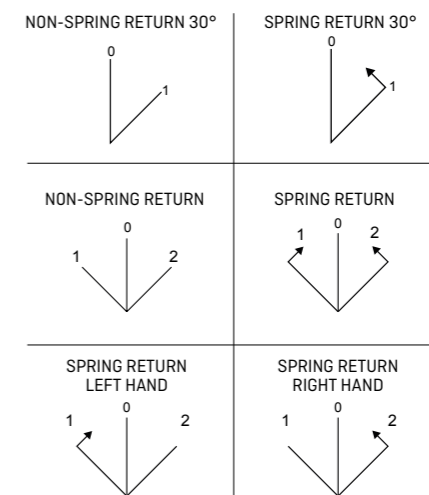


DIMENSIONS

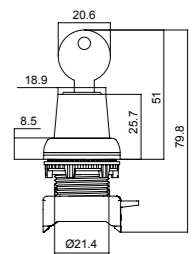


MODULAR

DESCRIPTION



DIMENSIONS




TECHNICAL SPECIFICATIONS

INTEGRAL CONTACTS

UTILIZATION CATEGORY	SUPPLY	IEC - 60947-5-1U	L-508I	TH/THERMAL CURRENT
	AC	AC-15	A600	10A
	DC	DC-13	P300	
Contact	NO and NC			
Rated Voltage	230V AC	120V AC	24V AC	
Rated Current	6 A	6 A	1.5 A	
Frequency	50-60 Hz			
Electrical Life for Contact	0.5 million Cycle			
HV Test for 60 Sec	2.5KV (All Terminals Shorted Together)			
Rated insulation Voltage	600 VAC			
Terminals	Suitable for flexible or solid conductors from 2x1 mm ² to 2x2.5 mm ²			
Current Carrying Material	Brass			
Contact Type	Make & Break			
Contact Material	AgNi			
Insulation Resistance at 500 VDC	50 M Ω			
Operating Torque	0.8 Nm			
Contact Resistance	20 M Ω			
MV drop at 16 A DC	200 MV			
Type	Non Illuminated			
Function	Push, Push - Push, Push turn, Selector			
Colour	Red / Green / Black / Yellow / White / Blue / Amber			

Disposition of Contact





BUZZER & POTENTIOMETER

BUZZER



VOLTAGE	DIMENSIONS
12V AC/DC	
24V AC/DC	
30V AC/DC	
48V AC/DC	
64V AC/DC	
110V AC	
240V AC	

80dB

POTENTIOMETER



VOLTAGE	RESISTANCE	DIMENSIONS
24V AC/DC	1KΩ	
110V AC/DC	2KΩ	
220V AC	5KΩ	
	10KΩ	

TECHNICAL SPECIFICATIONS

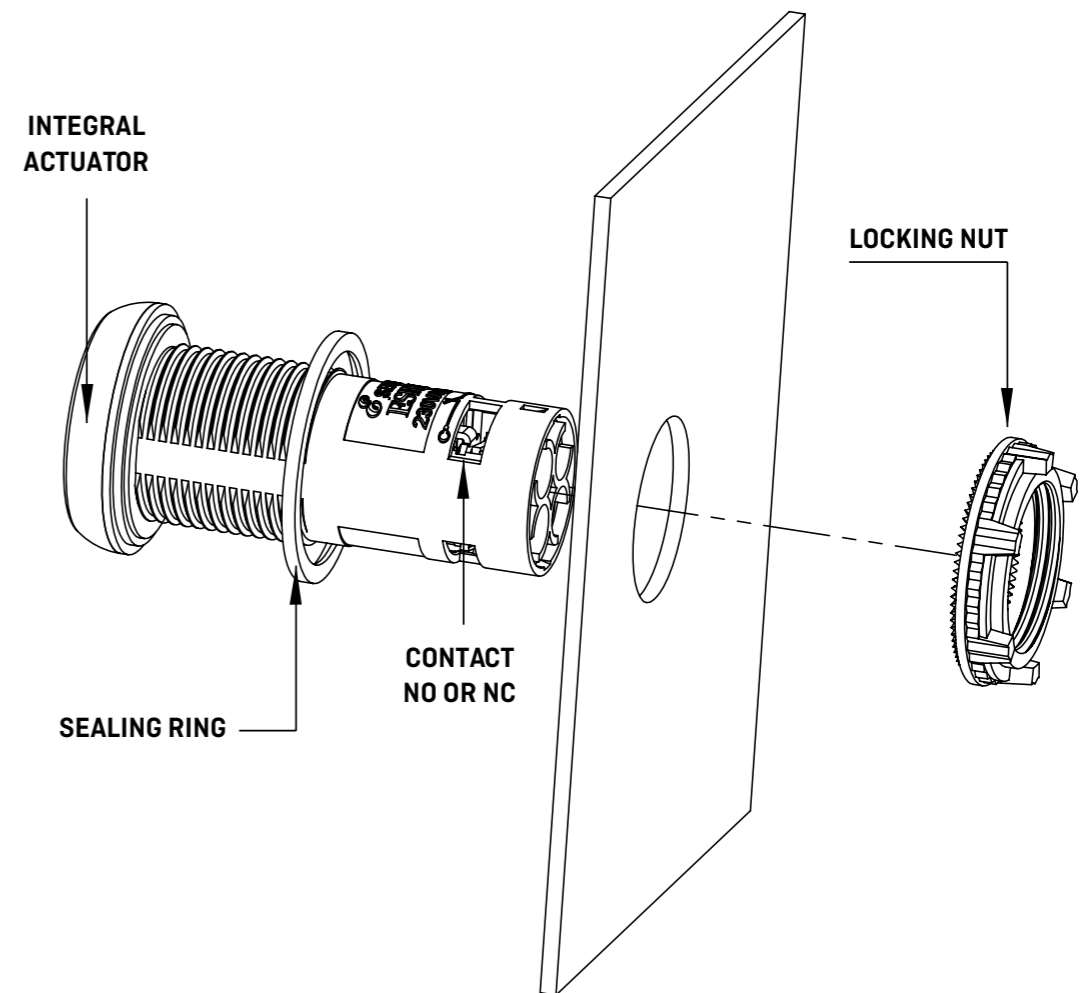
BUZZER



PRODUCT	22.5 mm
RATED VOLTAGE	12V AC/DC
	24V AC/DC
	30V AC/DC
	48V AC/DC
	64V AC/DC
	110V AC, 110V DC
	240V AC, 220V DC
	415V AC
Operating Voltage	-20% to +10% of rated voltage
Available Colours	Red/Green/Yellow/Amber/Blue/White/Clear
Life	0.1 million burning hour
Operating Frequency	50 / 60 Hz
Operating Temperature	-25°C to 65°C
Storage Temperature	-30°C to 70°C
Wire Termination Capacity	0.5mm ² , 1.5 - 2.5 mm ²
Terminal Torque	0.8 Nm
LVGP	Available
Surge Test	2kV
HV test for 60 sec.	1.5kV
Degree of Protection	Above panel: IP65 For terminals: IP20
International Approvals	CE, UL

POTENTIOMETER

Resistance (Ω)	1KΩ
	2KΩ
	5KΩ
	10KΩ
Rated Power	Linner 1,5W (70°C)
Protection degree	IP20
Isolation resistance	min. 10MΩ (500VDC)
Ambient temperature	-5°C a +40°C
Resisitive element	sermet
Turning range	270°±15°C
Tolerance	±10%
Thermal coefficient	%100ppm/°C
Dielectric strenght	±1750Vrms
Cimaticcategory	55/125/56
Maximum operating voltage (V)	38,70V
	86,60V
	122,50V
Maximum brush current (A)	38,70mA
	17,30mA
	12,20mA

**EXPLODED VIEW OF
INTEGRAL ACTUATOR**





CONTACTS & LED LIGHT



SCREW TERMINALS

NCELEMENT

COLOUR	CONTACT	DIMENSIONS
RED	INC 	

NOELEMENT

COLOUR	CONTACT	DIMENSIONS
GREEN	INO 	

LED ELEMENT



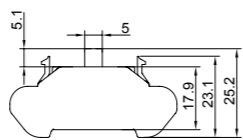
COLOUR	VOLTAGE	DIMENSIONS
01 RED	 24V AC/DC 110V AC 240V AC	
02 GREEN		
03 YELLOW		
04 BLUE		
05 WHITE		

SPRING CLAMP TERMINALS

PCB BONDING TERMINALS



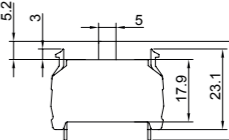


NC ELEMENT

COLOUR	CONTACT	DIMENSIONS
 RED	INC 	



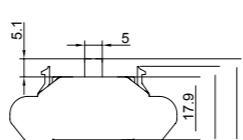


NC ELEMENT

COLOUR	CONTACT	DIMENSIONS
 RED	INC 	



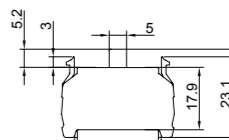


NO ELEMENT

COLOUR	CONTACT	DIMENSIONS
 GREEN	INO 	



NO ELEMENT

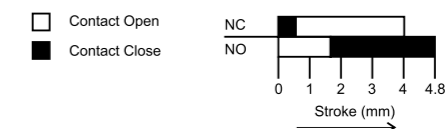
COLOUR	CONTACT	DIMENSIONS
 GREEN	INO 	

TECHNICAL SPECIFICATIONS

CONTACT ELEMENTS

UTILIZATION CATEGORY	SUPPLY	IEC - 60947-5-1U	L-508I	TH/THERMAL CURRENT
	AC	AC-15	A600	10A
	DC	DC-13	P300	
Contact	NO and NC			
Rated Voltage	230V AC	120V AC	24V AC	
Rated Current	6 A	6 A	1.5 A	
Frequency	50-60 Hz			
Electrical Life for Contact	0.5 million Cycle			
HV Test for 60 Sec	2.5KV (All Terminals Shorted Together)			
Rated insulation Voltage	600 VAC			
Terminals	Suitable for flexible or solid conductors from 2x1 mm ² to 2x2.5 mm ²			
Current Carrying Material	Brass			
Contact Type	Make & Break			
Contact Material	AgNi			
Insulation Resistance at 500 VDC	50 M Ω			
Operating Torque	0.8 Nm			
Contact Resistance	20 M Ω			
MV drop at 16 A DC	200 MV			
Type	Non Illuminated / Illuminated			
Function	Push, Push - Push, Push turn, Selector			
Colour	Red / Green / Black / Yellow / White / Blue / Orange			

Disposition of Contact



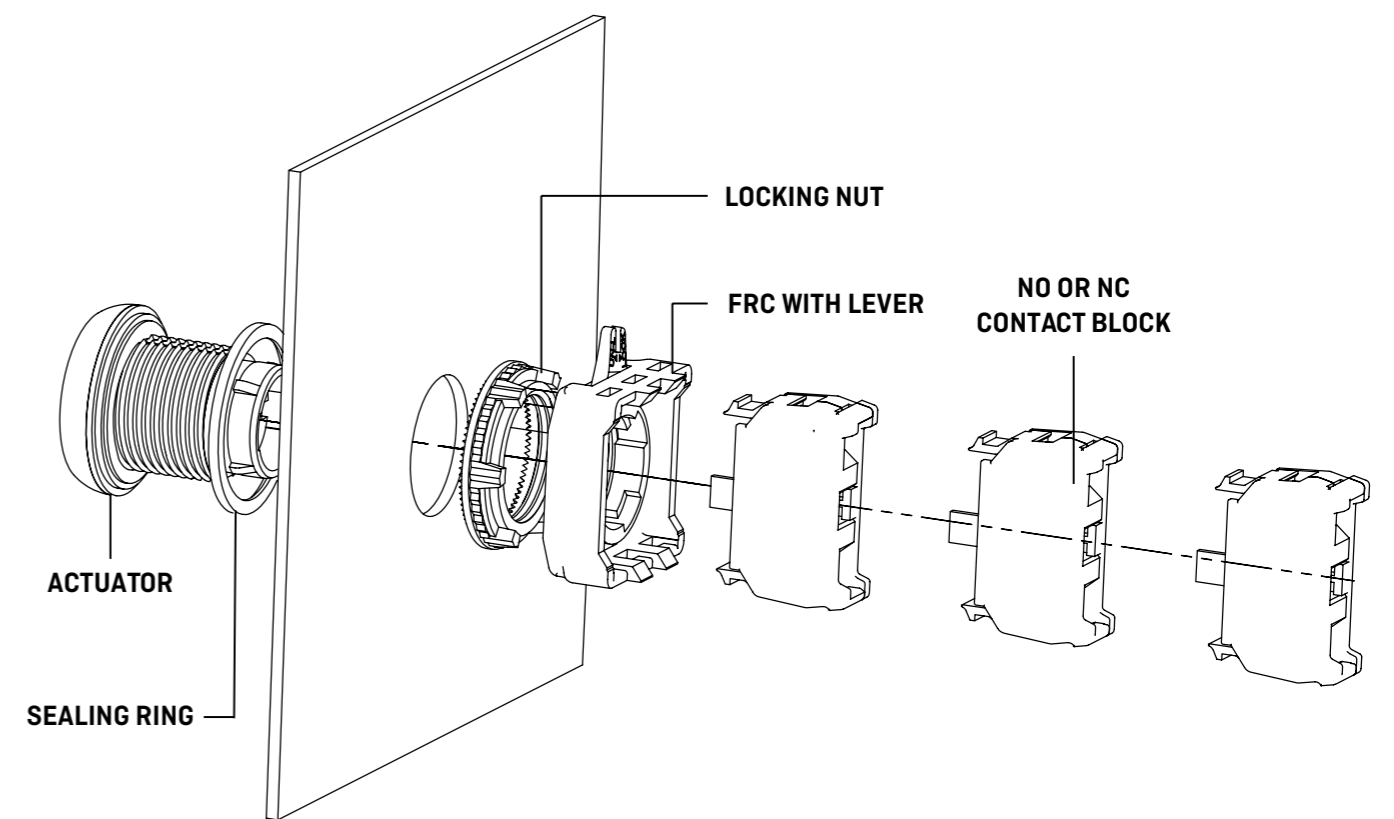
ENVIRONMENTAL RATING

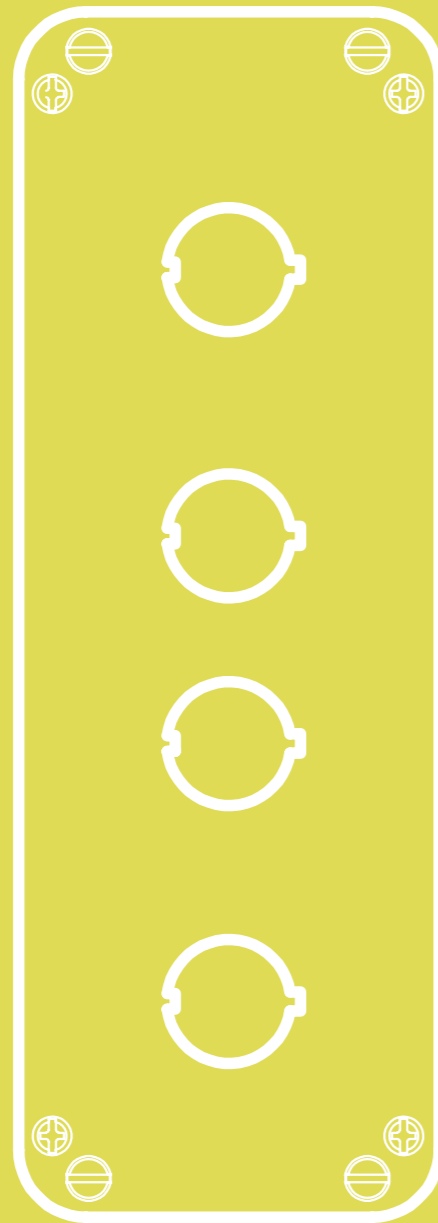
Operating Temperature	-25°C to 65°C
Storage Temperature	-30°C to 70°C
IP Rating	P65 above panel (As per IEC/EN -60529) & IP20 for Terminals NEMA 1,2,3,4,4X class 12 & 13
RoHS Compliance	Yes

MECHANICAL LIFE FOR ACTUATORS

Momentary (Push Button with Push Function)	1 million Operation
Emergency Stop (Turn to Release)	0.1 million Operation
Emergency Stop (Push Pull Type)	0.5 million Operation
Selector	0.5 million Operation

**EXPLODED VIEW OF
GEN NEXT MODULAR ACTUATOR**

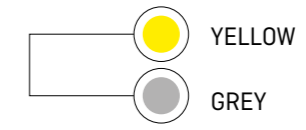




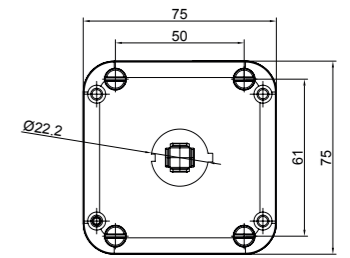
BOXES



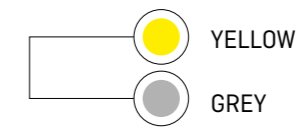
COLOUR



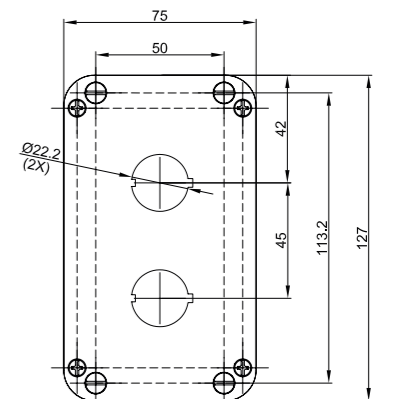
DIMENSIONS



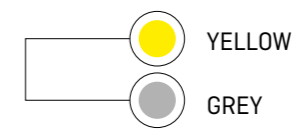
COLOUR



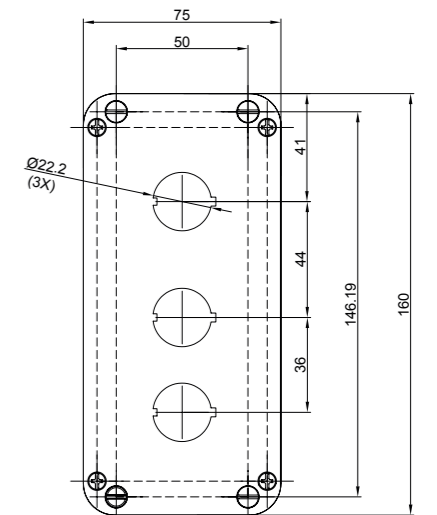
DIMENSIONS



COLOUR

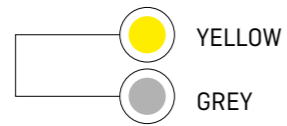


DIMENSIONS

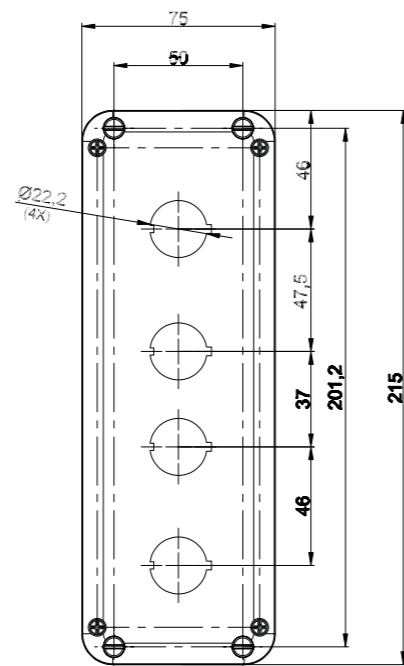




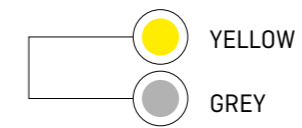
COLOUR



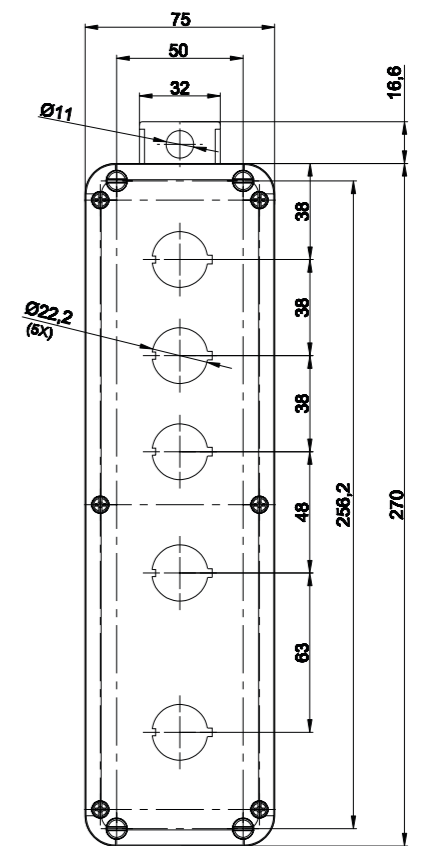
DIMENSIONS








COLOUR








DIMENSIONS








5 LUMEN

LED INDICATOR	EMS CODE	DESCRIPTION
	ML01112	12V AC/DC
	ML01124	24V AC/DC
	ML01148	48V AC/DC
	ML01110AC	110V AC
	ML01110DC	110V DC
	ML011240AC	240V AC
	ML011220DC	220V DC
	ML02112	12V AC/DC
	ML02124	24V AC/DC
	ML02148	48V AC/DC
	ML02110AC	110V AC
	ML02110DC	110V DC
	ML021240AC	240V AC
	ML021220DC	220V DC
	ML03112	12V AC/DC
	ML03124	24V AC/DC
	ML03148	48V AC/DC
	ML03110AC	110V AC
	ML03110DC	110V DC
	ML031240AC	240V AC
	ML031220DC	220V DC
	ML04112	12V AC/DC
	ML04124	24V AC/DC
	ML04148	48V AC/DC
	ML04110AC	110V AC
	ML04110DC	110V DC
	ML041240AC	240V AC
	ML041220DC	220V DC
	ML05112	12V AC/DC
	ML05124	24V AC/DC
	ML05148	48V AC/DC
	ML05110AC	110V AC
	ML05110DC	110V DC
	ML051240AC	240V AC
	ML051220DC	220V DC






20 LUMEN

LED INDICATOR	EMS CODE	DESCRIPTION
	ML01124L20	20 Lumen 24V AC/DC
	ML01148L20	20 Lumen 48V AC/DC
	ML011110ACL20	20 Lumen 110V AC
	ML01110DCL20	20 Lumen 110V DC
	ML011240ACL20	20 Lumen 240V AC
	ML011220DCL20	20 Lumen 220V DC
	ML02124L20	20 Lumen 24V AC/DC
	ML02148L20	20 Lumen 48V AC/DC
	ML021110ACL20	20 Lumen 110V AC
	ML02110DCL20	20 Lumen 110V DC
	ML021240ACL20	20 Lumen 240V AC
	ML021220DCL20	20 Lumen 220V DC
	ML03124L20	20 Lumen 24V AC/DC
	ML03148L20	20 Lumen 48V AC/DC
	ML031110ACL20	20 Lumen 110V AC
	ML03110DCL20	20 Lumen 110V DC
	ML031240ACL20	20 Lumen 240V AC
	ML031220DCL20	20 Lumen 220V DC
	ML04124L20	20 Lumen 24V AC/DC
	ML04148L20	20 Lumen 48V AC/DC
	ML041110ACL20	20 Lumen 110V AC
	ML04110DCL20	20 Lumen 110V DC
	ML041240ACL20	20 Lumen 240V AC
	ML041220DCL20	20 Lumen 220V DC
	ML05124L20	20 Lumen 24V AC/DC
	ML05148L20	20 Lumen 48V AC/DC
	ML051110ACL20	20 Lumen 110V AC
	ML05110DCL20	20 Lumen 110V DC
	ML051240ACL20	20 Lumen 240V AC
	ML051220DCL20	20 Lumen 220V DC






10 LUMEN INTERMITTENT

LED INDICATOR	EMS CODE	DESCRIPTION
	ML01124L10	10 Lumen 24V AC/DC
	ML01148L10	10 Lumen 48V AC/DC
	ML011110ACL10	10 Lumen 110V AC
	ML01110DCL10	10 Lumen 110V DC
	ML011240ACL10	10 Lumen 240V AC
	ML011220DCL10	10 Lumen 220V DC
	ML02124L10	10 Lumen 24V AC/DC
	ML02148L10	10 Lumen 48V AC/DC
	ML021110ACL10	10 Lumen 110V AC
	ML02110DCL10	10 Lumen 110V DC
	ML021240ACL10	10 Lumen 240V AC
	ML021220DCL10	10 Lumen 220V DC
	ML03124L10	10 Lumen 24V AC/DC
	ML03148L10	10 Lumen 48V AC/DC
	ML031110ACL10	10 Lumen 110V AC
	ML03110DCL10	10 Lumen 110V DC
	ML031240ACL10	10 Lumen 240V AC
	ML031220DCL10	10 Lumen 220V DC
	ML04124L10	10 Lumen 24V AC/DC
	ML04148L10	10 Lumen 48V AC/DC
	ML041110ACL10	10 Lumen 110V AC
	ML04110DCL10	10 Lumen 110V DC
	ML041240ACL10	10 Lumen 240V AC
	ML041220DCL10	10 Lumen 220V DC
	ML05124L10	10 Lumen 24V AC/DC
	ML05148L10	10 Lumen 48V AC/DC
	ML051110ACL10	10 Lumen 110V AC
	ML05110DCL10	10 Lumen 110V DC
	ML051240ACL10	10 Lumen 240V AC
	ML051220DCL10	10 Lumen 220V DC






MULTIVOLTAGE

LED INDICATOR	EMS CODE	DESCRIPTION
	ML0124240	Universal Led Indicator 24V to 240VAC/DC
	ML0224240	Universal Led Indicator 24V to 240VAC/DC
	ML0324240	Universal Led Indicator 24V to 240VAC/DC
	ML0424240	Universal Led Indicator 24V to 240VAC/DC
	ML0524240	Universal Led Indicator 24V to 240VAC/DC

















EMERGENCY STOP TWIST TO RELEASE

COLOUR	EMS CODE	DESCRIPTION
	ME012R0	Blank Integral NC
	ME013R0	Blank Integral 1NO+1NC
	ME016R0	Blank Integral 2NC
	OE01RB0	Blank Modular
	OE01RV0	Vision Modular






EMERGENCY STOP PUSH PULL

COLOUR	EMS CODE	DESCRIPTION
	ME012P0	Blank Integral NC
	ME013P0	Blank Integral 1NO+1NC
	ME016P0	Blank Integral 2NC
	OE01PB0	Blank Modular
	OE01PV0	Vision Modular































EMERGENCY STOP MOMENTARY







COLOUR	EMS CODE	DESCRIPTION
	ME012M0	Integral 1NC
	ME022M0	Integral 1NC
	ME032M0	Integral 1NC
	ME062M0	Integral 1NC
	ME013M0	Integral 1NO+1NC
	ME023M0	Integral 1NO+1NC
	ME033M0	Integral 1NO+1NC
	ME063M0	Integral 1NO+1NC
	ME016M0	Integral 2NC
	ME026M0	Integral 2NC
	ME036M0	Integral 2NC
	ME066M0	Integral 2NC
	OE01MB0	Modular
	OE02MB0	Modular
	OE03MB0	Modular
	OE06MB0	Modular

FLUSH PUSH BUTTON LIGHTED





























COLOR	EMS CODE	DESCRIPTION
	OPFB0101	Illuminated Flush Modular
	OPFB0201	Illuminated Flush Modular
	OPFB0301	Illuminated Flush Modular
	OPFB0401	Illuminated Flush Modular
	OPFB0501	Illuminated Flush Modular







FLUSH PUSH BUTTON UNLIGHTED

COLOR	EMS CODE	DESCRIPTION
	MPFB0110	Flush Integral 1NO
	MPFB0210	Flush Integral 1NO
	MPFB0310	Flush Integral 1NO
	MPFB0410	Flush Integral 1NO
	MPFB0510	Flush Integral 1NO
	MPFB0610	Flush Integral 1NO
	MPFB0120	Flush Integral 1NC
	MPFB0220	Flush Integral 1NC
	MPFB0320	Flush Integral 1NC
	MPFB0420	Flush Integral 1NC
	MPFB0520	Flush Integral 1NC
	MPFB0620	Flush Integral 1NC
	MPFB0130	Flush Integral 1NO+1NC
	MPFB0230	Flush Integral 1NO+1NC
	MPFB0330	Flush Integral 1NO+1NC
	MPFB0430	Flush Integral 1NO+1NC
	MPFB0530	Flush Integral 1NO+1NC
	MPFB0630	Flush Integral 1NO+1NC
	MPFB0150	Flush Integral 2NO
	MPFB0250	Flush Integral 2NO
	MPFB0350	Flush Integral 2NO
	MPFB0450	Flush Integral 2NO
	MPFB0550	Flush Integral 2NO
	MPFB0650	Flush Integral 2NO
	MPFB0160	Flush Integral 2NC
	MPFB0260	Flush Integral 2NC
	MPFB0360	Flush Integral 2NC
	MPFB0460	Flush Integral 2NC
	MPFB0560	Flush Integral 2NC
	MPFB0660	Flush Integral 2NC

	OPFB0100	Flush Modular
	OPFB0200	Flush Modular
	OPFB0300	Flush Modular
	OPFB0400	Flush Modular
	OPFB0500	Flush Modular
	OPFB0600	Flush Modular

PUSH BUTTON UNLIGHTED EXTENDED HEAD

COLOUR	EMS CODE	DESCRIPTION
	MPEB0110	Extended Head Integral 1NO
	MPEB0210	Extended Head Integral 1NO
	MPEB0310	Extended Head Integral 1NO
	MPEB0410	Extended Head Integral 1NO
	MPEB0510	Extended Head Integral 1NO
	MPEB0610	Extended Head Integral 1NO
	MPEB0120	Extended Head Integral 1NC
	MPEB0220	Extended Head Integral 1NC
	MPEB0320	Extended Head Integral 1NC
	MPEB0420	Extended Head Integral 1NC
	MPEB0520	Extended Head Integral 1NC
	MPEB0620	Extended Head Integral 1NC
	MPEB0130	Extended Head Integral 1NO+1NC
	MPEB0230	Extended Head Integral 1NO+1NC
	MPEB0330	Extended Head Integral 1NO+1NC
	MPEB0430	Extended Head Integral 1NO+1NC
	MPEB0530	Extended Head Integral 1NO+1NC
	MPEB0630	Extended Head Integral 1NO+1NC
	MPEB0150	Extended Head Integral 2NO
	MPEB0250	Extended Head Integral 2NO
	MPEB0350	Extended Head Integral 2NO
	MPEB0450	Extended Head Integral 2NO
	MPEB0550	Extended Head Integral 2NO
	MPEB0650	Extended Head Integral 2NO
	MPEB0160	Extended Head Integral 2NC
	MPEB0260	Extended Head Integral 2NC
	MPEB0360	Extended Head Integral 2NC
	MPEB0460	Extended Head Integral 2NC
	MPEB0560	Extended Head Integral 2NC
	MPEB0660	Extended Head Integral 2NC

	OPPB0100	Modular Flush PushButton
	OPPB0200	Modular Flush PushButton
	OPPB0300	Modular Flush PushButton
	OPPB0400	Modular Flush PushButton
	OPPB0500	Modular Flush PushButton
	OPPB0600	Modular Flush PushButton

MULTIFUNCTION

EMS CODE	DESCRIPTION
OMB121	Lighted Dual Push Buttons Red + Green + Light
OMB561	Lighted Dual Push Buttons Black + White + Light
OMB36AH1	Lighted Dual Push Buttons Light + Alarm+Light
OMB120	Unlighted Dual Push Buttons Red + Green
OMB560	Unlighted Dual Push Buttons Black + White
OMB36AH0	Unlighted Dual Push Buttons Light + Alarm
OMB56UD0	Unlighted Dual Push Buttons Up + Down

KNOB SELECTOR LIGHTED MODULAR

COLOUR	EMS CODE	DESCRIPTION
●	OSB05A1	Selector Switch, Short Handle (2 POS. NSR)
●	OSB01A1	Selector Switch, Short Handle (2 POS. NSR)
●	OSB02A1	Selector Switch, Short Handle (2 POS. NSR)
●	OSB05B1	Selector Switch, Short Handle (2 POS. SR)
●	OSB02B1	Selector Switch, Short Handle (2 POS. SR)
●	OSB05D1	Selector Switch, Short Handle (3 POS. NSR)
●	OSB01D1	Selector Switch, Short Handle (3 POS. NSR)
●	OSB02D1	Selector Switch, Short Handle (3 POS. NSR)
●	OSB05E1	Selector Switch, Short Handle (3 POS. SR)
●	OSB01E1	Selector Switch, Short Handle (3 POS. SR)
●	OSB02E1	Selector Switch, Short Handle (3 POS. SR)

KNOB SELECTOR UNLIGHTED INTEGRAL

COLOUR	EMS CODE	DESCRIPTION
●	MSB061A0	Selector Switch, Short Handle (2 POS. NSR) 1NO
●	MSB061C0	Selector Switch, Short Handle (2 POS. NSR) 1NO -45+45
●	MSB061B0	Selector Switch, Short Handle (2 POS. SR) 1NO
●	MSB062A0	Selector Switch, Short Handle (2 POS. NSR) 1NC
●	MSB062C0	Selector Switch, Short Handle (2 POS. NSR) 1NC, -45+45
●	MSB062B0	Selector Switch, Short Handle (2 POS. SR) 1NC
●	MSB063A0	Selector Switch, Short Handle (2 POS. NSR) 1NO + 1NC
●	MSB063C0	Selector Switch, Short Handle (2 POS. NSR) 1NO + 1NC
●	MSB063B0	Selector Switch, Short Handle (2 POS. SR) 1NO + 1NC
●	MSB065A0	Selector Switch, Short Handle (2 POS. NSR) 2NO
●	MSB065C0	Selector Switch, Short Handle (2 POS. NSR) 2NO
●	MSB065B0	Selector Switch, Short Handle (2 POS. SR) 2NO
●	MSB066A0	Selector Switch, Short Handle (2 POS. NSR) 2NC
●	MSB066C0	Selector Switch, Short Handle (2 POS. NSR) 2NC
●	MSB066B0	Selector Switch, Short Handle (2 POS. NSR) 2NC
●	MSB063D0	Selector Switch, Short Handle (2 POS. NSR) 1NO + 1NC (1NO LEFT)
●	MSB063E0	Selector Switch, Short Handle (2 POS. SR) 1NO + 1NC (1NO LEFT)
●	MSB064D0	Selector Switch, Short Handle (2 POS. NSR) 1NC + 1NO (1NO RIGHT)
●	MSB064E0	Selector Switch, Short Handle (2 POS. SR) 1NC + 1NO (1NO RIGHT)
●	MSB065D0	Selector Switch, Short Handle (2 POS. NSR) 2NO
●	MSB065E0	Selector Switch, Short Handle (2 POS. SR) 2NO
●	MSB066D0	Selector Switch, Short Handle (2 POS. NSR) 2NC
●	MSB066E0	Selector Switch, Short Handle (2 POS. SR) 2NC

KNOB SELECTOR UNLIGHTED MODULAR

COLOUR	EMS CODE	DESCRIPTION
●	OSB06B0	Selector Switch, Short Handle (2 POS.SR)
●	OSB05B0	Selector Switch, Short Handle (2 POS.SR)
●	OSB01A0	Selector Switch, Short Handle (2 POS.NSR)
●	OSB06A0	Selector Switch, Short Handle (2 POS.NSR)
●	OSB06C0	Selector Switch, Short Handle (2 POS.NSR)
●	OSB01E0	Selector Switch, Short Handle (3 POS. SR)
●	OSB06E0	Selector Switch, Short Handle (3 POS. SR)
●	OSB05E0	Selector Switch, Short Handle (3 POS. SR)
●	OSB01H0	Selector Switch, Short Handle (3 POS. SR from RIGHT)
●	OSB06H0	Selector Switch, Short Handle (3 POS. SR from RIGHT)
●	OSB05H0	Selector Switch, Short Handle (3 POS. SR from RIGHT)
●	OSB01F0	Selector Switch, Short Handle (3 POS. SR from LEFT)
●	OSB06F0	Selector Switch, Short Handle (3 POS. SR from LEFT)
●	OSB05F0	Selector Switch, Short Handle (3 POS. SR from LEFT)
●	OSB01D0	Selector Switch, Short Handle (3 POS. NSR)
●	OSB06D0	Selector Switch, Short Handle (3 POS. NSR)
●	OSB05D0	Selector Switch, Short Handle (3 POS. NSR)

KEY SELECTOR INTEGRAL

COLOUR	EMS CODE	DESCRIPTION
●	MKB061A0	Key Selector (2 POS. NSR) 1NO
●	MKB061B0	Key Selector (2 POS. SR) 1NO
●	MKB062A0	Key Selector (2 POS. NSR) 1NC
●	MKB062B0	Key Selector (2 POS. SR) 1NC
●	MKB063A0	Key Selector (2 POS. NSR) 1NO+1NC
●	MKB063B0	Key Selector (2 POS. SR) 1NO+1NC
●	MKB065A0	Key Selector (2 POS. NSR) 2NO
●	MKB065B0	Key Selector (2 POS. SR) 2NO
●	MKB066A0	Key Selector (2 POS. NSR) 2NC
●	MKB066B0	Key Selector (2 POS. SR) 2NC
●	MKB063D0	Key Selector (2 POS. NSR) 1NO + 1NC (1NO LEFT)
●	MKB064D0	Key Selector (2 POS. NSR) 1NC+1NO
●	MKB064E0	Key Selector (2 POS. SR) 1NC+1NO
●	MKB065D0	Key Selector (2 POS. NSR) 2NO

KEY SELECTOR MODULAR

EMS CODE	DESCRIPTION
OKB06B0	Selector Key-operated (2 POS. SR)
OKB06B0	Selector Key-operated (2 POS. NSR)
OKB06G0	Selector Key-operated (3 POS. SR from RH)
OKB06F0	Selector Key-operated (3 POS. SR from LH)
OKB06E0	Selector Key-operated (3 POS. SR)
OKB06D0	Selector Key-operated (3 POS. NSR)

BUZZER INTEGRAL

EMS CODE	VOLTAGE
MB03240AC	240VAC
MB03110AC	110VAC
MB0364	64VAC/DC
MB0348	48VAC/DC
MB0330	30VAC/DC
MB0324	24VAC/DC
MB0312	12VAC/DC

POTENTIOMETER

EMS CODE	RESISTANCE
MVM1	1K
MVM2	2K
MVM5	5K
MVM10	10K

SCREW TERMINALS

COLOUR	EMS CODE	DESCRIPTION
●	CNC1	1NC Contact Block Spring Clamp Terminals
●	CN01	1NO Contact Block Spring Clamp Terminals

SCREW TERMINALS LED ELEMENT

COLOUR	EMS CODE	DESCRIPTION
●	LL11240AC	240V AC
●	LL12240AC	240V AC
●	LL13240AC	240V AC
●	LL14240AC	240V AC
●	LL15240AC	240V AC
●	LL11110AC	110V AC
●	LL12110AC	110V AC
●	LL13110AC	110V AC
●	LL14110AC	110V AC
●	LL15110AC	110V AC
●	LL1124	24V AC/DC
●	LL1224	24V AC/DC
●	LL1324	24V AC/DC
●	LL1424	24V AC/DC
●	LL1524	24V AC/DC

SPRING CLAMP TERMINALS

COLOUR	EMS CODE	DESCRIPTION
●	CNC2	1NC Contact Block Screws Terminals
●	CN02	1NO Contact Block Screws Terminals

PCB BONDING TERMINALS

COLOUR	EMS CODE	DESCRIPTION
●	CNC3	1NC Contact Block Screws Terminals
●	CN03	1NO Contact Block Screws Terminals

KIT BOXES

COLOR	EMS CODE	DIAMETER	DESCRIPTION
●	B1A03	22,5	1 Hole (75x75x56,5)
●	B1A09	22,5	1 Hole (75x75x56,5)
●	B2A03	22,5	2 Hole (127x75x56,5)
●	B2A09	22,5	2 Hole (127x75x56,5)
●	B3A03	22,5	3 Hole (160x75x56,5)
●	B3A09	22,5	3 Hole (160x75x56,5)
●	B4A03	22,5	4 Hole (215x75x56,5)
●	B4A09	22,5	4 Hole (215x75x56,5)
●	B5A03	22,5	5 Hole (270x75x56,5)
●	B5A09	22,5	5 Hole (270x75x56,5)



Master North American Distributor



**300 Roundhill Drive Unit 4
 Rockaway, NJ 07866
 Tel: 973-586-2500
 www.norstat.com**