

CEL-FI™

# QUATRA 4000e Fiber Hub

## In-Building Enterprise Cellular System



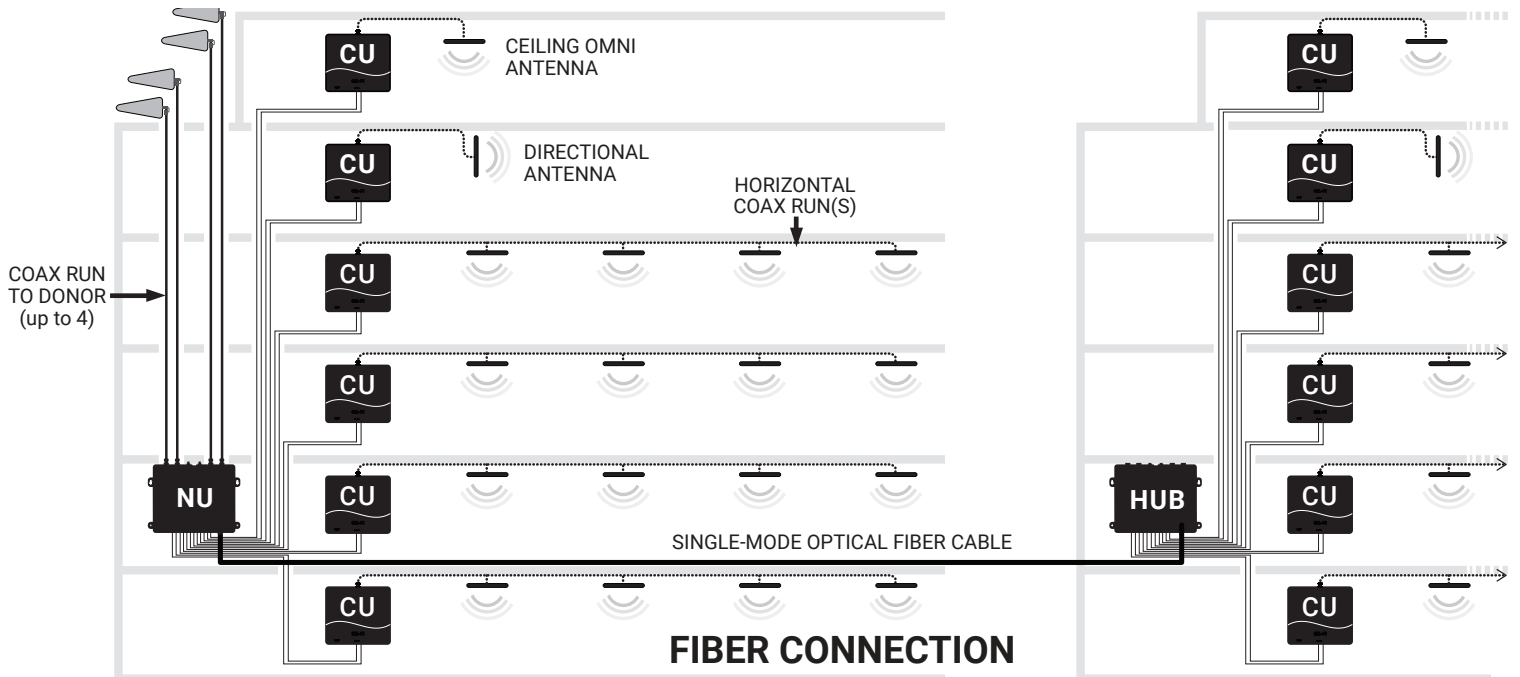
NEXTIVITY  
Smarter by Design

### Leveraging Fiber Connectivity for Enterprise


- Performance Leadership
- Ease of Install
- Leaders in Value
- Fastest Project Timeline
- Carrier Grade Approved

The Cel-Fi QUATRA 4000e Fiber Hub (fHub) expands the Network Unit capacity in QUATRA 4000e deployments from six to up to 12 Coverage Units. The fHub can be installed 2 km (1.2 miles) away from the NU to cover large spaces while maintaining the same signal quality throughout the system.

### Industry-Leading Performance for Tall Structures, Campuses, and Multi-Building Installations



- Multi-carrier Active DAS Hybrid
- Donor Source Over Fiber
- Ofcom and ComReg Approved
- SFP+ Module (not included)



The award-winning, carrier-grade solution.

# A Fiber Expansion Unit for Cel-Fi QUATRA 4000e

The fHub supports up to six Cel-Fi QUATRA 4000e Coverage Units (CUs). The Cel-Fi QUATRA 4000e Network Unit (NU) passes through the donor signal to the fHub via single or multi-mode fiber connection, supporting one NU to one fHub. The Cel-Fi QUATRA 4000e NU must be activated for Fiber via software. The SFP+ port on the NU connects to an aftermarket hot-pluggable SFP+ transceiver. The NU supports up to six CUs. Connected to the fHub, the NU can support an additional six CUs.



**Cel-Fi QUATRA 4000e  
Fiber Hub**  
(Q40-EFNU)

## Hardware:



**Cel-Fi QUATRA 4000e  
Network Unit**  
(Q44-E999CNU)



**Cel-Fi QUATRA 4000e  
Coverage Unit**  
(Q41-EECU)



**Cel-Fi QUATRA 4000  
Range Extender**  
(Q40-OE)

	PRODUCT	BANDS
<b>INTEGRATION MODELS</b>	Cel-Fi QUATRA 4000e	1/3/7/8/20/40

SPECIFICATIONS			
<b>HUB SUPPORT (OPTICAL)</b>	SFP+	Duplex LC Connector	
		1310 nm	
<b>NU FIBER INTERFACE</b>	Optical	8.5%	16-QAM with full RB allocation
		8.5%	E-TM3.1
<b>POWER</b>	Hub Internal Supply	Voltage (VAC)	100–240
		Power - Typical (W)	200
		Power - Max (W)	321.3
<b>SUPPORTED CUS</b>	Coverage Units	Number Supported (Max)	6
		Category Cables per CU	2
		Interface Type	RJ45
<b>USER INTERFACE</b>	Power / Status	LED	RED / GREEN
	CU Link (1-6)	LED	GREEN
	Cellular Modem	LED	OFF (See NU for Status)
	Ethernet	LED	OFF (See NU for Status)
<b>MECHANICAL</b>	Dimensions	L x W x H (mm)	330 x 272 x 85
	Mounting	Weight (kg)	6.5
	Cooling	Wall or Rack	Yes
	Power Supply	Convection	Yes
	Power Switch	Internal with C13 Cord	Yes
<b>ENVIRONMENTAL</b>	Maximum Surface Temperature	On/Off Switch (Housing Mount)	Yes
		Measured at 30°C Ambient	44°C

## Antennas:


### Cel-Fi Blade Antenna

Included with Cel-Fi QUATRA 4000e CU  
(A62-V44-200)



### Cel-Fi LPDA-R High-Gain Directional Antenna

(A62-V44-200)



### Cel-Fi Low-Profile Antenna

(A11-H43-201)



Copyright © 2022 by Nextivity, Inc. U.S. Patents pending. All rights reserved. The Nextivity and Cel-Fi logos are registered trademarks of Nextivity Inc. All other trademarks or registered trademarks listed belong to their respective owners. Designed by Nextivity Inc in California. [brief\\_q4000e-fiber-hub\\_22-0915](#)