

C Series

Ultra High Efficiency Gas Furnaces




 Proudly Made in Canada

Energy Savings and Comfort

Proudly Engineered and Made in Canada for North American Winters

The central heating system of your home needs to be safe, reliable and provide years of comfort and performance for your family. Continental® offers the best in the industry with superior engineering, advanced technology and a passion for customer satisfaction. Our entire gas furnace line, the C92, C95, C96 and C97 Tech Pro Series boast impressive high efficiencies, up to 97% AFUE (Annual Fuel Utilization Efficiency). Our dedication to providing home comfort is the inspiration of this product line, ensuring the most reliable products that are energy efficient and will save you as much on your heating bill as they provide peace of mind.



Vortex™ turbulator inside the heat exchanger increases efficiency by disrupting the natural airflow which extracts the maximum heat from the flue gases.



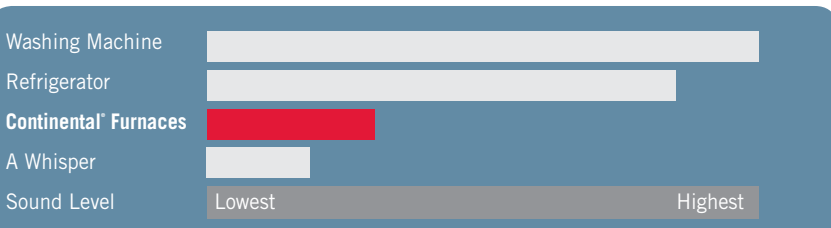
WHISPER QUIET™ Operation Features

Customers indicated that noise level is an important factor in their satisfaction with a furnace, so Continental® furnaces are designed to be “WHISPER QUIET”.

The high efficiency ECM variable speed blower motor with “soft start” gradually increases speed reducing the initial rush of air and noise created by conventional motors.

- Sound absorbing blower compartment
- Sealed burner compartment
- Dynamically balanced blower

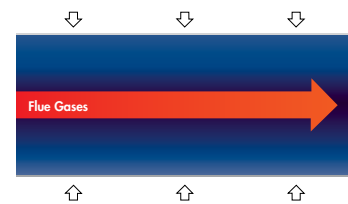
Common Sounds in a Home



Exchanger Comparison

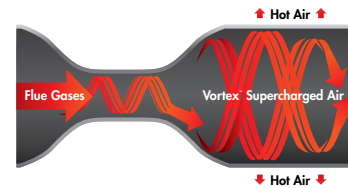
Conventional Heat Exchanger

Hot air radiating 700°F




Patented Vortex™ Technology Heat Exchanger

Hot air radiating 800°F



Installation Options

(C95 & C96 Models)



C97 Series Two-Stage Variable

The Highest Efficiency Two-Stage Furnace On The Market

The C97 Series features a two-stage gas valve and a variable speed energy efficient ECM (Electronically Commutated Motor) blower motor. Continental's two-stage furnace reduces temperature swings within your home, maintaining a more consistent, comfortable temperature. At 97% AFUE, the C97 furnaces will operate on low fire for greater efficiency and comfort for most of the heating season. On colder days, when the first stage cannot satisfy the heating demand, the furnace will (automatically) switch to the second stage, producing more heat to satisfy demand. Ultimately this balancing of the heat production results in quieter operation cycles and less energy being consumed throughout the heating season. An added benefit is increased comfort due to better balanced temperatures in the home.



Features

- The highest efficiency two-stage furnace on the market at 97% AFUE
- 40, 60, 80, 100 and 120,000 BTU models available
- SureView burner system window
- Optional Ultra Violet Light Air Purifier kit for indoor air quality
- Built-in LED service lights for upper and lower cabinet diagnostics
- WHISPER QUIET™ operation with SILENTCORE™ technology, the only four-sided insulated cabinet
- Commercial grade stainless steel primary heat exchangers
- Solid one piece stainless steel outer door
- Sleek European design
- Available in upflow position only
- Manufactured for natural gas
- Propane conversion kit available

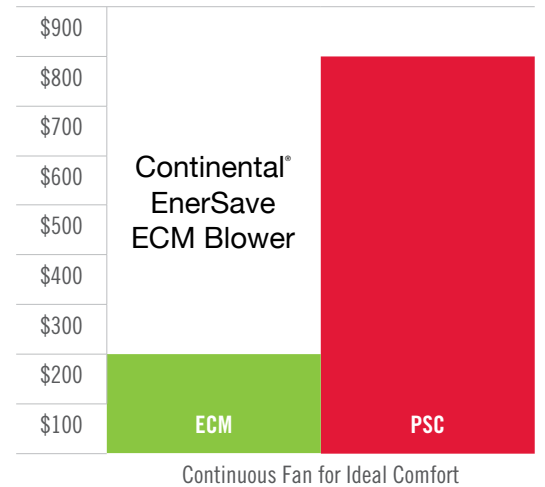


Built-in LED Service Lights



Optional Ultra Violet Light Air Purifier helps kill bacteria

Operating Costs Over One Year



SureView BURNER SYSTEM

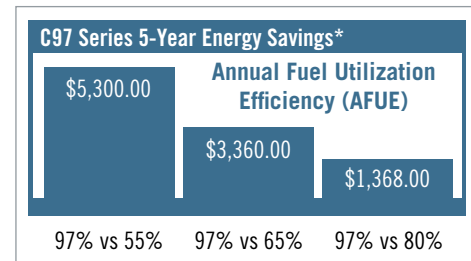
Patented SureView burner system window allows a unique view of the flames in operation, a first in the industry.

Annual Fuel Utilization Efficiency

97% + AFUE translates into significantly lower fuel bills

Higher AFUE = More comfort for every dollar spent. The Annual Fuel Utilization Efficiency (AFUE) measures the amount of fuel converted to space heat in proportion to the amount of fuel entering the furnace. This is commonly expressed as a percentage. AFUE works much like the miles-per-gallon rating on a car - the higher the rating, the lower the fuel costs.

If a furnace is 25 years old or older, chances are that it has a rating of only 55% to 65% AFUE.



C96 Series Two-Stage



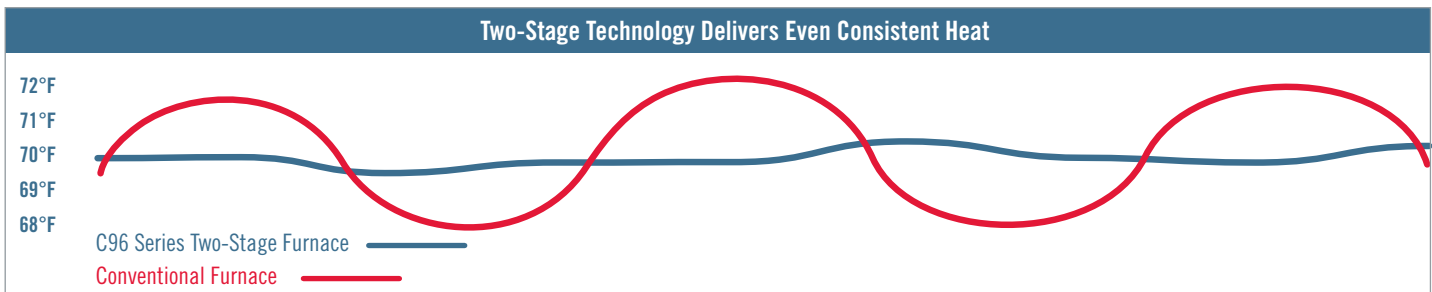

The C96 Series features a two-stage gas valve and fixed or variable speed energy efficient ECM (Electronically Commutated Motor) blower motor. Continental's two-stage furnace reduces temperature swings within your home, maintaining a more consistent, comfortable temperature. At 96% AFUE, the C96 Series furnaces will operate on low fire for greater efficiency and comfort for most of the heating season. On colder days, when the first stage cannot satisfy the heating demand, the furnace will (automatically) switch to the second stage, producing more heat to satisfy demand. Ultimately this balancing of the heat production results in quieter operation cycles and less energy being consumed throughout the heating season. An added benefit is increased comfort due to better balanced temperatures in the home.



Features

- Shortest 96%+ AFUE furnace on the market with 32 7/8" height, offering two cabinet width sizes 17 1/2" and 22 1/2"
- 40, 60, 80, 100 and 120,000 BTU models available
- Multi-position (upflow, horizontal and downflow) for versatile installations
- For use with single or two-stage thermostats
- Two-stage operation ensures optimal efficiency at both first or second stage firing rates

If a furnace is 25 years old or older, chances are that it has a rating of only 55% to 65% AFUE.



Variable Speed (ECM) Technology

ECM=Electronically Commutated Motor

The ECM variable speed blower motor gives you increased comfort by accelerating and decelerating slowly, which eliminates sudden gusts of air. Running your fan continually removes cold spots in your home and gives you ideal comfort.

Continental's EnerSave ECM motor reduces electrical consumption by up to 80% over conventional blower motors*




Exclusive Continental® Features

Easy Installation & Maintenance

- Factory-fired and tested for trouble-free start-ups
- Self-diagnostic integrated furnace (IFC) control is mounted between the blower rails for easy accessibility
- Multiple intake/venting, gas pipe and electrical connection options
- Zero clearance in all positions with no additional kits, provides installation ease in closets and alcoves
- Direct vent (two pipe) and single vent (one pipe) certified with optional concentric venting
- Integrated furnace control board manages all operational functions and accommodates hook-ups for a humidifier, HRV and electronic air cleaner
- Easily installed in all four positions with no additional kits required
- Simple conversion to propane
- Interior condensate trap for left or right drainage options
- Clear condensate collector to view furnace performance

C95 Series Single-Stage

The C95 Series are Single-Stage High Efficiency Gas Furnaces with an ECM X-13 motor. All furnaces are 95% AFUE (Annual Fuel Utilization Efficiency). Today's modern homes are being built with the utmost attention to energy savings. In urban areas, smaller and more efficient furnaces are in demand because with oversized higher efficiency furnaces the efficiency savings are ultimately being wasted and the furnace life shortened. With these trends at an all time high, there is a need for lower BTU furnaces. Continental[®] meets this challenge with models starting at 30,000 BTU's up to 120,000 BTU's, with AFUE's at 95%. With seven models to choose from, there is one perfectly suited for your home.

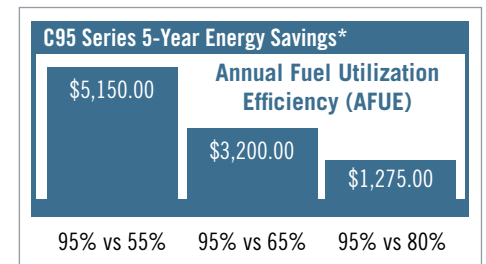


ECM X-13 Motor

- Reduces electrical consumption by up to 80% over conventional blower motors*
- On continuous fan speed, the ECM X-13 motor consumes 60 - 80 watts compared to 400 watts for a conventional motor
- Energy Star rated



If a furnace is 25 years old or older, chances are that it has a rating of only 55% to 65% AFUE.



Annual Fuel Utilization Efficiency

95% AFUE translates into significantly lower fuel bills

Higher AFUE = More comfort for every dollar spent. The Annual Fuel Utilization Efficiency (AFUE) measures the amount of fuel converted to space heat in proportion to the amount of fuel entering the furnace. This is commonly expressed as a percentage. AFUE works much like the miles-per-gallon rating on a car - the higher the rating, the lower the fuel costs.



The C92, C95 and C96 Boast Advanced Technology:

High Efficiency


1. Corrosion Resistant Heavy Gauge Aluminized-Steel Tubular Triple-Pass Heat Exchanger
 - Controlled wrinkle-bend design of heat exchanger creates tubes with consistent thickness and no weak areas
 - The Heat Exchanger is backed by our President's Limited Lifetime and Limited Replacement Guarantee* for your peace of mind
2. Stainless Steel Heat Recovery Coil
 - Extracts the remaining heat from the flue gases once they exit the triple-pass heat exchanger
3. Aluminized Multi-Port in Shot Burners
 - Corrosion resistant burners
 - Perfectly shapes the flame cone for maximum flame efficiency

High Quality Components

4. Self Diagnostic Integrated Furnace Control (IFC)
 - Contains LED service indicator lights to ensure quick and accurate service diagnostics
 - Constantly monitors all safety devices
 - Interfaces with additional home comfort products using simple plug-in connections
 - Mounted between the blower rails for easy accessibility

Designed to be Quiet

5. Durable Sound Reducing Insulated Cabinet
 - Thermally insulated heat exchanger compartment for quiet operation and reduced clearance to combustibles



*See Warranty for details

C92 Series Single-Stage

Industry's first 30,000 BTU furnaces with models up to 120,000 BTU's

Today's modern homes are being built with the utmost attention to energy savings. In urban areas, smaller and more efficient furnaces are in demand because with oversized higher efficiency furnaces the efficiency savings are ultimately being wasted and the furnace life shortened. With these trends at an all time high, there is a need for lower BTU furnaces. Continental® meets this challenge with one of the smallest furnaces and the lowest input of 30,000 BTU's in the industry. Continental's C92 Series high efficiency gas furnaces start at the industry's lowest input of 30,000 BTU's and range up to 120,000 BTU's, with AFUE's (Annual Fuel Utilization Efficiency) up to 94%. These furnaces, with their superior design and engineering, provide reliable, safe and efficient heat for your home. With 10 models to choose from, there is one perfectly suited for your home.

Features

- One of the smallest 92.1% AFUE furnaces on the market with 32 7/8" height and offering four cabinet width sizes: 14 1/2", 17 1/2", 21" and 24 1/2"
- Three positions (upflow, horizontal right and left) for installations
- Zero clearance in all positions, provides installation ease in closets and alcoves
- Vortex™ aluminized, high efficiency triple-pass tubular heat exchanger with wrinkle-bend technology has a large surface area to maximize heat transfer
- Stainless steel secondary heat recovery coil
- Aluminized multi-port in shot burners
- Corrosion resistant burners perfectly shapes the flame cone for maximum flame efficiency

Annual Fuel Utilization Efficiency

92% + AFUE translates into significantly lower fuel bills

Higher AFUE = More comfort for every dollar spent. The Annual Fuel Utilization Efficiency (AFUE) measures the amount of fuel converted to space heat in proportion to the amount of fuel entering the furnace. This is commonly expressed as a percentage. AFUE works much like the miles-per-gallon rating on a car - the higher the rating, the lower the fuel costs.

Multi-Speed (PSC) Technology

PSC= Permanent Split Capacitor

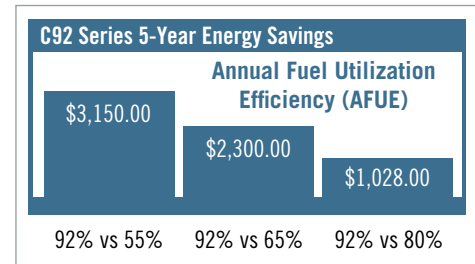
All models in the C92 Series feature a high efficiency multi-speed PSC motor. This blower motor is what achieves a prompt start up for reliable comfort, fast. The blower wheel is dynamically balanced for quiet operation so you can feel the heat without excessive noise levels.



20 YEAR HEAT EXCHANGER LIMITED WARRANTY

10 YEAR PARTS LIMITED WARRANTY

If a furnace is 25 years old or older, chances are that it has a rating of only 55% to 65% AFUE.



Installation Options

(C92 Models)



Upflow



Horizontal left



Horizontal right



		AFUE	Motors	DIMENSIONS			INPUT		OUTPUT		CFM	
				Cabinet width (in)	Cabinet depth (in)	Cabinet height (in)	High fire	Low fire	High fire	Low fire	Max	Min
C97 Series	CTV040T2B	97%	1/2 hp ECM 2.3	17 1/2	29 1/2	32 7/8	40,000	24,000	38,800	23,280	750	600
	CTV060T3B	97.1%	1/2 hp ECM 2.3	17 1/2	29 1/2	32 7/8	60,000	36,000	58,260	34,956	1125	600
	CTV080T3B	97%	1/2 hp ECM 2.3	17 1/2	29 1/2	32 7/8	80,000	48,000	77,600	46,560	1125	800
	CTV080T4B	97%	3/4 hp ECM 2.3	22 1/2	29 1/2	32 7/8	80,000	48,000	77,600	46,560	1500	800
	CTV100T5B	97%	3/4 hp ECM 2.3	22 1/2	29 1/2	32 7/8	100,000	60,000	97,000	58,200	1875	925
	CTV120T5B	97%	1 hp ECM 2.3	22 1/2	29 1/2	32 7/8	120,000	72,000	116,400	69,840	1875	925
C96 Series	CPV040T2B	96%	1/3 hp ECM 2.3	17 1/2	29 1/2	32 7/8	40,000	24,000	38,400	23,040	950	600
	CPV060T3B	96%	1/2 hp ECM 2.3	17 1/2	29 1/2	32 7/8	60,000	36,000	57,600	34,560	1125	600
	CPV080T3B	96%	1/2 hp ECM 2.3	17 1/2	29 1/2	32 7/8	80,000	48,000	76,800	46,080	1125	600
	CPV080T4B	96%	3/4 hp EMC 2.3	22 1/2	29 1/2	32 7/8	80,000	48,000	76,800	46,080	1500	800
	CPV100T5B	96%	3/4 hp ECM 2.3	22 1/2	29 1/2	32 7/8	100,000	60,000	96,000	57,600	1875	750
	CPV120T5B	96%	1 hp ECM 2.3	22 1/2	29 1/2	32 7/8	120,000	72,000	115,200	68,120	1875	750
C95 Series	CPX030S2B	95%	1/3 hp	17 1/2	29 1/2	32 1/2	35,000	-	28,500	-	750	600
	CPX040S2B	95%	1/3 hp ECM X-13	17 1/2	29 1/2	32 7/8	40,000	-	38,000	-	950	600
	CPX060S3B	95%	1/2 hp ECM X-13	17 1/2	29 1/2	32 7/8	60,000	-	57,000	-	1125	600
	CPX080S3B	95%	1/2 hp ECM X-13	17 1/2	29 1/2	32 7/8	80,000	-	76,000	-	1125	600
	CPX80S4B	95%	3/4 hp ECM X-13	22 1/2	29 1/2	32 7/8	80,000	-	76,000	-	1875	750
	CPX100S5B	95%	3/4 hp ECM X-13	22 1/2	29 1/2	32 7/8	100,000	-	95,000	-	1875	750
	CPX120S5B	95%	1 hp ECM X-13	22 1/2	29 1/2	32 7/8	120,000	-	114,000	-	1875	750
C92 Series	CBM030S2A	94%	1 1/2, 2	14 1/2	29 1/2	32 7/8	30,000	-	28,200	-	850	500
	CBM040S2A	92.1%	1 1/2, 2	14 1/2	29 1/2	32 7/8	40,000	-	36,840	-	850	500
	CBM040S3A	92.1%	2,3	17 1/2	29 1/2	32 7/8	40,000	-	36,840	-	1500	925
	CBM060S2A	92.1%	2,3	14 1/2	29 1/2	32 7/8	60,000	-	55,260	-	1500	925
	CBM060S3A	92.1%	2,3	17 1/2	29 1/2	32 7/8	60,000	-	55,260	-	1700	900
	CBM080S3A	92.1%	2,3	17 1/2	29 1/2	32 7/8	80,000	-	72,680	-	1700	900
	CBM080S4A	92.1%	3,4	21	29 1/2	32 7/8	80,000	-	73,680	-	1850	1175
	CBM100S4A	92.1%	3,4	21	29 1/2	32 7/8	100,000	-	92,000	-	2400	1400
	CBM100S5A	92.1%	4,5	24 1/2	29 1/2	32 7/8	100,000	-	92,000	-	2400	1400
CBM120S5A	92.1%	4,5	24 1/2	29 1/2	32 7/8	120,000	-	110,520	-	2400	1400	

	Efficiency (AFUE)	Single Stage	Two-Stage	SureView Window	PSC Motor (CSM Models)	DC X-13 Motor (CPX/CSX Models)	ECM EnerSave 2.3 Motor	Primary Aluminumized Heat Exchanger	Primary Stainless Steel Heat Exchanger	Secondary Stainless Steel Heat Exchanger	LED Cabinet Lights	Optional UV Light Air Purifier	Four-Sided Insulated Cabinet	Made in Canada
C97	97%		✓	✓			✓		✓	✓	✓	✓	✓	✓
C96	96%		✓	✓			✓	✓		✓				✓
C95	95%	✓				✓		✓		✓				✓
C92	92%	✓			✓			✓		✓				✓



ASK US ABOUT OUR HYBRID SERIES FURNACES

ADVANCED COMBUSTION SYSTEM

A stainless steel tube combustion system achieves a secondary burn cycle. Not only are you getting energy from the wood, but also from the wood gases which are mixed at the precise ratio of temperature and oxygen. To achieve an extraordinarily clean burn without a catalytic combustor, horizontal jets of super heated secondary air are mixed with the fire's smoke to burn off released smoke particles. You can watch the torch-like secondary flames just below the ceiling during the burn. This results in more heat, cleaner exhaust, fast start up, less chimney maintenance and less trips to the woodpile.

SOLID CONSTRUCTION AND AUTOMATIC COMBUSTOR CONTROL


Hybrid Series furnaces come standard with a fully welded and refractory brick lined combustion chamber, similar to a kiln, for many years of safe and trouble-free performance.

TRIPLE-FUEL COMBINATION FOR PEACE OF MIND

Go away for an extended period without worrying about keeping your wood furnace operational. The Continental® Hybrid Series furnaces switch from wood to the supplementary heating source (electric for the CHMF100, electric, oil and gas for the CHMF150 and CHMF200) automatically. If the furnace runs out of wood, a second thermostat controlling the optional electric, oil or gas components will keep your home warm and toasty even if you are not at home. Even with power failures, the wood furnaces are designed to use gravity airflow for emergency heating.

MODULAR DESIGN - FLEXIBLE INSTALLATIONS

Continental's Hybrid Multi-Fuel Combination Furnaces are extremely clean burning wood furnaces that are certified to the latest emission standards (CSA B415.1-10, EPA) and boast efficiency ratings as high as 88.6%. The Continental® Hybrid Series are some of the cleanest and most efficient combination solid fuel-burning furnaces on the market today.



ENERGUIDE - A Canadian efficiency standard based on frequent, short start-up and cool-down cycles. All appliances sold in Canada are subject to this EnerGuide rating system. AFUE - A US efficiency standard (Department of Energy) based on extended on/off cycles, more typical of fireplace usage. STEADY STATE - Reflects the highest possible overall heating efficiency. Years of research, design and testing have enhanced optimum performance allowing Continental® products to achieve some of the highest heater rating efficiencies on the market. Our products continuously surpass industry standards not only in appearance but in efficiency and performance.

All specifications and designs can change without notice to allow for on-going product improvement. Images may not be exactly as shown. Consult your owner's manual for current information. Check all local and national building codes and gas regulations. Continental® is a registered trademark of Wolf Steel Ltd. © Wolf Steel Ltd.



- 24 Napoleon Road, Barrie, Ontario, Canada L4M 0G8
- 103 Miller Drive, Crittenden, Kentucky, USA 41030
- 7200 Trans Canada Highway, Montreal, Quebec, Canada H4T 1A3

Tel: (705) 721-1212 Fax: (705) 722-6031
continentalheatingandcooling.com



Authorized Dealer