



M&M
FURNITURE SALES CO., LLC



C O N T R A C T

2015

OUR PRODUCT SPECIFICATIONS



CAST ALUMINUM

Superior grade molten aluminum alloy is hand-poured into a mold made from exceptionally detailed woodcarvings. Each casting is hand polished to provide a smooth, finished surface for painting. After a multi-step cleaning process, the furniture receives a baked-on powder paint coat, much thicker and harder than conventional wet paint, followed by a hand-applied antique accent.



WROUGHT ALUMINUM

Features heavy, .65mm wall thickness tubing, strengthened at stress points with galvanized steel inserts, triple hand polished 360° welds, and a high-solids polyester, powder-coated finish, ten times thicker than wet-coat paint.



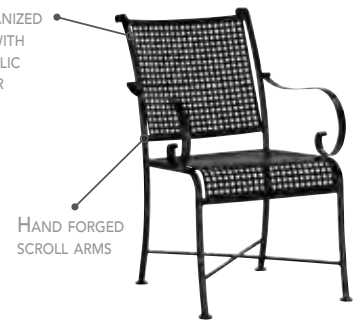
HEAVY GAUGE, NEVER RUST ALUMINUM TUBING WITH GALVANIZED INSERTS FOR STRENGTH



WROUGHT IRON


We have found a material that has the essence of hand woven 1/2" steel, bending and molding this product into extremely comfortable and elegant products. Finished with an electro galvanized dipped pre finished and powder coated in high quality products. we use the finest quality high carbon spring steel for our spring chairs for maximum comfort and resilience.

ELECTRO GALVANIZED PRE-FINISH WITH HYBRID ACRYLIC POWDER



MARINE GRADE TEAK

the finest teak in the world was sought out to design our wooden furniture pieces, the only kind rated for marine use. Teak Collections feature burmese high quality teak frames with mortise and tenon construction.



MARINE GRADE TEAK

sunbrella
FADE PROOF,
MOLD RESISTANT
UPHOLSTERY



THE M & M FURNITURE *difference*



N-dura™

ULTRA HIGH UV RESISTANT RESIN WICKER

The most realistic and extensive UV resistant finish in the industry, *N-dura* resin wicker is guaranteed for resilience against any significant color change for up to 5 years. Our ultra realistic resin varies in color and texture, making each piece unique. Available in resin, vinyl or polyethylene, all *N-dura* wicker is memory tested to 50,000 compressions, and is hand-woven over our steel-reinforced heavy gauge aluminum extrusions with a triple antique hand applied finish using nano-ceramic technology.



NT-1 NANOCERAMIC METAL SURFACE PREPARATION PRE-WASH

each of our metal frames are pre-finished with a nano ceramic pre-wash. This important step pits the metal surface creating ten times the surface area for the powdercoat of paint to bond to. the result is a paint finish that will last far longer than traditional powdercoat processes.



Resysta®

Resysta is an environmentally-friendly resin product composed of rice husks, salt, and mineral oil. This innovative material requires minimum care, and is weather resistant against the sun, rain, snow, or salt water, and is not affected by heat or humidity.



COLORES™ CONTRACT PERFORMANCE FABRICS

Exclusively designed and colored fabrics including Sunbrella®, Bella-Dura, and Outdura solution-dyed acrylics, using only the finest materials and technology for longevity outdoors. Our commercial grade fabrics are 30,000 to 100,000 double rubs. We also offer standard grade for throw pillows.

Dream CUSHION™

Dream Cushion™ by M & M Furniture offers 1.8 density, and California Fire Rated Foam for maximum comfort and resiliency. Our woven, water-resistant jacket features a "pillow top" of blown-fiber channels providing the utmost quality and softness. soft, durable, and water-resistant. This is truly the perfect cushion.

RECOMMENDED DESTINATION SPECIFICATIONS



Ocean

MARINE GRADE DESIGNATION

Collections showing the Ocean logo are designed for ocean front environments and salt water pools. All collections showing the Ocean logo can be used Inland.

Ocean Collections: Aire | *Alyssa | *Athena | Charleston Alumnum | *Charleston Teak | *Classic Wicker | Club Aluminum | *Club Teak | *Club Woven | *Croquet Teak | *Halo | Kipling | *London | Marina | *Milano | *Regent | Royan | *Rustic | *Sedona | Sierra | *Skye | Strata | Wind

*For maximum performance, specify our marine grade teak and our fully woven collections, for the highest UV and salt spray resistance.



Inland

All of the Inland collections have cast elements, which can be prone to corrosion overtime when placed near salt water pools or within one mile of ocean front environments. All collections showing the Ocean logo can be used Inland.

Inland Collections: Barcelona | Café | Croquet Aluminum | Equestrian | Lattice | Palm | Paris | Provance | Oxford | Somerset | Tetra | Verano | Westport

SEE PRODUCT WARRANTY ONLINE FOR MORE INFORMATION



“ Delicate yet durable, our stackable Aire collection of outdoor wicker furniture features seats and backs hand-woven from 6mm N-dura[®] Resin to conform to your body. “Lighter than Aire,” this collection features graceful curves complemented by the resiliency of our hand-welded aluminum frame. ”



ARM CHAIR
3560+FINISH 2,17
W24" D26" H36.5"



SIDE CHAIR 3561+FINISH
2,17
W20.5" D23.25" H34.25"



STATIONARY BARSTOOL
3569+FINISH 2,17
W17.5" D19.75" H45"



COFFEE TABLE
3382+FINISH 2,17
W39.875" D19.875" H17.875"



END TABLE
3386+FINISH 2,17
W19.875" D19.875" H17.875"



#2 ANCIENT EARTH/BLACK WALNUT



#17 MAHOGANY/CHESTNUT



LOUNGE CHAIR
3567+FINISH 2,17
W26.75" D27.25" H37"

OTTOMAN
3391+FINISH 2,17
W23.75" D21.875" H12.5"



SOFA 3565+FINISH
2,17
W76" D27" H37"



BENCH 3568+FINISH
2,17
W44.5" D25.5" H36"



CHAISE
3563+FINISH 2,17
W28.75" D83.5" H39"



ALYSSA



“ A wicker collection with flare. Featuring natural all-weather wicker hand woven over an aluminum frame. Resin block feet. Perfectly adaptable to any sized space at a surprising value. ”



ARM CHAIR
PJ-7211+FINISH 09,25
W24" D26" H37"



SIDE CHAIR
PJ-7212+FINISH 09,25
W19" D26" H37"



CLUB CHAIR
PJ-7214+FINISH 09,25
W39.5" D33" H29.5"

OTTOMAN
PJ-7218+FINISH 09,25
W25.5" D25.5" H12"



SOFA
PJ-7217+FINISH 09,25
W90.5" D33" H29.5"



CORNER SECTION PJ-
7225+FINISH 09,25
W33" D33" H29.5"



SLIPPER CHAIR
PJ-7226+FINISH 09,25
W26" D26" H37"



#09 WEATHERED



#25 BLACK WALNUT



ARMLESS LOVESEAT
PJ-7222+FINISH 09,25
W51" D33" H29.5"



LEFT ARM LOVESEAT
PJ-7224+FINISH 09,25
W59" D33" H29.5"



RIGHT ARM LOVESEAT
PJ-7223+FINISH 09,25
W59" D33" H29.5"



SQUARE COFFEE TABLE
PJ-5892+FINISH 09,25
W38" D38" H17.5"



RECT. COFFEE TABLE
PJ-5889+FINISH 09,25
W42" D22" H17.5"



END TABLE
PJ-5890+FINISH 09,25
W22" D22" H21"



ATHENA



“As stately and elegant as the goddess, Athena, our collection brings its timeless beauty to any outdoor space with its curved arms featuring exposed cushions, and crafted with our hand-woven N-Dura[®] resin wicker finished in Black Walnut. The anodized aluminum feet ensure that the collection will be part of your guests’ best moments for years to come.”



ARM CHAIR
39702
W26.75" D23.625" H36.625"



SIDE CHAIR 39712
W26.75" D23" H36.625"



EURO LOUNGE
39742
W25" D31.5" H36"



TOWEL CADDY
39782
W18" D18" H19.5"

Select Items Are Available In



#2 BLACK WALNUT



LOUNGE CHAIR 39772
W28.5" D32.75" H36.625"

OTTOMAN
39792
W24.625" D22.25" H15.25"



SOFA
39752
W75.5" D32.75" H36.625"



COFFEE TABLE 39722
W42" D20.75" H17.25"



END TABLE 39762
W20" D20" H23.25"

ATHENA



BARCELONA



“The Spanish city of Barcelona is known for a unique blend of Spanish and Catalan languages and cultures. Our Barcelona Collection blends an indoor appeal, with weather-resistant outdoor materials. Constructed with a 360° welded aluminum frame and upholstered side and back panels in Sunbrella® Suntan Textilene fabric, our Barcelona was inspired by the modern elegance of transitional wing back furniture. Barcelona is easily paired with multiple existing collections, and available in a variety of cushion options.”



LOUNGE CHAIR 309717
W29.5" D37.625" H37"



OTTOMAN 309817
W24" D21.5" H14.25"



SOFA
309517
W79.25" D37.625" H37"

Cushions In This Collection Have Welting



#17 MAHOGANY/SUNBRELLA
SUNTAN TEXTILENE



CLUB RECT. COFFEE TABLE
3323+FINISH 15,17,20,24
W48" D22.5" H19.25"



CLUB END TABLE
3336+FINISH 15,17,20,24
W22.5" D22.5" H21"

{ SHOWN WITH CLUB ALUMINUM
COFFEE AND END TABLE IN
#17 MAHOGANY FINISH }

BARCELONA



{ BARECELONA AND MARINA COLLECTIONS
BOTH USE SUNTAN TEXTILENE.
BARCELONA PIECES ARE EASILY PAIRED
WITH COFFEE AND END TABLES FROM THE
MARINA COLLECTION }



COFFEE TABLE
307917
W45" D26" H17"



END TABLE
307617
W22" D22" H24"

BORDEAUX



“A classic European bistro collection made of galvanized wrought iron for rust resistance, and painted in a 3-step hand-applied antique finish. Dining tables and chair seats feature a metal stamped cane-like appearance.”



ARM CHAIR
PJ-731109
W23" D22.5" H37"



SIDE CHAIR
PJ-731209
W23" D18" H37"



44" ROUND DINING TABLE
WITH UMBRELLA HOLE
PJ-733409
W44" D44" H29"



30" ROUND CAFÉ TABLE
WITH UMBRELLA HOLE
PJ-733309
W30" D30" H29"

CAFÉ {SEATING COLLECTION}



“ Each piece in the Café collection is inspired by the alluring atmosphere that has become synonymous with the outdoor bistros throughout France. Every unique piece can be used as a matching set or is designed to be interchangeable. Many of the pieces in this collection are stackable for easy storage. ”

CAFÉ {SEATING COLLECTION}



AVIGNON IRON
CHAIR 67182
W16.5" D21.25" H34.875"



CANNES IRON
CHAIR 67172
W16.875" D22.25" H35.375"



MALBEC
BARSTOOL 67162
W17.5" D20.25" H43.25"

{AVIGNON & CANNES IRON FINISH}



#2 EBONY


{MALBEC FINISH}



#2 ANCIENT EARTH/BLACK WALNUT




{ SUGGESTED OPTIONS SHOWN, SEE TABLE SECTION FOR MORE DINING & BAR HEIGHT TABLE OPTIONS. }



30" ROUND TABLE
TOP 53942
W30" D30" H1"



TABLE BASE 53822
W18.5" D21.75" H28.25"



33" SQ - 3291+ FINISH
2,15,17 (HOLE)



CORT BAR BASE 4715+
FINISH 2,15,17,24
W31" D31" H39"

CAFÉ {SEATING COLLECTION}



AVIGNON WOVEN CAFÉ
CHAIR 671217
W17.25" D22.75" H35.75"



CANNES WOVEN
CAFÉ CHAIR 671117
W17.25" D23" H35.75"




{ SUGGESTED OPTIONS SHOWN. SEE TABLE SECTION FOR MORE DINING & BAR HEIGHT TABLE OPTIONS. }



RESORT SQUARE
36" TOP
3269+FINISH 15,17



CORT DINING
BASE 3290+
FINISH 2,15,17, 20,24
W31" D31" H28"



CORT SQUARE 33" TOP
3291+ FINISH 2,15,17
(HOLE)



CORT BAR BASE
4715+ FINISH 2,15,17,24
W31" D31" H39"


CAFÉ {SEATING COLLECTION}



PARSONS CAFÉ CHAIR
671317
W17.75" D22.75" H36"



{ SUGGESTED OPTIONS SHOWN, SEE TABLE SECTION
FOR MORE DINING & BAR HEIGHT TABLE OPTIONS. }



RESORT SQUARE
36" TOP - 3269+FINISH 15,17



CORT DINING
BASE 3290+
FINISH 2,15,17, 20,24
W31" D31" H28"

CAFÉ {SEATING COLLECTION}



{MALBEC & LYON FINISH}



#2 ANCIENT EARTH/BLACK WALNUT



MALBEC CAFÉ
CHAIR 67152
W18.25" D24.25" H35.25"



LYON CAFÉ CHAIR
67142
W16.5" D24" H37"

CHARLESTON_{ALUMINUM}



Historically one of our oldest port cities, Charleston is known for a rich blend of many cultures and craftsmanship. Our Charleston blends a classic wide plank coastal furniture design with updated proportions and technological sensibility. Designed functionally and aesthetically to be used with or without a cushion, our Euro height seating comfortably sits in between dining and lounge heights, answering the call for a better chat group design. Offered in a variety of cushion options. Our wrought aluminum has hand polished, 360-degree welds, finished in our ultra UV resistant finish.

CHARLESTON {ALUMINUM}



ARM CHAIR 3670+FINISH
17,24
W24.5" D27.75" H35.75"



SIDE CHAIR 3671+FINISH
17,24
W19.5" D26.25" H35.75"



BARSTOOL
3678+FINISH 17,24
W18" D21" H44"



EURO LOUNGE
3677+FINISH 17,24
W27" D31.25" H36"

Select Items Are Available In 



#17 MAHOGANY #24 OYSTER



LOUNGE CHAIR
3679+FINISH 17,24
W26.5" D36.125" H37.75"



OTTOMAN
3674+FINISH 17,24
W24" D20" H11.75"



SOFA
3675+FINISH 17,24
W71.5" D36.125" H37.75"



LOVESEAT
3672+FINISH 17,24
W49" 36.125" H37.75"



CHAISE
3673+FINISH 17,24
W28.75" D77.5" H21.75"

CHARLESTON_{ALUMINUM}



CHARLESTON {TEAK}



“ In addition to aluminum, Charleston is now executed in marine grade teak, offering the same design in a material capable of withstanding harsh salt water environments. Charleston Teak is available in our exclusive weathered finish, developed to mimic the coveted silver y grey patina of aged teak giving sophistication to a coastal classic. Also, available in a natural teak finish. ”

CHARLESTON {TEAK}



This collection is easily paired with multiple existing collections.



ARM CHAIR
2540+FINISH 4,15
W24" D24" H36.25"



SIDE CHAIR
2541+FINISH 4,15
W20.125" D23.875" H35.25"

Select Items Are Available In 



#4 NATURAL TEAK



#15 WEATHERED TEAK



LOUNGE CHAIR
2547+FINISH 4,15
W30.5" D34.25" H38"



SOFA
2545+FINISH 4,15
W76" D34.25" H38"



OTTOMAN
2546+FINISH 4,15
W25" D20.5" H11.75"

CHARLESTON {TEAK}



{ DINING AND OCCASIONAL TABLES FROM THE CLUB ALUMINUM COLLECTION AND CROQUET TEAK COLLECTION ARE DESIGNED FOR USE WITH MULTIPLE COLLECTIONS }



RECTANGULAR FARM
TABLE W/ HOLE
2842+FINISH 4,15
W78" D42" H30.5"



COFFEE TABLE
2856+FINISH 4,15
W48" D26.375" H18.125"



END TABLE
2855+FINISH 4,15
W22.625" D22.625" H20.75"



COFFEE TABLE
2841+FINISH 4,15
W50" D30" H16"



END TABLE
2836+FINISH 4,15
W24" D24" H22"

CLASSIC WICKER



“ Our traditional wicker collection remains true to classic form, woven with our distinctive diamond back pattern and braided frame. Classic Wicker incorporates generous proportions in its high back and wide arms, woven over our powder-coated, hand-welded aluminum frame to provide the finest in comfort, durability, and timeless luxury. ”

CLASSIC WICKER



ARM CHAIR
3121+FINISH 2,15,21
W30" D29.5" H36.25"



SIDE CHAIR
3101+FINISH 2,15,21
W20" D21.5" H37.5"



DINING TABLE
3122+FINISH 2,15,21
W48" D48" H30.5"



LOUNGE CHAIR
3107+FINISH 2,15,21
W33.5" D34.5" H37.5"

OTTOMAN
3111+FINISH 2,15,21
W34" D22.25" H19.25"



LOVESEAT
3104+FINISH 2,15,21
W58.5" D35" H37"

Select Items Are Available In



#2 BLACK WALNUT



#15 WEATHERED PEBBLE



#21 FRENCH LINEN



SOFA
3105+FINISH 2,15,21
W82" D33.5" H37.5"



END TABLE
3126+FINISH 2,15,21



COFFEE TABLE
3129+FINISH 2,15,21



CHAISE LOUNGE
3123+FINISH 2,15,21
W27" D73.5" H41.5"



DOUBLE CHAISE LOUNGE
3127+FINISH 2,15,21
W58" D88" H41.5"

CLASSIC WICKER



CLUB { ALUMINUM }



“The beauty of the products in our Club collection is the versatility to be used individually or to mix with multiple other collections. Executed in our durable wrought aluminum and finished in Summer Classics® Weathered, French Linen, or Mahogany finishes; the Club items are perfect for any outdoor space.”

CLUB { ALUMINUM }



This collection is easily paired with multiple existing collections.



SIDE CHAIR
3331+FINISH 15,17,20
W19.75" D24.5" H37.5"

44



SQ. DINING TABLE W/
UMBRELLA HOLE
3332+FINISH 15,17, 20, 24
W44" D44" H30"



RECTANGULAR DINING
TABLE W/UMBRELLA HOLE
3342+FINISH 15,17, 20, 24
W84" D44" H30"



CLUB 24" BARSTOOL
3328+FINISH 15,17,20
we recommend using
24" barstools with
"counter height" tables
W17" D22" H39"



CLUB 30" BARSTOOL
3329+FINISH 15,17,20
we recommend using
30" barstools with "bar
height" tables
W17.375" D22" H45.25"

Select Items Are Available In 

Cushions In This Collection Have Welting



#15 WEATHERED



#17 MAHOGANY



#20 FRENCH LINEN



ADIRONDACK CHAIR
3320 + FINISH 15,17,20
W27.75" D33.5" H38"



ADIRONDACK OTTOMAN
3321 + FINISH 15,17,20
W23" D22" H14.5"



60" BENCH
3325 + FINISH 15,17
NOT AVAILABLE IN #20
FRENCH LINEN
W60" D16" H16.75"



CORNER SECTIONAL, LF, RF
3322 + FINISH 15,17,20
W33" D33.25" H31"



SLIPPER CHAIR
3324 + FINISH 15,17,20
W25.5" D26.75" H32.5"



SECTIONAL OTTOMAN
3326 + FINISH 15,17,20
W25.5" D25.5" H12"

*See sectional seating section for more information.

CLUB { ALUMINUM }



CLUB ROCKER
3334 + FINISH 15,17,20
W24" D34" H39"



CLUB END TABLE
3336+FINISH 15,17, 20, 24
W22.5" D22.5" H21"



CLUB RECT. COFFEE TABLE
3323+FINISH 15,17, 20, 24
W48" D22.5" H19.25"



CLUB SQ. COFFEE TABLE
W/UMBRELLA HOLE
3341+FINISH 15,17, 20, 24
W42" D42" H17.25"



“ Teak timber is highly valued for its durability and water resistance, particularly near salt water environments. Our Club Teak collection is constructed using marine-grade teak with mortise and tenon joinery. It includes a versatile corner piece that can function as a left or right arm allowing the freedom to fit your lifestyle. Available in natural teak or a weathered finish, and specifically designed to mimic the coveted look of the silvery grey patina natural teak develops as it ages. ”

CLUB {TEAK}



This collection is easily paired with multiple existing collections.



Arm Chairs part of the Croquet Teak collection, were designed for use with multiple existing collections.



CROQUET TEAK
ARM CHAIR
2830+FINISH 4,15
W24.25" D27" H37.75"



SIDE CHAIR
2831+FINISH 4,15
W19.875" D23.125"
H37.75"



BARSTOOL
2838+FINISH 4,15
W16.875" D22"
H44.875"



BENCH
2850+FINISH 4,15
W59.25" D26" H38.25"



BACKLESS BENCH
2854+FINISH 4,15
W59" D15.75" H15.75"



LOUNGE CHAIR
2857+FINISH 4,15
W30.625" D33.5" H31.5"

Select Items Are Available In 

Dining Cushions In This Collection Have Welting



#4 NATURAL TEAK



#15 WEATHERED TEAK



*See sectional seating section for more information.



CORNER SECTIONAL, LF, RF
2844+FINISH 4,15
W33.5" D33.5" H31.5"



SLIPPER
2845+FINISH 4,15
W26.75" D33.5" H31.5"



SECTIONAL OTTOMAN
2846+FINISH 4,15
W26.75" D27.5" H12"



COFFEE TABLE
2856+FINISH 4,15
W48" D26.375" H18.125"



END TABLE
2855+FINISH 4,15
W22.625" D22.625" H20.75"

CLUB {TEAK}




*See table section for more options; available in natural teak and weathered teak.



42" SQUARE FARM TABLE
W/ HOLE 2843+FINISH 4,15
W42" D42" H30.5"
50



RECTANGULAR FARM TABLE W/ HOLE
2842+FINISH 4,15
W78" D42" H30.5"



48" ROUND TABLE TOP WITH HOLE
2847+FINISH 4,15 W48" D 48" H 30.5"

36" SQUARE TOP
2859+FINISH 4,15
W36" D36" H30.5"

36" ROUND TOP
2858+FINISH 4,15
W36" D36" H30.5"



PEDESTAL BASE
2849+FINISH 4,15
W32.5" D32.5" H28.875"

CLUB {WOVEN}



“ The Club Woven Collection is the resin version of the aluminum Club collection. Executed in our durable woven wrought aluminum it is ideal for any outdoor space. Club Woven is hand woven in our exclusive N-dura™ resin polyethylene and finished in Oyster, French Linen, or Mahogany. Club Woven also has a versatile corner piece that allows functionality to use as both a right and left arm piece. The comfort of Club with the classic look and durability of resin will be perfect for any outdoor space. ”

CLUB {WOVEN}



This collection is easily paired with multiple existing collections.



**See sectional seating section for more information.*



LOUNGE CHAIR
3627+FINISH 2,21,24
W33" D33.5" H29.25"



CORNER SECTIONAL, LF, RF
3620+FINISH 2,21,24
W33.5" D33.5" H29.25"



SLIPPER CHAIR
3621+FINISH 2,21,24
W27" D33.5" H29.5"



SECTIONAL OTTOMAN
3622+FINISH 2,21,24
W26" D26" H13"



CLUB/SKYE WOVEN COFFEE TABLE
3589+FINISH 2,21,24
W42.5" D20.5" H18"



CLUB/SKYE WOVEN END TABLE
3586+FINISH 2,21,24
W20" D20" H22"

Select Items Are Available In 



#2 BLACK WALNUT



#21 FRENCH LINEN



#24 OYSTER



CLUB SQ. COFFEE TABLE
W/UMBRELLA HOLE
3341+FINISH 15,17, 20, 24
W42" D42" H17.25"



CLUB RECT. COFFEE TABLE
3323+FINISH 15,17, 20, 24
W48" D22.5" H19.25"



CLUB END TABLE
3336+FINISH 15,17, 20, 24
W22.5" D22.5" H21"



CROQUET TEAK
COFFEE TABLE
2841+FINISH 4,15
W50" D30" H16"



CROQUET TEAK
END TABLE
2836+FINISH 4,15
W24" D24" H22"



CROQUET { ALUMINUM }



“ The game of croquet bloomed in the 19th century, becoming the vogue leisure sport for the European nobility of that day. Our Croquet, patent pending, embodies the refinement and elegance of this classic sport through our durable Weathered, French Linen, and Mahogany finishes over a robust extruded aluminum frame. We invite you to enjoy the updated design of Croquet. ”

CROQUET { ALUMINUM }



This collection is easily paired with multiple existing collections.



Side chairs and Barstools are part of the Club Aluminum collection, however, they were designed for use with multiple existing collections.



ARM CHAIR
3330+FINISH 15,17,20
W24.25" D25.5" H37.75"



CLUB SIDE CHAIR
3331+FINISH 15,17,20
W19.75" D24.5" H37.5"



CLUB 24" BARSTOOL
3328+FINISH 15,17,20
we recommend using 24"
barstools with "counter
height" tables
W17" D22" H39"



CLUB 30" BARSTOOL
3329+FINISH 15,17,20
we recommend using 30"
barstools with "bar height"
tables
W17.375" D22" H45.25"

Select Items Are Available In 

Cushions In This Collection Have Welting



#15 WEATHERED



#17 MAHOGANY



#20 FRENCH LINEN



LOUNGE CHAIR
3337+FINISH 15,17,20
W32" D35.75" H37.75"



OTTOMAN
3340+FINISH 15,17,20
W25" D20.5" H12.5"



SOFA
3335+FINISH 15,17,20
W76" D35.75" H37.75"



CHAISE LOUNGE 3333
+ FINISH 15,17,20
W27.75" D66.75" H38"

CROQUET { ALUMINUM }



{ DINING AND OCCASIONAL TABLES FROM THE CLUB COLLECTION WERE DESIGNED FOR USE WITH MULTIPLE COLLECTIONS: }



CLUB SQ. COFFEE TABLE
W/UMBRELLA HOLE
3341+FINISH 15,17, 20, 24
W42" D42" H17.25"



CLUB RECT.
COFFEE TABLE
3323+FINISH 15,17,20,24
W48" D22.5" H19.25"



CLUB END TABLE
3336+FINISH
15,17, 20, 24
W22.5" D22.5" H21"



CLUB RECTANGULAR DINING TABLE
W/UMBRELLA HOLE
3342+FINISH 15,17, 20, 24
W84" D44" H30"



CLUB SQUARE
DINING TABLE W/
UMBRELLA HOLE
3332+FINISH 15,17, 20, 24
W44" D44" H30"

CROQUET {TEAK}



“The game of croquet bloomed in the 19th century, becoming the vogue leisure sport for the European nobility of that day. Our Croquet, patent pending, embodies the refinement and elegance of this classic sport through our durable Teak frames. Available in natural teak or a weathered finish, specifically designed to mimic the coveted look of the silvery grey patina natural teak develops as it ages. We invite you to enjoy the updated design of Croquet.”

CROQUET {TEAK}



This collection is easily paired with multiple existing collections.



Side chairs and Barstools are part of the Club Teak collection, however, they were designed for use with multiple existing collections.



ARM CHAIR
2830+FINISH 4,15
W24.25" D27" H37.75"



CLUB TEAK SIDE CHAIR
2831+FINISH 4,15
W19.875" D23.125" H37.75"



42" SQUARE FARM
TABLE W/ HOLE
2843+FINISH 4,15
W42" D42" H30.5"



RECTANGULAR
FARM TABLE W/ HOLE
2842+FINISH 4,15
W78" D42" H30.5"



BARSTOOL
2838+FINISH 4,15
W16.875" D22"
H44.875"

Select Items Are Available In 

Cushions In This Collection Have Welting



#4 NATURAL TEAK



#15 WEATHERED TEAK



SOFA
2835+FINISH 4,15
W75.75" D35.625" H37.75"



LOUNGE CHAIR
2837+FINISH 4,15
W35.625" D30.875" H37.75"



RECLINER
2848+FINISH 4,15
W31.125" D43.625" H36.125"



OTTOMAN
2840+FINISH 4,15
W24.25" D20.5" H12"



END TABLE
2836+FINISH 4,15
W24" D24" H22"



COFFEE TABLE
2841+FINISH 4,15
W50" D30" H16"


CROQUET {TEAK}



DINING AND OCCASIONAL
TABLES FROM THE CLUB TEAK
COLLECTION WERE DESIGNED
FOR USE WITH MULTIPLE
COLLECTIONS :



PEDESTAL BASE
2849+FINISH 4,15
W32.5" D32.5" H28.875"



48" ROUND TABLE TOP WITH HOLE
2847+FINISH 4,15
W48" D 48" H 30.5"

36" SQUARE TOP 2859+FINISH 4,15
W36" D36" H30.5"

36" ROUND TOP 2858+FINISH 4,15
W36" D36" H30.5"

DAVENPORT



“Clean lines in durable, highly uv resistant N-dura™ resin wicker. Made of heavy gauge tubular aluminum, the Davenport collection offers astounding comfort with or without a cushion, and available in Ancient Earth/Black Walnut or Weathered. Chairs are stackable for easy storage.”

DAVENPORT



#09 WEATHERED




#25 ANCIENT EARTH/BLACK WALNUT



ARM CHAIR
PJ-631109
W23" D26" H36"



ARM CHAIR
PJ-631151
W23" D26" H36"



“ The finesse and grace of our Halo collection invites tranquility and eye-catching simplicity with double woven panels of N-dura[®] resin wicker that conform to the body in exquisite form. Excellent for coastal or lakefront use, Halo is a divinely contemporary alternative to the adirondack chair. Halo is designed by Robert Taunton. ”



PROCEEDS HELP BENEFIT
OVARIAN
CANCER
RESEARCH



LOUNGE CHAIR
35472
W31" D35" H37"



OTTOMAN 35402
W24" D24" H16.75"



CHAISE LOUNGE
35432
W29.5" D80" H23"



END TABLE WITH
REMOVABLE TRAY 31762
W23" D23" H25.5"



COFFEE TABLE WITH
REMOVABLE TRAY 31822
W35" D36" H19.5"



“Our Kipling collection consists of resin wicker patio furniture that reproduces the colonial style of the British Empire, with the smooth lines of our mahogany frame and woven back fashioned after traditional rattan. These sophisticated yet casual pieces add luxury and comfort to any outdoor space.”



ARM CHAIR
32202
W24" D26" H37"



54" ROUND
DINING TABLE
32222
W54" D54" H30"

Select Items Are
Available In 



#2 MAHOGANY/BLACK WALNUT





LOUNGE CHAIR
32272
W28" D37" H36"

LATTICE



“ Simple and understated lines form the pattern that lends its name to our Lattice collection. The classic pattern is known all over the world for the distinctive diagonal lines, as well as the ability to translate into an array of architectural and industrial designs. Executed in our durable cast aluminum and finished in Ancient Earth, Lattice is available in dining and lounge pieces to suit any outdoor space. ”


LATTICE



72 ARM CHAIR 45002
W24" D26" H35.75"



48" ROUND TABLE TOP
4813+FINISH 2,17



80X38 RECTANGULAR
TOP 4814+FINISH 2,17

OXFORD DINING
TABLE TOPS ARE
COMPATIBLE WITH
CORT DINING BASES.



CORT DINING
PEDESTAL BASE
4299+FINISH 2,17
W32" H28.5"

Select Items Are Available In 

Cushions In This Collection Have Welting



#2 ANCIENT EARTH



LOUNGE CHAIR
45072
W28" D34.25" H36"



OTTOMAN 45082
W24" D20" H11.5"



SOFA
45052
W79.25" D33.25" H36"

LATTICE



LONDON



“Inspired by old world design from ‘Charles of London’ our London collection incorporates polyethylene, and 3mm round N-dura™ resin, woven over our sturdy 360 degree welded aluminum frame. London features replaceable teak legs. With comfort rolled arms and generous proportions, London provides you with the finest in comfort, durability and classic luxury.”

LONDON



{London features replaceable teak legs.}



LOUNGE CHAIR
3447+FINISH 2,24
W36" D38.5" H33.5"



OTTOMAN
3441+FINISH 2,24
W27" D24" H14"



SOFA
3445+FINISH 2,24
W86" D38.5" H33.5"



#2 BLACK WALNUT



#24 OYSTER



CROQUET TEAK
COFFEE TABLE
2841+FINISH 4,15
W50" D30" H16"



CROQUET TEAK
END TABLE
2836+FINISH 4,15
W24" D24" H22"

{ SHOWN WITH COFFEE & END TABLES FROM
THE CROQUET TEAK COLLECTION. }

LONDON



MARINA



“ Our Marina collection invokes images of afternoon boat tours, lakeside sunsets, and a welcome escape from the norm with a rugged Mahogany finished frame featuring decorative rope accents. We handcrafted this long-lasting rope using only select Sunbrella® fiber to guarantee years of enjoyment. Embrace the spirit of the water with Summer Classics.”



SOFA
307517
W75" D35" H32.75"



LOUNGE CHAIR
307717
W31" D35" H33"



OTTOMAN
307817
W28" D20" H16"



COFFEE TABLE
307917
W45" D26" H17"



END TABLE
307617
W22" D22" H24"



MILANO



Beginning in the 1950's, modern design became so popular it defined an artistic movement. Characterized by stylistic simplicity, democratic design and natural shapes our Milano Collection creates a mid-century presence with luxurious proportions. Finished in our patented Mahogany N-dura™ Resin, Milano is similar to natural rattan construction, while the unique texture of the resin allows for a durable and distinguished appearance.

”



LOUNGE CHAIR 386717
W42.5" D38.125" H31"



OTTOMAN 386817
W28.25" D25.125" H11.75"



SOFA
386517
W86.5" D38.125" H31"

Available In



#17 MAHOGANY



CROQUET TEAK
COFFEE TABLE
2841+FINISH 4,15
W50" D30" H16"



CROQUET TEAK
END TABLE
2836+FINISH 4,15
W24" D24" H22"


{ SHOWN WITH CROQUET TEAK COFFEE TABLE
AND END TABLES IN #4 NATURAL TEAK }



OXFORD



“ The Cherwell and Thames rivers converge south of a village steeped in architecture and knowledge: Oxford, England. This small town serve as inspiration for our cast and wrought aluminum hybrid Oxford collection, with both deep seating and dining options available. ”




Only available in 

Cushions In This Collection Have Welting



OXFORD 



PALM



“ A new twist on an old favorite, the Palm patio furniture collection features light weight wrought aluminum stacking chairs, along with matching/complementing deep seating pieces. Its curved shutter backs give a comfort along with an exquisite appearance of natural beauty. ”



Select Items Are Available In



Cushions In This Collection Have Welting



#17 MAHOGANY



#24 OYSTER



LOUNGE CHAIR
4657+FINISH 17,24
W32.5" D32" H38"



OTTOMAN
4661+FINISH 17,24
W24" D18" H15.5"



SOFA
4655+FINISH 17,24
W78" D33" H37.25"



LOVESEAT
4654+FINISH 17,24
W52" D33" H37.5"



BENCH
4665+FINISH 17,24
W46.5" D26" H38"



PARIS



“ From the Arc de Triomphe to the Eiffel tower, Paris is a blend of contemporary boldness and stately sophistication. Our Paris strikes a curvaceous pose in classic wrought iron patio furniture, boasting a transitional statement of timelessness. The frame is both hand and machine formed with 360 degree, hand polished welds. The seat and back double lattice pattern is formed from stamped steel that is electro-galvanized, then powder coated in UV-resistant polyester/acrylic blended paint, finished in Ebony. Pair with Verano wrought iron patio tables or create your own with our faux tops. ”



ARM CHAIR 62500
W22.5" D23.5" H36"




SIDE CHAIR 62510
W22.5" D23.5" H36"



CURVE SOFA 62550
W80.25" D40.75" H37"



#0 EBONY



END TABLE 62560
W21" D21" H21.5"



END TABLE BASE ONLY
62590
W21.25" D21.25" H19.75"



COFFEE BASE ONLY
62580
W26" D26" H16.5"

PARIS



PROVANCE



Provence in the south of France is renowned for some of the most beautiful scenery in the world. One of the oldest cities in Europe, Provence has continuously been the source for artistic inspiration. Our Provance is a work of art, with copyrighted double latticework design, and scooped high back in cast aluminum outdoor furniture.



ARM CHAIR 40502
W25" D22.5" H37.5"



SIDE CHAIR 42602
W20" D22.5" H37.25"



BENCH
40682
W43" D24" H37.5"



COFFEE TABLE 42612
W47.5" D24.5" H15.75"



OCCASIONAL TABLE
40622
W22" D22" H18"



END TABLE 40632
W25.25" D25.25" H20"



LOUNGE CHAIR
40672
W32" D32" H36"



OTTOMAN
40602
W24.25" D18.25" H13.75"



LOVESEAT 42672
W56" D33" H36"



SOFA
40642
W78.5" D33" H34.75"



CHAISE LOUNGE
40532
W29.25" D78.5" H37"

PROVANCE



REGENT



“Featuring a contemporary woven design, Regent combines generous proportions and delicate curves. This collection is constructed using our patented N-dura™ Resin, intricately twisted across the back and arms of the frame creating a unique pattern. As distinguished as the name implies, Regent was designed with slightly broader arms for comfortable lounge seating. Easily paired with multiple existing collections. Invite your patrons to relax in a collection that is both modern as it is timeless.”



LOUNGE CHAIR 352724
W36" D36.5" H36.625"



OTTOMAN
352824
W27.375" D21.875" H14.875"



SOFA
352624
W84.125" D37.25" H36.5"





{ SHOWN WITH CLUB ALUMINUM
COFFEE AND END TABLE IN
#24 OYSTER FINISH }



CLUB END TABLE
3336+FINISH 15,17, 20, 24
W22.5" D22.5" H21"



CLUB RECT.
COFFEE TABLE
3323+FINISH 15,17, 20, 24
W48" D22.5" H19.25"

REGENT





“ A seaside resort nestled atop cliffs and beaches, Royan, France was the inspiration for our Royan collection. Twisted polyethylene N-dura[®] faux Seagrass form the sides and back of this exquisite collection. The arms and legs are created using Resysta, an eco-friendly material sealed with a scratch resistant coating. ”



ARM CHAIR
324011
W25.375" D26.375" H37"



SIDE CHAIR 324111
W24" D19.5" H35"



RECTANGULAR FARM TABLE
170911
W78" D42" H30.5"

Cushions In This Collection Have Welting



LOUNGE CHAIR
324711
W34" D30" H39"



OTTOMAN 324911
W25.5" D23" H13"



SOFA
324511
W82" D30" H39"



END TABLE 324611
W22" D22" H23.5"



COFFEE TABLE 324211
W44.5" D24.75" H18.5"



RUSTIC



“ Our Rustic collection is perfect for any location. Hand-crafted with Summer Classics’ superior N-dura™ resin, this collection is available in our exclusive Weathered and Black Walnut finishes. Rustic’s rugged design will endure the years in style with our powder-coated aluminum frame and weathered resin feet. ”



*SIDE CHAIR
3761+FINISH 2,15,24
W20" D25.25" H36.5"
112



*24" BAR STOOL
3746+FINISH 2,15,24
W18.25" D21.75"
H38.75"



*30" BAR STOOL
3748+FINISH 2,15,24
W18.25" D21.75"
H45.25"



LOUNGE CHAIR
3747+FINISH 2,15
W37.25" D38" H30.75"



OTTOMAN
3749+FINISH 2,15
W25.25" D25.25" H11"



SOFA
3745+FINISH 2,15
W81.25" D38" H30.75"



SECTIONAL CORNER
3769+FINISH 2,15
W61" D40" H32"


Select Items Are Available In 




#2 BLACK WALNUT



#15 WEATHERED



#24 OYSTER
**Select Items*



**See sectional seating section for more information.*



SECTIONAL LEFT
3763+FINISH 2,15
W29" D36" H32"



SECTIONAL SLIPPER
3768+FINISH 2,15
W29" D36" H32"



SECTIONAL RIGHT
3762+FINISH 2,15
W29" D36" H32"



CLUB END TABLE
3336+FINISH 15,17,20,24
W22.5" D22.5" H21"



CLUB COFFEE TABLE
3341+FINISH 15,17,20,24
W42" D42" H17.25"



COFFEE TABLE
3764+FINISH 2,15
W43" D43" H17"



CHAISE/BENCH
3743+FINISH 2,15
W29.5" D85.5" H30"

RUSTIC



SEDONA



“ On the perimeter of the Grand Canyon, along the Colorado River sits the city of Sedona. Our patent pending Sedona wicker furniture is a 1960s reinterpretation in N-dura[®] resin featuring our romantic European height dining collection, and made from a 6mm hand-woven, round resin. ”



DINING CHAIR
3471+FINISH 2,15
W27" D31" H38"



LOUNGE CHAIR
3477+FINISH 2,15
W32" D35" H37"





OTTOMAN
3481+FINISH 2,15
W24" D21.5" H11.5"



LOVE SEAT
3474+FINISH 2,15
W52" D31" H36.5"

Select Items Are Available In 

Cushions In This Collection Have Welting

 #2 BLACK WALNUT  #15 WEATHERED



SOFA
3475+FINISH 2,15
W76" D31" H36.5"



DAYBED
3478+FINISH 2,15
W74" D59" H37"



DAYBED OTTOMAN
3479+FINISH 2,15
W58.5" D26.5" H12"



SIERRA



“Inspired by the sedimentary lines of the southwest deserts, the Sierra collection’s wide stance and mid-century modern design sets a plateau for both bold and beautiful outdoor furniture design. Our Sierra stacks wide layers of ultra-UV resistant, 6mm woven, N-dura™ resin and Resysta, an environmentally friendly material made of rice hulls, mineral oil and sea salt.



LOUNGE CHAIR
3437+FINISH 17,24
W35.375" D35" H30.25"



OTTOMAN 3431+FINISH
17,24
W28" D19.625" H10.375"



SOFA
3435+FINISH 17,24
W90.5" D35" H30.125"

Available In 



#17 MAHOGANY RESIN/RESYSTA



#24 OYSTER RESIN/RESYSTA




CLUB COFFEE TABLE
3341+FINISH 15,17,20,24
W42" D42" H17.25"



CLUB END TABLE
3336+FINISH 15,17,20,24
W22.5" D22.5" H21"

*{ Shown with coffee & end tables
from our Club collection. }*





“ Viking legend describes Scotland’s isle of Skye as the Winged Isle; romanticizing its mist-laden and mountainous scenery. Our stackable patent pending Skye outdoor wicker furniture has become a favorite and is fully woven for worry-free coastal enjoyment. Made from a 60% hand-woven, flat, N-dura™ resin.

”



*ARM CHAIR
3580+FINISH 2, 24
W23" D26" H36.5"
124



*SIDE CHAIR
3581+FINISH 2,24
W20.5" D23.25" H34.25"



*BAR STOOL
3599+FINISH 2,24
W17.5" D22" H44.75"



*EURO LOUNGE
3588+FINISH 2, 24
W25.25" D27.5" H36"



*LOUNGE CHAIR
3587+FINISH 2,24
W27" D33.5" H37"

*OTTOMAN
3582+FINISH 2,24
W24" D22" H13"

Select Items Are Available In



#2 BLACK WALNUT



#24 OYSTER

*SELECT PIECES ONLY



LOVESEAT 35942
W52.75" D33.5" H37"



*SOFA
3585+FINISH 2,24
W76" D33.5" H37"



*BENCH
3584+FINISH 2,24
W44.5" D25.5" H36.25"



*END TABLE
3586+FINISH 2,24
W20" D20" H22"



*COFFEE TABLE
3589+FINISH 2,24
W42.5" D20.5" H18"



*CHAISE LOUNGE
3583+FINISH 2,24
W25.5" 80.5" H40"



STRATA



“Delicate, comfortable, and lighter than air, the stackable Strata aluminum dining chair features complex bends in aluminum, with slatted seat and back. Available in Ancient Earth finish.”



ARM CHAIR 35702
C480+FABRIC
W23" D26" H36.5"

*Cort Wrought Aluminum
Table Tops & Bases pair
well with this collection.*

33" SQ - 3291+ FINISH
2,15,17 (HOLE)



40" - 3292+FINISH
2,15,17 (HOLE)




CORT DINING BASE 3290+
FINISH 2,15,17, 20,24
W31" D31" H28"

SOMERSET



“ In Southwest England, above the stormy Atlantic rests the country of Somerset, the home of King Arthur, a sanctuary for countryside retreats in the rolling hills. This is the inspiration for our Somerset collection with unequalled tubular aluminum, cast frame, and elegant scrolled back. ”



ARM CHAIR 40002
W25.5" D23.5" H36"



SIDE CHAIR 40012
W25.5" D21.25" H36.5"



BENCH
40142
W48.25" D26.25" H34"



COTTAGE END TABLE
4006+FINISH 2,15,17
W22" D22" H26.75"



COTTAGE COFFEE TABLE
4011+FINISH 2,15,17
W40" D22" H16"



Cushions In This Collection Have Welting



LOUNGE CHAIR 40072
W28.5" D29.5" H36.25"



OTTOMAN 40022
W24.5" D18.375" H15.25"



LOVESEAT 40042
W54.5" D33.75" H36.5"



SOFA 40052
W78.5" D33" H36.25"



CHAISE 40032
W28.75" D79" H42.5"

SOMERSET 



TERRAZZA



“Modern interpretation of the classic Italian cross-back chair, made from solid cast aluminum and heavy gauge aluminum tubing. Features a hand applied Ancient Earth or Weathered finish.”

TERRAZZA



ARM CHAIR
PJ-5111+FINISH 02,09
W24.5" D26" H38"



SIDE CHAIR
PJ-5112+FINISH 02,09
W21" D26" H38"



COFFEE TABLE
W/ GLASS
PJ-5119+FINISH 02,09
W48" D24" H16.5"



END TABLE
W/ GLASS
PJ-5120+FINISH 02,09
W22" D22" H24"



#2 ANCIENT EARTH



#09 WEATHERED



LOUNGE CHAIR
PJ-5114+FINISH 02,09
W31.5" D36" H38"



OTTOMAN
PJ-5118+FINISH 02,09
W23.5" D18" H15.5"



LOVESEAT
PJ-5116+FINISH 02,09
W53.5" D36" H38"



SOFA
PJ-5117+FINISH 02,09
W77" D36" H38"



CHAISE LOUNGE
PJ-5121+FINISH 02,09
W31.5" D83" H24"

TERRAZZA



TETRA



“The Tetra collection features brushed aluminum and textilene, and reticulated quick dry foam perfect for outdoors and poolside areas. The ganging bench allows two configurations. The sectional formations allow design flexibility.”



SLED ARM CHAIR
SR-1033BF
W21.45" D21.45" H32.375"

138



ARM CHAIR
SR-1065BF
W21.84" D23.01" H33.93"

**See sectional seating section for more information.*



RIGHT ARM FACING
LOUNGE CHAIR 30848
W30" D33.875" H34.375"



SLIPPER LOUNGE CHAIR
30858
W28" D33.875" H34.375"



LEFT ARM FACING LOUNGE
CHAIR 30838
W30" D33.875" H34.375"



#8 BRUSHED ALUMINUM/TAUPE TEXTILE



LOUNGE CHAIR
30878
W32" D33.9" H34.39"



SLANTED OTTOMAN
30898
W26" D23.875" H15.375"



GANGING BENCH 30888
W26" D23.875" H15.375"



CHAISE
SR-1063B
W27.3" D80.34" H27.5"

TETRA



VERANO



“ Spanish for summer, Verano is the perfect wrought iron collection for any outdoor space with its square handwoven lattice pattern formed by stamped steel that is electro-galvanized then powder coated in ultra violet resistant polyester/acrylic blended paint: finished in Ebony. ”

VERANO



ARM CHAIR 53802
W22.5" D21.5" H34.25"



SIDE CHAIR 53812
W18.5" D22" H34.25"



48" ROUND TABLE
53902
W48" D48" H1"

TABLE BASE 53822
W18.5" D21.75" H28.25"

33" SQUARE TABLE
TOP - 53932
W33" D33" H1"



30" ROUND TABLE
TOP - 53942
W30" D30" H1"





#2 EBONY



OVAL TABLE TOP
53952

W84" D43.5" H1"

OVAL TABLE BASE
53862
W48.5" D21" H28.25"



END TABLE 53852
W21" D21" H17.5"



BENCH
53872
W49.5" D26.375" H34.25"




CHAISE
53832
W26" D78" H23.5"


VERANO




WESTPORT



“Along the coast of southern Connecticut lies Westport, a seaside retreat adorned by winding streets crossing through this quaint town. Our Westport collection is executed in a fully cast aluminum frame in our Ancient Earth finish, featuring a double x-back with channeled edges that elegantly flow along the pieces. Westport is the perfect combination of classic style with contemporary design and function.”



ARM CHAIR 41302
W23.5" D24" H37.5"



SUGGESTED TABLE TOP & BASE:
48" OXFORD ROUND TABLE TOP
W47.75" D47.75" H1"

4813+FINISH (W/ UMBRELLA HOLE)

CORT DINING BASE
3290+FINISH
W31" D31" H28"

WIND



“ The innovative and sleek design of our Wind wicker collection was inspired by the billowing sails of a sailboat racing in the wind. The frame is fabricated with eco-friendly veneered Resysta with a Polyurethane scratch resistant finish, and our N-dura[®] resin wicker covers the removable reclining seats of this extraordinary collection. ”



LOUNGE CHAIR
3377+FINISH 11,17,24
W35.375" D28.75" H34.625"



OTTOMAN
3379+FINISH11,17,24
W19.625" D26.375" H13.375"



END TABLE
3376+FINISH11,17,24
W21" D21" H21"



#11 SANDALWOOD RESIN/RESYSTA




#17 MAHOGANY RESIN/RESYSTA



#24 OYSTER RESIN/RESYSTA








DINING CHAIRS

SEATING





DINING CHAIRS

SEATING

ALL SEAT HEIGHTS INCLUDE CUSHION.

Aire



#2 ANCIENT EARTH / BLACK WALNUT



#17 MAHOGANY / CHESTNUT



ARM CHAIR (STACKABLE) 3560+FINISH 2,17 C480+FABRIC (SEAT ONLY) W24" D26" H36.5" A.H.26" S.H.17.5" S.W.20" S.D.19"



SIDE CHAIR (STACKABLE) 3561+FINISH 2,17 C465+FABRIC (SEAT ONLY) W20.5" D23.25" H34.25" S.H.17" S.W.20.5" S.D. 20"

Alyssa



#09



WEATHERED #25 BLACK WALNUT



ARM CHAIR 7211+FINISH 09,25 C860+FABRIC (SEAT ONLY) W24" D26.375" H37" A.H.25" S.H.18" S.W.36.75" S.D.18.75"



SIDE CHAIR 7212+FINISH 09, 25 C861+FABRIC (SEAT ONLY) W18.875" D26.375" H37" S.H.18" S.W.36.5" S.D.18.5"

Athena



#2 BLACK WALNUT



ARM CHAIR 39702 C530+FABRIC (SEAT ONLY) W26.75" D23.625" H36.625" A.H.25" S.H.18.5" S.W.19.5" S.D.19.25"



SIDE CHAIR 39712 C531+FABRIC (SEAT ONLY) W26.75" D23" H36.625" S.H.18.5" S.W.17.25" S.D.19"

Bordeaux



#09 WEATHERED



ARM CHAIR 731109 C850+FABRIC (SEAT ONLY) W23" D22.5" H37" A.H.27" S.H.19.5" S.W.23" S.D.18.25"



SIDE CHAIR 731209 C851+FABRIC (SEAT ONLY) W22.5" D18" H37" S.H.19.5" S.W.21" S.D.17.25"

Café Collection



#2 EBONY



AVIGNON IRON CAFÉ CHAIR (STACKABLE) 67182 C692+FABRIC (SEAT ONLY) W16.5" D21.25" H34.875" S.H.18.5" S.W.17" S.D.17.25"



CANNES IRON CAFÉ CHAIR (STACKABLE) 67172 C693+FABRIC (SEAT ONLY) W16.875" D22.25" H35.375" S.H.19.125" S.W.17" S.D.17.25"



#17 MAHOGANY / BLACK WALNUT



AVIGNON WOVEN CAFÉ CHAIR (STACKABLE) 671217 C695+FABRIC (SEAT ONLY) W17.25" D22.75" H35.75" S.H.19.5" S.W.17" S.D.17.25"



CANNES WOVEN CAFÉ CHAIR (STACKABLE) 671117 C694+FABRIC (SEAT ONLY) W17.25" D23" H35.75" S.H.19.5" S.W.17" S.D.17.25"

Café Collection



#2 ANCIENT EARTH / BLACK WALNUT



LYON CAFÉ CHAIR (STACKABLE) 67142 C697+FABRIC (SEAT ONLY) W16.5" D24" H37" S.H.19.5" S.W.16" S.D.19.25"



MALBEC CAFÉ CHAIR (STACKABLE) 67152 C698+FABRIC (SEAT ONLY) W18.25" D24.25" H35.25" S.H.18.75" S.W.15.75" S.D.17.75"



DINING CHAIRS

SEATING

ALL SEAT HEIGHTS INCLUDE CUSHION.

Café Collection



#17 MAHOGANY /CHESTNUT



PARSONS CAFÉ CHAIR
671317
C696+FABRIC (SEAT ONLY)
W17.75" D22.75" H36"
S.H.18"
S.W.18" S.D.16"

Charleston



#17 MAHOGANY



#24 OYSTER



ARM CHAIR
(NOT STACKABLE)
3670+FINISH 17,24
C575+FABRIC (SEAT ONLY)
W24.5" D27.75" H35.75"
A.H.25" S.H.18.5"
S.W.21.5" S.D.19.25"



SIDE CHAIR
(STACKABLE)
3671+FINISH 17,24
C576+FABRIC (SEAT ONLY)
W19.5" D26.25" H35.75"
S.H.18.5"
S.W.18.5" S.D.19.25"

Charleston Teak



#4 NATURAL TEAK



#15 WEATHERED TEAK



ARM CHAIR
2540+FINISH 4,15
C681+FABRIC (SEAT ONLY)
W24" D24" H36.25"
A.H.25.25" S.H.18.375"
S.W.22.375" S.D.19.75"



SIDE CHAIR
2541+FINISH 4,15
C682+FABRIC (SEAT ONLY)
W20.125" D23.875" H35.25"
S.H.18.25"
S.W.20.125" S.D.20.125"

Classic Wicker



#2 BLACK WALNUT



#15 WEATHERED PEBBLE



#21 FRENCH LINEN



ARM CHAIR 3121+FINISH
2,15,21
864+FABRIC (SEAT ONLY)
W30" D29.5" H36.25"
A.H.26" S.H.20"
S.W.17" S.D.19.5"



SIDE CHAIR 3101+FINISH
2,15,21
868+FABRIC (SEAT ONLY)
W20" D21.5" H37.5"
S.H.19.5"
S.W.19" S.D.17"

Club / Croquet Aluminum



#15 WEATHERED



#17 MAHOGANY



#20 FRENCH LINEN



ARM CHAIR
3330+FINISH 15,17,20
C310+FABRIC (SEAT ONLY)
W24.25" D25.5" H37.75"
A.H.25" S.H.18.5"
S.W.20.25" S.D.19.75"



SIDE CHAIR
3331+FINISH 15,17,20
C311+FABRIC (SEAT ONLY)
W19.75" D24.5" H37.5"
S.H.18.5"
S.W.19.75" S.D.18.75"

Croquet Teak



#4 NATURAL TEAK



#15 WEATHERED TEAK



ARM CHAIR
2830+FINISH 4,15
C030+FABRIC (SEAT ONLY)
W24.25" D27" H37.75"
A.H.25" S.H.19.5"
S.W.20.25" S.D.19.75"



SIDE CHAIR
2831+FINISH 4,15
C031+FABRIC (SEAT ONLY)
W19.875" D23.125" H37.75"
S.H.19.5"
S.W.19.75" S.D.18.75"



DINING CHAIRS

SEATING

ALL SEAT HEIGHTS INCLUDE CUSHION.

Davenport



#09 WEATHERED



ARM CHAIR (STACKABLE)
PJ-631109
C992+FABRIC (SEAT ONLY)
W23" D26" H36"
A.H.25" S.H.19"
S.W.19.625" S.D.20.375"



ARM CHAIR (STACKABLE)
PJ-631151
C992+FABRIC (SEAT ONLY)
W23" D26" H36"
A.H.25" S.H.19"
S.W.19.625" S.D.20.375"



#25 ANCIENT EARTH/
BLACK WALNUT

Kipling



#2 MAHOGANY/
BLACK WALNUT



ARM CHAIR
32202
C080+FABRIC (SEAT ONLY)
W24" D26" H37"
A.H.25.5" S.H.20.5"
S.W.20" S.D.19"

Lattice



ARM CHAIR
32202
C080+FABRIC (SEAT ONLY)
W24" D26" H37"
A.H.25.5" S.H.20.5"
S.W.20" S.D.19"



ARM CHAIR 45002
C658+FABRIC (SEAT ONLY)
W24" D26" H35.75"
A.H.25" S.H.18.25"
S.W.24.75" S.D.19.5"

Oxford



#2 ANCIENT EARTH



ARM CHAIR (STACKABLE)
4810+FINISH 2,17
C074+FABRIC (SEAT ONLY)
W24" D26" H37"
A.H.26.5" S.H.19"
S.W.18.5" S.D.20"



SIDE CHAIR (STACKABLE)
4811+FINISH 2,17
C075 + FABRIC (SEAT ONLY)
W20" D26.25" H36.5"
S.H.19"
S.W.19.25" S.D.19.75"

Palm



#17 MAHOGANY



ARM CHAIR (STACKABLE)
4650+FINISH 17,24
C320+FABRIC (SEAT ONLY)
W24.75" D26" H36.5"
A.H.25" S.H.19"
S.W.20" S.D.20"



SIDE CHAIR (STACKABLE)
4651+FINISH 17,24
C320+FABRIC (SEAT ONLY)
W22.5" D25" H36.375"
S.H.19"
S.W.20" S.D.20"

Paris



#0 EBONY

#24 OYSTER



ARM CHAIR
62500
C625+FABRIC (SEAT ONLY)
W22.5" D23.5" H36"
A.H.25" S.H.18"
S.W.20" S.D.18"



SIDE CHAIR
62510
C630+FABRIC (SEAT ONLY)
W22.5" D23.5" H36"
S.H.18"
S.W.20" S.D.18"

Provance



#2 ANCIENT EARTH



ARM CHAIR 40502
828+FABRIC (SEAT ONLY)
W25" D22.5" H37.5"
A.H.26" S.H.19.25"
S.W.19" S.D.17.5"



SIDE CHAIR 42602
828+FABRIC (SEAT ONLY)
W20" D22.5" H37.25"
S.H.19.5"
S.W.18.5" S.D.17.5"



DINING CHAIRS

SEATING

ALL SEAT HEIGHTS INCLUDE CUSHION.

Royan



#11
SANDALWOOD/
SEAGRASS



ARM CHAIR
324011
C500+FABRIC
(SEAT ONLY)
W25.375" D26.375" H37"
A.H.25.5" S.H.19.25"
S.W.19.5" S.D.18.5"



SIDE CHAIR 324111
C501+FABRIC
(SEAT ONLY) W24"
D19.5" H35"
S.H.19.25"
S.W.19.75" S.D.19"

Rustic



#2
BLACK WALNUT



#15
WEATHERED



#24
OYSTER *SELECT ITEMS



SIDE CHAIR
3761+FINISH 2,15
C054+FABRIC (SEAT ONLY)
W20" D25.25" H36.5"
S.H.18.5"
S.W.17.25" S.D.17.25"

Sedona



#2
BLACK WALNUT



#15
WEATHERED



DINING CHAIR 3471+FINISH
2,15 C254+FABRIC
C238+FABRIC (SEAT ONLY)
W27" D31" H38"
A.H.26" S.H.20"
S.W.20" S.D.21.5"

Skye



#2
BLACK WALNUT



#24
OYSTER



ARM CHAIR
(STACKABLE)
3580+FINISH 2,24
C480+FABRIC (SEAT ONLY)
W23" D26" H36.5"
A.H.26" S.H.17.25"
S.W.20" S.D.21.5"



SIDE CHAIR
(STACKABLE)
3581+FINISH 2,24
C465+FABRIC (SEAT ONLY)
W20.5" D23.25" H34.25"
S.H.17"
S.W.20.5" S.D.20"

Somerset



#2
ANCIENT EARTH



ARM CHAIR
40002
C340+FABRIC (SEAT ONLY)
W25.5" D23.5" H36"
A.H.26.5" S.H.19" S.W.21.5"
S.D.18.25"



SIDE CHAIR
40012
C341+FABRIC (SEAT ONLY)
W25.5" D21.25" H36.5"
S.H.19.25"
S.W.21.5" S.D.18.5"

Strata



#2
ANCIENT EARTH



ARM CHAIR 35702
C480+FABRIC (SEAT
ONLY)
W23" D26" H36.5"
A.H.26" S.H.17.75"
S.W.20" S.D.19"



DINING CHAIRS

SEATING

ALL SEAT HEIGHTS INCLUDE CUSHION.

Terrazza



#02
ANCIENT EARTH



#09
WEATHERED



ARM CHAIR
(STACKABLE)
5111+FINISH 02,09
C900+FABRIC (SEAT ONLY)
W24.75" D26" H36.5"
A.H.25" S.H.18.75"
S.W.20.25" S.D.19.5"



SIDE CHAIR
(STACKABLE) 5112+FINISH
02,09 C901+FABRIC (SEAT
ONLY) W20.5" D28.75"
H36.5"
S.H.18.75"
S.D.19.5" S.W.19.5"

Tetra

STAINLESS STEEL + SLING



ARMS HAVE
TEAK IN-LAY



SLED ARM CHAIR
SR-1033BF
W21.45" D21.45" H32.37"



ARM CHAIR
(STACKABLE)
SR-1065BF
W21.84" D23.01" H33.93"

Verano



#2
EBONY



ARM CHAIR
53802
C400+FABRIC (SEAT ONLY)
W22.5" D21.5" H34.25"
A.H.25" S.H.19"
S.W.19.5" S.D.17"



SIDE CHAIR
53812
C401+FABRIC (SEAT ONLY)
W18.5" D22" H34.25"
S.H.19"
S.W.18.5" S.D.17"

Westport



#2
ANCIENT EARTH



ARM CHAIR
41302
C350+FABRIC (SEAT ONLY)
W23.5" D24" H37.5"
A.H.26" S.H.19.25"
S.W.18.5" S.D.19"





ATHENA



#2 BLACK WALNUT



ATHENA EURO LOUNGE
39742
C539+FABRIC
(SEAT ONLY)
W25" D31.5" H36"
A.H.24.5" S.H.18"
S.W.21" S.D.22"



CHARLESTON



#17 MAHOGANY



#24 OYSTER



CHARLESTON EURO LOUNGE 3677+FINISH
17,24 C579+FABRIC
(SEAT ONLY)
W27" D31.25" H36"
A.H.25" S.H.18"
S.W.23.5" S.D.21.5"



SKYE



#2 BLACK WALNUT



#24 OYSTER




SKYE EURO LOUNGE
(STACKABLE)
3588+FINISH 2,24
C476+FABRIC (SEAT ONLY)
W25.25" D27.5" H36"
A.H.25.25" S.H.17"
S.W.22" S.D.22.5"



BARSTOOLS

30" BARSTOOLS + 24" COUNTER STOOLS





BARSTOOLS

Barstools have a seat height of 30" and are recommended for use with "bar height" tables.

ALL SEAT HEIGHTS INCLUDE CUSHION.

Aire



#2 ANCIENT EARTH /BLACK WALNUT



#17 MAHOGANY/ CHESTNUT

30" AIRE STATIONARY BARSTOOL 3569+FINISH 2,17 C489+FABRIC (SEAT ONLY) W17.5" D19.75" H45" S.H.30.5" S.W.17.5" S.D.18"



Café



#2 ANCIENT EARTH / BLACK WALNUT

30" MALBEC BARSTOOL 67162 C699+FABRIC (SEAT ONLY) W17.5" D20.25" H43.25" S.H.31.25" S.W.15.75" S.D.17.75"



Charleston{Aluminum}



#17 MAHOGANY



#24 OYSTER

30" CHARLESTON BARSTOOL 3678+FINISH 17,24 C577+FABRIC (SEAT ONLY) W18" D21" H44" S.H.31.5" S.W.18.25" S.D.15"



Club/Croquet {Aluminum}



#15 WEATHERED



#17 MAHOGANY



#20 FRENCH LINEN

30" CLUB ALUMINUM BARSTOOL 3329+FINISH 15,17,20 C013+FABRIC (SEAT ONLY) W17.375" D22" H45.25" S.H.31.5" S.W.16" S.D.17"



Croquet {Teak}



#4 NATURAL TEAK



#15 WEATHERED TEAK

30" CROQUET TEAK BARSTOOL 2838+FINISH 4,15 C036+FABRIC (SEAT ONLY) W16.875" D22" H44.875" S.H.32" S.W.17" S.D.17"



Oxford



#2 ANCIENT EARTH



#17 MAHOGANY

30" OXFORD BARSTOOL 4823+FINISH 2,17 C087+FABRIC (SEAT ONLY) W19.25" D22.75" H45" S.H.31.5" S.W.19.25" S.D.17"





BARSTOOLS

Barstools have a seat height of 30" and are recommended for use with "bar height" tables.

ALL SEAT HEIGHTS INCLUDE CUSHION.

Palm



#17
MAHOGANY



#24
OYSTER



30" PALM BARSTOOL
4658+FINISH 17,24
C327+FABRIC (SEAT ONLY)
W17" D22" H46.25"
S.H.32"
S.W.16.5" S.D.16.5"

Rustic



#2
BLACK WALNUT



#15
WEATHERED



#24
OYSTER *SELECT ITEMS



30" RUSTIC BARSTOOL
3748+FINISH 2,15,24
CO59+FABRIC
W18.25" D21.75" H45.25"
S.H.32"
S.W.18.25" S.D.17.5"

Skye



#2 BLACK
WALNUT



#24
OYSTER



30" SKYE BARSTOOL
3599+FINISH 2,24
C489+FABRIC
W17.5" D22" H44.75"
S.H.31"
S.W.17.5" S.D.18"



COUNTER HEIGHT BARSTOOLS

Counter height barstools have a seat height of 24" and are recommended for use with "counter height" tables.

ALL SEAT HEIGHTS INCLUDE CUSHION.

Club/Croquet {Aluminum}



#15
WEATHERED



#17
MAHOGANY



#20
FRENCH
LINEN



24" CLUB ALUMINUM
BARSTOOL
3328+FINISH 15,17,20
C013+FABRIC
W17" D22" H39"
S.H.25.5"
S.W.16" S.D.17"

Rustic



#2
BLACK
WALNUT



#15
WEATHERED



#24
OYSTER *SELECT ITEMS



24" RUSTIC BARSTOOL
3746+FINISH 2,15,24
C059+FABRIC
W18.25" D21.75" H38.75"
S.H.25.5"
S.W.18.25" S.D.17.5"



LOUNGE CHAIRS | OTTOMANS | SOFAS/LOVESEATS





LOUNGE CHAIRS | OTTOMANS | SOFAS/LOVESEATS

We offer standard, premium (Dream), and reticulated foam cushions. Please visit our website for more information regarding all cushion skus. Cushion sku examples: Standard - C482+Fabric, Dream - C482P+Fabric, Reticulated - C482R+Fabric.

ALL SEAT HEIGHTS
INCLUDE CUSHION.

Aire



#2 ANCIENT EARTH
/BLACK WALNUT



LOUNGE CHAIR 3567+FINISH
C482+FABRIC C482P+FABRIC
(DREAM) C478+FABRIC (SEAT
ONLY) C478P+FABRIC (SEAT
ONLY) W26.75" D27.25" H37"
A.H.25" S.H.18"
S.W.24.25" S.D.24.75"



OTTOMAN
3391+FINISH C294+FABRIC
W23.75" D21.875" H12.5"
S.H.17"
S.W.24" S.D.22.5"



SOFA
3565+FINISH
C484+FABRIC
C484+FABRIC (DREAM)
THROW PILLOWS (2INC.) 867+FABRIC
C485+FABRIC (SEATS ONLY)
C485P+FABRIC (DREAM SEATS ONLY)
THROW PILLOWS SOLD SEPARATELY
W76" D27.5" H37"
A.H.25" S.H.18"
S.W.73" S.D.24.75"

Alyssa



#09 WEATHERED #25



BLACK WALNUT



CLUB CHAIR 7214+FINISH
09,25 C862+FABRIC
W33.5" D40.125" H29.5"
A.H.29.5" S.H.17.5"
S.W.33.75" S.D.26"



OTTOMAN
7218+FINISH
C868+FABRIC
W26" D26" H12.375"
S.H.16.375"
S.W.26" S.D.26"



SOFA
7217+FINISH C867+FABRIC
THROW PILLOWS SOLD SEPARATELY
W33.5" D93.75" H29.5"
A.H.29.5" S.H.17.75"
S.W.77.5" S.D.26"

Athena



#2 BLACK WALNUT



LOUNGE 39772
C532+FABRIC
C532P+FABRIC (DREAM)
C535+FABRIC (SEAT ONLY)
C535P+FABRIC
(DREAM SEAT ONLY)
W28.5" D32.75" H36.625"
A.H.24.5" S.H.17.5"
S.W.25" S.D.23"



OTTOMAN
39792
C533+FABRIC
W24.625" D22.25" H15.25"
S.H.15.25"
S.W.19.5" S.D.21.5"



SOFA 39752
C534+FABRIC
C534P+FABRIC (DREAM) C536+FABRIC
(SEATS ONLY)
THROW PILLOWS (2INC.)867+FABRIC
C536P+FABRIC (DREAM SEATS ONLY)
THROW PILLOWS SOLD SEPARATELY
W75.5" D32.75" H36.625"
A.H.24.5" S.H.17.5"
S.W.75" S.D.25.75"

Barcelona



#17 MAHOGANY/
SUNBRELLA SUNTAN
TEXTILENE



LOUNGE 309717
C660+FABRIC
C660P+FABRIC (DREAM)
C660S+FABRIC (SEAT ONLY)
C660SP+FABRIC (DREAM SEAT ONLY)
W29.5" D37.625" H37"
A.H.25" S.H.18"
S.W.26.5" S.D.28.375"



OTTOMAN 309817
C662+FABRIC
W24" D21.5" H14.25"
S.H.17"
S.W.21" S.D.20"



SOFA 309517
C661+FABRIC
C661P+FABRIC (DREAM)
C661S+FABRIC (SEAT ONLY)
C661SP+FABRIC (DREAM SEAT ONLY)
THROW PILLOWS SOLD SEPARATELY
W79.75" D37.625" H37"
A.H.25" S.H.18"
S.W.76.75" S.D.28.375"



LOUNGE CHAIRS | OTTOMANS | SOFAS/LOVESEATS

We offer standard, premium (Dream), and reticulated foam cushions. Please visit our website for more information regarding all cushion skus. Cushion sku examples: Standard - C482+Fabric, Dream - C482P+Fabric, Reticulated - C482R+Fabric.

ALL SEAT HEIGHTS
INCLUDE CUSHION.

Charleston



#17 MAHOGANY



#24 OYSTER



LOUNGE CHAIR 3679+FINISH 17,24 C570+FABRIC C570S+FABRIC (SEAT ONLY) C570P+FABRIC (DREAM) C570SP+FABRIC (DREAM SEAT ONLY) W30.5" D36.125" H 37.75" A.H.24.75" S.H.17.75" S.W.26" S.D.26.5"



OTTOMAN 3674+FINISH 17,24 C574+FABRIC W24" D20" H11.75" S.H.16.75" S.W.24" S.D.19"



LOVESEAT 3672+FINISH 17,24 C572+FABRIC C572S+FABRIC (SEAT ONLY) C572P+FABRIC (DREAM) C572SP+FABRIC (DREAM SEAT ONLY) W49" D36.125" H37.75" A.H.24.75" S.H.17.75" S.W.48.5" S.D.26.5"



SOFA 3675+FINISH 17,24 C573+FABRIC C573S+FABRIC (SEAT ONLY) C573P+FABRIC (DREAM) C573SP+FABRIC (DREAM SEAT ONLY) THROW PILLOWS SOLD SEPARATELY W 71.5" D36.125" H37.75" A.H.24.75" S.H.17.75" S.W.71" S.D.26.5"

Charleston Teak



#4 NATURAL TEAK



#15 WEATHERED TEAK



LOUNGE CHAIR 2547+FINISH 4,15 C678+FABRIC C678S+FABRIC (SEAT ONLY) C678P+FABRIC (DREAM) C678SP+FABRIC (DREAM SEAT ONLY) W30.5" D34.25" H38" A.H.24.75" S.H.17.375" S.W.28.5" S.D.27.125"



SOFA 2545+FINISH 4,15 C679+FABRIC C679S+FABRIC (SEAT ONLY) C679P+FABRIC (DREAM) C679SP+FABRIC (DREAM SEAT ONLY) THROW PILLOWS SOLD SEPARATELY W76" D34.25" H38" A.H.24.75" S.H.17.375" S.W.73.125" S.D.27.125"



OTTOMAN 2546+FINISH 4,15 C680+FABRIC W25" D20.5" H11.75" S.H.16.75" S.W.25" S.D.20.5"

Classic Wicker



#2 BLACK WALNUT



#15 WEATHERED PEBBLE



#21 FRENCH LINEN



LOUNGE CHAIR 3107+FINISH 2,15,21 863+FABRIC 863P+FABRIC (DREAM) W33.5" D34.5" H37.5" A.H.26" S.H.19" S.W.21" S.D.24.5"



OTTOMAN 3111+FINISH 2,15,21 866+FABRIC W34" D22.25" H19.25" S.H.19.5" S.W.23" S.D.20.5"



LOVESEAT 3104+FINISH 2,15,21 862+FABRIC 862P+FABRIC (DREAM) THROW PILLOWS (2 INC.) 867+FABRIC W58.5" D35" H37" A.H.26" S.H.19" S.W.46.5" S.D.24.5"



SOFA 3105+FINISH 2,15,21 861+FABRIC 861P+FABRIC (DREAM) THROW PILLOWS (2 INC.) 867+FABRIC W82" D33.5" H37.5" A.H.26" S.H.19.5" S.W.72.5" S.D.21.5"



LOUNGE CHAIRS | OTTOMANS | SOFAS/LOVESEATS

We offer standard, premium (Dream), and reticulated foam cushions. Please visit our website for more information regarding all cushion skus. Cushion sku examples: Standard - C482+Fabric, Dream - C482P+Fabric, Reticulated - C482R+Fabric.

ALL SEAT HEIGHTS
INCLUDE CUSHION.

Club Aluminum



#15 WEATHERED



#17 MAHOGANY



#20 FRENCH LINEN



ADIRONDACK CHAIR
3320 + FINISH 15,17,20
C010+FABRIC
W27.75" D33.5" H38"
A.H.23.5 S.H.16"
S.W.23" S.D.21.5"



ADIRONDACK
OTTOMAN
3321 + FINISH 15,17,20
W23" D22" H14.5"
S.H.14.5"
S.W.23" S.D.22"

Club Teak



#4 NATURAL TEAK



#15 WEATHERED TEAK



LOUNGE 2857+FINISH 4,15
C647+FABRIC
C647S+FABRIC (SEAT ONLY)
C647P+FABRIC (DREAM)
C647SP+FABRIC (DREAM SEAT ONLY)
W30.625" D33.5" H31.5"
A.H.24.75" S.H.18.25"
S.W.29.25" S.D.26.75"



SECTIONAL OTTOMAN
2846+FINISH 4,15
C642 + FABRIC
W26.75" D27.5" H12"
S.H.18.5"
S.W.26.75" S.D.27.5"

Club Woven



#2 BLACK WALNUT



#21 FRENCH LINEN



#24 OYSTER



LOUNGE CHAIR
3627+FINISH 2,21,24 C588+FABRIC
C588P+FABRIC (DREAM) C592+FABRIC
(SEAT ONLY) C592P+FABRIC (DREAM
SEAT ONLY) W33" D33.5" H29.25"
A.H.24.25" S.H.17.5"
S.W.25.625" S.D.26"



SECTIONAL OTTOMAN
3622+FINISH 2,21,24
C587+FABRIC#
W26" D26" H13"
S.H.18"
S.W.26" S.D.26"

Croquet Aluminum



#15 WEATHERED



#17 MAHOGANY



#20 FRENCH LINEN



LOUNGE CHAIR 3337+FINISH
15,17,20
SEAT & BACK CUSHIONS
C312P+FABRIC (DREAM)
C317P+FABRIC (DREAM SEAT ONLY)
W32" D35.75" H37.75"
A.H.25" S.H.19"
S.W.23" S.D.26.5"



OTTOMAN
3340+FINISH 15,17,20
C315+FABRIC
W25" D20.5" H12.5"
S.H.17.5"
S.W.23.5" S.D.17.5"



SOFA 3335+FINISH 15,17,20
C313P+FABRIC (DREAM)
THROW PILLOWS (2 INC.)867+FABRIC
C318P+FABRIC (DREAM SEAT ONLY)
THROW PILLOWS SOLD SEPARATELY
W76" D35.75" H37.75"
A.H.25" S.H.18.5"
S.W.70" S.D.26.5"



LOUNGE CHAIRS | OTTOMANS | SOFAS/LOVESEATS

We offer standard, premium (Dream), and reticulated foam cushions. Please visit our website for more information regarding all cushion skus. Cushion sku examples: Standard - C482+Fabric, Dream - C482P+Fabric, Reticulated - C482R+Fabric.

ALL SEAT HEIGHTS
INCLUDE CUSHION.

Croquet Teak



#4
NATURAL TEAK



#15
WEATHERED TEAK



LOUNGE CHAIR
2837+FINISH 4,15
C032P+FABRIC (DREAM)
C037P+FABRIC
(DREAM SEAT ONLY)
W35.625" D30.875" H37.75"
A.H.25" S.H.18.5"
S.W.26" S.D.26.5"



RECLINER
2848+FINISH 4,15
C034P+FABRIC (DREAM)
C039P+FABRIC
(DREAM SEAT ONLY)
W31.125" D43.625" H36.125"
A.H.25" S.H.18.5"
S.W.26" S.D.26.5"



OTTOMAN
2840+FINISH 4,15
C035+FABRIC
W24.25" D20.5" H12"
S.H.17"
S.W.20.5" S.D.24.25"



SOFA
2835+FINISH 4,15
SEAT & BACK CUSHIONS
C033P+FABRIC (DREAM)
THROW PILLOWS (2 INC.)
C038P+FABRIC (DREAM SEATS ONLY)
THROW PILLOWS SOLD SEPARATELY
W75.75" D35.625" H37.75"
A.H.25" S.H.18.5"
S.W.70" S.D.26.5"

Halo



#2 BLACK WALNUT



LOUNGE CHAIR 35472
CUSHION C490+FABRIC
W31" D35" H37"
A.H.25.5" S.H.18"
S.W.24" S.D.23"



OTTOMAN 35402
W24" D24" H16.75"
S.H.16.75"
S.W.24" S.D.24"

Kipling



#2 MAHOGANY /
BLACK WALNUT



LOUNGE 32272
CUSHION C085 + FABRIC
C085P+FABRIC (DREAM)
W28" D37" H36"
A.H.25" S.H.17"
S.W.24" S.D.25.75"



LOUNGE CHAIRS | OTTOMANS | SOFAS/LOVESEATS

We offer standard, premium (Dream), and reticulated foam cushions. Please visit our website for more information regarding all cushion skus. Cushion sku examples: Standard - C482+Fabric, Dream - C482P+Fabric, Reticulated - C482R+Fabric.

ALL SEAT HEIGHTS
INCLUDE CUSHION.

Lattice



#2 ANCIENT EARTH



LATTICE LOUNGE CHAIR 45072
C655+FABRIC
C655S+FABRIC (SEAT ONLY)
C655P+FABRIC (DREAM)
C655SP+FABRIC (DREAM SEAT ONLY)
W28" D34.25" H36"
A.H.24.5" S.H.17.5"
S.W.24.75" S.D.26.5"



LATTICE OTTOMAN 45082
C657+FABRIC
W24" D20" H11.5"
S.H.16.5"
S.W.24" S.D.20"



LATTICE SOFA 45052
C656+FABRIC
C656S+FABRIC (SEAT ONLY)
C656P+FABRIC (DREAM)
C656SP+FABRIC (DREAM SEAT ONLY)
THROW PILLOWS SOLD SEPARATELY
W79.25" D33.25" H36"
A.H.24" S.H.17.5"
S.W.76.25" S.D.26.75"

London



#2 BLACK WALNUT



#24 OYSTER



LOUNGE 3447+FINISH 2,24
CUSHION C567+FABRIC
C567P+FABRIC (DREAM)
W36" D38.5" H33.5"
A.H.25" S.H.18.5"
S.W.23.75" S.D.28"



OTTOMAN 3441+FINISH 2,24
CUSHION C569+FABRIC
W27" D24" H14"
S.H.16"
S.W.21" S.D.19"



SOFA 3445+FINISH 2,24
CUSHION C568+FABRIC
C568P+FABRIC# (DREAM)
THROW PILLOWS (2INC.)867+FABRIC
W86" D38.5" H33.5"
A.H.25" S.H.18.5"
S.W.78" S.D.28"

Marina



#17 MAHOGANY/
SUNBRELLA ROPE



LOUNGE 307717
C007P + FABRIC (DREAM)
W31" D35" H33"
A.H.26" S.H.18"
S.W.24" S.D.26"



OTTOMAN 307817
C008 + FABRIC
W28" D20" H16"
S.H.17"
S.W.20" S.D.18.5"



SOFA 307517
C006P + FABRIC (DREAM)
THROW PILLOWS(2 INC.) 867+FABRIC
W75" D35" H32.75"
A.H.26" S.H.18"
S.W.69" S.D.26"



LOUNGE CHAIRS | OTTOMANS | SOFAS/LOVESEATS

We offer standard, premium (Dream), and reticulated foam cushions. Please visit our website for more information regarding all cushion skus. Cushion sku examples: Standard - C482+Fabric, Dream - C482P+Fabric, Reticulated - C482R+Fabric.

ALL SEAT HEIGHTS
INCLUDE CUSHION.

Milano



#17 MAHOGANY



LOUNGE
386717
C185+FABRIC
C185S+FABRIC (SEAT ONLY)
C185P+FABRIC (DREAM)
C185SP+FABRIC (DREAM SEAT ONLY)
W42.5" D38.125" H31"
A.H.23.25" S.H.16.75"
S.W.26.375" S.D.26"



OTTOMAN
386817
C187+FABRIC
W28.25" D25.125" H11.75"
S.H.15.75"
S.W.28.375" S.D.25.25"



SOFA
386517
C186+FABRIC
C186S+FABRIC (SEAT ONLY)
C186P+FABRIC (DREAM)
C186SP+FABRIC (DREAM SEAT ONLY)
THROW PILLOWS SOLD SEPARATELY
W86.5" D38.125" H31"
A.H.23.25" S.H.15.625"
S.W.26.375" S.D.25.5"

Oxford



#2
ANCIENT EARTH



#17
MAHOGANY



LOUNGE CHAIR
4817+FINISH 2,17
C077P+FABRIC (DREAM)
W30.75" D35" H37"
A.H.25" S.H.18.25"
S.W.25" S.D.26"



OTTOMAN
4821+FINISH 2,17
C079+FABRIC
W24.5" D20.25" H12"
S.H.15.5"
S.W.24.5" S.D.20.25"



SOFA
4815+FINISH 2,17
C076P+FABRIC (DREAM)
THROW PILLOWS (2 INC.) 867+FABRIC
W80.5" D35" H37"
A.H.25" S.H.18"
S.W.74.25" S.D.26"

Palm



#17 MAHOGANY



#24 OYSTER



LOUNGE CHAIR
4657+FINISH
C326+FABRIC
C326P+FABRIC (DREAM)
W32.5" D32" H38"
A.H.26" S.H.18"
S.W.26" S.D.32"



OTTOMAN
4661+FINISH
C328+FABRIC
W24" D18" H15.5"
S.H.18.5"
S.W.23.5" S.D.17"



SOFA
4655+FINISH
C324+FABRIC
C324P+FABRIC (DREAM)
THROW PILLOWS (2 INC-867+FABRIC#)
W78" D33" H37.25"
A.H.25.5" S.H.18"
S.W.72" S.D.18.5"



LOVESEAT
4654+FINISH
C323+FABRIC
C323P+FABRIC (DREAM) C333+FABRIC
(SEAT ONLY) C333P+FABRIC (DREAM
SEAT ONLY)
THROW PILLOWS SOLD SEPARATELY
W52" D33" H37.5"
A.H.25.5" S.H.18"
S.W.48" S.D.21"



LOUNGE CHAIRS | OTTOMANS | SOFAS/LOVESEATS

We offer standard, premium (Dream), and reticulated foam cushions. Please visit our website for more information regarding all cushion skus. Cushion sku examples: Standard - C482+Fabric, Dream - C482P+Fabric, Reticulated - C482R+Fabric.

ALL SEAT HEIGHTS
INCLUDE CUSHION.

Paris



#0 EBONY



CURVE SOFA
6255+FINISH
C629+FABRIC
W80.25" D40.75" H37"
A.H.26.5" S.H.19.5"
S.W56" S.D.27"

Provance



#2 ANCIENT
EARTH



LOUNGE CHAIR 40672
889+FABRIC
889P+FABRIC (DREAM)
W32" D32" H36"
A.H.25" S.H.18.75"
S.W.24.75" S.D.26"



OTTOMAN
40602
850+FABRIC
W24.25" D18.25" H13.75"
S.H.17.5"
S.W.24.25" S.D.18.25"



LOVESEAT
42672
C148+FABRIC
C148P+FABRIC (DREAM)
THROW PILLOWS (2 INC.)
867+FABRIC
W56" D33" H36"
A.H.25" S.H.20.5"
S.W.51" S.D.20"



SOFA
40642
888+FABRIC
888P+FABRIC (DREAM)
THROW PILLOWS (2 INC.) 867+FABRIC
W78.5" D33" H34.75"
A.H.25.5" S.H.19.5"
S.W.73" S.D.32.5"

Regent



#24 OYSTER



REGENT LOUNGE CHAIR 352724
C735+FABRIC
C735S+FABRIC (SEAT ONLY)
C735P+FABRIC (DREAM)
C735SP+FABRIC (DREAM SEAT ONLY)
W36" D36.5" H36.625"
A.H.25.125" S.H.18.375"
S.W.24" S.D.26"



REGENT OTTOMAN 352824
C738+FABRIC
W27.375 D21.875" H14.875"
S.H.17.375"
S.W.20.375" S.D.21.25"



REGENT SOFA
352624
C737+FABRIC
C737S+FABRIC (SEAT ONLY)
C737P+FABRIC (DREAM)
C737SP+FABRIC (DREAM SEAT ONLY)
THROW PILLOWS SOLD SEPARATELY
W84.125" D37.25" H36.5"
A.H.25.125" S.H.18.375"
S.W.73.75" S.D.26"



LOUNGE CHAIRS | OTTOMANS | SOFAS/LOVESEATS

We offer standard, premium (Dream), and reticulated foam cushions. Please visit our website for more information regarding all cushion skus. Cushion sku examples: Standard - C482+Fabric, Dream - C482P+Fabric, Reticulated - C482R+Fabric.

ALL SEAT HEIGHTS
INCLUDE CUSHION.

Royan



#11 SANDALWOOD /
SEAGRASS



LOUNGE CHAIR
324711
C502+FABRIC
C502P+FABRIC (DREAM)
C506+FABRIC (SEAT ONLY)
C506P+FABRIC (DREAM SEAT ONLY)
W34" D30" H39"
A.H.24.75" S.H.18.5"
S.W.24.5" S.D.25.5"



OTTOMAN 324911
C504+FABRIC
W25.5" D23" H13"
S.H.16"
S.W.23.5" S.D.22.5"



SOFA
324511
C505+FABRIC
C505P+FABRIC (DREAM)
THROW PILLOWS (2INC.) 867+FABRIC
C507+FABRIC (SEATS ONLY)
C507P+FABRIC (DREAM SEATS ONLY)
THROW PILLOWS SOLD SEPARATELY
W82" D30" H39"
A.H.24.75" S.H.18.5"
S.W.71" S.D.25.5"

Rustic



#2 BLACK WALNUT



#15 WEATHERED



LOUNGE CHAIR
3747+FINISH 2,15
C050+FABRIC
C050P+FABRIC (DREAM)
C090+FABRIC (SEAT ONLY)
C090P+FABRIC (DREAM SEAT ONLY)
W37.25" D38" H30.75"
A.H.23" S.H.16.25"
S.W.25" S.D.26"




OTTOMAN
3749+FINISH 2,15
C051+FABRIC
W25.25" D25.25" H11"
S.H.15"
S.W.25.5" S.D.25.5"



SOFA 3745+FINISH 2,15 C052+FABRIC
C052P (DREAM)+FABRIC
THROW PILLOWS (2 INC.) 867+FABRIC
C091 (SEATS ONLY)
C091P (DREAM SEATS ONLY)
THROW PILLOWS SOLD SEPARATELY
W81.25" D38" H30.75"
A.H.23" S.H.17"
S.W.71.25" S.D.26.5"

Sedona



#2 BLACK WALNUT



#15 WEATHERED



LOUNGE CHAIR
3477+FINISH 2,15
C242+FABRIC
C242P+FABRIC (DREAM)
C252+FABRIC (SEAT ONLY)
C252P+FABRIC
(DREAM SEAT ONLY)
W32" D35" H37"
A.H.24" S.H.18.5"
S.W.22.5" S.D.25"



OTTOMAN
3481+FINISH 2,15
C244+FABRIC
W24" D21.5" H11.5"
S.H.15.25"
S.W.24" S.D.23"



LOVE SEAT
3474+FINISH 2,15
C243+FABRIC C243P+FABRIC
(DREAM) THROW PILLOWS
(*2 INC.) 867+FABRIC
C253+FABRIC (SEATS ONLY)
C253P+FABRIC
(DREAM SEATS ONLY)
THROW PILLOWS SOLD SEPARATELY
W76" D31" H36.5"
A.H.25.625" S.H.19.5"
S.W.50" S.D.26"



SOFA
3475+FINISH 2,15
C245+FABRIC
C245P+FABRIC (DREAM)
THROW PILLOWS (*2 INC.)
867+FABRIC
C255+FABRIC (SEATS ONLY)
C255P+FABRIC (DREAM SEATS ONLY)
THROW PILLOWS SOLD SEPARATELY
W52" D31" H36.5"
A.H.25.5" S.H.19.5"
S.W.73" S.D.26"



LOUNGE CHAIRS | OTTOMANS | SOFAS/LOVESEATS


We offer standard, premium (Dream), and reticulated foam cushions. Please visit our website for more information regarding all cushion skus. Cushion sku examples: Standard - C482+Fabric, Dream - C482P+Fabric, Reticulated - C482R+Fabric.

ALL SEAT HEIGHTS
INCLUDE CUSHION.

Sierra



#17 MAHOGANY RESIN /
MAHOGANY RESYSTA



LOUNGE
3437+FINISH 17,24
C610+FABRIC
C610P+FABRIC (DREAM)
W35.375" D35" H30.25"
A.H.22.25" S.H.16.25"
S.W.26.375" S.D.25.5"



OTTOMAN 3431+FINISH
17,24 C611+FABRIC
W28" D19.625" H10.375"
S.H.14.5"
S.W.28" S.D.19.75"



SOFA
3435+FINISH 17,24 C612+FABRIC
C612P+FABRIC (DREAM)
THROW PILLOWS (2INC.) 867+FABRIC
W90.5" D35" H30.125"
A.H.22.25" S.H.16.375"
S.W.82" S.D.25.5"

Skye



#2 BLACK WALNUT #24



OYSTER
*SELECT PIECES ONLY



*LOUNGE CHAIR
3587+FINISH 2,24
C482+FABRIC
C482P+FABRIC (DREAM)
C478+FABRIC (SEAT ONLY)
C478P+FABRIC (DREAM
SEAT ONLY)
W27" D33.5" H37"
A.H.24.5" S.H.18.5"
S.W.24.75" S.D.24"



*OTTOMAN
3582+FINISH 2,24
C294+FABRIC
W24" D22" H13"
S.H.17"



LOVESEAT
35942
C487+FABRIC
C487P+FABRIC (DREAM)
THROW PILLOW (2 INC.) 867+FABRIC
C479+FABRIC (SEATS ONLY)
C479P+FABRIC (DREAM SEATS ONLY)
THROW PILLOWS SOLD SEPARATELY
W52.75" D33.5" H37"
A.H.24.5" S.H.18.5"
S.W.50.25" S.D.24.25"



*SOFA
3585+FINISH 2,24
C484+FABRIC
C484P+FABRIC (DREAM)
THROW PILLOW (2 INC.) 867+FABRIC
C485+FABRIC (SEATS ONLY)
C485P+FABRIC (DREAM SEATS ONLY)
THROW PILLOWS SOLD SEPARATELY
W76" D33.5" H37"
A.H.24.5" S.H.18.5"
S.W.73.5" S.D.24"

Somerset



#2 ANCIENT EARTH



LOUNGE CHAIR 40072
C342+FABRIC
C342P+FABRIC (DREAM)
W28.5" D29.5" H36.25"
A.H.25.5" S.H.18.5"
S.W.24" S.D.25.5"



OTTOMAN
40022
C344+FABRIC
W24.5" D18.375" H15.25"
S.H.16.25"
S.W.21.375" S.D.17"



LOVESEAT
40042
C346+FABRIC
C346P+FABRIC (DREAM)
THROW PILLOWS (2 INC.)
867+FABRIC
W54.5" D33.75" H36.5"
A.H.24.75" S.H.17.625"
S.W.47" S.D.25"



SOFA
40052
C343+FABRIC
C343P+FABRIC (DREAM)
THROW PILLOWS (2 INC.)
867+FABRIC
W78.5" D33" H36.25"
A.H.25.5" S.H.18"
S.W.69.5" S.D.25"



LOUNGE CHAIRS | OTTOMANS | SOFAS/LOVESEATS

We offer standard, premium (Dream), and reticulated foam cushions. Please visit our website for more information regarding all cushion skus. Cushion sku examples: Standard - C482+Fabric, Dream - C482P+Fabric, Reticulated - C482R+Fabric.

ALL SEAT HEIGHTS
INCLUDE CUSHION.

Terrazza



#02 ANCIENT EARTH



#09 WEATHERED



LOUNGE CHAIR
PJ-5114+FINISH 02,09
C903+FABRIC
W31.5" D36" H38"
A.H.25.5" S.H.19"
S.W.26" S.D.25.5"



OTTOMAN
PJ-5118+FINISH 02,09
C907+FABRIC
W23.5" D18" H15.5"
S.H.18"
S.W.20.5" S.D.17.375"



LOVESEAT
PJ-5116+FINISH 02,09
C905+FABRIC
W53.5" D36" H38"
A.H.25.5" S.H.19"
S.W.47.5" S.D.25.5"



SOFA
PJ-5117+FINISH 02,09
C906+FABRIC
THROW PILLOWS SOLD SEPARATELY
W77" D36" H38"
A.H.25.5" S.H.19"
S.W.71.5" S.D.25.5"

Tetra



#8 BRUSHED
ALUMINUM /TAUPE
TEXTILENE



LOUNGE CHAIR 30878
W32" D33.9" H34.39"
A.H.24" S.H.15.37"
S.W.26" S.D.23.87"



SLANTED OTTOMAN
30898
W26" D23.87" H15.37"
S.W.26" S.D.23.87"



GANGING BENCH
30888
W26" D23.87" H15.37"
S.W.26" S.D.23.87"

Wind



#11 SANDALWOOD
RESIN/RESYSTA



#17 MAHOGANY
RESIN/RESYSTA



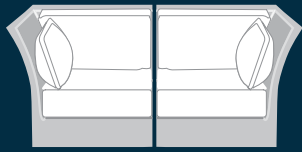
#24 OYSTER
RESIN/RESYSTA



LOUNGE CHAIR 3377+FINISH
11,17,24
W35.375" D28.75" H34.625"
A.H.34.625" S.H.15"
S.W.24" S.D.20.75"



OTTOMAN
3379+FINISH 11,17,24
W19.625" D26.375" H13.375"
S.H.12"
S.W.22" S.D.20"



SECTIONAL SEATING

All sectional frames come with clipping system. We offer standard, premium (Dream), and reticulated foam cushions. Please visit our website for more information regarding all cushion skus. Cushion sku examples: Standard - C482+Fabric, Dream - C482P+Fabric, Reticulated - C482R+Fabric.

ALL SEAT HEIGHTS
INCLUDE CUSHION.



Alyssa



#09 WEATHERED



#25 BLACK WALNUT



CORNER SECTION
7225+FINISH 09,25
W33" D33" H29.5"
A.H.29.5" S.H.17.5"
S.W.26" S.D.26"



SLIPPER CHAIR
7226+FINISH 09,25
W26" D26" H37"
S.H.17.5"
S.W.26" S.D.26"



ARMLESS LOVESEAT
7222+FINISH 09,25
W51" D33" H29.5"
S.H.17.5"
S.W.51" S.D.26"



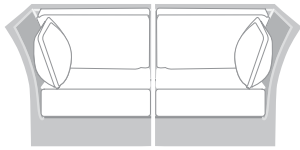
LEFT ARM LOVESEAT
7224+FINISH 09,25
W59" D33" H29.5"
A.H.29.5" S.H.17.5"
S.W.52" S.D.26"



RIGHT ARM LOVESEAT
7223+FINISH 09,25
W59" D33" H29.5"
A.H.29.5" S.H.17.5"
S.W.52" S.D.26"

*{ Throw pillows are
sold separately }*





SECTIONAL SEATING

All sectional frames come with clipping system. We offer standard, premium (Dream), and reticulated foam cushions. Please visit our website for more information regarding all cushion skus. Cushion sku examples: Standard - C482+Fabric, Dream - C482P+Fabric, Reticulated - C482R+Fabric.

ALL SEAT HEIGHTS
INCLUDE CUSHION.

Club Aluminum



#15 WEATHERED



#17 MAHOGANY



#20 FRENCH LINEN



2 CORNERS FACING



CORNER SECTIONAL, LF, RF 3322
+ FINISH 15,17,20 C551+FABRIC
C551P+FABRIC (DREAM)
C552+FABRIC (SEAT ONLY)
C552P+FABRIC (DREAM SEAT ONLY)
W33" D33.25" H31"
S.H.18.5"
S.W.26.5" S.D.26.5"



2 CORNERS FACING + SLIPPER

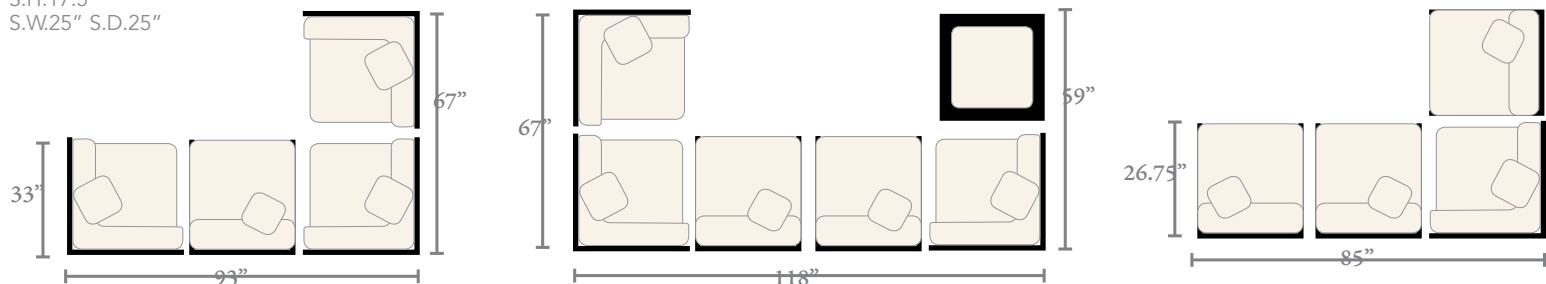


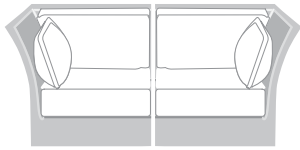
SLIPPER CHAIR
3324 + FINISH 15,17,20
C553 +FABRIC
C553P +FABRIC (DREAM)
C556+FABRIC (SEAT ONLY)
C556P+FABRIC (DREAM SEAT ONLY)
W25.5" D26.75" H32.5"
S.H.18.5"
S.W.25" S.D.26.5"

*3 sectional frames with cushions
include 2 Throw Pillows (same
grade fabric) 867+Fabric*



SECTIONAL OTTOMAN
3326 + FINISH 15,17,20
C554 +FABRIC
C554P +FABRIC (DREAM)
W25.5" D25.5" H12"
S.H.17.5"
S.W.25" S.D.25"





SECTIONAL SEATING

All sectional frames come with clipping system. We offer standard, premium (Dream), and reticulated foam cushions. Please visit our website for more information regarding all cushion skus. Cushion sku examples: Standard - C482+Fabric, Dream - C482P+Fabric, Reticulated - C482R+Fabric.

ALL SEAT HEIGHTS
INCLUDE CUSHION.

Club Teak



#4 NATURAL TEAK



#15 WEATHERED TEAK



2 CORNERS FACING →



CORNER SECTIONAL, LF, RF
2844+FINISH 4,15
C640 + FABRIC
C640P + FABRIC (DREAM)
C644 + FABRIC (SEAT ONLY)
C644P + FABRIC (DREAM SEAT ONLY)
W33.5" D33.5" H31.5"
S.H.18.5"
S.W.26.25" S.D.25.5"



2 CORNERS FACING + SLIPPER →

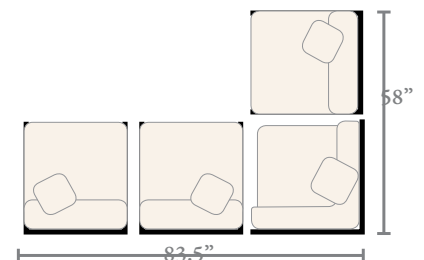
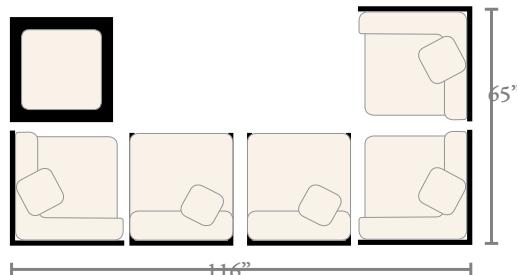
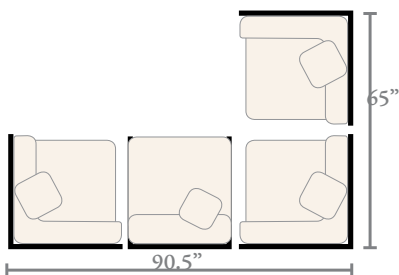


SLIPPER 2845+FINISH 4,15
C641 + FABRIC
C641P + FABRIC (DREAM)
C645 + FABRIC (SEAT ONLY)
C645P + FABRIC
(DREAM SEAT ONLY)
W26.75" D33.5" H31.5"
S.H.18.5"
S.W.26.75" S.D.25.5"

*3 sectional frames with cushions
include 2 Throw Pillows (same
grade fabric) 867+Fabric*



SECTIONAL OTTOMAN
2846+FINISH 4,15
C642 + FABRIC
W26.75" D27.5" H12"
S.H.18.5"
S.W.26.75" S.D.27.5"





SECTIONAL SEATING

All sectional frames come with clipping system. We offer standard, premium (Dream), and reticulated foam cushions. Please visit our website for more information regarding all cushion skus. Cushion sku examples: Standard - C482+Fabric, Dream - C482P+Fabric, Reticulated - C482R+Fabric.

ALL SEAT HEIGHTS
INCLUDE CUSHION.

Club Woven



#2 BLACK WALNUT



#21 FRENCH LINEN



#24 OYSTER



2 CORNERS FACING



CORNER SECTIONAL, LF, RF
3620+FINISH 2,21,24 C585+FABRIC#
C585P+FABRIC# (DREAM)
C590+FABRIC (SEAT ONLY)
C590P+FABRIC (DREAM SEAT ONLY)
W33.5" D33.5" H29.25"
A.H.24.5" S.H.17.5"
S.W.26" S.D.26"



2 CORNERS FACING + SLIPPER

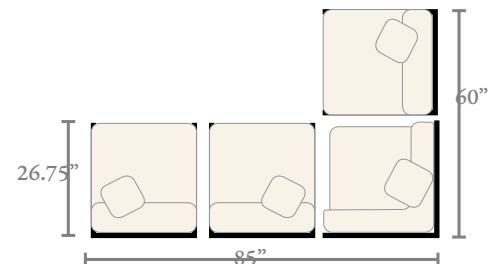
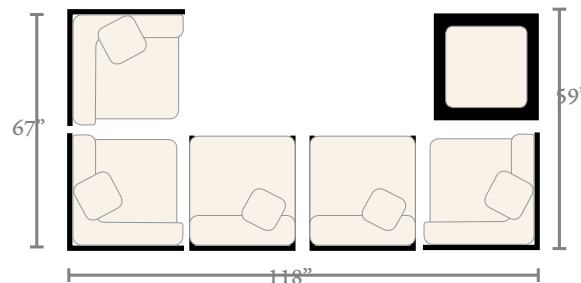
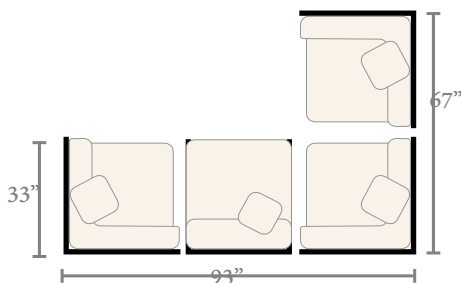


SLIPPER CHAIR
3621+FINISH 2,21,24 C586+FABRIC#
C586P+FABRIC# (DREAM)
C591+FABRIC (SEAT ONLY)
C591P+FABRIC (DREAM SEAT ONLY)
W27" D33.5" H29.5"
S.H.18"
S.W.26" S.D.26"



SECTIONAL OTTOMAN
3622+FINISH 2,21,24
C587+FABRIC#
W26" D26" H13"
S.H.18"
S.W.26" S.D.26"

*3 sectional frames with cushions
include 2 Throw Pillows (same
grade fabric) 867+Fabric*





SECTIONAL SEATING

All sectional frames come with clipping system. We offer standard, premium (Dream), and reticulated foam cushions. Please visit our website for more information regarding all cushion skus. Cushion sku examples: Standard - C482+Fabric, Dream - C482P+Fabric, Reticulated - C482R+Fabric.

ALL SEAT HEIGHTS
INCLUDE CUSHION.

Rustic



#2 BLACK WALNUT



#15 WEATHERED



SECTIONAL LEFT
3763+FINISH 2,15
C056+FABRIC
C056P+FABRIC (DREAM)
C093+FABRIC (SEAT ONLY)
C093P+FABRIC
(DREAM SEAT ONLY)
W29" D36" H32"
A.H.25.75" S.H.17.5"
S.W.24.5" S.D.26"



SECTIONAL RIGHT
3762+FINISH 2,15
C055+FABRIC
C055P+FABRIC (DREAM)
C092+FABRIC (SEAT ONLY)
C092P+FABRIC (DREAM SEAT ONLY)
W29" D36" H32"
A.H.25.75" S.H.17.5"
S.W.24.5" S.D.26"

SEC. RIGHT & LEFT

SEC. RIGHT & LEFT
+SLIPPER



SECTIONAL SLIPPER
3768+FINISH 2,15
C057+FABRIC
C057P+FABRIC (DREAM)
C094+FABRIC (SEAT ONLY)
C094P+FABRIC (DREAM SEAT ONLY)
W26" D36" H32"
S.H.17.25"
S.W.25.5" S.D.26"

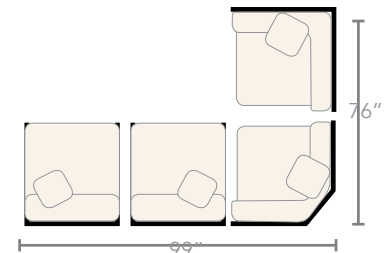
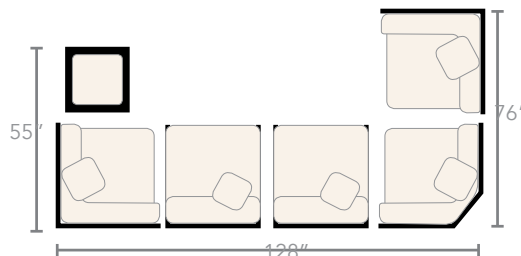
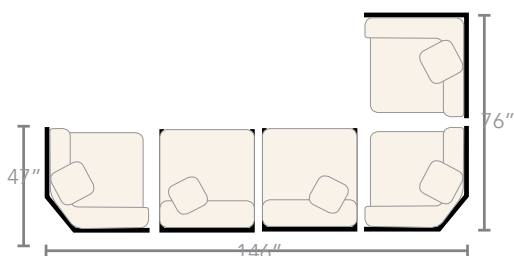



SECTIONAL CORNER
3769+FINISH 2,15
C058+FABRIC
C058P+FABRIC (DREAM)
C095+FABRIC (SEAT ONLY)
C095P+FABRIC (DREAM SEAT ONLY)
W61" D40" H32"
S.H.17.5"
S.W.47" S.D.28.5"



OTTOMAN
3749+FINISH 2,15
C051+FABRIC
W25.25" D25.25" H11"
S.H.15"
S.W.25.5" S.D.25.5"

*3 sectional frames with cushions
include 2 Throw Pillows (same
grade fabric) 867+Fabric*





SECTIONAL SEATING

All sectional frames come with clipping system. We offer standard, premium (Dream), and reticulated foam cushions. Please visit our website for more information regarding all cushion skus. Cushion sku examples: Standard - C482+Fabric, Dream - C482P+Fabric, Reticulated - C482R+Fabric.

ALL SEAT HEIGHTS
INCLUDE CUSHION.

Tetra



#8 BRUSHED ALUMINUM
/TAUPE TEXTILENE



RIGHT ARM FACING
LOUNGE CHAIR 30848
W30" D33.875" H34.375"
A.H.24" S.H.15.375"
S.W.26" S.D.23.875"

RIGHT ARM FACING LOUNGE CHAIR +
LEFT ARM FACING LOUNGE CHAIR



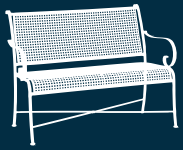
LEFT ARM FACING
LOUNGE CHAIR 30838
W30" D33.875" H34.375"
A.H.24" S.H.15.375"
S.W.26" S.D.23.875"

RIGHT ARM FACING LOUNGE CHAIR +
SLIPPER LOUNGE
+ LEFT ARM FACING LOUNGE CHAIR



SLIPPER LOUNGE 30858
W28" D33.875" H34.375"
S.H.15.375"
S.W.26" S.D.23.875"

*Throw pillows are
sold separately*



GARDEN BENCHES

SEATING





BENCHES

N-DURA RESIN + TEAK

ALL SEAT HEIGHTS INCLUDE CUSHION.



Aire



#2 ANCIENT EARTH/
BLACK WALNUT



#17 MAHOGANY/
CHESTNUT

AIRE BENCH
3568+FINISH 2,17
C475+FABRIC (SEAT ONLY)
W44.5" D25.5" H36"
A.H.25.625" S.H.18"
S.W.42.5" S.D.21.25"



Club Teak



#4 NATURAL
TEAK



#15
WEATHERED
TEAK

CLUB TEAK BENCH
2850+FINISH 4,15
C646+FABRIC W59.25"
D26" H38.25"
A.H.25.25" S.H.18.5"
S.W.55" S.D.19.75"



CLUB BACKLESS BENCH 2854+FINISH
4,15
C648+FABRIC (SOLID FABRICS ONLY)
W59" D15.75" H15.75"
S.H.17.25"
S.W.59" S.D.15.75"





BENCHES

WROUGHT ALUMINUM

ALL SEAT HEIGHTS INCLUDE CUSHION.

Club Aluminum



#15
WEATHERED



#17
MAHOGANY

CLUB 60" BENCH
3325 + FINISH 15,17
C012 + FABRIC (SOLID FABRICS ONLY)
W60" D16" H16.75"
S.H.18.75"
S.W.57" S.D.13.75"



Oxford



#2 ANCIENT
EARTH



#17
MAHOGANY

OXFORD BENCH
4824+FINISH 2,17
C088+FABRIC (SEAT ONLY)
W45.5 D26.25" H36.5"
A.H.26.25" S.H.18.5"
S.W.42" S.D.20"



Palm



#17
MAHOGANY



#24
OYSTER

PALM BENCH 4665+FINISH
17,24 C330+FABRIC (SEAT
ONLY) W46.5" D26" H38"
A.H.25" S.H.19"
S.W.41" S.D.19"





BENCHES

CAST ALUMINUM

ALL SEAT HEIGHTS INCLUDE CUSHION.



Provance



#2 ANCIENT
EARTH

PROVANCE BENCH
40682
830+FABRIC (SEAT ONLY)
W43" D24" H37.5"
A.H.26" S.H.19.5"
S.W.38" S.D.17.5"



Somerset



#2 ANCIENT
EARTH

SOMERSET BENCH 40142
C349+FABRIC (SEAT ONLY)
W48.25" D26.25" H34"
A.H.25.5" S.H.19"
S.W.41.25" S.D.18"





BENCHES

N-DURA RESIN + WROUGHT IRON

ALL SEAT HEIGHTS INCLUDE CUSHION.

Skye



#2
BLACK WALNUT



#24
OYSTER

SKYE BENCH 3584+FINISH
2,24 C486+FABRIC (SEAT
ONLY) W44.5" D25.5"
H36.25"
A.H.26" S.H.18"
S.W.42.5" S.D.20"



Verano



#2 EBONY

VERANO BENCH 53872
C547+FABRIC (SEAT ONLY)
W49.5" D26.375" H34.25"
A.H.25.375" S.H.18.25"
S.W.45.675" S.D.17.375"





CHAISE LOUNGES





CHAISE LOUNGES

ALL SEAT HEIGHTS INCLUDE CUSHION.

Aire



#2 ANCIENT EARTH / BLACK WALNUT



#17 MAHOGANY / CHESTNUT



AIRE STACKABLE
CHAISE 3563+FINISH 2,17
C477+FABRIC
W28.75" D83.5" H39"
S.H.15"
S.W.22.25" S.D.50"

Charleston {Aluminum}



#17 MAHOGANY



#24 OYSTER



CHARLESTON CHAISE
3673+FINISH 17,24
C578+FABRIC
W28.75" D77.5" H21.75"
A.H.22" S.H.17.5"
S.W.26" S.D.48"

Classic Wicker



#2 BLACK WALNUT



#15 WEATHERED PEBBLE



#21 FRENCH LINEN



CLASSIC CHAISE LOUNGE
3123+FINISH 2,15,21
3" THICK C130+FABRIC
7" THICK C190+FABRIC
W27" D73.5" H41.5"
S.H.15.5"/19.5"
S.W.25.5" S.D.50"

Croquet {Aluminum}



#15 WEATHERED



#17



MAHOGANY

#20 FRENCH LINEN



CROQUET CHAISE
LOUNGE
3333 + FINISH 15,17,20
C014 + FABRIC
W27.75" D66.75" H38"
A.H.23" S.H.16"
S.W.23" S.D.49"



CHAISE LOUNGES

ALL SEAT HEIGHTS INCLUDE CUSHION.

Halo



#2 BLACK WALNUT



HALO CHAISE LOUNGE
35432
W29.5" D80" H23"
A.H.23" S.H.16"
S.W.22.5" S.D.47"

Provance



#2 ANCIENT EARTH



PROVANCE CHAISE LOUNGE
40532
821+FABRIC
W29.25" D78.5" H37"
A.H.25" S.H.18.5"
S.W.24" S.D.49.5"

Resort - Sling



#2 ANCIENT EARTH/
SLING



STACKABLE
RESORT SLING CHAISE LOUNGE
30222
W27" D78.5" H41.625"
S.H.13.375"
S.W.22" S.D.46.25"

Resort - Strap



#17 MAHOGANY/
VINYL STRAP



STACKABLE
RESORT STRAP CHAISE LOUNGE
302317
W27" D78.5" H39.75"
S.H.13.375"
S.W.22" S.D.47.625"

Resort - Woven



#17 MAHOGANY/
CHESTNUT



STACKABLE
RESORT WOVEN CHAISE LOUNGE
302424
W27" D78.5" H41.625"
S.H.13.375"
S.W.22" S.D.46.25"



#24 OYSTER/
OYSTER RESIN



STACKABLE
RESORT WOVEN CHAISE LOUNGE
302417
W27" D78.5" H41.625"
S.H.13.375"
S.W.22" S.D.46.25"



CHAISE LOUNGES

ALL SEAT HEIGHTS INCLUDE CUSHION.

Rustic



#2



BLACK WALNUT

#15

WEATHERED



RUSTIC BENCH/ CHAISE
3743+FINISH 2,15
C053+FABRIC
W29.5" D85.5" H30"
S.H.14.5"
S.W.24.5" S.D.49.75"

Skye



#2 BLACK WALNUT



#24 OYSTER



SKYE CHAISE LOUNGE
3583+FINISH 2,24
C483+FABRIC
W25.5" D80.5" H40"
S.H.18"
S.W.23" S.D.48"

Somerset



#2 ANCIENT EARTH



SOMERSET CHAISE
40032
C345+FABRIC
W28.75" D79" H42.5"
A.H.22.75" S.H.17"
S.W.21.875" S.D.46.5"

Terrazza



#02 ANCIENT EARTH



#09 WEATHERED



TERRAZZA CHAISE LOUNGE
PJ-5121+FINISH 02,09
C908+FABRIC
W31.5" D83" H24"
A.H.23.625" S.H.17.625"
S.W.24" S.D.48.375"

Tetra



STAINLESS STEEL + TAUPE SLING



TETRA CHAISE
SR-1063B
W27.3" D80.34" H27.5"

Verano



#2 EBONY



VERANO CHAISE
53832
C399+FABRIC W26"
D78" H23.5"
A.H.23.5" S.H.17.5"
S.W.23.5" S.D.49.5"



DAYBEDS

ALL SEAT HEIGHTS INCLUDE CUSHION.

Sedona



#2 BLACK WALNUT



#15 WEATHERED



SEDONA DAYBED
3478+FINISH 2,15
SEAT AND BACK CUSHIONS
C239+FABRIC*
SEAT CUSHIONS ONLY C260+FABRIC*
W74" D59" H37"
S.H.19"
S.W.58.5" S.D.36"

*AVAILABLE IN SOLID FABRICS ONLY

SEDONA DAYBED OTTOMAN
3479+FINISH 2,15
OTTOMAN CUSHION C261+FABRIC*
W58.5" D26.5" H12"
S.H.19"
S.W.25.5" S.D.25.5"
*AVAILABLE IN SOLID FABRICS ONLY

Classic Wicker



#2 BLACK WALNUT



#15 WEATHERED PEBBLE



#21 FRENCH LINEN



CLASSIC WICKER
DOUBLE CHAISE LOUNGE
3127+FINISH 2,15,21
C131+FABRIC (7")
W58" D88" H41.5"
S.H.19"
S.W.56" S.D.53.5"

Rustic



#2 BLACK WALNUT




#15 WEATHERED



TWO RUSTIC CHAISE LOUNGES CAN BE USED TO CREATE A DAYBED



RUSTIC BENCH/ CHAISE
3743+FINISH 2,15
C053+FABRIC
W29.5" D85.5" H30"
S.H.14.5"
S.W.24.5" S.D.49.75"



TABLES

TOPS, BASES, MATERIALS + SIZES




TABLE BASES FOR ALTERNATIVE TABLE TOPS

AVAILABLE FINISHES:

PLEASE NOTE THAT AVAILABLE FINISHES ARE LISTED NEXT TO INDIVIDUAL BASE. FINISH SWATCHES BELOW ARE SOLELY FOR REFERENCE.



#2 ANCIENT EARTH



#15 WEATHERED




#17 MAHOGANY



#20 FRENCH LINEN



#24 OYSTER



**WOVEN
ITEMS
ONLY**

#2 BLACK WALNUT



**WROUGHT
IRON ITEMS
ONLY**

#2 EBONY



WROUGHT IRON

IS NOT RECOMMENDED FOR USE WITH ALUMINUM TOPS. THESE ITEMS ARE NOTATED BY THIS SYMBOL



END TABLE BASES (24" TO 30" TOPS)



CORT END TABLE BASE
4286+FINISH 2,15,17,20,24
W17" H20"
FAUX: 24" SQUARE



PARIS END TABLE
BASE ONLY - 62590
W21.25" D21.25" H19.75"
FAUX: 24" SQUARE



COFFEE TABLE BASES (30" TO 42" TOPS)



CORT COFFEE 4287+FINISH
2,15,17,20, 24 W24" H16"
FAUX: 36"-48"



PARIS COFFEE BASE - 62580
W26" D26" H16.5"
FAUX: 36"-48"



EURO HEIGHT TABLE BASES (30" TO 48" TOPS)

OVAL TOPS USE 2 BASES



CORT EURO
3295+FINISH
2,15,17,24
W31" D31" H24"
FAUX: 36"-48"



CAST CORT
PEDESTAL EURO
4288+FINISH 2,17
W32" H24"
FAUX: 36"-48"



CORT WOVEN
EURO BASE
47172
W31" D31" H24"
FAUX: 36"-48"



DINING TABLE BASES | USE STANDARD ARM + SIDE CHAIRS

recommended for use with table top size listed below • OVAL TOPS USE 2 BASES



DOUBLE LATTICE
4052+FINISH 2,17
W26.5" H28.5"
FAUX: 36"-48"



CAST CORT PEDESTAL
4299+FINISH 2,17 W32"
H28.5"
FAUX: 36"-48"



CORT WOVEN DINING
BASE - 35912 W31"
D31" H28" FAUX: 36"-
48"



CORT DINING BASE
3290+FINISH
2,15,17,20,24
W31" D31" H28"
FAUX: 36"-48"

SQUARE AND
ROUND TOPS
OVER 48" USE
5 LEG BASE



CORT 5 LEG DINING BASE
3298+FINISH 2,17
W32.5" D32.5" H28" FAUX:
N/A



COUNTER TABLE BASES | USE 24" COUNTER STOOLS

recommended for use with table top size listed below • OVAL TOPS USE 2 BASES



DOUBLE LATTICE
COUNTER 42682
W26.5" H33"
FAUX: 36"-42"



CORT COUNTER
3296+FINISH 2,15,17
W31" D31" H33"
FAUX: 36"-42"



BAR HEIGHT TABLE BASES | USE 30" BARSTOOLS

recommended for use with table top size listed below • OVAL TOPS USE 2 BASES



DOUBLE LATTICE
BAR 40582
W26.5" H39"
FAUX: 30"-42"



CORT BAR 4715+FINISH
2,15,17,24 W31" D31"
H39"
FAUX: 30"-42"



CORT BAR
WOVEN BASE 47162
W31" D31" H39"
FAUX: 36"-48"



MESA COLLECTION

THE MESA TABLE TOP COLLECTION IS A PATENTED MANUFACTURING PROCESS, DEVELOPED & ORIGINALLY PRODUCED IN GERMANY & IS CURRENTLY BEING MANUFACTURED IN THE US. THE PROCESS COMBINES WOOD, RESINS AND MELAMINE TO PRODUCE A UNIQUE HIGH TECH COMPOSITE.

AVAILABLE FINISHES:



100 - CARRIBEAN BLUE




110 - ZEBRA



120 - CIRRUS



130 - WHITE WATER BAY



140 DRIFTWOOD



150 HARBOR BAY



160 THATCH



170 RICEPAPER



180 RAINFOREST



200 - DESERT GRANITE



300 - ALUMINUM TEXTURE



400 GREY CLOUD



500 ARID LIMESTONE



600 EMBOSSED COPPER



700 PIKES PEAK




800 AZTEC




900 WHITE WALNUT


ROUNDS




48" ROUND
48" ROUND NO HOLE
M148 + FINISH
48" ROUND W/HOLE
M048 + FINISH



42" ROUND
42" ROUND NO HOLE
M142 + FINISH
42" ROUND W/HOLE
M042 + FINISH




36" ROUND
36" ROUND NO HOLE
M136 + FINISH
36" ROUND W/HOLE
M036 + FINISH



30" ROUND
30" ROUND NO HOLE
M130 + FINISH
30" ROUND W/HOLE
M030 + FINISH



24" ROUND
24" ROUND NO HOLE
M 124 + FINISH
24" ROUND W/HOLE
M 024 + FINISH




18" ROUND
18" ROUND NO HOLE
M128 + FINISH
18" ROUND W/HOLE
M 028 + FINISH


RECTANGLES & SQUARES



24X32"
RECTANGULAR
 24"x32" RECT. NO HOLE
 M132 + FINISH
 24"x32" RECT. W/HOLE
 M032 + FINISH



36" SQUARE
 36" SQUARE NO HOLE
 M137 + FINISH
 36" SQUARE W/HOLE
 M 037 + FINISH



32" SQUARE
 32" SQUARE NO HOLE
 M133 + FINISH
 32" SQUARE W/HOLE
 M 033 + FINISH



24" SQUARE
 24" SQUARE NO HOLE
 M125 + FINISH
 24" SQUARE W/HOLE
 M025 + FINISH



SUPERSTONE

ALL SUPERSTONE TOPS ARE AVAILABLE IN 2 FINISHES



#2 BLACK WALNUT



#5 TRAVERTINE

SUPERSTONE IS A 5 LAYER COMPOSITE WITH 2 LAYERS OF CEMENT FIBERBOARD SURROUNDING THE ALUMINUM HONEYCOMB CORE. UV TOP COAT HIGH PERFORMANCE BONDING AGENTS, WITH NATURAL MINERAL GRANULES. NO SEALANT REQUIRED.

HOLE

NO HOLE

52" ROUND TOP (HOLE) 1805+FINISH
 *PLEASE NOTE THIS TOP REQUIRES A 5 LEG BASE

36" ROUND TOP (HOLE) 1803+FINISH

84"X40" RECT. TOP (HOLE) 1806+FINISH

RECT. TOP (HOLE) 1804+FINISH

42" SQUARE TOP (HOLE) 1807+FINISH

36" SQUARE TOP (HOLE) 1802+FINISH

24"X30" RECT. TOP 1801+FINISH

24" ROUND TOP 1800+FINISH

84"X40" SEAT 6-8

48"X30" SEAT 4-6

52" SEAT 6

42" SEAT 4-5

36" SEAT 4

36" SEAT 4

24"X30" SEAT 4

24" SEAT 2

CAST ALUMINIUM




DOUBLE LATTICE OVAL DINING



#2 ANCIENT EARTH



#17 MAHOGANY
39"X71" TOP AND BASE ONLY



39" x 71"
SEAT 6-8

42" x 84"
SEAT 8-10

OVAL 42" X 84" TOP (HOLE) 40562
+OVAL DINING BASE 40552
*ONLY AVAILABLE IN ANCIENT EARTH
W66" D25" H29"

OVAL 39" X 71" TOP (HOLE)
4066+FINISH 2,17
OVAL DINING BASE
4065+FINISH 2,17
W54" D25" H29"

DOUBLE LATTICE TOPS + BASES




#2 ANCIENT EARTH

SQUARE AND ROUND TOPS OVER 48" USE 5 LEG BASE



DOUBLE LATTICE
60" TOP (HOLE)
42762

DOUBLE LATTICE
DINING BASE 42752
W32.5" H29"



60"
SEAT
6

DOUBLE LATTICE TOPS + BASES



#2 ANCIENT EARTH




#17 MAHOGANY
48" TOP AND BASE ONLY

48" - 4051+FINISH 2,17 (HOLE)

42" - 40572 (HOLE)

36" - 40612 (HOLE)



DOUBLE LATTICE
DINING BASE
4052+FINISH 2, 17
W26.5" H28.5"



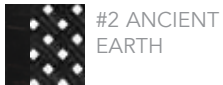
48"
SEAT
4-6

42"
SEAT
4-5

36"
SEAT
4

CAST ALUMINUM

DOUBLE LATTICE TOPS + BASES ALL CAST TOPS ARE 1.5" THICK.




BAR HEIGHT
BASE - 40582
W26.5" H39"


FOR 30" STOOLS

COUNTER HEIGHT
BASE - 42682
W26.5" H33"
FOR 24" STOOLS


32" TOP (HOLE)
42822



30" TOP (HOLE)
42622



28" TOP (HOLE)
42742





32"
SEAT
4


30"
SEAT
2-3

28"
SEAT
2

OXFORD TABLE TOPS



48" ROUND TABLE TOP
4813+FINISH (HOLE)
W47.75" D47.75" H1"

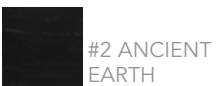


80X38 RECTANGULAR TOP
4814+FINISH (HOLE)
37.5" D81" H0.875"

48"
SEAT
4-6

84"X38"
SEAT
8-10

CAST CORT PEDESTAL BASES



CORT EURO
PEDESTAL BASE
4288+FINISH 2,17
W32" H24" FAUX:
36"-48"



CORT DINING
PEDESTAL BASE
4299+FINISH 2,17
W32" H28.5"
FAUX: 36"-48"

48"
SEAT
4-6

42"
SEAT
4-5

36"
SEAT
4

36"
SEAT
4

WROUGHT IRON



WROUGHT IRON DINING TABLES



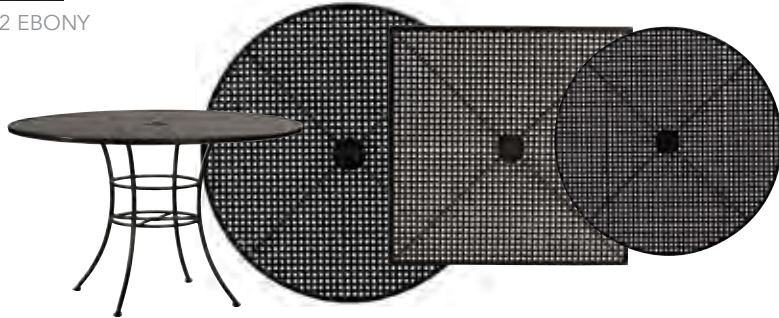
#2 EBONY

48" ROUND TABLE
TOP 53902
W48" D48" H1"

33" SQUARE TABLE
TOP 53932
W33" D33" H1"

30" ROUND TABLE
TOP 53942
W30" D30" H1"

TABLE BASE 53822
W18.5" D21.75" H28.25"



48"
SEAT
4-6

33"
SEAT
4

30"
SEAT
2-3



#09 WEATHERED



PJ-733409
BORDEAUX 44" ROUND
DINING TABLE
WITH UMBRELLA HOLE
44"D X 44"W X 29"H



PJ-733309
BORDEAUX 30" ROUND
CAFE TABLE
WITH UMBRELLA HOLE
30"D X 30"W X 29"H



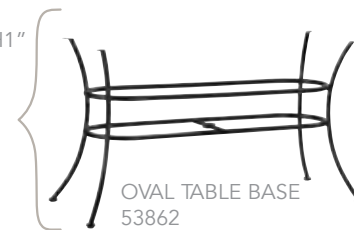
DETAIL OF BORDEAUX TABLE TOP



#2 EBONY



OVAL TABLE TOP
53952
W84" D43.5" H1"



OVAL TABLE BASE
53862
W48.5" D21" H28.25"

84"
x43.5"
SEAT
8-10

N-dura™ RESIN WICKER

CORT WOVEN TABLE BASES



#2 BLACK
WALNUT



CORT WOVEN
EURO BASE
47172
W31" D31" H24"



CORT WOVEN
DINING BASE -
35912
W31" D31" H28"



CORT WOVEN
BAR BASE 47162
W31" D31" H39"

BETWEEN 36"-48" TABLE TOP RECOMMENDED FOR ALL CORT WOVEN BASES



CLASSIC WICKER DINING TABLE



#2 BLACK WALNUT



#15 WEATHERED PEBBLE




#21 FRENCH LINEN

CLASSIC WICKER DINING TABLE
3122+FINISH 2,15, 21 - TEMPERED GLASS 71185
W48" D48" H30.5"
No Umbrella Hole



48" SEAT
4-6

TEAK



TEAK DINING TABLES




#4 NATURAL TEAK



#15 WEATHERED TEAK



PEDESTAL BASE -
2849+FINISH 4,15
W32.5" D32.5" H28.875"



48" ROUND TOP W/
UMBRELLA HOLE
2847+FINISH 4,15
W48" D48" H 30.5"

36" SQUARE TOP
W/ UMBRELLA HOLE
2859+FINISH 4,15
W36" D36" H30.5"

36" ROUND TOP
W/ UMBRELLA HOLE
2858+FINISH 4,15
W36" D36" H30.5"

48" SEAT
4-6

36" SEAT
4

36" SEAT
4

42" SEAT
4

78"X42" SEAT
6-8



42" SQUARE DINING
TABLE W/ UMBRELLA HOLE
2843+FINISH 4,15
W42" D42" H30.5"



RECTANGULAR FARM
TABLE W/ UMBRELLA HOLE
2842+FINISH 4,15
W78" D42" H30.5"


WROUGHT ALUMINUM ALL WROUGHT ALUMINUM TOPS ARE 1.5" THICK.



CLUB TOPS + BASES



#15
WEATHERED



#17
MAHOGANY



#20 FRENCH
LINEN



#24
OYSTER



CLUB RECTANGULAR DINING
TABLE W/UMBRELLA HOLE
3342+FINISH 15,17,20,24 W84"
D44" H30"
(ADA COMPLIANT)



CLUB SQUARE
DINING TABLE W/
UMBRELLA HOLE
3332+FINISH 15,17,20,24
W44" D44" H30"
(ADA COMPLIANT)

84"X44"
SEAT
8-10

44"
SEAT
6

QUATTRO TOPS + BASES



ONLY AVAILABLE IN
#2 ANCIENT EARTH




QUATTRO ROUND DINING
TABLE W/ HOLE - 38092
W52" D52" H30"
(ADA COMPLIANT)



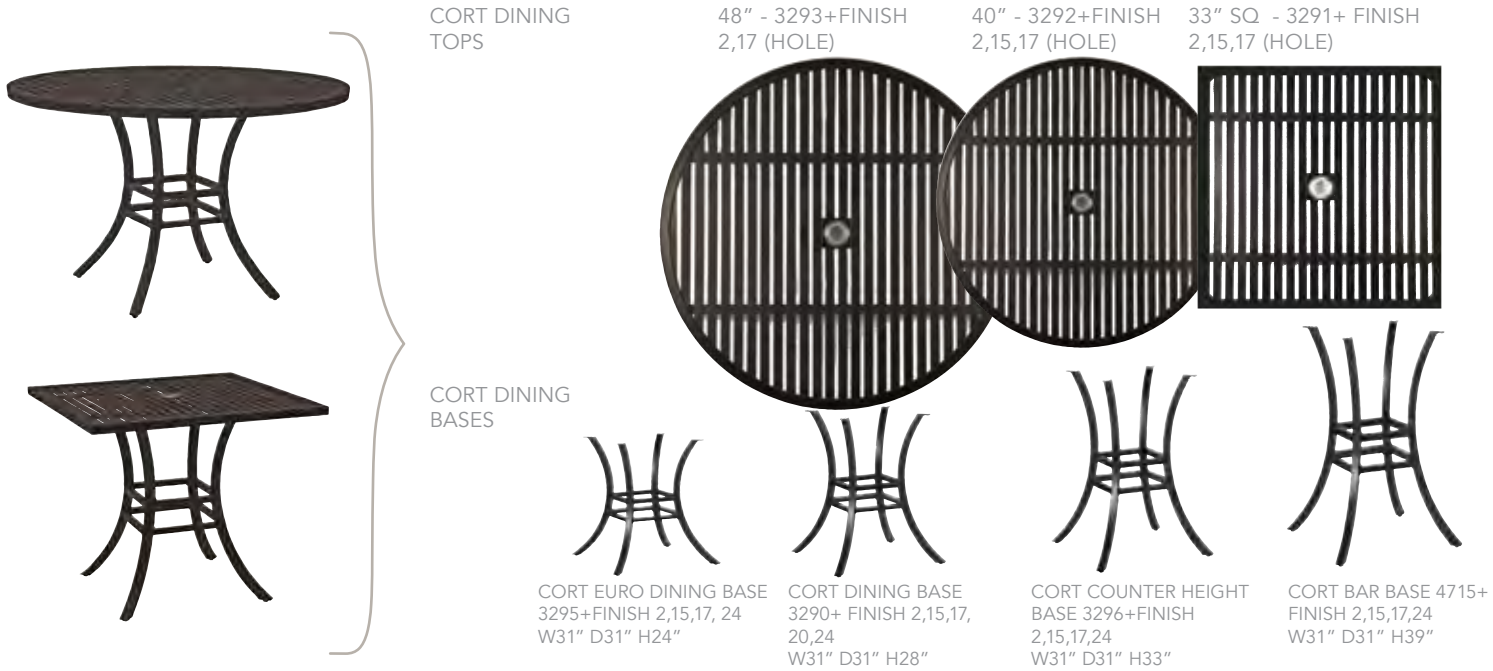
60"
SEAT
6

WROUGHT ALUMINUM ALL WROUGHT ALUMINUM TOPS ARE 1.5" THICK.

CORT TOPS + BASES



PLEASE NOTE THAT AVAILABLE FINISHES ARE LISTED NEXT TO INDIVIDUAL ITEM. FINISH SWATCHES ABOVE ARE SOLELY FOR REFERENCE.



48" SEAT 4-6
40" SEAT 5
33" SEAT 4

SLATTED TOPS + CORT BASES

VERANDAH 48" ROUND DINING TABLE/BASE
PJ-8131+FINISH 02,09
W48" D48" H29.5"

THIS TABLE IS ONLY AVAILABLE IN THESE 2 FINISHES SHOWN.
#02 ANCIENT EARTH #09 WEATHERED



SLATTED 50" ROUND TOP W / HOLE
4720+ FINISH 2,15,17, 20,24 (SEE FINISHES ABOVE)
W50" D50" H1.5"



{ 50" TOP CAN BE USED WITH BOTH CORT DINING AND EURO HEIGHT 4 LEG BASES }

SLATTED 60" ROUND TOP W/ HOLE
4728+ FINISH 2,17 (SEE FINISHES ABOVE)
W60" D60" H1.5"


{ A CORT 5 LEG BASE IS RECOMMENDED WHEN USING A 60" SLATTED TOP }



60" SEAT 6
50" SEAT 5

WROUGHT ALUMINUM ALL WROUGHT ALUMINUM TOPS ARE 1.5" THICK.

SLATTED TOPS + BASES




PLEASE NOTE THAT AVAILABLE FINISHES ARE LISTED NEXT TO INDIVIDUAL ITEM. FINISH SWATCHES ABOVE ARE SOLELY FOR REFERENCE.


CORT RECTANGULAR BASE
4714 +FINISH 2,15,17,20,24
W51" D27" H28"




CORT RECTANGULAR
BAR BASE 3297+FINISH
2,15,17
W47" D27" H40"



SLATTED RECTANGULAR 86"
X 43" TOP WITH HOLE
3283+FINISH 2,15,17, 24



SLATTED RECTANGULAR 74"
X 43" TOP WITH HOLE
4727+FINISH 2,15,17, 24



86"X43"
SEAT
8-10

74"X43"
SEAT
6-8

{ 2 HEIGHTS AVAILABLE FOR BOTH }
86" X 43" TOP AND 74" X 43" TOP




VERANDAH RECTANGULAR DINING
TABLE/BASE
PJ-8141+FINISH 02,09
W74" D42" H29.5"

#02 ANCIENT EARTH #09 WEATHERED
THIS TABLE IS ONLY AVAILABLE IN THESE 2 FINISHES SHOWN.

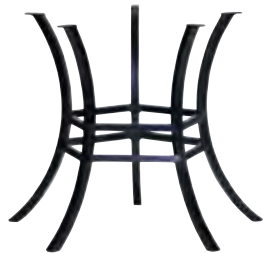


RESORT TOPS + CORT BASES

RESORT SQUARE 60" TOP W/ HOLE



CORT 5 LEG DINING BASE
3298+FINISH 2,17
W32.5" D32.5" H28"



{ A CORT 5 LEG BASE IS RECOMMENDED
WHEN USING A 60" RESORT TOP }



60"
SEAT
6

42"
SEAT
4

36"
SEAT
4


32"
SEAT
2-4

NO UMBRELLA HOLE ON 36" OR 32"

RESORT SQUARE
42" TOP W/ HOLE
3216



RESORT SQUARE
36" TOP - 3269+FINISH
15,17



RESORT SQUARE
32" TOP - 3262+FINISH
15,24



CORT EURO DINING
BASE 3295+
FINISH 2,15,17, 24
W31" D31" H24"



CORT DINING BASE
3290+
FINISH 2,15,17, 20,24
W31" D31" H28"



CORT BAR BASE
4715+ FINISH
2,15,17, 24
W31" D31" H39"

RESYSTA

Resysta is an environmentally-friendly resin product composed of rice husks, salt, and mineral oil. This innovative material requires minimum care, and is weather resistant against the sun, rain, snow, or salt water, and is not affected by heat or humidity.



RESYSTA TOPS + BASES



#17
MAHOGANY



#19
WEATHERED



#11 SANDALWOOD
(FARM TABLE ONLY)



RECTANGULAR FARM
TABLE W/ UMBRELLA HOLE
1709+FINISH 11,17,19
W42" D84" H30"



86"x43"
SEAT
8-10

60"
SEAT
6

50"
SEAT
4-5


36"
SEAT
4

32"
SEAT
2-4


Resysta is an environmentally friendly resin product composed of rice husks, salt, and mineral oil. This innovative material requires minimum care, and is weather resistant against the sun, rain, snow, or salt water, and is not affected by heat or humidity.



50" ROUND TOP
1705+FINISH 17,19
(HOLE)
DINING BASE
1701+FINISH 17,19



50" ROUND TOP
W/ UMBRELLA HOLE
1705+FINISH 17,19



30" ROUND TOP
W/ UMBRELLA HOLE
1702+FINISH 17,19



RESYSTA DINING BASE
1701+FINISH 17,19
W18.25" D23.25" 28"



36" SQUARE TOP
1703+FINISH 17,19 (HOLE)
DINING BASE 1701+FINISH
17,19
W18.25" D23.25" 28"



36" SQUARE TOP
W/ UMBRELLA HOLE
1703+FINISH 17,19




27"X30" RECT. TOP
1704+FINISH 17,19
(NO HOLE)



RESYSTA DINING BASE
1701+FINISH 17,19
W18.25" D23.25" H28"



TOP AND BASE COMPATIBILITY CHART



Revised 8-12-14

TABLE BASE	DESCRIPTION	ITEM #	Cort							Double Lattice - Cast Aluminum							
			3293 48" Round (Hole)	3292 40" Round (Hole)	3291 33" Square (Hole)	4720 50" Round (Hole)	4728 60" Round (Hole)	4727 74" x 43" Sm. Rect (Hole)	3283 86" x 43" Lg. Rect (Hole)	4062 22"	4274 28" Square (Hole)	4262 30" Round (Hole)	4282 32" Square (Hole)	4061 36" Round (Hole)	4057 42" Round (Hole)	4051 48" Round (Hole)	4276 60" Round (Hole)
Cort Aluminum	Euro	3295+Finish	1	1	1	1				1	1	1	1	1			2
	Dining	3290+Finish	1	1	1	1				1	1	1	1	1			2
	Pedestal	4299+Finish	1	1	1	1				1	1	1	1	1			2
	Pedestal Euro	4288+Finish															
	Counter Height	3296+Finish		1	1					1	1	1	1	1			2
	Bar Height	4715+Finish		1	1					1	1	1	1	1			2
	5 Leg Dining	3298+Finish					1									1	
	Rect Dining	4714+Finish						1	1								
	Rect Bar	3297+Finish						1	1								
	End	4286+Finish															
	Coffee	4287+Finish	1	1	1	1				1	1	1	1	1	1		
Cort Woven	Dining	3591+Finish	1	1	1	1				1	1	1	1	1			2
	Bar	4716+Finish		1	1					1	1	1	1	1			
	Euro	4717+Finish	1	1	1	1				1	1	1	1	1			2
Cast Cort Pedestal	Dining	4291+Finish	1	1	1	1				1	1	1	1	1			2
	Euro	4295+Finish	1	1	1	1				1	1	1	1	1			2
Cort Resysta	Dining	1701+Finish	1	1	1	1				1	1	1	1	1			
Double Lattice - Cast Al.	Large Oval Dining	4055+Finish															1
	Small Oval Dining	4065+Finish														1	
	5 Leg Dining	4275+Finish					1								1		
	Counter Height	42682+Finish		1	1	1				1	1	1	1	1			
	Bar Height	4058+Finish		1	1	1				1	1	1	1	1			
	Dining	4052+Finish	1	1	1	1				1	1	1	1	1			2
	Occasional	4263+Finish								1							
Wrought Iron	Dining	5382+Finish															
	Oval Dining	5386+Finish															
	Coffee	6258+Finish															
	End	6259+Finish															
Teak	Pedestal Dining	2849+Finish															




Faux		Oxford		Resort			Resysta				Superstone						Wrought Iron			Teak							
36" Round (Hole)	48" Round (Hole)	80" x 38" Rect (Hole)	48" Round (Hole)	60" Square (Hole)	42" Square (hole)	36" Square	32" Square	27"x30"	30" Round (Hole)	36" Square (Hole)	50" Round (Hole)	24" Round	24"x30" Rect.	36" Square (Hole)	36" Round (Hole)	42" Square	30"x48" Rect (Hole)	52" Round (Hole)	84"x40" (Hole)	30" Round (Hole)	33" Square (Hole)	48" Round (Hole)	84"x43.5" Oval (Hole)	36" Round (Hole)	36" Square (Hole)	48" Round (Hole)	
Style #'s in Catalog		4814	4813	4725	3276			1704	1702	1703	1705	1800	1801	1802	1803		1804	1805	1806	5394	5393	5390	5395	2858	2859	2847	
1	1		1		1	1	1	1	1	1	1		1	1	1	1	1		2								
1	1		1		1	1	1	1	1	1	1		1	1	1	1	1		2								
1	1		1		1	1	1	1	1	1	1		1	1	1	1	1		2								
			1																								
1	1		1		1	1	1	1	1	1			1	1	1	1	1		2								
1	1				1	1	1	1	1	1			1	1	1	1	1		2								
				1														1									
		1																		1							
												1	1														
1	1		1		1	1	1	1	1	1	1			1	1	1	1										
1	1		1		1	1	1	1	1	1	1			1	1	1	1		2								
1		2			1	1	1	1	1	1	1								1								
1	1		1		1	1	1	1	1	1	1			1	1	1	1		2								
1	1		1		1	1	1	1	1	1	1			1	1	1	1		2								
1	1		1		1	1	1	1	1	1	1			1	1	1	1		2								
1	1		1		1	1	1	1	1	1	1			1	1	1	1		2								
		1	1																								
				1														1									
1	1		1		1	1	1	1	1	1				1	1	1	1		2								
1	1		1		1	1	1	1	1	1				1	1	1	1		2								
1	1		1		1	1	1	1	1	1	1			1	1	1	1		2								
												1	1														
1	1												1	1	1	1	1		2	1	1	1	2				
																			1				1				
1	1												1	1	1	1	1			1	1	1					
												1															
																									1	1	1



OCCASIONAL TABLES

COFFEE TABLES + END TABLES







COFFEE TABLES

PLEASE NOTE THAT AVAILABLE FINISHES ARE LISTED NEXT TO INDIVIDUAL TABLE.



AIRE COFFEE TABLE
3382+FINISH 2,17
GLASS 71335
W39.875" D19.875" H17.875"



ATHENA COFFEE TABLE
39722
GLASS 71815
W42" D20.75" H17.25"



CALAIS SQUARE COFFEE TABLE
PJ-5892+FINISH 09,25
W38" D38" H17.5"



CALAIS RECT. COFFEE TABLE
PJ-5889+FINISH 09,25
W42" D22" H17.5"



CLASSIC WICKER COFFEE TABLE
3129+FINISH 2,15,21
GLASS 72455 | GLASS 72490 - #15 ONLY
W46" D29" H18"



CLUB SQUARE COFFEE TABLE
W/UMBRELLA HOLE
3341 +FINISH 15,17,20,24
W42" D42" H17.25"



CLUB RECTANGULAR
COFFEE TABLE
3323+FINISH 15,17,20,24
W48" D22.5" H19.25"



CLUB TEAK
RECTANGULAR COFFEE
TABLE 2856+FINISH 4,15
W48" D26.375" H18.125"



COTTAGE COFFEE TABLE
4011+FINISH 2,15,17
W40" D22" H16"



CROQUET TEAK COFFEE
TABLE 2841+FINISH
4,15 W50" D30" H16"
RECLAIMED WOOD ONLY



HALO COFFEE TABLE
31822
W35" D36" H19.5"



MARINA COFFEE TABLE
307917
GLASS 71095
W45" D26" H17"



PROVANCE COFFEE TABLE
42612
W47.5" D24.5" H15.75"



ROYAN COFFEE TABLE
324211
W44.5" D24.75" H18.5"



RUSTIC COFFEE TABLE
3764+FINISH 2,15
W43" D43" H17"



SKYE/CLUB WOVEN COFFEE TABLE
3589+FINISH 2,24
GLASS (OPTIONAL) 71525
W42.5" D20.5" H18"



TERRAZZA COFFEE TABLE
W/ GLASS
PJ-5119+FINISH 02,09
W48" D24" H16.5"



VILLANO COFFEE TABLE
48642
W40" D20" H18"

COFFEE TABLE BASES (30" TO 42" TOPS)



SEE TABLES PAGES FOR COMPATIBLE TOPS, SIZES, AND MATERIALS



CORT COFFEE
4287+FINISH
2,15,17,20, 24
W24" H16"
FAUX: 36"-48"



PARIS COFFEE
BASE 62580
W26" D26" H16.5"
FAUX: 36"-48"



END TABLES

PLEASE NOTE THAT AVAILABLE FINISHES ARE LISTED NEXT TO INDIVIDUAL TABLE.



AIRE END TABLE 3386+FINISH 2,17
GLASS 71305
W19.875" D19.875" H17.875"



ATHENA END TABLE 39762
GLASS 71805
W20" D20" H23.25"



ATHENA TOWEL CADDY 39782
W18" D18" H19.5"



CALAIS END TABLE PJ-5890+FINISH 09,25
W22" D22" H21"



CLASSIC END TABLE 3126+FINISH 2,15,21
GLASS 72445 | 72480
W29" D23" H22"



CLUB END TABLE 3336+FINISH 15,17,20,24
W22.5" D22.5" H21"



CLUB TEAK END TABLE 2855+FINISH 4, 15
W22.625" D22.625" H20.75"



CROQUET TEAK END TABLE 2836+FINISH 4,15
W24" D24" H22"
RECLAIMED WOOD ONLY



COTTAGE ROUND END TABLE 4006+FINISH 2,15,17
W22" D22" H26.75"



COTTAGE OCCASIONAL TABLE 4426+FINISH 2,15,17
W21" D21" H20"



HALO END TABLE 31762
W23" D23" H25.5"



MARINA END TABLE 307617
GLASS 71090
W22" D22" H24"



OXFORD END TABLE 4816+FINISH 2,17
W21.75" D21.75" H21"



PARIS END TABLE 62560
W21"D21"H21.5"



PROVANCE END TABLE - 40632
W25.25" D25.25" H20"



PROVANCE (DOUBLE LATTICE OCCASIONAL) TABLE (COMPLETE) - 40622
W22" D22" H18"



ROYAN END TABLE 324611
W22" D22" H23.5"



SKYE END TABLE 3586+FINISH 2,24
GLASS (OPTIONAL) 71515
W20" D20" H22"



TERRAZZA END TABLE W/ GLASS PJ-5120+FINISH 02,09
W22" D22" H24"



VERANO END TABLE 53852
W21" D21" H17.5"



VILLANO END TABLE - 48562
W21" D21" H20"



WIND END TABLE 3376+FINISH 11,17,24
GLASS 71825 (OPTIONAL)
W21" D21" H21"

END TABLE BASES (24" TO 30" TOPS)




SEE TABLES PAGES FOR COMPATIBLE TOPS, SIZES, AND MATERIALS



CORT END TABLE BASE 4286+FINISH 2,15,17,20,24
W17" H20"
FAUX: 24" ROUND & 24"X30" RECT.



PARIS END TABLE BASE ONLY - 62590
W21.25" D21.25" H19.75"
FAUX: 24" ROUND





ASSISTED LIVING SEATING

ALL SEAT HEIGHTS INCLUDE CUSHION.

In selecting furniture for outdoor common areas used by residents and visitors, Healthcare professionals must give special consideration to ease of use and safety as well as style, comfort, and durability. Summer Classics is pleased to offer additional collection pieces that are appropriate for assisted living communities.

Athena



#2
BLACK WALNUT



SPRING LOUNGE
39732 C537+FABRIC
C537P+FABRIC (DREAM)
C538 +FABRIC (SEAT ONLY)
C538P +FABRIC
(DREAM SEAT ONLY)
W35.75" D37" H36.25"
A.H.24.75" S.H.17.5"
S.D.26.75" S.W.24.5"

Charleston



#17
MAHOGANY



#24
OYSTER



EURO SPRING LOUNGE
3676+FINISH 17,24
C580+FABRIC (SEAT ONLY)
W27" D31.25" H36"
A.H.25" S.H.18"
S.W.23.5" S.D.21.5"



SPRING LOUNGE 3680+FINISH 17,24
C571+FABRIC
C571S+FABRIC (SEAT ONLY)
C571P+FABRIC (DREAM)
C571SP+FABRIC (DREAM SEAT ONLY) W
26.5" D36.125" H37.75"
A.H.24.75" S.H.17.75"
S.W.26" S.D.26.5"

Classic Wicker



#2
BLACK WALNUT



#15 WEATHERED
PEBBLE



#21
FRENCH LINEN



SINGLE GLIDER
3124+FINISH 2,15,21
870+FABRIC
W28.5" D29" H37.5"
A.H.26" S.H.19"
S.W.19" S.D.21"



PLANTATION ROCKER
3114+FINISH 2,15,21
814+FABRIC
W28.5" D35.5" H37"
A.H.26" S.H.16"
S.W.18.5" S.D.19.25"



DOUBLE GLIDER
3125+FINISH 2,15,21
871+FABRIC
W49" D29" H37.5"
A.H.26" S.H.19.5"
S.W.40.25" S.D.21"

Club / Croquet Aluminum



#15
WEATHERED



#17
MAHOGANY



#20
FRENCH LINEN



CLUB ROCKER
3334+FINISH 15,17,20
C015+FABRIC
W24" D34" H39"
A.H.25.25" S.H.20"
S.D.20" S.W.20.25"



SPRING LOUNGE
3348+FINISH 15,17,20
SEAT & BACK
C314P+FABRIC (DREAM)
C319P+FABRIC
(DREAM SEAT ONLY)
W32" D35.75" H37.75"
A.H.25" S.H.19"
S.W.26" S.D.26.5"

Lattice



#2
ANCIENT
EARTH



SPRING LOUNGE 45092
C654+FABRIC C654S+FABRIC
(SEAT ONLY) C654P+FABRIC
(DREAM) C654SP+FABRIC
(DREAM SEAT ONLY)
W28" D34.25" H36"
A.H.24.5" S.H.17.5"
S.W.24.75" S.D.26.5"

Oxford



#2
ANCIENT
EARTH



#17
MAHOGANY



SPRING LOUNGE
4818+FINISH 2,17
C078P+FABRIC (DREAM)
W31" D34.25" H37"
A.H.25" S.H.18.25"
S.D.27.75" S.W.23.5"

ASSISTED LIVING

SEATING

ALL SEAT HEIGHTS INCLUDE CUSHION.

Palm



#17



MAHOGANAY

#24
OYSTER



SPRING LOUNGE
CHAIR 4667+FINISH
C326+FABRIC
C326P+FABRIC (DREAM)
W32.5" D32" H38"
S.D.27" S.W.25"
A.H.25.5" S.H.20.5"

Paris



#0
EBONY



HIGH BACK SPRING
LOUNGE 62575
C631+FABRIC
W28.125" D36.75" H40.5"
S.D.27" S.W. 26"
A.H.26.5" S.H.19.5"

Provance



#2
ANCIENT
EARTH



SPRING LOUNGE CHAIR
40892
C210+FABRIC
C210P+FABRIC (DREAM)
W32" D32" H36"
S.W.25" S.D.27"
A.H.25.5" S.H.18.5"

Royan



#11
SANDALWOOD/
SEAGRASS



SPRING LOUNGE 324411
C503+FABRIC
C503P+FABRIC (DREAM)
C508+FABRIC (SEAT ONLY)
C508P+FABRIC (DREAM SEAT ONLY)
W35" D32.625" H37.75"
S.W.25.5" S.D.25.5"
A.H.23.5" S.H.17.5"

Somerset



#2
ANCIENT EARTH



SPRING LOUNGE 40082
CUSHION C347+FABRIC CUSHION
C347P+FABRIC (DREAM) W26.5"
D29.5" H36.5"
S.D.23" S.W.25.5"
A.H.25.5" S.H.18.5"

Terrazza



#02 ANCIENT EARTH




#09 WEATHERED



SPRING LOUNGE
PJ-5115+FINISH 02,09
C904+FABRIC
W31.5" D37" H38"
A.H.25.5" S.H.19"
S.W.26" S.D.25.5"

FINISHES



RESIN WEAVES



#2 BLACK WALNUT PEEL
AIRE/ATHENA/SKYE/HALO/
SELECT CAFÉ CHAIRS



#2 BLACK WALNUT 3MM
ROUND CLASSIC/LONDON




#2 BLACK WALNUT 6MM
HALF RING
CLUB WOVEN



#2 BLACK WALNUT 6MM
ROUND
RUSTIC/SEDONA



#2 BLACK WALNUT
KIPLING



#09 WEATHERED
ALYSSA



#09 WEATHERED
DAVENPORT




#11 SANDALWOOD/
SEAGRASS ROYAN



#11 SANDALWOOD
WIND



#15 WEATHERED
RUSTIC/SEDONA



#15 WEATHERED PEBBLE
CLASSIC



#17 CHESTNUT
CAFÉ



#17 CHESTNUT AIRE/
RESORT CHAISE



#17 MAHOGANY
MILANO



#17 MAHOGANY
SIERRA/WIND



#21 FRENCH LINEN 3MM
CLASSIC



#21 FRENCH LINEN 6MM
HALF RING
CLUB WOVEN



#24 OYSTER 6MM HALF RING
CLUB WOVEN



#24 OYSTER PELL WIND/
SIERRA/SKYE/RESORT CHAISE



#24 OYSTER 3MM
LONDON



#24 OYSTER 4MM
REGENT



#25 BLACK WALNUT
ALYSSA



#25 BLACK WALNUT
DAVENPORT

METAL FINISHES




#0 EBONY VERANO
#2 EBONY PARIS



#2 ANCIENT EARTH
#02 ANCIENT EARTH
TERRAZZA



#09 WEATHERED
TERRAZZA, BORDEAUX
#15 WEATHERED



#17 MAHOGANY



#20 FRENCH LINEN



#24 OYSTER

UPHOLSTERY



#17 MAHOGANY/SUNBRELLA
ROPE - MARINA



#17 MAHOGANY/SUNBRELLA
SUNTAN TEXTILE MARINA/
BARCELONA




#8 TAUPE TEXTILE
TETRA


RESYSTA FINISHES



#17 MAHOGANY



#11 SANDALWOOD



#19 WEATHERED




OYSTER


TEAK



#4 NATURAL TEAK




#15 WEATHERED TEAK FINISH



#17 MAHOGANY VINYL STRAP
RESORT CHAISE

VINYL STRAP

SLING



#2 ANCIENT EARTH/BLACK
SLING
RESORT CHAISE



COLORES™


EXCLUSIVE FABRIC COLLECTION





COLORES™

EXCLUSIVELY DESIGNED AND COLORED FABRICS INCLUDING SUNBRELLA® SOLUTION-DYED ACRYLICS, USING ONLY THE FINEST MATERIALS & TECHNOLOGY FOR LONGEVITY OUTDOORS.



EXCLUSIVE FABRICS DESIGNATED BY:



RAIN FABRICS DESIGNATED BY:



ALSO INTRODUCING SUNBRELLA® RAIN FABRICS.

SUNBRELLA RAIN IS A 100% WATERPROOF VERSION OF THE LEGENDARY SUNBRELLA UPHOLSTERY FABRIC. ITS CORNERSTONE FEATURE IS THE ABILITY TO QUICKLY DRY, SO YOUR GUESTS CAN SPEND MORE TIME ENJOYING AND LESS TIME WAITING.

PLEASE NOTE: WHEN ORDERING RAIN FABRICS, USE THE "RAIN" DESIGNATED FABRIC NUMBERS BELOW



606 C SUNBRELLA DUPIONE SURF



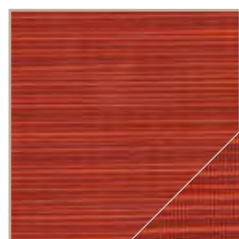
601 C SUNBRELLA DUPIONE DOVE



602 C SUNBRELLA SPECTRUM GRAPHITE



603 C SUNBRELLA SPECTRUM COFFEE



604 C SUNBRELLA DUPIONE PAPAYA




605 C SUNBRELLA DUPIONE LATTE



606 C SUNBRELLA DUPIONE SURF




607 C SUNBRELLA DUPIONE DOVE



608 C SUNBRELLA SPECTRUM GRAPHITE



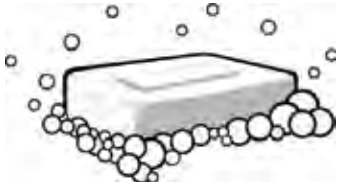
609 C SUNBRELLA DIMONE SEQUOIA



610 C SUNBRELLA FLAGSHIP OPAL



611 C SUNBRELLA ARBOR PEBBLE



Fabric Cleaning:



Please note: Zippers are included for cosmetic purposes and added drainage only. Do not remove THE FOAM CORES due to the tight fit and the difficulty with repositioning them when reinserted.
FABRICS ARE TO BE "SPOT CLEANED ONLY"
and are not suited to machine washing / dry cleaning and machine drying.

Exclusive Cleaning




TO CLEAN: CLEAN THESE FABRICS WITH WATER - BASED CLEANING AGENTS OR WATER - BASED FOAM TO REMOVE OVERALL SOIL. MANY HOUSEHOLD CLEANING AGENTS ARE HARMFUL TO THE COLOR AND LIFE OF A FABRIC. FOR REGULAR CLEANING: FREQUENTLY VACCUM OR LIGHTLY BRUSH TO REMOVE DUST AND GRIME.

sunbrella®



TO CLEAN: SPOT WASH WITH A SOLUTION OF NATURAL SOAP AND LUKEWARM WATER. FOR STUBBORN STAINS: FABRIC SPOT REMOVER OR A BLEACH / WATER MIXTURE MAY BE USED. PROTECT THE AREA AROUND YOUR SUNBRELLA FABRIC WHEN USING A BLEACH SOLUTION – BLEACH MAY DISCOLOR NON-SUNBRELLA FABRICS. ALWAYS RINSE THOROUGHLY TO COMPLETELY REMOVE BLEACH. DO NOT MACHINE WASH SUNBRELLA RAIN FABRICS.

Bella-Dura™



TO CLEAN: BLEACH MAY BE USED, HOWEVER, SPOT CLEANING WITH A WATER-BASED OR SOLVENT CLEANER (MILD SOAP) IS ALL THAT WILL BE REQUIRED FOR MOST SPILLS. APPLY CLEANING SOLUTION AND BLOT WITH A CLEAN, DRY CLOTH. NOTE: DETERGENTS WILL DAMAGE THE WATER- RESISTANT QUALITIES OF THE FABRIC.

outdura



FOR REGULAR CLEANING: FABRIC SHOULD BE CLEANED REGULARLY TO PREVENT EXCESSIVE DIRT FROM ACCUMULATING. SIMPLY BRUSH OFF ANY LOOSE DIRT AND RINSE WITH LUKEWARM WATER.
TO CLEAN: USE A SOLUTION OF LUKEWARM WATER (NOT EXCEEDING 100 DEGREES F) AND A MILD NATURAL SOAP SUCH AS IVORY™. RINSE THOROUGHLY TO REMOVE EXCESS SOAP. FOR LIGHT CLEANING, AVOID THE USE OF DETERGENTS. FOR STUBBORN STAINS: BLEACH / WATER MIXTURE MAY BE USED.



COLORES™

EXCLUSIVE FABRIC COLLECTION

COMMERCIAL GRADE FABRICS

30,000+ DOUBLE RUB



2 C OUTDURA AVILA GRAY
30K / 3.5 VERT. ONLY



07 C BELLA-DURA
GRAY OYSTER GEOMETRIC
50K / 4.625X16



13 C SUNBRELLA
MINGLE II SANGRIA
95K / 7.1X13.95



19 C BELLA-DURA
ECLIPSE LATTE
50K / 1.8125X1.9375



33 B BELLA-DURA
PORTOFINO MORNING
50K / SOLID



34 B OUTDURA
DARBY SPRING
30K / 6.75X2.875




38 C OUTDURA
FROLIC LEMONGRASS
30K / 6.75X6.75




39 A OUTDURA
CRIMSON SOLID
30K / SOLID




42 B OUTDURA
DARBY CRIMSON
30K / 6.75X2.875



44 A OUTDURA
HORIZON LEMONGRASS
30K / SOLID



54 A OUTDURA
HORIZON GRAY
30K / SOLID




58 A OUTDURA
SCOOP SAILOR
30K / SOLID



62 B OUTDURA
SOULMATE TULIP
30K / 6.75 HORIZ. ONLY



72 B OUTDURA
SHIMMER PESTO
30K / .25X.5



74 C BELLA-DURA
SUNRISE STRIPE
50K / 1.75 VERT. ONLY



78 B OUTDURA BISTRO
STRIPE APPLE 30K / 6.75
HORIZ. ONLY



COLORES™


EXCLUSIVE FABRIC COLLECTION

COMMERCIAL GRADE FABRICS

30,000+ DOUBLE RUB



103 B OUTDURA
DELANY ELM 30K
/ SOLID




107 C BELLA-DURA
CHENILLE STRIPE SOUTH BEACH
50K / 5.75 VERT. ONLY



112 C BELLA-DURA SEED
FLOWER MORNING 55K /
6.5X11



115 C BELLA-DURA
MOSIAC CORAL 50K
/ 13.5X6.625



118 C OUTDURA
SERENADE NATURAL
50K / .5X.5



134 C SUNBRELLA
PETALS SAND
100K / 14.2X16.38



135 D SUNBRELLA
LOOP HARVEST 40K
/ SOLID



145 B OUTDURA
LOGAN BALTIC
30K / SOLID




158 C BELLA-DURA
OGEE DOT PAPAYA
50K / 1.6875X1.8125



162 C BELLA-DURA
BASKETWEAVE ORANGE
50K / .25X.1875



163 D OUTDURA
GALA IVORY
30K / 1.6875X2




165 B BELLA-DURA
TEXTURED STRIPE MANGO
50K / 5.125 VERT. ONLY



170 B BELLA-DURA
IKAT
50K / 14X16.5



172 D BELLA-DURA
CHENIELLE TEXTURE
50K / 1.25X4



174 D SUNBRELLA
KALEID SANGRIA
50K / 14.2X26.58



175 B SUNBRELLA RAIN=C GRADE
FLAGSHIP OPAL
30K / SOLID



COLORES™


EXCLUSIVE FABRIC COLLECTION

COMMERCIAL GRADE FABRICS


30,000+ DOUBLE RUB



180 D SUNBRELLA
LOOP FIESTA
40K / SOLID



219 C BELLA-DURA
BIRCH TEXTURE 50K
/ SOLID




243 B SUNBRELLA
STRATUS CURACO
30K / 17.87 VERT. ONLY




245 C SUNBRELLA
CAPRICCIO SAND
100K / 14.2X13.4



250 C SUNBRELLA
MINGLE CREAM 95K
/ 7.1X13.95




251 B OUTDDURA
SCOOP BIRCH 30K
/ SOLID




252 D SUNBRELLA
MIRAGE OYSTER
95K / 28.4X27




254 D SUNBRELLA
MIRAGE SAND
95K / 28.4X27




255 A OUTDURA
WASABI
30K / SOLID




258 A OUTDURA
NATURAL WHITE
30K / SOLID



259 A OUTDURA
CANVAS BLACK
30K / SOLID



278 D SUNBRELLA
MIRAGE SKYLIGHT
95K / 28.4X27



289 C SUNBRELLA
GLIMMER SPRING
50K / 14.2X26.66



290 D SUNBRELLA
PRIMROSE MOSS
100K / 14.2X13.71



300 C SUNBRELLA
CACHET SEAGLASS
50K / 14.2X26.8



306 A OUTDURA
MEMO HEMP 30K
/ SOLID



COLORES™

EXCLUSIVE FABRIC COLLECTION

COMMERCIAL GRADE FABRICS


30,000+ DOUBLE RUB



315 C BELLA-DURA MOD
PETALS MORNING 50K /
9.125X13.875



321 B OUTDURA
ROYCE DELFT 30K
/ SOLID



325 B BELLA-DURA
PORTOFINO CORAL
50K / SOLID



327 B OUTDURA
BISTRO BLUERIDGE 60K
/ 6.75 HORIZ. ONLY



328 B OUTDURA
MUSICAL MYSTIC
30K / 9X9



338 A OUTDURA
HORIZON BAMBOO
30K / SOLID



339 A OUTDURA
HORIZON CHARCOAL
30K / SOLID




COLORES™

EXCLUSIVE FABRIC COLLECTION

STANDARD GRADE FABRICS


UNDER 30,000 DOUBLE RUBS



03 B SUNBRELLA
FIFE DUNE
15K / SOLID



10 B SUNBRELLA
CANNES FOSSIL
15K / SOLID



12 D SUNBRELLA
LEOPARD SKIN SAFARI
15K / 28.4X21.43




14 B SUNBRELLA
CANNES BUTTER
15K / SOLID



COLORES™

EXCLUSIVE FABRIC COLLECTION


STANDARD GRADE FABRICS
UNDER 30,000 DOUBLE RUBS




16 C SUNBRELLA
BENTON PEBBLE
9K / .8X13.7



20 B SUNBRELLA
CURREY INDIGO
9K / 7.14X16.75



22 B SUNBRELLA
ECHO SANGRIA 9K
/ SOLID



23 B SUNBRELLA
GRASSCLOTH SANGRIA
15K / 14.29X18.26



25 C SUNBRELLA
BINGHAM SULPHER
9K / 2X17.14



26 B SUNBRELLA
CLASSIC LINEN WHEAT
15K / 14.29X22.86



47 D SUNBRELLA
LODGE PLAIN 12K
/ 14.25X20



51 C SUNBRELLA
REGAL DASH TAUPE
3.625X11.75



55 C SUNBRELLA
REGAL DASH VELLUM
12K / 3.625X11.75




56 D SUNBRELLA
PALERMO DENIM
15K / 14.2X10




59 D SUNBRELLA
LODGE CHECK
12K / 7X6.8125




61 D SUNBRELLA
STONE IMPRINT
12K / 14.25X21.875



63 A SUNBRELLA RAIN=C GRADE
CANVAS WHEAT
15K / SOLID



76 B SUNBRELLA RAIN=C GRADE
DUPIONE SAND
9K / SOLID



93 B SUNBRELLA RAIN=C GRADE
DUPIONE BAMBOO
9K / SOLID



111 C SUNBRELLA
TEXTURED BLOCKS WREN
15K / 14X13.5



COLORES™

EXCLUSIVE FABRIC COLLECTION

STANDARD GRADE FABRICS
UNDER 30,000 DOUBLE RUBS



114 B SUNBRELLA
TATE SAPPHIRE
15K / 5.95X6.15



120 A SUNBRELLA RAIN=C GRADE
SPECTRUM COFFEE
15K / SOLID



121 D SUNBRELLA
MALLARDS LANDSCAPE
15K / 14.2X26.58




122 B SUNBRELLA
CORDIAL CLASSIC
15K / 6.14 HORIZ. ONLY



123 C SUNBRELLA
POSH WREN
15K / 22.5 VERT. ONLY




127 B SUNBRELLA
FIFE WHEAT
15K / SOLID



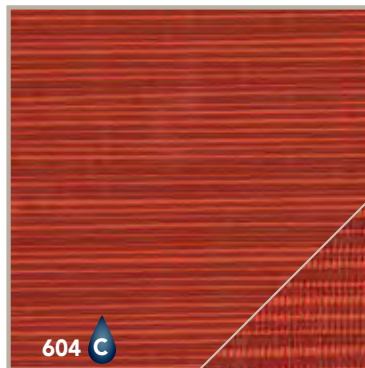
130 B SUNBRELLA
FIFE ANTIQUE BEIGE
15K / SOLID



131 C SUNBRELLA
KEY LARGO LEMONADE
15K / 27.75X27.9




136 A SUNBRELLA
ARBOR MAZE
15K / SOLID




137 B SUNBRELLA RAIN=C GRADE
DUPIONE PAPAYA
9K / SOLID



152 C SUNBRELLA
BEACH SCAPE INDIGO
15K / 28.4X13.02




153 A SUNBRELLA
STANTON LAGOON 15K
/ 8.87 HORIZ. ONLY



157 A SUNBRELLA RAIN=C GRADE
ARBOR PEBBLE
15K / SOLID



159 C SUNBRELLA
HAUTE LINEN
9K / 28X14.86



160 C SUNBRELLA
SATINE BEDROCK
15K / 9.3 HORIZ. ONLY



164 C SUNBRELLA
RONDELLA LINEN
12K / 14X13.49



COLORES™

EXCLUSIVE FABRIC COLLECTION

STANDARD GRADE FABRICS
UNDER 30,000 DOUBLE RUBS



166 C SUNBRELLA
ARIZONA SUNSET
15K / 14X13.5




169 C SUNBRELLA
SCRIPT LINEN
9K / 28X14.86




171 A SUNSHARP
SYBIL SEASIDE
9K / 9 HORIZ. ONLY



173 B SUNBRELLA
DAPPER PUTTY 12K
/ 3.5X24.35



176 C SUNBRELLA
TAG BLUESTONE 15K
/ .38X.66




177 B SUNBRELLA RAIN=C GRADE
DUPIONE SURF
9K / SOLID



183 B SUNBRELLA
QUIVER BIRCH 15K /
14.29X22.86



184 B SUNBRELLA
CARRIAGE LINEN
15K / 4.76X23.59



186 D SUNBRELLA
RANCH PEBBLE 12K
/ 14X18.94



187 C SUNBRELLA
SCRIPT DENIM
9K / 28X14.86



189 B SUNBRELLA
CARRAIGE DENIM
15K / 4.76X23.59



191 C SUNBRELLA
PORTOFINO PARCHMENT
15K / 2.5 VERT. ONLY




192 C SUNBRELLA
SATINE EITHER
15K / 9 HORIZ. ONLY



197 C SUNBRELLA
RONDELLA DENIM
12K / 14X13.49



198 B SUNBRELLA
DAPPER DENIM 12K
/ 3.5X24.35



202 B SUNBRELLA
CURREY NAUTICAL
9K / 7.14X16.75



COLORES™

EXCLUSIVE FABRIC COLLECTION

STANDARD GRADE FABRICS

UNDER 30,000 DOUBLE RUBS



203 B SUNBRELLA
SPONGE PUMICE
15K / 14X4.8



208 B SUNBRELLA
QUIVER NAUTICAL
15K / 14.29X22.86



210 B SUNBRELLA
CLASSIC LINEN COCOA
15K / 14.29X22.86



211 B SUNBRELLA
CLASSIC LINEN NATURAL
15K / 14.29X22.86



212 B SUNBRELLA
WESTIN PEBBLE
15K / 6.125 HORIZ. ONLY



214 C SUNBRELLA
BANGLORE SAND
13K / 1.9X2.8



216 B SUNBRELLA RAIN=C GRADE
DUPIONE LATTE
9K / SOLID




217 B SUNBRELLA
SPONGE SISAL
15K / 14X4.8



221 B SUNBRELLA
CORRAL SAHARA
10.5K / 23.4 VERT. ONLY



234 B SUNBRELLA
MERIDIAN PUTTY
15K / SOLID



235 C SUNBRELLA
ARCH PUMICE
15K / 3.5X14.29




237 B SUNBRELLA
CURREY CRIMSON
9K / 7.14X16.75



238 B SUNBRELLA
CLASSIC BELGIAN LINEN
15K / SOLID



240 B SUNBRELLA
FIFE CHIFFON
15K / SOLID



241 C SUNBRELLA
SAMBA STONE
15K / 14X13.74



244 C SUNBRELLA
AFRICA ONYX
15K / 14X15.89



COLORES™

EXCLUSIVE FABRIC COLLECTION

STANDARD GRADE FABRICS
UNDER 30,000 DOUBLE RUBS



247 A SUNBRELLA
DECADE PEWTER
15K / 6.72 HORIZ. ONLY




249 B SUNBRELLA
TORINO DOVE
9K / 8.87 HORIZ. ONLY



253 D SUNBRELLA
WAILEA WHEAT 15K
/ 13.7X13.7



261 B SUNBRELLA RAIN=C GRADE
DUPIONE DOVE
9K / SOLID




262 A SUNBRELLA RAIN=C GRADE
SPECTRUM GRAPHITE
15K / SOLID




263 A
TAHITI SMOKE
25K / SOLID



267 B SUNBRELLA
GRASSCLOTH TEAK
15K / 14.29X18.26



273 B SUNBRELLA RAIN=C GRADE
DIMONE SEQUOIA
9K / 5.5 HORIZ. ONLY




279 B SUNBRELLA
FIFE SEASPRAY 15K
/ SOLID



297 A SUNBRELLA
ARBOR MOCHA
15K / SOLID



298 D SUNBRELLA
WAILEA MANGROVE
15K / 13.7X14.81



316 B SUNBRELLA
GRASSCLOTH JADE
15K / 14.29X18.26



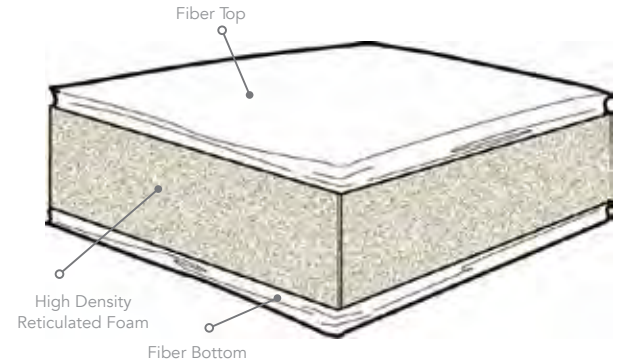
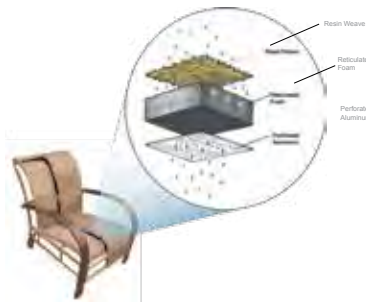
329 B SUNBRELLA
FIFE DENIM
15K / SOLID

CUSHIONS

ALL-WEATHER COLORES FABRICS

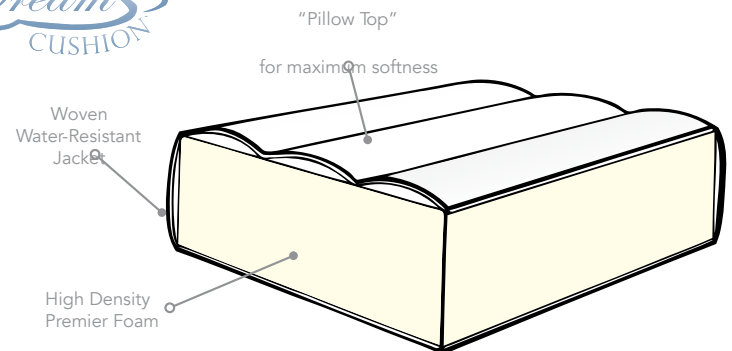
Reticulated Foam

Most of our cushions are offered in a reticulated foam core option. The reticulated foam allows for easier water drainage, reducing drying time. The reticulated foam core has a density rating of 1.8 and an indentation load deflection of 30. This combination allows for a very comfortable sit.



Dream Cushion™

Summer Classics offers 1.8 density, and California Fire Rated Foam for maximum comfort and resiliency. Our woven, water-resistant jacket features a "pillow top" of blown-fiber channels providing the utmost quality and softness. Soft, durable, and water-resistant; this is truly the perfect cushion.



SPECIAL CUSHION TREATMENTS

THROW PILLOW TREATMENTS, DREAM CUSHION, DECORATIVE CORD + FRINGE

SEE SPECIAL THROW PILLOW ORDER FORM FOR DETAILS



SQUARE CUT - SQR


FABRIC 1	FABRIC 2
FABRIC 2	FABRIC 1

AVAILABLE STYLES:
867SQR REGULAR
C110SQR LARGE THROW PILLOW
C235SQR EXTRA LARGE THROW PILLOW

CENTER CUT - MID

FABRIC 1	FABRIC 2	FABRIC 1
----------	----------	----------

AVAILABLE STYLES:
867MID THROW PILLOW
C110MID LARGE THROW PILLOW
C111MID BOLSTER
C235MID EXTRA LARGE THROW PILLOW
C282MID DETRON LUMBAR CUSHION



CUSTOM CUSHION TREATMENTS

DECORATIVE WELTING (CORD) + FRINGE, MONOGRAMS, EMBROIDERY



DECORATIVE EDGING

THROW PILLOW TREATMENTS, DECORATIVE CORD + FRINGE



- DECORATIVE EDGING IS AVAILABLE ON SUMMER CLASSICS THROW PILLOWS.
- DECORATIVE WELTING (CORD) IS ONLY AVAILABLE ON CUSHIONS FOR THESE COLLECTIONS: AQUA, BARCELONA, CLUB ALUMINUM (DINING, BENCH, ROCKERS, AND SECTIONAL PIECES ONLY), CROQUET ALUMINUM, CROQUET TEAK, HALO (LOUNGE ONLY), LATTICE, PALM, ROYAN, SEDONA, SOMERSET.

*NOT AVAILABLE IF NOT LISTED.

Throws with matching 1/8" piping

Throws with cord edging

Throws with fringe edging

867+FABRIC
THROW PILLOW
W14" H14"

C111+FABRIC
BOLSTER PILLOW
W22" H9"

C110+FABRIC
LARGE THROW
PILLOW
W18" H18"

C235+FABRIC EX-
LARGE THROW
PILLOW W22"
H22"

THROW PILLOW
W14" H14"

BOLSTER PILLOW
W22" H9"

LARGE THROW
PILLOW
W18" H18"

EX-LARGE THROW
PILLOW
W22" H22"

THROW PILLOW
W14" H14"

BOLSTER PILLOW
W22" H9"

LARGE THROW
PILLOW
W18" H18"

EX-LARGE THROW
PILLOW
W22" H22"

DECORATIVE EDGING THROW PILLOWS
SKU # MUST HAVE AT LEAST 2 PARTS, 3
MAXIMUM WITHOUT EMBROIDERY

867 CUSHION STYLE	867 CUSHION STYLE	867 CUSHION STYLE
205 FABRIC #	205 FABRIC #	205 FABRIC #
	CO1 OR F01 CORD # OR FRINGE #	W77 WELT FABRIC #

FRINGE



F06 - BAMBOO



F11 - CHOC. ICE



F20 - COTTONFIELD




F24 - BLUE
BELL



F25 - BLUE LAGOON



F26 - BLACK TIE



F27 - RACY RED




F28 - MELLOW
MELON



F29 - SPRING GRASS



F30 - GREY GLAM



F31 - BLUE HUES

CORD



C06 - BAMBOO



C11 - CHOC. ICE



C20 - COTTONFIELD



C24 - BLUE BELL



C25 - BLUE LAGOON



C26 - BLACK TIE



C27 - RACY RED



C28 - MELLOW MELON



C29 - SPRING GRASS



C30 - GREY GLAM



C31 - BLUE HUES

EMBROIDERY

THROW PILLOW TREATMENTS, DECORATIVE CORD + FRINGE


• AVAILABLE ON THROW PILLOWS (867), LARGE (C110), EX-LARGE (235), AND BOLSTERS (C111). NOT AVAILABLE ON MID OR SQR SPECIAL THROWS.

EMBROIDERY THROW PILLOWS
SKU # MUST HAVE AT LEAST 5 PARTS

867 CUSHION STYLE	867 CUSHION STYLE	867 CUSHION STYLE
205 FABRIC #	205 FABRIC #	205 FABRIC #
EMB5756 THREAD COLOR #	CO1 OR F01 CORD # OR FRINGE #	W77 WELT FABRIC #
FONT NAME FONT	EMB5756 THREAD COLOR #	EMB5756 THREAD COLOR #
TEXT	FONT NAME FONT	FONT NAME FONT
	TEXT	TEXT



THREAD COLORS:



Eggshell #5643



Basket Beige #9126



Rice Paper #9125



Orange #5518




Honeysuckle #7713



Deep Scarlet #5811



Brown #5551



DAIQUIRI ICE #9120



Peapod #5756



Moss #5578



China Blue #5823



Blue Ribbon #5739



Favorite Deep Blue #9075




Gray Flannel #9117



Black #5596

FONT OPTIONS:



CLASSIC MONOGRAM (SHOWN IN GRAY FLANNEL)
AVAILABLE IN INITIAL OR INITIALS ONLY.



EDWARDIAN SCRIPT (SHOWN IN DEEP SCARLET)
AVAILABLE IN INITIAL OR INITIALS ONLY.



FLEUR MONOGRAM (SHOWN IN DAIQUIRI ICE)
AVAILABLE IN INITIAL OR INITIALS ONLY.



MONOGRAM SERIF (SHOWN IN HONEYSUCKLE)
AVAILABLE IN INITIAL, INITIALS, OR WORD.




COPPERPLATE (SHOWN IN RICE PAPER)
AVAILABLE IN INITIAL, INITIALS, OR WORD.



GOUDY (SHOWN IN FAVORITE DEEP BLUE)
AVAILABLE IN INITIAL, INITIALS, OR WORD.



UMBRELLAS







UMBRELLAS

UMBRELLA SIZES AND SPECIFICATIONS

9' CRANK - AUTO TILT

INDUSTRIAL GRADE FIBERGLASS



BLACK
75620



WEATHERED
75625

SPECIFICATIONS

Size		9'	
V		ents	SWV
Ribs			8
			Lift
Crank			
Shape	Octagon	Tilt	Auto
Height			92.91"
		W	e i g h t

15.24 lbs

Pole Dia. 1.5" }
 USE ONLY SUMMER CLASSICS COMMERCIAL GRADE FABRIC }
 Cover 780+ FABRIC



COMPATIBLE BASES:



COMPOSITE W/WHEELS
(110 LBS.) - 92260



EBONY GRANITE
(78LBS) - 92270



11' CRANK - AUTO TILT

INDUSTRIAL GRADE FIBERGLASS

BLACK
75640



WEATHERED
75645



SPECIFICATIONS

Size		11'	
V		ents	DWV
Ribs			8
			Lift
Crank			
Shape	Octagon	Tilt	Auto
Height			W
101.57"			
eight 17.47 lbs			
Pole Dia.	1.5"	Cube	1.6
Cover 764+ FABRIC			

COMPATIBLE BASES:



BA150 SERIES- 150 LBS.

UMBRELLA DETAILS



SC Embossed Crank



Auto Tilt Close Up



Replaceable Rib Close Up



Illustrating flexibility

UMBRELLA REPLACEABLE PARTS



Replaceable Umbrella Ribs

SKU	Color	Description
00261	Black	9ft Umbrella Ribs
00262	Black	11ft Umbrella Ribs
00265	Weathered	9ft Umbrella Ribs
00266	Weathered	11ft Umbrella Ribs



Replaceable Umbrella Tube

SKU	Color	Description
00255	Black	9ft Umbrella Tube
00256	Black	11ft Umbrella Tube
00259	Weathered	9ft Umbrella Tube
00260	Weathered	11ft Umbrella Tube



Replaceable Threaded Cap	
SKU	Color
00267	Black
00269	Weathered



Replaceable Finial	
SKU	Color
00270	Black
00272	Weathered

UMBRELLA BASES

COMPATIBLE WITH UMBRELLA POLE UP TO 43MM OR 1.5"

110 LB COMPOSITE UMBRELLA BASE WITH WHEELS (110 LBS.) - 92260

FEATURES 2 HANDLES AND WHEELS FOR EASY MOVEMENT.



EBONY GRANITE UMBRELLA BASE - 92270
19.25" DIAMETER - 78LBS



AUGUSTA

FEATURES:

- FLEXIBLE FIBERGLASS RIBS WITH MOLDED NYLON JOINTS AND END TIPS.
- FIBERTEAK™ FINISHES ON POLES, HUBS AND FINIALS SIMULATE THE LOOK AND FEEL OF REAL WOOD.
- THE POLES ARE MADE WITH HEAVY DUTY ALUMINUM CORES AND A PROTECTIVE, TEXTURED FIBERGLASS COATING for excellent durability.
- STAINLESS STEEL HARDWARE
- SINGLE, SEWN-IN VENT AND STORAGE TIES ARE STANDARD.
- CUSTOM TOP OPTIONS INCLUDE DOUBLE VENT, VALANCE, ALTERNATING PANELS, TRIM, BANDING AND LOGOS.
- STANDARD TOPS ARE MADE OF MARINE OR FURNITURE GRADE, SOLUTION DYED ACRYLIC.
- TOPS ARE ALSO AVAILABLE in COM.

SEE FABRIC MASTER UMBRELLA BASES, USE ONLY COMMERCIAL GRADE FABRIC

*DO NOT USE SUMMER CLASSICS COMMERCIAL GRADE FABRICS.

AVAILABLE FINISHES

TEAK
(TK)




CHESTNUT
(CH)



AGED TEAK
(AG)



DRIFTWOOD
(DW)



DETAIL OF AUGUSTA RIB JOINT



SIZE/SHAPE	MODEL #	POLE	FIBERGLASS RIBS	LIFT	HEIGHT	WEIGHT
9' Octagon	9APU+FINISH	ONE PIECE, 1 3/4" DIAM., ALUMINUM CORE, FIBERTEAK SIMULATED WOOD FINISH	3/4" diameter 8 ribs	Push Up & Pin	96"	36lbs
11' Octagon	11APP+FINISH		3/4" diameter 8 ribs	Pulley & Pin	102"	40lbs
7.5' SQUARE	7SQAPP+FINISH		3/4" diameter 4 ribs	Pulley & Pin	102"	34lbs

COMPATIBLE BASES:



COMPOSITE W/WHEELS
(110 LBS.) - 92260



EBONY GRANITE
(78LBS) - 92270



BA150 SERIES- 150 LBS.



BKMSQ SERIES- 100 LBS.



BKM SERIES- 100 LBS.

BRIDGEWATER

FEATURES:

- FLEXIBLE FIBERGLASS RIBS WITH MOLDED NYLON JOINTS AND END TIPS.
- FIBERTEAK™ FINISHES ON POLES, HUBS AND FINIALS SIMULATE THE LOOK AND FEEL OF REAL WOOD.
- THE POLES ARE MADE WITH HEAVY DUTY ALUMINUM CORES AND A PROTECTIVE, TEXTURED FIBERGLASS COATING for excellent durability.
- STAINLESS STEEL HARDWARE
- SINGLE, SEWN-IN VENT AND STORAGE TIES ARE STANDARD.
- CUSTOM TOP OPTIONS INCLUDE DOUBLE VENT, VALANCE, ALTERNATING PANELS, TRIM, BANDING AND LOGOS.
- STANDARD TOPS ARE MADE OF MARINE OR FURNITURE GRADE, SOLUTION DYED ACRYLIC. TOPS ARE ALSO AVAILABLE

SEE FABRICS AFTER UMBRELLA BASES; USE ONLY COMMERCIAL GRADE FABRIC
 PULLEY & PIN LIFT IS AVAILABLE IN PLACES OF RESIDENTIAL & BEACH USE
 END OF THE MODEL number from PU to PP

AVAILABLE FINISHES



DETAIL OF BRIDGEWATER RIB JOINT



SIZE/SHAPE	MODEL #	POLE	FIBERGLASS RIBS	LIFT	HEIGHT	WEIGHT
9' Octagon	9BPU+FI NISH	ONE PIECE, 1 1/2" DIAM., ALUMINUM CORE, FIBERTEAK SIMULATED WOOD FINISH	1/2" diameter 8 ribs	Push Up & Pin	96"	33lbs
11' Octagon	11BPP+FI NISH		1/2" diameter 8 ribs	Pulley & Pin	102"	38lbs
7.5' SQUARE	7SQBPP+FI NISH		3/4" diameter 4 ribs	Pulley & Pin	102"	34lbs

COMPATIBLE BASES:



COMPOSITE W/WHEELS
(110 LBS.) - 92260



EBONY GRANITE
(78LBS) - 92270



BA150 SERIES- 150 LBS.



BKMSQ SERIES- 100 LBS.



BKM SERIES- 100 LBS.



LUCAYA

FEATURES:

- flexible fiberglass ribs with molded nylon joints, hubs and end tips.
- pole finishes are powder coated. other finish colors are available for large orders. consult factory.
- all rib, finial and hub colors coordinate with the finish color selected for the pole except for sahara which has champagne bronze ribs, finials and hubs.
- single, sewn-in vent and storage ties are standard.
- custom top options include double vent, valance, alternating panels, trim, banding and logos.
- standard tops are made of marine or furniture grade, solution dyed acrylic. tops are also available in COM.
- pulley & pin lift is available in place of push up & pin. when ordering change the end of the model number from PU to PP.

{ SEE FABRICS AFTER UMBRELLA BASES; USE ONLY COMMERCIAL GRADE FABRIC }
 *DO NOT USE SUMMER CLASSICS COMMERCIAL GRADE FABRICS.

AVAILABLE FINISHES



SIZE/SHAPE	MODEL #	POLE	FIBERGLASS RIBS	LIFT	HEIGHT	WEIGHT
9' Octagon	9LPU+FINISH	ONE PIECE, 1 1/2" DIAM. ALUMINUM, .125 THICKNESS	1/2" diameter 8 ribs	Push Up & Pin	96"	28lbs
11' Octagon	11LPP+FINISH		1/2" diameter 8 ribs	Pulley & Pin	102"	30lbs
7.5' SQUARE	7SQLPP+FINISH		1/2" diameter 4 ribs	Pulley & Pin	102"	26lbs

COMPATIBLE BASES:



COMPOSITE W/WHEELS
(110 LBS.) - 92260



EBONY GRANITE
(78LBS) - 92270



BA150 SERIES- 150 LBS.



BKMSQ SERIES- 100 LBS.



BKM SERIES- 100 LBS.

RIVA


FEATURES:

- flexible fiberglass ribs with molded nylon joints, hubs and end tips.
- pole finishes are powder coated. other finish colors are available for large orders. consult factory.
- all rib, finial and hub colors coordinate with the finish color selected for the pole except for sahara which has champagne bronze ribs, finials and hubs.
- all rib, finial and hub colors coordinate with the finish color selected for the pole.
- single, sewn-in vent and storage ties are standard.
- custom top options include double vent, valance, alternating panels, trim, banding and logos.
- standard tops are made of marine or furniture grade, solution dyed acrylic. tops are also available in COM.
- pulley & pin lift is available in place of push up & pin. when ordering change the end of the model number from PU to PP.

{SEE FABRICS AFTER UMBRELLA BASES; USE ONLY COMMERCIAL GRADE FABRIC}

*DO NOT USE SUMMER CLASSICS COMMERCIAL GRADE FABRICS.

AVAILABLE FINISHES



SIZE/SHAPE	MODEL #	POLE	FIBERGLASS RIBS	LIFT	HEIGHT	WEIGHT
------------	---------	------	-----------------	------	--------	--------

9' Octagon	9RPU+FINISH	*ONE PIECE, 2" DIAM. ALUMINUM, .125 THICKNESS	3/4" diameter 8 ribs	Push Up & Pin	96"	34lbs
11' Octagon	11RPP+FINISH		3/4" diameter 8 ribs	Pulley & Pin	102"	38lbs
7.5' SQUARE	7SQRPP+FINISH		3/4" diameter 4 ribs	Pulley & Pin	102"	30lbs

*Aluminum Stem for Riva (2" pole) IS REQUIRED IN ORDER TO BE compatible with our bases.

BT2-00 BRONZE
BT2-01 CHAMPAGNE
BT2-02 ANTHRACITE
BT2-03 WHITE
BT2-5T PLATINUM
BT2-09 BLACK

COMPATIBLE BASES:

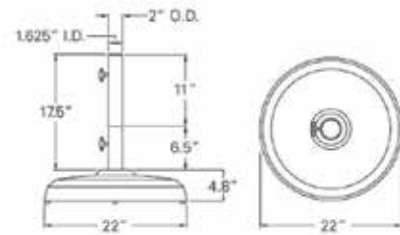


UMBRELLA BASES

COMMERCIAL

CAST ALUMINUM UMBRELLA BASE
BA150 SERIES- 150 LBS.

- BA1500 Bronze
- BA1501 Champagne
- BA1509 Black

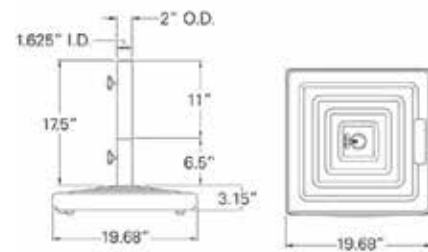


SPECIFICATIONS
Diameter 22"
Weight 150lbs.

MONACO SQUARE

CAST ALUMINUM UMBRELLA BASE W/WHEELS
BKMSQ SERIES- 100 LBS.

- BKMSQ1000 Bronze
- BKMSQ1005T Platinum
- BKMSQ1009 Black

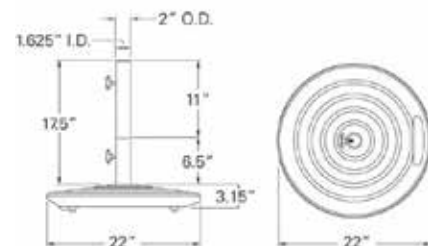


SPECIFICATIONS
Diameter 19.68"
Weight 100lbs.
Height 20.65"

MONACO ROUND

CAST ALUMINUM UMBRELLA BASE W/WHEELS
BKM SERIES- 100 LBS.

- BKM1000 Bronze
- BKM1005T Platinum
- BKM1009 Black



SPECIFICATIONS
Diameter 22"
Weight 100lbs.
Height 20.65"

UMBRELLA FABRICS

*Fabric options only available with AUGUSTA, BRIDGEWATER, LUCAYA, and RIVA umbrella frames. See representative for Market umbrella frames.

Fabrics shown are the most frequently specified standard colors. For a complete listing of our marine and furniture grade, solution dyed acrylics visit: www.sunbrella.com. Patterns for all Standard and Premium Grade 1 fabrics are shown with both Marine Grade I Furniture Grade numbers (example: 4601/5401 Pacific Blue). Patterns that are not available in either a Marine or Furniture Grade option are identified with "N/A". Actual colors may vary from images shown.

					
4646/5439 Captain Navy/Navy	4678/NA Marine Blue	4679/5499 Ocean Blue/True Blue	4652/NA Medit Blue	4601/5401 Pacific Blue	4641/5452 Sapphire Blue
					
4624/5424 Sky Blue	4675/5426 Capri	NA/5410 Air Blue	NA/5420 Mineral Blue	NA/5428 Glacier	NA/48020 Spectrum Mist
					
4673/5413 Spa	4612/5416 Aruba	4623/NA Aquamarine	4643/5456 Persian Green/Teal	4600/NA Erin Green	4632/NA Ivy
					
4637/5446 Forest Green	4671/5487 Fern	NA/5421 *Palm	4685/54011 *Gingko	NA/5429 *Macaw	NA/48023 Spectrum Kiwi
					
NA/5405 *Parrot	4688/NA Basil	NA/5412 Maize	4635/5438 Buttercup	NA/5406 *Tangerine	NA/48026 *Spectrum Cayenne
					
NA/48027 *Spectrum Grenadine	4622/5440 *Terracotta	NA/48028 Spectrum Sierra	4614/5488 Tan/Teak	NA/57001 Chestnut	4621/5470 True Brown/Walnut
					
NA/5448 Cork	4676/5425 Cocoa	4620/5468 Beige/Camel	4672/5476 Heather Beige	4628/NA Toast	4674/5414 Wheat
					
NA/48019 Spectrum Sand	4633/5422 Linen/Antique Beige	4683/5498 Parchment/Vellum	4642/5453 Oyster/Canvas	NA/5472 Birds Eye Canvas	4604/5404 Natural
					
4630/NA Cadet Grey	4651/NA Silver	NA/5402 Granite	4648/5461 Taupe	4644/54048 Charcoal	4608/5408 Black
					
4602/5457 Sunflower Yellow	4609/NA Orange	4677/5417 Tuscan	4686/5445 Nutmeg	4689/54010 Rust	4695/NA Tresco Linen
					
4697/NA Tresco Ginger	NA/5451 Paprika	4698/NA Tresco Clay	4631/5436 Burgundy	4603/5403 Jockey Red	4666/5477 Logo Red
					
NA/57002 Iris	NA/5462 Hot Pink	4859/NA Silica Dune	4858/NA Silica Barley	4660/NA Crest Ash	NA/56086 Surge Char

PREMIUM 1

PREMIUM 2 MARINE GRADE

*Fabric options only available with AUGUSTA, BRIDGEWATER, LUCAYA, and RIVA umbrella frames. See representative for Market umbrella frames.



PREMIUM 2 FURNITURE GRADE

*Fabric options only available with AUGUSTA, BRIDGEWATER, LUCAYA, and RIVA umbrella frames. See representative for Market umbrella frames.



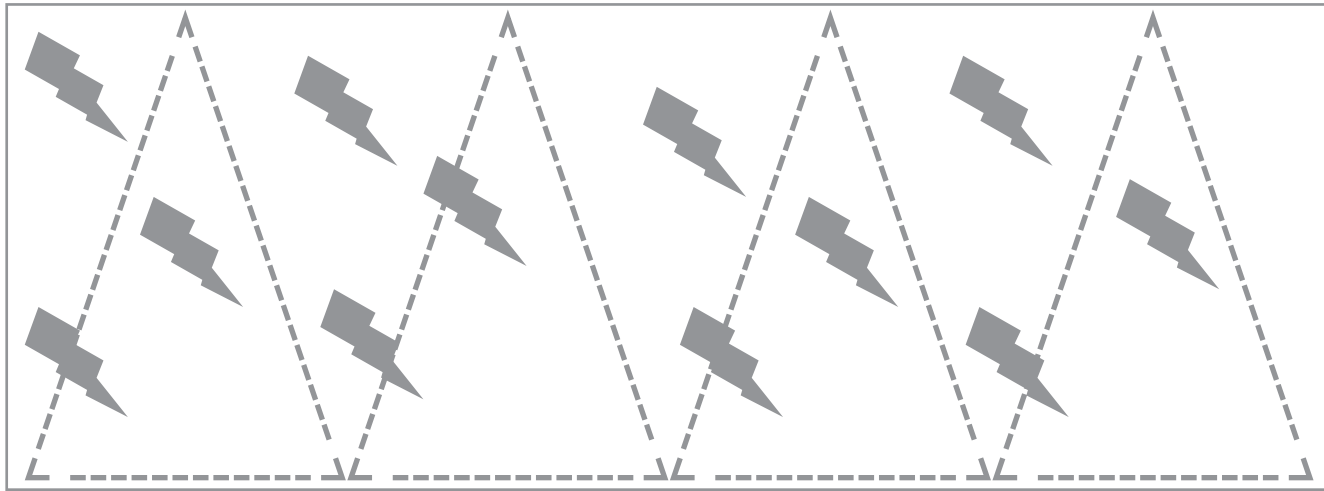
PREMIUM 3 FURNITURE GRADE

*Fabric options only available with AUGUSTA, BRIDGEWATER, LUCAYA, and RIVA umbrella frames. See representative for Market umbrella frames.



COM FABRIC

A customer can send us their own material (COM) to apply to our umbrellas. COM yardage may vary if the fabric does not have a plain pattern or is a solid color. We cut our umbrellas from a pie shaped pattern to maximize the usage of the fabric. You will find a brief example below. If you look at the fabric and if all the “pies” can not be used for one umbrella, you will need to double the yardage. If the fabric is railroaded, you will need to add extra yardage as well. Please contact the factory to find out the actual COM yardage required if the fabric has a pattern. Non symmetrical stripes will require additional yardage.



For example, the lightning bolt fabric pattern above would need double the regular yardage for COM since the lightning bolts would go in the opposite direction on half of the umbrella panels.

Please use the chart below to determine COM requirements for plain, solid color fabrics for canopies with single vents. Contact the factory for additional yardage required for double vents or other special patterns.

NOTE: If fabric is not sent in full pieces, additional yardage is required.

UMBRELLA SIZE	UP THE ROLL YARDAGE	RAILROADED YARDAGE
8 FT DIAMETER	8	11
11 FT DIAMETER	12	15
7 1/2 FT SQUARE	12	15

Our warranty does not apply to any COM fabric. We do not guarantee the fabric against fading, tearing, mildew, unraveling, or any other condition that would make the umbrella unserviceable.

CABANAS

Our cabanas are custom made. Please contact your representative for more information.





 SLING FURNITURE
SEATING



CAPSTONE 2 PC. SLING
DINING CHAIR
CRC-23301
W 25.5" D 27" H 35"



CAPSTONE 2 PC. SLING
CHAISE
CRC-9929
W 27.5" D 84" H 34.5"



UNIVERSAL STACKABLE CHAIR
CRC-9900
W 25" D 29.5" H 36"



UNIVERSAL STACKABLE
CHAISE LOUNGE
CRC-9909
W 30" D 84" H 40.5"





SLING FABRICS

Sling Fabric Sku Example:
CRCSL+Sling Fabric Number



100 Nat Brush forest Pebble
Woven Vinyl Grade A



101 Black
Woven Vinyl Grade A



102 Delray Stripe
Woven Vinyl Grade A



104 Delray Kiwi
Woven Vinyl Grade A



107 Garden Green
Woven Vinyl Grade A



108 Navy Pier
Woven Vinyl Grade A



109 Snappy
Woven Vinyl Grade A



110 Windsor Stripe
Woven Vinyl Grade A



111 White
Woven Vinyl Grade A



112 Plata
Woven Vinyl Grade B



114 Cane Wicker
Woven Vinyl Grade B



120 Terrace Sienna
Woven Vinyl Grade A



124 Monterey Mosaic Pecan
Woven Vinyl Grade C



125 Metallic Smoke
Woven Vinyl Grade B



126 Napa Brindle
Woven Vinyl Grade A



128 Overlook Cashew
Woven Vinyl Grade C



129 Grasscloth Bronze
Woven Vinyl Grade A



130 Diamond Cut Stucco
Woven Vinyl Grade A



131 Cane Wicker Balsa
Woven Vinyl Grade B



133 Delray Strip Poolside
Woven Vinyl Grade B



134 Royal Blue Woven
Vinyl Grade A



135 Montego
Woven Vinyl Grade A



136 Pritchard Ember
Woven Vinyl Grade B



137 Greek Key Lattice
Woven Vinyl Grade B



138 Whatley Dune
Woven Vinyl Grade B



139 Straw Mat Blue
Woven Vinyl Grade B



140 Coastline Peacock
Woven Vinyl Grade B



141 Dupione Spice
Woven Vinyl Grade B



142 Metallic Salsa
Woven Vinyl Grade A



143 Dupione Kiwi
Woven Vinyl Grade B



144 Waffle Wicker Coral
Woven Vinyl Grade B



502 Barlow Mocha
Woven Blend Grade B




549 Augustine Gravel
Woven Blend Grade B



701 Suncast
Woven Vinyl Grade A



702 Hoffman
Woven Vinyl Grade A




703 Hartford
Woven Vinyl Grade A



705 Dobby
Woven Vinyl Grade A



707 Solid Red
Woven Vinyl Grade A



708 Redwood Woven
Vinyl Grade B



709 Driftwood Woven
Vinyl Grade B



710 Aqua Marine
Woven Vinyl Grade A



711 Tropico
Woven Blend Grade A



712 Madras Sienna
Woven Blend Grade A



713 Sierra Sand Woven
Vinyl Grade A



714 Cocoa
Woven Vinyl Grade A

SLING FINISHES



Finish #1
SIL Silver



Finish #2
TSN Textured
Sandstone



Finish #3
TMO Textured
Mocha



Finish #4
MAH Textured
Mahogany



Finish #7
TBK Textured
Black



Finish #8
TWT Textured
White





C O N T R A C T

CORPORATE OFFICES • DISTRIBUTION CENTER
P.O. BOX 148 • 270 COUNTY ROAD 3516
DIKE, TX 75437
PHONE (903) 945-4545 • FAX (903) 945-4546
www.mmhfsinc.com