

SENSOR SOLUTIONS

Designed for Applications In:

» AUTOMOTIVE


» INDUSTRIAL

» MEDICAL

» CONSUMER




POSITION SENSING



CURRENT SENSING



HMI




MPS
MonolithicPower.com

Quality Assurance & Reliability Commitment

The MPS Quality Assurance organization develops, coordinates, and champions strategic quality initiatives throughout MPS Inc., its foundries, and subcontractors. Its mission is to enable MPS to design, develop, manufacture, and deliver products to our customers with world-class quality and reliability that meet and exceed our customers' expectations.

MPS and Its Supplier Quality Systems and Certificates:

- ISO9001:2008 (MPS)
- EU RoHS/HF/REACH Compliant (MPS)
- Sony Green Partner (MPS & Suppliers)
- TS16949 (Suppliers)
- ISO14001 (Suppliers)
- Current Sensor UL Certification # CA-11398-UL 

Product Quality:

- Automotive Products Qualified per AEC-Q100 Standard
- Standard Products Qualified per JEDEC and Military Standards
- Reliability Failure Rate <10FIT
- Product Quality Level <1.0ppm

Quality Control and Monitoring:

- On-Site Foundry and Assembly Teams for Real-Time Actions
- Quarterly Supplier Quality Review and Annual Supplier Audit
- Short-Term Reliability Monitor Test – Daily
- Long-Term Reliability Monitor Test – Monthly
- Real-Time Engineering Actions on Monitor Failure
- Quarterly Reliability Monitor Reports



In This Guide

Product Overview

MagAlpha™ and MagDiff™ Contactless Magnetic Angle Sensors	4
Current Sensors	5

Automotive

Sensors for Motor Position/Speed Control and Current Sensors	6
Body Electronics	8
Power Management	8
Thermal Management	8
Interior Cabin Control and Car Audio	9
Electronic Power Steering (EPS)	9
Automotive Product Selector Guide	10

Industrial Building & Factory Automation

Safety & Security	12
Power Management	12
Solar Inverters	13
Climate & Energy Efficiency	14
Industrial Automation	15

Medical Technology

Lab Automation	16
Surgical Robotics	17
Insulin Pump	18

Consumer Products

Mobile Phones, Laptops, and VR Headsets	19
Kitchen Appliances/Mixers with Cooking Options	20
E-Bikes & Scooters	21

Consumer & Industrial Product Selector Guide

Integrated Current Sensors	22
MagVector™ 3D Magnetic Position Sensors	23
MagDiff™ Magnetic Position Sensors with Stray Field Immunity	23
MagAlpha™ Magnetic Position Sensors	23
Position Sensor Magnets	25

Contact & Ordering

About Monolithic Power Systems	26
Contact & Ordering	27

MagAlpha™, MagDiff™, and MagVector™ Contactless Magnetic Angle Sensors

Advantages of MagAlpha™ & MagDiff™ Sensors:

- » Instantaneous, Absolute Angle Sensing
- » High Resolution
- » Factory-Calibrated Low Error (INL): <math><0.6^\circ</math>
- » Less than - » High Bandwidth Up to 21kHz
- » Robust against Parasitic Stray Fields Exceeding 4kA/m DC
- » Ideal for Battery-Powered Applications: 25µA Average Current
- » Smallest Footprint: WLCSP (1.6mmx1.6mm) and UTQFN (2mmx2mm)
- » Flexible Sensor Location: End-of-Shaft (On-Axis) or Side-Shaft (Off-Axis)

MagAlpha™ and MagDiff™ sensors utilize an array of Hall plates that are sampled successively at very high speeds in such a way that the signal phase represents the angle to be measured. The “phase-to-digital” SpinAxis™ technique captures the angle instantaneously every 1µs without the need for traditional analog-to-digital conversion or arc tangent calculation. This means that the sensor is able to operate across a wider magnetic field range (typically 30mT to 150mT), giving greater flexibility and tolerance for magnet positioning.

The MPS MagDiff™ family is ideal for applications that require stray-field immunity, such as motor control with other motors in close proximity. The angle is extracted from the difference of the magnetic field at several locations on the sensor IC. This differential method eliminates the contribution of parasitic magnetic fields, and is suitable for sensors positioned at the end-of-shaft with a simple target magnet.

Side-Shaft Capability

MagAlpha™ sensors support both end-of-shaft and side-of-shaft topologies. At end-of-shaft, the sensor is placed directly below the magnet connected to the rotating shaft. This topology offers the best performance, but is not always mechanically convenient because the end of a rotating shaft may not be accessible. For example, in a motor, it may be hidden by the shaft bearing, or driving into a gearbox. (see Figure 1).

The MagVector™ is our third type of magnetic position sensor. It is different than the MagAlpha™ or MagDiff™ in that it detects the direction and strength of a 3-dimensional (Bx, By, Bz) magnetic field and provides the digitized component data to the MCU via an SPI or I²C interface. Common applications for 3D sensing include power-meter tamper protection, joysticks, and gaming applications.

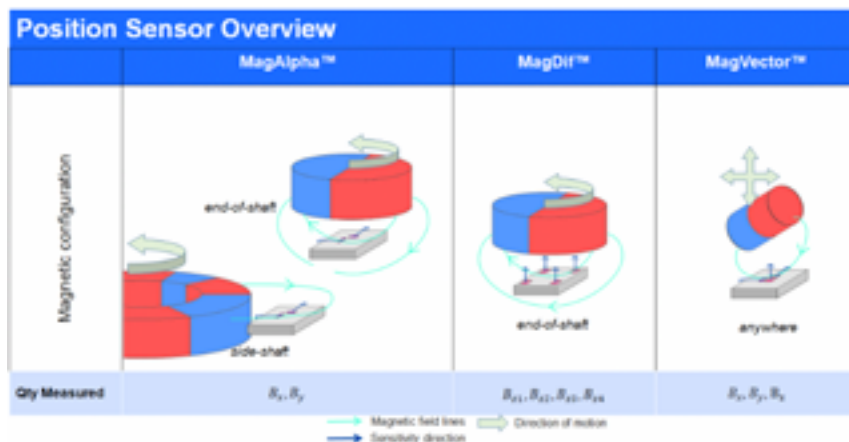


Figure 1: Magnet and Sensor Positioning

Current Sensors

Advantages of MPS Current Sensors:

- » Complete Isolated Current Sensors in SOIC-8 or WSOIC-10/16 packages
- » Ultra-Small QFN-12 (3mmx3mm) for Non-Isolated Applications
- » Lowest Primary Conductor Resistance for Higher Peak and Smaller Package
- » Wide Current-Sensing Range from $\pm 5\text{A}$ to $\pm 400\text{A}$, AC or DC
- » $\pm 2.5\%$ Accuracy over Temp, Factory-Trimmed
- » Immune to Stray Magnetic Fields via Differential Sensing
- » No Magnetic Hysteresis

MPS current sensors integrate galvanic isolation, high-voltage continuous operation, and high-current sensing into a small, industry-standard SOIC-8 or WSOIC-10/16 package. Our current sensors utilize an array of differential, linear Hall sensors that pick up the target induced magnetic field from the primary conductor while rejecting unwanted stray fields. This makes our current sensors ideal for use in magnetically noisy environments. In addition, the low resistance of the integrated conductor results in improved efficiency and reduced power loss compared to a traditional shunt resistor solution.

The primary conducting leads are electrically isolated from the sensor leads on the secondary side, producing a sensor with a high isolation voltage and working voltage. This makes our current sensors ideal for high-side current sensing without the need for expensive, large-footprint optical or inductive isolation alternatives.



MCS2804

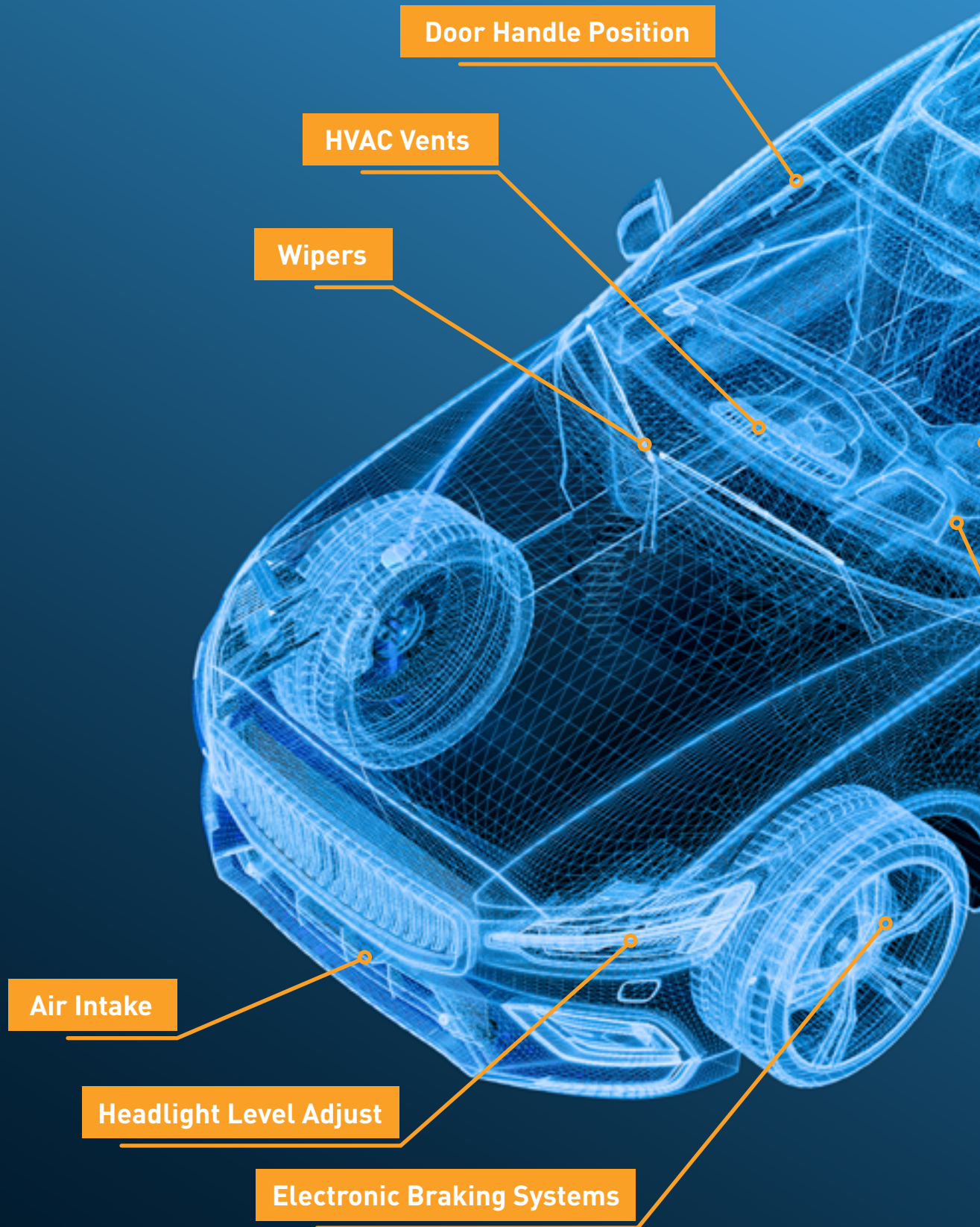


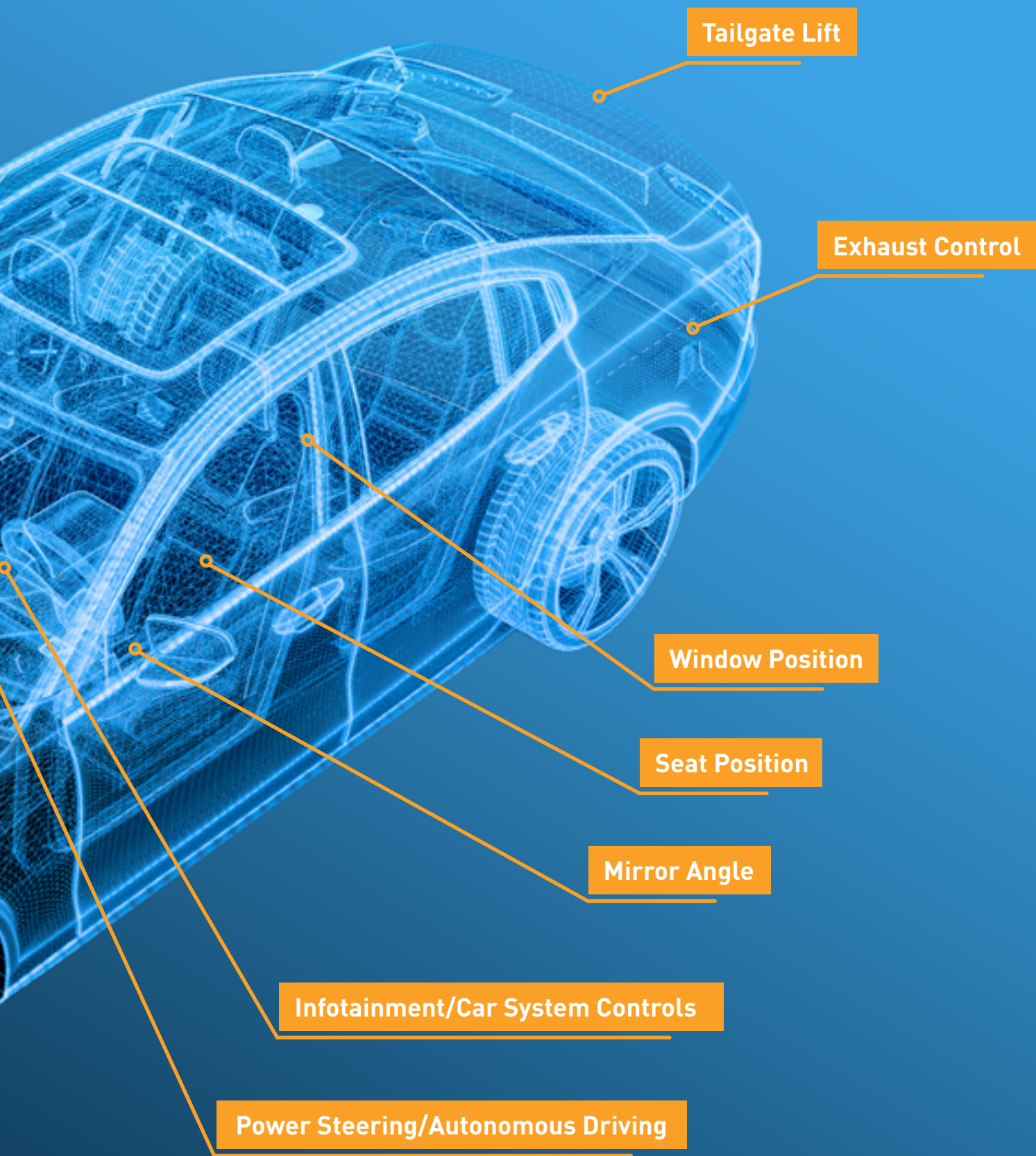
MCS1805/6



MCS1810/12

Sensors for Motor Position/Speed Control and Current Sensors





Body Electronics



- » Retracting Door Handles
- » Tailgate Lifters
- » Suspension Sensors
- » Wiper Motors
- » Spoiler Actuation

Power Management



- » Precision, High-Current Sensing and Control:
 - Wallbox Chargers
 - Qi Chargers
 - Power Monitoring Systems

Thermal Management



- » Fluid Pumps
- » Air-Grill Shutters
- » Cooling Fan Modules

Interior Cabin Control and Car Audio



- » Contactless Infotainment Consoles
- » Audio Amplifier Current Sensing
- » Contactless Gearshift Control
- » Seat Position Motor Control
- » Sunroof Motor Control

Electronic Power Steering (EPS)

Product Highlight

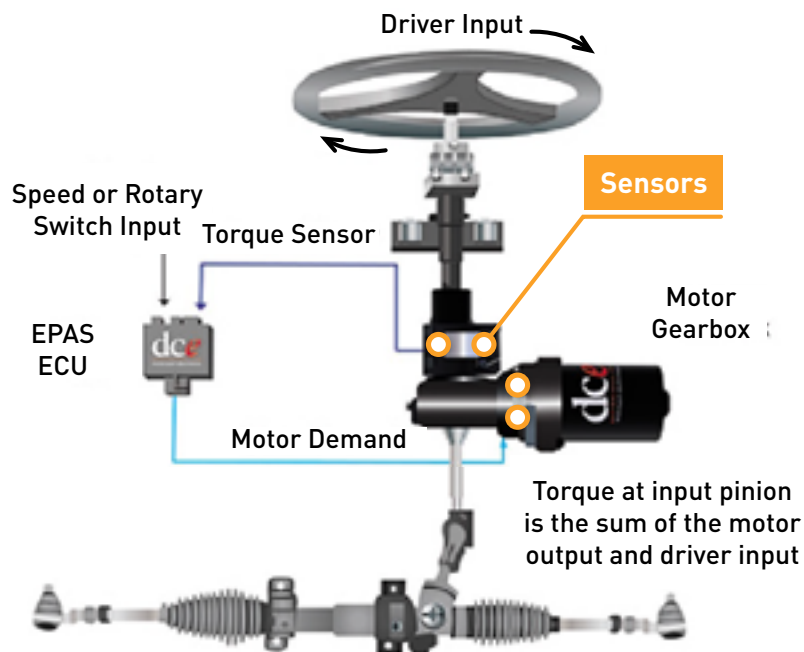
Replace Optical Sensors in Automotive Power-Assisted Steering (PAS)

MAQ600, MAQ473, and MAQ79010

- » Cost-Effective, Contactless Alternative to Optical Sensing
- » AEC-Q100 Grade 1 Qualified
- » Wide Operating Temperature Range: -40°C to +150°C


MAQ79010

- » Differential Sensing, Immune to Stray Magnetic Fields in Excess of 4kA/m DC
- » ASIL-B Compliant with Functional Safety



AUTOMOTIVE PRODUCT SELECTOR GUIDE

Coreless Integrated Current Sensors

	Part Number	Current Range (A)	V _{CC} (V)	Over-Temp Accuracy	Temperature Range (°C)	Isolation Voltage (V _{RMS})	Working Voltage (V _{RMS})	Reinforced Isolation (V _{RMS})	Bandwidth (kHz)	Over-Current Detection	Voltage Reference	Primary Conductor Resistance (mΩ)	UL Certification 	Package	Notes
N	MCQ1805	±5, ±10, ±20, ±30, ±40, ±50	3.3, 5	2.5%	-40 to +125	3000	500	-	100	✓	-	0.9	✓ + TUV	SOIC-8	AEC-Q100, coreless, ratiometric analog output, immune to external magnetic field gradients
N	MCQ1806	±5, ±10, ±20, ±30, ±40, ±50	3.3, 5	2.5%	-40 to +125	3000	500	-	100	-	-	0.9	✓	SOIC-8	AEC-Q100, coreless, ratiometric analog output
P	MCQ1810	±5, ±10, ±20, ±30, ±40, ±50, ±65, ±80, ±100	3.3, 5	2%	-40 to +150	5000	1100	560	350	✓	✓	0.3	Planned	SOIC-10W	AEC-Q100, coreless, low primary conductor resistance, bi- or unidirectional sensing, ratiometric or absolute analog output, OCD with 1μs response time
P	MCQ1812	±5, ±10, ±20, ±30, ±40, ±50, ±60, ±70, ±80	3.3, 5	2%	-40 to +150	5000	1100	560	350	✓	✓	1.0	Planned	SOIC-16W	AEC-Q100, coreless, bi- or unidirectional sensing, ratiometric or absolute analog output, prog. OCD with 1μs response time
N	MCQ1823	±5, ±10, ±20, ±30, ±40, ±50	3.3, 5	2.5%	-40 to +125	100	-	-	120	✓	-	0.6	✓	QFN-12 (3x3)	AEC-Q100, coreless, bi- or unidirectional sensing, ratiometric or absolute analog output, immune to external magnetic field gradients
S	MCQ2803	±50, ±100, ±150, ±200, ±250, ±300, ±400	3.3, 5	3.5%	-40 to +150	5000	1000	475	150/300	-	-	0.1	Planned	5-Pin THM, 5-Pin SMT	AEC-Q100, bi- or unidirectional sensing, ratiometric or absolute analog output
S	MCQ2804	±50, ±100, ±150, ±200, ±250, ±300, ±400	3.3, 5	3.5%	-40 to +150	5000	1000	475	150/300	✓	-	0.1	Planned	6-Pin THM, 6-Pin SMT	AEC-Q100, bi- or unidirectional sensing, ratiometric or absolute analog output, OCD with 1μs response time

MagAlpha™ Magnetic Position Sensors

Part Number	±3σ Resolution	Interface	Supply Voltage (V)	Supply Current (mA)	Sensing Range (mT)	Cutoff Frequency (Hz)	Latency at Constant Speed (µs)	Magnetic Field Detection	Temperature Range (°C)	Package	Wettable Flanks	Notes
MAQ430	12-Bit	SPI, UVW, ABZ	3 to 3.6	11.7	30+ (No Upper Limit)	390	8	-	-40 to +150	QFN-16 (3x3)	✓	AEC-Q100, wettable flanks
MAQ470	12-Bit	SPI, SSI, PWM, ABZ	3 to 3.6	11.7	30+ (No Upper Limit)	390	8	✓	-40 to +150	QFN-16 (3x3)	✓	AEC-Q100, wettable flanks
MAQ473	10-Bit to 14-Bit	SPI, SSI, PWM, ABZ	3 to 3.6	11.7	30+ (No Upper Limit)	23 to 6k	8	✓	-40 to +150	QFN-16 (3x3)	✓	AEC-Q100, prog. filter, wettable flanks
N MAQ600	12-Bit to 15-Bit	SPI, ABZ, PWM, UVW, SSI	3 to 3.6	7	20+ (No Upper Limit)	75 to 17k	0	✓	-40 to +125	QFN-16 (3x3)	✓	AEC-Q100, TMR front-end, high accuracy & BW, 0.6° INL (<0.1° INL thru user calibration with 32-word lookup table), no speed error
N MAQ800	8-Bit	SPI, SSI	3 to 3.6	11.7	30+ (No Upper Limit)	90	4000	✓	-40 to +125	QFN-16 (3x3)	✓	Optimized for automotive HMI applications, SSI output, wettable flanks
N MAQ820	8-Bit	SPI, ABZ	3 to 3.6	11.7	30+ (No Upper Limit)	90	4000	✓	-40 to +125	QFN-16 (3x3)	✓	Optimized for automotive HMI applications, SSI output, wettable flanks
N MAQ850	8-Bit	SPI, PWM	3 to 3.6	11.7	30+ (No Upper Limit)	90	4000	✓	-40 to +125	QFN-16 (3x3)	✓	Optimized for automotive HMI applications, SSI output, wettable flanks

MagDiff™ Magnetic Position Sensors with Stray Field Immunity

Part Number	±3σ Resolution	Interface	Supply Voltage (V)	Supply Current (mA)	Sensing Range (mT)	Cutoff Frequency (Hz)	Latency at Constant Speed (µs)	Magnetic Field Detection	Temperature Range (°C)	Package	Wettable Flanks	Notes
S MAQ79010	10-Bit to 14.5-Bit	SPI, SSI, I²C, UVW, SENT, ABZ	3.3, 5	12	8+ (No Upper Limit)	12 to 100k	0	✓	-40 to +150	QFN-16 (3x3)	✓	AEC-Q100, ASIL-B compliant, robust against parasitic stray fields >4kA/m DC, or 5mT, wettable flanks
P MAQ79016	10-Bit to 14.5-Bit	SPI, SSI, I²C, UVW, SENT, ABZ	Up to 26	12	8+ (No Upper Limit)	12 to 100k	0	✓	-40 to +150	QFN-16 (3x3)	✓	AEC-Q100, ASIL-B compliant, 26V with reverse polarity protection, robust against parasitic stray fields >4kA/m DC, or 5mT
S MAQ900	10-Bit to 14.5-Bit	SPI, SSI, I²C, UVW, SENT, ABZ	3.3, 5	12	8+ (No Upper Limit)	12 to 100k	0	✓	-40 to +150	QFN-16 (3x3)	✓	AEC-Q100, robust against parasitic stray fields >4kA/m DC, or 5mT

MagVector™ 3D Magnetic Position Sensors

Part Number	Data Length	Interface	Supply Voltage (V)	Supply Current (mA)	Sensing Range (mT)	Conversion Time (µs)	Temperature Range (°C)	Package	Notes
P MVQ310	12-bit	I²C, SPI	3.3	25nA to 2.3	±125 or ±250	40	-40 to +150	TSOT23-6	AEC-Q100, digital component output, selectable operating power modes and sensing axis

INDUSTRIAL BUILDING & FACTORY AUTOMATION



Safety & Security



- » Access Control
- » Automated Doors
- » Smart Door Locks
- » Elevators and Escalators
- » Fire Prevention

Power Management



- » Solar Inverters
- » Power Monitoring
- » Power Access
- » Light Monitoring

Solar Inverters



Product Highlight

Maintain Maximum Power Point Tracking

MCS1823, MCS1805, and MCS1806

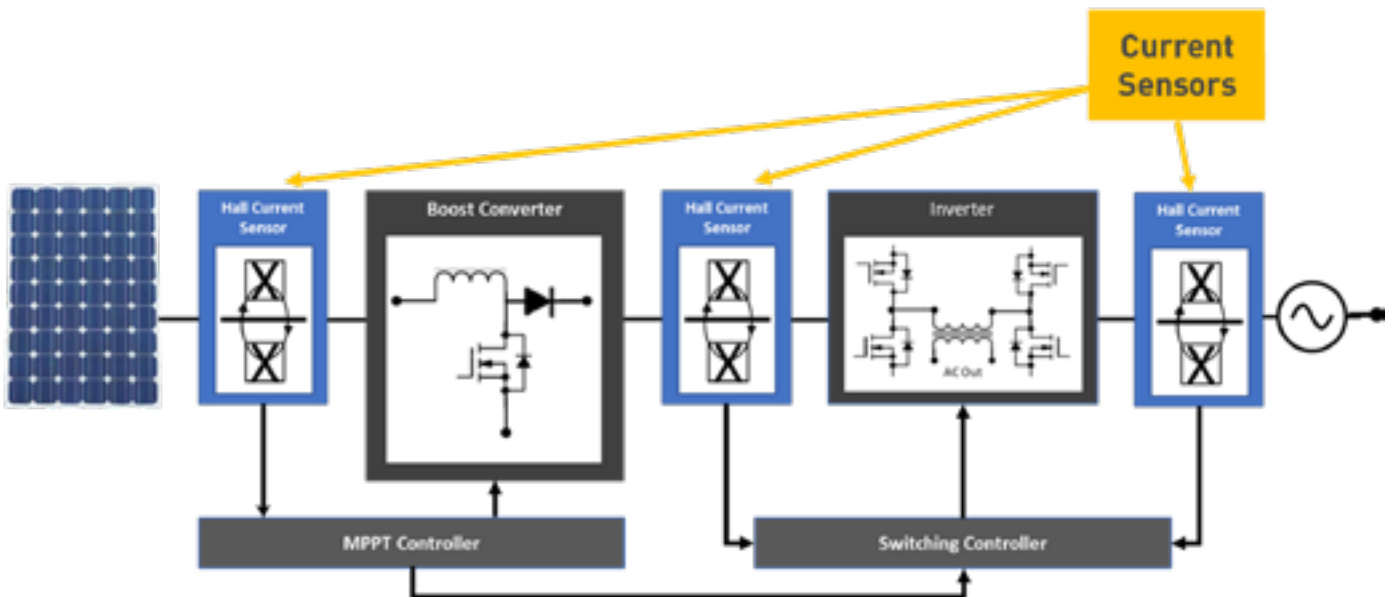
- » Accurate High-Side or Low-Side Current Sensing
- » Up to 3kV_{RMS} High Isolation from Line Voltage
- » Fast Over-Current Detection Flag <1μs
- » UL Certified

Boost Modules

- » Accurate Current Sampling to Detect the Power Output from the PV Cells
- » Control the PWM Duty Cycle to Increase or Decrease the Downstream Impedance

Inverter Stage

- » Accurately Track Current Phase to Match Line Current
- » Accurately Track Power Delivered to the Line



Climate & Energy Efficiency



- » Shutters and Blinds
- » HVAC – Compressors, Blowers, Flow Control
- » Climate Control – Thermostats
- » Lighting Dimmer Control

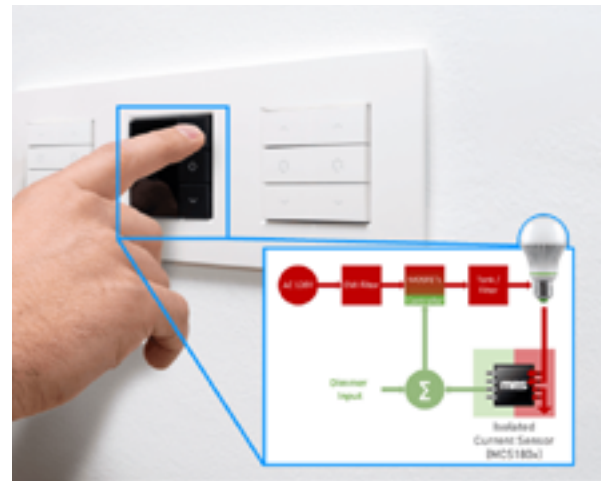
Product Highlight

Smart Lighting Dimmers



MCS1806

- » Direct Sensing in Industry-standard 8-Pin SOIC Package
- » Wide Sensing Range from $\pm 5A$ to $\pm 50A$
- » Low $0.9m\Omega$ Primary Conductor Resistance
- » $3000V_{RMS}$ Isolation




Product Highlight

Smart Shades

MA732, MA330, MA735, MA736, and MA782

- » Motor Commutation and/or Position Feedback
- » Provides Absolute Feedback
- » Operates with a Low-Cost Magnet
- » Works with All Types of Motors
- » Can Be Operated at Side-Shaft or End-of-Shaft Locations
- » Ideal for Space-Constrained Applications
 - MA735, MA736, MA782: UTQFN (2mmx2mm) Package
- » MA782 Is Ideal for Battery-Powered Applications
 - Includes Wake-Up on Angle Detection
 - $0.5\mu A$ Standby Current





Product Highlight

Precision Robotic Joint Control


MA600 and MA900

MA600:

- » Factory-Calibrated: 0.6° Error (INL) over Temp
- » $<0.1^\circ$ Error (INL) after User Calibration with On-Board Chip Look-Up Table
- » 12-Bit to 15-Bit Noise-Free Resolution
- » 21kHz Bandwidth
- » Zero Latency to Minimize Speed Errors

MA900:

- » Differential Sensing, Immune to Stray Magnetic Fields in Excess of 4kA/m DC
- » 10-Bit to 14.5-Bit Noise-Free Resolution
- » Available in a Tiny QFN-16 (3mmx3mm) Package




Cost-Effective Solution for Managing:

- » High-Speed Torque
- » Position
- » Speed Control

MEDICAL TECHNOLOGY



Lab Automation



- » Robot Control
- » Probe Processing
- » Pump Motor Control
 - Infusion Pumps
 - Insulin Pumps

Surgical Robotics



- » Automated and Remote Surgical Robots
- » Dental Processing

Product Highlight

Surgical Robotics

MA600 and MA900

MA600:

- » Factory-Calibrated: 0.6° Error (INL) over Temp
- » <math><0.1^\circ</math> Error (INL) after User Calibration with On-Board Chip Look-Up Table
- » 12-Bit to 15-Bit Noise-Free Resolution
- » 21kHz Bandwidth
- » Zero Latency to Minimize Speed Errors

MA900:

- » Differential Sensing, Immune to Stray Magnetic Fields in Excess of 4kA/m DC
- » 10-Bit to 14.5-Bit Noise-Free Resolution
- » Available in a Tiny QFN-16 (3mmx3mm) Package



Cost-Effective Solution for Managing:

- » High-Speed Torque
- » Position
- » Speed Control

Insulin Pumps



Product Highlight

Accuracy and Reliability in Tiny Form Factor

MA980

- » 9-Bit To 13-Bit Absolute Resolution
- » Differential Sensing Rejects Stray Fields
- » μ Power Operation through Duty Cycle Control
- » CSP-16 (1.6mmx1.6mm) Package Is Ideal for Space-Constrained Applications

CONSUMER PRODUCTS



Mobile Phones, Laptops, and VR Headsets



- » Foldable Mobile Flip-Phone Angle Management
- » Foldable Tablet Angle Sensing
- » Precision Open/Close Angle Management
- » HMI Contactless Knobs & Buttons

Product Highlight

No-Bezel Laptops and Foldable Phones

MA782

- » Smallest Open/Close Detection Solution
- » Helps Minimize or Eliminate Bezel
- » Can Be Placed in the Folding Axis
- » Smallest UTQFN (2mmx2mm) Package
- » Lowest Power: <math><0.5\mu\text{A}</math> Standby Current
- » Wake-On-Change Angle Detection
- » Very Small (<math><1\text{mm}\times 1\text{mm}</math>) Magnet
- » Provides Absolute Angle Output



Kitchen Appliances/Mixers with Cooking Options



Product Highlight

Main Motor Position Detection

MA732, MA735, MA736, and MA900

- » Motor Commutation and/or Position Feedback
- » Ideal for Space-Constraint Applications
 - MA735, MA736: UTQFN (2mmx2mm) Package
- » Differential Sensing Rejects Stray Fields
 - MA900: End-of-Shaft Only

Control and Menu Buttons

MA800

- » Contactless Sensing for Long Life with No Wear
- » 8-Bit Resolution Absolute Angle Encoder
- » Push and Pull Detection with Configurable Thresholds

Secure Lid Closure Detection

MV300, MV310

- » Senses Position of Magnets in Lid
- » Flexible I²C or SPI Interface

Current Sensing (Heating, Motor Control, Power Supplies)

MCS1806

- » Complete Isolated Current Sensor
- » Wide Sensing Range
 - $\pm 5\text{A}$ to $\pm 50\text{A}$, AC or DC

E-Bikes & Scooters



- » BLDC Motors – Smaller, Lighter, Increased Reliability
- » Enables Highest Power Density
- » Provides Absolute Angle, Position, and Torque

Flexible Interface:

- » SPI Commutation for UVW Commutation
- » ABZ Speed Control

Product Highlight

E-Bike Ultra-Small BLDC Motors


MA302

- » Speed, Torque, and Absolute Position Control
- » Smallest QFN (3mmx3mm) Package
- » No Customer Calibration Required
- » Factory Calibrated
- » On-Chip Non-Volatile Memory (NVM)
- » Wide -40°C to +125°C Operating Temp Range
- » Flexible Interface
 - SPI for Digital Angle Readout and Sensor Configuration
 - ABZ/UVW for Motor Control, Commutation, and Incremental Output
 - No Firmware Changes Required when Replacing Optical Encoders; ABZ Output is Compatible with Optical Outputs



CONSUMER & INDUSTRIAL PRODUCT SELECTOR GUIDE

Integrated Current Sensors

Part Number	Current Range (A)	V _{CC} (V)		Over-Temp Accuracy	Temperature Range (°C)		Isolation Voltage (V _{RMS})	Working Voltage (V _{RMS})	Reinforced Isolation (V _{RMS})	Bandwidth (kHz)	Over-Current Detection	Voltage Reference	Primary Conductor Resistance (mΩ)	UL Certification 	Package	Notes
MCS1800	±12.5, ±25	3.3	3%	-40 to +125	1000	200	-	100	-	-	1.2	-	-	SOIC-8	Coreless, ratiometric analog output	
MCS1801	±12.5, ±25	5	3%	-40 to +125	1000	200	-	100	-	-	1.2	-	-	SOIC-8	Coreless, ratiometric analog output	
MCS1802	±5, ±10, ±20, ±30, ±40, ±50	3.3	2.5%	-40 to +125	2200	250	-	100	-	-	0.9	✓	-	SOIC-8	Coreless, ratiometric analog output	
MCS1803	±5, ±10, ±20, ±30, ±40, ±50	5	2.5%	-40 to +125	2200	250	-	100	-	-	0.9	✓	-	SOIC-8	Coreless, ratiometric analog output	
N MCS1805	±5, ±10, ±20, ±30, ±40, ±50	3.3, 5	2.5%	-40 to +125	3000	500	-	100	✓	-	0.9	✓ + TUV	-	SOIC-8	Coreless, ratiometric analog output, immune to external magnetic field gradients	
MCS1806	±5, ±10, ±20, ±30, ±40, ±50	3.3, 5	2.5%	-40 to +125	3000	500	-	100	-	-	0.9	✓	-	SOIC-8	Coreless, ratiometric analog output	
P MCS1810	±5, ±10, ±20, ±30, ±40, ±50, ±65, ±80, ±100	3.3, 5	2%	-40 to +125	5000	1100	560	350	✓	✓	0.3	Planned	-	SOIC-10W	Coreless, low primary conductor resistance, bi- or unidirectional sensing, ratiometric or absolute analog output, prog. OCD with 1µs response time	
P MCS1812	±5, ±10, ±20, ±30, ±40, ±50, ±60, ±70, ±80	3.3, 5	2%	-40 to +125	5000	1100	560	350	✓	✓	1.0	Planned	-	SOIC-16W	Coreless, bi- or unidirectional sensing, ratiometric or absolute analog output, prog. OCD with 1µs response time	
N MCS1823	±5, ±10, ±20, ±30, ±40, ±50	3.3, 5	2.5%	-40 to +125	100	N/A	-	120	✓	-	0.6	✓	-	QFN-12 (3x3)	Coreless, bi- or unidirectional sensing, ratiometric or absolute analog output, immune to external magnetic field gradients	
N MCS1826	±15.5, ±31	3.3 to 5	3%	-40 to +125	100	N/A	-	120	✓	-	0.6	✓	-	QFN-12 (3x3)	Coreless, bidirectional sensing, ratiometric analog output, immune to external magnetic field gradients	
S MCS2803	±50, ±100, ±150, ±200, ±250, ±300, ±400	3.3, 5	3.5%	-40 to +150	5000	1000	475	150 /300	-	-	0.1	Planned	-	5-Pin THM, 5-Pin SMT	Bi- or unidirectional sensing, ratiometric or absolute analog output	
S MCS2804	±50, ±100, ±150, ±200, ±250, ±300, ±400	3.3, 5	3.5%	-40 to +150	5000	1000	475	150 /300	✓	-	0.1	Planned	-	6-Pin THM, 6-Pin SMT	Bi- or unidirectional sensing, ratiometric or absolute analog output, prog. OCD with 1µs response time	

MagVector™ 3D Magnetic Position Sensors

	Part Number	Data Length	Interface	Supply Voltage (V)	Supply Current (mA)	Sensing Range (mT)	Conversion Time (µs)	Temperature Range (°C)	Package	Notes
N	MV300	12-Bit	I ² C, SPI	3.3	10nA to 2.5	±50 or ±180	40	-40 to +125	TSOT23-6	Digital component output, selectable operating power modes
P	MV310	12-Bit	I ² C, SPI	3.3	25nA to 2.3	±125 or ±250	40	-40 to +125	TSOT23-6	Digital component output, selectable operating power modes and sensing axis

MagDiff™ Magnetic Position Sensors with Stray Field Immunity

	Part Number	±3σ Resolution	Interface	Supply Voltage (V)	Supply Current (mA)	Sensing Range (mT)	Cutoff Frequency (Hz)	Latency at Constant Speed (µs)	Temperature Range (°C)	Package	Notes
S	MA900	10-Bit to 14.5-Bit	SPI, SSI, I ² C, UVW, ABZ	3.3, 5	12	8+ (No Upper Limit)	12 to 100k	0	-40 to +125	QFN-16 (3x3)	Robust against parasitic stray fields exceeding 4kA/m DC, or 5mT
P	MA980	9-Bit to 13-Bit	SPI	3.3, 5	25µA	8+ (No Upper Limit)	5 to 160k	0	-40 to +125	WLCSP (1.6x1.6)	Micropower, smallest footprint, robust against parasitic stray fields

MagAlpha™ Magnetic Position Sensors

	Part Number	±3σ Resolution	Interface	Supply Voltage (V)	Supply Current (mA)	Sensing Range (mT)	Cutoff Frequency (Hz)	Latency at Constant Speed (µs)	Temperature Range (°C)	Package	Notes
	MA102	12-Bit	SPI, UVW	3 to 3.6	11.7	30+ (No Upper Limit)	390	8	-40 to +125	QFN-16 (3x3)	Motor commutation angle sensor, UVW multi-pole pair, differential outputs
	MA302	12-Bit	SPI, UVW, ABZ	3 to 3.6	11.7	30+ (No Upper Limit)	390	8	-40 to +125	QFN-16 (3x3)	Motor commutation angle sensor, 12-bit SPI output, ABZ & UVW incremental outputs
	MA310	12-Bit	SPI, UVW, ABZ	3 to 3.6	11.7	15+ (No Upper Limit)	93	8	-40 to +125	QFN-16 (3x3)	Motor commutation angle sensor, 12-bit SPI output, low magnetic field
	MA330	10-Bit to 14-Bit	SPI, UVW, ABZ	3 to 3.6	11.7	30+ (No Upper Limit)	23 to 6k	8	-40 to +125	QFN-16 (3x3)	Motor commutation angle sensor, up to 14-bit SPI output, programmable filter
N	MA600	12-Bit to 15-Bit	SPI, ABZ, PWM, UVW, SSI	3 to 3.6	7	20+ (No Upper Limit)	75 to 17k	0	-40 to +125	QFN-16 (3x3)	TMR front-end high accuracy & BW, 0.6° INL (<0.1° INL thru user calibration with 32-word lookup table), no speed error
	MA702	12-Bit	SPI, SSI, PWM, ABZ	3 to 3.6	11.7	30+ (No Upper Limit)	390	8	-40 to +125	QFN-16 (3x3)	12-bit SPI output, ABZ incremental & PWM outputs
	MA704	10-Bit	SPI, SSI, PWM, ABZ	3 to 3.6	11.7	30+ (No Upper Limit)	2970	8	-40 to +125	QFN-16 (3x3)	12-bit SPI output, high BW, ABZ incremental & PWM outputs

MagAlpha™ Magnetic Position Sensors

Part Number	±3σ Resolution	Interface	Supply Voltage (V)		Supply Current (mA)	Sensing Range (mT)	Cutoff Frequency (Hz)	Latency at Constant Speed (µs)	Temperature Range (°C)	Package	Notes
MA710	12-Bit	SPI, SSI, PWM, ABZ	3 to 3.6	11.7	15+ (No Upper Limit)	93	8	-40 to +125	QFN-16 (3x3)	12-bit SPI output, low magnetic field, ABZ incremental & PWM outputs	
MA730	14-Bit	SPI, SSI, PWM, ABZ	3 to 3.6	11.7	40+ (No Upper Limit)	23	8	-40 to +125	QFN-16 (3x3)	14-bit SPI output, ABZ incremental & PWM outputs	
MA732	10-Bit to 14-Bit	SPI, SSI, PWM, ABZ	3 to 3.6	11.7	30+ (No Upper Limit)	23 to 6k	8	-40 to +125	QFN-16 (3x3)	Prog. filter, ABZ incremental & PWM outputs	
MA734	8-Bit to 12.5-Bit	SPI	3 to 3.6	11	30+ (No Upper Limit)	95, 380, 95k	3	-40 to +125	QFN-16 (3x3)	Prog. filter, low latency	
MA735	9-Bit to 13-Bit	SPI, SSI, PWM, ABZ	3 to 3.6	11.7	40+ (No Upper Limit)	23 to 6k	8	-40 to +125	UTQFN-14 (2x2)	Ultra-small footprint, prog. filter, ABZ incremental & PWM outputs	
MA736	8-Bit to 12.5-Bit	SPI	3 to 3.6	11	30+ (No Upper Limit)	95, 380, 95k	3	-40 to +125	UTQFN-14 (2x2)	Ultra-small footprint, prog. filter, low latency	
MA780	8-Bit to 12-Bit	SPI	3 to 3.6	0.5µA to 10	30+ (No Upper Limit)	5 to 160k	4 to 4000	-40 to +125	QFN-16 (3x3)	Optimized for low-power, integrated wake-up and IRQ	
MA782	8-Bit to 12-Bit	SPI	3 to 3.6	0.5µA to 10	30+ (No Upper Limit)	5 to 160k	4 to 4000	-40 to +125	UTQFN-14 (2x2)	Micropower, ultra-small footprint, integrated wake-up and IRQ	
MA800	8-Bit	SPI, SSI	3 to 3.6	11.7	30+ (No Upper Limit)	90	4000	-40 to +125	QFN-16 (3x3)	Optimized for HMI applications	
MA820	8-Bit	SPI, ABZ	3 to 3.6	11.7	30+ (No Upper Limit)	90	4000	-40 to +125	QFN-16 (3x3)	Optimized for HMI applications	
MA850	8-Bit	SPI, PWM	3 to 3.6	11.7	30+ (No Upper Limit)	90	4000	-40 to +125	QFN-16 (3x3)	Optimized for HMI applications	

Position Sensor Magnets

Part Number	Magnetization	Geometry	Material	OD (mm)	ID (mm)	Height (mm)	Air Gap Min (mm)	Air Gap Max (mm)	Radial Tolerance (mm)	Notes
MAG10-2C-30.25	Diametrical	Cylinder	NdFeB, Grade N35SH	3	-	2.5	0	2	0.1	-
MAG10-2C-40.25	Diametrical	Cylinder	NdFeB, Grade N35SH	4	-	2.5	0	2.6	0.2	Standard-size, cost-effective
MAG10-2C-50.25	Diametrical	Cylinder	NdFeB, Grade N35SH	5	-	2.5	0	3.1	0.2	Standard-size, cost-effective
MAG10-2C-60.25	Diametrical	Cylinder	NdFeB, Grade N35SH	6	-	2.5	0	3.6	0.3	-
MAG10-2C-80.25	Diametrical	Cylinder	NdFeB, Grade N35SH	8	-	2.5	0	4.5	0.4	-
MAG10-2R-50.12.25	Diametrical	Ring	NdFeB, Grade N35SH	5	1.25	2.5	1	1.4	0.4	Accurate application
MAG10-2R-60.15.25	Diametrical	Ring	NdFeB, Grade N35SH	6	1.5	2.5	1.3	1.6	0.6	Accurate application
MAG10-2R-80.20.25	Diametrical	Ring	NdFeB, Grade N35SH	8	2	2.5	2	2.5	0.8	Accurate application
MAG10-2B-40.25	Axial	Half-Cylinder	NdFeB, Grade N35SH	4	-	2.5	0	2.1	<0.1	Low field emission
MAG10-2B-50.25	Axial	Half-Cylinder	NdFeB, Grade N35SH	5	-	2.5	0	2.7	<0.1	Low field emission
MAG10-2B-60.25	Axial	Half-Cylinder	NdFeB, Grade N35SH	6	-	2.5	0	3.2	<0.1	Low field emission
MAG10-2B-80.25	Axial	Half-Cylinder	NdFeB, Grade N35SH	8	-	2.5	0	4.2	0.1	Low field emission

ABOUT MONOLITHIC POWER SYSTEMS

Who we are

We are creative thinkers. We break boundaries. We take technology to new levels. As a leading international semiconductor company, Monolithic Power Systems (MPS) creates cutting-edge solutions to improve the quality of life with green, easy-to-use products.

What we do

We make power design fun! With our innovative proprietary technology processes, we thrive on reimagining and redefining the possibilities of high-performance power solutions in industrial applications, telecom infrastructures, cloud computing, automotive, and consumer applications.

Where we come from

It started with a vision. Michael Hsing, pioneering engineer and CEO, founded Monolithic Power Systems, Inc. in 1997 with the belief that an entire power system could be integrated onto a single chip. Under his leadership, MPS has succeeded not only in developing a monolithic power module that truly integrates an entire power system in a single package, but also it continues to defy industry expectations with its patented groundbreaking technologies.

Our values

We cultivate creativity

As a company, we believe in creating an environment that encourages and challenges our employees to collaborate and think outside the box to excel beyond their preconceived capabilities.

We do not accept the status quo

We do not believe in limitations. It is not about what is, but what can be. Possibilities are endless at MPS.

We are passionate about sustainability

It's about the future. From materials to finances, we are committed to conservation. We will not tolerate waste in an effort to improve and preserve the quality of life.

We are committed to providing innovative products to our customers

Let us do the heavy lifting. We relentlessly strive to make system design versatile and effortless to meet our customers' specific needs. We'll do the work, so our customers can have the fun!

CONTACT & ORDERING



**FAST
RESPONSE**

Quotes, Availability, Engineering Support & Samples
MonolithicPower.com/Quote-Samples-Support

US Offices

- MPS Kirkland**
5808 Lake Washington Blvd. NE
Kirkland, WA 98033, USA
Tel: +1 425-296-9956
- MPS San Jose**
79 Great Oaks Blvd.
San Jose, CA 95119, USA
Tel: +1 408-826-0600
- MPS Detroit**
19499 Victor Parkway
Livonia, MI 48152, USA
Tel: +1 248-907-0222
- MPS Phoenix**
2065 S. Cooper Road Suite 3
Chandler, AZ 85826, USA
- MPS North Carolina**
Canterbury Hall
4815 Emperor Blvd.
Durham, NC 27703, USA

EU Offices

- MPS Barcelona**
Av. Josep Tarradellas 123, 5-A
08029 Barcelona, Spain
Tel: +34-931-815-400
- MPS Ettenheim**
Gutenbergstrasse 4,
77955 Ettenheim,
Germany
- MPS Munich**
Alte Landstrasse 25
85521 Ottobrunn, Germany
Tel: +49-89-80913512-0
- MPS Lausanne**
Route de Lully 5 A
1131 Tolochenaz, Switzerland
Tel: +41-21-805-0100
- MPS Portugal**
Rua D. Manuel II, 290, Piso 7
4050-344 Porto,
Portugal

Order Direct
monolithicpower.com

Online Order Support
monolithicpower.com/onlineorders

Asia Offices

- MPS China Chengdu**
#8 Kexin Road West Park of Export
Processing Zone West Hi-Tech Zone
Chengdu, Sichuan, 611731
Tel: +86-28-8730-3000
- MPS China Hangzhou**
Floor 6, Building A2, Xixi Center,
No. 588 West Wenyi Road, Xihu District
Hangzhou, Zhejiang, 310012
Tel: +86-571-8981-8588
- MPS China Shanghai**
Floor 27, Magnolia Plaza, No. 777,
Hongqiao Road, Xuhui District
Shanghai 20030
Tel: +86-21-2225-1700
- MPS China Shenzhen**
Room 1401, Kingkey Riverfront Times
Square Branch North,
Binhe Avenue South, Futian District
Shenzhen Guangdong, 518054
Tel: +86-755-3688-5818-5852
- MPS Taiwan**
29F, No. 97, Section 1, Xintai 5th Road
Xizhi District, New Taipei City
Tel: +886-2-86911600
- MPS Japan Tokyo**
Shinjuku Sumitomo Bldg. 31F
2-6-1 Nishishinjuku Shinjuku-ku,
Tokyo 163-0231, Japan
Tel: +81-3-5989-0885
- MPS Japan Osaka**
Room 301, NLC Shin-Osaka Business
Zone III, 3-14-20 Nishinakajima,
Yodogawa-ku, Osaka-shi,
Osaka 532-0011, Japan
Tel: +81-6-6300-7432
- MPS Singapore**
No. 8 Ubi Road 2
#08-12 Zervex, Singapore 408538
- MPS Korea**
C 403, 4F Pangyo Digital Center, 242,
Pangyo-ro, Bundang-gu, SeongNam-si,
Gyeonggi-do, Korea 13487
Tel: +82-70-7830-9950
- MPS India**
Unit G-12, Prestige Towers,
No 99 / 100, Residency Road,
Bangalore 560025
Tel: +91-80-4124-0312 / 20
- MPS Investor Relations**
monolithicpower.com/investors

