


- Model** 205, 218, 238 (except 238.361/461), 257 (except 257.361) with transmission 725.0 with code M005 (Vehicles with 4MATIC/all-wheel drive)
- Model** 213 (except 213.061/261), 217, 222 with transmission 725.0 (except 725.09) with code M005 (Vehicles with 4MATIC/all-wheel drive)
- Model** 253 with transmission 725.0 (except 725.096) with code M005 (Vehicles with 4MATIC/all-wheel drive)





























P28.00-2082-08

Shown on model 218.991 with oil level glass (3)

2 Drain screw

3 Oil level screw

	Danger	Risk of death caused by vehicle slipping or toppling off of the lifting platform.	Align vehicle between vehicle lift columns and position the four support plates at the vehicle lift support points specified by the vehicle manufacturer.	AS00.00-Z-0010-01A
	Warning	Risk of injury. Skin or eye injuries may result when handling hot or glowing objects.	Wear protective gloves, protective clothing and safety glasses, if necessary.	AS00.00-Z-0002-01A
	Caution	Risk of injury to skin and eyes due to handling of transmission oil. Health risk caused by swallowing transmission oil	Wear protective gloves, protective clothing and safety glasses. Do not pour transmission oil into beverage bottles.	AS00.40-Z-0001-01A
		Preparatory activity		
1		Lift vehicle with lifting platform.	Model 205, 218, 238 (except 238.361/461), 257 (except 257.361) with transmission 725.0 with code M005 (Vehicles with 4MATIC/all-wheel drive) Model 213 (except 213.061/261), 217, 222 with transmission 725.0 (except 725.09) with code M005 (Vehicles with 4MATIC/all-wheel drive) Model 253 with transmission 725.0 (except 725.096) with code M005 (Vehicles with 4MATIC/all-wheel drive) Model 205, 238 (except 238.361/461) with transmission 725.0 with code M005 (Vehicles with 4MATIC/all-wheel drive) Model 213 (except 213.061/261) with transmission 725.0 (except 725.09) with code M005 (Vehicles with 4MATIC/all-wheel drive) Model 253 with transmission 725.0 (except 725.096) with code M005 (Vehicles with 4MATIC/all-wheel drive)	AR00.60-P-1002LWG

AR		Model 217, 222 with transmission 725.0 (except 725.09) with code M005 (Vehicles with 4MATIC/all-wheel drive)	AR00.60-P-1000LF
AR		 <p>Vehicle must be horizontal. Otherwise, the transfer case is not filled correctly and a wrong oil filling capacity could lead to leak tightness and material damage.</p>	AR00.60-P-1006A
	Clean		
2	Clean area surrounding drain screw (2).		
3	Clean area surrounding oil level glass (3).	If present.	
	Remove		
4	Unscrew oil level screw (3) up to end stop on drain screw (2).	If present.	
5	Remove drain screw (2) from transfer case.		
	Drain off		
6	Pull out overflow pipe using extraction hook and drain oil from transfer case.	 <p>Collect escaping oil in a suitable container. Damage can otherwise occur.</p>  Extraction hook	*140589023300
	Clean		
7	Clean threaded holes in transfer case.	Loctite 7063 (400 ml) cleaning spray	*BR00.45-Z-1046-04A
	Install		
8	Insert new overflow pipe into transfer case and screw in using old drain screw (2) until the overflow pipe latches audibly into place.		
	Remove		
9	Unscrew old drain screw (2) from transfer case.	 <p>Dispose of old drain screw (2). Otherwise, this may lead to leakage and consequential damage.</p>	
	Install		
10	Screw the adapter with sealing ring into threaded hole of drain screw (2).	 Adapter	*213589009000
	Pour in		
11	Add specified oil filling capacity to hand pump.	 Transfer case oil  Hand pump	*BF28.10-P-1001-01F *210589007100
12	Connect hand pump to the adapter.	 Hand pump  Adapter	*210589007100 *213589009000
13	Fill transfer case.	 Transfer case oil  Hand pump	*BF28.10-P-1001-01F *210589007100
14	Disconnect hand pump from the adapter.	 <p>Drain off excess oil. Damage can otherwise occur.</p>  Hand pump  Adapter <p>If less than 50 ml of oil flow out of the transfer case,</p> <p style="text-align: center;">↓</p> <p>Add 100 ml to the hand pump and repeat operation step 12.</p> <p>If more than 50 ml of oil flows out of the transfer case</p> <p style="text-align: center;">↓</p> <p>the transfer case is sufficiently filled, continue with operation step 15.</p>	*210589007100 *213589009000
	Remove		
15	Unscrew adapter with sealing ring from threaded hole of drain screw (2).	 Adapter	*213589009000
	Clean		
16	Clean threaded hole of drain screw (2) in transfer case.	Loctite 7063 (400 ml) cleaning spray	*BR00.45-Z-1046-04A
	Install		
17	Tighten new drain screw (2) on transfer case.	 <p>Replace drain screw (2) each time it is removed. Otherwise, this may lead to leakage and consequential damage.</p>  Drain screw to transfer case	*BA28.10-P-1003-01G

18	Tighten oil level screw (3).	If present. Nm Oil level sight glass to transfer case	*BA28.10-P-1007-01G
Finishing activity			
19	Lower vehicle with vehicle lift.	Model 205, 218, 238 (except 238.361/461), 257 (except 257.361) with transmission 725.0 with code M005 (Vehicles with 4MATIC/all-wheel drive) Model 213 (except 213.061/261), 217, 222 with transmission 725.0 (except 725.09) with code M005 (Vehicles with 4MATIC/all-wheel drive) Model 253 with transmission 725.0 (except 725.096) with code M005 (Vehicles with 4MATIC/all-wheel drive) Model 205, 238 (except 238.361/461) with transmission 725.0 with code M005 (Vehicles with 4MATIC/all-wheel drive) Model 213 (except 213.061/261) with transmission 725.0 (except 725.09) with code M005 (Vehicles with 4MATIC/all-wheel drive) Model 253 with transmission 725.0 (except 725.096) with code M005 (Vehicles with 4MATIC/all-wheel drive) Model 217, 222 with transmission 725.0 (except 725.09) with code M005 (Vehicles with 4MATIC/all-wheel drive)	AR00.60-P-1002LWG AR00.60-P-1000LF AR00.60-P-1006A

Nm Complete transfer case

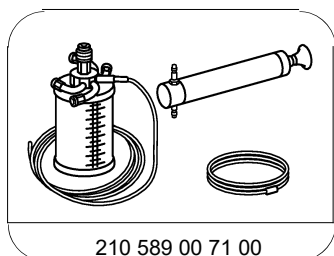
Number	Designation		Model 205, 206, 213, 217, 218, 222, 223, 238, 253, 257, 290 with transmission 725.0/1 with code M005 (Vehicles with 4MATIC/all-wheel drive)
BA28.10-P-1003-01G	Drain screw to transfer case	Nm	25

Nm Complete transfer case

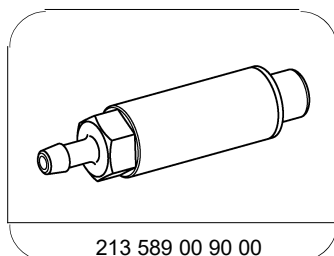
Number	Designation		Model 205, 206, 213, 217, 218, 222, 223, 238, 253, 257, 290 with transmission 725.0/1 with code M005 (Vehicles with 4MATIC/all-wheel drive)
BA28.10-P-1007-01G	Oil level sight glass to transfer case	Nm	11

Complete transfer case

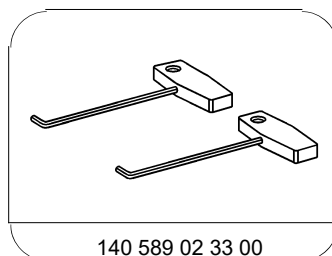
Number	Designation		Model 205, 213, 217, 218, 222, 223, 232, 238, 253, 257, 290 with transmission 725.0
BF28.10-P-1001-01F	Transfer case oil	Filling capacity	Liter
		Sheet	0,65 BB00.40-P-0236-15 A



Hand pump



Adapter



Extraction hook

Repair materials

Number	Designation	Order number
BR00.45-Z-1046-04A	Loctite 7063 (400 ml) cleaning spray	A 001 986 71 71 09