



Division of Capital Asset Management & Maintenance (DCAMM)

FY 2016 Annual Report

Supplier Diversity – Affirmative Marketing Program for Design & Construction & Workforce Diversity

January 13, 2017

CHARLES D. BAKER

GOVERNOR

KARYN E. POLITO

LIEUTENANT GOVERNOR



KRISTEN LEPORE

SECRETARY

ADMINISTRATION & FINANCE

CAROL W. GLADSTONE

COMMISSIONER



The Commonwealth of Massachusetts
Executive Office for Administration and Finance
Division of Capital Asset Management and Maintenance
One Ashburton Place
Boston, Massachusetts 02108

Tel: (617) 727-4050
Fax: (617) 727-5363

CHARLES D. BAKER
GOVERNOR

KARYN E. POLITO
LIEUTENANT GOVERNOR

KRISTEN LEPORE
SECRETARY
ADMINISTRATION & FINANCE
CAROL W. GLADSTONE
COMMISSIONER

Jan 13, 2017

Kristen Lepore, Secretary
Executive Office of Administration and Finance
State House, Room 373
Boston, MA 02133

RE: *FY 2016 Annual Report Supplier Diversity – Affirmative Marketing Program for Design & Construction & Workforce Diversity*

Dear Secretary Lepore:

Attached please find the FY 2016 report for the Division of Capital Asset Management and Maintenance's (DCAMM) construction and design MBE/WBE program and Workforce Reporting. The addition of Workforce Reporting to DCAMM's annual report is new for FY16.

The MBE/WBE program, also known as DCAMM's Affirmative Marketing Program is established under M.G.L. Chapter 7C, §6, and various Executive Orders and Administrative Bulletins, including Executive Orders 559 and 565 signed by Governor Baker in 2015.

In addition to Chapter 7C, §6, ANF Administrative Bulletins 14 and 17A sets workforce participation benchmarks on state and state-assisted construction contracts and specifies Construction and Design data collection and reporting guidelines. Additionally, Bulletin #17A added Service Disabled Veteran Owned Business Enterprises (SDVOBE) contract expenditures, as well as workforce reporting on each contract.

DCAMM establishes MBE/WBE participation goals on design and construction projects based on its statewide disparity study, as well as project-specific considerations, including scope, size, and availability of certain types of firms. The agency's combined MBE/WBE goals are currently 10.4% for construction and 17.9% for design, however these goals may be appropriately modified for certain projects.

In FY16, MBE and WBE firms received more than \$66.6 million for construction and design services from DCAMM, resulting in the agency once again surpassing established MBE/WBE program goals for payments to design and construction firms, as well as for new contract awards for design services. In FY16:

- Payments to MBE/WBE firms providing construction services achieved 14% against the goal of 10.4%
- Payments to MBE/WBE firms providing design services achieved 30.4% against a goal of 17.9%
- Design Awards to MBE/WBE firms achieved 45.7% against the goal of 17.9%.
- Construction awards to MBE/WBE firms came in at 5.9% against the goal of 10.4%

The low construction awards to MBE/WBE firms is driven largely by three major Construction Manager at Risk projects being awarded in FY16, totaling \$202.3 million, without any awards yet to be issued to trade contractors

during the FY16 reporting period. The actual payments to MBE/WBE firms on these three projects will be captured in FY2017 and beyond.

DCAMM's established goals for construction Workforce participation are 15.3% for minorities and 6.9% for women. The agency's contractor-reported construction worker hours totaled over 800,000 hours for over 90 active construction projects during FY16. This reflects vastly improved capture of reported construction hours worked over FY15. For FY16 design services, DCAMM collected worker demographic data on employees of Prime Consultants on half of all active design contracts. Currently, there are no established benchmarks for Designer workforce participation on state -assisted projects. The FY16 Workforce report indicates:

- Just over 1% of construction hours worked were by women against the goal of 6.9%
- Nearly 14% of construction hours worked were by minorities against the goal of 15.3%
- More than 34% of hours worked on design services were by women
- Just over 13% of hours worked on design services were by minorities

DCAMM is fulfilling its commitment to creating opportunities aimed to help minorities and women realize successful careers in the construction industry and have initiated several outreach programs to create a pipeline of skilled workers to meet the demand for a diverse workforce.

In keeping with Governor Baker's vision of creating more opportunities for MBE/WBE firms and making Massachusetts more business friendly, DCAMM continues to implement initiatives to provide efficiencies for contractors, vendors and the agency, and has expanded access and opportunity for MBE/WBE firms, including:

- New disparity study to determine MBE/WBE Program goals
- Online Contractor Certification System
- Online access to bidding opportunities: plans and specifications and electronic bidding
- New web-based MBE/WBE and Workforce reporting and data collection system for 2017
- Outreach programs to encourage more MBE/WBE firms to do business with DCAMM

The attached report provides additional information about these initiatives and DCAMM's Affirmative Marketing Program and Workforce tracking results for FY16.

Sincerely,



Carol Gladstone
Commissioner

Distribution:

Mr. Jabes Rojas
Deputy Chief for Access and Opportunity
Governor's Office

Mr. William F. Welch
Clerk of the Senate

The Honorable Senator Karen E. Spilka, Chair
Senate Committee on Ways and Means

Mr. Steven T. James
Clerk of the House

The Honorable Brian S. Dempsey, Chair
House Committee on Ways and Means

Mr. William McAvoy
Chief Legal Counsel, Operational Services Division

The Honorable Joan B. Lovely, Chair
Joint Committee of State Administration

Mr. Ronald N. Renaud
Deputy Commissioner, Finance and Administration
Division of Capital Asset Management and Maintenance

The Honorable Peter V. Kocot, Chair
Joint Committee on State Administration



FY 2016 Annual Report
Supplier Diversity – Affirmative Marketing Program for Design &
Construction & Workforce Diversity

TABLE OF CONTENTS

Introduction

Strengthening Massachusetts' Commitment to Equal Opportunity
Performance Against Design and Construction MBE/WBE Goals
Performance Against Construction Workforce Participation Benchmarks

Data Summary of Performance Against Goals

Data Summary on Construction Payments to MBE/WBEs
Data Summary on Design Payments to MBE/WBEs
MBE/WBE Contract Awards and Firms Participating
Spotlight on Workforce Utilization – Construction
Spotlight on Workforce Utilization – Design

Implementation of DCAMM's Strategic Plan for Expanding Access and Opportunity

Business Friendly Initiatives
DCAMM Business Process Redesign to Support Contractors and Enhance Access and
Opportunity

Reports

Detailed Reports – MBE/WBE Design and Construction (Payments and Awards)
Detailed Reports – Workforce Diversity on Design and Construction Projects

INTRODUCTION

This report summarizes performance against program goals under the Division of Capital Asset Management and Maintenance (DCAMM) FY2016 Supplier Diversity – Affirmative Marketing Program for Design and Construction, as well as workforce utilization data compiled for FY2016 from firms working on DCAMM construction and design projects.

DCAMM has had a program to expand access and opportunity for Minority and Women-owned (MBE/WBE) construction and design firms for several decades. Massachusetts General Law Chapter 7, §40N and its predecessor legislation originally established programs first for MBE firms, then later adding WBE firms. The early program also focused exclusively on construction projects and later expanded to design services. In 2012 the current statute, M.G.L. Chapter 7C, §6 was enacted.

In addition to Chapter 7C, §6, ANF Administrative Bulletin #14 establishes workforce participation benchmarks on state and state-assisted construction contracts. In 2013 ANF Administrative Bulletin #17A superseded ANF Bulletin 17, which established Construction and Design data collection and reporting guidelines and outlined requirements for Construction and Design MBE/WBE and added Service Disabled Veteran Owned Business Enterprises (SDVOBE) contract expenditures as well as diverse workforce reporting on each contract. Currently, there are no established benchmarks for Designer workforce participation on state-assisted projects.

STRENGTHENING MASSACHUSETTS' COMMITMENT TO EQUAL OPPORTUNITY

In February 2015 and November 2015, Governor Baker signed Executive Orders 559 and 565, respectively, reaffirming and bolstering the Commonwealth's commitment to leading the nation in supporting an inclusive marketplace that offers competitive opportunities for businesses as diverse as the people of this Commonwealth.

Executive Order 559 elevated the Office of Access and Opportunity (OAO) into the Governor's Office

Executive Order 565 expanded the statewide Supplier Diversity Program (SDP) for all procurements by adding new certification categories. New certification categories include:

- Veteran-Owned Business Enterprises (VBE)
- Disability-Owned Business Enterprises (DOBE)
- LGBT-Owned Business Enterprises (LGBTBE)
- Executive Order 565 also reaffirmed the commitment to Service-Disabled Veteran-Owned Business Enterprises (SDVOBEs).

The Commitment to Veterans: In November 2016, The Baker-Polito Administration introduced a series of initiatives to provide business opportunities to men and woman who served in the military. DCAMM is pursuing these initiatives under the Direction of the OAO Deputy Chief of Staff, and in partnership with the Supplier Diversity Office (SDO) and other industry stakeholders. Chief among those initiatives is developing program guidance and practices for these new certification categories during FY16-FY17, including VBEs with a 3% benchmark in all of DCAMM's design and construction contracts.

Other initiatives planned or underway are also outlined in this report.

PERFORMANCE AGAINST DESIGN AND CONSTRUCTION MBE/WBE GOALS

DCAMM establishes specific MBE/WBE participation goals for design and construction projects based on a statewide disparity study that, among other things, determines the availability of MBE/WBE¹ firms and the extent to which our design and construction marketplace limits participation for these firms. The latest study was issued in 2010, and established the following goals on DCAMM projects:

Total Contractor Payments to MBE/WBEs Goal is 10.4% combined MBE/WBE Participation
Total Contractor Payments All Firms

Total Design Payments to MBE/WBEs Goal is 17.9% combined MBE/WBE Participation
Total Design Payments to All Firms

The performance data presented here is based on these calculated ratios across DCAMM's project portfolio. FY16 spending and awards data were drawn from a combination of MMARS (the state's official accounting system) and dedicated in-house data sources used to track compliance with the MBE/WBE goals.

PERFORMANCE AGAINST CONSTRUCTION WORKFORCE PARTICIPATION BENCHMARKS

ANF Administrative Bulletin #14 establishes the following workforce participation benchmarks on state and state-assisted construction contracts:

Number of Hours Worked by Minority Employees Benchmark is 15.3%
Total Number of Hours Worked by all Employees

Number of Hours Worked by Female Employees Benchmark is 6.9%
Total Number of Hours Worked by all Employees

It's important to note that there are no established benchmarks for Designer workforce participation on state-assisted projects; however diverse workforce participation is still tracked.

The performance data presented here is based on contractor and consultant workforce utilization reporting on state-assisted construction and design contracts. Reporting requirements on Design contracts extend only to the Prime Consultant on the project, whereas construction workforce reporting extends from General Contractor/Prime through the lowest tiered approved subcontractor with labor onsite.

Data Summary CONSTRUCTION

Payments to MBE/WBEs

DCAMM made over \$395 million in construction-related payments during FY16. An estimated 14% of those payments were made to MBEs or WBEs, comprising over \$55 million. This significantly exceeds the 10.4% program goal for construction.

Minority-owned businesses captured over 56% of the overall MBE/WBE construction payments. Approximately 85% of MBE/WBE dollars were directed towards subprime contractors in FY16, with the balance paid to MBE/WBE primes.

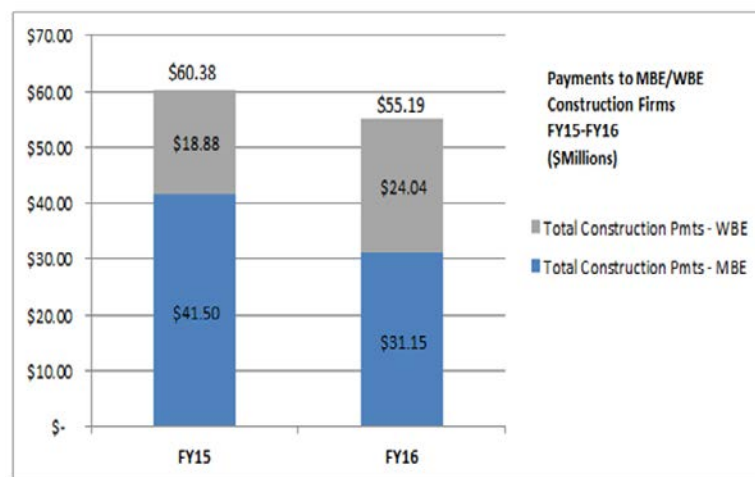
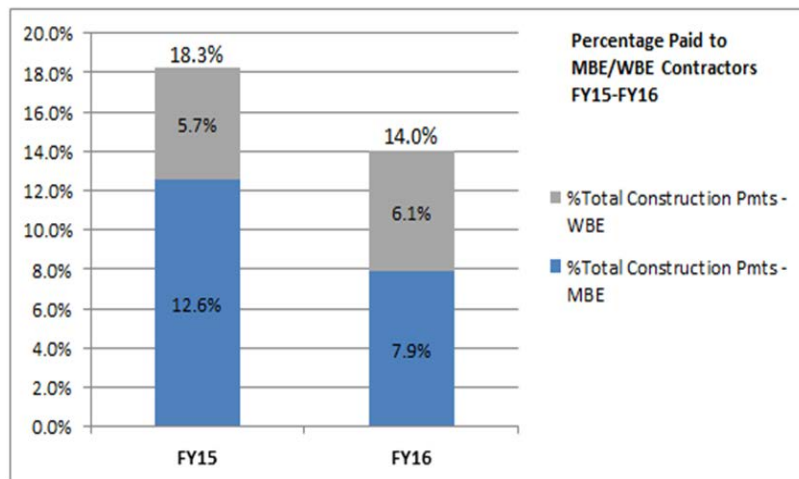
While payments to MBE/WBEs decreased overall from FY15 to FY16, FY15 had an unusually large amount paid to just a small number of MBE or WBE primes awarded on low bid contracts. Net payments to MBE/WBE primes fell by over \$16 million year over year, however this was largely offset by an \$11 million increase in payments to MBE/WBE subcontractors during the same period.

DCAMM has a 3% benchmark for SDVOBE and VBE firms. Approximately \$500,000.00 was paid to one SDVOBE prime (\$484,000.00) and one VBE (\$16,000.00).

A small number of firms are certified as both Minority and Women-Owned by SDO. Payments have been split between these categories.

	PMTs to MBE/WBE Subs	Net PMTs to MBE/WBE Primes	Total MBE/WBE Construction PMTs
MBE	\$ 26.97	\$ 4.18	\$ 31.15
WBE	\$ 20.55	\$ 3.49	\$ 24.04
TOTAL	\$ 47.52	\$ 7.67	\$ 55.19

<i>TOTAL Payments - All Construction Firms</i>	\$ 395.05	GOAL
<i>Combined % to MBE/WBEs</i>	14.0%	10.40%



Data Summary

DESIGN Payments to MBE/WBEs

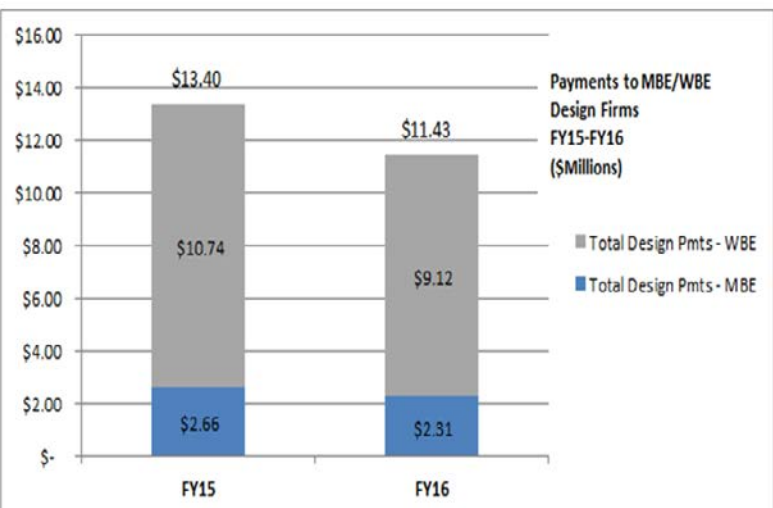
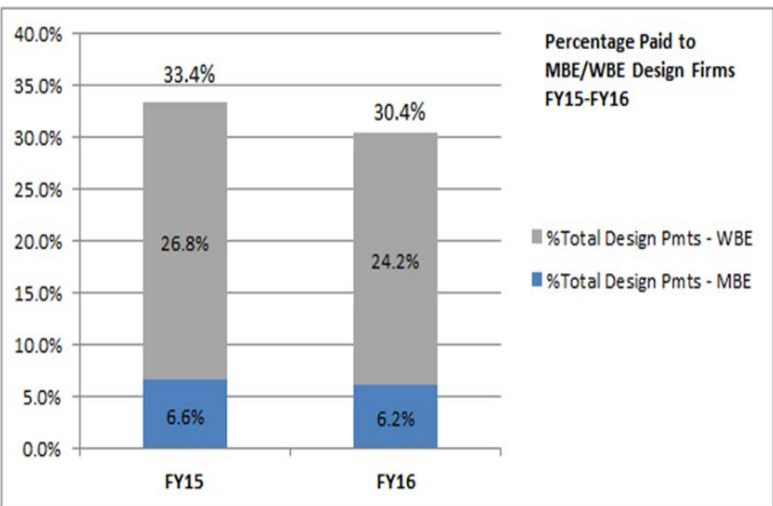
DCAMM made over \$37 million in total payments to designers and engineers during FY16. \$11.43 million were paid to MBE/WBEs, comprising 30.4% of total design payments. This significantly exceeds the 17.9% program goal for design.

WBEs account for \$9.12 million of the \$11.43 million spent in total MBE/WBE design, driven by significant payments to women-owned prime designers on DCAMM projects in FY16.

Compared to FY15 DCAMM spent \$1.97 million less on MBE/WBE design services and the agency spent \$2.48 million less overall on design from FY 15 to FY16. Lower spending can be attributed to larger design projects winding down and entering into the construction phase.

	PMTs to MBE/WBE Subs	Net PMTs to MBE/WBE Primes	Total MBE/WBE Design PMTs
MBE	\$ 1.80	\$ 0.51	\$ 2.31
WBE	\$ 0.98	\$ 8.14	\$ 9.12
TOTAL	\$ 2.78	\$ 8.65	\$ 11.43

TOTAL Payments - All Design Firms	\$ 37.59	GOAL
Combined % to MBE/WBEs	30.4%	17.90%



Data Summary

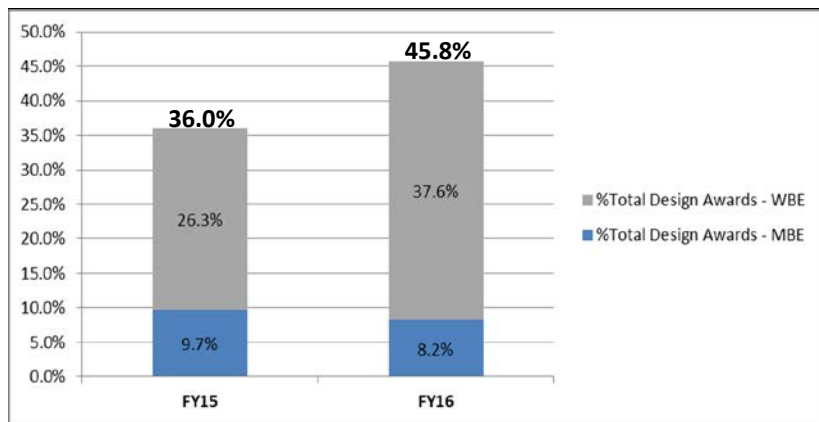
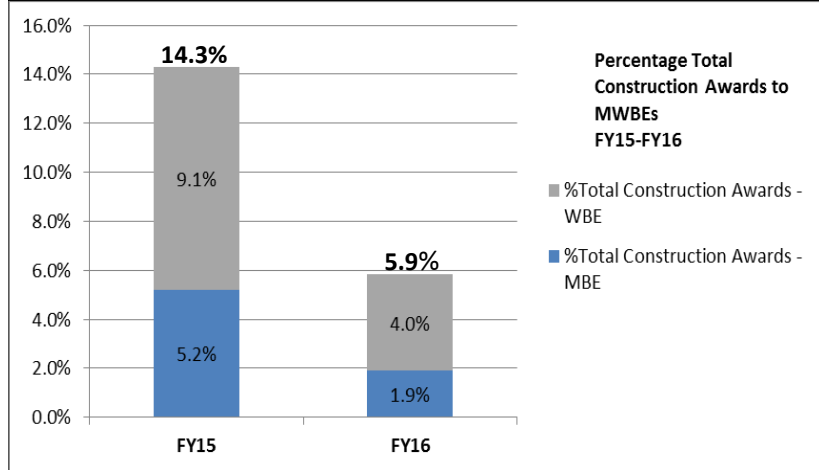
CONTRACT AWARDS & FIRMS PARTICIPATING

DCAMM awarded over \$393.3 million in construction-related contracts during FY16. Design awards totaled \$24.2 million.

DCAMM has exceeded benchmarks in FY16 for awards in design (goal of 17.9%). Year over year share of construction awards shows a decrease from last year.

The decrease in construction awards made to MBE/WBE firms in FY16 can be attributed to three large Construction Manager at Risk projects, which were awarded in FY16. These three projects alone account for more than \$202 million of the \$393 million of construction related awards, but no MBE or WBE subcontracts had been awarded by the end of the reporting period.

The total number of MBE and WBEs paid year over year has remained stable with a slight decrease in the number of subs offset by more primes paid in FY16.



Number of MBE/WBE Firms Receiving Payments FY 2015 - 2016

	FY 2015		FY 2016	
	No. of MBE/WBE Subs Receiving Pmts FY15 (1)	No. of MBE/WBE Primes Receiving Pmts FY15	No. of MBE/WBE Subs Receiving Pmts FY16 (2) (3)	No. of MBE/WBE Primes Receiving Pmts FY16
Construction				
MBE	59	12	58	11
WBE	75	19	80	26
MBE/WBE Total	134	31	138	37
Design				
MBE	33	5	26	5
WBE	32	12	24	13
MBE/WBE Total	65	17	50	18
TOTAL OVERALL MBE/WBEs	199	48	188	55
TOTAL COUNT (Sub + Primes)	247		243	

(1) Note: for FY15 five construction firms are both Minority and Women-owned and are split in the counts above for each category as follows: 2 assigned as MBEs; 3 assigned as pure WBEs to avoid duplicate counting.

(2) Note: FY16 figures include three construction firms that are both Minority and Women-Owned and are split in the counts above as follows to avoid duplicate counting: Construction: 2 MBE; 1 WBE to avoid double-counting.

(3) Counts above do not include one SDVOBE and one VBE receiving payments during FY16.

SPOTLIGHT ON WORKFORCE UTILIZATION – CONSTRUCTION

Contractors reported over 800,000 construction worker hours on more than 90 active DCAMM projects during FY2016. This reflects vastly improved capture of hours worked over last year, which indicated approximately 300,000+ construction worker hours reported by contractors on DCAMM projects in FY2015. FY16 data reveals that just over 1% of the reported construction hours were worked by women against the benchmark of 6.9%, while nearly 14% of the reported construction hours were worked by minorities against a benchmark of 15.3%.

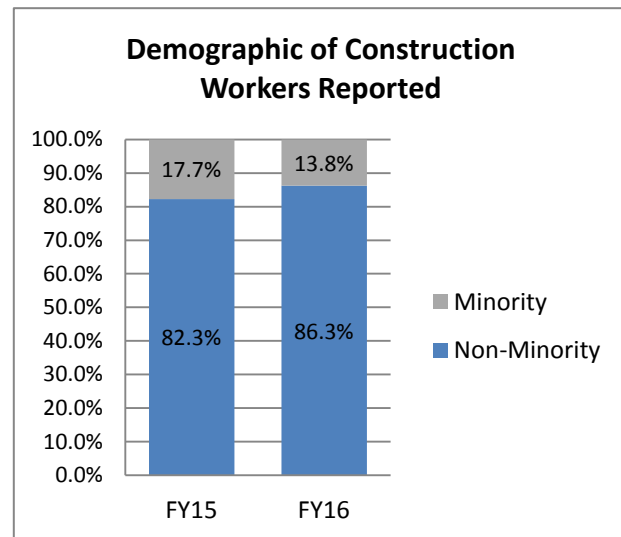
Workers of Hispanic ethnicity made up the largest part of the total minority workforce. At over 73,000 hours, Hispanics accounted for nearly two-thirds of all minority construction hours.

The construction labor hour detail (Report #1) provides a closer look at the total number of reported hours worked during FY2016 by project and further details workers in each zip code. Non-Minority Males dominate the majority of hours worked during the fiscal year; however the female workforce presence has made small gains since FY2015.

Construction Workforce Benchmarks:

Minority: 15.3%
Female: 6.9%

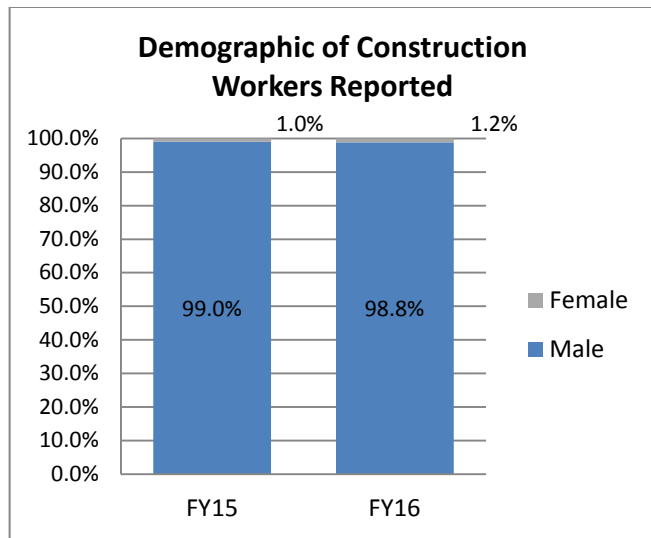
FY2016 Construction Hours Reported (Bulletin 17A)		
Category	Reported Hours	% of Total Hours
Non-Minority	694,073	86.3 %
Minority	110,832	13.8 %
Asian	5,175	4.7 %
African American	24,005	22.0 %
Hispanic	73,410	66.0 %
Native American	2,567	2.3 %
Other	5,675	5.1 %
Male	794,545	98.8 %
Women	9,501	1.2 %
Total Hours Reported	804,046	100 %



Workforce participation by women on construction projects continues to be a challenge, not only on DCAMM projects but for the industry as a whole. During FY16 1.2% of the total workhours were reportedly performed by women on Bulletin 17A projects. Caucasian women made up the largest share, at 82% followed by Hispanic women at 11% and Black women at 5.5%. Carpenters, Laborers and Electricians were the top three trades with the most hours worked by women, respectively. Insulators had the next largest amount of hours reported just after electricians.

The zip code data available referenced in Workforce Reports 3 and 4 (attached) indicate the reported place of residence of the construction workforce employed on DCAMM projects during fiscal year 2016.

DCAMM has identified 689 zip codes of representing construction workers on agency projects during FY2016, 80% of which originated in Massachusetts, followed by New Hampshire (8%), Rhode Island (7%) and Connecticut (4%). The top 3 cities and towns most represented in terms of workhours reported in Massachusetts during FY16 were Worcester, New Bedford and Springfield.



FY2016 Women by Top 5 Trades Reported (17A)		
Trade	Reported Hours	% Hours
Carpenter	2,786	29.3%
Laborer	2,255	23.7%
Electrician	1,835	19.3%
Insulator	1,295	13.6%
Plumber	555	5.8%

FY2016 Minorities by Top 5 Trades Reported (17A)		
Trade	Reported Hours	% of Total Hours
Laborer	32,031	28.9%
Electrician	19,063	17.2%
Carpenter	18,805	17.0%
Sheetmetal Worker	4,564	4.1%
Taper	4,190	3.8%

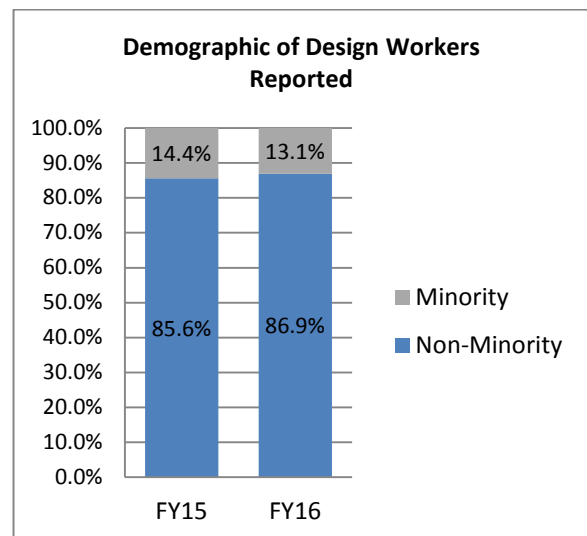
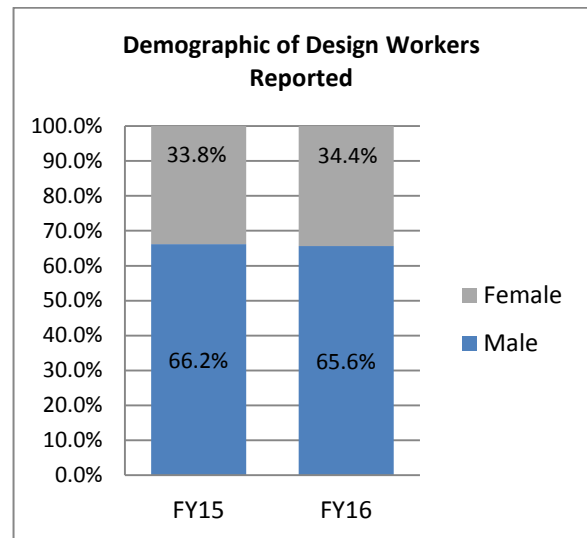
SPOTLIGHT ON WORKFORCE UTILIZATION – DESIGN

During FY16, DCAMM collected worker demographic data on employees of Prime Consultants on thirty (30) design contracts; this represents half of all design contracts active during the fiscal year. DCAMM does not currently require sub consultants report workforce participation. The Design Workforce Detail (Report #2) provides a breakdown of participation by project, gender and race.

The totals in this table are based on the number of employees rather than the number of hours worked by an employee under each Prime Consultant. Approximately 34% of employees reported by prime consultants during the reporting period were women. Of the 13% reported that were “minority” 7.8 % were also women. Employees of Asian ethnicity made up the largest bloc of the total “minority” participation.

Over 180 individual zip codes were reported, 84% of which correspond to Massachusetts cities and towns followed by Maine comprising 9% of all zip codes reported.

FY2016 Design Demographic Data Reported		
Category	# Workers	% Total
Non-Minority	391	86.9 %
Minority	59	13.1 %
Asian	25	42.4 %
African American	10	16.9 %
Hispanic	11	18.6 %
Native American	0	0.0%
Other	13	22.0 %
Male	295	65.6%
Female	155	34.4%
Total Reported	450	100 %



IMPLEMENTATION OF DCAMM'S FY2016-2017 STRATEGIC PLAN FOR EXPANDING ACCESS AND OPPORTUNITY

Working through Governor Baker's Office of Access and Opportunity, in partnership with SDO and other state agencies, industry groups and other stakeholders, DCAMM is pursuing the following key initiatives to improve our MBE/WBE program:

- NEW DISPARITY STUDY

DCAMM commissioned a new statewide disparity study, which is currently underway, to replace the current study issued in 2010:

- National Economic Research Associates (NERA) has been retained to conduct the study
- NERA uses rigorous analysis to determine the degree to which racial and gender discrimination is limiting participation of MBEs/WBEs on DCAMM projects
- The study will assess the availability of MBEs/WBEs in the state to perform work on DCAMM projects
- The study will guide DCAMM in establishing program goals for the future
- DCAMM is targeting a late summer 2017 completion of the NERA study

- IMPLEMENTATION OF EXECUTIVE ORDER 565

Executive Order 565, Reaffirming and Expanding the Massachusetts Supplier Diversity Program, was signed by Governor Baker in November 2015. DCAMM continues to work in partnership with SDO to establish policies and practices that will expand access and opportunities for Veteran, Disabled, and LGBT-owned businesses working in design and construction. These policies are being phased in over FY16 and FY17.

- OUTREACH TO CONSTRUCTION AND DESIGN COMMUNITIES

DCAMM is working across agencies and industries to increase engagement and participation of MBE/WBE firms as well as minority and women in the workforce. Specific efforts include:

- DCAMM attends events to spread the word about opportunities to do business with the agency
 - Actively participating in the Greater New England Minority Development Council Summit 2016
 - The National Gay and Lesbian Chamber of Commerce (NGLCC)
 - Small Business Administration (SBA) National Business Builder
- Provide training on design and construction procurement to MBE/WBE contractors, small businesses, and other industry participants interested in becoming certified by DCAMM to bid on public projects
- Outreach: *Doing Business with DCAMM (DBWD)* is DCAMM's signature statewide outreach event
 - Sessions were held in Boston, Lowell and Springfield in 2016 and in Brockton in 2017
 - DBWD sessions scheduled for 2017 include New Bedford and Pittsfield
 - DBWD endeavors to increase the pool of qualified contractors
 - DBWD focuses on recruiting MBE/WBE firms
 - DBWD educates prospective and existing contractors/vendors on various functions of the agency
- Working with smaller firms to build capacity for bidding larger projects over time with an emphasis on DCAMM's "small project" certification
- Collaboration with stakeholders and other public awarding authorities on best practices for expanding access and opportunities for design and construction

- MINORITY AND WOMEN WORKFORCE PROGRAMS

DCAMM is committed to finding and creating opportunities aimed to help minorities and women navigate careers available in the construction industry. To that end, DCAMM is:

- Developing relationships with municipal counterparts and various state entities to identify best practices in attracting a diverse workforce on DCAMM projects
- Working with OAO, the Governor's Workforce Skills Cabinet, and industry partnerships to identify opportunities for workforce training, on-site recruitment and apprenticeship programs

- Executing outreach initiatives
 - Meeting with leaders of apprentice and pre-apprenticeship programs, Career and Technical Education (CTE) high schools and nonprofit workforce training programs to develop a pipeline of a diverse, skilled construction workforce
 - Exploring potential partnership with Girls Scouts of America, Inc. to bring construction awareness to young girls
 - Piloted a paid internship program, employing young adults from local CTE and pre-apprenticeship programs to provide exposure to the industry
 - Developing outreach strategies to gain greater participation in construction by women

BUSINESS FRIENDLY INITIATIVES

In keeping with the Baker-Polito administration's focus on making it easier to do business with the Commonwealth, DCAMM is implementing a number of improvements. These initiatives will widely benefit the contractor community, and will help to make business opportunities more accessible to smaller firms, including MBE/WBE firms.

- NEW ONLINE CONTRACTOR CERTIFICATION:

DCAMM has replaced a paper-based system with a new online certification platform that has made the process of becoming DCAMM Certified more efficient and effective for contractors of all sizes. This new system has reduced processing time by one-third, from 90 days to 60 days. The online system continues to be implemented in phases to ensure a seamless transition for DCAMM's contractor partners.

- ELECTRONIC BIDDING

DCAMM has deployed a new electronic bidding platform to replace the current paper-based system. The following changes to the bidding processes will provide contractors, large and small, with a more efficient, productive and cost-effective way to do business with DCAMM:

- January 18, 2017 plans and specifications for DCAMM projects will be exclusively available online and at no cost to DCAMM's contractor partners
- The only exception to this new online policy is for projects with security concerns (courthouses, etc.). As in the past, DCAMM will make paper plans and specifications available for these projects
- On March 15, 2017, DCAMM will be moving exclusively to online bidding for all projects, including projects with security concerns

DCAMM BUSINESS PROCESS REDESIGN TO SUPPORT CONTRACTORS AND ENHANCE ACCESS AND OPPORTUNITY

Submission of certified payroll reports, as well as information on gender, race, ethnicity and zip code of onsite trade workers is mandated by statute. DCAMM is in the process of procuring a web-based Access and Opportunity Compliance Software System that will combine these separate, antiquated reporting processes into a single, electronic-based system. This new reporting method will reduce the burden on contractors, track contract expenditures within the Affirmative Action Marketing Program for Design & Construction and will create a more effective and efficient method of data collection and analysis on DCAMM projects.

- The new system will be deployed to begin gathering data for FY18 reporting cycle. Integrate with existing DCAMM systems, allowing authorized internal and external users to view and input project data
- Accept electronic certified payroll reports and workforce data

ⁱ As of April 12, 2016 Portuguese Business Enterprises (PBEs) are no longer recognized as MBEs

MBE/WBE DESIGN AND CONSTRUCTION (PAYMENTS AND AWARDS)

DETAILED REPORTS

Report

No.	Section	Report Title (From Top of Report)
1	Payments	MBE Payments for Construction Projects in Fiscal Year 2016
2	Payments	Minority Payments Distribution in Construction Projects Fiscal Year 2016
3	Payments	WBE Payments for Construction Projects in Fiscal Year 2016
4	Payments	Women Payments Distribution in Construction Projects Fiscal Year 2016
5	Payments	MBE Payments for Design Projects in Fiscal Year 2016
6	Payments	Minority Payments Distribution in Design Projects Fiscal Year 2016
7	Payments	WBE Payments for Design Projects in Fiscal Year 2016
8	Payments	Women Payments Distribution in Design Projects Fiscal Year 2016
9	Payments	2016 MBE and WBE PMT Summary (including Payments to Primes) - Design/Construction
10	Awards	Construction Project Awards - Fiscal Year 2016
11	Awards	Minority Participation in Construction Projects FY 2016
12	Awards	Minority Awards Distribution in Construction Projects - Fiscal Year 2016
13	Awards	Women Participation in Construction Projects Fiscal Year 2016
14	Awards	Women Awards Distribution in Construction Projects - Fiscal Year 2016
15	Awards	Design Project Awards - Fiscal Year 2016
16	Awards	Minority Participation in Design Projects Fiscal Year 2016
17	Awards	Minority Awards Distribution in Design Projects - Fiscal Year 2016
18	Awards	Women Participation in Design Projects Fiscal Year 2016
19	Awards	Women Awards Distribution in Design Projects - Fiscal Year 2016
20	Awards	Summary Calculations for Design and Construction Awards

WORKFORCE DIVERSITY ON DESIGN AND CONSTRUCTION PROJECTS

DETAILED REPORTS

Report

No.	Section	Report Title
1	Construction	Workhour Detail Report
2	Design	Workforce Detail Report
3	Construction	Zip Code Detail Report
4	Design	Zip Code Detail Report

Report No. 1

**MBE Payments for Construction Projects
In Fiscal Year 2016**



Division of Capital Asset Management and Maintenance

MBE Payments for Construction Projects In Fiscal Year 2016

Project #	Start Date	General Contractor MBE Firm	1st Quarter	2nd Quarter	3rd Quarter	4th Quarter	Total
AEPI311E UT 1	5/22/2013	Paquette Electric Company, Inc. <i>M G Denson Electric</i>	\$3,600.00	\$0.00	\$0.00	\$0.00	\$3,600.00
AEPI404E UT 1	12/23/2013	Paquette Electric Company, Inc. <i>M G Denson Electric</i>	\$3,600.00	\$0.00	\$0.00	\$0.00	\$3,600.00
AEPI407E UT 1	1/24/2014	Rise Engineering <i>M-V Electrical Contractors, Inc.</i>	\$13,525.00	\$8,449.09	\$0.00	\$0.00	\$21,974.09
AEPI409E UT 1	3/5/2014	Universal Electric Company, Inc. <i>M G Denson Electric</i>	\$13,525.00	\$8,449.09	\$0.00	\$0.00	\$21,974.09
AEPI414E UT 1	6/26/2014	Gaurdian Energy Mgt Solutions <i>KT&T Distributors, Inc.</i>	\$0.00	\$0.00	\$11,880.00	\$0.00	\$11,880.00
BCC1301 DC 1	12/19/2014	D.A. Sullivan & Sons, Inc. <i>New England Concrete Services, LLC</i> <i>SMI Demolition, Inc.</i> <i>Titan Roofing, Inc.</i>	\$1,513.18	\$0.00	\$0.00	\$0.00	\$1,513.18
			\$1,513.18	\$0.00	\$0.00	\$0.00	\$1,513.18
			\$53,852.50	\$207,966.82	\$249,273.94	\$0.00	\$511,093.26
			\$704,786.84	\$93,087.65	\$0.00	\$60,143.20	\$858,017.69
			\$0.00	\$0.00	\$35,862.50	\$122,282.18	\$158,144.68
			\$758,639.34	\$301,054.47	\$285,136.44	\$182,425.38	\$1,527,255.63



Division of Capital Asset Management and Maintenance

MBE Payments for Construction Projects In Fiscal Year 2016

Project #	Start Date	General Contractor MBE Firm	1st Quarter	2nd Quarter	3rd Quarter	4th Quarter	Total
BRC1001 DC 1	2/20/2014	Bond Brothers, Inc.					
		<i>Desperini Contracting Group, Inc.</i>	\$39,708.00	\$0.00	\$0.00	\$0.00	\$39,708.00
		<i>Don Martin Corp.</i>	\$0.00	\$64,125.00	\$0.00	\$0.00	\$64,125.00
		<i>J&J Architectural Woodworking Inc.</i>	\$0.00	\$15,890.00	\$173,201.00	\$61,151.00	\$250,242.00
		<i>Marmelo Brothers Construction Company, Inc.</i>	\$14,725.00	\$454,818.00	\$2,800.00	\$125,647.00	\$597,990.00
		<i>Tavares, LLC</i>	\$0.00	\$0.00	\$118,905.00	\$0.00	\$118,905.00
		<i>Wood & Wire Fence Co.</i>	\$0.00	\$654.50	\$2,580.00	\$1,925.00	\$5,159.50
		<i>Xquisite Landscaping Inc.</i>	\$0.00	\$0.00	\$0.00	\$724,338.00	\$724,338.00
BSB1402E EC 1	10/16/2015	J F White Contracting Company <i>B+AC, LLC</i>	\$54,433.00	\$535,487.50	\$297,486.00	\$913,061.00	\$1,800,467.50
BSB1405 HC 1	1/25/2016	Colantonio, Inc. <i>Tara Construction Company</i>	\$0.00	\$0.00	\$0.00	\$32,707.28	\$32,707.28
BSB1501 HC 1	10/15/2014	Northern Contracting Corp. <i>Richard Reid Electric Co.</i>	\$0.00	\$0.00	\$0.00	\$7,119.83	\$7,119.83
			\$0.00	\$0.00	\$0.00	\$7,119.83	\$7,119.83
			\$5,389.35	\$0.00	\$0.00	\$0.00	\$5,389.35
			\$5,389.35	\$0.00	\$0.00	\$0.00	\$5,389.35



Division of Capital Asset Management and Maintenance

MBE Payments for Construction Projects In Fiscal Year 2016

Project #	Start Date	General Contractor MBE Firm	1st Quarter	2nd Quarter	3rd Quarter	4th Quarter	Total
BSC1301 HC 1	3/6/2014	J. J. Cardosi, Inc. <i>Ferreira's Concrete Forms, Inc.</i> <i>K. DaPonte Construction Corporation</i> <i>Marmelo Brothers Construction Company, Inc.</i>	\$5,112.50 \$5,900.00 \$8,285.29	\$0.00 \$0.00 \$1,339.00	\$0.00 \$0.00 \$0.00	\$0.00 \$0.00 \$0.00	\$5,112.50 \$5,900.00 \$9,624.29
CHE1001 HC 1	3/13/2012	Boston Building & Bridge <i>ECO Waste Disposal & Container Storage Inc.</i> <i>Essex Newbury North Contracting Corp</i>	\$19,297.79 \$2,123.00 \$0.00	\$1,339.00 \$495.00 \$13,500.00	\$0.00 \$1,552.73 \$89,070.30	\$0.00 \$0.00 \$49,320.00	\$20,636.79 \$4,170.73 \$151,890.30
CME1401 FC 1	1/26/2015	Enterprise Equipment Co. <i>Carl/Louis & Co.</i>	\$2,123.00 \$0.00	\$13,995.00 \$0.00	\$90,623.03 \$0.00	\$49,320.00 \$38,860.00	\$156,061.03 \$38,860.00
CSU0401 DC 1	7/18/2012	J F White Contracting Company <i>North Shore Steel Co., Inc.</i> <i>Total Mechanical Service Corp.</i>	\$0.00 \$0.00 \$10,048.04	\$0.00 \$0.00 \$72,485.73	\$0.00 \$91,164.88 \$0.00	\$0.00 \$0.00 \$0.00	\$38,860.00 \$91,164.88 \$82,533.77
DCP0505 HC 6	6/27/2014	Charter Environmental, Inc. <i>Don Martin Corp.</i> <i>Wood & Wire Fence Co.</i>	\$10,048.04 \$0.00 \$5,607.68	\$72,485.73 \$0.00 \$0.00	\$91,164.88 \$0.00 \$0.00	\$0.00 \$34,135.00 \$0.00	\$173,698.65 \$34,135.00 \$5,607.68
			\$5,607.68	\$0.00	\$0.00	\$34,135.00	\$39,742.68



Division of Capital Asset Management and Maintenance

MBE Payments for Construction Projects In Fiscal Year 2016

Project #	Start Date	General Contractor MBE Firm	1st Quarter	2nd Quarter	3rd Quarter	4th Quarter	Total
DCP1228 FC 1	5/8/2014	Marois Construction Co., Inc <i>Gomes Construction Company, Inc.</i> <i>Titan Roofing, Inc.</i>	\$0.00 \$9,042.19 \$9,042.19	\$0.00 \$0.00 \$0.00	\$11,892.10 \$995.64 \$12,887.74	\$0.00 \$934.64 \$934.64	\$11,892.10 \$10,972.47 \$22,864.57
DCP1319 FC 1	9/12/2013	Northern Contracting Corp. <i>Richard Reid Electric Co.</i>	\$4,910.75 \$4,910.75	\$993.01 \$993.01	\$0.00 \$0.00	\$0.00 \$0.00	\$5,903.76 \$5,903.76
DCP1426 FC 1	7/27/2015	D Alessandro Corporation <i>MJM Construction Corp., Inc.</i>	\$0.00 \$0.00	\$34,595.59 \$34,595.59	\$0.00 \$0.00	\$0.00 \$0.00	\$34,595.59 \$34,595.59
DCRWALDCTR	7/17/2015	Stutman Contracting, Inc. <i>Wood & Wire Fence Co.</i>	\$0.00 \$0.00	\$10,812.00 \$10,812.00	\$0.00 \$0.00	\$0.00 \$0.00	\$10,812.00 \$10,812.00
DDS1402 HC 1	8/11/2015	S & R Corporation <i>American Environmental Inc.</i>	\$0.00 \$0.00	\$0.00 \$0.00	\$850.00 \$850.00	\$0.00 \$0.00	\$850.00 \$850.00
DDS1405 HC 1	10/23/2014	Commonwealth Construction & Utilities <i>Lina Ciuffo Construction Corp</i>	\$0.00 \$0.00	\$26,880.00 \$26,880.00	\$0.00 \$0.00	\$0.00 \$0.00	\$26,880.00 \$26,880.00



Division of Capital Asset Management and Maintenance

MBE Payments for Construction Projects In Fiscal Year 2016

Project #	Start Date	General Contractor MBE Firm	1st Quarter	2nd Quarter	3rd Quarter	4th Quarter	Total
DDS1502 HC 2	8/10/2015	S & R Contracting Corporation <i>American Environmental Inc.</i>	\$0.00	\$0.00	\$8,750.00	\$0.00	\$8,750.00
		<i>CHB Excavating Inc.</i>	\$0.00	\$31,557.10	\$0.00	\$0.00	\$31,557.10
		<i>Medeiros Hydros seeding & Landscaping Construction, Inc.</i>	\$0.00	\$0.00	\$3,040.48	\$0.00	\$3,040.48
DFS0901 DC 1	4/3/2014	W.J. Mountford Company <i>Gomes Construction Company, Inc.</i>	\$0.00	\$31,557.10	\$11,790.48	\$0.00	\$43,347.58
		<i>Gomes Construction Company, Inc.</i>	\$24,327.00	\$66,241.00	\$0.00	\$258,192.00	\$348,760.00
DMH0637 HC 2	6/12/2013	Contractors Network, Inc. <i>RM Technologies, Inc.</i>	\$24,327.00	\$66,241.00	\$0.00	\$258,192.00	\$348,760.00
		<i>RM Technologies, Inc.</i>	\$20,162.01	\$0.00	\$0.00	\$0.00	\$20,162.01
DMH1502 HC 1	9/1/2015	J. R. Vinagro Corporation <i>M-O-N Landscaping, Inc.</i>	\$20,162.01	\$0.00	\$0.00	\$0.00	\$20,162.01
		<i>M-O-N Landscaping, Inc.</i>	\$0.00	\$0.00	\$0.00	\$19,000.00	\$19,000.00
DMH1602 HC 2	11/6/2015	Bond Brothers, Inc. <i>Arrow Time Consultants, LLC</i>	\$0.00	\$0.00	\$0.00	\$19,000.00	\$19,000.00
		<i>Arrow Time Consultants, LLC</i>	\$0.00	\$0.00	\$5,000.00	\$2,000.00	\$7,000.00
DPH1202 HC 1	8/16/2015	Brothers Electrical Corporation <i>General Air Conditioning & Heating, Inc.</i>	\$0.00	\$0.00	\$0.00	\$222,062.50	\$222,062.50
		<i>General Air Conditioning & Heating, Inc.</i>	\$0.00	\$0.00	\$0.00	\$222,062.50	\$222,062.50



Division of Capital Asset Management and Maintenance

MBE Payments for Construction Projects In Fiscal Year 2016

Project #	Start Date	General Contractor MBE Firm	1st Quarter	2nd Quarter	3rd Quarter	4th Quarter	Total
DYS0701 DC 1	1/17/2013	Dimeo Construction Company <i>Don Martin Corp.</i>	\$1,790.85	\$0.00	\$15,725.51	\$0.00	\$17,516.36
		<i>Fernandes Masonry Inc.</i>	\$1,276,884.35	\$329,160.71	\$0.00	\$10,524.49	\$1,616,569.55
		<i>Wood & Wire Fence Co.</i>	\$5,741.00	\$3,725.33	\$6,618.32	\$3,539.16	\$19,623.81
			\$1,284,416.20	\$332,886.04	\$22,343.83	\$14,063.65	\$1,653,709.72
DYS1201 HC 2	11/10/2015	Ewing Electrical Co, Inc. <i>Total Mechanical Service Corp.</i>	\$0.00	\$0.00	\$0.00	\$31,058.00	\$31,058.00
DYS1201 HC 3	10/21/2015	Utility Service New England, Inc. <i>American Environmental Inc.</i>	\$0.00	\$0.00	\$0.00	\$19,380.00	\$19,380.00
			\$0.00	\$0.00	\$0.00	\$31,058.00	\$31,058.00
FRC0802 DC 1	12/17/2012	Barr & Barr, Inc. <i>Costa Brothers Masonry Inc.</i>	\$146,185.05	\$2,916.50	\$0.00	\$0.00	\$149,101.55
		<i>Don Martin Corp.</i>	\$112,749.00	\$0.00	\$0.00	\$0.00	\$112,749.00
		<i>K. DaPonte Construction Corporation</i>	\$8,830.00	\$0.00	\$0.00	\$0.00	\$8,830.00
		<i>MJM Construction Corp., Inc.</i>	\$6,250.00	\$0.00	\$0.00	\$0.00	\$6,250.00
		<i>M-O-N Landscaping, Inc.</i>	\$7,668.00	\$37,992.00	\$0.00	\$0.00	\$45,660.00
		<i>S&F Concrete Contractors, Inc.</i>	\$0.00	\$0.00	\$110,905.75	\$0.00	\$110,905.75
		<i>Tavares, LLC</i>	\$49,379.75	\$0.00	\$0.00	\$0.00	\$49,379.75
		<i>Wood & Wire Fence Co.</i>	\$920.00	\$0.00	\$0.00	\$0.00	\$920.00
		<i>Xquisite Landscaping Inc.</i>	\$272,191.71	\$495,628.62	\$57,445.73	\$0.00	\$825,266.06
			\$604,173.51	\$536,537.12	\$168,351.48	\$0.00	\$1,309,062.11



Division of Capital Asset Management and Maintenance

MBE Payments for Construction Projects In Fiscal Year 2016

Project #	Start Date	General Contractor MBE Firm	1st Quarter	2nd Quarter	3rd Quarter	4th Quarter	Total
FWE0901 DC 1	6/28/2012	Columbia Construction Co. <i>Lighthouse Masonry Inc.</i>	\$0.00	\$0.00	\$0.00	\$72,655.00	\$72,655.00
HCC1201A HC 2	9/29/2014	D.E.W. Construction Corp. <i>American Environmental Inc.</i> <i>United Walls Systems, LLC</i>	\$829.80 \$35,022.76	\$0.00 \$0.00	\$0.00 \$0.00	\$6,133.30 \$87,294.64	\$6,963.10 \$122,317.40
HSD1001 FC 2	5/29/2014	DeLuca Fence Co., Inc. <i>Henry General Contractors, Inc</i>	\$35,852.56 \$2,750.00	\$0.00 \$0.00	\$0.00 \$0.00	\$93,427.94 \$0.00	\$129,280.50 \$2,750.00
IFM1404 OM 3	10/29/2014	N.E.L. Corp. <i>Titan Roofing, Inc.</i>	\$2,750.00 \$0.00	\$0.00 \$0.00	\$0.00 \$150,635.00	\$0.00 \$0.00	\$2,750.00 \$150,635.00
IFM1501 OM 2	3/5/2015	N.E.L. Corp. <i>Titan Roofing, Inc.</i>	\$0.00 \$0.00	\$0.00 \$0.00	\$53,433.31 \$53,433.31	\$0.00 \$0.00	\$53,433.31 \$53,433.31
MCA0602 DC 1	1/11/2012	Walsh Brothers, Inc. <i>Dependable Masonry</i> <i>ECO Waste Disposal & Container Storage Inc.</i> <i>S&F Concrete Contractors, Inc.</i> <i>Xquisite Landscaping Inc.</i>	\$56,715.00 \$12,851.89 \$206,945.46 \$17,837.21	\$0.00 \$18,291.05 \$106,676.48 \$261,170.23	\$22,752.00 \$6,955.00 \$66,434.00 \$93,046.00	\$0.00 \$0.00 \$0.00 \$0.00	\$79,467.00 \$38,097.94 \$380,055.94 \$372,053.44
			\$294,349.56	\$386,137.76	\$189,187.00	\$0.00	\$869,674.32



Division of Capital Asset Management and Maintenance

MBE Payments for Construction Projects In Fiscal Year 2016

Project #	Start Date	General Contractor MBE Firm	1st Quarter	2nd Quarter	3rd Quarter	4th Quarter	Total
MCA1402 HC 1	9/16/2015	LeVangie Electric Co. Inc. <i>Outkast Electrical Contractors, Inc.</i>	\$0.00	\$0.00	\$0.00	\$15,247.50	\$15,247.50
MCC1001 DC 1	12/2/2014	Consigli Construction Co., Inc. <i>Costa Brothers Masonry Inc.</i> <i>Wood & Wire Fence Co.</i>	\$0.00	\$0.00	\$144,286.00	\$0.00	\$144,286.00
MCC1301E EC 1	9/12/2014	Enterprise Equipment Co. <i>Carl/Louis & Co.</i>	\$9,774.30	\$0.00	\$0.00	\$0.00	\$9,774.30
MCC1401 HC 1	3/26/2014	G.V.W., Incorporated <i>Titan Roofing, Inc.</i>	\$1,046.01	\$3,592.85	\$556.74	\$0.00	\$5,195.60
MWC1201 DC 1	5/6/2014	Shawmut Design and Construction <i>Ayala Excavating & Trucking, LLC</i> <i>Fernandes Masonry Inc.</i> <i>Tavares, LLC</i>	\$1,046.01	\$3,592.85	\$556.74	\$0.00	\$5,195.60
NAC1001 DC 2	4/28/2014	Eastern General Contractors, Inc. <i>Titan Roofing, Inc.</i>	\$159,468.02	\$201,815.14	\$277,741.03	\$0.00	\$639,024.19
			\$7,600.00	\$0.00	\$10,353.00	\$0.00	\$17,953.00
			\$7,600.00	\$0.00	\$10,353.00	\$0.00	\$17,953.00



Division of Capital Asset Management and Maintenance

MBE Payments for Construction Projects In Fiscal Year 2016

Project #	Start Date	General Contractor MBE Firm	1st Quarter	2nd Quarter	3rd Quarter	4th Quarter	Total
NAC1102 EC 1	1/2/2015	Adams Plumbing & Heating <i>American Environmental Inc.</i> <i>Titan Roofing, Inc.</i>	\$0.00 \$0.00 \$0.00	\$119,700.00 \$2,375.00 \$122,075.00	\$0.00 \$0.00 \$0.00	\$0.00 \$0.00 \$0.00	\$119,700.00 \$2,375.00 \$122,075.00
NSC1102 DC 1	6/16/2015	DeLulis Brothers Construction Co., Inc. <i>Andella Iron, Inc.</i> <i>U.S. Drywall, Inc.</i>	\$0.00 \$0.00 \$0.00	\$0.00 \$0.00 \$0.00	\$25,612.00 \$14,283.76 \$39,895.76	\$84,436.00 \$329,574.10 \$414,010.10	\$110,048.00 \$343,857.86 \$453,905.86
NSC1501 FC 1	7/14/2015	Castagna Construction Corporation <i>ASA Environmental Products, Inc.</i>	\$521.07 \$521.07	\$0.00 \$0.00	\$0.00 \$0.00	\$0.00 \$0.00	\$521.07 \$521.07
POL1501 HC 1	4/22/2015	Daniel O'Connell's Sons Inc. <i>Titan Roofing, Inc.</i>	\$317,062.50 \$317,062.50	\$266,176.45 \$266,176.45	\$0.00 \$0.00	\$0.00 \$0.00	\$583,238.95 \$583,238.95
QCC1001 DC 1	2/12/2014	Daniel O'Connell's Sons Inc. <i>Amerphil, Inc.</i> <i>Wood & Wire Fence Co.</i>	\$0.00 \$0.00 \$0.00	\$0.00 \$0.00 \$0.00	\$85,478.51 \$0.00 \$85,478.51	\$44,693.84 \$1,134.00 \$45,827.84	\$130,172.35 \$1,134.00 \$131,306.35
SDE1350 FC 1	7/14/2014	J F White Contracting Company <i>Titan Roofing, Inc.</i>	\$383,287.84 \$383,287.84	\$150,793.01 \$150,793.01	\$0.00 \$0.00	\$0.00 \$0.00	\$534,080.85 \$534,080.85
SDH1502 FC 1	3/17/2015	Millenium Builders, Inc. <i>Titan Roofing, Inc.</i>	\$0.00 \$0.00	\$0.00 \$0.00	\$110,580.00 \$110,580.00	\$0.00 \$0.00	\$110,580.00 \$110,580.00



Division of Capital Asset Management and Maintenance

MBE Payments for Construction Projects In Fiscal Year 2016

Project #	Start Date	General Contractor MBE Firm	1st Quarter	2nd Quarter	3rd Quarter	4th Quarter	Total
SDN1250 HC 1	6/30/2015	Contractors Network, Inc. <i>Ellis Painting</i>	\$0.00	\$0.00	\$0.00	\$5,590.80	\$5,590.80
		<i>Encore Contracting Services, Inc.</i>	\$0.00	\$31,238.00	\$0.00	\$4,535.90	\$35,773.90
		<i>South Dartmouth Construction</i>	\$0.00	\$0.00	\$11,140.00	\$0.00	\$11,140.00
SDP1202 EC 1	8/12/2014	Thielsch Engineering <i>Raul Batallas Electric</i>	\$24,526.09	\$0.00	\$0.00	\$0.00	\$24,526.09
SEC1301 HC 1	10/1/2015	Enterprise Equipment Co. <i>Carl/Louis & Co.</i>	\$24,526.09	\$0.00	\$0.00	\$0.00	\$24,526.09
SSA1101 ES 1	1/11/2012	Constellation NewEnergy, INC <i>W.S. Anderson Inc.</i>	\$0.00	\$0.00	\$13,267.00	\$4,566.91	\$17,833.91
SSA1201 DC 1	4/29/2014	Daniel O'Connell's Sons Inc. <i>Costa Brothers Masonry Inc.</i> <i>RM Technologies, Inc.</i>	\$0.00	\$0.00	\$0.00	\$203,378.80	\$203,378.80
TRC0604 HC 1	12/10/2013	Northern Contracting Corp. <i>Bryant Williams Painting Company, Inc.</i>	\$55,904.66	\$199,280.54	\$269,477.23	\$223,015.49	\$747,677.92
			\$3,028.59	\$0.00	\$0.00	\$0.00	\$3,028.59
			\$3,028.59	\$0.00	\$0.00	\$0.00	\$3,028.59



Division of Capital Asset Management and Maintenance

MBE Payments for Construction Projects In Fiscal Year 2016

Project #	Start Date	General Contractor MBE Firm	1st Quarter	2nd Quarter	3rd Quarter	4th Quarter	Total
TRC0606 DC 1	3/1/2012	The Whiting-Turner Contracting Co. <i>American Environmental Inc.</i> <i>American Environmental Inc.</i> <i>Ayala Excavating & Trucking, LLC</i> <i>Desperini Contracting Group, Inc.</i> <i>Lighthouse Masonry Inc.</i>	\$0.00 \$0.00 \$2,991.63 \$306,374.00 \$292,781.00	\$0.00 \$0.00 \$1,216.14 \$0.00 \$480,890.00	\$0.00 \$0.00 \$6,788.15 \$0.00 \$735,596.00	\$56,482.74 \$97,018.00 \$0.00 \$0.00 \$132,450.00	\$56,482.74 \$97,018.00 \$10,995.92 \$306,374.00 \$1,641,717.00
TRC0802 EC 1	3/17/2011	Constellation NewEnergy, INC <i>W.S. Anderson Inc.</i>	\$602,146.63 \$0.00	\$482,106.14 \$68,602.00	\$742,384.15 \$24,392.02	\$285,950.74 \$0.00	\$2,112,587.66 \$92,994.02
TRC1205 FC 1	8/5/2013	Allegrone Construction Company, Inc. <i>Titan Roofing, Inc.</i>	\$0.00 \$0.00	\$68,602.00 \$4,315.26	\$24,392.02 \$0.00	\$0.00 \$0.00	\$92,994.02 \$4,315.26
TRC1209 DC 1	2/20/2014	W. T. Rich Co., Inc. <i>Colony Drywall</i> <i>Don Martin Corp.</i> <i>Lighthouse Masonry Inc.</i>	\$0.00 \$769,319.26 \$0.00 \$587,996.66	\$4,315.26 \$713,964.88 \$0.00 \$284,268.00	\$0.00 \$351,899.21 \$46,894.35 \$642,404.51	\$0.00 \$0.00 \$0.00 \$0.00	\$4,315.26 \$1,835,183.35 \$46,894.35 \$1,514,669.17
TRC1213 FC 1	3/2/2014	Mill City Construction Inc. <i>Acme Abatement Contractor, Inc.</i>	\$1,357,315.92 \$0.00	\$998,232.88 \$1,800.00	\$1,041,198.07 \$0.00	\$0.00 \$0.00	\$3,396,746.87 \$1,800.00
TRC1303 FC 1	9/30/2014	J.C. Cannistraro LLC <i>Lanco Scaffolding Inc.</i>	\$0.00 \$219,700.00	\$1,800.00 \$0.00	\$0.00 \$0.00	\$0.00 \$0.00	\$1,800.00 \$219,700.00
			\$219,700.00	\$0.00	\$0.00	\$0.00	\$219,700.00



Division of Capital Asset Management and Maintenance

MBE Payments for Construction Projects In Fiscal Year 2016

Project #	Start Date	General Contractor MBE Firm	1st Quarter	2nd Quarter	3rd Quarter	4th Quarter	Total
TRE1301 HC 1	6/4/2014	Casby Brothers <i>SRS Contractors Inc.</i>	\$0.00	\$0.00	\$38,576.00	\$0.00	\$38,576.00
UMA1201 DC 1	11/12/2014	The Whiting-Turner Contracting Co. <i>American Environmental Inc.</i>	\$0.00	\$315,419.00	\$43,700.00	\$10,000.00	\$369,119.00
		<i>Ayala Excavating & Trucking, LLC</i>	\$22,557.68	\$5,345.97	\$16,279.70	\$15,791.05	\$59,974.40
		<i>S&F Concrete Contractors, Inc.</i>	\$0.00	\$0.00	\$0.00	\$89,850.00	\$89,850.00
UMD0802 DC 2	5/6/2010	Consigli Construction Co., Inc. <i>American Environmental Inc.</i>	\$22,557.68	\$320,764.97	\$59,979.70	\$115,641.05	\$518,943.40
		<i>American Environmental Inc.</i>	\$0.00	\$4,161.00	\$0.00	\$0.00	\$4,161.00
UML1203 DC 1	9/12/2014	Lee Kennedy Co. Inc. <i>S&F Concrete Contractors, Inc.</i>	\$0.00	\$4,161.00	\$0.00	\$0.00	\$4,161.00
		<i>S&F Concrete Contractors, Inc.</i>	\$0.00	\$376,449.37	\$1,155,103.57	\$821,244.12	\$2,352,797.06
UML1301E EC 1	3/16/2015	Constellation NewEnergy, INC <i>Val Industrial Insulation</i>	\$0.00	\$376,449.37	\$1,155,103.57	\$821,244.12	\$2,352,797.06
		<i>W.S. Anderson Inc.</i>	\$164,747.00	\$19,084.00	\$0.00	\$100,591.02	\$284,422.02
			\$164,747.00	\$23,034.00	\$0.00	\$114,435.02	\$302,216.02



Division of Capital Asset Management and Maintenance

MBE Payments for Construction Projects In Fiscal Year 2016

Project #	Start Date	General Contractor MBE Firm	1st Quarter	2nd Quarter	3rd Quarter	4th Quarter	Total
WOR0801 DC 1	1/9/2014	W. T. Rich Co., Inc.					
		<i>American Environmental Inc.</i>	\$0.00	\$0.00	\$84,255.75	\$0.00	\$84,255.75
		<i>Don Martin Corp.</i>	\$0.00	\$0.00	\$116,783.54	\$0.00	\$116,783.54
		<i>K. DaPonte Construction Corporation</i>	\$0.00	\$0.00	\$0.00	\$3,348.01	\$3,348.01
		<i>Lighthouse Masonry Inc.</i>	\$1,118,791.77	\$1,427,920.73	\$47,500.00	\$0.00	\$2,594,212.50
		<i>U.S. Drywall, Inc.</i>	\$501,534.96	\$193,507.13	\$519,507.57	\$326,724.30	\$1,541,273.96
			\$1,620,326.73	\$1,621,427.86	\$768,046.86	\$330,072.31	\$4,339,873.76
WSC1201 DC 1	6/30/2014	Walsh Brothers, Inc.					
		<i>Ayala Excavating & Trucking, LLC</i>	\$2,244.00	\$2,500.00	\$0.00	\$375.00	\$5,119.00
		<i>Capeway Roofing Systems, Inc.</i>	\$5,643.00	\$248,885.75	\$0.00	\$93,681.40	\$348,210.15
		<i>S&F Concrete Contractors, Inc.</i>	\$14,951.10	\$155,583.40	\$131,931.16	\$199,468.42	\$501,934.08
			\$22,838.10	\$406,969.15	\$131,931.16	\$293,524.82	\$855,263.23
		Grand Total:	\$8,137,811.30	\$7,642,284.03	\$6,323,700.62	\$4,868,134.25	\$26,971,930.20

Report No. 2

**Minority Payments Distribution
In Construction Projects
Fiscal Year 2016**

Division of Capital Asset Management and Maintenance



Quarterly Report for Contract Compliance
 Minority Payments Distribution In Construction Projects
 Fiscal Year 2016 - First, Second, Third, Fourth Quarter

	<i>MBE Firm</i>	<i>Address</i>	<i>MBE Payments</i>	<i>%</i>
1	B+AC, LLC	5 Middlesex Av. Suite 400 Somerville MA 02145	\$32,707.28	0.12%
2	Acme Abatement Contractor, Inc.	52 Fuller Street, PO Box 33 Seekonk MA 02771	\$1,800.00	0.01%
3	American Environmental Inc.	18 Canal St. Holyoke MA 01040	\$766,679.59	2.84%
4	Amerphil, Inc.	PO Box 890 Melrose MA 02176	\$130,172.35	0.48%
5	Andella Iron, Inc.	20 Ingleside Avenue Chelsea MA 02150	\$110,048.00	0.41%
6	Arrow Time Consultants, LLC	14 Miller Street Somerville MA 02143	\$7,000.00	0.03%
7	ASA Environmental Products, Inc.	22 Bayview Avenue P O Box 789 Stonington CT 06378	\$521.07	0.00%
8	Ayala Excavating & Trucking, LLC	92 Clayton Street Springfield MA 01107	\$120,013.51	0.44%
9	Bryant Williams Painting Company, Inc.	19 1/2 ManiPOSE Street P.O. Box 481 Hyde Park MA 02136	\$3,028.59	0.01%
10	Capeway Roofing Systems, Inc.	664 Sanford Road Westport MA 02790	\$348,210.15	1.29%
11	Carl/Louis & Co.	16-R Fuller Street Dorchester MA	\$66,468.21	0.25%
12	CHB Excavating Inc.	197 Concord Road Westford MA 01896	\$31,557.10	0.12%
13	Colony Drywall	119 State Road Westport MA 02790	\$1,835,183.35	6.80%
14	Costa Brothers Masonry Inc.	2 Lambeth Park Drive Fairhaven MA 02719	\$461,107.11	1.71%
15	Dependable Masonry	73 Concord Street North Reading MA 01864	\$79,467.00	0.29%
16	Desperini Contracting Group, Inc.	565 North Main Street P.O. Box 909 Woonsocket RI 02895	\$346,082.00	1.28%
17	Don Martin Corp.	475 School Street Unit 6 Mansfield MA 02050	\$392,203.25	1.45%
18	ECO Waste Disposal & Container Storage Inc.	946 Washington Street Dorchester MA 02124	\$42,268.67	0.16%
19	Ellis Painting	175 Connie Lane Stoughton ma 02072	\$5,590.80	0.02%
20	Encore Contracting Services, Inc.	375 Common St. Suite 102 Lawrence MA 01840	\$35,773.90	0.13%
21	Essex Newbury North Contracting Corp	65 Parker Street Unit 5 Newburyport MA 01950	\$151,890.30	0.56%
22	Fernandes Masonry Inc.	1031 Phillips Road New Bedford MA 02745	\$2,011,669.55	7.46%
23	Ferreira's Concrete Forms, Inc.	7 Tallman Ave East Providence RI 02914	\$5,112.50	0.02%
24	General Air Conditioning & Heating, Inc.	20 Seaver Street Dorchester MA 02121	\$222,062.50	0.82%
25	Gomes Construction Company, Inc.	136 Carmelina's Circle Ludlow MA 01056	\$360,652.10	1.34%
26	Henry General Contractors, Inc	265 Poole Street Ludlow MA 01056	\$2,750.00	0.01%
27	J&J Architectural Woodworking Inc.	14 Wood Road Braintree MA 02184	\$250,242.00	0.93%
28	K. DaPonte Construction Corporation	551 Indian Town Road Fall River MA 02790	\$18,078.01	0.07%



Division of Capital Asset Management and Maintenance

Quarterly Report for Contract Compliance
 Minority Payments Distribution In Construction Projects
 Fiscal Year 2016 - First, Second, Third, Fourth Quarter

MBE Firm	Address	MBE Payments	%
29 KT&T Distributors, Inc.	76 Northeastern Blvd. Unit 38 Nashua NH 03062	\$1,513.18	0.01%
30 Lanco Scaffolding Inc.	33 Earle Street Somerville MA 02143	\$219,700.00	0.81%
31 Lighthouse Masonry Inc.	150 John Vertente Blvd. New Bedford MA 02745	\$5,823,253.67	21.59%
32 Lina Ciuffo Construction Corp	P.O. Box 75-47 Princeton Street Leominster MA 01453	\$26,880.00	0.10%
33 M G Denson Electric	4 Havard Street Springfield MA 01109	\$27,280.00	0.10%
34 Marmelo Brothers Construction Company, Inc.	13 Ventura Drive North Dartmouth MA 02747	\$607,614.29	2.25%
35 Medeiros Hyrdoseeding & Landscaping Construction, Inc.	149 Burnstead Road Monson MA 01057	\$3,040.48	0.01%
36 MJM Construction Corp., Inc.	P.O. Box 531 West Bridgewater MA 02301	\$40,845.59	0.15%
37 M-O-N Landscaping, Inc.	678 State Road North Dartmouth MA 02747	\$64,660.00	0.24%
38 M-V Electrical Contractors, Inc.	10 Conduit Acushnet MA 02743	\$21,974.09	0.08%
39 New England Concrete Services, LLC	P O Box 317 Ludlow MA 01056	\$511,093.26	1.89%
40 North Shore Steel Co., Inc.	16 Oakville Street Lynn MA 01905	\$91,164.88	0.34%
41 Outkast Electrical Contractors, Inc.	39 Johnston Road Dorchester MA 02124	\$15,247.50	0.06%
42 Raul Battallas Electric	Belmont St. Fitchburg ma 01420	\$24,526.09	0.09%
43 Richard Reid Electric Co.	23 Walkers Brook Dr. Reading MA 01867	\$11,293.11	0.04%
44 RM Technologies, Inc.	33 Franklin Street Lawrence MA 01840	\$600,120.37	2.22%
45 S&F Concrete Contractors, Inc.	166 Central Street P.O. Box 427 Hudson MA 01749	\$3,435,542.83	12.74%
46 SMI Demolition, Inc.	823 Pleasant Street Norwood MA 02062	\$858,017.69	3.18%
47 South Dartmouth Construction	8 Kraseman Street South Dartmouth MA 02748	\$11,140.00	0.04%
48 SRS Contractors Inc.	153 Winthrop Avenue Lowell MA 01851	\$38,576.00	0.14%
49 Tara Construction Company	33-35 Ship Ave. #22 Medford MA 02155	\$7,119.83	0.03%
50 Tavares, LLC	250 West Park Street Providence RI 02908	\$368,284.75	1.37%
51 Titan Roofing, Inc.	70 Orange Street Chicopee MA 01013	\$1,630,924.12	6.05%
52 Total Mechanical Service Corp.	9 Natalie Way Plymouth MA 02360	\$113,591.77	0.42%
53 U.S. Drywall, Inc.	18 Cove Road South Dartmouth MA 02746	\$1,885,131.82	6.99%
54 United Walls Systems, LLC	59 Merriam Avenue Leominster MA 01453	\$122,317.40	0.45%
55 Val Industrial Insulation	20 Clement Street Worcester MA 01603	\$17,794.00	0.07%
56 W.S. Anderson Inc.	33 Dover St. Suite 124 Brockton MA 02303	\$580,794.84	2.15%



Division of Capital Asset Management and Maintenance

Quarterly Report for Contract Compliance
Minority Payments Distribution In Construction Projects
Fiscal Year 2016 - First, Second, Third, Fourth Quarter

<i>MBE Firm</i>	<i>Address</i>	<i>MBE Payments</i>	<i>%</i>
57 Wood & Wire Fence Co.	124 Reservoir Avenue Pawtucket RI 02860	\$52,492.25	0.19%
58 Xquisite Landscaping Inc.	1800 Washington St. Stoughton MA 02072	\$1,921,657.50	7.12%
Total:		\$26,971,930.20	100.00%

Report No. 3

**WBE Payments for Construction Projects
In Fiscal Year 2016**



Division of Capital Asset Management and Maintenance

WBE Payments for Construction Projects In Fiscal Year 2016

Project #	Start Date	General Contractor WBE Firm	1st Quarter	2nd Quarter	3rd Quarter	4th Quarter	Total
AEPI309E UT 1	5/24/2013	Energy Conservation, Inc. <i>Jacqueline Electric & Contracting</i>	\$2,763.00	\$0.00	\$0.00	\$0.00	\$2,763.00
AEPI311E UT 1	5/22/2013	Paquette Electric Company, Inc. <i>Meacham Heating Cooling & Energy Solutions</i>	\$19,439.42	\$0.00	\$0.00	\$0.00	\$19,439.42
AEPI312E UT 1	10/15/2013	Universal Electric Company, Inc. <i>Chapman Construction Group Inc.</i>	\$9,638.66	\$0.00	\$0.00	\$0.00	\$9,638.66
AEPI401E UT 1	12/3/2013	Groom Energy Solutions, LLC <i>Jacqueline Electric & Contracting</i>	\$0.00	\$0.00	\$22,200.00	\$0.00	\$22,200.00
AEPI414E UT 1	6/26/2014	Gaurdian Energy Mgt Solutions <i>Jacqueline Electric & Contracting</i>	\$28,181.36	\$0.00	\$0.00	\$0.00	\$28,181.36
BCC1301 DC 1	12/19/2014	D.A. Sullivan & Sons, Inc. <i>Federal Concrete, Inc.</i> <i>Green Insulation, Inc.</i>	\$7,591.68	\$69,744.54	\$25,878.48	\$10,774.16	\$113,988.86
			\$0.00	\$0.00	\$0.00	\$72,777.60	\$72,777.60
			\$7,591.68	\$69,744.54	\$25,878.48	\$83,551.76	\$186,766.46



Division of Capital Asset Management and Maintenance

WBE Payments for Construction Projects In Fiscal Year 2016

Project #	Start Date	General Contractor WBE Firm	1st Quarter	2nd Quarter	3rd Quarter	4th Quarter	Total
BRC1001 DC 1	2/20/2014	Bond Brothers, Inc.					
		<i>Arrow Time Consultants, LLC</i>	\$3,340.00	\$5,690.00	\$3,000.00	\$0.00	\$12,030.00
		<i>Federal Concrete, Inc.</i>	\$42,787.00	\$270,614.00	\$68,978.00	\$0.00	\$382,379.00
		<i>Modern Auto Glass, LLC</i>	\$266,210.00	\$186,589.00	\$0.00	\$0.00	\$452,799.00
		<i>Welch Associates Land Surveyors Inc.</i>	\$4,351.25	\$2,082.50	\$7,133.00	\$0.00	\$13,566.75
			\$316,688.25	\$464,975.50	\$79,111.00	\$0.00	\$860,774.75
BSB1302 HC 1	1/7/2014	Consigli Construction Co., Inc.					
		<i>Corporate Mechanical Inc.</i>	\$0.00	\$74,676.22	\$124,335.20	\$0.00	\$199,011.42
		<i>J. F. Shine Mechanical, Inc.</i>	\$40,612.07	\$0.00	\$0.00	\$0.00	\$40,612.07
			\$40,612.07	\$74,676.22	\$124,335.20	\$0.00	\$239,623.49
BSB1402E EC 1	10/16/2015	J F White Contracting Company					
		<i>Absolute Renewable Energy, LLC</i>	\$0.00	\$0.00	\$8,678.50	\$0.00	\$8,678.50
			\$0.00	\$0.00	\$8,678.50	\$0.00	\$8,678.50
BSB1405 HC 1	1/25/2016	Colantonio, Inc.					
		<i>EDM Construction, Inc.</i>	\$0.00	\$0.00	\$0.00	\$3,105.00	\$3,105.00
			\$0.00	\$0.00	\$0.00	\$3,105.00	\$3,105.00
BSC1301 HC 1	3/6/2014	J. J. Cardosi, Inc.					
		<i>Pacella Enterprises Inc</i>	\$24,000.00	\$0.00	\$0.00	\$0.00	\$24,000.00
		<i>Thompson Company Inc.</i>	\$5,754.00	\$964.00	\$0.00	\$0.00	\$6,718.00
		<i>West Floor Covering, Inc</i>	\$61,926.00	\$5,021.60	\$0.00	\$0.00	\$66,947.60
		<i>Willow Tree Outdoor, LLC</i>	\$29,049.00	\$0.00	\$0.00	\$0.00	\$29,049.00
			\$120,729.00	\$5,985.60	\$0.00	\$0.00	\$126,714.60



Division of Capital Asset Management and Maintenance

WBE Payments for Construction Projects In Fiscal Year 2016

Project #	Start Date	General Contractor WBE Firm	1st Quarter	2nd Quarter	3rd Quarter	4th Quarter	Total
CHE1001 HC 1	3/13/2012	Boston Building & Bridge <i>Prudential Door & Window Co., Inc.</i>	\$0.00	\$0.00	\$0.00	\$20,743.00	\$20,743.00
CME1401 FC 1	1/26/2015	Enterprise Equipment Co. <i>Spindle City Insulation, Inc.</i>	\$0.00	\$0.00	\$0.00	\$13,250.00	\$13,250.00
CSU0401 DC 1	7/18/2012	J F White Contracting Company <i>Lemoir Erectors Inc.</i>	\$22,362.65	\$0.00	\$0.00	\$0.00	\$22,362.65
DCP1228 FC 1	5/8/2014	Marois Construction Co., Inc <i>Duseau Trucking, LLC</i> <i>EDM Construction, Inc.</i> <i>M. Frank Higgins & Co., Inc.</i>	\$2,466.10	\$1,672.00	\$21,165.97	\$0.00	\$25,304.07
DCP1234A HC 1	12/16/2013	Casby Brothers <i>Bowditch & Marinelli, Inc.</i> <i>J. F. Shine Mechanical, Inc.</i> <i>Stafford Construction Services, Inc.</i>	\$6,200.55	\$121,955.00	\$21,165.97	\$6,862.00	\$156,183.52
DCP1319 FC 1	9/12/2013	Northern Contracting Corp. <i>Jackson Glass, Inc.</i>	\$0.00	\$6,795.00	\$0.00	\$0.00	\$6,795.00
			\$0.00	\$6,795.00	\$0.00	\$0.00	\$6,795.00



Division of Capital Asset Management and Maintenance

WBE Payments for Construction Projects In Fiscal Year 2016

Project #	Start Date	General Contractor WBE Firm	1st Quarter	2nd Quarter	3rd Quarter	4th Quarter	Total
DCPI426 FC 1	7/27/2015	D Alessandro Corporation <i>Markings, Inc.</i> <i>Westport Curbsetters</i>	\$0.00 \$0.00 \$0.00	\$2,531.25 \$12,400.75 \$14,932.00	\$0.00 \$35,863.25 \$35,863.25	\$0.00 \$0.00 \$0.00	\$2,531.25 \$48,264.00 \$50,795.25
DCPI431 HC 1	12/19/2015	Bay Contracting, Inc. <i>J. Cougler, Inc.</i>	\$0.00 \$0.00	\$0.00 \$0.00	\$0.00 \$0.00	\$9,778.70 \$9,778.70	\$9,778.70 \$9,778.70
DCRWALDCTR	7/17/2015	Stutman Contracting, Inc. <i>Einstein's Solutions, Inc.</i> <i>L & L Contracting, Inc.</i> <i>Modulease Corporation</i> <i>Rebars & Mesh, Inc.</i>	\$0.00 \$0.00 \$0.00 \$0.00 \$0.00	\$0.00 \$31,750.00 \$0.00 \$8,371.00 \$40,121.00	\$5,440.00 \$8,645.00 \$4,040.00 \$0.00 \$18,125.00	\$34,423.00 \$12,350.00 \$4,040.00 \$0.00 \$50,813.00	\$39,863.00 \$20,995.00 \$39,830.00 \$8,371.00 \$109,059.00
DDS1402 HC 1	8/11/2015	S & R Corporation <i>Ramco Survey Stakes Co., Inc.</i>	\$0.00 \$0.00	\$1,482.00 \$1,482.00	\$0.00 \$0.00	\$0.00 \$0.00	\$1,482.00 \$1,482.00
DDS1502 HC 2	8/10/2015	S & R Contracting Corporation <i>Ramco Survey Stakes Co., Inc.</i>	\$0.00 \$0.00	\$826.50 \$826.50	\$0.00 \$0.00	\$0.00 \$0.00	\$826.50 \$826.50
DFS0901 DC 1	4/3/2014	W.J. Mountford Company <i>Kittredge Equipment Company Inc.</i> <i>Willow Tree Outdoor, LLC</i>	\$0.00 \$0.00 \$0.00	\$4,402.00 \$47,429.00 \$51,831.00	\$0.00 \$0.00 \$0.00	\$0.00 \$0.00 \$0.00	\$4,402.00 \$47,429.00 \$51,831.00



Division of Capital Asset Management and Maintenance

WBE Payments for Construction Projects In Fiscal Year 2016

Project #	Start Date	General Contractor WBE Firm	1st Quarter	2nd Quarter	3rd Quarter	4th Quarter	Total
DMH0637 HC 2	6/12/2013	Contractors Network, Inc. <i>MA Waste Systems LLC</i>	\$1,352.25	\$450.00	\$0.00	\$0.00	\$1,802.25
			\$1,352.25	\$450.00	\$0.00	\$0.00	\$1,802.25
DMH1502 HC 1	9/1/2015	J. R. Vinagro Corporation <i>Welch Associates Land Surveyors Inc.</i>	\$0.00	\$0.00	\$3,873.75	\$6,062.50	\$9,936.25
			\$0.00	\$0.00	\$3,873.75	\$6,062.50	\$9,936.25
DMH1602 HC 2	11/6/2015	Bond Brothers, Inc. <i>Thompson Company Inc.</i>	\$0.00	\$0.00	\$0.00	\$14,000.00	\$14,000.00
			\$0.00	\$0.00	\$0.00	\$14,000.00	\$14,000.00
DOC0902 EC 1	12/3/2012	Constellation NewEnergy, INC <i>Fraser Engineering Company Inc.</i>	\$16,909.46	\$0.00	\$0.00	\$246,845.56	\$263,755.02
			\$16,909.46	\$0.00	\$0.00	\$246,845.56	\$263,755.02
DYS0701 DC 1	1/17/2013	Dimeo Construction Company <i>Angelini Plastering, Inc.</i> <i>Federal Concrete, Inc.</i> <i>Welch Associates Land Surveyors Inc.</i> <i>West Floor Covering</i>	\$832,915.35	\$446,100.47	\$342,021.85	\$393,943.44	\$2,014,981.11
			\$0.00	\$0.00	\$5,124.00	\$9,320.00	\$14,444.00
			\$1,185.00	\$7,207.50	\$4,466.25	\$3,290.00	\$16,148.75
			\$0.00	\$0.00	\$0.00	\$201,912.52	\$201,912.52
			\$834,100.35	\$453,307.97	\$351,612.10	\$608,465.96	\$2,247,486.38
DYS1201 HC 2	11/10/2015	Ewing Electrical Co, Inc. <i>E. L. Waterman, Inc.</i>	\$0.00	\$0.00	\$0.00	\$23,896.11	\$23,896.11
			\$0.00	\$0.00	\$0.00	\$23,896.11	\$23,896.11



Division of Capital Asset Management and Maintenance

WBE Payments for Construction Projects In Fiscal Year 2016

Project #	Start Date	General Contractor	1st Quarter	2nd Quarter	3rd Quarter	4th Quarter	Total
FRC0802 DC 1	12/17/2012	Barr & Barr, Inc.					
		<i>Absolute Finishing Systems, LLC</i>	\$59,000.00	\$0.00	\$0.00	\$0.00	\$59,000.00
		<i>Connecticut Drywall Finishing, Inc.</i>	\$28,832.00	\$4,896.00	\$0.00	\$0.00	\$33,728.00
		<i>DePaoli Mosaic Company Inc.</i>	\$0.00	\$0.00	\$31,582.75	\$0.00	\$31,582.75
		<i>SOS Corporation</i>	\$37,923.00	\$68,951.00	\$187,471.00	\$77,080.00	\$371,425.00
		<i>West Floor Covering</i>	\$108,548.90	\$59,566.58	\$0.00	\$38,107.97	\$206,223.45
			\$234,303.90	\$133,413.58	\$219,053.75	\$115,187.97	\$701,959.20
HCC1201A HC 2	9/29/2014	D.E.W. Construction Corp.					
		<i>Taylor Davis Landscape Company, Inc.</i>	\$65,299.94	\$0.00	\$0.00	\$49,111.60	\$114,411.54
			\$65,299.94	\$0.00	\$0.00	\$49,111.60	\$114,411.54
HSD1001 FC 2	5/29/2014	DeLuca Fence Co., Inc.					
		<i>Dagle Electric Construction Corp.</i>	\$53,214.38	\$23,199.00	\$0.00	\$0.00	\$76,413.38
			\$53,214.38	\$23,199.00	\$0.00	\$0.00	\$76,413.38
HSD1501 FC 1	2/5/2016	Allegrone Construction Company, Inc.					
		<i>R.A. Hammond Construction Corp.</i>	\$0.00	\$0.00	\$0.00	\$40,357.80	\$40,357.80
			\$0.00	\$0.00	\$0.00	\$40,357.80	\$40,357.80
MCA0602 DC 1	1/11/2012	Walsh Brothers, Inc.					
		<i>Folan Waterproofing & Construction Co., Inc.</i>	\$80,073.25	\$20,880.77	\$0.00	\$0.00	\$100,954.02
		<i>Frontline, Inc.</i>	\$0.00	\$0.00	\$90,000.00	\$0.00	\$90,000.00
		<i>Protape Specialties Inc.</i>	\$251,097.54	\$75,895.30	\$0.00	\$0.00	\$326,992.84
		<i>Stafford Construction Services, Inc.</i>	\$71,891.25	\$12,314.85	\$0.00	\$0.00	\$84,206.10
			\$403,062.04	\$109,090.92	\$90,000.00	\$0.00	\$602,152.96



Division of Capital Asset Management and Maintenance

WBE Payments for Construction Projects In Fiscal Year 2016

Project #	Start Date	General Contractor WBE Firm	1st Quarter	2nd Quarter	3rd Quarter	4th Quarter	Total
MCA1402 HC 1	9/16/2015	LeVangie Electric Co. Inc. <i>United Elevator Co.</i>	\$0.00	\$0.00	\$0.00	\$3,200.00	\$3,200.00
MCC1001 DC 1	12/2/2014	Consigli Construction Co., Inc. <i>Charles George Trucking Co., Inc.</i>	\$0.00	\$0.00	\$0.00	\$843.78	\$843.78
MCC1301E EC 1	9/12/2014	Enterprise Equipment Co. <i>Spindle City Insulation, Inc.</i>	\$64,335.20	\$21,785.50	\$0.00	\$0.00	\$86,120.70
MCC1401 HC 1	3/26/2014	G.V.W., Incorporated <i>L & L Contracting, Inc.</i>	\$0.00	\$1,537.90	\$0.00	\$0.00	\$1,537.90
MMA1201 HC 1	12/4/2013	Eastern General Contractors, Inc. <i>Thompson Company Inc.</i> <i>Village Forge Inc.</i>	\$0.00	\$0.00	\$7,533.00	\$0.00	\$7,533.00
MWC1201 DC 1	5/6/2014	Shawmut Design and Construction <i>CK Flooring Solutions Inc.</i> <i>Cronin Trucking & Excavation, Inc.</i> <i>Cutting Edge Environmental, Inc.</i> <i>Federal Concrete, Inc.</i> <i>Novel Iron Works, Inc.</i>	\$0.00	\$0.00	\$0.00	\$0.00	\$0.00
			\$896.10	\$106,650.00	\$3,647.20	\$0.00	\$896.10
			\$162,945.00	\$42,442.88	\$18,755.54	\$0.00	\$269,595.00
			\$576,931.20	\$475,712.50	\$179,122.50	\$0.00	\$524,436.50
			\$1,204,010.38	\$624,805.38	\$201,525.24	\$0.00	\$1,231,766.20
			\$0.00	\$0.00	\$13,832.48	\$0.00	\$13,832.48
			\$0.00	\$0.00	\$6,299.48	\$0.00	\$6,299.48
			\$64,335.20	\$21,785.50	\$0.00	\$0.00	\$86,120.70
			\$0.00	\$1,537.90	\$0.00	\$0.00	\$1,537.90
			\$0.00	\$1,537.90	\$0.00	\$0.00	\$1,537.90
			\$0.00	\$0.00	\$7,533.00	\$0.00	\$7,533.00
			\$0.00	\$0.00	\$6,299.48	\$0.00	\$6,299.48
			\$0.00	\$0.00	\$13,832.48	\$0.00	\$13,832.48
			\$0.00	\$0.00	\$3,647.20	\$0.00	\$3,647.20
			\$896.10	\$0.00	\$0.00	\$0.00	\$896.10
			\$162,945.00	\$106,650.00	\$0.00	\$0.00	\$269,595.00
			\$463,238.08	\$42,442.88	\$18,755.54	\$0.00	\$524,436.50
			\$576,931.20	\$475,712.50	\$179,122.50	\$0.00	\$1,231,766.20
			\$1,204,010.38	\$624,805.38	\$201,525.24	\$0.00	\$2,030,341.00



Division of Capital Asset Management and Maintenance

WBE Payments for Construction Projects In Fiscal Year 2016

Project #	Start Date	General Contractor WBE Firm	1st Quarter	2nd Quarter	3rd Quarter	4th Quarter	Total
NAC1001 DC 2	4/28/2014	Eastern General Contractors, Inc. <i>City Enterprise, Inc.</i>	\$43,630.23	\$0.00	\$0.00	\$0.00	\$43,630.23
NAC1102 EC 1	1/2/2015	Adams Plumbing & Heating <i>Fisher Contracting Corp</i>	\$43,630.23	\$0.00	\$0.00	\$38,662.30	\$43,630.23
NSC1102 DC 1	6/16/2015	DeJulis Brothers Construction Co., Inc. <i>All State Waste, Inc.</i> <i>Back Bay Concrete</i> <i>Rebars & Mesh, Inc.</i> <i>SJB Enterprises, Inc. d/b/a Sandra Network</i>	\$0.00	\$18,349.00	\$0.00	\$7,107.00	\$57,011.30
NSC1501 FC 1	7/14/2015	Castagna Construction Corporation <i>Johnson Lumber Co. Inc.</i>	\$31,600.27	\$29,942.84	\$65,967.00	\$155,296.56	\$282,806.67
POL1501 HC 1	4/22/2015	Daniel O'Connell's Sons Inc. <i>EDM Construction, Inc.</i>	\$178.33	\$0.00	\$0.00	\$0.00	\$178.33
POL1511 FC 1	7/17/2015	B-G Mechanical Contractors Inc. <i>Collins-Crochiere Construction Services INC</i> <i>Triton Leasing & Rental, Inc.</i>	\$178.33	\$78,540.02	\$0.00	\$0.00	\$178.33
			\$154,073.85	\$78,540.02	\$0.00	\$0.00	\$232,613.87
			\$0.00	\$0.00	\$45,000.00	\$0.00	\$45,000.00
			\$125,000.00	\$0.00	\$0.00	\$0.00	\$125,000.00
			\$125,000.00	\$0.00	\$45,000.00	\$0.00	\$170,000.00



Division of Capital Asset Management and Maintenance

WBE Payments for Construction Projects In Fiscal Year 2016

Project #	Start Date	General Contractor WBE Firm	1st Quarter	2nd Quarter	3rd Quarter	4th Quarter	Total
QCC1001 DC 1	2/12/2014	Daniel O'Connell's Sons Inc. <i>Avid Ironworks, Inc.</i>	\$0.00	\$0.00	\$128,121.68	\$30,076.44	\$158,198.12
		<i>J&J Construction Arc Wood Inc</i>	\$0.00	\$0.00	\$6,686.75	\$0.00	\$6,686.75
		<i>P.A.W. Inc.</i>	\$0.00	\$0.00	\$0.00	\$425.00	\$425.00
		<i>SOS Corporation</i>	\$0.00	\$0.00	\$55,753.75	\$0.00	\$55,753.75
		<i>Thompson Company Inc.</i>	\$0.00	\$0.00	\$35,128.05	\$0.00	\$35,128.05
		<i>West Floor Covering, Inc</i>	\$0.00	\$0.00	\$79,834.00	\$0.00	\$79,834.00
SDE1301E EC 1	4/7/2015	J.C. Cannistraro LLC <i>Maria Fallon Electrical Services</i>	\$0.00	\$0.00	\$0.00	\$51,936.00	\$51,936.00
SDE1350 FC 1	7/14/2014	J F White Contracting Company <i>Lemoir Erectors Inc.</i>	\$21,549.89	\$38,975.53	\$0.00	\$0.00	\$60,525.42
SDH1502 FC 1	3/17/2015	Millenium Builders, Inc. <i>Coghim Electrical Contractors Inc.</i>	\$21,549.89	\$38,975.53	\$0.00	\$0.00	\$60,525.42
		<i>Collins-Crochiere Construction Services INC</i>	\$0.00	\$32,248.79	\$52,751.21	\$0.00	\$85,000.00
		<i>Fillion's Landscaping Inc.</i>	\$3,095.00	\$2,040.00	\$0.00	\$6,565.00	\$11,700.00
		<i>Granite City Electric Supply Co.</i>	\$1,843.00	\$0.00	\$0.00	\$0.00	\$1,843.00
		<i>Triton Leasing & Rental, Inc.</i>	\$0.00	\$17,200.00	\$0.00	\$0.00	\$17,200.00
			\$4,938.00	\$72,835.64	\$84,404.36	\$6,565.00	\$168,743.00



Division of Capital Asset Management and Maintenance

WBE Payments for Construction Projects In Fiscal Year 2016

Project #	Start Date	General Contractor WBE Firm	1st Quarter	2nd Quarter	3rd Quarter	4th Quarter	Total
SDM1202E EC 1	10/8/2014	NORESCO <i>Fraser Engineering Company Inc.</i>	\$0.00	\$0.00	\$0.00	\$47,330.01	\$47,330.01
SDN1250 HC 1	6/30/2015	Contractors Network, Inc. <i>American Flooring United</i> <i>MA Waste Systems LLC</i> <i>Rebars & Mesh, Inc.</i>	\$0.00	\$0.00	\$5,828.00	\$6,285.44	\$12,113.44
SDP1202 EC 1	8/12/2014	Thielsch Engineering <i>Fraser Engineering Company Inc.</i>	\$0.00	\$1,713.00	\$0.00	\$0.00	\$1,713.00
SEC1301 HC 1	10/1/2015	Enterprise Equipment Co. <i>Spindle City Insulation, Inc.</i>	\$49,275.49	\$0.00	\$0.00	\$0.00	\$49,275.49
SSA1101 ES 1	1/11/2012	Constellation NewEnergy, INC <i>Fraser Engineering Company Inc.</i>	\$0.00	\$0.00	\$7,600.00	\$14,250.00	\$21,850.00
SSA1201 DC 1	4/29/2014	Daniel O'Connell's Sons Inc. <i>HB Welding Inc.</i>	\$0.00	\$14,913.02	\$0.00	\$0.00	\$14,913.02
STC1401 HC 1	10/22/2015	Kronenberger & Sons Restoration, Inc. <i>Ultimate Abatement</i>	\$12,017.50	\$187,571.52	\$1,297,438.77	\$147,442.45	\$1,644,470.24
			\$12,017.50	\$187,571.52	\$1,297,438.77	\$147,442.45	\$1,644,470.24
			\$0.00	\$21,850.00	\$43,700.00	\$0.00	\$65,550.00
			\$0.00	\$21,850.00	\$43,700.00	\$0.00	\$65,550.00



Division of Capital Asset Management and Maintenance

WBE Payments for Construction Projects In Fiscal Year 2016

Project #	Start Date	General Contractor WBE Firm	1st Quarter	2nd Quarter	3rd Quarter	4th Quarter	Total
TRC0604 HC 1	12/10/2013	Northern Contracting Corp. <i>J. F. Shine Mechanical, Inc.</i> <i>Jackson Glass, Inc.</i>	\$0.00 \$7,895.00 \$7,895.00	\$7,030.00 \$0.00 \$7,030.00	\$1,045.00 \$0.00 \$1,045.00	\$0.00 \$0.00 \$0.00	\$8,075.00 \$7,895.00 \$15,970.00
TRC0606 DC 1	3/1/2012	The Whiting-Turner Contracting Co. <i>Action Steel, LLC</i> <i>Cutting Edge Installations Incorporated</i> <i>Federal Concrete, Inc.</i> <i>Greenfield Glass Co., Inc.</i> <i>M. Frank Higgins & Co., Inc.</i> <i>V&S Finishing, Inc.</i>	\$20,364.22 \$0.00 \$78,204.58 \$234,316.60 \$0.00 \$0.00	\$874.56 \$0.00 \$10,844.12 \$130,724.56 \$475.00 \$128,547.20	\$6,424.36 \$0.00 \$72,361.37 \$81,015.88 \$397,025.00 \$38,180.00	\$476.96 \$77,171.00 \$96,041.59 \$26,620.00 \$420,177.00 \$43,637.32	\$28,140.10 \$77,171.00 \$257,451.66 \$472,677.04 \$817,677.00 \$210,364.52
TRC0802 EC 1	3/17/2011	Constellation NewEnergy, INC <i>Fraser Engineering Company Inc.</i>	\$332,885.40 \$0.00	\$271,465.44 \$35,565.40	\$595,006.61 \$26,831.39	\$664,123.87 \$35,007.90	\$1,863,481.32 \$97,404.69
TRC1205 FC 1	8/5/2013	Allegrone Construction Company, Inc. <i>All Time Service</i>	\$0.00 \$5,600.00	\$35,565.40 \$0.00	\$26,831.39 \$0.00	\$35,007.90 \$0.00	\$97,404.69 \$5,600.00
TRC1213 FC 1	3/2/2014	Mill City Construction Inc. <i>H.M. Nunes & Sons Construction, Inc.</i>	\$5,600.00 \$9,309.57	\$0.00 \$39,667.43	\$0.00 \$0.00	\$0.00 \$0.00	\$5,600.00 \$48,977.00
			\$9,309.57	\$39,667.43	\$0.00	\$0.00	\$48,977.00



Division of Capital Asset Management and Maintenance

WBE Payments for Construction Projects In Fiscal Year 2016

Project #	Start Date	General Contractor WBE Firm	1st Quarter	2nd Quarter	3rd Quarter	4th Quarter	Total
TRC1305 FC 1	6/1/2015	New England Builders and Contractors, Inc. <i>United Elevator Co.</i>	\$0.00	\$0.00	\$790,438.00	\$350,841.80	\$1,141,279.80
UMA1201 DC 1	11/12/2014	The Whiting-Turner Contracting Co. <i>Action Steel, LLC</i>	\$0.00	\$0.00	\$790,438.00	\$350,841.80	\$1,141,279.80
		<i>Coghlin Electrical Contractors Inc.</i>	\$0.00	\$53,949.55	\$0.00	\$0.00	\$53,949.55
		<i>Cronin Trucking & Excavation, Inc.</i>	\$1,694.55	\$0.00	\$0.00	\$0.00	\$1,694.55
		<i>Granite City Electric Supply Co.</i>	\$729.65	\$0.00	\$0.00	\$0.00	\$729.65
		<i>Rebars & Mesh, Inc.</i>	\$0.00	\$0.00	\$12,154.00	\$0.00	\$12,154.00
UMD0802 DC 2	5/6/2010	Consigli Construction Co., Inc. <i>Cutting Edge Installations Incorporated</i>	\$2,424.20	\$53,949.55	\$12,154.00	\$290,000.00	\$358,527.75
		<i>Lee Kennedy Co. Inc.</i>	\$0.00	\$43,271.53	\$0.00	\$0.00	\$43,271.53
UML1203 DC 1	9/12/2014	Lee Kennedy Co. Inc. <i>Angelini Plastering, Inc.</i>	\$0.00	\$0.00	\$37,430.00	\$633,260.50	\$670,690.50
		<i>Thompson Company Inc.</i>	\$0.00	\$0.00	\$0.00	\$13,946.00	\$13,946.00
		<i>West Floor Covering, Inc</i>	\$0.00	\$0.00	\$2,200.00	\$2,290.00	\$4,490.00
UML1301E EC 1	3/16/2015	Constellation NewEnergy, INC <i>Fraser Engineering Company Inc.</i>	\$540,618.87	\$197,603.62	\$599,216.12	\$2,058,727.62	\$3,396,166.23
			\$540,618.87	\$197,603.62	\$599,216.12	\$2,058,727.62	\$3,396,166.23



Division of Capital Asset Management and Maintenance

WBE Payments for Construction Projects In Fiscal Year 2016

Project #	Start Date	General Contractor	WBE Firm	1st Quarter	2nd Quarter	3rd Quarter	4th Quarter	Total
WOR0801 DC 1	1/9/2014	W. T. Rich Co., Inc.		\$0.00	\$0.00	\$2,462.54	\$1,072.00	\$3,534.54
		<i>Folan Waterproofing & Construction Co., Inc.</i>		\$0.00	\$0.00	\$0.00	\$167,963.80	\$167,963.80
		<i>Joseph Cohn & Son, Inc.</i>		\$51,050.25	\$0.00	\$0.00	\$0.00	\$51,050.25
		<i>Rebars & Mesh, Inc.</i>		\$0.00	\$0.00	\$10,608.00	\$918,080.37	\$928,688.37
		<i>West Floor Covering, Inc</i>		\$51,050.25	\$0.00	\$13,070.54	\$1,087,116.17	\$1,151,236.96
WSC1201 DC 1	6/30/2014	Walsh Brothers, Inc.		\$0.00	\$43,341.50	\$4,025.78	\$4,364.46	\$51,731.74
		<i>Architectural Products, Inc.</i>		\$1,102.04	\$0.00	\$7,547.40	\$0.00	\$8,649.44
		<i>Cronin Trucking & Excavation, Inc.</i>		\$14,807.25	\$11,239.62	\$100,704.55	\$44,640.99	\$171,392.41
		<i>Novel Iron Works, Inc.</i>		\$37,350.00	\$0.00	\$0.00	\$0.00	\$37,350.00
		<i>SOS Corporation</i>		\$53,259.29	\$54,581.12	\$112,277.73	\$49,005.45	\$269,123.59
Grand Total:				\$4,902,100.68	\$3,401,739.27	\$5,265,345.03	\$6,978,663.25	\$20,547,848.23

Report No. 4

**Women Payments Distribution
In Construction Projects
Fiscal Year 2016**



Division of Capital Asset Management and Maintenance

Quarterly Report for Contract Compliance
 Women Payments Distribution In Construction Projects
 Fiscal Year 2016 - First, Second, Third, Fourth Quarter

	<i>WBE Firm</i>	<i>Address</i>	<i>WBE Payments</i>	<i>%</i>
1	Absolute Finishing Systems, LLC	P.O. Box 4266 Manchester NH 03108	\$59,000.00	0.29%
2	Absolute Renewable Energy, LLC	11 Northeastern Blvd, Suite 120 Nashua NH 03062	\$8,678.50	0.04%
3	Action Steel, LLC	34 O'Connell Road Ext. Colchester CT 06415	\$318,140.10	1.55%
4	All State Waste, Inc.	376 Washington St. Norwell MA 02061	\$9,212.10	0.04%
5	All Time Service	P O Box 301571 Boston MA 02130	\$5,600.00	0.03%
6	American Flooring United	1500 Shawsheen St Unit 7 Tewksbury MA 01864	\$12,113.44	0.06%
7	Angelini Plastering, Inc.	304 Main St. North Reading MA 01864	\$2,685,671.61	13.07%
8	Architectural Products, Inc.	P. O. Box 1122 Burlington CT 06013	\$51,731.74	0.25%
9	Arrow Time Consultants, LLC	14 Miller Street Somerville MA 02143	\$12,030.00	0.06%
10	Avid Ironworks, Inc.	40 Rose Street Springfield MA 01104	\$158,198.12	0.77%
11	Back Bay Concrete	87 New Salem Street Wakefield MA 01880	\$87,400.00	0.43%
12	Bowditch & Marinelli, Inc.	108 Beacon Street Worcester MA 01608	\$2,130.00	0.01%
13	Chapman Construction Group Inc.	19 Captain Kidd Road East Sandwich MA 02537	\$9,638.66	0.05%
14	Charles George Trucking Co., Inc.	P.O. Box 857 Londonderry NH 03053	\$843.78	0.00%
15	City Enterprise, Inc.	38 Berkshire Avenue Springfield MA 01109	\$43,630.23	0.21%
16	CK Flooring Solutions Inc.	47 Arcade St. Chicopee MA 01020	\$3,647.20	0.02%
17	Coghlin Electrical Contractors Inc.	100 Prescott St. Worcester MA 01605	\$106,949.55	0.52%
18	Collins-Crochiere Construction Services INC	9 Hawthorne Road Wilbraham MA 01095	\$130,000.00	0.63%
19	Connecticut Drywall Finishing, Inc.	900 Riverside Street, #146 Springfield MA 01089	\$33,728.00	0.16%
20	Corporate Mechanical Inc.	1501 Main Street Tewksbury MA 01876	\$199,011.42	0.97%
21	Cronin Trucking & Excavation, Inc.	214 O'Neill Road P.O. Box 543 West Warren MA 01092	\$11,240.09	0.05%
22	Cutting Edge Environmental, Inc.	58 Mellen Street Hopedale MA 01747	\$269,595.00	1.31%
23	Cutting Edge Installations Incorporated	7 Moody Road, Building 5, Unit A Enfield CT 06082	\$120,442.53	0.59%
24	Dagle Electric Construction Corp.	PO Box 760982 Melrose MA 02176	\$76,413.38	0.37%
25	DePaoli Mosaic Company Inc.	52 York Avenue Randolph MA 02368	\$31,582.75	0.15%
26	Duseau Trucking, LLC	129 Elm Street P. O. Box 376 Hatfield MA 01038	\$4,138.10	0.02%
27	E. L. Waterman, Inc.	P.O. Box 635 Fiskdale MA 01518-0635	\$23,896.11	0.12%
28	EDM Construction, Inc.	PO Box 35 Byfield MA 01922	\$360,388.84	1.75%



Division of Capital Asset Management and Maintenance

Quarterly Report for Contract Compliance
 Women Payments Distribution In Construction Projects
 Fiscal Year 2016 - First, Second, Third, Fourth Quarter

	<i>WBE Firm</i>	<i>Address</i>	<i>WBE Payments</i>	<i>%</i>
29	<i>Einstein's Solutions, Inc.</i>	11 Summit Street Fitchburg MA 01420	\$39,863.00	0.19%
30	<i>Federal Concrete, Inc.</i>	One Condon Way Suite A Hopedale MA 01747	\$1,292,700.02	6.29%
31	<i>Fillion's Landscaping Inc.</i>	111 Carver Street Granby MA 01033	\$11,700.00	0.06%
32	<i>Fisher Contracting Corp</i>	PO Box 20039 11 Webster Place Worcester MA 01602	\$57,011.30	0.28%
33	<i>Folan Waterproofing & Construction Co., Inc.</i>	795 Washington St. South Easton MA 02375	\$104,488.56	0.51%
34	<i>Fraser Engineering Company Inc.</i>	65 Court Street P.O. Box 9142 Newton MA 02460	\$3,868,844.46	18.83%
35	<i>Frontline, Inc.</i>	58 Mellen St Hoedale MA 01747	\$90,000.00	0.44%
36	<i>Granite City Electric Supply Co.</i>	19 Quincy Avenue Quincy MA 02169	\$2,572.65	0.01%
37	<i>Green Insulation, Inc.</i>	One Potter Street Adams MA 01220	\$72,777.60	0.35%
38	<i>Greenfield Glass Co., Inc.</i>	52 River Street Greenfield MA 01301	\$472,677.04	2.30%
39	<i>H.M. Nunes & Sons Construction, Inc.</i>	82 Carmelinas Circle Ludlow MA 01056	\$48,977.00	0.24%
40	<i>HB Welding Inc.</i>	117 Webster Street Pawtucket RI 02861	\$1,644,470.24	8.00%
41	<i>J&J Construction Arc Wood Inc</i>	42 Mockingbird Way East Taunton MA 02718	\$6,686.75	0.03%
42	<i>J. Coughler, Inc.</i>	16 Moreland Street Worcester MA 01609	\$9,778.70	0.05%
43	<i>J. F. Shine Mechanical, Inc.</i>	2383 Center Street Boston MA 02132	\$67,687.07	0.33%
44	<i>Jackson Glass, Inc.</i>	3195 Washington St. Jamaica Plain MA 02130	\$14,690.00	0.07%
45	<i>Jacqueline Electric & Contracting</i>	116 Maryann Way N. Attleboro MA 02760	\$53,144.36	0.26%
46	<i>Johnson Lumber Co. Inc.</i>	133 Main Street Salisbury MA 01952	\$178.33	0.00%
47	<i>Joseph Cohn & Son, Inc.</i>	80 Hamilton Street New Haven CT 06511	\$167,963.80	0.82%
48	<i>Kittridge Equipment Company Inc.</i>	100 Bowles Road Agawam MA 01001	\$4,402.00	0.02%
49	<i>L & L Contracting, Inc.</i>	25 Hayward Street Braintree MA 02184	\$22,532.90	0.11%
50	<i>Lemoi Erectors Inc.</i>	54 Main Street Suite 3 Sturbridge ma 01566	\$82,888.07	0.40%
51	<i>M. Frank Higgins & Co., Inc.</i>	780 N. Mountain Road Newington CT 06111	\$845,052.45	4.11%
52	<i>MA Waste Systems LLC</i>	300 Centre Street Holbrook MA 02343	\$2,505.20	0.01%
53	<i>Maria Fallon Electrical Services</i>	181 Allen St. Braintree MA 02184	\$51,936.00	0.25%
54	<i>Markings, Inc.</i>	30 Riverside Drive Pembroke MA 02359	\$2,531.25	0.01%
55	<i>Meacham Heating Cooling & Energy Solutions</i>	253A Worcester Road Charlton MA 01507	\$19,439.42	0.09%
56	<i>Modern Auto Glass, LLC</i>	1635 Shawsheen Street Tewksbury MA 01876	\$452,799.00	2.20%



Division of Capital Asset Management and Maintenance

Quarterly Report for Contract Compliance
 Women Payments Distribution In Construction Projects
 Fiscal Year 2016 - First, Second, Third, Fourth Quarter

WBE Firm	Address	WBE Payments	%
57 Modulease Corporation	27 Brentwood Road Chelmsford MA 01863	\$39,830.00	0.19%
58 Novel Iron Works, Inc.	250 Ocean Road Greenland NH 03840	\$1,403,158.61	6.83%
59 P.A.W. Inc.	P.O. Box 375 Ludlow MA 01056	\$425.00	0.00%
60 Pacella Enterprises Inc	P.O. Box 1020 Wrentham MA 02093	\$24,000.00	0.12%
61 Protape Specialties Inc.	125 Hunting Road Auburn NH 03032	\$326,992.84	1.59%
62 Prudential Door & Window Co., Inc.	35 Sixth Rd. Woburn MA 01801	\$20,743.00	0.10%
63 R.A. Hammond Construction Corp.	2 Warren Road North Oxford MA 01537	\$40,357.80	0.20%
64 Ramco Survey Stakes Co., Inc.	685 North Main Street West Bridgewater MA 02379	\$2,308.50	0.01%
65 Rebars & Mesh, Inc.	111 Avco Road Haverhill MA 01835	\$226,242.05	1.10%
66 SJB Enterprises, Inc. d/b/a Sandra Network	25 Goodale Street Peabody MA 01960	\$33,240.77	0.16%
67 SOS Corporation	331 West Street Milford MA 01757	\$464,528.75	2.26%
68 Spindle City Insulation, Inc.	524 Mt. Pleasant Street P.O. Box 9303 Fall River MA 02720	\$121,220.70	0.59%
69 Stafford Construction Services, Inc.	119 Main Street Saugus MA 01906	\$86,331.71	0.42%
70 Taylor Davis Landscape Company, Inc.	577 West Street Amherst MA 01002	\$114,411.54	0.56%
71 Thompson Company Inc.	805 Pleasant Street East Weymouth MA 02189	\$77,325.05	0.38%
72 Triton Leasing & Rental, Inc.	279 B Garden Street Feeding Hills MA 01030	\$142,200.00	0.69%
73 Ultimate Abatement	57 Federal Street Springfield MA 01056	\$65,550.00	0.32%
74 United Elevator Co.	150 Recreation Park Drive #8 Hingham MA 02043	\$1,144,479.80	5.57%
75 V&S Finishing, Inc.	60 East Street Fitchburg MA 01420	\$210,364.52	1.02%
76 Village Forge Inc.	51 Industrial Drive Readville MA 02137	\$6,299.48	0.03%
77 Welch Associates Land Surveyors Inc.	353 West Center St. Bridgewater MA 02379	\$39,651.75	0.19%
78 West Floor Covering	42 Winter St Suite 11 Pembroke MA 02359	\$408,135.97	1.99%
79 West Floor Covering, Inc	42 Winter St Suite 11 Pembroke MA 02359	\$1,079,959.97	5.26%
80 Westport Curbsitters	205 Blossom St Westport MA 02790	\$48,264.00	0.23%
81 Willow Tree Outdoor, LLC	1 Federal St Building 101 Springfield MA 01102	\$76,478.00	0.37%
Total:		\$20,547,846.23	100.00%

Report No. 5

**MBE Payments for Design Projects
In Fiscal Year 2016**



Division of Capital Asset Management and Maintenance

MBE Payments for Design Projects In Fiscal Year 2016

Project #	Start Date	General Contractor MBE Firm	1st Quarter	2nd Quarter	3rd Quarter	4th Quarter	Total
BCC1301 DC 1*	9/5/2014	NBBJ Limited Partnership <i>Mikyung Kim Design</i>	\$25,250.62	\$0.00	\$0.00	\$9,068.75	\$34,319.37
		<i>RSE Associates, Inc.</i>	\$16,260.00	\$2,700.00	\$11,700.00	\$2,980.00	\$33,640.00
		<i>V J Associates of New England, Inc.</i>	\$19,000.00	\$7,000.00	\$0.00	\$0.00	\$26,000.00
			\$60,510.62	\$9,700.00	\$11,700.00	\$12,048.75	\$93,959.37
BHE0501 ST 1*	4/25/2005	Goody, Clancy & Associates, Inc. <i>V J Associates of New England, Inc.</i>	\$0.00	\$1,200.00	\$0.00	\$0.00	\$1,200.00
BHE0501 ST 2*	5/5/2005	Chan Krieger & Associates/NBBJ Limited Partnership <i>Chan Architecture and Urban Design, LLC</i>	\$0.00	\$1,200.00	\$0.00	\$0.00	\$1,200.00
		<i>V J Associates of New England, Inc.</i>	\$8,500.00	\$0.00	\$0.00	\$0.00	\$8,500.00
			\$21,275.00	\$0.00	\$0.00	\$0.00	\$21,275.00
BHE1501 ST 1*	10/6/2014	Finegold Alexander Architects Inc. <i>Chan Architecture and Urban Design, LLC</i>	\$23,120.00	\$14,280.00	\$0.00	\$0.00	\$37,400.00
		<i>RSE Associates, Inc.</i>	\$0.00	\$23,486.00	\$3,000.00	\$2,000.00	\$28,486.00
		<i>V J Associates of New England, Inc.</i>	\$0.00	\$7,500.00	\$0.00	\$0.00	\$7,500.00
			\$23,120.00	\$45,266.00	\$3,000.00	\$2,000.00	\$73,386.00
BSB1206 DC 1*	12/2/2014	Goody, Clancy & Associates, Inc. <i>V J Associates of New England, Inc.</i>	\$0.00	\$6,000.00	\$6,500.00	\$0.00	\$12,500.00
		<i>VAV International, Inc.</i>	\$0.00	\$3,030.00	\$0.00	\$0.00	\$3,030.00
			\$0.00	\$9,030.00	\$6,500.00	\$0.00	\$15,530.00



Division of Capital Asset Management and Maintenance

MBE Payments for Design Projects In Fiscal Year 2016

Project #	Start Date	General Contractor MBE Firm	1st Quarter	2nd Quarter	3rd Quarter	4th Quarter	Total
BSC1301 HC 1*	5/6/2014	Perry Dean Rogers & Partners <i>Lim Consultants, Inc.</i>	\$550.00	\$0.00	\$0.00	\$0.00	\$550.00
CME0902 DC 1*	4/8/2015	HDR Architecture, PC <i>B+AC, LLC</i>	\$550.00	\$0.00	\$0.00	\$18,239.43	\$18,239.43
DCP0608 HD 2*	4/4/2007	Spalding Tougias Architects, Inc. <i>SAR Engineering, Inc</i>	\$0.00	\$7,595.00	\$0.00	\$7,760.00	\$15,355.00
DCP0708 HD 1*	7/20/2007	Livermore Edwards & Associates <i>RWM Engineering, Inc.</i>	\$0.00	\$7,595.00	\$0.00	\$7,760.00	\$15,355.00
DCP0708 HD 2*	9/30/2014	RDK Engineers, Inc. <i>B+AC, LLC</i>	\$7,200.00	\$0.00	\$0.00	\$0.00	\$7,200.00
DCP0708 HD 2*	9/30/2014	RDK Engineers, Inc. <i>B+AC, LLC</i>	\$7,200.00	\$0.00	\$0.00	\$0.00	\$7,200.00
DCP0908 HD 1*	12/18/2009	Studio G. Architects, Inc. <i>SAR Engineering, Inc</i> <i>V J Associates of New England, Inc.</i>	\$5,000.00	\$0.00	\$0.00	\$0.00	\$5,000.00
DCP0908 HD 1*	12/18/2009	Studio G. Architects, Inc. <i>SAR Engineering, Inc</i> <i>V J Associates of New England, Inc.</i>	\$24,000.00	\$1,800.00	\$18,000.00	\$0.00	\$43,800.00
DCP0908 HD 2*	2/23/2010	Ellenzweig Associates, Inc. <i>Fernandez & Associates</i> <i>Lin Associates, Inc.</i>	\$29,400.00	\$1,800.00	\$18,000.00	\$0.00	\$49,200.00
DCP0908 HD 2*	2/23/2010	Ellenzweig Associates, Inc. <i>Fernandez & Associates</i> <i>Lin Associates, Inc.</i>	\$11,622.50	\$1,921.00	\$0.00	\$0.00	\$13,543.50
DCP0908 HD 2*	2/23/2010	Ellenzweig Associates, Inc. <i>Fernandez & Associates</i> <i>Lin Associates, Inc.</i>	\$788.00	\$11,901.00	\$261.00	\$0.00	\$12,950.00
			\$12,410.50	\$13,822.00	\$261.00	\$0.00	\$26,493.50



Division of Capital Asset Management and Maintenance

MBE Payments for Design Projects In Fiscal Year 2016

Project #	Start Date	General Contractor MBE Firm	1st Quarter	2nd Quarter	3rd Quarter	4th Quarter	Total
DCP0908 HD 5*	9/26/2011	Payette Associates Inc <i>Lim Consultants, Inc.</i>	\$0.00	\$2,952.00	\$0.00	\$0.00	\$2,952.00
DCP0908 HD 6*	9/21/2012	Dietz & Company Architects, Inc. <i>Ly Consulting Engineers, Inc.</i>	\$1,260.00	\$14,473.00	\$9,200.00	\$11,519.00	\$36,452.00
DCP0908 HD 9*	4/28/2014	DiMella Shaffer Associates, Inc. <i>3iVE, LLC</i> <i>Lim Consultants, Inc.</i>	\$8,234.70	\$4,700.00	\$7,532.00	\$11,663.00	\$32,129.70
DCP0909 HD 2*	9/27/2010	Architectural Engineers, Inc. <i>Lin Associates, Inc.</i>	\$2,400.00	\$11,000.00	\$10,200.00	\$0.00	\$23,600.00
DCP0909 HD 3*	9/12/2011	Arup USA Inc. <i>Richmond So Engineering Inc.</i> <i>V J Associates of New England, Inc.</i>	\$7,723.00	\$2,000.00	\$728.00	\$0.00	\$10,451.00
DCP0909 HD 4*	3/13/2013	Richard D. Kimball Co., Inc. <i>Bryant Associates, Inc.</i> <i>CGVK Architects, Inc.</i> <i>RWM Engineering, Inc.</i>	\$20,235.00	\$5,000.00	\$15,300.00	\$0.00	\$40,535.00
			\$27,958.00	\$7,000.00	\$16,028.00	\$0.00	\$50,986.00
			\$7,380.02	\$2,280.11	\$28,647.30	\$0.00	\$38,307.43
			\$2,475.00	\$3,465.00	\$2,970.00	\$0.00	\$8,910.00
			\$9,855.02	\$5,745.11	\$76,117.30	\$0.00	\$91,717.43



Division of Capital Asset Management and Maintenance

MBE Payments for Design Projects In Fiscal Year 2016

Project #	Start Date	General Contractor MBE Firm	1st Quarter	2nd Quarter	3rd Quarter	4th Quarter	Total
DCP0910 HD 1*	11/4/2011	Simpson, Gumpertz & Heger, Inc. <i>Stull & Lee, Inc.</i>	\$25,668.14	\$0.00	\$22,087.36	\$0.00	\$47,755.50
DCP0910 HD 2*	3/13/2013	Habeeb & Associates, Inc. <i>Pristine Engineers</i> <i>Shekar & Associates</i>	\$25,668.14	\$0.00	\$22,087.36	\$0.00	\$47,755.50
DCP1213 HD 2*	2/17/2012	Kling Stubbins, LLP aka Jacobs <i>Lin Associates, Inc.</i>	\$1,800.00	\$0.00	\$1,800.00	\$1,800.00	\$5,400.00
DCP1213 HD 4*	9/5/2012	SEI Companies, Inc. - Boston <i>V J Associates of New England, Inc.</i>	\$22,000.00	\$0.00	\$4,687.50	\$4,687.50	\$31,375.00
DCP1213 HD 5*	12/18/2012	Arup USA Inc. <i>V J Associates of New England, Inc.</i>	\$23,800.00	\$0.00	\$6,487.50	\$6,487.50	\$36,775.00
DCP1359 HD 5*	2/2/2014	STV Incorporated <i>V J Associates of New England, Inc.</i>	\$3,892.00	\$0.00	\$9,608.00	\$0.00	\$13,500.00
DCP1359 HD 9*	4/2/2014	SMRT, Inc. <i>V J Associates of New England, Inc.</i>	\$3,892.00	\$0.00	\$9,608.00	\$0.00	\$13,500.00
DCP1359 HD 5*	2/2/2014	STV Incorporated <i>V J Associates of New England, Inc.</i>	\$0.00	\$26,300.00	\$0.00	\$0.00	\$26,300.00
DCP1359 HD 5*	2/2/2014	STV Incorporated <i>V J Associates of New England, Inc.</i>	\$0.00	\$26,300.00	\$0.00	\$0.00	\$26,300.00
DCP1359 HD 5*	2/2/2014	STV Incorporated <i>V J Associates of New England, Inc.</i>	\$18,750.00	\$6,075.00	\$11,250.00	\$2,000.00	\$38,075.00
DCP1359 HD 5*	2/2/2014	STV Incorporated <i>V J Associates of New England, Inc.</i>	\$18,750.00	\$6,075.00	\$11,250.00	\$2,000.00	\$38,075.00
DCP1359 HD 5*	2/2/2014	STV Incorporated <i>V J Associates of New England, Inc.</i>	\$0.00	\$0.00	\$12,000.00	\$1,500.00	\$13,500.00
DCP1359 HD 5*	2/2/2014	STV Incorporated <i>V J Associates of New England, Inc.</i>	\$0.00	\$0.00	\$12,000.00	\$1,500.00	\$13,500.00
DCP1359 HD 5*	2/2/2014	STV Incorporated <i>V J Associates of New England, Inc.</i>	\$5,500.00	\$2,000.00	\$8,500.00	\$8,600.00	\$24,600.00
DCP1359 HD 5*	2/2/2014	STV Incorporated <i>V J Associates of New England, Inc.</i>	\$5,500.00	\$2,000.00	\$8,500.00	\$8,600.00	\$24,600.00



Division of Capital Asset Management and Maintenance

MBE Payments for Design Projects In Fiscal Year 2016

Project #	Start Date	General Contractor MBE Firm	1st Quarter	2nd Quarter	3rd Quarter	4th Quarter	Total
DCPI418 HD 3*	11/5/2014	Richard D. Kimball Co., Inc. <i>Lin Associates, Inc.</i>	\$0.00	\$4,916.80	\$9,750.00	\$0.00	\$14,666.80
		<i>V J Associates of New England, Inc.</i>	\$0.00	\$0.00	\$1,500.00	\$0.00	\$1,500.00
			\$0.00	\$4,916.80	\$11,250.00	\$0.00	\$16,166.80
DMH0501 DC 1	7/20/2007	Ellenzweig Associates, Inc. <i>Horiuchi Solien Inc.</i>	\$0.00	\$2,531.00	\$1,124.89	\$3,437.50	\$7,093.39
			\$0.00	\$2,531.00	\$1,124.89	\$3,437.50	\$7,093.39
DOC1507 ST 1*	6/5/2015	SMRT, Inc. <i>Fernandez & Associates</i>	\$0.00	\$0.00	\$845.00	\$0.00	\$845.00
		<i>Ly Consulting Engineers, Inc.</i>	\$0.00	\$4,480.00	\$9,520.00	\$0.00	\$14,000.00
		<i>V J Associates of New England, Inc.</i>	\$0.00	\$0.00	\$6,700.00	\$2,050.00	\$8,750.00
			\$0.00	\$4,480.00	\$17,065.00	\$2,050.00	\$23,595.00
FRC0802 DC 1*	12/6/2011	Ellenzweig Associates, Inc. <i>Horiuchi Solien Inc.</i>	\$9,134.00	\$3,155.00	\$20,345.00	\$945.00	\$33,579.00
		<i>Lin Associates, Inc.</i>	\$2,929.63	\$19,816.00	\$30,150.00	\$4,311.00	\$57,206.63
			\$12,063.63	\$22,971.00	\$50,495.00	\$5,256.00	\$90,785.63
GCC1502 ST 1*	2/4/2015	Jones Whitsett Architects, Inc. <i>ART Engineering Corporation</i>	\$2,600.00	\$0.00	\$0.00	\$0.00	\$2,600.00
			\$2,600.00	\$0.00	\$0.00	\$0.00	\$2,600.00
HCC0801 DC 2*	4/8/2015	HKT Architects, Inc. <i>Lim Consultants, Inc.</i>	\$0.00	\$0.00	\$5,760.00	\$11,520.00	\$17,280.00
		<i>VAV International, Inc.</i>	\$0.00	\$6,362.00	\$0.00	\$23,638.00	\$30,000.00
			\$0.00	\$6,362.00	\$5,760.00	\$35,158.00	\$47,280.00



Division of Capital Asset Management and Maintenance

MBE Payments for Design Projects In Fiscal Year 2016

Project #	Start Date	General Contractor MBE Firm	1st Quarter	2nd Quarter	3rd Quarter	4th Quarter	Total
MCA0602 DC 1*	2/4/2011	Ennead Architects, LLP <i>Leslie E. Robertson Associates, RLLP</i>	\$9,640.00	\$0.00	\$0.00	\$0.00	\$9,640.00
MCC1001 DC 1*	4/2/2014	Leers, Weinzapfel Associates <i>Green International Affiliates, Inc.</i>	\$9,640.00	\$0.00	\$0.00	\$962.25	\$9,640.00
MCC1402 ST 1*	1/7/2015	ICON Architecture Inc. <i>Lim Consultants, Inc.</i> <i>V J Associates of New England, Inc.</i>	\$0.00	\$12,750.00	\$0.00	\$0.00	\$12,750.00
MWC1201 DC 1	9/5/2013	Architerra, Inc. <i>Green International Affiliates, Inc.</i> <i>Ly Consulting Engineers, Inc.</i>	\$0.00	\$12,750.00	\$10,500.00	\$0.00	\$23,250.00
NSC1102 DC 1*	6/12/2014	Shepley, Bulfinch, Richardson & Abbott <i>ART Engineering Corporation</i>	\$5,260.00	\$5,294.00	\$7,782.00	\$0.00	\$18,336.00
QCC1001 DC 1*	2/1/2013	Perry Dean Rogers & Partners <i>Richmond So Engineering Inc.</i>	\$16,400.00	\$0.00	\$0.00	\$5,230.00	\$21,630.00
			\$16,400.00	\$0.00	\$0.00	\$5,230.00	\$21,630.00
			\$2,400.00	\$0.00	\$0.00	\$0.00	\$2,400.00
			\$2,400.00	\$0.00	\$0.00	\$0.00	\$2,400.00



Division of Capital Asset Management and Maintenance

MBE Payments for Design Projects In Fiscal Year 2016

Project #	Start Date	General Contractor MBE Firm	1st Quarter	2nd Quarter	3rd Quarter	4th Quarter	Total
RCC1201 DC 1*	12/10/2013	Chan Krieger & Associates/NBBJ Limited Partnership					
		<i>ART Engineering Corporation</i>	\$0.00	\$38,250.00	\$81,750.00	\$81,750.00	\$201,750.00
		<i>Audrey O'Hagan Architects, LLC</i>	\$0.00	\$12,750.00	\$24,750.00	\$2,500.00	\$40,000.00
		<i>Crabtree McGrath Associates, Inc.</i>	\$0.00	\$0.00	\$4,125.00	\$1,875.00	\$6,000.00
		<i>Richmond So Engineering Inc.</i>	\$0.00	\$0.00	\$16,000.00	\$16,000.00	\$32,000.00
		<i>V J Associates of New England, Inc.</i>	\$7,500.00	\$0.00	\$0.00	\$19,500.00	\$27,000.00
			\$7,500.00	\$51,000.00	\$126,625.00	\$121,625.00	\$306,750.00
RCC1402 HC 1*	1/16/2015	ICON Architecture Inc.					
		<i>Lim Consultants, Inc.</i>	\$5,000.00	\$0.00	\$3,000.00	\$0.00	\$8,000.00
		<i>V J Associates of New England, Inc.</i>	\$5,000.00	\$0.00	\$5,000.00	\$0.00	\$10,000.00
			\$10,000.00	\$0.00	\$8,000.00	\$0.00	\$18,000.00
SDN1250 HC 1*	4/29/2014	SMRT, Inc.					
		<i>V J Associates of New England, Inc.</i>	\$8,500.00	\$0.00	\$0.00	\$0.00	\$8,500.00
			\$8,500.00	\$0.00	\$0.00	\$0.00	\$8,500.00
SDW1501 ST 1*	3/19/2015	STV Incorporated					
		<i>Pristine Engineers</i>	\$0.00	\$0.00	\$27,100.00	\$0.00	\$27,100.00
			\$0.00	\$0.00	\$27,100.00	\$0.00	\$27,100.00
STC1402 DC 1*	4/8/2015	Ann Beha Architects, Inc.					
		<i>RSE Associates, Inc.</i>	\$21,000.00	\$12,589.00	\$49,050.00	\$26,250.00	\$108,889.00
			\$21,000.00	\$12,589.00	\$49,050.00	\$26,250.00	\$108,889.00
TRC1209 DC 1*	4/3/2013	Perry Dean Rogers & Partners					
		<i>Lim Consultants, Inc.</i>	\$11,500.00	\$0.00	\$17,250.00	\$11,500.00	\$40,250.00
			\$11,500.00	\$0.00	\$17,250.00	\$11,500.00	\$40,250.00



Division of Capital Asset Management and Maintenance

MBE Payments for Design Projects In Fiscal Year 2016

Project #	Start Date	General Contractor MBE Firm	1st Quarter	2nd Quarter	3rd Quarter	4th Quarter	Total
TRC1212 FC 1 *	11/29/2011	DiMarinisi & Wolfe <i>Lin Associates, Inc.</i>	\$0.00	\$800.50	\$400.00	\$0.00	\$1,200.50
TRC1403 ST 1 *	4/28/2014	CGL RicciGreene Associates <i>Garcia, Galuska & DeSousa, Inc.</i>	\$0.00	\$800.50	\$400.00	\$0.00	\$1,200.50
TRC1503 ST 1 *	6/5/2015	Finegold Alexander Architects Inc. <i>ART Engineering Corporation</i> <i>RSE Associates, Inc.</i> <i>V J Associates of New England, Inc.</i>	\$0.00	\$0.00	\$3,920.00	\$980.00	\$4,900.00
UMA1201 DC 1	2/20/2014	Wilson Architects, Inc. <i>V J Associates of New England, Inc.</i>	\$18,600.00	\$12,000.00	\$0.00	\$0.00	\$30,600.00
UMB1401 ST 1 *	3/26/2014	NBBJ Limited Partnership <i>Mikyung Kim Design</i> <i>RSE Associates, Inc.</i> <i>V J Associates of New England, Inc.</i>	\$18,600.00	\$12,000.00	\$0.00	\$0.00	\$30,600.00
UMD1401 ST 1 *	8/29/2014	Design LAB Architects, Inc. <i>Garcia, Galuska & DeSousa, Inc.</i> <i>RSE Associates, Inc.</i>	\$3,572.50	\$0.00	\$3,572.50	\$0.00	\$7,145.00
			\$4,500.00	\$0.00	\$3,150.00	\$0.00	\$7,650.00
			\$8,072.50	\$0.00	\$6,722.50	\$0.00	\$14,795.00



Division of Capital Asset Management and Maintenance

MBE Payments for Design Projects In Fiscal Year 2016

Project #	Start Date	General Contractor MBE Firm	1st Quarter	2nd Quarter	3rd Quarter	4th Quarter	Total
UMD1402 ST 1*	1/7/2015	Ellenzweig Associates, Inc. <i>Fernandez & Associates</i> <i>Lin Associates, Inc.</i>	\$0.00 \$5,850.00 \$5,850.00	\$0.00 \$450.00 \$450.00	\$3,380.00 \$0.00 \$3,380.00	\$0.00 \$0.00 \$0.00	\$3,380.00 \$6,300.00 \$9,680.00
UML1203 DC 1*	4/7/2014	Cambridge Seven Associates, Inc. <i>Lim Consultants, Inc.</i> <i>Mikyung Kim Design</i>	\$11,312.50 \$0.00 \$11,312.50	\$8,662.50 \$0.00 \$8,662.50	\$24,750.00 \$0.00 \$24,750.00	\$4,950.00 \$2,250.00 \$7,200.00	\$49,675.00 \$2,250.00 \$51,925.00
WOR0801 DC 1	3/21/2013	Architectural Resources Cambridge <i>Richmond So Engineering Inc.</i>	\$7,500.00 \$7,500.00	\$0.00 \$0.00	\$0.00 \$0.00	\$0.00 \$0.00	\$7,500.00 \$7,500.00
WSC1201 DC 1*	1/29/2014	Cambridge Seven Associates, Inc. <i>Richmond So Engineering Inc.</i>	\$24,300.00 \$24,300.00	\$2,700.00 \$2,700.00	\$0.00 \$0.00	\$0.00 \$0.00	\$27,000.00 \$27,000.00
Grand Total:			\$525,635.11	\$340,609.91	\$627,966.55	\$318,066.43	\$1,812,278.00

Report No. 6

**Minority Payments Distribution in Design Projects
Fiscal Year 2016**



Division of Capital Asset Management and Maintenance

Quarterly Report for Contract Compliance
 Minority Payments Distribution In Design Projects
 Fiscal Year 2016 - First, Second, Third, Fourth Quarter

	<i>MBE Firm</i>	<i>Address</i>	<i>MBE Payments</i>	<i>%</i>
1	3iVE, LLC	334 Washington St. Somerville Ma 02143	\$17,021.00	0.94%
2	ART Engineering Corporation	76 Webster Street Worcester MA 01603	\$230,880.00	12.74%
3	Audrey O'Hagan Architects, LLC	One Gateway Center, Suite 358 Newton MA 02458	\$40,000.00	2.21%
4	B+AC, LLC	5 Middlesex Avenue, Suite 400 Somerville MA 02145	\$23,239.43	1.28%
5	Bryant Associates, Inc.	77 N. Washington St. Boston MA 02114	\$38,307.43	2.11%
6	CGVK Architects, Inc.	204A Hampshire Street Cambridge MA 02139	\$44,500.00	2.46%
7	Chan Architecture and Urban Design, LLC	16 Lincoln St Suite 2B Boston MA 02111	\$50,175.00	2.77%
8	Crabtree McGrath Associates, Inc.	161 Main Street Georgetown MA 01833	\$6,000.00	0.33%
9	Fernandez & Associates	63 Larkin Road Byfield MA 01922	\$17,768.50	0.98%
10	Garcia, Galuska & DeSousa, Inc.	370 Faunce Corner Road Dartmouth MA 02747	\$20,532.50	1.13%
11	Green International Affiliates, Inc.	407 Rear Mystic Ave. #25 Medford MA 02155	\$11,798.25	0.65%
12	Horiuchi Soliten Inc.	200 Main Street, Suite 202 Falmouth MA 02541	\$40,672.39	2.24%
13	Leslie E. Robertson Associates, RLLP	30 Broad Street, 47th Floor New York NY 10004	\$9,640.00	0.53%
14	Lim Consultants, Inc.	90 Hamilton Street Cambridge MA 02139	\$163,586.70	9.03%
15	Lin Associates, Inc.	2001 Beacon Street Brighton MA 02135	\$129,423.93	7.14%
16	Ly Consulting Engineers, Inc.	20 North Rd. Bedford MA 01730	\$57,952.00	3.20%
17	Mikyoung Kim Design	33a Harvard Street, #300 Brookline MA 02445	\$68,569.37	3.78%
18	Pristine Engineers	543 New State Highway Suite #5 Raynham Ma 02767	\$32,500.00	1.79%
19	Richmond So Engineering Inc.	741 Mt Auburn Street Watertown MA 02472	\$79,351.00	4.38%
20	RSE Associates, Inc.	63 Pleasant Street, Suite 200 Watertown MA 02472	\$197,225.00	10.88%
21	RWM Engineering, Inc.	1220 Adams Street, Suite 316 Boston MA 02124	\$16,110.00	0.89%
22	SAR Engineering, Inc	10 Granite Street Quincy MA 02169	\$59,155.00	3.26%
23	Shekar & Associates	775 Pleasant Street, #14 East Weymouth MA 02189	\$31,375.00	1.73%
24	Stull & Lee, Inc.	38 Chauncy Street Suite 1100 Boston MA 02111	\$47,755.50	2.64%
25	V J Associates of New England, Inc.	992 Great Plain Avenue, Suite 27 Needham MA 02492	\$345,710.00	19.08%
26	VAV International, Inc.	400 W. Cummings Park, Suite 4700 Woburn MA 01801	\$33,030.00	1.82%
Total:			\$1,812,278.00	100.00%

Report No. 7

**WBE Payments for Design Projects
In Fiscal Year 2016**



Division of Capital Asset Management and Maintenance

WBE Payments for Design Projects In Fiscal Year 2016

Project #	Start Date	General Contractor WBE Firm	1st Quarter	2nd Quarter	3rd Quarter	4th Quarter	Total
BCC1301 DC 1*	9/5/2014	NBBJ Limited Partnership <i>Nitsch Engineering, Inc.</i>	\$19,250.00	\$17,075.00	\$3,000.00	\$1,900.00	\$41,225.00
BHE0501 ST 2*	5/5/2005	Chan Krieger & Associates/NBBJ Limited Partnership <i>Nitsch Engineering, Inc.</i>	\$19,250.00	\$17,075.00	\$3,000.00	\$1,900.00	\$41,225.00
BHE1501 ST 1*	10/6/2014	Finegold Alexander Architects Inc. <i>Copley Wolff Design Group, Inc.</i> <i>Nitsch Engineering, Inc.</i> <i>Preservation Technology Associates, Inc.</i>	\$9,085.00	\$0.00	\$0.00	\$0.00	\$9,085.00
BSB1206 DC 1*	12/2/2014	Goody, Clancy & Associates, Inc. <i>Brown Richardson & Rowe</i> <i>Nitsch Engineering, Inc.</i>	\$2,658.00	\$20,439.00	\$0.00	\$0.00	\$23,097.00
BSC1301 HC 1*	5/6/2014	Perry Dean Rogers & Partners <i>Nitsch Engineering, Inc.</i>	\$0.00	\$5,057.64	\$0.00	\$0.00	\$5,057.64
CME0902 DC 1*	4/8/2015	HDR Architecture, PC <i>CDW Consultants, Inc.</i> <i>Shadley Associates, PC.</i>	\$0.00	\$1,260.00	\$0.00	\$0.00	\$1,260.00
			\$0.00	\$1,260.00	\$0.00	\$0.00	\$1,260.00
			\$0.00	\$13,877.64	\$0.00	\$0.00	\$13,877.64
			\$925.00	\$0.00	\$0.00	\$0.00	\$925.00
			\$925.00	\$0.00	\$0.00	\$0.00	\$925.00
			\$0.00	\$0.00	\$0.00	\$18,070.00	\$18,070.00
			\$0.00	\$1,260.00	\$0.00	\$0.00	\$1,260.00
			\$0.00	\$1,260.00	\$0.00	\$18,070.00	\$19,330.00



Division of Capital Asset Management and Maintenance

WBE Payments for Design Projects In Fiscal Year 2016

Project #	Start Date	General Contractor WBE Firm	1st Quarter	2nd Quarter	3rd Quarter	4th Quarter	Total
DCP0708 HD 1*	7/20/2007	Livermore Edwards & Associates <i>Architectural Engineers, Inc.</i>	\$18,636.00	\$0.00	\$34,781.00	\$0.00	\$53,417.00
DCP0908 HD 1*	12/18/2009	Studio G. Architects, Inc. <i>Nitsch Engineering, Inc.</i>	\$18,636.00	\$0.00	\$34,781.00	\$0.00	\$53,417.00
DCP0908 HD 2*	2/23/2010	Ellenzweig Associates, Inc. <i>Nitsch Engineering, Inc.</i>	\$5,000.00	\$2,400.00	\$0.00	\$0.00	\$7,400.00
DCP0908 HD 3*	3/18/2010	Domenech Hicks & Krockmalnic Inc <i>PDA/Planning Development Applications</i>	\$5,000.00	\$2,400.00	\$0.00	\$0.00	\$7,400.00
DCP0908 HD 9*	4/28/2014	DiMella Shaffer Associates, Inc. <i>Geotechnical Partnership, Inc.</i>	\$1,825.00	\$3,000.00	\$0.00	\$2,174.80	\$6,999.80
DCP0909 HD 3*	9/12/2011	Arup USA Inc. <i>ICON Architecture Inc.</i>	\$1,825.00	\$3,000.00	\$0.00	\$2,174.80	\$6,999.80
DCP0909 HD 4*	3/13/2013	Richard D. Kimball Co., Inc. <i>Audrey O'Hagan Architects, LLP</i> <i>Keville Enterprises, Inc.</i>	\$5,260.00	\$0.00	\$0.00	\$0.00	\$5,260.00
			\$18,076.00	\$876.00	\$2,386.00	\$2,962.00	\$24,300.00
			\$23,336.00	\$876.00	\$2,386.00	\$2,962.00	\$29,560.00
			\$2,500.00	\$5,013.00	\$19,833.00	\$1,773.00	\$29,119.00
			\$2,500.00	\$5,013.00	\$19,833.00	\$1,773.00	\$29,119.00
			\$9,856.00	\$0.00	\$10,780.00	\$924.00	\$21,560.00
			\$0.00	\$0.00	\$12,000.00	\$7,200.00	\$19,200.00
			\$9,856.00	\$0.00	\$22,780.00	\$8,124.00	\$40,760.00



Division of Capital Asset Management and Maintenance

WBE Payments for Design Projects In Fiscal Year 2016

Project #	Start Date	General Contractor WBE Firm	1st Quarter	2nd Quarter	3rd Quarter	4th Quarter	Total
DCP0910 HD 1*	11/4/2011	Simpson, Gumpertz & Heger, Inc. <i>Copley Wolff Design Group, Inc.</i>	\$0.00	\$0.00	\$9,948.25	\$9,807.00	\$19,755.25
		<i>Judith Nitsch Engineering, Inc.</i>	\$7,541.50	\$17,429.44	\$1,840.00	\$0.00	\$26,810.94
		<i>Keville Enterprises, Inc.</i>	\$3,774.00	\$14,400.00	\$15,750.00	\$0.00	\$33,924.00
			\$11,315.50	\$31,829.44	\$27,538.25	\$9,807.00	\$80,490.19
DCP1213 HD 2*	2/17/2012	Kling Stubbins, LLP aka Jacobs <i>Keville Enterprises, Inc.</i>	\$1,500.00	\$0.00	\$4,800.00	\$0.00	\$6,300.00
		<i>Nitsch Engineering, Inc.</i>	\$420.00	\$0.00	\$46.00	\$0.00	\$466.00
			\$1,920.00	\$0.00	\$4,846.00	\$0.00	\$6,766.00
DCP1213 HD 5*	12/18/2012	Arup USA Inc. <i>ICON Architecture Inc.</i>	\$32,340.00	\$0.00	\$0.00	\$0.00	\$32,340.00
			\$32,340.00	\$0.00	\$0.00	\$0.00	\$32,340.00
DCP1418 HD 3*	11/5/2014	Richard D. Kimball Co., Inc. <i>Nitsch Engineering, Inc.</i>	\$0.00	\$7,155.00	\$14,905.00	\$0.00	\$22,060.00
		<i>Taylor & Burns, Inc. Architects</i>	\$0.00	\$5,520.00	\$0.00	\$0.00	\$5,520.00
			\$0.00	\$12,675.00	\$14,905.00	\$0.00	\$27,580.00
DCP1529 HD 1*	8/6/2015	Clough Harbour & Associates, Inc. <i>Geologic Earth Exploration</i>	\$0.00	\$0.00	\$0.00	\$2,638.00	\$2,638.00
			\$0.00	\$0.00	\$0.00	\$2,638.00	\$2,638.00
DMH0501 DC 1	7/20/2007	Ellenzweig Associates, Inc. <i>Nitsch Engineering, Inc.</i>	\$800.00	\$1,200.00	\$3,765.53	\$585.00	\$6,350.53
			\$800.00	\$1,200.00	\$3,765.53	\$585.00	\$6,350.53



Division of Capital Asset Management and Maintenance

WBE Payments for Design Projects In Fiscal Year 2016

Project #	Start Date	General Contractor WBE Firm	1st Quarter	2nd Quarter	3rd Quarter	4th Quarter	Total
DOC1507 ST 1*	6/5/2015	SMRT, Inc. <i>Nitsch Engineering, Inc.</i>	\$0.00	\$4,000.00	\$1,960.00	\$0.00	\$5,960.00
FRC0802 DC 1*	12/6/2011	Ellenzweig Associates, Inc. <i>Architectural Engineers, Inc.</i>	\$0.00	\$26,971.04	\$6,969.00	\$1,993.88	\$35,933.92
HCC0801 DC 2*	4/8/2015	HKT Architects, Inc. <i>Keville Enterprises, Inc.</i>	\$3,239.55	\$2,900.00	\$14,298.04	\$378.04	\$20,815.63
MCA0602 DC 1*	2/4/2011	Ennead Architects, LLP <i>Ground, Inc.</i>	\$3,239.55	\$29,871.04	\$21,267.04	\$2,371.92	\$56,749.55
MCC1402 ST 1*	1/7/2015	ICON Architecture Inc. <i>Nitsch Engineering, Inc.</i>	\$0.00	\$0.00	\$0.00	\$0.00	\$4,950.00
NSC1102 DC 1*	6/12/2014	Shepley, Bulfinch, Richardson & Abbott <i>Judith Nitsch Engineering, Inc.</i>	\$3,000.00	\$0.00	\$0.00	\$0.00	\$3,000.00
POL1303 ST 1*	6/19/2014	Finegold Alexander Architects Inc. <i>Copley Wolff Design Group, Inc.</i>	\$3,000.00	\$0.00	\$0.00	\$0.00	\$4,950.00
		<i>Towers Golde, LLC</i>	\$27,500.00	\$0.00	\$0.00	\$0.00	\$27,500.00
			\$30,800.00	\$0.00	\$2,200.00	\$0.00	\$33,000.00
			\$6,625.00	\$1,325.00	\$0.00	\$3,500.00	\$11,450.00
			\$12,000.00	\$6,300.00	\$3,212.50	\$1,200.00	\$22,712.50
			\$18,625.00	\$7,625.00	\$3,212.50	\$4,700.00	\$34,162.50
			\$417.00	\$0.00	\$0.00	\$0.00	\$417.00
			\$417.00	\$0.00	\$0.00	\$0.00	\$417.00



Division of Capital Asset Management and Maintenance

WBE Payments for Design Projects In Fiscal Year 2016

Project #	Start Date	General Contractor WBE Firm	1st Quarter	2nd Quarter	3rd Quarter	4th Quarter	Total
QCC1001 DC 1*	2/1/2013	Perry Dean Rogers & Partners <i>Nitsch Engineering, Inc.</i>	\$1,100.00	\$0.00	\$0.00	\$0.00	\$1,100.00
RCC1201 DC 1*	12/10/2013	Chan Krieger & Associates/NBBJ Limited Partnership <i>Mikyoung Kim Design</i> <i>Nitsch Engineering, Inc.</i>	\$1,100.00 \$0.00 \$36,000.00	\$0.00 \$16,500.00 \$4,500.00	\$0.00 \$0.00 \$2,625.00	\$0.00 \$27,500.00 \$13,750.00	\$1,100.00 \$44,000.00 \$56,875.00
STC1402 DC 1*	4/8/2015	Ann Beha Architects, Inc. <i>Nitsch Engineering, Inc.</i>	\$36,000.00	\$21,000.00	\$2,625.00	\$41,250.00	\$100,875.00
TRC1209 DC 1*	4/3/2013	Perry Dean Rogers & Partners <i>Nitsch Engineering, Inc.</i>	\$6,300.00	\$12,350.00	\$4,550.00	\$2,200.00	\$25,400.00
TRC1503 ST 1*	6/5/2015	Finegold Alexander Architects Inc. <i>Stefura Associates, Inc.</i>	\$6,300.00	\$12,350.00	\$4,550.00	\$2,200.00	\$25,400.00
UMA0801 DC 1	1/25/2011	Stantec Architecture, Inc. <i>Nitsch Engineering, Inc.</i>	\$0.00	\$5,175.00	\$0.00	\$1,150.00	\$6,325.00
			\$0.00	\$5,175.00	\$0.00	\$1,150.00	\$6,325.00
			\$0.00	\$7,500.00	\$10,000.00	\$0.00	\$17,500.00
			\$0.00	\$7,500.00	\$10,000.00	\$0.00	\$17,500.00
			\$0.00	\$4,025.00	\$515.00	\$0.00	\$4,540.00
			\$0.00	\$4,025.00	\$515.00	\$0.00	\$4,540.00



Division of Capital Asset Management and Maintenance

WBE Payments for Design Projects In Fiscal Year 2016

Project #	Start Date	General Contractor WBE Firm	1st Quarter	2nd Quarter	3rd Quarter	4th Quarter	Total
UMA1201 DC 1	2/20/2014	Wilson Architects, Inc. <i>Horton Lees Brogden Lighting Design, Inc.</i>	\$28,000.00	\$0.00	\$0.00	\$4,100.00	\$32,100.00
		<i>MoharDesign, LLC</i>	\$16,319.25	\$1,257.00	\$0.00	\$1,000.00	\$18,576.25
		<i>Nitsch Engineering, Inc.</i>	\$60,570.40	\$5,512.10	\$3,283.00	\$17,365.00	\$86,730.50
		<i>Towers Golde, LLC</i>	\$6,207.75	\$4,575.00	\$10,371.00	\$3,065.26	\$24,219.01
			\$111,097.40	\$11,344.10	\$13,654.00	\$25,530.26	\$161,625.76
UMA1402 ST 1*	8/19/2014	Perkins + Will <i>Dietz & Company Architects, Inc.</i>	\$0.00	\$5,400.00	\$0.00	\$0.00	\$5,400.00
			\$0.00	\$5,400.00	\$0.00	\$0.00	\$5,400.00
UMB1401 ST 1*	3/26/2014	NBBJ Limited Partnership <i>Nitsch Engineering, Inc.</i>	\$1,020.00	\$120.00	\$2,450.00	\$0.00	\$3,590.00
			\$1,020.00	\$120.00	\$2,450.00	\$0.00	\$3,590.00
UMD1401 ST 1*	8/29/2014	Design LAB Architects, Inc. <i>Architectural Engineers, Inc.</i>	\$17,500.00	\$0.00	\$5,000.00	\$0.00	\$22,500.00
		<i>Nitsch Engineering, Inc.</i>	\$2,250.00	\$0.00	\$750.00	\$0.00	\$3,000.00
			\$19,750.00	\$0.00	\$5,750.00	\$0.00	\$25,500.00
UML1203 DC 1*	4/7/2014	Cambridge Seven Associates, Inc. <i>Andelman & Lelek</i>	\$6,150.00	\$0.00	\$0.00	\$4,800.00	\$10,950.00
		<i>Nitsch Engineering, Inc.</i>	\$5,750.00	\$2,300.00	\$2,300.00	\$3,450.00	\$13,800.00
			\$11,900.00	\$2,300.00	\$2,300.00	\$8,250.00	\$24,750.00
UML1401 ST 1*	7/10/2014	Perkins + Will <i>Nitsch Engineering, Inc.</i>	\$4,200.00	\$300.00	\$0.00	\$0.00	\$4,500.00
			\$4,200.00	\$300.00	\$0.00	\$0.00	\$4,500.00



Division of Capital Asset Management and Maintenance

WBE Payments for Design Projects In Fiscal Year 2016

Project #	Start Date	General Contractor	WBE Firm	1st Quarter	2nd Quarter	3rd Quarter	4th Quarter	Total
WOR0801 DC 1	3/21/2013	Architectural Resources Cambridge	Nitsch Engineering, Inc.	\$1,888.00	\$1,175.00	\$700.00	\$350.00	\$4,113.00
WSC1201 DC 1*	1/29/2014	Cambridge Seven Associates, Inc.	Nitsch Engineering, Inc.	\$1,888.00	\$1,175.00	\$700.00	\$350.00	\$4,113.00
			Shadley Associates, PC.	\$5,845.50	\$3,247.50	\$649.50	\$649.50	\$10,392.00
				\$0.00	\$6,053.73	\$5,316.85	\$3,189.20	\$14,559.78
Grand Total:				\$5,845.50	\$9,301.23	\$5,966.35	\$3,838.70	\$24,951.78
				\$395,153.95	\$231,481.45	\$210,984.67	\$142,624.68	\$980,244.75

Report No. 8

Woman Payments Distribution in Design Projects Fiscal Year 2016



Division of Capital Asset Management and Maintenance

Quarterly Report for Contract Compliance
 Women Payments Distribution In Design Projects
 Fiscal Year 2016 - First, Second, Third, Fourth Quarter

	<i>WBE Firm</i>	<i>Address</i>	<i>WBE Payments</i>	<i>%</i>
1	Andelman & Lelek	1408 Providence Highway Norwood MA 02062	\$10,950.00	1.12%
2	Architectural Engineers, Inc.	38 Chauncy Street Boston MA 02111	\$111,850.92	11.41%
3	Audrey O'Hagan Architects, LLP	One Gateway Center, Suite 358 Newton MA 02458	\$21,560.00	2.20%
4	Brown Richardson & Rowe	3 Post Office Square Boston MA 02210	\$5,057.64	0.52%
5	CDW Consultants, Inc.	111 Speen Street Suite 119 Framingham MA 01701	\$18,070.00	1.84%
6	Copley Wolff Design Group, Inc.	160 Boylston Street, 4th Floor Boston MA 02116	\$22,769.25	2.32%
7	Dietz & Company Architects, Inc.	17 Hampden St 3rd floor Springfield MA 01103	\$5,400.00	0.55%
8	Geologic Earth Exploration	35 Commercial Drive Wrentham MA 02093	\$2,638.00	0.27%
9	Geotechnical Partnership, Inc.	45 New Ocean St. Suite A Swampscott MA 01970	\$5,260.00	0.54%
10	Ground, Inc.	6 Carlton Street Somerville MA 02143	\$3,000.00	0.31%
11	Horton Lees Brogden Lighting Design, Inc.	233 Lewis Wharf Boston MA 02110	\$32,100.00	3.27%
12	ICON Architecture Inc.	38 Chauncy Street Boston MA 02111	\$61,459.00	6.27%
13	Judith Nitsch Engineering, Inc.	186 Lincoln Street Suite 200 Boston MA 02111-2403	\$38,260.94	3.90%
14	Keville Enterprises, Inc.	475 School Street Suite 11 Marshfield MA 02050	\$64,374.00	6.57%
15	Mikyoung Kim Design	33a Harvard Street, #300 Brookline MA 02445	\$44,000.00	4.49%
16	MoharDesign, LLC	1310 Broadway, Suite 101 Somerville MA 02144	\$18,576.25	1.90%
17	Nitsch Engineering, Inc.	2 Center Plaza Suite 340 Boston MA 02108	\$388,447.66	39.63%
18	PDA/Planning Development Applications	96 Evergreen Way Belmont MA 02478	\$6,999.80	0.71%
19	Preservation Technology Associates, Inc.	285 Reservoir Road Chestnut Hill MA 02467	\$6,200.00	0.63%
20	Rickes Associates, Inc.	One Westinghouse Plaza Suite 304 Boston MA 02136	\$27,500.00	2.81%
21	Shadley Associates, PC.	22 Normandy Road Lexington MA 02121	\$15,819.78	1.61%
22	Stefura Associates, Inc.	77 North Washington Street Boston MA 02114	\$17,500.00	1.79%
23	Taylor & Burns, Inc. Architects	58 Winter Street Boston MA 02108	\$5,520.00	0.56%
24	Towers Golde, LLC	85 Willow Street New Haven CT 06511	\$46,931.51	4.79%
Total:			\$980,244.75	100.00%

Report No. 9

2016 MBE and WBE PMT Summary (Including Payments to Primes) - Design/Construction

Access and Opportunity/Compliance Performance Worksheet for FY16

DCAMM DESIGN AND CONSTRUCTION PAYMENTS DATA FOR FY 2016

FY2016

GOAL

	Payments to MBE/WBE Subs FY16	Payments to MBE/WBE Primes	WBE/WBE SDO PRIMS Rec'd FROM MBE/WBE Primes	Net MBE/WBE Prime Payments	Total Payments to MBE/WBEs	Total Payments to All Firms	Total Ratio MBE/WBE to Total Design and Contractor Payments
Construction							
MBE	\$ 26,971,930	\$ 4,202,482	\$ 20,703	\$ 4,181,779	\$ 31,153,709		7.9%
WBE	\$ 20,547,848	\$ 3,621,136	\$ 133,876	\$ 3,487,260	\$ 24,035,108		6.1%
TOTAL MBE/WBE	\$ 47,519,778	\$ 7,823,618	\$ 154,579	\$ 7,669,039	\$ 55,188,817		14.0%
All Firms Total (including Majority)						\$ 395,054,554	
Design							
MBE	\$ 1,812,278	\$ 785,793	\$ 272,272	\$ 513,521	\$ 2,325,799		6.2%
WBE	\$ 980,244	\$ 8,250,634	\$ 114,162	\$ 8,136,472	\$ 9,116,716		24.3%
TOTAL MBE/WBE	\$ 2,792,522	\$ 9,036,427	\$ 386,434	\$ 8,649,993	\$ 11,442,515		30.4%
All Firms Total (including Majority)						\$ 37,590,002	17.90%

Note: figures do not include approximately \$500,000 paid to one SDVOBE prime (\$484,000) and one WBE subcontractor (\$16,000). Data source include MMARS data payments made July 1, 2015 - June 30, 2016 and DCAMM's MBE/WBE Compliance Tracking Database To avoid duplicate counting, payments have been split between MBE and WBE categories for firms certified as both by SDO

FY 2016 PAYMENT DATA - MBE/WBE PRIMES

FY16 Total Payments ⁽¹⁾

	Prime Contractor Name	FY16 Total Payments ⁽¹⁾		
		MBE	WBE	TOTAL
DESIGN	ANN BEHA ARCHITECTS INC		\$1,718,035	
	ARCHITECTURAL ENGINEERS INC		\$475,903	
	ARCHITERRA INC		\$762,310	
	DOMENECH HICKS & KROCKMALNIC	\$546,769		
	GOLDMAN REINDORF ARCHITECTSINC		\$125,432	
	ICON ARCHITECTUREINC		\$881,270	
	LEERS WEINZAPFEL ASSOCS INC		\$1,409,161	
	LUNA DESIGN GROUP	\$11,912		
	MARGO JONES ARCHITECTS INC		\$141,951	
	NITSCH ENGINEERING INC		\$17,750	
	PERRY DEAN ROGERS & PARTNERS		\$980,440	
	PRISM CONSULTING INC		\$2,272	
	RWM ENGINEERING INC	\$8,900		
	SHEPLEY BULFINCH RICHARDSON		\$384,962	
	SPALDING TOUGIAS ARCHITECTS		\$60,933	
	STRATEGIC ENTERPRISE TECH INC	\$6,484		
	STUDIO G ARCHITECTS INC		\$1,290,215	
VAV INTERNATIONAL INC	\$211,728			
DESIGN PRIME MBE/WBE TOTAL		\$785,793	\$8,250,634	\$9,036,426
CONSTRUCTION	ADAMS PLUMBING & HEATING, INC.		\$2,106,270	
	ANDELMAN AND LELEK ENGINEERING, INC.		\$6,564	
	BESTPRO CLEANING LLC ⁽²⁾	\$2,900	\$2,900	
	BIERMANN ELECTRICAL &		\$495	
	CDW CONSULTANTS INC ⁽²⁾	\$9,117	\$9,117	
	CHARTER ENVIRONMENTAL INC	\$1,142,327		
	CORPORATE MECHANICAL INC		\$61,642	
	DAGLE ELECTRICAL CONSTR CORP		\$289,058	
	DELUCCA FENCE COMPANY INC		\$411,812	
	EASTERN BAG & PAPER CO INC		\$21,779	
	EASTERN GENERAL CONTRS INC	\$2,549,453		
	ENFIELD ENTERPRISES INC	\$180,502		
	FOLAN WATERPROOFING		\$268,100	
	FS ENGINEERS INC	\$7,140		
	GENERAL AIR CONDITIONING	\$47,357		
	GILBERT & BECKER CO INC		\$5,222	
	GRANITE CITY ELECTRIC SUPP CO		\$129	
	H&S ENVIRONMENTAL INC		\$3,764	
	HFSE INC		\$6,842	
	J & J CONTRACTORS INC	\$217,534		
	KEVILLE ENTERPRISES INC		\$83,270	
	KITTRIDGE EQUIPMENT CO INC		\$5,155	
	LANE PRINTING CO INC		\$3,397	
	LIM CONSULTANTS INC ⁽²⁾	\$2,500	\$2,500	
	MINI WAREHOUSING INC	\$9,600		
	NEW BEDFORD FLOOR	\$25,369		
	NORFOLK POWER EQUIPMENT INC		\$10,323	
	PERRY DEAN ROGERS & PARTNERS		\$47,583	
	PRISM CONSULTING INC		\$21,672	
	RAMCO SURVEY STAKES INC		\$145,007	
	SAK ENVIRONMENTAL LLC		\$18,166	
	SIGN DESIGN INC		\$2,310	
	SOUTH SHORE GENERATOR		\$425	
THE GARDEN CONTINUUM, INC.		\$37,826		
TITAN ROOFING INC	\$8,683			
UNITED ELEVATOR COMPANY, INC.		\$49,599		
WESCOR PARKING CONTROLS INC		\$210		
CONSTRUCTION PRIME MBE/WBE TOTAL ⁽³⁾		\$4,202,482	\$3,621,136	\$7,823,619
COMBINED TOTAL MBE/WBE DESIGN AND CONSTRUCTION		\$4,988,275	\$11,871,770	\$16,860,045

Source: Data extracted from MMARS statewide accounting system, January 2017 using design and construction-related object codes

(1) Any payments identified from the primes to other MBEs or WBEs will be deducted from final annual program calculations ("Net Prime Payments").

(2) Payment amounts have been split between MBE and WBE categories for firms that are SDO listed as both MBE and WBE.

(3) An additional \$484,000 was paid to one SDVBOE firm (for construction) that is not included in these totals.

Report No. 10

Construction Project Awards – Fiscal Year 2016



Division of Capital Asset Management and Maintenance

Quarterly Report for Contract Compliance
Construction Project Awards
Fiscal Year 2016 - First, Second, Third, Fourth Quarter

Project No	Project Name	Date	Award	MBE Award	%	WBE Award	%
AEP1506E UT 1	AEP-New Equipment/Systems	11/19/2015	\$333,114.00	\$0.00	0.00%	\$2,077.00	0.62%
AEP1601E UT 1	AEP Utility Contract for Various Sites	8/19/2015	\$500,000.00	\$0.00	0.00%	\$19,831.00	3.97%
BSB1206 DC 1	State House Gardner Auditorium Renovation	6/30/2016	\$1,165,457.00	\$85,287.00	7.32%	\$115,957.00	9.95%
BSB1402E EC 1	State House Comprehensive Energy and Water Upgrades	10/16/2015	\$24,346,852.00	\$250,440.00	1.03%	\$2,087,145.00	8.57%
BSB1405 HC 1	State House Upgrade & Replacement of Elevators	1/25/2016	\$10,299,000.00	\$468,000.00	4.54%	\$431,350.00	4.19%
BSD1401E EC 1	Bristol County Sheriff's Office Facilities-Energy and Water Upgrades	2/10/2016	\$9,919,653.00	\$783,622.00	7.90%	\$265,000.00	2.67%
CCC1201 HC 1	Cape Cod Community College	4/13/2016	\$1,909,978.00	\$0.00	0.00%	\$315,000.00	16.49%
DCP1229 FC 2	Deferred Maintenance & Code Deficiencies	2/22/2016	\$4,038,146.00	\$94,000.00	2.33%	\$339,600.00	8.41%
DCP1353 FC 1	McCormack State Office Garage Drainage Repairs	11/19/2015	\$3,823,000.00	\$0.00	0.00%	\$0.00	0.00%
DCP1426 FC 1	McCormack Building -Bowdoin Street Site Repairs McCormack Bldg-Bowdoin Street Site Repairs	7/27/2015	\$653,000.00	\$36,079.00	5.53%	\$71,218.75	10.91%
DCP1431 HC 1	Building Envelope Repairs, MITC - Phase II	12/19/2015	\$730,750.00	\$5,000.00	0.68%	\$73,000.00	9.99%
DCP1653 EM 1	Springfield RMV-Emergency Roof Repairs	5/23/2016	\$161,950.00	\$0.00	0.00%	\$0.00	0.00%
DCRWALDCTR DC 1	Walden Pond Visitor Center Replacement	7/17/2015	\$4,906,184.00	\$184,900.00	3.77%	\$727,746.00	14.83%
DDS1402 HC 1	Templeton Development Center Waite Lodge Annex Demolition	8/11/2015	\$95,845.00	\$1,565.00	1.63%	\$8,410.00	8.77%
DDS1405 HC 2	Fernald Development Center - Utility Cut & Cap	10/2/2015	\$235,000.00	\$0.00	0.00%	\$235,000.00	00.00%
DDS1502 HC 2	Templeton Development Ctr - Demolition of Sewage Treatment Plant	8/10/2015	\$357,000.00	\$40,850.00	11.44%	\$5,170.00	1.45%
DEP0501 DC 2	Wall Experiment Station-Renovate Façade and Former Entrance	8/4/2015	\$198,000.00	\$0.00	0.00%	\$198,000.00	00.00%
DMH1502 HC 1	Taunton State Hospital Howland Building and Garage Demolition	9/1/2015	\$760,080.00	\$31,820.00	4.19%	\$13,643.75	1.80%
DMH1602 HC 1	Secure Women's Addiction Treatment Unit, Taunton State Hospital	10/30/2015	\$297,000.00	\$0.00	0.00%	\$0.00	0.00%
DMH1602 HC 2	Secure Women's Addiction Treatment Unit in Chambers - Taunton State Hospital	11/6/2015	\$11,265,504.00	\$233,553.00	2.07%	\$202,314.00	1.80%
DPH1202 HC 1	Secure Women's Treatment Unit in Chambers - Taunton State Hospital Tewksbury State Hospital - Saunders Building Generator Expansion	8/16/2015	\$2,264,000.00	\$294,000.00	12.99%	\$0.00	0.00%



Division of Capital Asset Management and Maintenance

Quarterly Report for Contract Compliance
 Construction Project Awards
 Fiscal Year 2016 - First, Second, Third, Fourth Quarter

Project No	Project Name	Date	Award	MBE Award	%	WBE Award	%
DPH1204 HC 1	Elevator Upgrades Hinton Lab Tower	12/22/2015	\$2,185,000.00	\$76,000.00	3.48%	\$56,500.00	2.59%
DPH1350E EC 1	Comprehensive Energy Upgrades at the Massachusetts State Laboratory	8/4/2015	\$13,274,508.00	\$1,929,620.00	14.54%	\$202,500.00	1.53%
DYS1201 HC 2	Emergency Generator Replacement - DYS	11/10/2015	\$431,800.00	\$30,000.00	6.95%	\$17,890.00	4.14%
DYS1201 HC 3	Emergency Generator Replacement - DYS	10/21/2015	\$556,530.41	\$20,400.00	3.67%	\$54,382.50	9.77%
DYS1302E EC 1	Central Youth Services Center-Comprehensive Energy Upgrades	9/4/2015	\$3,592,901.00	\$400.00	0.01%	\$400,000.00	11.13%
DYS1505 HC 1	DYS Westborough - New Parking Lot	5/22/2016	\$357,000.00	\$58,000.00	16.25%	\$3,500.00	0.98%
FMI506 OM 1	Fire Alarm - Fire Protection Maintenance Services-Boston-Central Region	2/10/2016	\$354,708.00	\$0.00	0.00%	\$0.00	0.00%
HCC0801 DC 2	Holyoke Community College - Renovations to Campus Center	6/9/2016	\$30,500,000.00	\$0.00	0.00%	\$0.00	0.00%
HCC1301E EC 1	Holyoke Community College Energy Conservation Measures	1/1/2016	\$5,146,353.00	\$0.00	0.00%	\$600,000.00	11.66%
HSD1501 FC 1	New Wastewater Grinding Station-Hampshire Jail and HOC	2/5/2016	\$733,000.00	\$31,000.00	4.23%	\$119,933.00	16.36%
IFM1506 OM 1	Fire Alarm Fire Protection Maintenance Boston Central Region	2/10/2016	\$354,708.00	\$0.00	0.00%	\$13,600.00	3.83%
IFM1507 OM 1	Fire Alarm Protection Maintenance - Boston Northeast and Southeast Region	2/10/2016	\$1,003,708.00	\$0.00	0.00%	\$28,550.00	2.84%
IFM1601 OM 2	Job Order Contract - JOC	6/27/2016	\$1,000,000.00	\$0.00	0.00%	\$0.00	0.00%
MCA1401 HC 1	Massachusetts College of Art Switchgear Replacement	1/8/2016	\$2,484,747.00	\$2,040.00	0.08%	\$2,482,707.00	99.92%
MCA1402 HC 1	MCA Tower Building Replace Fire Alarm/Fire Pump	9/16/2015	\$1,672,943.34	\$20,000.00	1.20%	\$75,950.00	4.54%
NEC1401 HC 1	Spurk Building Renovations Northern Essex Community College	5/17/2016	\$12,374,368.00	\$615,000.00	4.97%	\$652,168.00	5.27%
NSC1501 FC 1	NSSC Berry Building Sprinkler Replacement	7/14/2015	\$384,000.00	\$1,500.00	0.39%	\$1,500.00	0.39%
POL1511 FC 1	MSP Academy Building F - HVAC Heating Boiler Replacement (EMERGENCY)	7/17/2015	\$1,563,799.00	\$0.00	0.00%	\$170,000.00	10.87%
RCC1201 DC 1	Roxbury Community College - Major Campus Renovations	1/11/2016	\$31,531,000.00	\$0.00	0.00%	\$650,157.00	2.06%
RCC1301 EC 1	Roxbury Community College - Energy and Water Upgrades	4/27/2016	\$20,740,456.00	\$1,706,927.00	8.23%	\$752,475.00	3.63%
RCC1503 FC 1	Roxbury Community College-Elevator Modernation	3/9/2016	\$1,817,000.00	\$69,000.00	3.80%	\$24,700.00	1.36%
SDM1403 HC 1	Accessibility Compliance - Middlesex House Of Correction	2/24/2016	\$379,617.00	\$41,500.00	10.93%	\$6,214.00	1.64%



Division of Capital Asset Management and Maintenance

Quarterly Report for Contract Compliance
 Construction Project Awards
 Fiscal Year 2016 - First, Second, Third, Fourth Quarter

<i>Project No</i>	<i>Project Name</i>	<i>Date</i>	<i>Award</i>	<i>MBE Award</i>	<i>%</i>	<i>WBE Award</i>	<i>%</i>
SECI301 HC I	State Archive Building HVAC Upgrade	10/1/2015	\$689,000.00	\$16,000.00	2.32%	\$20,000.00	2.90%
STCI401 HC I	Springfield Tech Community College - 2nd Floor Renovation, DPS Relocation	10/22/2015	\$1,151,000.00	\$0.00	0.00%	\$163,670.00	14.22%
STCI402 DC I	Construction Management Services Springfield Technical Community College Renovations to Building 19	12/11/2015	\$38,870,000.00	\$209,600.00	0.54%	\$3,912,961.00	10.07%
TRC0105 DC I	Construction Management Services New Lowell Trial Court	9/16/2015	\$140,327,000.00	\$0.00	0.00%	\$0.00	0.00%
VET1501 HC I	Massachusetts Veterans' Memorial Cemetery - Phase 3 Expansion	10/7/2015	\$1,656,313.00	\$175,000.00	10.57%	\$0.00	0.00%
Totals:			\$393,390,972.75	\$7,511,103.00	1.91%	\$15,519,820.00	3.95%

Report No. 11

**Minority Participation in Construction Projects
FY 2016**

Division of Capital Asset Management and Maintenance



Quarterly Report for Contract Compliance
 Minority Participation In Construction Projects
 Fiscal Year 2016 - First, Second, Third, Fourth Quarter

Project No	General Contractor	MBE Firm	Address	Nature of Participation	MBE Award	%
BSB1206 DC 1	GTC Construction Management Co.	<i>Maria Fallon Electrical Services, LLC</i>	107 Hillview Road Westwood, MA 02090	Div 26 L&M see revised loi was 200k div 26 & 27	\$85,287.00	7.32%
BSB1402E EC 1	J F White Contracting Company	<i>B+AC, LLC</i>	5 Middlesex Av. Suite Somerville, MA 02145	Rain water Harvest Water heat recovery Replace Air Handlers Replace Pumps	\$73,440.00	0.30%
		<i>Richard Reid Electric Co.</i>	23 Walkers Brook Dr. Reading, MA 01867	L&M ECM 5.03.2, 17.02, 17.03, 23.00 overlaps	\$177,000.00	0.73%
BSB1405 HC 1	Colantonio, Inc.	<i>Costa Brothers Masonry Inc.</i>	2 Lambeth Park Drive Fairhaven, MA 02719	Masonry (L&M)	\$39,000.00	0.38%
		<i>General Air Conditioning & Heating, Inc.</i>	20 Seaver Street Dorchester, MA 02121	HVAC (L&M)	\$188,000.00	1.83%
		<i>Tara Construction Company</i>	33-35 Ship Ave. #22 Medford, MA 02155	Carpentry & Gyp (L&M)	\$241,000.00	2.34%
BSD1401E EC 1	Enterprise Equipment Co.	<i>Building Science & Construction, Inc.</i>	300 Trade Center Woburn, MA 01801	L&M install spray insulation Ash Street Facility EMC # 20B	\$296,107.00	2.99%
		<i>Maria Fallon Electrical Services, LLC</i>	107 Hillview Road Westwood, MA 02090	Sub to EMC potential sub to JM Electric install mainly except will provide conduit and wire and install parts provided by EMCS for air handling units in N. Dartmouth. LOI states DDC Controls ECM's 4.10D (a), (b) & ©	\$407,515.00	4.11%

Division of Capital Asset Management and Maintenance



Quarterly Report for Contract Compliance
 Minority Participation In Construction Projects
 Fiscal Year 2016 - First, Second, Third, Fourth Quarter

Project No	General Contractor	MBE Firm	Address	Nature of Participation	MBE Award	%
		Taunton Electrical Corporation	P.O. Box 460 East Taunton, MA 02718	Sub to Intelligent Conservation Services (ICS) L&M I-CON Retrofit ECM # 5.2D & 5.2B	\$80,000.00	0.81%
DCPI426 FC 1	D Alessandro Corporation	MMJ Construction Corp., Inc.	P.O. Box 531 West Bridgewater, MA 02301	Trucking , Disposal, Gravel	\$36,079.00	5.53%
DCPI431 HC 1	Bay Contracting, Inc.	Jet-A-Way	47 Kemble Street Roxbury, MA 02119	Debris/Disposal L&M	\$5,000.00	0.68%
DCRWALDCTR	Stutman Contracting, Inc.	Wood & Wire Fence Co.	124 Reservoir Avenue Pawtucket, RI 02860	Fencing (L&M)	\$16,400.00	0.33%
		Capeway Roofing Systems, Inc.	664 Sanford Road Westport, MA 02790	Roofing FSB (L&M)	\$168,500.00	3.43%
DDSI1402 HC 1	S & R Corporation	American Environmental Inc.	18 Canal St. Holyoke, MA 01040	Abatement 2 windows	\$850.00	0.89%
		Medeiros Hydroseeding & Landscaping Construction, Inc.	149 Bumstead Road Monson, MA 01057	Hydroseeding	\$715.00	0.75%
DDSI1502 HC 2	S & R Contracting Corporation	American Environmental Inc.	18 Canal St. Holyoke, MA 01040	Remove/Dispose Asbestos	\$8,750.00	2.45%
		CHB Excavating Inc.	197 Concord Road Westford, MA 01896	Underground Utilities	\$30,000.00	8.40%

Division of Capital Asset Management and Maintenance

Quarterly Report for Contract Compliance
 Minority Participation In Construction Projects
 Fiscal Year 2016 - First, Second, Third, Fourth Quarter



Project No	General Contractor	MBE Firm	Address	Nature of Participation	MBE Award	%
DMHI502 HC 1	J. R. Vinagro Corporation	Medeiros Hyrdoseeding & Landscaping Construction, Inc.	149 Bumstead Road Monson, MA 01057	Hyrdoseeding	\$2,100.00	0.59%
DMHI602 HC 1	Bond Brothers, Inc.	Medeiros Hyrdoseeding & Landscaping Construction, Inc.	149 Bumstead Road Monson, MA 01057	329000	\$10,730.00	1.41%
DMHI602 HC 2	Bond Brothers, Inc.	M-O-N Landscaping, Inc.	678 State Road North Dartmouth, MA 02747	Furnish and Install Loam	\$21,090.00	2.77%
DPHI202 HC 1	Brothers Electrical Corporation	Xquisite Landscaping Inc.	1800 Washington St. Stoughton, MA 02072	Landscaping	\$206,565.00	1.83%
DPHI202 HC 1	Brothers Electrical Corporation	Arrow Time Consultants, LLC	14 Miller Street Somerville, MA 02143	Scheduling Services	\$13,000.00	0.12%
DPHI202 HC 1	Brothers Electrical Corporation	Clayton, LLC	17 Everburg Road Suit Woburn, MA 01801	101400 F&I Signage	\$13,988.00	0.12%
DPHI204 HC 1	New England Builders and Contractors, Inc.	General Air Conditioning & Heating, Inc.	20 Seaver Street Dorchester, MA 02121	HVAC (L&M)	\$294,000.00	12.99%
DPHI350E EC 1	J.C. Cannistraro LLC	General Air Conditioning & Heating, Inc.	20 Seaver Street Dorchester, MA 02121	FSB HVAC; NO PRs SUBMITTED	\$76,000.00	3.48%
DPHI350E EC 1	J.C. Cannistraro LLC	Tavares, LLC	250 West Park Street Providence, RI 02908	Asbestos Abatement, Demolition, Concrete Reinforcement, Roof Patch & Structural Steel	\$1,929,620.00	14.54%

Division of Capital Asset Management and Maintenance



Quarterly Report for Contract Compliance
 Minority Participation In Construction Projects
 Fiscal Year 2016 - First, Second, Third, Fourth Quarter

Project No	General Contractor	MBE Firm	Address	Nature of Participation	MBE Award	%
DYS1201 HC 2	Ewing Electrical Co, Inc.	Total Mechanical Service Corp.	9 Natalie Way Plymouth, MA 02360	HVAC - L&M	\$30,000.00	6.95%
DYS1201 HC 3	Utility Service New England, Inc.	American Environmental Inc.	18 Canal St. Holyoke, MA 01040	sub to Adams inv & can cks received	\$20,400.00	3.67%
DYS1302E EC 1	Power Secure	KT & T Distributors, Inc.	76 Northeastern Blvd. Nashua, NH 03062	ECM 1.01 & 1.07 Lamps & ballasts material only 10%	\$400.00	0.01%
DYS1505 HC 1	Ricciardi Bros., Inc.	Don Martin Corp.	475 School Street Mansfield, MA 02050	Asphalt Paving	\$58,000.00	16.25%
HSD1501 FC 1	Allegrone Construction Company, Inc.	Titan Roofing, Inc.	70 Orange Street Chicopee, MA 01013	L&M Roofing 075216 076200	\$31,000.00	4.23%
MCA1401 HC 1	Dagle Electrical Construction Corp.	Supplies Exchange Systems	204 Washington Street Boston, MA 02121	Electrical Supplies @ 10%	\$2,040.00	0.08%
MCA1402 HC 1	LeVangie Electric Co. Inc.	Outkast Electrical Contractors, Inc.	39 Johnston Road Dorchester, MA 02124	Install Mineral Insulated Cable	\$20,000.00	1.20%
NEC1401 HC 1	G. V. W., Incorporated	A&J Demolition Services, Inc.	599 Canal St. Ste. 8 Lawrence, MA 01840	Selective Demo & Asbestos Abatement	\$615,000.00	4.97%

Division of Capital Asset Management and Maintenance



Quarterly Report for Contract Compliance
 Minority Participation In Construction Projects
 Fiscal Year 2016 - First, Second, Third, Fourth Quarter

Project No	General Contractor	MBE Firm	Address	Nature of Participation	MBE Award	%
NSCI501 FC I	Castagna Construction Corporation	ASA Environmental Products, Inc.	22 Bayview Avenue Stonington, CT 06378	Material Supply @ 10%	\$1,500.00	0.39%
RCCI301 EC I	Ameresco Inc.	General Air Conditioning & Heating, Inc.	20 Seaver Street Dorchester, MA 02121	HVAC L&M, inc mech and elec for HVAC reno and replacements	\$1,350,000.00	6.51%
		Thorpe Energy Services, LLC	3940 Pendleton Way Indianapolis, IN 46226	ECM 1.01 Lamps, Ballasts, Installed, 1.07 HID Lamp Retrofits, 1.09 Outside Lighting in elec labor	\$356,927.00	1.72%
RCCI503 FC I	WCI Corporation	NG Environmental Contractors, LLC.	49 Blanchard Street Lawrence, MA 01843	Selected Demolition and General Labor includes daily clean up, debris removal. Future potential for asbestos abatement	\$69,000.00	3.80%
SDM1403 HC I	GTC Construction Management Co.	NS Construction Co., Inc.	244 Blue Hill Ave Roxbury, MA 02119	Div. 2 - Demo/Landscaping; Div. 6 - Frame/Drywall/Paint; Div. 10,12,3 - Carpentry/Cleaning	\$41,500.00	10.93%
SEC1301 HC I	Enterprise Equipment Co.	Carl/Louis & Co.	16-R Fuller Street Dorchester, MA	Plumbing & Equipment (L&M)	\$16,000.00	2.32%
STC1402 DC I	Consigli Construction Co., Inc.	American Environmental Inc.	18 Canal St. Holyoke, MA 01040	Lead paint Removal	\$23,400.00	0.06%
		Titan Roofing, Inc.	70 Orange Street Chicopee, MA 01013	070002 Roofing & Flashing	\$186,200.00	0.48%

Division of Capital Asset Management and Maintenance



Quarterly Report for Contract Compliance
 Minority Participation In Construction Projects
 Fiscal Year 2016 - First, Second, Third, Fourth Quarter

Project No	General Contractor	MBE Firm	Address	Nature of Participation	MBE Award	%
VET1501 HC 1	Maverick Construction Management Services, Inc.	CSL, Inc.	179 Stevens Street Ludlow, MA 01056	Irrigation Systems & Planting (L&M)	\$175,000.00	10.57%
Total:					\$7,417,103.00	1.89%

Report No. 12

**Minority Awards Distribution
In Construction Projects
Fiscal Year 2016**



Division of Capital Asset Management and Maintenance

Annual Report for Contract Compliance
 Minority Awards Distribution In Construction Projects
 Fiscal Year 2016

	<i>MBE Firm</i>	<i>Address</i>	<i>MBE Award</i>	<i>%</i>
1	B+AC, LLC	5 Middlesex Av. Suite 400 Somerville MA 02145	\$73,440.00	0.98%
2	A&J Demolition Services, Inc.	599 Canal St. Ste. 8 Lawrence MA 01840	\$615,000.00	8.19%
3	Acme Abatement Contractor, Inc.	52 Fuller Street, PO Box 33 Seekonk MA 02771	\$94,000.00	1.25%
4	American Environmental Inc.	18 Canal St. Holyoke MA 01040	\$53,400.00	0.71%
5	Arrow Time Consultants, LLC	14 Miller Street Somerville MA 02143	\$13,000.00	0.17%
6	ASA Environmental Products, Inc.	22 Bayview Avenue P O Box 789 Stonington CT 06378	\$1,500.00	0.02%
7	Building Science & Construction, Inc.	300 Trade Center Suite 3690 Woburn MA 01801	\$296,107.00	3.94%
8	Capeway Roofing Systems, Inc.	664 Sanford Road Westport MA 02790	\$168,500.00	2.24%
9	Carl/Louis & Co.	16-R Fuller Street Dorchester MA	\$16,000.00	0.21%
10	CHB Excavating Inc.	197 Concord Road Westford MA 01896	\$30,000.00	0.40%
11	Clayton, LLC	17 Everburg Road Suite E Woburn MA 01801	\$13,988.00	0.19%
12	Costa Brothers Masonry Inc.	2 Lambeth Park Drive Fairhaven MA 02719	\$39,000.00	0.52%
13	CSL, Inc.	179 Stevens Street Ludlow MA 01056	\$175,000.00	2.33%
14	Don Martin Corp.	475 School Street Unit 6 Mansfield MA 02050	\$58,000.00	0.77%
15	General Air Conditioning & Heating, Inc.	20 Seaver Street Dorchester MA 02121	\$1,908,000.00	25.40%
16	Jet-A-Way	47 Kemble Street Roxbury MA 02119	\$5,000.00	0.07%
17	KT & T Distributors, Inc.	76 Northeastern Blvd. Unit 38 Nashua NH 03062	\$400.00	0.01%
18	Maria Fallon Electrical Services, LLC	107 Hillview Road Westwood MA 02090	\$492,802.00	6.56%
19	Medeiros Hydroseeding & Landscaping Construction, Inc.	149 Bumstead Road Monson MA 01057	\$13,545.00	0.18%
20	MJM Construction Corp., Inc.	P.O. Box 531 West Bridgewater MA 02301	\$36,079.00	0.48%
21	M-O-N Landscaping, Inc.	678 State Road North Dartmouth MA 02747	\$21,090.00	0.28%
22	NG Environmental Contractors, LLC.	49 Blanchard Street Lawrence MA 01843	\$69,000.00	0.92%
23	NS Construction Co., Inc.	244 Blue Hill Ave Roxbury MA 02119	\$41,500.00	0.55%
24	Outkast Electrical Contractors, Inc.	39 Johnston Road Dorchester MA 02124	\$20,000.00	0.27%
25	Richard Reid Electric Co.	23 Walkers Brook Dr. Reading MA 01867	\$177,000.00	2.36%
26	Supplies Exchange Systems	204 Washington Street Boston MA 02121	\$2,040.00	0.03%



Division of Capital Asset Management and Maintenance

Annual Report for Contract Compliance
 Minority Awards Distribution In Construction Projects
 Fiscal Year 2016

<i>MBE Firm</i>	<i>Address</i>	<i>MBE Award</i>	<i>%</i>
27 Tara Construction Company	33-35 Ship Ave. #22 Medford MA 02155	\$241,000.00	3.21%
28 Taunton Electrical Corporation	P.O. Box 460 East Taunton MA 02718	\$80,000.00	1.07%
29 Tavares, LLC	250 West Park Street Providence RI 02908	\$1,929,620.00	25.69%
30 Thorpe Energy Services, LLC	3940 Pendleton Way Indianapolis IN 46226	\$356,927.00	4.75%
31 Titan Roofing, Inc.	70 Orange Street Chicopee MA 01013	\$217,200.00	2.89%
32 Total Mechanical Service Corp.	9 Natalie Way Plymouth MA 02360	\$30,000.00	0.40%
33 Wood & Wire Fence Co.	124 Reservoir Avenue Pawtucket RI 02860	\$16,400.00	0.22%
34 Xquisite Landscaping Inc.	1800 Washington St. Stoughton MA 02072	\$206,565.00	2.75%
Total:		\$7,511,103.00	100.00%

Report No. 13

**Woman Participation in Construction Projects
Fiscal Year 2016**

Division of Capital Asset Management and Maintenance

Quarterly Report for Contract Compliance
 Women Participation In Construction Projects
 Fiscal Year 2016 - First, Second, Third, Fourth Quarter



Project No	General Contractor	WBE Firm	Address	Nature of Participation	WBE Award	%
AEPI506E UT 1	Gaurdian Energy Mgt Solutions	Jacqueline Electric & Contracting	116 Maryann Way N. Attleboro, MA 02760	Labor	\$2,077.00	0.62%
AEPI601E UT 1	Groom Energy Solutions, LLC	Jacqueline Electric & Contracting	116 Maryann Way N. Attleboro, MA 02760	Electrical Labor	\$19,831.00	3.97%
BSBI206 DC 1	GTC Construction Management Co.	CCS Presentation Systems	132 northeastern boul nashua, nh 03062	Audio Visual L&M	\$115,957.00	9.95%
BSBI402E EC 1	J F White Contracting Company	Absolute Renewable Energy, LLC	11 Northeastern Blvd, Nashua, NH 03062	ECM 2.01 Lighting Controls Partial Elec ECM 17.02, 17.03, 3.00.2 AHU Replace, Volume Air Dist and Fan Coil	\$1,190,719.00	4.89%
BSBI405 HC 1	Colantonio, Inc.	Angelini Plastering, Inc. J. F. Shine Mechanical, Inc.	304 Main St. North Reading, MA 01864 2383 Center Street Boston, MA 02132	Plaster Repair L&M ECM 5.03.2 L&M Rainwater Harvesting	\$370,000.00 \$526,426.00	1.52% 2.16%
		EDM Construction, Inc. V&S Finishing, Inc. Trout Run Inc.	PO Box 35 Byfield, MA 01922 60 East Street Fitchburg, MA 01420 54 Pleasant Street North Attleborough, MA 02760	Misc. Metals (L&M) painting and coating existing conditions video	\$207,000.00 \$72,500.00 \$1,960.00	2.01% 0.70% 0.02%

Division of Capital Asset Management and Maintenance



Quarterly Report for Contract Compliance
 Women Participation In Construction Projects
 Fiscal Year 2016 - First, Second, Third, Fourth Quarter

Project No	General Contractor	WBE Firm	Address	Nature of Participation	WBE Award	%
		Prudential Door & Window Co., Inc.	35 Sixth Rd. Woburn, MA 01801	storefront glass hardware labor & materials	\$16,210.00	0.16%
		Dynamics Scheduling Solutions	31 Smith Ave Unit 1 Greenville, RI 02828	PROJECT SCHEDULING	\$30,200.00	0.29%
		SOS Corporation	331 West Street Milford, MA 01757	demolition final cleaning progress cleaning	\$103,480.00	1.00%
BSD140IE EC 1	Enterprise Equipment Co.	Fraser Engineering Company Inc.	65 Court Street Newton, MA 02460	P.O. Box 9142 sub to ICS plumb retrofit 5.2 B & D	\$165,000.00	1.66%
		Spindle City Insulation, Inc.	524 Mt. Pleasant St Fall River, MA 02720	P.O. Box 9303 L&M Install Pipe and Duct Insulation	\$100,000.00	1.01%
CCC1201 HC 1	C.C. Construction Inc.	Chapman Construction Group Inc.	19 Captain Kidd Road East Sandwich, MA 02537	Div. @6 Electrical	\$315,000.00	16.49%
		Westport Curbsitters	205 Blossom St Westport, MA 02790	Concrete Walks, Drives, Ramps 701.701.1, 701.2 580 L&M Brick Walks 706.26 L&M	\$68,000.00	10.41%
		Markings, Inc.	30 Riverside Drive Pembroke, MA 02359	Traffic Markings	\$3,218.75	0.49%
DCPI431 HC 1	Bay Contracting, Inc.	J. Coughler, Inc.	16 Moreland Street Worcester, MA 01609	Materials Only 072400 (10% of \$70K subcontract amount)	\$7,000.00	0.96%
		Folan Waterproofing & Construction Co., Inc.	795 Washington St. South Easton, MA 02375	Waterproofing L&M	\$66,000.00	9.03%
DCRWALDCTR	Stutman Contracting, Inc.					



Division of Capital Asset Management and Maintenance

Quarterly Report for Contract Compliance
 Women Participation In Construction Projects
 Fiscal Year 2016 - First, Second, Third, Fourth Quarter

Project No	General Contractor	WBE Firm	Address	Nature of Participation	WBE Award	%
DDSI1402 HC 1	S & R Corporation	<i>Einstein's Solutions, Inc.</i>	11 Summit Street Fitchburg, MA 01420	Landscaping Irrigation (L&M)	\$405,000.00	8.25%
		<i>L & L Contracting, Inc.</i>	25 Hayward Street Braintree, MA 02184	FSB Misc. & Ornamental Iron (L&M)	\$242,100.00	4.93%
		<i>Modulease Corporation</i>	27 Brentwood Road Chelmsford, MA 01863	GC Office Trailers	\$60,615.00	1.24%
DDSI1405 HC 2	Ramco Survey Stakes, Inc.	<i>Rebars & Mesh, Inc.</i>	111 Avco Road Haverhill, MA 01835	Rebar Fabrication (L&M)	\$20,031.00	0.41%
		<i>Ramco Survey Stakes Co., Inc.</i>	685 North Main Street West Bridgewater, MA 02379	Erosion Controls & Dumpster	\$8,410.00	8.77%
DDSI1502 HC 2	S & R Contracting Corporation	<i>Ramco Survey Stakes Co., Inc.</i>	685 North Main Street West Bridgewater, MA 02379	Erosion Control; Roll-off Dumpster	\$205,000.00	12.77%
DMHI502 HC 1	J. R. Vinagro Corporation	<i>Ramco Survey Stakes Co., Inc.</i>	685 North Main Street West Bridgewater, MA 02379	Furnish Erosion Control and Roll Of Dumpsters	\$5,170.00	1.45%
		<i>Welch Associates Land Surveyors Inc.</i>	353 West Center St. Bridgewater, MA 02379	AS Built Survey of Cut and Caps labor Only	\$13,643.75	1.80%
DMHI602 HC 2	Bond Brothers, Inc.	<i>M&A Architectural Preservation Inc.</i>	433 Market Street Lawrence, MA 01843	080000 Window Ventilation	\$7,000.00	0.06%
		<i>Thompson Company Inc.</i>	805 Pleasant Street East Weymouth, MA 02189	D, F & H 081100	\$181,014.00	1.61%
		<i>Frontline, Inc.</i>	58 Mellen St Hoedale, MA 01747	Cleaning	\$14,300.00	0.13%

Division of Capital Asset Management and Maintenance



Quarterly Report for Contract Compliance
 Women Participation In Construction Projects
 Fiscal Year 2016 - First, Second, Third, Fourth Quarter

Project No	General Contractor	WBE Firm	Address	Nature of Participation	WBE Award	%
DPH1204 HC 1	New England Builders and Contractors, Inc.	<i>L & L Contracting, Inc.</i>	25 Hayward Street Braintree, MA 02184	FSB Misc. Metals; NO PRs SUBMITTED	\$56,500.00	2.59%
DPH1350E EC 1	J.C. Cannistraro LLC	<i>Urban Insulation, Inc.</i>	167 Elm Street Salisbury, MA 01952	Insulation ECM 14.02, 16.00, 17.02, 17.08, 23.00	\$202,500.00	1.53%
DYS1201 HC 2	Ewing Electrical Co, Inc.	<i>E. L. Waterman, Inc.</i>	P.O. Box 635 Fiskdale, MA 01518-0635	Stainless steel piping; fire cover (L&M)	\$17,890.00	4.14%
DYS1201 HC 3	Utility Service New England, Inc.	<i>Avid Ironworks, Inc.</i>	40 Rose Street Springfield, MA 01104	Structural Steel Platform Framing, Grating, Stair & Railings; Pipe Bollards	\$53,475.00	9.61%
DYS1302E EC 1	Power Secure	<i>Granite City Electric Supply Co.</i>	19 Quincy Avenue Quincy, MA 02169	CT Cabinet & Fuses @ 10%	\$907.50	0.16%
DYS1505 HC 1	Ricciardi Bros., Inc.	<i>Strategic Environmental Services, Inc.</i>	362 Putnam Hill Rd Sutton, MA 01590	Demo abatement labor to remove existign windows and L&M disposal	\$400,000.00	11.13%
HCC1301E EC 1	American Development Institute, LLC	<i>Ramco Survey Stakes Co., Inc.</i>	685 North Main Street West Bridgewater, MA 02379	Erosion Controls	\$3,500.00	0.98%

Division of Capital Asset Management and Maintenance



Quarterly Report for Contract Compliance
 Women Participation In Construction Projects
 Fiscal Year 2016 - First, Second, Third, Fourth Quarter

Project No	General Contractor	WBE Firm	Address	Nature of Participation	WBE Award	%
		<i>Fraser Engineering Company Inc.</i>	65 Court Street P.O. Box 9142 Newton, MA 02460	Installation of selected HVAC & Mechanical ECMs - 4.10, 17.08, 17.09, 23.00(2) (L&M)	\$600,000.00	11.66%
HSD1501 FC 1	Allegrone Construction Company, Inc.	<i>Alternative Creative Energy & HVAC</i>	55 Union St. Blackstone, ma 01504	Plumbing L&M	\$10,800.00	1.47%
		<i>artemis painting llc</i>	261 little river rd. westfield, ma 01085	Painting L&M	\$14,750.00	2.01%
		<i>Chicopee Industrial Contractors, Inc.</i>	107 North Chicopee St Chicopee, MA 01020	Grinding Equipment L&M	\$3,110.00	0.42%
		<i>R.A. Hammond Construction Corp.</i>	2 Warren Road North Oxford, MA 01537	Site work Item #'s listed on LOI	\$91,273.00	12.45%
IFM1506 OM 1	Electrical Dynamics, Inc.	<i>Granite City Electric Supply Co.</i>	19 Quincy Avenue Quincy, MA 02169	Misc Electrical Supplies Material Only @ 10%	\$1,000.00	0.28%
		<i>Keane Fire & Safety Equipment, Inc.</i>	1500 Main St. Waltham, MA 02451	Inspections of Extinguishers and Kitchen Suppression Systems Labor Only	\$12,600.00	3.55%
IFM1507 OM 1	Electrical Dynamics, Inc.	<i>Keane Fire & Safety Equipment, Inc.</i>	1500 Main St. Waltham, MA 02451	Labor and Materials	\$26,550.00	2.65%
		<i>Granite City Electric Supply Co.</i>	19 Quincy Avenue Quincy, MA 02169	Material Only 20,000 2 10%	\$2,000.00	0.20%
MCAI402 HC 1	LeVangie Electric Co. Inc.	<i>United Elevator Co.</i>	150 Recreation Park D Hingham, MA 02043	Traction Elevators 141000	\$75,950.00	4.54%



Division of Capital Asset Management and Maintenance

Quarterly Report for Contract Compliance
 Women Participation In Construction Projects
 Fiscal Year 2016 - First, Second, Third, Fourth Quarter

Project No	General Contractor	WBE Firm	Address	Nature of Participation	WBE Award	%
NECI401 HC I	G. V. W., Incorporated	<i>DePaoli Mosaic Company Inc.</i>	52 York Avenue Randolph, MA 02368	Terrazzo	\$54,945.00	0.44%
		<i>Folan Waterproofing & Construction Co., Inc.</i>	795 Washington St. South Easton, MA 02375	Waterproofing	\$129,000.00	1.04%
		<i>LAL Masonry Co. Inc.</i>	390 Lincoln Avenue Saugus, MA 01906	Masonry	\$125,000.00	1.01%
		<i>West Floor Covering, Inc</i>	42 Winter St Suite 11 Pembroke, MA 02359	Tile 090002; Resilient Flooring 090005	\$343,223.00	2.77%
NSCI501 FC I	Castagna Construction Corporation	<i>Johnson Lumber Co. Inc.</i>	133 Main Street Salisbury, MA 01952	Framing & Drywall Material Supply @ 10%	\$1,500.00	0.39%
POL1511 FC I	B-G Mechanical Contractors Inc.	<i>Triton Leasing & Rental, Inc.</i>	279 B Garden Street Feeding Hills, MA 01030	Demolition (L&M)	\$125,000.00	7.99%
		<i>Collins-Crochiere Construction Services INC</i>	9 Hawthorne Road Wilbraham, MA 01095	Pipe Insulation (L&M)	\$45,000.00	2.88%
RCCI201 DC I	W. T. Rich Co., Inc.	<i>West Floor Covering, Inc</i>	42 Winter St Suite 11 Pembroke, MA 02359	093001 L&M	\$650,157.00	2.06%
RCCI301 EC I	Ameresco Inc.	<i>Absolute Renewable Energy, LLC</i>	11 Northeastern Blvd, Nashua, NH 03062	ECM 21.01.01 Photovoltaic Canopies, EV Charging Stations L&M	\$726,725.00	3.50%

Division of Capital Asset Management and Maintenance



Quarterly Report for Contract Compliance
 Women Participation In Construction Projects
 Fiscal Year 2016 - First, Second, Third, Fourth Quarter

Project No	General Contractor	WBE Firm	Address	Nature of Participation	WBE Award	%
		<i>Consulting Engineers Group Inc.</i>	One Charlesview Roa Hopedale, MA 01747	ECM 21.01.01 DESIGN	\$19,000.00	0.09%
		<i>Radar Solutions International</i>	51 Riverview Avenue Waltham, MA 02453	ECM 21.01.01 Design	\$6,750.00	0.03%
RCCI503 FC I	WCI Corporation	<i>All State Waste, Inc.</i>	376 Washington St. Norwell, MA 02061	Dumsters Labor Only	\$8,000.00	0.44%
		<i>Village Forge Inc.</i>	51 Industrial Drive Readville, MA 02137	Custom Safety Railings Material	\$16,700.00	0.92%
SDMI403 HC I	GTC Construction Management Co.	<i>Rebars & Mesh, Inc.</i>	111 Avco Road Haverhill, MA 01835	Full service rebar fabrication (L&M)	\$1,914.00	0.50%
		<i>The Clean Team</i>	27 Ansie Road Chelmsford, MA 01824	Clean, wax, seal floors; continuous cleaning; post-construction FFE	\$4,300.00	1.13%
SECI301 HC I	Enterprise Equipment Co.	<i>Spindle City Insulation, Inc.</i>	524 Mt. Pleasant Stre Fall River, MA 02720	Insulation (L&M)	\$20,000.00	2.90%
STCI401 HC I	Kronenberger & Sons Restoration, Inc.	<i>Avid Ironworks, Inc.</i>	40 Rose Street Springfield, MA 01104	L&M - Misc. Metals & Asbestos FSB	\$94,670.00	8.23%
		<i>Ultimate Abatement</i>	57 Federal Street Springfield, MA 01056	Asbestos Abatement	\$69,000.00	5.99%
STCI402 DC I	Consigli Construction Co., Inc.	<i>West Floor Covering, Inc</i>	42 Winter St Suite 11 Pembroke, MA 02359	090005 Resilient Floors	\$78,241.00	0.20%

Division of Capital Asset Management and Maintenance



Quarterly Report for Contract Compliance
 Women Participation In Construction Projects
 Fiscal Year 2016 - First, Second, Third, Fourth Quarter

Project No	General Contractor	WBE Firm	Address	Nature of Participation	WBE Award	%
		Adams Plumbing & Heating, Inc.	43 Printworks Drive Adams, MA 01220	230010 HVAC L&M	\$3,248,000.00	8.36%
		Avid Ironworks, Inc.	40 Rose Street Springfield, MA 01104	Misc. Metals	\$11,490.00	0.03%
		CK Flooring Solutions Inc.	47 Arcade St. Chicopee, MA 01020	096110 Vapor Mitigation at Slab; 096800 Carpeting; 124813 Entrance Floor Mats & Frames	\$410,730.00	1.06%
		Kittredge Equipment Company Inc.	100 Bowles Road Agawam, MA 01001	114000 Food Service Equipment	\$164,500.00	0.42%
Total:					\$15,180,220.00	3.86%

Report No. 14

**Women Awards Distribution in Construction
Projects
Fiscal Year 2016**



Division of Capital Asset Management and Maintenance

Annual Report for Contract Compliance
 Women Awards Distribution In Construction Projects
 Fiscal Year 2016

	WBE Firm	Address	WBE Award	%
1	Absolute Renewable Energy, LLC	11 Northeastern Blvd, Suite 120 Nashua NH 03062	\$1,917,444.00	12.35%
2	Adams Plumbing & Heating, Inc.	43 Printworks Drive Adams MA 01220	\$3,248,000.00	20.93%
3	All State Waste, Inc.	376 Washington St. Norwell MA 02061	\$8,000.00	0.05%
4	Alternative Creative Energy & HVAC	55 Union St. Blackstone ma 01504	\$10,800.00	0.07%
5	Angelini Plastering, Inc.	304 Main St. North Reading MA 01864	\$370,000.00	2.38%
6	artemis painting llc	261 little river rd. westfield ma 01085	\$14,750.00	0.10%
7	Avid Ironworks, Inc.	40 Rose Street Springfield MA 01104	\$159,635.00	1.03%
8	CCS Presentation Systems	132 northeastern boulevard nashua nh 03062	\$115,957.00	0.75%
9	Chapman Construction Group Inc.	19 Captain Kidd Road East Sandwich MA 02537	\$315,000.00	2.03%
10	Chicopee Industrial Contractors, Inc.	107 North Chicopee Street Chicopee MA 01020	\$3,110.00	0.02%
11	CK Flooring Solutions Inc.	47 Arcade St. Chicopee MA 01020	\$410,730.00	2.65%
12	Collins-Crochiere Construction Services INC	9 Hawthorne Road Wilbraham MA 01095	\$45,000.00	0.29%
13	Consulting Engineers Group Inc.	One Charlesview Road Hopedale MA 01747	\$19,000.00	0.12%
14	Dagle Electrical Construction Corp.	68 Industrial Way Wilmington MA 01887	\$2,482,707.00	16.00%
15	DePaoli Mosaic Company Inc.	52 York Avenue Randolph MA 02368	\$54,945.00	0.35%
16	Dynamics Scheduling Solutions	31 Smith Ave Unit 1 Greenville RI 02828	\$30,200.00	0.19%
17	E. L. Waterman, Inc.	P.O. Box 635 Fiskdale MA 01518-0635	\$17,890.00	0.12%
18	EDM Construction, Inc.	PO Box 35 Byfield MA 01922	\$207,000.00	1.33%
19	Einstein's Solutions, Inc.	11 Summit Street Fitchburg MA 01420	\$405,000.00	2.61%
20	Folan Waterproofing & Construction	795 Washington Street South Easton MA 02375	\$198,000.00	1.28%
21	Folan Waterproofing & Construction Co., Inc.	795 Washington St. South Easton MA 02375	\$195,000.00	1.26%
22	Fraser Engineering Company Inc.	65 Court Street P.O. Box 9142 Newton MA 02460	\$765,000.00	4.93%
23	Frontline, Inc.	58 Mellen St Hoedale MA 01747	\$14,300.00	0.09%
24	Granite City Electric Supply Co.	19 Quincy Avenue Quincy MA 02169	\$3,907.50	0.03%
25	H.M. Nunes & Sons Construction, Inc.	82 Carmelinas Circle Ludlow MA 01056	\$339,600.00	2.19%
26	J. Cougler, Inc.	16 Moreland Street Worcester MA 01609	\$7,000.00	0.05%



Division of Capital Asset Management and Maintenance

Annual Report for Contract Compliance Women Awards Distribution In Construction Projects Fiscal Year 2016

WBE Firm	Address	WBE Award	%
27 J. F. Shine Mechanical, Inc.	2383 Center Street Boston MA 02132	\$526,426.00	3.39%
28 Jacqueline Electric & Contracting	116 Maryann Way N. Attleboro MA 02760	\$21,908.00	0.14%
29 Johnson Lumber Co. Inc.	133 Main Street Salisbury MA 01952	\$1,500.00	0.01%
30 Keane Fire & Safety Equipment, Inc.	1500 Main St. Waltham MA 02451	\$39,150.00	0.25%
31 Kittredge Equipment Company Inc.	100 Bowles Road Agawam MA 01001	\$164,500.00	1.06%
32 L & L Contracting, Inc.	25 Hayward Street Braintree MA 02184	\$298,600.00	1.92%
33 LAL Masonry Co. Inc.	390 Lincoln Avenue Saugus MA 01906	\$125,000.00	0.81%
34 M&A Architectural Preservation Inc.	433 Market Street Lawrence MA 01843	\$7,000.00	0.05%
35 Markings, Inc.	30 Riverside Drive Pembroke MA 02359	\$3,218.75	0.02%
36 Modulate Corporation	27 Brentwood Road Chelmsford MA 01863	\$60,615.00	0.39%
37 Prudential Door & Window Co., Inc.	35 Sixth Rd. Woburn MA 01801	\$16,210.00	0.10%
38 R.A. Hammond Construction Corp.	2 Warren Road North Oxford MA 01537	\$91,273.00	0.59%
39 Radar Solutions International	51 Riverview Avenue Waltham MA 02453	\$6,750.00	0.04%
40 Ramco Survey Stakes Co., Inc.	685 North Main Street West Bridgewater MA 02379	\$47,080.00	0.30%
41 Ramco Survey Stakes, Inc.	685 North Main Street W. Bridgewater MA 02379	\$205,000.00	1.32%
42 Rebars & Mesh, Inc.	111 Avco Road Haverhill MA 01835	\$21,945.00	0.14%
43 SOS Corporation	331 West Street Milford MA 01757	\$103,480.00	0.67%
44 Spindle City Insulation, Inc.	524 Mt. Pleasant Street P.O. Box 9303 Fall River MA 02720	\$120,000.00	0.77%
45 Strategic Environmental Services, Inc.	362 Putnam Hill Rd Sutton MA 01590	\$400,000.00	2.58%
46 The Clean Team	27 Ansie Road Chelmsford MA 01824	\$4,300.00	0.03%
47 Thompson Company Inc.	805 Pleasant Street East Weymouth MA 02189	\$181,014.00	1.17%
48 Triton Leasing & Rental, Inc.	279 B Garden Street Feeding Hills MA 01030	\$125,000.00	0.81%
49 Trout Run Inc.	54 Pleasant Street North Attleborough MA 02760	\$1,960.00	0.01%
50 Ultimate Abatement	57 Federal Street Springfield MA 01056	\$69,000.00	0.44%
51 United Elevator Co.	150 Recreation Park Drive #8 Hingham MA 02043	\$75,950.00	0.49%
52 Urban Insulation, Inc.	167 Elm Street Salisbury MA 01952	\$202,500.00	1.30%



Division of Capital Asset Management and Maintenance

Annual Report for Contract Compliance
Women Awards Distribution In Construction Projects
Fiscal Year 2016

<i>WBE Firm</i>	<i>Address</i>	<i>WBE Award</i>	<i>%</i>
53 V&S Finishing, Inc.	60 East Street Fitchburg MA 01420	\$72,500.00	0.47%
54 Village Forge Inc.	51 Industrial Drive Readville MA 02137	\$16,700.00	0.11%
55 Welch Associates Land Surveyors Inc.	353 West Center St. Bridgewater MA 02379	\$13,643.75	0.09%
56 West Floor Covering, Inc	42 Winter St Suite 11 Pembroke MA 02359	\$1,071,621.00	6.90%
57 Westport Curbsitters - I	205 Blossom St Westport MA 02790	\$68,000.00	0.44%
Total:		\$15,519,820.00	100.00%

Report No. 15

**Design Project Awards
Fiscal Year 2016**



Division of Capital Asset Management and Maintenance

Quarterly Report for Contract Compliance
 Design Project Awards
 Fiscal Year 2016 - First, Second, Third, Fourth Quarter

Project No	Project Name	Date	Award	MBE Award	%	WBE Award	%
DCP0904 HD 3*	Program Management Services Various State and County Facilities	8/24/2015	\$2,000,000.00	\$0.00	0.00%	\$0.00	0.00%
DCP0904 HD 4*	Program Management Services Various State and County Facilities	9/28/2015	\$2,000,000.00	\$0.00	0.00%	\$2,000,000.00	00.00%
DCP0910 HD 4*	Structural System and Building Envelope Repairs-Multiple State and County Facilities	5/18/2016	\$2,500,000.00	\$200,000.00	8.00%	\$2,300,000.00	92.00%
DCP0910 HD 5*	Study & Design for Structural System & Building Envelope Repairs	6/15/2016	\$2,500,000.00	\$200,000.00	8.00%	\$2,300,000.00	92.00%
DCP1217 HD 5*	MEP Building Commissioning Services	11/1/2015	\$750,000.00	\$60,000.00	8.00%	\$30,000.00	4.00%
DCP1529 HD 1*	Design Services for Energy Efficiency Projects	8/6/2015	\$2,000,000.00	\$75,000.00	3.75%	\$285,660.00	14.28%
DCP1529 HD 2*	Design Services for Energy Efficiency Projects under Chapter 25A	8/6/2015	\$2,000,000.00	\$275,000.00	13.75%	\$100,000.00	5.00%
DCP1529 HD 3*	Design Services for Energy Efficient Projects Under Chapter 25A	8/6/2015	\$2,000,000.00	\$248,000.00	12.40%	\$110,000.00	5.50%
DCP1529 HD 4*	Design Services for Energy Efficiency Projects Under Ch. 25A	8/6/2015	\$2,000,000.00	\$358,000.00	17.90%	\$0.00	0.00%
DCP1602 HD 1*	Study & Design for Interior Planning for Renovations	5/18/2016	\$500,000.00	\$76,500.00	15.30%	\$165,000.00	33.00%
DCP1613 HD 0*	Study & Design for Architectural Projects, Reno, Additions & Repairs	2/2/2016	\$1,500,000.00	\$147,675.00	9.85%	\$120,825.00	8.06%
DCP1613 HD 6*	Study and Design, Renovation, Additions and Repairs State and County	1/28/2016	\$1,500,000.00	\$110,000.00	7.33%	\$1,390,000.00	92.67%
DCP1613 HD 7*	Study and Design Architectural, Renovations, Additions, Repairs Statewide	2/2/2016	\$1,500,000.00	\$180,000.00	12.00%	\$88,500.00	5.90%
DCP1613 HD 8*	Study & Design for Architectural Projects, Renovations, Additions & Repairs	1/28/2016	\$1,500,000.00	\$48,330.00	3.22%	\$220,170.00	14.68%
Totals:			\$24,250,000.00	\$1,978,505.00	8.16%	\$9,110,155.00	37.57%

Report No. 16

**Minority Participation in Design Projects
Fiscal Year 2016**



Division of Capital Asset Management and Maintenance

Quarterly Report for Contract Compliance
 Minority Participation In Design Projects
 Fiscal Year 2016 - First, Second, Third, Fourth Quarter

Project No	General Contractor	MBE Firm	Address	Nature of Participation	MBE Award	%
DCP0910 HD 4*	Dietz & Company Architects, Inc.	<i>Lim Consultants, Inc.</i>	90 Hamilton Street Cambridge, MA 02139	structural engineering	\$200,000.00	8.00%
DCP0910 HD 5*	Perry Dean Rogers & Partners	<i>Lim Consultants, Inc.</i>	90 Hamilton Street Cambridge, MA 02139	Structural Engineering	\$200,000.00	8.00%
DCP1217 HD 5*	Consulting Engineering Services, LLC	<i>Martinez Couch & Associates LLC</i>	1084 Cromwell Ave Rocky Hill, CT 06067	Civil Engineering	\$30,000.00	4.00%
DCP1529 HD 1*	Clough Harbour & Associates, Inc.	<i>V J Associates of New England, Inc.</i>	992 Great Plain Avenue Needham, MA 02492	Cost Estimating, Scheduling	\$30,000.00	4.00%
DCP1529 HD 2*	Jacobs Consultants, Inc.	<i>V J Associates of New England, Inc.</i>	992 Great Plain Avenue Needham, MA 02492	Cost Estimation	\$75,000.00	3.75%
DCP1529 HD 3*	Sebesta East, Inc.	<i>Fernandez & Associates</i>	63 Larkin Road Byfield, MA 01922	Fire Protection & Code Consultant	\$125,000.00	6.25%
DCP1529 HD 4*	Symmes Maini & McKee	<i>V J Associates of New England, Inc.</i>	992 Great Plain Avenue Needham, MA 02492	Cost Estimating	\$150,000.00	7.50%
DCP1529 HD 5*		<i>VAV International, Inc.</i>	400 W. Cummings Par Woburn, MA 01801	P/FP Engineering	\$248,000.00	12.40%
DCP1529 HD 6*		<i>V J Associates of New England, Inc.</i>	992 Great Plain Avenue Needham, MA 02492	Cost Estimating	\$53,700.00	2.69%

Division of Capital Asset Management and Maintenance



Quarterly Report for Contract Compliance
 Minority Participation In Design Projects
 Fiscal Year 2016 - First, Second, Third, Fourth Quarter

Project No	General Contractor	MBE Firm	Address	Nature of Participation	MBE Award	%
DCPI602 HD 1*	Dyer Brown Architects	Garcia, Galuska & DeSousa, Inc.	370 Faunce Corner Ro Dartmouth, MA 02747	Electrical/Plumbing Engineering	\$304,300.00	15.222%
DCPI602 HD 1*	Dyer Brown Architects	V J Associates of New England, Inc.	992 Great Plain Avenue Needham, MA 02492	Cost Estimator	\$36,500.00	7.30%
DCPI613 HD 0*	NADAAA Inc	Lim Consultants, Inc.	90 Hamilton Street Cambridge, MA 02139	Structural Engineer	\$40,000.00	8.00%
DCPI613 HD 0*	NADAAA Inc	Garcia, Galuska & DeSousa, Inc.	370 Faunce Corner Ro Dartmouth, MA 02747	MEP/FP	\$107,400.00	7.16%
DCPI613 HD 6*	ICON Architecture Inc.	V J Associates of New England, Inc.	992 Great Plain Avenue Needham, MA 02492	Cost Estimating	\$40,275.00	2.699%
DCPI613 HD 6*	ICON Architecture Inc.	Green International Affiliates, Inc.	407 Rear Mystic Ave. Medford, MA 02155	Civil Engineering	\$30,000.00	2.00%
DCPI613 HD 7*	Jones Architects, Inc.	Lim Consultants, Inc.	90 Hamilton Street Cambridge, MA 02139	Structural Engineering	\$60,000.00	4.00%
DCPI613 HD 7*	Jones Architects, Inc.	V J Associates of New England, Inc.	992 Great Plain Avenue Needham, MA 02492	Cost Estimating	\$20,000.00	1.33%
DCPI613 HD 7*	Jones Architects, Inc.	ART Engineering Corporation	76 Webster Street Worcester, MA 01603	Electrical Engineering	\$60,000.00	4.00%
DCPI613 HD 7*	Jones Architects, Inc.	RSE Associates, Inc.	63 Pleasant Street, Si Watertown, MA 02472	Structural Engineering	\$60,000.00	4.00%
DCPI613 HD 7*	Jones Architects, Inc.	V J Associates of New England, Inc.	992 Great Plain Avenue Needham, MA 02492	Cost Estimating	\$60,000.00	4.00%

Division of Capital Asset Management and Maintenance



Quarterly Report for Contract Compliance
 Minority Participation In Design Projects
 Fiscal Year 2016 - First, Second, Third, Fourth Quarter

Project No	General Contractor	MBE Firm	Address	Nature of Participation	MBE Award	%
DCPI1613 HD 8*	Kleinfelder/SEA	V J Associates of New England, Inc.	992 Great Plain Avenue Needham, MA 02492	Cost Estimating Services	\$48,330.00	3.22%
Total:					\$1,978,505.00	8.16%

Report No. 17

**Minority Awards Distribution in Design Projects
Fiscal Year 2016**



Division of Capital Asset Management and Maintenance

Annual Report for Contract Compliance
 Minority Awards Distribution In Design Projects
 Fiscal Year 2016

<i>MBE Firm</i>	<i>Address</i>	<i>MBE Award</i>	<i>%</i>
1 ART Engineering Corporation	76 Webster Street Worcester MA 01603	\$60,000.00	3.03%
2 Fernandez & Associates	63 Larkin Road Byfield MA 01922	\$125,000.00	6.32%
3 Garcia, Galuska & DeSousa, Inc.	370 Faunce Corner Road Dartmouth MA 02747	\$411,700.00	20.81%
4 Green International Affiliates, Inc.	407 Rear Mystic Ave. #25 Medford MA 02155	\$30,000.00	1.52%
5 Lim Consultants, Inc.	90 Hamilton Street Cambridge MA 02139	\$500,000.00	25.27%
6 Martinez Couch & Associates LLC	1084 Cromwell Ave Rocky Hill CT 06067	\$30,000.00	1.52%
7 RSE Associates, Inc.	63 Pleasant Street, Slute 200 Watertown MA 02472	\$60,000.00	3.03%
8 V J Associates of New England, Inc.	992 Great Plain Avenue, Suite 27 Needham MA 02492	\$513,805.00	25.97%
9 VAV International, Inc.	400 W. Cummings Park, Suite 4700 Woburn MA 01801	\$248,000.00	12.53%
Total:		\$1,978,505.00	100.00%

Report No. 18

**Women Participation in Design Projects
Fiscal Year 2016**



Division of Capital Asset Management and Maintenance

Quarterly Report for Contract Compliance
 Women Participation In Design Projects
 Fiscal Year 2016 - First, Second, Third, Fourth Quarter

Project No	General Contractor	WBE Firm	Address	Nature of Participation	WBE Award	%
DCPI1217 HD 5*	Consulting Engineering Services, LLC	<i>Dietz & Company Architects, Inc.</i>	17 Hampden St Springfield, MA 01103	3rd floor Architectural Services	\$30,000.00	4.00%
DCPI1529 HD 1*	Clough Harbour & Associates, Inc.	<i>Keville Enterprises, Inc.</i>	475 School Street Marshfield, MA 02050	Suite 11 Cost Estimation	\$75,000.00	3.75%
		<i>JK Muir, LLC.</i>	21 New Britain Ave, S Rocky Hill, CT 06422	Energy Auditing	\$208,000.00	10.40%
		<i>Geologic Earth Exploration</i>	35 Commercial Drive Wrentham, MA 02093	Drilling	\$2,660.00	0.13%
DCPI1529 HD 2*	Jacobs Consultants, Inc.	<i>Horton Lees Brogden Lighting Design, Inc.</i>	233 Lewis Wharf Boston, MA 02110	Lighting Design	\$100,000.00	5.00%
DCPI1529 HD 3*	Sebesta East, Inc.	<i>Ellana, Inc.</i>	8 Faneuil Hall Boston, MA 02109	3rd Floor Specification Consultant Cost Estimator	\$110,000.00	5.50%
DCPI1602 HD 1*	Dyer Brown Architects	<i>Architectural Engineers, Inc.</i>	38 Chauncy Street Boston, MA 02111	MEP/FP	\$165,000.00	33.00%
DCPI1613 HD 0*	NADAAA Inc	<i>Preservation Technology Associates, Inc.</i>	285 Reservoir Road Chestnut Hill, MA 02467	Historic Preservation	\$13,425.00	0.90%
		<i>Nitsch Engineering, Inc.</i>	2 Center Plaza Boston, MA 02108	Suite 340 Civil Engineering	\$53,700.00	3.58%
		<i>Ground, Inc.</i>	6 Carlton Street Somerville, MA 02143	Landscape	\$53,700.00	3.58%

Division of Capital Asset Management and Maintenance



Quarterly Report for Contract Compliance
 Women Participation In Design Projects
 Fiscal Year 2016 - First, Second, Third, Fourth Quarter

Project No	General Contractor	WBE Firm	Address	Nature of Participation	WBE Award	%
DCPI1613 HD 7*	Jones Architects, Inc.	Nitsch Engineering, Inc.	2 Center Plaza Boston, MA 02108	Civil Engineering	\$44,250.00	2.95%
		Michelle Crowley Landscape Architecture, LLC	281 Summer St Boston, MA 02460	Landscape Architecture	\$44,250.00	2.95%
DCPI1613 HD 8*	Kleinfelder/SEA	Shadley Associates, PC.	22 Normandy Road Lexington, MA 02121	Landscape Architecture Services	\$32,220.00	2.15%
		Architctural Engineers, Inc.	38 Chauncy Street Boston, MA 02111	Mechanical/Electrical/Plumbing (MEP)/Fire Protection Engineering Services	\$187,950.00	12.53%
		Total:				

Report No. 19

**Woman Awards Distribution in Design Projects
Fiscal Year 2016**



Division of Capital Asset Management and Maintenance

Annual Report for Contract Compliance
 Women Awards Distribution In Design Projects
 Fiscal Year 2016

	WBE Firm	Address	WBE Award	%
1	Architectural Engineers, Inc.	38 Chauncy Street Boston MA 02111	\$352,950.00	3.87%
2	Dietz & Company Architects, Inc.	17 Hampden St 3rd floor Springfield MA 01103	\$2,330,000.00	25.58%
3	Ellana, Inc.	8 Faneuil Hall 3rd Floor Boston MA 02109	\$110,000.00	1.21%
4	Geologic Earth Exploration	35 Commercial Drive Wrentham MA 02093	\$2,660.00	0.03%
5	Ground, Inc.	6 Carlton Street Somerville MA 02143	\$53,700.00	0.59%
6	Horton Lees Brogden Lighting Design, Inc.	233 Lewis Wharf Boston MA 02110	\$100,000.00	1.10%
7	ICON Architecture Inc.	101 Summer St Boston MA 02110	\$1,390,000.00	15.26%
8	JK Muir, LLC.	21 New Britain Ave, Suite 203 Rocky Hill CT 06422	\$208,000.00	2.28%
9	Keville Enterprises, Inc.	475 School Street, Suite 11 Marshfield MA 02050	\$2,075,000.00	22.78%
10	Michelle Crowley Landscape Architecture, LLC	281 Summer St Boston MA 02460	\$44,250.00	0.49%
11	Nitsch Engineering, Inc.	2 Center Plaza Suite 340 Boston MA 02108	\$97,950.00	1.08%
12	Perry Dean Rogers & Partners	177 Milk St. Boston MA 02109	\$2,300,000.00	25.25%
13	Preservation Technology Associates, Inc.	285 Reservoir Road Chestnut Hill MA 02467	\$13,425.00	0.15%
14	Shadley Associates, PC.	22 Normandy Road Lexington MA 02121	\$32,220.00	0.35%
Total:			\$9,110,155.00	100.00%

Report No. 20

Summary Calculations for Design and Construction Awards

Access and Opportunity/Compliance Performance Worksheet for FY16

DCAMM DESIGN AND CONSTRUCTION AWARDS DATA FOR FY 2016

	Awards to MBE/WBE Subs FY16	Net MBE/WBE Prime Awards	Total Net Awards to MBE/WBEs	Total Awards to All Firms	Total Ratio MBE/WBE to Total Design and Contractor Awards	GOAL
Construction						
MBE	\$ 7,511,103	\$ -	\$ 7,511,103		1.9%	
WBE	\$ 12,634,113	\$ 2,885,707	\$ 15,519,820		3.9%	
MBE/WBE Total	\$ 20,145,216	\$ 2,885,707	\$ 23,030,923		5.9%	10.40%
All Firms Total (including Majority)				\$ 393,390,973		
Design						
MBE	\$ 1,978,505	\$ -	\$ 1,978,505		8.2%	
WBE	\$ 1,120,155	\$ 7,990,000	\$ 9,110,155		37.6%	
MBE/WBE Total	\$ 3,098,660	\$ 7,990,000	\$ 11,088,660		45.7%	17.90%
All Firms Total (including Majority)				\$ 24,250,000		

WORKFORCE DIVERSITY ON DESIGN AND CONSTRUCTION PROJECTS

DETAILED REPORTS

Report No.	Section	Report Title
1	Construction	Workhour Detail Report
2	Design	Workforce Detail Report
3	Construction	Zip Code Detail Report
4	Design	Zip Code Detail Report

Report No. 1

Construction Workhour Detail Report

Project	Phase	Project Name	General Contractor	Company ID	Company Name	ZipCode	PrimaryCity	ST	Hours Weekly - Male	Hours Weekly - Female	Hours Weekly - Asian	Hours Weekly - Black/African American/Hispanic/Latino/Verdian	Hours Weekly - Caucasian	Hours Weekly - Hispanic	Hours Weekly - Native American/Alaskan/Asian	Hours Weekly - Minority	Hours Weekly - Other	Total Hours Weekly
AEPI30E	UT1	AEP Utility Contract for Various Sites - Trial Courts	Guardian Energy Mgt Solutions	0000589067	Jaqueline Electric & Contracting	02760	North Attleboro	MA	28	0	0	0	28	0	0	0	0	28
AEPI31E	UT1	AEP Utility Contract for Various Sites	Universal Electric Company, Inc.	6000241563	Chapman Construction Group	00262	Norwood	MA	24	0	0	0	24	0	0	0	0	24
						02382	Whitman	MA	24	0	0	0	24	0	0	0	0	24
						02537	East Sandwich	MA	0	16	0	0	16	0	0	0	0	16
						01056	Ludlow	MA	9	0	0	0	9	0	0	0	0	9
						01106	Longmeadow	MA	5	0	0	0	5	0	0	0	0	5
AEPI40E	UT1	AEP Utility Contract DCR	Groom Energy Solutions, LLC	0000345447	Groom Energy Solutions, LLC	00915	Beverly	MA	87	0	0	0	87	0	0	0	0	87
						03841	Hampstead	NH	86	0	0	0	86	0	0	0	0	86
						00048	Mansfield	MA	54	0	0	0	54	0	0	0	0	54
						02127	Boston	MA	54	0	0	0	54	0	0	0	0	54
						02760	North Attleboro	MA	60	0	0	0	60	0	0	0	0	60
						02766	Norton	MA	60	0	0	0	60	0	0	0	0	60
AEPI40E	UT1	AEP Utility Contract for Various Sites	Energy Conservation, Inc.	6000185611	JM Mechanical Services, Inc.	02151	Revere	MA	68	0	0	0	68	0	0	0	0	68
						02766	Norton	MA	22	0	0	0	22	0	0	0	0	22
AEPI40E	UT1	AEP Utility Contract Various locations	ESCO Energy Services Co.	NV00000243	E.M. Duggan, Inc.	02780	Taunton	MA	32	0	0	0	32	0	0	0	0	32
AEPI40E	UT1	Accelerated Energy Program Utility Various Sites	Rise Engineering	0000016505	M-V Electrical Contractors, Inc.	02740	New Bedford	MA	10	0	0	10	0	0	0	0	0	10
						02743	Acushnet	MA	4	0	0	0	4	0	0	0	0	4
						02745	New Bedford	MA	30	0	0	0	30	0	0	0	0	30
						02747	North Dartmouth	MA	30	0	0	0	30	0	0	0	0	30
						02748	South Dartmouth	MA	19	0	0	0	19	0	0	0	0	19
						02770	Rochester	MA	10	0	0	0	10	0	0	0	0	10
						01801	Woburn	MA	24	0	0	0	24	0	0	0	0	24
						01887	Wilmington	MA	6	0	0	0	6	0	0	0	0	6
						02180	Stoneham	MA	60	0	0	0	60	0	0	0	0	60
						02188	Weymouth	MA	8	0	0	0	8	0	0	0	0	8
AEPI40E	UT1	AEP D07 District Western	Universal Electric Company, Inc.	6000177668	Universal Electric Company, Inc.	01056	Ludlow	MA	196	0	0	0	196	0	0	0	0	196
						01106	Longmeadow	MA	184	0	0	0	184	0	0	0	0	184
AEPI40E	UT1	Accelerated Energy Program Utility Contract	Groom Energy Solutions, LLC	0000635666	Mara Fallon Electrical Services LLC	01843	Lawrence	MA	64	0	0	64	0	0	0	0	0	64
						02122	Dorchester	MA	64	0	0	0	64	0	0	0	0	64
AEPI43E	UT1	Accelerated Energy Program Utility Various Sites	Rise Engineering	6000197183	Theisch Engineering, Inc.	02814	Chepachet	RI	50	0	0	0	50	0	0	0	0	50
						02829	Warwick	RI	17	0	17	0	0	0	0	0	0	17
						02904	Providence	RI	71	0	0	0	71	0	0	0	0	71
						02904	Providence	RI	170	0	0	0	170	0	0	0	0	170
						02907	Providence	RI	63	0	0	0	63	0	0	0	0	63
						02908	Providence	RI	186	0	0	0	186	0	0	0	0	186
						02908	Providence	RI	16	0	0	0	16	0	0	0	0	16
						02909	Providence	RI	15	0	0	0	15	0	0	0	0	15
						02911	North Providence	RI	8	0	0	0	8	0	0	0	0	8
						02920	Cranton	RI	8	0	0	0	8	0	0	0	0	8
AEPI44E	UT1	AEP Utility Contract for Various Sites	Guardian Energy Mgt Solutions	NV00000700	Guardian Energy Management Solutions LLC	02493	Weston	MA	8	0	0	0	8	0	0	0	0	8
						01540	Oxford	MA	21	0	0	0	21	0	0	0	0	21
						02752	Marlborough	MA	21	0	0	0	21	0	0	0	0	21
						00048	Mansfield	MA	9	0	0	0	9	0	0	0	0	9
						02127	Boston	MA	17	0	0	0	17	0	0	0	0	17
						02760	North Attleboro	MA	8	0	0	0	8	0	0	0	0	8
						02766	Norton	MA	8	0	0	0	8	0	0	0	0	8
AEPI50E	UT1	Accelerated Energy Program Utility Contract	Groom Energy Solutions, LLC	0000589067	Jaqueline Electric & Contracting	02048	Mansfield	MA	52	0	0	0	52	0	0	0	0	52

Project	Phase	Project Name	General Contractor	Company ID	Company Name	Zip Code	Primary City	ST	Hours Weekly - Male	Hours Weekly - Female	Hours Weekly - Asian	Hours Weekly - Black/African American/Hispanic/Latino/Verdean	Hours Weekly - Caucasian	Hours Weekly - Hispanic	Hours Weekly - Native American/Alaskan/Alut.	Hours Weekly - Minority	Hours Weekly - Other	Total Hours Weekly
						02127	Boston	MA	52	0			52					52
				6000185611	JM Mechanical Services, Inc.	01880	Wakefield	MA	15	0			15					15
				02151	Revere	02151	Revere	MA	15	0			15					15
AP1506E	UT1	REP-New Equipment/Systems	Guardian Energy Mfg Solutions	0000589067	Jacqueline Electric & Contracting	02760	North Attleboro	MA	8	0			8					8
						02766	Norton	MA	39	0			39					39
						02771	Seekonk	MA	27	0			27					27
AP1508E	UT1	Accelerated Energy Program	Rise Engineering	NV00000538	Raul Batallas Electric	00000	Unknown	UV	16	0			16					16
						01331	Athol	MA	24	0			24					24
						04220	Fitchburg	MA	22	0			22					22
						01440	Gardner	MA	22	0			22					22
						01453	Leominster	MA	8	0			8					8
				6000197183	Thelich Engineering, Inc.	02908	Providence	RI	119	0			119					119
						02909	Providence	RI	151	0			151					151
						02920	Cranston	RI	151	0			151					151
AP1501E	UT1	REP VIBRY Contract for Various Sites	Groom Energy Solutions, LLC	0000345447	Groom Energy Solutions, LLC	01463	Pepperell	MA	68	0			68					68
						01904	Lynn	MA	58	0			58					58
						03841	Hampstead	NH	5	0			5					5
BC1301	DCL	Berkshire Community College- Hawthorne/Melville Renovations	D.A. Sullivan & Sons, Inc.	6000165268	Adams Plumbing & Heating, Inc.	01027	Easthampton	MA	106	0			106					106
						01050	Huntington	MA	0	240			240					240
						01062	Florence	MA	158	0			158					158
						01096	Williamburg	MA	480	0			480					480
						01098	Worthington	MA	760	0			760					760
						02201	Pittsfield	MA	1,002	0			1,002					1,002
						02220	Adams	MA	3,416	0			3,416					3,416
						02225	Cheshire	MA	49	0			49					49
						02226	Dillon	MA	165	0			165					165
						02247	North Adams	MA	1,430	0			1,430					1,430
						02267	Williamstown	MA	6	0			6					6
						02270	Windsor	MA	18	0			18					18
						03301	Greenfield	MA	95	0			95					95
						03343	Drury	MA	870	0			870					870
						05350	Readsboro	VT	55	0			55					55
				0000233071	Air Solutions & Balancing, LLC	03276	Tilton	NH	18	0			18					18
				0000541000	Atlantic Coast Dismantling, LLC	05902	Lynn	MA	28	0		28						28
				6000217600	Atlantic Equipment Corp.	02453	Walham	MA	28	0			28					28
						01220	Adams	MA	16	0			16					16
						01237	Lanesboro	MA	16	0			16					16
				NV00000311	Cantarella & Son, Inc.	01001	Agawan	MA	11	0			11					11
						01008	Blandford	MA	292	0			292					292
						01062	Ference	MA	115	0			115					115
						01085	Westfield	MA	418	0			418					418
						01096	Williamburg	MA	18	0			18					18
						01201	Pittsfield	MA	286	0			286					286
						01201	Pittsfield	MA	16	0			16					16
						01220	Adams	MA	1,204	0	444		702	58				1,204
						01225	Cheshire	MA	194	0			194					194
						01247	North Adams	MA	16	0		16						16
						01256	Sacey	MA	19	0			19					19
						05262	Shaftsbury	VT	100	0			100					100
				6000158238	Chandler Architectural	01002	Amherst	MA	252	0			252					252
						01027	Easthampton	MA	338	0			338					338

Project	Phase2	Project Name	General Contractor	Company ID	Company Name	ZipCode	PrimaryCity	ST	Hours Weekly - Male	Hours Weekly - Female	Hours Weekly - Asian	Hours Weekly - Black/African American/Hispanic/Latino/Verdean	Hours Weekly - Caucasian	Hours Weekly - Hispanic	Hours Weekly - Native American/Alut.	Hours Weekly - Minority	Hours Weekly - Other	Total Hours Weekly
						00069	Rehner	MA	0	94			94					94
						00089	WestSpringfield	MA	99	0			99					99
						01257	Sheffield	MA	481	0			481					481
						06096	Winsted Locks	CT	588	0			588					588
						06415	Colchester	CT	208	0			268					268
				6000155373	Chapman Waterproofing Company	02190	South Weymouth	MA	32	0			32					32
						02324	Bridgewater	MA	56	0			56					56
						02338	Hallifax	MA	40	0			40					40
						02360	Plymouth	MA	0	72			72					72
						02745	New Bedford	MA	10	0			10					10
						02760	North Attleboro	MA	338	0			338					338
						02777	Swampscott	MA	8	0			8					8
						02895	Woonsocket	RI	4	0			4					4
						03038	Derry	NH	48	0			48					48
				0000109356	D.A. Sullivan and Sons, Inc.	01007	Bechtown	MA	293	0			293					293
						01008	Barnford	MA	796	0			796					796
						01033	Groby	MA	757	0			757					757
						01040	Holyoke	MA	34	0			34					34
						01096	Williamsburg	MA	369	0			369					369
						01201	Pittsfield	MA	1,933	0			1,933					1,933
						01201	Pittsfield	MA	363	0			363					363
						01220	Adams	MA	1,206	0			1,206					1,206
						01230	Adams	MA	176	0			176					176
						01301	Greenfield	MA	6	0			6					6
						01330	Ashfield	MA	30	0			30					30
						01330	Ashfield	MA	560	0			560					560
						01346	Heath	MA	36	0			36					36
						05201	Bennington	VT	214	0			214					214
						01089	West Springfield	MA	990	0			990					990
				6000306193	Green Insulation, Inc.	01151	Indian Orchard	MA	98	0			98					98
				6000174415	GVW, Inc.	01226	Dalton	MA	110	0			110					110
						01851	Lowell	MA	128	0			128					128
						01902	Lynn	MA	150	0			150					150
						02860	Nashua	NH	120	0			120					120
						01013	Chicopee	MA	104	0			104					104
				NV00000153	Industrial Mechanical Insulation	01027	Easthampton	MA	24	0			24					24
						01040	Holyoke	MA	4	0			4					4
						01073	Southampton	MA	0	136			136					136
				6000160969	J.H. Macmillan, Inc.	01201	Pittsfield	MA	276	0			276					276
						01201	Pittsfield	MA	714	0		300	414					714
						01225	Chester	MA	435	0			435					435
						01235	Hinsdale	MA	285	0			285					285
						01237	Lanesboro	MA	8	0			8					8
						01247	North Adams	MA	58	0			58					58
						01267	Williamstown	MA	16	0			16					16
						03352	Stamford	VT	8	0			8					8
				6000156831	John W. Egan Company, Inc.	01001	Agawam	MA	8	0			8					8
						01020	Chicopee	MA	617	0			617					617
						01056	Ludlow	MA	236	0			236					236
						01060	Northampton	MA	692	0			692					692
						01082	Ware	MA	112	0			112					112

Project	Phase2	Project Name	General Contractor	Company ID	Company Name	ZipCode	PrimaryCity	ST	Hours Weekly - Male	Hours Weekly - Female	Hours Weekly - Asian	Hours Weekly - Black/African American/Hispanic/Latino/Verdean	Hours Weekly - Caucasian	Hours Weekly - Hispanic	Hours Weekly - Native American/Alut.	Hours Weekly - Minority	Hours Weekly - Other	Total Hours Weekly
						01129	Springfield	MA	80	0			80					80
				NV00000333	Marguerite Concrete, Inc.	01504	Blackstone	MA	24	0			24					24
						01504	Blackstone	MA	8	0			8					8
						01749	Hudson	MA	16	0			16					16
						01757	Milford	MA	4	0			4					4
						01757	Milford	MA	12	0			12					12
						00019	Bellingham	MA	72	0			72					72
						02035	Foxboro	MA	11	0			11					11
						02038	Franklin	MA	16	0			16					16
						02038	Franklin	MA	8	0			8					8
						02720	Fall River	MA	24	0			24					24
						02830	Herrisville	RI	5	0			5					5
						02917	Smithfield	RI	8	0			8					8
						06231	Amston	CT	8	0			8					8
				0000167876	New England Concrete Services, Inc.	01056	Ludlow	MA	1,266	0			1,266					1,266
						01056	Ludlow	MA	56	0			56					56
						01056	Ludlow	MA	24	0			24					24
						01089	West Springfield	MA	329	0			329					329
						01104	Springfield	MA	56	0			56					56
						01129	Springfield	MA	88	0			88					88
						01201	Pittsfield	MA	384	0			384					384
						01201	Pittsfield	MA	752	0			752					752
						01220	Adams	MA	306	0			306					306
						01235	Hinsdale	MA	270	0			270					270
						06082	Enfield	CT	8	0			8					8
				NV00000370	Northeast Interiors of New England, Inc.	01201	Pittsfield	MA	80	0			80					80
						01507	Charlton	MA	16	0			16					16
						01562	Spencer	MA	228	0			228					228
						06277	Thompson	CT	4	0			4					4
						12094	Johnsroville	NY	152	0			152					152
				NV00000149	Professional Drywall Construction	01001	Agawam	MA	255	0			255					255
						01013	Chicopee	MA	16	0			16					16
						01020	Chicopee	MA	17	0			17					17
						01040	Holyoke	MA	16	0			16					16
						01056	Ludlow	MA	255	0			255					255
						01085	Westfield	MA	725	0			725					725
						01089	West Springfield	MA	67	0			67					67
						01104	Springfield	MA	16	0			16					16
						01128	Springfield	MA	4	0			4					4
						01129	Springfield	MA	8	0			8					8
						01201	Pittsfield	MA	246	0			246					246
						01220	Adams	MA	53	0			53					53
						01223	Becket	MA	77	0			77					77
						01225	Cheshire	MA	272	0			272					272
						01226	Dillon	MA	24	0			24					24
						01238	Lee	MA	122	0			122					122
						01338	Buckland	MA	4	0			4					4
						06201	Bennington	VT	56	0			56					56
						06255	North Grovesendale	CT	8	0			8					8
						06377	Sterling	CT	8	0			8					8
				700006959	Ralph's Blacksmith Shop, Inc.	01027	Easthampton	MA	72	0			72					72

Project	Phase2	Project Name	General Contractor	Company ID	Company Name	ZipCode	PrimaryCity	ST	Hours Weekly - Male	Hours Weekly - Female	Hours Weekly - Asian	Hours Weekly - Black/African American/Hispanic/Latino/Verdean	Hours Weekly - Caucasian	Hours Weekly - Hispanic	Hours Weekly - Native American/Alut.	Hours Weekly - Minority	Hours Weekly - Other	Total Hours Weekly
						00035	Hedley	MA	68	0			68					68
						00053	Leeds	MA	28	0			28					28
						00073	Southampton	MA	4	0			4					4
						00075	South Hadley	MA	59	0			59					59
						03470	Worcester	NH	24	0			24					24
						02001	Pittsfield	MA	254	0			254					254
						00007	Belchertown	MA	56	0			56					56
						00033	Granby	MA	32	0			32					32
						00096	Williamsburg	MA	25	0			25					25
						00330	Ashfield	MA	24	0			24					24
						00349	Millers Falls	MA	17	0			17					17
						02760	North Attleboro	MA	24	0			24					24
						6000165217	Wayve J. Griffin Electric, Inc.	MA	24	0		24						24
						00013	Chicopee	MA	21	0			21					21
						00013	Chicopee	MA	1,000	0			1,010					1,010
						00022	Chicopee	MA	606	0			606					606
						00027	Easthampton	MA	668	0			668					668
						00030	Feeding Hills	MA	940	0			940					940
						00040	Holyoke	MA	3,748	0			3,748					3,748
						00056	Ludlow	MA	1,052	0			1,052					1,052
						00085	Westfield	MA	758	0			310	448				758
						00089	West Springfield	MA	1,420	0			1,420					1,420
						01104	Springfield	MA	8	0			8					8
						01108	Springfield	MA	588	0		588						588
						01109	Springfield	MA	622	0			622					622
						01119	Springfield	MA	300	0			300					300
						01128	Springfield	MA	1,276	0			1,276					1,276
						01524	Leicester	MA	805	0			805					805
						03301	Bottleboro	VT	179	0			179					179
						06457	Middletown	CT	8	0		8						8
						6000165392	Allegheny Contract Flooring, Inc.	MA	13	0			13					13
						01830	Haverhill	MA	11	0			11					11
						01844	Methuen	MA	8	0			8					8
						02150	Orleans	MA	8	0			8					8
						02191	North Weymouth	MA	8	0			8					8
						02324	Bridgewater	MA	10	0			10					10
						02346	Middleboro	MA	86	0			86					86
						02771	Seekonk	MA	54	0			54					54
						02896	North Smithfield	RI	21	0		21						21
						03044	Ferretot	NH	8	0			8					8
						6000156732	Bord Brothers, Inc.	MA	4	0			4					4
						02721	Fall River	MA	77	0			77					77
						02745	New Bedford	MA	1,171	0			1,171					1,171
						02747	North Dartmouth	MA	8	0			8					8
						02790	Westport	MA	73	0			73					73
						6000155373	Chapman Waterproofing Company	MA	4	0			4					4
						02126	Mattapan	MA	8	0		8						8
						02136	Hyde Park	MA	104	0			104					104
						02170	Quincy	MA	16	0			16					16
						02171	Quincy	MA	16	0			16					16
						02188	Weymouth	MA	23	0			23					23



Project	Phase2	Project Name	General Contractor	Company ID	Company Name	ZipCode	PrimaryCity	ST	Hours Weekly - Male	Hours Weekly - Female	Hours Weekly - Asian	Hours Weekly - Black/African American/Hispanic/Latino/Verdean	Hours Weekly - Caucasian	Hours Weekly - Hispanic	Hours Weekly - Native American/Alaskan/Alut.	Hours Weekly - Minority	Hours Weekly - Other	Total Hours Weekly
						02322	Avon	MA	16	0			16					16
						02324	Bridgewater	MA	253	0			253					253
						02360	Plymouth	MA	8	0			8					8
						02723	Fall River	MA	844	0			844					844
						02745	New Bedford	MA	440	0			8	432				440
						02747	North Dartmouth	MA	24	0			24					24
						02760	North Attleboro	MA	8	0			8					8
						02777	Svensen	MA	12	0			12					12
						02780	Taunton	MA	130	0			130					130
						02790	Westport	MA	16	0			16					16
						02790	Westport	MA	2	0			2					2
						02817	West Greenwich	RI	163	0			163					163
						02895	Woonsocket	RI	3	0			3					3
						02895	Woonsocket	RI	62	0			62					62
						02895	Woonsocket	RI	28	0			28					28
				000061787	Clayton LLC / Bluebird Graphic Solutions	01801	Woburn	MA	28	0			28					28
				7000064451	DePaoli Mosaic Company	01904	Lynn	MA	11	0			11					11
						01930	Gloucester	MA	37	0			37					37
						02066	Schuette	MA	48	0			48					48
						02093	Wrentham	MA	5	0			5					5
						02132	West Roxbury	MA	8	0			8					8
						02351	Abrington	MA	32	0			32					32
						02360	Plymouth	MA	154	0			154					154
						02563	Sandwich	MA	1,102	0			1,102					1,102
						02655	Osterville	MA	184	0			184					184
						02719	Fairhaven	MA	516	0			516					516
						02726	Somerset	MA	1,735	0			1,735					1,735
						02878	Tiverton	RI	224	0			224					224
						01570	Webster	MA	32	0			32					32
						01607	Worcester	MA	6	0			6					6
						01862	North Billerica	MA	8	0			8					8
						01886	Westford	MA	16	0			16					16
						02302	Brockton	MA	29	0			29					29
						02343	Helbrook	MA	104	0			104					104
						02346	Middleboro	MA	8	0			8					8
						02721	Fall River	MA	18	0			18					18
						02857	North Scituate	RI	134	0			134					134
						01432	Ayer	MA	348	0			348					348
						01507	Charlton	MA	182	0			182					182
						01519	Grafton	MA	48	0			48					48
						01520	Helden	MA	73	0			73					73
						01523	Lancaster	MA	328	0			328					328
						01543	Rutland	MA	1,120	0			1,120					1,120
						01602	Worcester	MA	40	0			40					40
						01603	Worcester	MA	64	0			64					64
						01604	Worcester	MA	100	0			100					100
						01605	Worcester	MA	40	0			40					40
						01606	Worcester	MA	908	0			908					908
						02054	Mills	MA	362	0			362					362
						02324	Bridgewater	MA	830	0			830					830
						02360	Plymouth	MA	240	0			240					240
						02780	Taunton	MA	951	0			951					951



Project	Phase2	Project Name	General Contractor	Company ID	Company Name	ZipCode	PrimaryCity	ST	Hours Weekly - Male	Hours Weekly - Female	Hours Weekly - Asian	Hours Weekly - Black/African American/Hispanic/Latino/Verdean	Hours Weekly - Caucasian	Hours Weekly - Hispanic	Hours Weekly - Native American/Alaskan/Alut.	Hours Weekly - Minority	Hours Weekly - Other	Total Hours Weekly
						08053	Ipswich	NH	0	112			112					112
				NV00000389	H. Carr & Sons, Inc.	03915	Beverly	MA	6	0	0		6					6
						02717	East Freetown	MA	153	0			153					153
						02719	Fairhaven	MA	96	0			96					96
						02720	Fall River	MA	216	0			216					216
						02720	Fall River	MA	32	0			32					32
						02721	Fall River	MA	476	0			476					476
						02724	Fall River	MA	164	0			164					164
						02724	Fall River	MA	32	0			32					32
						02726	Somerset	MA	257	0			257					257
						02740	New Bedford	MA	153	0			153					153
						02740	New Bedford	MA	96	0		96						96
						02740	New Bedford	MA	720	0			624	96				720
						02742	New Bedford	MA	44	0			44					44
						02745	New Bedford	MA	276	0			276					276
						02747	North Dartmouth	MA	96	0			96					96
						02748	South Dartmouth	MA	340	0			340					340
						02760	North Attleboro	MA	578	0			578					578
						02760	North Attleboro	MA	621	0			621					621
						02769	Rehoboth	MA	6	0			6					6
						02790	Westport	MA	160	0			160					160
						02806	Barrington	RI	8	0			8					8
						02861	Pawtucket	RI	376	0			376					376
						02863	Central Falls	RI	6	0			6					6
						02865	Lincoln	RI	6	0			6					6
						02878	Tiverton	RI	48	0			48					48
						02879	Wakefield	RI	56	0			56					56
						02889	Warwick	RI	48	0			48					48
						02895	Woonsocket	RI	265	0			265					265
						02895	Woonsocket	RI	376	0			376					376
						02895	Woonsocket	RI	272	0			272					272
						02895	Woonsocket	RI	654	0			654					654
						02904	Providence	RI	21	0		21						21
						02907	Providence	RI	257	0		257						257
						02907	Providence	RI	54	0	54							54
						02910	Cranston	RI	32	0			32					32
						02914	East Providence	RI	8	0			8					8
						02914	East Providence	RI	6	0			6					6
						02914	East Providence	RI	120	0			120					120
						02917	Smithfield	RI	6	0			6					6
						02919	Johnston	RI	46	0			46					46
						02920	Cranston	RI	640	0			640					640
						02537	East Sandwich	MA	48	0			48					48
						02702	Assonet	MA	240	0			240					240
						02718	East Taunton	MA	352	0			352					352
						02720	Fall River	MA	120	0			120					120
						02720	Fall River	MA	96	0			96					96
						02724	Fall River	MA	706	0			706					706
						02743	Acushnet	MA	72	0			72					72
						02743	Acushnet	MA	32	0			32					32
						02746	New Bedford	MA	278	0			278					278



Project	Phase2	Project Name	General Contractor	Company ID	Company Name	ZipCode	PrimaryCity	ST	Hours Weekly - Male	Hours Weekly - Female	Hours Weekly - Asian	Hours Weekly - Black/African American/Hispanic/Latino/Verdean	Hours Weekly - Caucasian	Hours Weekly - Hispanic	Hours Weekly - Native American/Alaskan/Alut.	Hours Weekly - Minority	Hours Weekly - Other	Total Hours Weekly
						02746	New Bedford	MA	168	0			168					168
						02777	Swansea	MA	8	0			8					8
						02777	Swansea	MA	274	0			274					274
						02780	Taunton	MA	738	0			738					738
						02790	Westport	MA	231	0			231					231
				NV00000040	K & K Acoustical Ceilings, Inc.	01104	Springfield	MA	8	0			8					8
						00026	Dedham	MA	322	0			322					322
						02189	East Weymouth	MA	24	0			24					24
						03360	Plymouth	MA	705	0			705					705
						02760	North Attleboro	MA	16	0			16					16
						02863	Central Falls	RI	0	16			16					16
				NV00000133	Marguerite Concrete, Inc.	01504	Baldstone	MA	42	0			42					42
						01569	Uxbridge	MA	325	0			325					325
						01749	Hudson	MA	16	0			16					16
						02752	Marlborough	MA	8	0			8					8
						02019	Bellingham	MA	32	0			32					32
						02035	Foxboro	MA	25	0			25					25
						02038	Franklin	MA	40	0			40					40
						02093	Wrentham	MA	8	0			8				8	8
						02151	Revere	MA	8	0			8		0			8
						02330	Greer	MA	22	0			22					22
						02726	Somerset	MA	160	0			160					160
						02771	Seabork	MA	8	0			8					8
						02777	Swansea	MA	16	0			16					16
						02865	Lincoln	RI	8	0			8					8
						02917	Smithfield	RI	8	0			8					8
				NV00000370	Northeast Interiors of New England, Inc.	02081	Wales	MA	9	0			9					9
						01420	Fitchburg	MA	16	0			16					16
						01507	Chariton	MA	8	0			8					8
						01702	Frammingham	MA	8	0			8					8
						02351	Abrington	MA	126	0			126					126
						02744	New Bedford	MA	80	0			80					80
						02748	South Dartmouth	MA	56	0			56					56
						02777	Swansea	MA	8	0			8					8
						06277	Thompson	CT	20	0			20					20
				NV00000100	Surris Erectors, Inc.	02035	Foxboro	MA	156	0		156						156
						02045	Hull	MA	0	574			574					574
						02127	Boston	MA	8	0			8					8
						02135	Brighton	MA	24	0			24					24
						02301	Brockton	MA	8	0			8					8
						02302	Brockton	MA	701	0		701						701
						02356	North Easton	MA	792	0			792					792
						02364	Krigston	MA	548	0			548					548
						02379	West Bridgewater	MA	154	0			154					154
						02720	Fall River	MA	866	0			866					866
						02723	Fall River	MA	8	0			8					8
						02740	New Bedford	MA	88	0			88					88
						02743	Acushnet	MA	389	0			389					389
						02748	South Dartmouth	MA	72	0			72					72
						02767	Rayham	MA	319	0			319					319
				700069268	V & G Ironworks, Inc.	02826	Deduit	MA	245	0			245					245

Project	Phase2	Project Name	General Contractor	Company ID	Company Name	ZipCode	PrimaryCity	ST	Hours Weekly - Male	Hours Weekly - Female	Hours Weekly - Asian	Hours Weekly - Black/African American/Hispanic/Latino/Verdean	Hours Weekly - Caucasian	Hours Weekly - Hispanic	Hours Weekly - Native American/Alaskan/Alut.	Hours Weekly - Minority	Hours Weekly - Other	Total Hours Weekly	
8881501 88D401E	HCL	Massachusetts State Library Improvements	Northern Contracting Corp.	6000716813	Capita Carpet and Flooring	02149	Bellingham	MA	24	0			24					24	
	ECL	Bristol County Sheriff's Office Facilities Energy and Water Upgrades	Enterprise Equipment Co.	NV00000528	A & M Welding Fabrication, LLC	02043	Everett	MA	8	0			8	0				8	
				6000174119	Annese Electrical Services, Inc.	02346	Hingham	MA	16	0			16						16
				6000158637	Enterprise Equipment Company, Inc.	02346	Middleboro	MA	8	0			8						8
				6000158637	Enterprise Equipment Company, Inc.	02745	Fayville	MA	21	0			21						21
				6000158637	Enterprise Equipment Company, Inc.	02356	North Easton	MA	122	0			122						122
				6000158637	Enterprise Equipment Company, Inc.	02740	New Bedford	MA	9	0			9						9
				6000158637	Enterprise Equipment Company, Inc.	02766	Norton	MA	89	0			89						89
				6000158637	Enterprise Equipment Company, Inc.	02766	Norton	MA	40	0			40						40
				6000158637	Enterprise Equipment Company, Inc.	02050	Winchendon	MA	250	0			250						250
CCCC201				00072	Stoughton	MA	10	0				10						10	
				02136	Hyde Park	MA	10	0				10						10	
				02333	East Bridgewater	MA	123	0				123						123	
				02339	Hanover	MA	266	0				266						266	
				02343	Helbrook	MA	151	0				151						151	
				02048	Marblehead	MA	4	0				4						4	
				6000171087	JM Electrical Company, Inc.	02169	Quincy	MA	30	0			30					30	
				0000835666	Maria Fallon Electrical Services LLC	02766	Norton	MA	40	0			40					40	
				0000301707	Spandic City Insulation, Inc.	02347	Lakeville	MA	40	0			40					40	
				7000023463	Tecta America's New England	02367	Plympton	MA	40	0			40					40	
OME401	HCL	Cape Cod Community College	C.C. Construction Inc.	000056538	C.C. Construction, Inc.	02724	Fall River	MA	127	0			127					127	
				000032463	Tecta America's New England	02919	Johnston	RI	35	0			35					35	
				000056538	C.C. Construction, Inc.	02536	East Falmouth	MA	26	0			26					26	
				7000073246	American Test & Balance, Inc.	00631	Brewster	MA	46	0			46					46	
				6000174119	Annese Electrical Services, Inc.	02645	Henrich	MA	30	0			30					30	
				6000174119	Annese Electrical Services, Inc.	01880	Wakefield	MA	8	0			8					8	
				6000174119	Annese Electrical Services, Inc.	02151	Revere	MA	10	0			10					10	
				6000174119	Annese Electrical Services, Inc.	02151	Revere	MA	10	0			10					10	
				6000174119	Annese Electrical Services, Inc.	02702	Frammingham	MA	92	0			92						92
				6000174119	Annese Electrical Services, Inc.	02043	Hingham	MA	16	0			16						16
				6000158637	Enterprise Equipment Company, Inc.	02066	Schuette	MA	2	0			2					2	
				6000158637	Enterprise Equipment Company, Inc.	02081	Walpole	MA	19	0			19						19
				6000170044	BCM Controls Corp.	02121	Dorchester	MA	26	0		26						26	
				6000170044	BCM Controls Corp.	02191	North Weymouth	MA	242	0			242						242
				6000158637	Enterprise Equipment Company, Inc.	01420	Fitchburg	MA	3	0			3						3
				6000158637	Enterprise Equipment Company, Inc.	01432	Ayer	MA	29	0			29						29
				6000158637	Enterprise Equipment Company, Inc.	04533	Leominster	MA	57	0			57						57
				6000158637	Enterprise Equipment Company, Inc.	01824	Chelmsford	MA	4	0			4						4
				6000158637	Enterprise Equipment Company, Inc.	01832	Haverhill	MA	3	0			3						3
				6000158637	Enterprise Equipment Company, Inc.	02333	Winchendon	MA	32	0			32						32
				02050	Marshfield	MA	6	0				6						6	
				02126	Mattapan	MA	24	0				24						24	
				02136	Hyde Park	MA	171	0				171						171	
				02151	Revere	MA	150	0				150						150	
				02189	East Weymouth	MA	279	0				279						279	
				02333	East Bridgewater	MA	8	0				8						8	
				02343	Helbrook	MA	35	0				35						35	
				02359	Pembroke	MA	263	0				263						263	
				02749	Hudson	MA	51	0				51						51	
				01860	Merrimac	MA	56	0				56						56	
			6000171087	JM Electrical Company, Inc.	01801	Woburn	MA	8	0			8					8		



Project	Phase	Project Name	General Contractor	Company ID	Company Name	Zip Code	Primary City	ST	Hours Weekly - Male	Hours Weekly - Female	Hours Weekly - Asian	Hours Weekly - Black/African American/Hispanic/Latino/Verdean	Hours Weekly - Caucasian	Hours Weekly - Hispanic	Hours Weekly - Native American/Alut. Abut.	Hours Weekly - Minority	Hours Weekly - Other	Total Hours Weekly
						01906	Saugus	MA	39	0			39					39
						02339	Hanover	MA	80	0			80					80
				0000301707	Spindle City Insulation, Inc.	01841	Lawrence	MA	8	0			8					8
						02724	Fall River	MA	24	0			24					24
						02919	Johnston	RI	44	0			44					44
DCP0565	HCS	Remediation and Restoration of C & D Area	Charter Environmental, Inc.	6000183824	Charter Environmental, Inc.	01501	Auburn	MA	350	0			350					350
						01745	Fayette	MA	272	0			272					272
						02048	Marefield	MA	384	0			384					384
						02062	Newwood	MA	194	0			194					194
						02331	Dubuque	MA	152	0			152					152
						03053	Londonderry	NH	78	0			78					78
						03073	North Salem	NH	14	0			14					14
				0000314022	Sumco Eco Contracting, Inc.	01475	Winchendon	MA	4	0			4					4
						01915	Beverly	MA	36	0			36					36
						01960	Peabody	MA	10	0			10					10
						02301	Brockton	MA	58	0			58					58
						02443	Holbrook	MA	10	0		10						10
DCP1228	FCL	HVAC Deferred Maintenance & Energy Conservation Measures - Springfield State Office Building	Maros Construction Co., Inc	6000165159	Maros Construction Company, Inc.	01013	Chicopee	MA	8	0		8						8
						01040	Holyoke	MA	564	0			564					564
						01109	Springfield	MA	39	0		39						39
						01760	Natick	MA	0	526			526					526
DCP1229	FC2	Deferred Maintenance & Code Deficiencies	Mill City Construction, Inc.	6000172831	H.M. Nunes & Sons Construction, Inc.	01009	Bondville	MA	4	0			4					4
						01020	Chicopee	MA	16	0			16			16		16
						01056	Ludlow	MA	64	0			64			64		64
						01057	Monson	MA	66	0			66					66
						01069	Palmer	MA	84	0			84					84
DCP1340	HCL	Mass Information Technology Center-UPS System Replacement	Ostrow Electric Company	6000158084	Hallanore Corporation	02025	Chathamset	MA	10	0			10					10
						02324	Bridgewater	MA	19	0			19					19
						02346	Middleboro	MA	27	0			27					27
						02351	Abrington	MA	28	0			28					28
						02703	Attleboro	MA	10	0			10					10
						02703	Attleboro	MA	10	0			10				10	10
						02830	Harrisville	RI	18	0			18					18
				NV00000498	High Voltage Maintenance	01760	Natick	MA	29	0			29					29
						02050	Marshfield	MA	30	0			30					30
						02187	Milton Village	MA	16	0			16					16
						02465	West Newton	MA	66	0			66					66
				6000156564	Ostrow Electrical Company	01501	Auburn	MA	538	0			538					538
						01571	Dudley	MA	316	0	316							316
						01604	Worcester	MA	343	0			343					343
						01720	Acton	MA	2	0	2							2
						01801	Woburn	MA	72	0			72					72
						01810	Andover	MA	11	0			11					11
						01832	Haverhill	MA	0	2	2							2
						01834	Groveland	MA	151	0	151							151
						01835	Haverhill	MA	10	0			10					10
						01845	North Andover	MA	82	0	82							82
						01876	Tewksbury	MA	194	0	194							194
						01887	Wilmington	MA	64	0	64							64
						01905	Lynn	MA	56	0	56							56
						01921	Barnford	MA	263	0	263							263

Project	Phase	Project Name	General Contractor	Company ID	Company Name	ZipCode	PrimaryCity	ST	Hours Weekly - Male	Hours Weekly - Female	Hours Weekly - Asian	Hours Weekly - Black/African American/Hispanic/Latino/Verdean	Hours Weekly - Caucasian	Hours Weekly - Hispanic	Hours Weekly - Native American/Alut.	Hours Weekly - Minority	Hours Weekly - Other	Total Hours Weekly
						01938	Bryant	MA	0	88			88					88
						02043	Hingham	MA	79	0	79							79
						02062	Norwood	MA	182	0	182							182
						02151	Revere	MA	32	0				32				32
						02184	Braintree	MA	80	0	80							80
						02465	West Newton	MA	0	262			262					262
						02472	Watertown	MA	41	0			41					41
						03051	Hudson	NH	441	0			441					441
						03868	Rochester	NH	386	0	386							386
						07701	Frammingham	MA	10	0						10		10
						02150	Chelsea	MA	10	0			10					10
DCP1353	FCL	McCormack State Office Garage Drainage Repairs	P.J. Kennedy & Sons, Inc.	NV00000331	P.J. Kennedy & Sons, Inc.	01821	Billerica	MA	8	0			8					8
						01876	Tewksbury	MA	40	0			40					40
						01880	Wakefield	MA	926	0			926					926
						02124	Dorchester Center	MA	552	0			552					552
						02129	Charlestown	MA	352	0			352					352
						02132	West Roxbury	MA	16	0			16					16
						02149	Everett	MA	520	0			520					520
						02151	Revere	MA	320	0			320					320
						02360	Plymouth	MA	280	0			280					280
DCP1431	HCL	Building Envelope Repairs, MITC - Phase II	Bay Contracting, Inc.	0000814894	Bay Contracting, Inc.	01826	Dracut	MA	94	0			94					94
						01841	Lawrence	MA	96	0		96						96
						01843	Lawrence	MA	32	0		32						32
						01854	Lowell	MA	64	0		64						64
						02148	Malden	MA	456	0			456					456
						03038	Derry	NH	421	0			421					421
						03079	Salem	NH	333	0			333					333
						02149	Everett	MA	76	0			76					76
DCRWALDCTR	DC1	Walden Pond Visitor Center Replacement	Stulman Contracting, Inc.	6000162797	Bire-Lite Electrical Company, Inc.	02370	Rockland	MA	60	0			60					60
						02702	Assonet	MA	40	0			40					40
						03045	Goffstown	NH	35	0			35					35
						03052	Litchfield	NH	6	0			6					6
						03055	Milford	NH	7	0			7					7
						03060	Nashua	NH	16	0			16					16
						03062	Nashua	NH	45	0			45					45
						03102	Manchester	NH	6	0			6				6	6
						03104	Manchester	NH	4	0			4					4
						01520	Hobden	MA	78	0			78					78
						01543	Rutland	MA	0	0			512					0
						01530	Sutton	MA	168	0			168					168
						02719	Fairhaven	MA	28	0			28					28
						02724	Fall River	MA	18	0			18					18
						02740	New Bedford	MA	30	0			30					30
						02744	New Bedford	MA	16	0			16					16
						02745	New Bedford	MA	94	0			94					94
						02748	South Dartmouth	MA	56	0			56					56
						02790	Westport	MA	52	0			52					52
						07701	Frammingham	MA	16	0			16					16
						01905	Lynn	MA	8	0			8					8
						02090	Westwood	MA	8	0			8					8
						02135	Brighton	MA	8	0			8					8

Project	Phase2	Project Name	General Contractor	Company ID	Company Name	ZipCode	PrimaryCity	ST	Hours Weekly - Male	Hours Weekly - Female	Hours Weekly - Asian	Hours Weekly - Black/African American/Hispanic/Latino/Verdean	Hours Weekly - Caucasian	Hours Weekly - Hispanic	Hours Weekly - Native American/Alaskan/Alut.	Hours Weekly - Minority	Hours Weekly - Other	Total Hours Weekly
						02188	Weymouth	MA	16	0			16					16
						02189	East Weymouth	MA	12	0			12					12
						00038	Derry	NH	6	0			6					6
				NV00000909	Connolly Concrete Construction, Inc.	02324	Bridgewater	MA	71	0			71					71
						02333	East Bridgewater	MA	186	0			186					186
						02767	Rayham	MA	112	0			112					112
				6000186207	Davis Contracting, Inc.	02131	Roslindale	MA	14	0			14	0				14
				0000358887	Einstein's Solutions, Inc.	01420	Fitchburg	MA	448	0			287	160				448
				NV00000862	F.G.M. Construction, Inc.	02144	Somerville	MA	102	0		102						102
						02145	Somerville	MA	190	0		190						190
						02164	Newton	MA	60	0			60					60
				NV00000279	Harold Brothers	01540	Oxford	MA	64	0			64					64
						01540	Oxford	MA	40	0			40					40
						01543	Rutland	MA	64	0			64					64
						01570	Webster	MA	28	0			28					28
						02301	Brockton	MA	18	0			18					18
						02914	East Providence	RI	416	0			416					416
				000670088	L & L Contracting, Inc.	00072	Stoughton	MA	54	0			54					54
						02151	Revere	MA	132	0			58	74				132
						02360	Plymouth	MA	68	0			68					68
						02780	Taunton	MA	7	0			7					7
				6000173383	Sturman Contracting, Inc.	01562	Spencer	MA	26	0			26					26
				NV00000337	Thomas E. Snowden, Inc.	00826	Dorset	MA	32	0			32					32
						01834	Groveland	MA	16	0			16					16
						01843	Lawrence	MA	24	0			24					24
						01906	Salgis	MA	110	0			110					110
						01913	Amesbury	MA	78	0			78					78
						01923	Danvers	MA	34	0			34					34
						01949	Middleton	MA	16	0			16					16
						03038	Derry	NH	8	0			8					8
						02324	Bridgewater	MA	0	8			8					8
				6000197262	Viking Industries, Inc.	02760	North Attleboro	MA	56	0			56					56
						02914	East Providence	RI	8	0			8					8
0051402	HCL	Templeton Development Center Waste Lodge Annex Demolition	S & R Corporation	6000064080	S & R Contracting Corporation	01527	Milbury	MA	136	0			136					136
						01801	Woburn	MA	24	0			24					24
						01841	Lawrence	MA	64	0			64					64
						01851	Lowell	MA	141	0			141					141
						02113	Boston	MA	80	0			80					80
						02709	Attleboro	MA	40	0			40					40
						03076	Belham	NH	48	0			48					48
						03110	Bedford	NH	88	0			88					88
0051405	HCL	Fernald Development Center - Sewer Main Replacement	Commonwealth Construction & Utilities	0000062597	Commonwealth Construction & Utilities, Inc.	01463	Pepperell	MA	8	0			8					8
						00062	Nunwood	MA	16	0			16					16
						02194	Needham	MA	512	0			512					512
						02451	Waltham	MA	30	0			30					30
						02451	Waltham	MA	44	0			44					44
						02453	Waltham	MA	24	0			24					24
						02772	Wettersburg	MA	746	0			746					746
						02723	Fall River	MA	32	0			32					32
						02724	Fall River	MA	8	0			8					8
						03848	Krigston	NH	72	0			72					72

Project	Phase2	Project Name	General Contractor	Company ID	Company Name	ZipCode	PrimaryCity	ST	Hours Weekly - Male	Hours Weekly - Female	Hours Weekly - Asian	Hours Weekly - Black/African American/Hispanic/Latino/Verdean	Hours Weekly - Caucasian	Hours Weekly - Hispanic	Hours Weekly - Native American/Alut.	Hours Weekly - Minority	Hours Weekly - Other	Total Hours Weekly
DD5405	H2	Fernald Development Center - Utility Cut & Cap	Ranco Survey Stakes, Inc.	6000176105	Ranco Survey Stakes, Inc.	02021	Canton	MA	136	0	0	0	136	0	0	0	0	136
						02322	Avon	MA	717	0	0	0	717	0	0	0	0	717
						02333	East Bridgewater	MA	344	0	0	0	344	0	0	0	0	344
						02360	Plymouth	MA	4	0	0	0	4	0	0	0	0	4
						02379	West Bridgewater	MA	80	0	0	0	80	0	0	0	0	80
						02780	Taunton	MA	144	0	0	0	144	0	0	0	0	144
DD51502	H2	Templeton Development Ctr - Demolition of Sewage Treatment Plant	S & R Contracting Corporation	00001397681	American Environmental, Inc.	01103	Springfield	MA	8	0	0	0	8	0	0	0	0	8
						01843	Lawrence	MA	8	0	0	0	8	0	0	0	0	8
						02079	Salem	NH	8	0	0	0	8	0	0	0	0	8
						02752	Marlborough	MA	32	0	0	32	0	0	0	0	0	32
						01886	Westford	MA	52	0	0	52	0	0	0	0	0	52
DD51501	H2	Cooling Water & Milk Waste Subsurface Disposal System	Kozowski Brothers Contracting	0000118001		01507	Charlton	MA	96	0	0	0	96	0	0	0	0	96
DD51502	H2	Templeton Development Ctr - Demolition of Sewage Treatment Plant	S & R Contracting Corporation	00001181245	Medeiros Hydroseeding & Landscape Const., Inc.	01057	Monson	MA	14	0	0	0	14	0	0	0	0	14
						02379	West Bridgewater	MA	16	0	0	0	16	0	0	0	0	16
						01843	Lawrence	MA	8	0	0	0	8	0	0	0	0	8
						01851	Lowell	MA	35	0	0	0	35	0	0	0	0	35
						00332	East Walpole	MA	112	0	0	0	112	0	0	0	0	112
						02038	Franklin	MA	32	0	0	0	32	0	0	0	0	32
						02189	East Weymouth	MA	16	0	0	0	16	0	0	0	0	16
						02703	Attleboro	MA	112	0	0	0	112	0	0	0	0	112
						03077	Raymond	NH	88	0	0	0	88	0	0	0	0	88
DEP0001	DC2	Well Experiment Station-Renovate Fapide and Former Entrance	Folan Waterproofing & Construction	6000162879	A & A Window Products, Inc.	01876	Tewksbury	MA	16	0	0	0	16	0	0	0	0	16
						03779	West Bridgewater	MA	16	0	0	0	16	0	0	0	0	16
						01844	Methuen	MA	8	0	0	0	8	0	0	0	0	8
						01930	Gloucester	MA	142	0	0	0	142	0	0	0	0	142
						02125	Dorchester	MA	8	0	0	0	8	0	0	0	0	8
						02132	West Roxbury	MA	166	0	0	0	166	0	0	0	0	166
						02301	Brockton	MA	4	0	0	4	0	0	0	0	0	4
						02302	Brockton	MA	34	0	0	0	34	0	0	0	0	34
						02703	Attleboro	MA	24	0	0	0	24	0	0	0	0	24
						02719	Fairhaven	MA	16	0	0	0	16	0	0	0	0	16
						02720	Fall River	MA	100	0	0	0	100	0	0	0	0	100
						02721	Fall River	MA	168	0	0	0	168	0	0	0	0	168
						02724	Fall River	MA	49	0	0	0	49	0	0	0	0	49
						02743	Acushnet	MA	7	0	0	0	7	0	0	0	0	7
						02744	New Bedford	MA	12	0	0	0	12	0	0	0	0	12
						02790	Westport	MA	37	0	0	0	37	0	0	0	0	37
						02878	Tiverton	RI	37	0	0	0	37	0	0	0	0	37
						01801	Woburn	MA	24	0	0	0	24	0	0	0	0	24
						02128	Boston	MA	56	0	0	0	56	0	0	0	0	56
						02302	Brockton	MA	86	0	0	0	86	0	0	0	0	86
						02164	Kingston	MA	32	0	0	0	32	0	0	0	0	32
DF50001	DC1	Western Massachusetts Fire Training Academy	W.J. Mountford Company	6000162628	Adams Plumbing & Heating, Inc.	01027	Easthampton	MA	510	0	0	0	510	0	0	0	0	510
						01035	Hadley	MA	4	0	0	0	4	0	0	0	0	4
						02101	Pittsfield	MA	94	0	0	0	94	0	0	0	0	94
						02120	Adams	MA	310	0	0	0	310	0	0	0	0	310
						01225	Cheshire	MA	4	0	0	0	4	0	0	0	0	4
						02137	Lanesboro	MA	24	0	0	0	24	0	0	0	0	24
						01247	North Adams	MA	51	0	0	0	51	0	0	0	0	51
						01247	North Adams	MA	19	0	0	0	19	0	0	0	0	19
						01301	Greenfield	MA	320	0	0	0	320	0	0	0	0	320



Project	Phase2	Project Name	General Contractor	Company ID	Company Name	ZipCode	PrimaryCity	ST	Hours Weekly - Male	Hours Weekly - Female	Hours Weekly - Asian	Hours Weekly - Black/African American/Hispanic/Latino/Verdean	Hours Weekly - Caucasian	Hours Weekly - Hispanic	Hours Weekly - Native American/Alaskan/Alut.	Hours Weekly - Minority	Hours Weekly - Other	Total Hours Weekly
						05701	Rutland	VT	345	0			345					345
				6000159309	Ayotte & King for Tile, Inc.	00001	Agawam	MA	262	0			262					262
						00020	Chicopee	MA	28	0			28					28
						00040	Holyoke	MA	138	0			138					138
						00071	Russell	MA	8	0			8					8
						00071	Russell	MA	5	0			5					5
						00077	Southwick	MA	4	0			4					4
						00086	Westfield	MA	6	0			6					6
						00086	Westfield	MA	95	0			95					95
						00086	Westfield	MA	340	0			340					340
						01104	Springfield	MA	0	81			81					81
						01108	Springfield	MA	30	0			30					30
						01118	Springfield	MA	49	0			49					49
						00001	Agawam	MA	40	0			40					40
				NV00000311	Cantarella & Son, Inc.	00247	North Adams	MA	5	0		5						5
						00585	West Brookfield	MA	8	0			8					8
				6000159443	Central Ceilings, Inc.	00056	Ludlow	MA	30	0			30					30
						00089	West Springfield	MA	294	0			294					294
						06013	Burlington	VT	2	0			2					2
						06108	East Hartford	CT	8	0			8					8
						06457	Middletown	CT	278	0			278					278
						00013	Chicopee	MA	45	0			45					45
						00027	Easthampton	MA	45	0			45					45
						00040	Holyoke	MA	20	0			20					20
						00057	Monson	MA	476	0			455	22				476
						00089	West Springfield	MA	5	0			5					5
						01104	Springfield	MA	5	0			5					5
						01108	Springfield	MA	10	0			10					10
				6000156831	John W. Egan Company, Inc.	00010	Brimfield	MA	96	0			96					96
						00020	Chicopee	MA	34	0			34					34
						00060	Northampton	MA	282	0			282					282
						00082	Ware	MA	8	0			8					8
						01119	Springfield	MA	19	0			19					19
						04420	Fitchburg	MA	53	0			53					53
						00535	North Brookfield	MA	29	0			29					29
						02745	New Bedford	MA	8	0			8					8
				600015699	Unwin Overhead Doors, Inc.	00050	Huntington	MA	2	0			2					2
				0000948784	Wolverine Fire Protection Company	00085	Westfield	MA	32	0			32					32
						01109	Springfield	MA	24	0			24					24
						01118	Springfield	MA	8	0			8					8
						00562	Spencer	MA	8	0			8					8
						00550	Southbridge	MA	8	0			8					8
				0000402103	J.R. Vinagro Corp.	01841	Lawrence	MA	808	0			808					808
						00841	Lawrence	MA	2	0			2					2
						00843	Lawrence	MA	8	0			8					8
						00844	Methuen	MA	16	0			16					16
						00876	Tewksbury	MA	112	0			112					112
						00960	Peabody	MA	32	0			32					32
						02184	Braintree	MA	144	0			144					144
						02726	Somerset	MA	12	0			12					12
DWHL502	HCL	Taunton State Hospital Howland Building and Garage Demolition	J.R. Vinagro Corporation															



Project	Phase2	Project Name	General Contractor	Company ID	Company Name	ZipCode	PrimaryCity	ST	Hours Weekly - Male	Hours Weekly - Female	Hours Weekly - Asian	Hours Weekly - Black/African American/Hispanic/Latino/Verdean	Hours Weekly - Caucasian	Hours Weekly - Hispanic	Hours Weekly - Native American/Alut.	Hours Weekly - Minority	Hours Weekly - Other	Total Hours Weekly
						02780	Taunton	MA	52	0			52					52
						02852	North Kingstown	RI	55	0			55					55
						02886	Warwick	RI	16	0			16					16
						02895	Woonsocket	RI	8	0			8					8
						02908	Providence	RI	96	0			96					96
DMH1602	HC2	Secure Women's Addiction Treatment Unit in Chambers - Taunton State Hospital	Bond Brothers, Inc.	6000156732		02151	Revere	MA	253	0			253					253
						02186	Milton	MA	453	0			453					453
						02402	Brockton	MA	0	3			3					3
						02720	Fall River	MA	1,214	0			1,214					1,214
						02760	North Attleboro	MA	0	650			650					650
						02780	Taunton	MA	108	0			108					108
						02865	Lincoln	RI	749	0			749					749
						03048	Mansfield	MA	224	0			224					224
						03072	Stoughton	MA	9	0			9					9
						02171	Quincy	MA	56	0			56					56
						02186	Milton	MA	56	0			56					56
						02190	South Weymouth	MA	248	0			248					248
						02302	Brockton	MA	32	0			32					32
						02333	East Bridgewater	MA	16	0			16					16
						02351	Abrington	MA	623	0			623					623
						02359	Pembroke	MA	52	0			52					52
						02368	Randolph	MA	16	0			16					16
						02740	New Bedford	MA	56	0		56						56
						01013	Chicago	MA	54	0			54					54
						01075	South Hadley	MA	59	0			59					59
						01082	Ware	MA	88	0			88					88
						01301	Greenfield	MA	59	0			59					59
						01501	Auburn	MA	120	0	120							120
						01603	Worcester	MA	20	0	20							20
						01801	Woburn	MA	12	0			12					12
						01860	Merrimac	MA	8	0			8					8
						01960	Peabody	MA	16	0			16					16
						01960	Peabody	MA	8	0			8					8
						02124	Dorchester Center	MA	8	0			8					8
						02149	Everett	MA	24	0			24					24
						02150	Chelsea	MA	54	0			54					54
						02150	Chelsea	MA	40	0			40					40
						02324	Bridgewater	MA	162	0			162					162
						02346	Middleboro	MA	36	0			36					36
						02532	Buzzards Bay	MA	8	0			8					8
						02537	East Sandwich	MA	212	0			212					212
						06078	Suffield	CT	33	0			33					33
						02184	Braintree	MA	32	0			32					32
						02346	Middleboro	MA	48	0			48					48
						02720	Fall River	MA	144	0			144					144
						02743	Acushnet	MA	120	0			120					120
						02864	Cumberland	RI	144	0			144					144
						02886	Warwick	RI	148	0			148					148
						02128	Boston	MA	8	8			16					16
						02151	Revere	MA	56	56			112					112
						02720	Fall River	MA	40	0			40					40



Project	Phase2	Project Name	General Contractor	Company ID	Company Name	ZipCode	PrimaryCity	ST	Hours Weekly - Male	Hours Weekly - Female	Hours Weekly - Asian	Hours Weekly - Black/African American/Hispanic/Latino/Verdean	Hours Weekly - Caucasian	Hours Weekly - Hispanic	Hours Weekly - Native American/Alaskan/Alut.	Hours Weekly - Minority	Hours Weekly - Other	Total Hours Weekly
					Granite State Specialties LLC	02766	Norton	MA	0	8			8					8
				NV00000330		01430	Ashburnham	MA	16	0			16					16
						08079	Salem	NH	14	0			14					14
						08102	Manchester	NH	3	0			3					3
				NV00000189	H. Carr & Sons, Inc.	02128	Boston	MA	31	0			31					31
						02189	East Weymouth	MA	84	0			84					84
						02346	Middleboro	MA	157	0			157					157
						02382	Whitman	MA	174	0			174					174
						02717	East Freetown	MA	148	0			148					148
						02718	East Taunton	MA	212	0			212					212
						02719	Fairhaven	MA	183	0			183					183
						02720	Fall River	MA	610	0			610					610
						02721	Fall River	MA	32	0			32					32
						02723	Fall River	MA	155	0			155					155
						02724	Fall River	MA	197	0			197					197
						02726	Somerset	MA	66	0			66					66
						02740	New Bedford	MA	10	0			10					10
						02740	New Bedford	MA	121	0		62	59					121
						02743	Acushnet	MA	394	0			394					394
						02746	New Bedford	MA	144	0			144					144
						02747	North Dartmouth	MA	72	0			72					72
						02760	North Attleboro	MA	252	0			252					252
						02771	Seekonk	MA	128	0			128					128
						02780	Taunton	MA	0	0			339					0
						02790	Westport	MA	207	0			207					207
						02806	Barrington	RI	23	0			23					23
						02864	Cumberland	RI	21	0			21					21
						02865	Lincoln	RI	6	0		6						6
						02879	Wakefield	RI	752	0			752					752
						02889	Warwick	RI	114	0			13	101				114
						02893	West Warwick	RI	278	0			278					278
						02895	Woonsocket	RI	592	0			6	586				592
						02910	Cranton	RI	68	0			8	68				68
						02914	East Providence	RI	47	0			8	39				47
						02915	Riverside	RI	600	0			600					600
						02919	Johnston	RI	997	0			997					997
						02920	Cranton	RI	53	0		7	46					53
				NV00000207	J.L. Marshall & Sons, Inc.	01504	Blackstone	MA	70	0			70					70
						01529	Milville	MA	8	0			8					8
						01757	Milford	MA	223	0			223					223
						01845	North Andover	MA	32	0			32					32
						01887	Whittington	MA	40	0			40					40
						02019	Bellingham	MA	8	0			8					8
						02360	Plymouth	MA	144	0			144					144
						02703	Attleboro	MA	8	0			8					8
						02743	Acushnet	MA	8	0			8					8
						02760	North Attleboro	MA	24	0			24					24
						02814	Ongasset	RI	100	0			100					100
						02857	North Scituate	RI	8	0			8					8
						02861	Pawtucket	RI	8	0			8					8
						02863	Central Falls	RI	308	0			308					308

Project	Phase2	Project Name	General Contractor	Company ID	Company Name	ZipCode	PrimaryCity	ST	Hours Weekly - Male	Hours Weekly - Female	Hours Weekly - Asian	Hours Weekly - Black/African American/Hispanic/Verdean	Hours Weekly - Caucasian	Hours Weekly - Hispanic	Hours Weekly - Native American/Alut.	Hours Weekly - Minority	Hours Weekly - Other	Total Hours Weekly
						02910	Conston	RI	64	0			64					64
						02914	East Providence	RI	120	0			120					120
						02917	Smithfield	RI	20	0			20					20
				7000065652	James W. Flett Company, Inc.	00048	Mansfield	MA	336	0			336					336
						02451	Waltham	MA	392	0			392					392
						02721	Fall River	MA	32	0			32					32
						02740	New Bedford	MA	32	0			32					32
						02745	New Bedford	MA	160	0			160					160
				6000171087	JM Electrical Company, Inc.	02155	Medford	MA	8	0			8					8
						02169	Quincy	MA	20	0			20					20
						02324	Bridgewater	MA	42	0			42					42
				NV00000040	K & K Acoustical Ceilings, Inc.	02360	Plymouth	MA	32	0			32					32
						02360	Plymouth	MA	162	0			162					162
				NV00000814	M&A Architectural Preservation, Inc.	01906	Saugus	MA	3	0			3					3
						02184	Boltonree	MA	40	0			40					40
				0000835666	Maria Fallon Electrical Services LLC	02347	Lakeville	MA	29	0			29					29
						02367	Plympton	MA	421	0			421					421
				6000181054	Quinn Brothers of Essex, Inc.	01420	Fitchburg	MA	8	0		8						8
						01913	Amesbury	MA	16	0			16					16
						02054	Mills	MA	88	0			88					88
						02343	Helbrook	MA	80	0			80					80
				6000156567	Salem Glass Company	02360	Plymouth	MA	96	0			96					96
						02632	Centerville	MA	144	0			144					144
						02888	Warwick	RI	32	0			32					32
				0000142067	Snap Companies / Snap Painting Corporation	01865	Nutting Lake	MA	32	0		32						32
						02151	Revere	MA	8	0			8					8
						02338	Hallifax	MA	24	0			24					24
						02719	Fairhaven	MA	72	0			72					72
						02721	Fall River	MA	40	0			40					40
						02740	New Bedford	MA	32	0			32					32
						02747	North Dartmouth	MA	32	0			32					32
						02779	Berkley	MA	192	0			192					192
						02861	Pawtucket	RI	40	0			40					40
				6000173668	State Electric Corporation	07701	Frammingham	MA	706	0			706					706
						02038	Franklin	MA	226	0			226					226
						02169	Quincy	MA	0	525			525					525
						02190	South Weymouth	MA	879	0			879					879
						02190	South Weymouth	MA	104	0			104					104
						02343	Helbrook	MA	696	0			696					696
						02343	Helbrook	MA	149	0			149					149
						02382	Whitman	MA	8	0			8					8
						02719	Fairhaven	MA	356	0			356					356
						02720	Fall River	MA	393	0			393					393
						02740	New Bedford	MA	673	0			673					673
						02747	North Dartmouth	MA	690	0			690					690
						02779	Berkley	MA	745	0			745					745
						02780	Taunton	MA	213	0			213					213
						02790	Westport	MA	216	0			216					216
				6000156643	Thomas G. Gallagher, Inc.	01906	Saugus	MA	359	0			359					359
						02045	Hull	MA	25	0			25					25
						02056	Norfolk	MA	201	0			201					201

Project	Phase2	Project Name	General Contractor	Company ID	Company Name	ZipCode	PrimaryCity	ST	Hours Weekly - Male	Hours Weekly - Female	Hours Weekly - Asian	Hours Weekly - Black/African American/Hispanic/Latino/Verdean	Hours Weekly - Caucasian	Hours Weekly - Hispanic	Hours Weekly - Native American/Alaskan/Alut.	Hours Weekly - Minority	Hours Weekly - Other	Total Hours Weekly										
DPH0702	HCL	DPH-UMW Jamaica Plain, Hilton Tower-HVAC Repairs	Enterprise Equipment Co.	6000159749	Thompson Company, Inc.	02780	Stoughton	MA	245	0	0	0	245	0	0	0	0	245										
									339	0	0	0	339	0	0	0	339											
									198	0	0	0	198	0	0	0	198											
									33	0	0	0	33	0	0	0	33											
									16	0	0	0	16	0	0	0	16											
									49	0	0	0	49	0	0	0	49											
									24	0	0	0	24	0	0	0	24											
									83	0	0	0	83	0	0	0	83											
									49	0	0	0	49	0	0	0	49											
									74	0	0	0	74	0	0	0	74											
									66	0	0	0	66	0	0	0	66											
									70	0	0	0	70	0	0	0	70											
									66	0	0	0	66	0	0	0	66											
									46	0	0	0	46	0	0	0	46											
									45	0	0	0	45	0	0	0	45											
DPH1202	HCL	Tewksbury State Hospital - Saunders Building Generator Expansion	Brothers Electrical Company, LLC	0000155141	Brothers Electrical Company, LLC	01463	Pepperell	MA	716	0	0	0	716	0	0	0	0	0	716									
									278	0	0	0	278	0	0	0	278											
									19	0	0	0	19	0	0	0	19											
									3	0	0	0	3	0	0	0	3											
									3	0	0	0	3	0	0	0	3											
									3	0	0	0	3	0	0	0	3											
									314	0	0	0	314	0	0	0	314											
									499	0	0	0	499	0	0	0	499											
									24	0	0	0	24	0	0	0	24											
									56	0	0	0	56	0	0	0	56											
									32	0	0	0	32	0	0	0	32											
									128	0	0	0	128	0	0	0	128											
									16	0	0	0	16	0	0	0	16											
									16	0	0	0	16	0	0	0	16											
									DPH350E	EC1	Comprehensive Energy Upgrades at the Massachusetts State Laboratory	J.C. Camistrano LLC	6000184941	Esser Newbury North Company	01841	Lawrence	MA	56	0	0	0	56	0	0	0	0	0	56
32	0	0	0	32	0	0	0	32																				
128	0	0	0	128	0	0	0	128																				
16	0	0	0	16	0	0	0	16																				
16	0	0	0	16	0	0	0	16																				
4	0	0	0	4	0	0	0	4																				
290	0	0	0	290	0	0	0	290																				
6	0	0	0	6	0	0	0	6																				
339	0	0	0	339	0	0	0	339																				
8	0	0	0	8	0	0	0	8																				
136	0	0	0	136	0	0	0	136																				
120	0	0	0	120	0	0	0	120																				
402	0	0	0	402	0	0	0	402																				
RRC0902	DC2	RRC-Hemenway Hall and Annex - Renovations	Barr & Barr, Inc.	6000189470	Ambient Temperature Corp.	01801	Woburn	MA										262	0	0	0	262	0	0	0	0	0	262
																		336	0	0	0	336	0	0	0	336		
									64	0	0	0	64	0	0	0	64											
									272	0	0	0	272	0	0	0	272											
									17	0	0	0	17	0	0	0	17											
									8	0	0	0	8	0	0	0	8											
									8	0	0	0	8	0	0	0	8											
									24	0	0	0	24	0	0	0	24											
									188	0	0	0	188	0	0	0	188											
									8	0	0	0	8	0	0	0	8											
									49	0	0	0	49	0	0	0	49											
									32	0	0	0	32	0	0	0	32											

Project	Phase2	Project Name	General Contractor	Company ID	Company Name	ZipCode	PrimaryCity	ST	Hours Weekly - Male	Hours Weekly - Female	Hours Weekly - Asian	Hours Weekly - Black/African American/Hispanic/Latino/Verdean	Hours Weekly - Caucasian	Hours Weekly - Hispanic	Hours Weekly - Native American/Alaskan/Alut.	Hours Weekly - Minority	Hours Weekly - Other	Total Hours Weekly
						03051	Hudson	NH	338	0			338					338
						03079	Salem	NH	13	0			13					13
						03835	Farmington	NH	4	0			4					4
				000014104	Barr & Barr, Inc.	01057	Monson	MA	1,280	0			1,280					1,280
						02904	Providence	RI	192	0			192					192
				6000176813	Capital Carpet and Flooring	01801	Woburn	MA	40	0			40					40
						01876	Tewksbury	MA	56	0			56					56
						01940	Lynnfield	MA	24	0			24					24
						02149	Everett	MA	48	0		48						48
						02150	Chelsea	MA	40	0			40					40
				6000305820	Folan Waterproofing	02360	Plymouth	MA	119	0			119					119
						02724	Fall River	MA	80	0			80					80
						02743	Acushnet	MA	41	0			41					41
				NV00000517	New Roads Environmental	01841	Lawrence	MA	1,672	208			1,880					1,880
						01841	Lawrence	MA	192	0			192					192
						01842	Lawrence	MA	216	0			216					216
						01844	Methuen	MA	216	0			216					216
						01846	Unknown	UV	192	0			192					192
						01851	Lowell	MA	104	0	104							104
						02151	Revere	MA	128	0	128							128
				6000180272	P.J. Donnie Company, Inc.	01834	Groveland	MA	8	0			8					8
						01844	Methuen	MA	24	0			24					24
						01887	Wilmington	MA	24	0			24					24
						01906	Saugus	MA	8	0			8					8
						01940	Lynnfield	MA	96	0			96					96
						01960	Peabody	MA	3	0			3					3
						02180	Stoneham	MA	202	0			202					202
						02357	North Easton	MA	3	0			3					3
						03077	Raymond	NH	80	0			80					80
				NV00000149	Professional Drywall Construction	01010	Birfield	MA	8	0			8					8
						01056	Ludlow	MA	176	0			176					176
						01095	Wilbraham	MA	182	0			182					182
						01525	Linwood	MA	128	0			128					128
						01569	Uxbridge	MA	70	0			70					70
						01757	Millis	MA	73	0			73					73
				NV00000349	SOC Corporation	01516	Douglas	MA	128	0			128					128
						01721	Athol	MA	40	0			40					40
						01757	Millis	MA	514	0			514					514
						01850	Lowell	MA	16	0			16					16
						01053	Medway	MA	184	0			184					184
						02125	Dorchester	MA	24	0		24						24
						02128	Boston	MA	24	0			24					24
						02151	Revere	MA	213	0			213					213
						02170	Quincy	MA	40	0			40					40
						02180	Stoneham	MA	8	0			8					8
						02302	Brockton	MA	40	0			40					40
						02745	New Bedford	MA	80	0			80					80
						02895	Woonsocket	RI	112	0			112					112
						02904	Providence	RI	176	0			176					176
				NV00000597	Thermo Dynamics International, Inc.	03824	Durham	NH	8	0			8					8
				6000164776	Titan Roofing, Inc.	01527	Millbury	MA	2	0			2					2

Project	Phase2	Project Name	General Contractor	Company ID	Company Name	ZipCode	PrimaryCity	ST	Hours Weekly - Male	Hours Weekly - Female	Hours Weekly - Asian	Hours Weekly - Black/African American/Hispanic/Latino/Verdean	Hours Weekly - Caucasian	Hours Weekly - Hispanic	Hours Weekly - Native American/Alutiaq	Hours Weekly - Minority	Hours Weekly - Other	Total Hours Weekly
						01585	West Brookfield	MA	18	0			18					18
						02149	Everett	MA	10	0			10					10
				6000197262	Viking Industries, Inc.	02099	Wrentham	MA	64	0			64					64
				6000165217	Wayne J. Griffin Electric, Inc.	01453	Leominster	MA	364	0			364					364
						01501	Auburn	MA	6	0			6					6
						01527	Millbury	MA	272	0			272					272
						01569	Ludbridge	MA	13	0			13					13
						01588	Whitinsville	MA	232	0			232					232
						02746	Holliston	MA	40	0			40					40
						02748	Hopkinton	MA	218	0			218					218
						02053	Mesbury	MA	78	0			78					78
						06066	Vernon Rockville	CT	8	0			8					8
						02170	Quincy	MA	16	0			16					16
						02724	Fall River	MA	16	0			16					16
						03076	Peabody	NH	24	0			24					24
						06513	New Haven	CT	154	0			154					154
						11368	Corona	NY	53	0			53					53
						11372	Jackson Heights	NY	109	0			109					109
						01001	Agawam	MA	30	0			30					30
						01007	Belchertown	MA	26	0			26					26
						01033	Granby	MA	4	0			4					4
						01331	Abhol	MA	20	0			20					20
						01001	Agawam	MA	60	0			60					60
						01020	Chicopee	MA	75	0			75					75
						01085	Westfield	MA	40	0			40					40
						01119	Springfield	MA	20	0			20					20
						01030	Feeding Hills	MA	8	0			8					8
						01057	Monson	MA	16	0			16					16
						01069	Palmer	MA	55	0			55					55
						01524	Leicester	MA	8	0			8					8
						01056	Ludlow	MA	40	0			40					40
						01340	Corbin	MA	110	0			110					110
						01089	West Springfield	MA	13	0			13					13
						06457	Middletown	CT	13	0			13					13
						05486	South Hero	VT	82	0			82					82
						01527	Millbury	MA	24	0			24					24
						01432	Ayer	MA	6	0			6					6
						01519	Grafton	MA	37	0			37					37
						01560	South Grafton	MA	2	0			2					2
						01566	Sturbridge	MA	2	0			2					2
						01606	Worcester	MA	14	0			14					14
						10127	Uxbridge	MA	8	0			8					8
						01605	Worcester	MA	206	0			206					206
						01440	Gardner	MA	72	0			72					72
						01603	Worcester	MA	8	0			8					8
						01001	Agawam	MA	20	0			20					20
						01027	Easthampton	MA	24	0			24					24
						01041	Holyoke	MA	10	0			10					10
						01085	Westfield	MA	14	0			14					14
						01516	Douglas	MA	5	0			5					5



Project	Phase	Project Name	General Contractor	Company ID	Company Name	ZipCode	PrimaryCity	ST	Hours Weekly - Male	Hours Weekly - Female	Hours Weekly - Asian	Hours Weekly - Black/African American/Hispanic/Latino/Verdean	Hours Weekly - Caucasian	Hours Weekly - Hispanic	Hours Weekly - Native American/Alut. or Aleut.	Hours Weekly - Minority	Hours Weekly - Other	Total Hours Weekly
						01604	Worcester	MA	8	0	0	0	8					8
						02703	Attleboro	MA	5	0	0	0	5					5
						02760	North Attleboro	MA	8	0	0	0	8					8
				NV00000827	Nicom Coatings Corporation	05641	Barre	VT	10	0	0	0	10					10
						05649	East Barre	VT	6	0	0	0	6					6
						05663	Northfield	VT	6	0	0	0	6					6
						05669	Roxbury	VT	4	0	0	0	4					4
				6000189657	Taylor Davis Landscape Company	01002	Amherst	MA	3	0	0	0	3					3
						01002	Amherst	MA	12	0	0	0	12					12
						01057	Monson	MA	19	0	0	0	19					19
						01373	South Deerfield	MA	3	0	0	0	3					3
						06070	Simsbury	CT	24	0	0	0	24					24
				NV00000832	The MacMillin Company, Inc.	03470	Winchester	NH	14	0	0	0	14					14
				NV00000847	Tradsource, Inc.	02035	Foxboro	MA	83	0	0	0	83					83
						02907	Providence	RI	277	0	0	0	277					277
						01852	Lowell	MA	24	0	0	0	24					24
						33114	Port Lauderdale	FL	24	0	0	0	24					24
						01301	Greenfield	MA	8	0	0	0	8					8
						01301	Greenfield	MA	10	0	0	0	10					10
						01339	Charlton	MA	10	0	0	0	10					10
						01354	Gill	MA	8	0	0	0	8					8
				6000165217	Wayne J. Griffin Electric, Inc.	01013	Chicopee	MA	27	0	0	0	27					27
						01119	Springfield	MA	24	0	0	0	24					24
				6000200021	Wilko Sales & Service, Inc.	06010	Bristol	CT	16	0	0	0	16					16
						06450	Meriden	CT	16	0	0	0	16					16
HCC1301E	ECL	Holyoke Community College Energy Conservation Measures	American Development Institute, LLC 0000213444		Acme Abatement Contractor	02720	Fall River	MA	30	0	30	0	0					30
						02724	Fall River	MA	60	0	60	0	0					60
						02920	Cranston	RI	0	30	0	0	0	30				30
						01027	Easthampton	MA	40	0	0	0	40					40
						01040	Holyoke	MA	40	0	0	0	40					40
						01085	Westfield	MA	40	0	0	0	40					40
						02780	Taunton	MA	88	0	0	0	88					88
						02809	Bristol	RI	40	0	0	0	40					40
						02810	Uxbridge	RI	0	40	0	0	0	40				40
						02830	Harrisville	RI	70	0	0	0	70					70
						02920	Cranston	RI	0	10	0	0	0	10				10
						01013	Chicopee	MA	11	0	0	0	11					11
						01020	Chicopee	MA	6	0	0	0	6					6
						01020	Chicopee	MA	16	0	0	0	16					16
						01082	Ware	MA	8	0	0	0	8					8
						01107	Springfield	MA	6	0	0	0	6					6
						01108	Springfield	MA	32	0	0	0	32					32
						01776	Sudbury	MA	1831	0	0	0	1831					1,831
						01801	Woburn	MA	2,361	0	0	0	2,361					2,361
						02026	Dedham	MA	2,079	0	0	0	2,079					2,079
						02038	Franklin	MA	2,212	0	0	0	2,212					2,212
						02169	Quincy	MA	3,946	0	0	0	3,946					3,946
						02188	Westmouth	MA	1,966	0	0	0	1,966					1,966
						02341	Hanson	MA	2,110	0	0	0	2,110					2,110
						02359	Pembroke	MA	1,906	0	0	0	1,906					1,906
						02360	Plymouth	MA	1,870	0	0	0	1,870					1,870
MSD1501	ECL	New Wastewater Grinding Station/Hampshire Jail and HOC	Alligro Construction Company, Inc.	6000164776	Titan Roofing, Inc.	01013	Chicopee	MA	11	0	0	0	11					11
						01020	Chicopee	MA	6	0	0	0	6					6
						01082	Ware	MA	8	0	0	0	8					8
						01107	Springfield	MA	6	0	0	0	6					6
						01108	Springfield	MA	32	0	0	0	32					32
IPM1401	OM1	Mechanical Systems Maintenance Contract Certain State Buildings	ENE Systems, Inc.	6000172484	ENE Systems, Inc.	01776	Sudbury	MA	1,831	0	0	0	1,831					1,831
						01801	Woburn	MA	2,361	0	0	0	2,361					2,361
						02026	Dedham	MA	2,079	0	0	0	2,079					2,079
						02038	Franklin	MA	2,212	0	0	0	2,212					2,212
						02169	Quincy	MA	3,946	0	0	0	3,946					3,946
						02188	Westmouth	MA	1,966	0	0	0	1,966					1,966
						02341	Hanson	MA	2,110	0	0	0	2,110					2,110
						02359	Pembroke	MA	1,906	0	0	0	1,906					1,906
						02360	Plymouth	MA	1,870	0	0	0	1,870					1,870

Project	Phase2	Project Name	General Contractor	Company ID	Company Name	ZipCode	PrimaryCity	ST	Hours Weekly - Male	Hours Weekly - Female	Hours Weekly - Asian	Hours Weekly - Black/African American/Hispanic/Latino/Verdean	Hours Weekly - Caucasian	Hours Weekly - Hispanic	Hours Weekly - Native American/Alaskan/Alut.	Hours Weekly - Minority	Hours Weekly - Other	Total Hours Weekly
IFM1404	OM3	Job Order Contract - JOC	N.E.L. Corp.	6000159143	Central Ceiling, Inc.	02072	Stoughton	MA	2,194	0	0	0	2,194	0	0	0	0	2,194
IFM1404	OM1	Job Order Contract - JOC	Dandreo Brothers	6000750547	DAUROED BROS GEN CONTRACT & MASONRY LLC	01905	Lynn	MA	48	0	0	48	0	35	0	0	0	48
						01907	Swampscott	MA	124	0	0	0	124	0	0	0	0	124
						01921	Buxford	MA	28	0	0	0	28	0	0	0	0	28
						01930	Gloucester	MA	32	0	0	0	32	0	0	0	0	32
						01952	Salisbury	MA	199	0	0	0	199	0	0	0	0	199
IFM1404	OM3	Job Order Contract - JOC	N.E.L. Corp.	6000172563	N E L Corporation	02072	Stoughton	MA	82	0	0	0	82	0	0	0	0	82
						02151	Revere	MA	22	0	0	0	22	0	0	0	0	22
						02301	Brockton	MA	24	0	0	0	24	0	0	0	0	24
						02719	Fairhaven	MA	30	0	0	0	30	0	0	0	0	30
						02720	Fall River	MA	0	16	0	0	16	0	0	0	0	16
						02893	West Warwick	RI	14	0	0	0	14	0	0	0	0	14
						01527	Milbury	MA	24	0	0	0	24	0	0	0	0	24
						02143	Somerville	MA	24	0	0	0	24	0	0	0	0	24
IFM1501	OM2	Job Order Contract - JOC	N.E.L. Corp.	6000197558	P.J. Keating Company	02370	Rockland	MA	12	0	0	0	12	0	0	0	0	12
						02649	Mashpee	MA	12	0	0	0	12	0	0	0	0	12
						02702	Assonet	MA	8	0	0	0	8	0	0	0	0	8
						02720	Fall River	MA	28	0	0	0	28	0	0	0	0	28
						02740	New Bedford	MA	10	0	0	0	10	0	0	0	0	10
						02747	North Dartmouth	MA	8	0	0	0	8	0	0	0	0	8
						02748	South Dartmouth	MA	8	0	0	0	8	0	0	0	0	8
						02790	Westport	MA	8	0	0	0	8	0	0	0	0	8
IFM1503	OM3	Job Order Contract - JOC	Comerstone Construction Services	6000171898	MECO Environmental Services, Inc.	02043	Hingham	MA	8	0	0	0	8	0	0	0	0	8
						02189	East Weymouth	MA	16	0	0	0	16	0	0	0	0	16
						02360	Plymouth	MA	8	0	0	0	8	0	0	0	0	8
IFM1504	OM2	Job Order Contract - JOC	Comerstone Construction Services	0000776936	Comerstone Construction Services LLC	01801	Woburn	MA	117	0	0	0	117	0	0	0	0	117
						02150	Chelsea	MA	70	0	0	0	70	0	0	0	0	70
						02176	Melrose	MA	80	0	0	0	80	0	0	0	0	80
IFM1504	OM1	Job Order Contract - JOC	N.E.L. Corp.	6000172563	N E L Corporation	02072	Stoughton	MA	8	0	0	0	8	0	0	0	0	8
						02719	Fairhaven	MA	8	0	0	0	8	0	0	0	0	8
IFM1504	OM2	Job Order Contract - JOC	Comerstone Construction Services	6000181934	Taunton Electrical Corp.	02346	Middleboro	MA	13	0	0	0	13	0	0	0	0	13
MCC1001	DC1	Middlesex Community College Academic Arts Center Renovation	Consigli Construction Co., Inc.	NV00001011	All Steel, LLC	05450	Froburg Falls	VT	186	0	0	0	186	0	0	0	0	186
						05655	Hyde Park	VT	201	0	0	0	201	0	0	0	0	201
						06029	Ellington	CT	198	0	0	0	198	0	0	0	0	198
						06074	South Windsor	CT	135	0	0	0	135	0	0	0	0	135
						06239	Danielson	CT	154	0	0	0	154	0	0	0	0	154
						06790	Torrington	CT	71	0	0	0	71	0	0	0	0	71
						01876	Tewksbury	MA	87	0	0	0	87	0	0	0	0	87
						01908	Nahant	MA	80	0	0	0	80	0	0	0	0	80
						02021	Canton	MA	8	0	0	0	8	0	0	0	0	8
						02050	Mansfield	MA	74	0	0	0	74	0	0	0	0	74
						02132	West Roxbury	MA	85	0	0	0	85	0	0	0	0	85
						02143	Somerville	MA	8	0	0	0	8	0	0	0	0	8
						02188	Weymouth	MA	46	0	0	0	46	0	0	0	0	46
						02189	East Weymouth	MA	8	0	0	0	8	0	0	0	0	8
						02189	East Weymouth	MA	48	0	0	0	48	0	0	0	0	48
						03360	Plymouth	MA	12	0	0	0	12	0	0	0	0	12
						02745	New Bedford	MA	24	0	0	0	24	0	0	0	0	24
						02891	Westerly	RI	88	0	0	0	88	0	0	0	0	88
						03038	Denry	NH	96	0	0	0	96	0	0	0	0	96



Project	Phase2	Project Name	General Contractor	Company ID	Company Name	ZipCode	PrimaryCity	ST	Hours Weekly - Male	Hours Weekly - Female	Hours Weekly - Asian	Hours Weekly - Black/African American/Hispanic/Latino/Verdean	Hours Weekly - Caucasian	Hours Weekly - Hispanic	Hours Weekly - Native American/Alaskan/Alut.	Hours Weekly - Minority	Hours Weekly - Other	Total Hours Weekly
						03060	Nashua	NH	48	0			48					48
						03063	Nashua	NH	15	0			15					15
				0000435003	Costa Brothers Masonry, Inc.	01436	Baldwinville	MA	116	0			116					116
						01876	Tewksbury	MA	8	0			8					8
						02719	Fairhaven	MA	3	0			3					3
						02743	Acushnet	MA	395	0			395					395
						02747	North Dartmouth	MA	24	0			24					24
						02777	Swaenase	MA	24	0		24						24
				7000065790	HUB Foundation Company, Inc.	01922	Byfield	MA	52	0			52					52
						02155	Medford	MA	32	0			32					32
						02169	Quincy	MA	52	0			52					52
				NV00000525	JDC Demolition	01876	Tewksbury	MA	88	0			88					88
						03038	Derry	NH	72	0			72					72
						03062	Nashua	NH	8	0			8					8
						03873	Sandown	NH	88	0			88					88
				NV00000719	Lighthouse Masonry, Inc.	02746	New Bedford	MA	8	0		8						8
				0100145664	Maine Drilling and Blasting, Inc.	01850	Lowell	MA	130	0			130					130
						02302	Brockton	MA	160	0		160						160
				6000179408	Mentzer Electric & Communications, Inc.	03103	Manchester	NH	198	0			198					198
						04463	Pepperell	MA	7	0			7					7
						01826	Dracut	MA	62	0			62					62
						01854	Lowell	MA	4	0			4					4
						03051	Hudson	NH	2	0			2					2
						03064	Nashua	NH	8	0			8					8
						03076	Pelham	NH	4	0			4					4
						01843	Lawrence	MA	8	0			8					8
				0000501197	NASDI LLC	01852	Lowell	MA	57	0			57					57
						01905	Lynn	MA	42	0	42							42
						03060	Nashua	NH	32	0			32					32
				000054817	ProCut, Inc	01440	Gardner	MA	8	0			8					8
				NV00000913	Riggs Contracting, Inc.	01453	Leominster	MA	8	0			8					8
						01462	Lunenburg	MA	16	0			16					16
						01468	Templeton	MA	40	0			40					40
						01475	Winchendon	MA	8	0			8					8
						01845	North Andover	MA	64	0			64					64
						01876	Tewksbury	MA	65	0			65					65
						02026	Delham	MA	8	0			8					8
						02703	Attleboro	MA	8	0			8					8
						02780	Taunton	MA	8	0			8					8
						03842	Hampton	NH	64	0			64					64
				7000065887	S & F Concrete Contractors, Inc.	01510	Clinton	MA	34	0			34					34
						01532	Norhamborough	MA	18	0			18					18
						01740	Bolton	MA	2	0			2					2
						01749	Hudson	MA	1	0			1					1
						02149	Cerret	MA	8	0			8					8
				01000217498	W.L. French Excavating Corp.	01331	Athol	MA	310	0			310					310
						01453	Leominster	MA	16	0			16					16
						01730	Bedford	MA	36	0			36					36
						01801	Woburn	MA	8	0			8					8
						01844	Methuen	MA	216	0			216					216
						01851	Lowell	MA	48	0			48					48

Project	Phase2	Project Name	General Contractor	Company ID	Company Name	ZipCode	PrimaryCity	ST	Hours Weekly - Male	Hours Weekly - Female	Hours Weekly - Asian	Hours Weekly - Black/African American/Hispanic/Latino/Verdean	Hours Weekly - Caucasian	Hours Weekly - Hispanic	Hours Weekly - Native American/Alaskan/Alut.	Hours Weekly - Minority	Hours Weekly - Other	Total Hours Weekly
						01851	Lowell	MA	26	0			26					26
						01867	Reading	MA	68	0			68					68
						01876	Tewksbury	MA	268	0			268					268
						01886	Westford	MA	8	0			8					8
						01887	Wilmington	MA	32	0			32					32
						02151	Revere	MA	8	0			8					8
						02720	Fall River	MA	24	0			24					24
						02745	New Bedford	MA	8	0			8					8
						02745	New Bedford	MA	16	0			16					16
						03811	Adkinson	NH	40	0			40					40
						01440	Gardner	MA	14	0			14					14
MCC10E	EC1	Design & Installation of New Equipment/Systems Middlesex Community College	Enterprise Equipment Co.	6000165217 6000174119	Wayne J. Griffin Electric, Inc. Annese Electrical Services, Inc.	01702	Frammingham	MA	69	0			69					69
						02066	Scituate	MA	4	0			4					4
						02090	Westwood	MA	42	0			42					42
						02121	Dorchester	MA	8	0		8						8
						02191	North Weymouth	MA	25	0			25					25
						02475	Winchendon	MA	8	0			8					8
						02043	Hingham	MA	16	0			16					16
						02050	Marshfield	MA	112	0			112					112
						02051	Marshfield Hills	MA	250	0			250					250
						02072	Stoughton	MA	176	0			176					176
						02131	Roslindale	MA	142	0			142					142
						02136	Hyde Park	MA	64	0		64						64
						02190	South Weymouth	MA	6	0			6					6
						02333	East Bridgewater	MA	237	0			237					237
						02343	Belbrook	MA	85	0			85					85
						02360	Plymouth	MA	8	0			8					8
						02362	East Walpole	MA	32	0			32					32
						02048	Mansfield	MA	73	0			73					73
						02766	Norton	MA	0	20			20					20
						01905	Lynn	MA	51	0			51					51
						02904	Providence	RI	12	0			12					12
						02911	North Providence	RI	8	0			8					8
						02920	Cranston	RI	20	0			20					20
						07752	Marlborough	MA	125	0			125					125
						01821	Billerica	MA	48	0			48					48
						02919	Johnston	RI	30	0			30					30
MCC101	HCL	MCC-Lowell-HVAC repairs/Upgrade	G.V.W., Incorporated	6000301707 6000172484 0000154888	Sphaclic City Insulation, Inc. ENE Systems, Inc. Kneeland Plumbing & Heating, Inc.	02339	Hanover	MA	29	0			29					29
						01834	Groveland	MA	77	0			77					77
						01876	Tewksbury	MA	8	0			8					8
						01922	Byfield	MA	30	0			30					30
						01938	Ipswich	MA	25	0			25					25
MWCL201	DCL	Mount Wachusett CC CM @ Risk	Shawmut Design and Construction	6000010691	Arden Engineering Constructors LLC	01420	Fitchburg	MA	233	0			233					233
						01475	Winchendon	MA	229	0			229					229
						02724	Fall River	MA	22	0			22					22
						02740	New Bedford	MA	18	0			18					18
						02769	Rehoboth	MA	64	0			64					64
						02864	Cumberland	RI	1	0			1					1
						02889	Warwick	RI	868	0			868					868
						02911	North Providence	RI	966	0			966					966
						01083	Warren	MA	40	0			40					40





Project	Phase2	Project Name	General Contractor	Company ID	Company Name	ZipCode	PrimaryCity	ST	Hours Weekly - Male	Hours Weekly - Female	Hours Weekly - Asian	Hours Weekly - Black/African American/Hispanic/Latino/Verdean	Hours Weekly - Caucasian	Hours Weekly - Hispanic	Hours Weekly - Native American/Alaskan/Alut.	Hours Weekly - Minority	Hours Weekly - Other	Total Hours Weekly
						01604	Worcester	MA	201	0				201				201
						01821	Billerica	MA	38	0			38					38
						01826	Draut	MA	42	0			42					42
						01887	Wilmington	MA	88	0			88					88
						01905	Lynn	MA	64	0			64					64
						01908	Nahant	MA	8	0			8					8
						02132	West Roxbury	MA	48	0			48					48
						02135	Brighton	MA	24	0			24					24
						02143	Somerville	MA	3	0			3					3
						02151	Revere	MA	11	0			11					11
						02180	Stoneham	MA	8	0			8					8
						02188	Weymouth	MA	16	0			16					16
						02189	East Weymouth	MA	32	0			32					32
						02333	East Bridgewater	MA	8	0			8					8
						02745	New Bedford	MA	12	0			12					12
						02760	North Attleboro	MA	8	0			8					8
						02777	Swansea	MA	34	0			34					34
						02790	Westport	MA	30	0			30					30
						02895	Woonsocket	RI	1,375	0			1,375					1,375
						03038	Derry	NH	24	0			24					24
						03063	Nashua	NH	39	0			39					39
						03102	Manchester	NH	98	0			98					98
						03458	Peterborough	NH	56	0			56					56
						01094	Wheelwright	MA	270	0			270					270
						01420	Fitchburg	MA	32	0			32					32
						01431	Ashby	MA	16	0			16					16
						01453	Lecominer	MA	48	0			48					48
						01520	Hobden	MA	110	0			110					110
						01521	Holland	MA	16	0			16					16
						01550	Southbridge	MA	4	0			4					4
						01602	Worcester	MA	70	0			70					70
						01603	Worcester	MA	38	0		38						38
						01606	Worcester	MA	24	0			24					24
						01607	Worcester	MA	106	0			106					106
						02203	Boston	MA	15	0			15					15
						01420	Fitchburg	MA	54	0			54					54
						01440	Gardner	MA	44	0			44					44
						01538	North Unbridge	MA	10	0			10					10
						01609	Worcester	MA	0	44			44					44
						01005	Barre	MA	80	0			80					80
						01033	Granby	MA	8	0			8					8
						01040	Holyoke	MA	8	0			8					8
						01108	Springfield	MA	8	0			8					8
						01129	Springfield	MA	58	0			58					58
						01331	Athol	MA	16	0			16					16
						01420	Fitchburg	MA	502	0			40	462				502
						01440	Gardner	MA	104	0			104					104
						01521	Holland	MA	2,151	0			2,151					2,151
						01534	Northbridge	MA	32	0			32					32
						01550	Southbridge	MA	1,677	0			1,677					1,677
						01562	Spencer	MA	763	0			763					763



Project	Phase2	Project Name	General Contractor	Company ID	Company Name	ZipCode	PrimaryCity	ST	Hours Weekly - Male	Hours Weekly - Female	Hours Weekly - Asian	Hours Weekly - Black/African American/Hispanic/Latino/Verdean	Hours Weekly - Caucasian	Hours Weekly - Hispanic	Hours Weekly - Native American/Alaskan/Alut.	Hours Weekly - Minority	Hours Weekly - Other	Total Hours Weekly
						01571	Dudley	MA	144	0			144					144
						01583	West Boylston	MA	500	0			500					500
						01604	Worcester	MA	2,263	0			2,263					2,263
						01604	Worcester	MA	24	0		24						24
						01605	Worcester	MA	1,896	0			1,896					1,896
						01607	Worcester	MA	167	0			167					167
						01609	Worcester	MA	1,896	0			1,896					1,896
						02019	Bellingham	MA	176	0			176					176
						02453	Waltham	MA	48	0			48					48
						02718	East Taunton	MA	56	0			56					56
						02721	Fall River	MA	587	0			587					587
						02724	Fall River	MA	508	0			508					508
						02724	Fall River	MA	48	0			48					48
						02726	Somerset	MA	159	0			159					159
						02740	New Bedford	MA	8	0			8					8
						02740	New Bedford	MA	40	0			40					40
						02769	Rehoboth	MA	80	0			80					80
						02771	Seekonk	MA	2,506	0			2,506					2,506
						02828	Greenville	RI	1,202	0			1,202					1,202
						02859	Pascoag	RI	2,978	0			2,978					2,978
						02860	Pawtucket	RI	200	0		200						200
						02864	Cumberland	RI	3,413	0			3,413					3,413
						02865	Lincoln	RI	417	0		417						417
						02886	Warwick	RI	152	0			152					152
						02889	Warwick	RI	56	0			56					56
						02889	Warwick	RI	677	0			677					677
						02895	Woonsocket	RI	3,851	0			3,851					3,851
						02895	Woonsocket	RI	796	0			796					796
						02896	North Smithfield	RI	184	0			184					184
						02904	Providence	RI	48	0			48					48
						02914	East Providence	RI	48	0			48					48
						02914	East Providence	RI	1,354	0			1,354					1,354
						02914	East Providence	RI	1,256	0			1,256					1,256
						02917	Smithfield	RI	208	0			208					208
						03461	Rindge	NH	1,228	0			1,228					1,228
						06259	Pomfret Center	CT	2,464	0			2,464					2,464
						01463	Pepperell	MA	8	0			8					8
						01501	Andover	MA	226	0			226					226
						01521	Holland	MA	13	0			13					13
						01602	Worcester	MA	198	0			198					198
						01757	Milford	MA	8	0			8					8
						01826	Dracut	MA	120	0			120					120
						01826	Dracut	MA	8	0			8					8
						01844	Methuen	MA	14	0			14					14
						01852	Lowell	MA	56	0			56					56
						01854	Lowell	MA	8	0			8					8
						01862	North Billerica	MA	176	0			176					176
						01879	Tyngsboro	MA	366	0			366					366
						01886	Westford	MA	128	0			128					128
						02125	Dorchester	MA	16	0			16					16
						03033	Burlington	NH	16	0			16					16



Project	Phase2	Project Name	General Contractor	Company ID	Company Name	ZipCode	PrimaryCity	ST	Hours Weekly - Male	Hours Weekly - Female	Hours Weekly - Asian	Hours Weekly - Black/African American/Hispanic/Latino/Verdean	Hours Weekly - Caucasian	Hours Weekly - Hispanic	Hours Weekly - Native American/Alut.	Hours Weekly - Minority	Hours Weekly - Other	Total Hours Weekly
						03062	Nashua	NH	48	0			48					48
						03063	Nashua	NH	40	0			40					40
						03101	Manchester	NH	314	0			314					314
						03103	Manchester	NH	8	0			8					8
				NV00000313	Marguente Concrete, Inc.	01453	Leominster	MA	11	0				11				11
				NV00000161	New Age Electrical Services, LLC	02895	Woonsocet	RI	5	0			5					5
						01301	Greenfield	MA	788	0			788					788
						02124	Dorchester Center	MA	1,311	0		1,311	524					1,311
						02148	Malden	MA	6	0			6					6
						02150	Chelsea	MA	1,511	0		1,511						1,511
				6000165291	Rockwell Roofing, Inc.	01420	Fitchburg	MA	149	0							149	149
						01420	Fitchburg	MA	24	0			24					24
						01430	Ashburnham	MA	17	0			17					17
						01440	Gardner	MA	178	0							178	178
						01453	Leominster	MA	8	0			8					8
						01453	Leominster	MA	300	0				9			291	300
						01475	Winchendon	MA	172	0	22						150	172
						01507	Charlton	MA	93	0							93	93
						01585	WestBrookfield	MA	10	0								10
						01604	Worcester	MA	180	0							180	180
						03071	New Ipswich	NH	40	0							40	40
						03447	Fitzwilliam	NH	3	0							3	3
				0000310543	Rose Steel	02341	Hanson	MA	1,125	0			1,125					1,125
						03038	Berry	NH	266	0			266					266
						03042	Epping	NH	436	0			436					436
						03225	Center Barnstead	NH	6	0			6					6
						03801	Portsmouth	NH	343	0			343					343
						03820	Dover	NH	256	0			256					256
						03851	Milton	NH	38	0			38					38
						03866	Rochester	NH	312	0			312					312
						03867	Rochester	NH	686	0			686					686
						03872	Sarabornville	NH	43	0			43					43
						03901	Berwick	ME	304	0			304					304
						03909	York	ME	62	0			62					62
						04027	Lebanon	ME	8	0			8					8
				0000374005	T & M Equipment Corporation	01028	East Longmeadow	MA	8	0			8					8
						01036	Hampden	MA	26	0			26					26
						01360	Northfield	MA	113	0			113					113
						01420	Fitchburg	MA	144	0			144					144
						01501	Auburn	MA	73	0			73					73
						01506	Brockfield	MA	241	0			241					241
						01518	Fekdale	MA	30	0			30					30
						01519	Grafton	MA	229	0			229					229
						01585	WestBrookfield	MA	829	0			829					829
						01607	Worcester	MA	8	0			8					8
						01611	Cherry Valley	MA	33	0			33					33
				6000165217	Wayne J. Griffin Electric, Inc.	01005	Barre	MA	446	0			446					446
						01068	Oakham	MA	1,204	0			1,204					1,204
						01083	Warren	MA	658	0			658					658
						01095	Wilburham	MA	232	0			232					232



Project	Phase	Project Name	General Contractor	Company ID	Company Name	Zip Code	Primary City	ST	Hours Weekly - Male	Hours Weekly - Female	Hours Weekly - Asian	Hours Weekly - Black/African American/Hispanic/Latino/Verdean	Hours Weekly - Caucasian	Hours Weekly - Hispanic	Hours Weekly - Native American/Alaskan/Alut.	Hours Weekly - Minority	Hours Weekly - Other	Total Hours Weekly
						03331	Athol	MA	746	0			746					746
						03331	Athol	MA	8	0			8					8
						03341	Conway	MA	8	0			8					8
						03366	Petersham	MA	1,363	0			1,363					1,363
						04420	Fitchburg	MA	2,250	0			2,250					2,250
						04440	Gardner	MA	70	0			70	862	646			70
						04453	Leominster	MA	6	0			6					6
						04468	Templeton	MA	8	0			8					8
						04473	Westminster	MA	176	0			176					176
						05501	Auburn	MA	16	0			16					16
						05515	East Brookfield	MA	10	0			10					10
						05520	Holden	MA	68	0			68					68
						05535	North Brookfield	MA	12	0			12					12
						05541	Princeton	MA	116	0			116					116
						05562	Spencer	MA	924	0			924					924
						05566	Sturbridge	MA	10	0			10					10
						05571	Dudley	MA	72	0			72					72
						05590	Sutton	MA	316	0			316					316
						06602	Worcester	MA	92	0			92					92
						06604	Worcester	MA	220	0			220					220
						06607	Worcester	MA	24	0			24					24
						07776	Sudbury	MA	40	0			40					40
						08821	Billerica	MA	80	0			80					80
						02019	Bellingham	MA	8	0			8					8
						08043	Francestown	NH	1,737	0			1,737					1,737
						08070	New Boston	NH	1,554	0			1,554					1,554
						03106	Hooksett	NH	1,855	0			1,855					1,855
						03841	Hampstead	NH	104	0			104					104
						03301	Battleboro	VT	43	0			43					43
						06277	Thompson	CT	0	224			224					224
MACT001	DC2	Bowman Hall Renovation - Massachusetts College of Liberal Arts	Eastern General Contractors, Inc.	6000217600	Atlantic Equipment Corp.	01220	Adams	MA	188	0			188					188
						01237	Lanesboro	MA	48	0			48					48
						05350	Rehoboth	VT	8	0			8					8
MACT001	DC2	Bowman Hall Renovation - Massachusetts College of Liberal Arts	Eastern General Contractors, Inc.	6000158238	Chandler Architectural	00556	Ludlow	MA	3	0			3					3
MACT001	DC2	Bowman Hall Renovation - Massachusetts College of Liberal Arts	Eastern General Contractors, Inc.	6000155401	Collins Electric Company	00013	Chicopee	MA	5	0			5					5
						00013	Chicopee	MA	32	0			32					32
						00020	Chicopee	MA	16	0			16					16
						00069	Palmer	MA	5	0			5					5
						00073	Southampton	MA	57	0			57					57
						00080	Three Rivers	MA	68	0			68					68
						01108	Springfield	MA	16	0			16					16
						01109	Springfield	MA	12	0		12						12
						02201	Pittsfield	MA	85	0			85					85
						02220	Adams	MA	367	0	61		367					367
						02267	Williamstown	MA	101	0			101					101
						02270	Windsor	MA	110	0			110					110
						03370	Shelburne Falls	MA	160	0			160					160
						03301	Battleboro	VT	43	0			43					43
MACT001	DC2	Bowman Hall Renovation - Massachusetts College of Liberal Arts	Eastern General Contractors, Inc.	0000395739	Kaploff's Glass, Inc.	01201	Pittsfield	MA	6	0			6					6
						01238	Lee	MA	6	0			6					6
MACT002	EC1	Energy Upgrades at Massachusetts College of Liberal Arts	Adams Plumbing & Heating	6000165268	Adams Plumbing & Heating, Inc.	01225	Cheshire	MA	19	0			19					19

Project	Phase2	Project Name	General Contractor	Company ID	Company Name	ZipCode	PrimaryCity	ST	Hours Weekly - Male	Hours Weekly - Female	Hours Weekly - Asian	Hours Weekly - Black/African American/Hispanic/Verdean	Hours Weekly - Caucasian	Hours Weekly - Hispanic	Hours Weekly - Native American/Alut.	Hours Weekly - Minority	Hours Weekly - Other	Total Hours Weekly
						02337	Lanesboro	MA	6	0			6					6
						02347	North Adams	MA	57	0			57	0				57
						05350	Readsboro	VT	9	0			9					9
				6000155401	Collins Electric Company	01220	Adams	MA	80	0			80					80
						01225	Cheshire	MA	525	0			525					525
						02667	Williamstown	MA	3	0			3					3
				6000157715	George T. Wilkinson, Inc.	01524	Leicester	MA	33	0			33					33
						02038	Franklin	MA	19	0			19					19
						02767	Rayham	MA	16	0			16					16
				6000164776	Titan Roofing, Inc.	12168	Stephentown	NY	6	0			6					6
						12109	Schenectady	NY	7	0			7					7
				6000174415	GVM, Inc.	02760	North Attleboro	MA	4	0			4					4
NEC1401	HCL	Spark Building Renovations Northern Essex Community College	G.V.M., Incorporated			02149	Everett	MA	450	0			450					450
NEC1102	DC1	Campus Expansion & Renovation North Shore Community College	DeLuis Brothers Construction Co., Inc.	0000701319	Aurifell Iron, Inc.			MA	8	0			8					8
				6000155373	Chapman Waterproofing Company	01904	Lynn	MA	8	0			8					8
				6000155373		01905	Lynn	MA	407	0			407					407
				6000155373		01906	Saugus	MA	8	0			8					8
				6000155373		01938	Ipswich	MA	24	0			24					24
				6000155373		02121	Dorchester	MA	8	0			8					8
				6000155373		02124	Dorchester Center	MA	327	0			327					327
				6000155373		02132	West Roxbury	MA	8	0			8					8
				6000155373		02135	Brighton	MA	8	0			8					8
				6000155373		02190	South Weymouth	MA	8	0			8					8
				NV00000892	Decaneau Steel Construction, Inc.	01902	Lynn	MA	516	0			274	242				516
						02346	Middleboro	MA	36	0			36					36
						02703	Attleboro	MA	102	0			102					102
						08053	Londonderry	NH	589	0			589					589
				6000160668	DeLuis Brothers Construction, Inc.	01876	Tewksbury	MA	381	0			381					381
						01880	Wakefield	MA	1,268	0			1,268					1,268
						01902	Lynn	MA	698	0			698					698
						01913	Amesbury	MA	366	0			366					366
						01930	Gloucester	MA	708	0			708					708
						01940	Lynnfield	MA	1,892	0			1,892					1,892
						01970	Salem	MA	1,100	0			1,100					1,100
						01970	Salem	MA	99	0			99					99
				6000179992	General Mechanical Contractors, Inc.	01452	Hubbardston	MA	8	0			8					8
						01501	Andover	MA	34	0			34					34
						01503	Berlin	MA	128	0			128					128
						01507	Charlton	MA	2	0			2					2
						01550	Southbridge	MA	20	0			20					20
						01562	Spencer	MA	40	0			40					40
						01604	Worcester	MA	128	0			128					128
						01605	Worcester	MA	296	0			296					296
						01607	Worcester	MA	112	0			112					112
						01702	Frammingham	MA	380	0			380					380
						01756	Mendon	MA	364	0			364					364
						01821	Billerica	MA	293	0			293					293
						01824	Chelmsford	MA	226	0			226					226
						01851	Lowell	MA	96	0			96					96
						02038	Franklin	MA	24	0			24					24
						02302	Brockton	MA	40	0			40					40
						03234	Bridgewater	MA	324	0			324					324

Project	Phase2	Project Name	General Contractor	Company ID	Company Name	ZipCode	PrimaryCity	ST	Hours Weekly - Male	Hours Weekly - Female	Hours Weekly - Asian	Hours Weekly - Black/African American/Hispanic/Latino/Verdean	Hours Weekly - Caucasian	Hours Weekly - Hispanic	Hours Weekly - Native American/Alutia/Alut	Hours Weekly - Minority	Hours Weekly - Other	Total Hours Weekly
						02760	North Attleboro	MA	248	0			248					248
						02864	Cumberland	RI	232	0			232					232
				NV00000865	Helica Drilling, Inc.	02673	West Yarmouth	MA	4	0			4					4
						03053	Londonderry	NH	318	0			318					318
						03060	Nashua	NH	318	0			318					318
						03104	Manchester	NH	375	0			375					375
						03261	Northwood	NH	24	0			24					24
						03851	Milton	NH	345	0			345					345
						03855	New Durham	NH	8	0			8					8
						03867	Rochester	NH	352	0			352					352
						03868	Rochester	NH	54	0			54					54
						03872	Sanborntonville	NH	6	0			6					6
						03901	Berwick	ME	13	0			13					13
						06248	Hebron	CT	37	0			37					37
				0000290042	Kaludas and Company, Inc.	01876	Tewksbury	MA	40	0			40					40
						01960	Peabody	MA	14	0			14					14
						02155	Melford	MA	40	0			40					40
				NV00000881	Marathon Fire Protection, Inc.	02019	Bellingham	MA	131	0			131					131
						02703	Attleboro	MA	14	0			14					14
						02861	Pawtucket	RI	125	0			125					125
				6000180272	P.J. Donnie Company, Inc.	01821	Billerica	MA	24	0			24					24
						01855	Uxwain	UV	21	0			21					21
						01867	Reading	MA	238	0			238					238
						01876	Tewksbury	MA	24	0			24					24
						01906	Saugus	MA	8	0			8					8
						01913	Amsbury	MA	510	0			510					510
						01940	Lynnfield	MA	48	0			48					48
						01960	Peabody	MA	40	0			40					40
						02062	Nonwood	MA	540	0			540					540
						02152	Wintthrop	MA	326	0			326					326
						02186	Milton	MA	374	0			374					374
						02351	Abrington	MA	70	0			70					70
						02458	Newton	MA	184	0			184					184
						02664	Uxwain	UV	112	0			112					112
				6000156567	Salem Glass Company	01960	Peabody	MA	7	0			7					7
						03045	Goffstown	NH	6	0			6					6
						03848	Krigiton	NH	6	0			6					6
				NV00000030	Stanley Roofing	01420	Fitchburg	MA	38	0			38					38
						01801	Woburn	MA	12	0			12					12
						01902	Lynn	MA	26	0			26					26
						01904	Lynn	MA	109	0			109					109
						01905	Lynn	MA	428	0			428					428
						01930	Gloucester	MA	130	0			130					130
				6000158334	The Dow Company, Inc.	01568	Upton	MA	77	0			77					77
						01844	Methuen	MA	64	0			64					64
						02114	Boston	MA	58	0		58						58
						02128	Boston	MA	8	0			8					8
						02148	Malden	MA	95	0			95					95
						02720	Fall River	MA	160	0			160					160
						02721	Fall River	MA	170	0			170					170
						02726	Somerset	MA	8	0			8					8



Project	Phase2	Project Name	General Contractor	Company ID	Company Name	ZipCode	PrimaryCity	ST	Hours Weekly - Male	Hours Weekly - Female	Hours Weekly - Asian	Hours Weekly - Black/African American/Hispanic/Latino/Verdean	Hours Weekly - Caucasian	Hours Weekly - Hispanic	Hours Weekly - Native American/Alaskan/Alut.	Hours Weekly - Minority	Hours Weekly - Other	Total Hours Weekly
						02746	New Bedford	MA	88	0			88					88
						02747	North Dartmouth	MA	170	0			170					170
						02760	North Attleboro	MA	62	0			62					62
						08038	Derry	NH	142	0			142					142
						08076	Pelham	NH	12	0			12					12
						08079	Salem	NH	36	0			36					36
						08844	Hampden Falls	NH	43	0			43					43
				NV00000098	U.S. Drywall, Inc.	01570	Webster	MA	84	0			84					84
						08801	Woburn	MA	152	0			152					152
						08841	Lawrence	MA	8	0			8					8
						08860	Merrimac	MA	207	0			207					207
						08880	Warefield	MA	124	0			124					124
						02301	Brockton	MA	94	0			94					94
						02301	Brockton	MA	315	0			315					315
						02702	Assonet	MA	471	0			471					471
						02717	East Freetown	MA	192	0			192					192
						02719	Fairhaven	MA	142	0			142					142
						02721	Fall River	MA	359	0			359					359
						02726	Somerset	MA	311	0			311					311
						02740	New Bedford	MA	362	0			362					362
						02743	Acushnet	MA	24	0			24					24
						02744	New Bedford	MA	118	0			118					118
						02745	New Bedford	MA	231	0			231					231
						02746	New Bedford	MA	273	0		273						273
						02748	South Dartmouth	MA	24	0			24					24
						02770	Rochester	MA	152	0			152					152
						02790	Westport	MA	45	0			45					45
						02808	Providence	RI	8	0			8					8
						08060	Nashua	NH	576	0			576					576
						08063	Nashua	NH	16	0			16					16
				6000165217	Wayne J. Griffin Electric, Inc.	01534	Northbridge	MA	9	0			9					9
						01581	Westborough	MA	8	0			8					8
						01702	Frammingham	MA	9	0			9					9
						08821	Billerica	MA	6	0			6					6
						08844	Methuen	MA	14	0			14					14
						01952	Salisbury	MA	4	0			4					4
						03224	Bridgewater	MA	386	0			386					386
						02333	East Bridgewater	MA	426	0			426					426
						02346	Middleboro	MA	8	0			8					8
						02703	Attleboro	MA	20	0			20					20
						02777	Swansea	MA	14	0			14					14
						03106	Housertt	NH	14	0			14					14
						03304	Bow	NH	6	0			6					6
						08842	Hampton	NH	22	0			22					22
				6000165414	TMC Services, Inc.	01527	Milbury	MA	21	0			21					21
						01756	Mendon	MA	8	0			8					8
						01757	Milford	MA	14	0			14					14
						02867	Rapham	MA	38	0			38					38
						02911	North Providence	RI	16	0			16					16
				NV00000283	Armani Restoration, Inc.	01027	Easthampton	MA	24	0			24					24
						06037	Berlin	CT	16	0			16					16

Project	Phase2	Project Name	General Contractor	Company ID	Company Name	ZipCode	PrimaryCity	ST	Hours Weekly - Male	Hours Weekly - Female	Hours Weekly - Asian	Hours Weekly - Black/African American/Hispanic/Latino/Verdean	Hours Weekly - Caucasian	Hours Weekly - Hispanic	Hours Weekly - Native American/Alaskan/Alut.	Hours Weekly - Minority	Hours Weekly - Other	Total Hours Weekly
						06082	Erfield	CT	24	0			24					24
						06455	Middlefield	CT	16	0			16					16
				0000540775	Bay Crane Northeast LLC	00075	South Hadley	MA	0	8			8					8
						01570	Webster	MA	18	0			18					18
				6000188602	Central Mass Crane Service, Inc.	01524	Leicester	MA	58	19			77					77
						01611	Cherry Valley	MA	18	0			18					18
						00007	Belchertown	MA	92	0			92					92
						00013	Chicopee	MA	237	0			237					237
						00075	South Hadley	MA	132	0			132					132
						00081	Wales	MA	15	0			15					15
						00082	Ware	MA	136	0			136					136
						00085	Westfield	MA	701	0			701					701
						00089	West Springfield	MA	261	0			261					261
						00092	West Warren	MA	13	0			13					13
						00379	Worfield	MA	109	0			109					109
						04475	Winchendon	MA	220	0			220					220
						01506	Brockfield	MA	46	0			46					46
						01519	Grafton	MA	40	0			40					40
						01550	Southbridge	MA	80	0			80					80
						00020	Chicopee	MA	3	0			3					3
						01129	Springfield	MA	3	0			3					3
						00001	Agawam	MA	6	0			6					6
						00007	Belchertown	MA	64	0			64					64
						00033	Granby	MA	90	0			90					90
						00038	Hartfield	MA	102	0			102					102
						00056	Ludlow	MA	200	0			200					200
						00075	South Hadley	MA	285	0			285					285
						00085	Westfield	MA	514	0			514					514
						01101	Springfield	MA	5	0			5					5
						01106	Luremeadow	MA	46	0			46					46
						01301	Greenfield	MA	902	0			902					902
						01515	East Brookfield	MA	250	0			250					250
						01531	New Braintree	MA	188	0			188					188
						01535	North Brookfield	MA	415	0			415					415
						01562	Spencer	MA	516	0			516					516
						00020	Chicopee	MA	16	0			16					16
						00056	Ludlow	MA	93	0			93					93
						01119	Springfield	MA	20	0			20					20
						00462	Lunenburg	MA	32	0			32					32
						00475	Winchendon	MA	16	0			16					16
						01550	Southbridge	MA	44	0			44					44
						01876	Tewksbury	MA	96	0			96					96
						01960	Peabody	MA	104	0			104					104
						06354	Moosup	CT	156	0			156					156
						00436	Baldwinville	MA	4	0			4					4
						00007	Belchertown	MA	16	0			16					16
						01506	Brockfield	MA	16	0			16					16
						00081	Wales	MA	8	0			8					8
						00089	West Springfield	MA	24	0			24					24
						01129	Springfield	MA	6	0			6					6
						00009	Bondsville	MA	27	0			27					27

Project	Phase2	Project Name	General Contractor	Company ID	Company Name	ZipCode	PrimaryCity	ST	Hours Weekly - Male	Hours Weekly - Female	Hours Weekly - Asian	Hours Weekly - Black/African American/Hispanic/Latino/Verdean	Hours Weekly - Caucasian	Hours Weekly - Hispanic	Hours Weekly - Native American/Alaskan/Alut.	Hours Weekly - Minority	Hours Weekly - Other	Total Hours Weekly
				6000164776	Titan Roofing, Inc.	00013	Chicopee	MA	95	0			95					95
						00013	Chicopee	MA	570	0			570					570
						00020	Chicopee	MA	81	0		81						81
						00020	Chicopee	MA	8	0			8					8
						00056	Ludlow	MA	16	0			16					16
						00057	Monson	MA	5	0			5					5
						00085	Westfield	MA	48	0			48					48
						00089	West Springfield	MA	8	0			8					8
						00089	West Springfield	MA	32	0			32					32
						01129	Springfield	MA	24	0			24					24
						01151	Indian Orchard	MA	8	0			8					8
						01507	Charlton	MA	34	0			34					34
						01524	Leicester	MA	16	0			16					16
						01537	North Oxford	MA	34	0			34					34
						01542	Rehoboth	MA	16	0			16					16
				6000165217	Wayne J. Griffin Electric, Inc.	00005	Barre	MA	24	0			24					24
						00007	Belchertown	MA	866	0			866					866
						00013	Chicopee	MA	503	0			503					503
						00030	Feeling Hills	MA	582	0			582					582
						00057	Monson	MA	8	0			8					8
						00079	Thomdike	MA	378	0			378					378
						01119	Springfield	MA	160	0			144	16				160
						01128	Springfield	MA	16	0			16					16
						01129	Springfield	MA	154	0			154					154
						04468	Templeton	MA	8	0			8					8
						01515	East Brookfield	MA	56	0			56					56
						01562	Spencer	MA	650	0			650					650
						00020	Chicopee	MA	1174	0			1174					1,174
						00071	Russell	MA	1,062	0			1,062					1,062
						01453	Leominster	MA	595	0			595					595
						01524	Leicester	MA	106	0			106					106
						01570	Webster	MA	106	0			106					106
						01534	Northbridge	MA	448	0			448					448
						01570	Webster	MA	456	0			456					456
						02151	Revere	MA	284	0			284					284
						06062	Plainville	CT	175	0			175					175
						06082	Enfield	CT	16	0			16					16
						06111	Newington	CT	12	0			12					12
						06238	Coventry	CT	16	0			16					16
						06517	Hamden	CT	8	0			8					8
						06777	New Preston Marble Dale	CT	8	0			8					8
						01027	Easthampton	MA	135	0			135					135
						01069	Palmer	MA	58	0			58					58
						01082	Ware	MA	46	0			46					46
						06082	Enfield	CT	22	0			22					22
						01854	Lowell	MA	14	0			14					14
						01905	Lynn	MA	12	0			12					12
						01906	Saugus	MA	34	0			34					34
						02150	Chelsea	MA	8	0			8					8
						06281	Woodstock	CT	29	0			29					29
						00020	Chicopee	MA	16	0			16					16



Project	Phase2	Project Name	General Contractor	Company ID	Company Name	ZipCode	PrimaryCity	ST	Hours Weekly - Male	Hours Weekly - Female	Hours Weekly - Asian	Hours Weekly - Black/African American/Hispanic/Latino/Verdean	Hours Weekly - Caucasian	Hours Weekly - Hispanic	Hours Weekly - Native American/Alaskan/Alut.	Hours Weekly - Minority	Hours Weekly - Other	Total Hours Weekly
						00027	Easthampton	MA	113	0			113					113
						00033	Granby	MA	93	0			93					93
						00056	Ludlow	MA	96	0			96					96
						00077	Southwick	MA	112	0			112					112
						01101	Springfield	MA	50	0			50					50
						01601	Worcester	MA	331	0			331					331
						06071	Somers	CT	103	0			103					103
				6000156140	Daniel O'Connell's Sons, Inc.	01001	Agawam	MA	8	0			8					8
						00007	Bellcherstown	MA	3	0			3					3
						00028	East Longmeadow	MA	56	0			56					56
						01038	Hartfield	MA	48	0			48					48
						01106	Longmeadow	MA	4	0			4					4
						01301	Greenfield	MA	24	0			24					24
						01550	Southbridge	MA	202	0			202					202
				6000179902	General Mechanical Contractors, Inc.	01507	Charlton	MA	246	0			246					246
						01524	Leicester	MA	38	0			38					38
						01562	Spencer	MA	501	0			501					501
						01571	Dudley	MA	225	0			225					225
						01607	Worcester	MA	24	0			24					24
						01608	Worcester	MA	371	0			371					371
						01611	Cherry Valley	MA	15	0			15					15
						01826	District	MA	46	0			46					46
						01923	Denvers	MA	566	0			566					566
						02743	Acushnet	MA	128	0			128					128
						02904	Providence	RI	295	0			295					295
						03077	Raymond	NH	34	0			34					34
				6000184305	J & J Contractors	00062	Norwood	MA	144	0			144					144
						02718	East Taunton	MA	93	0		93						93
				6000171087	JM Electrical Company, Inc.	01050	Huntington	MA	188	0			188					188
						01069	Palmer	MA	200	0			200					200
						01247	North Adams	MA	192	0			192					192
						01540	Oxford	MA	292	0			292					292
						01607	Worcester	MA	344	0			344					344
				6000205882	KMD Mechanical	01440	Gardner	MA	32	0			32					32
						04453	Leominster	MA	312	0			312					312
						01516	Douglas	MA	96	0			96					96
						01520	Holden	MA	184	0			184					184
						01536	North Grafton	MA	48	0			48					48
						01562	Spencer	MA	254	0			254					254
						01569	Urbidge	MA	1,088	0			1,088					1,088
						01588	Whitinsville	MA	1,092	0			1,092					1,092
						01590	Sutton	MA	120	0			120					120
						01590	Sutton	MA	2	0			2					2
				NV00000539	MMK Insulation, Inc.	01001	Agawam	MA	18	0			18					18
						01013	Chicopee	MA	53	0			53					53
						01027	Easthampton	MA	72	0			72					72
						01041	Holyoke	MA	62	0			62					62
						01085	Westfield	MA	24	0			24					24
						02889	Warwick	RI	80	0			80					80
						06074	South Windsor	CT	36	0			36					36
						06238	Coventry	CT	69	0			69					69



Project	Phase2	Project Name	General Contractor	Company ID	Company Name	ZipCode	PrimaryCity	ST	Hours Weekly - Male	Hours Weekly - Female	Hours Weekly - Asian	Hours Weekly - Black/African American/Hispanic/Latino/Verdean	Hours Weekly - Caucasian	Hours Weekly - Hispanic	Hours Weekly - Native American/Alaskan/Alut.	Hours Weekly - Minority	Hours Weekly - Other	Total Hours Weekly
						06239	Danvers	CT	228	0			228					228
						06241	Dayville	CT	78	0			78					78
						06259	Pomfret Center	CT	170	0			170					170
						06260	Puham	CT	40	0			40					40
						06330	Baltic	CT	24	0			24					24
						06355	Mystic	CT	80	0			80					80
						06415	Colchester	CT	80	0			80					80
						06420	Salem	CT	192	0			192					192
						06424	East Hampton	CT	8	0			8					8
				6000184806	Lizotte Glass, Inc.	00013	Chicopee	MA	408	0			191	217				408
						01020	Chicopee	MA	924	0			920	4				924
						01030	Feeding Hills	MA	6	0			6					6
						01040	Holyoke	MA	32	0			32					32
						01040	Holyoke	MA	151	0			18	132				151
						01056	Ludlow	MA	36	0			36					36
						01069	Painier	MA	500	0			500					500
						01069	Painier	MA	98	0			98					98
						01075	South Hadley	MA	28	0			28					28
						01085	Westfield	MA	5	0			5					5
						01085	Westfield	MA	12	0			12					12
						01104	Springfield	MA	89	0			89					89
						01104	Springfield	MA	210	0			210					210
				000012584	Manafort Bros., Inc	01001	Agawam	MA	26	0			26					26
						01079	Thornike	MA	8	0			8					8
						01083	Warren	MA	5	0			5					5
						01085	Westfield	MA	96	0			96					96
						01086	Westfield	MA	16	0			16					16
						01089	WestSpringfield	MA	13	0			13					13
						01436	Baldwinville	MA	47	0			47					47
						01506	Brookfield	MA	18	0			18					18
						01507	Charlton	MA	4	0			4					4
						01510	Clinton	MA	40	0			40					40
						01562	Spencer	MA	115	0			115					115
						01569	Urbidge	MA	262	0			262					262
						01588	Whitinsville	MA	8	0			8					8
						01602	Worcester	MA	46	0			46					46
						01603	Worcester	MA	8	0		8						8
						01605	Worcester	MA	8	0			8					8
						01757	Milford	MA	8	0			8					8
						02151	Revere	MA	70	0			70					70
						03076	Peabam	NH	15	0			15					15
						03104	Manchester	NH	40	0			40					40
						03109	Manchester	NH	32	0			32					32
						06118	East Hartford	CT	4	0			4					4
				W00000914	MTJ Landscaping, Inc.	01028	East Longmeadow	MA	0	7		4	7					7
						01040	Holyoke	MA	90	0			90					90
						01057	Monson	MA	78	0			78					78
						01108	Springfield	MA	10	0			10			10		10
						01109	Springfield	MA	86	0			86					86
						01583	West Boylston	MA	28	0			28					28
				6000169519	Rural Fire Protection, Inc.	02188	Weymouth	MA	308	0			308					308

Project	Phase2	Project Name	General Contractor	Company ID	Company Name	ZipCode	PrimaryCity	ST	Hours Weekly - Male	Hours Weekly - Female	Hours Weekly - Asian	Hours Weekly - Black/African American/Hispanic/Latino/Verdean	Hours Weekly - Caucasian	Hours Weekly - Hispanic	Hours Weekly - Native American/Alut. or Aleut.	Hours Weekly - Minority	Hours Weekly - Other	Total Hours Weekly
						02738	Norton	MA	10	0		10						10
						02760	North Attleboro	MA	8	0			8					8
						02766	Norton	MA	8	0			8					8
						02830	Harrisville	RI	405	0			405					405
						02896	North Smithfield	RI	10	0			10					10
				6000162475	Service Enterprises, Inc.	04220	Fitchburg	MA	0	34				34				34
						01508	Charlton City	MA	942	0			942					942
						01541	Princeton	MA	20	0			20					20
						02188	Weymouth	MA	280	0			280					280
						02189	East Weymouth	MA	160	0			160					160
						02818	East Greenwich	RI	272	0			272					272
						02860	Pawtucket	RI	32	0			32					32
						02889	Warwick	RI	120	0			120					120
						03060	Nashua	NH	8	0			8					8
				NV00000349	SOS Corporation	01504	Blackstone	MA	0	44			44					44
						01550	Southbridge	MA	324	0			324					324
						01570	Webster	MA	172	0			172					172
						02752	Marlborough	MA	0	74			74					74
						02757	Milford	MA	296	0			296					296
						02757	Milford	MA	0	71			71					71
						02180	Stoneham	MA	56	0			56					56
				NV00000607	Specialty Insulation Group	01550	Southbridge	MA	161	0			161					161
						01602	Worcester	MA	18	0		18						18
						02360	Plymouth	MA	16	0			16					16
						02660	South Dennis	MA	80	0			80					80
						01540	Oxford	MA	176	0			176					176
				6000159276	The Chevrolet Corporation	01569	Uxbridge	MA	364	0			364					364
						02131	Roslindale	MA	168	0			168					168
						02135	Brighton	MA	16	0			16					16
						02359	Pembroke	MA	24	0			24					24
						02745	New Bedford	MA	72	0			72					72
						02878	Tiverton	RI	188	0			188					188
						02907	Providence	RI	40	0			40					40
				6000159749	Thompson Company, Inc.	04530	Ashburnham	MA	160	0			160					160
						01545	Shrewsbury	MA	168	0			168					168
						02343	Holbrook	MA	32	0			32					32
				6000165217	Wayne J. Griffin Electric, Inc.	01002	Amherst	MA	10	0		10						10
						01005	Barre	MA	8	0			8					8
						01007	Belchertown	MA	8	0			8					8
						01057	Monson	MA	177	0			177					177
						01095	Warren	MA	69	0			69					69
						01106	Ware	MA	126	0			126					126
						01119	Ware	MA	390	0			390					390
						01119	Ware	MA	72	0			72					72
						01119	Ware	MA	712	0			712					712
						01331	Athol	MA	11	0			11					11
						01504	Blackstone	MA	8	0			8					8
						01515	East Brookfield	MA	94	0			94					94
						01520	Holden	MA	139	0			139					139
						01521	Holland	MA	382	0			382					382
						01527	Milbury	MA	672	0			672					672





Project	Phase2	Project Name	General Contractor	Company ID	Company Name	ZipCode	PrimaryCity	ST	Hours Weekly - Male	Hours Weekly - Female	Hours Weekly - Asian	Hours Weekly - Black/African American/Hispanic/Latino/Verdean	Hours Weekly - Caucasian	Hours Weekly - Hispanic	Hours Weekly - Native American/Alaskan/Alut.	Hours Weekly - Minority	Hours Weekly - Other	Total Hours Weekly
						01529	Methuen	MA	13	0			13					13
						01534	Northbridge	MA	11	0			11					11
						01535	North Brookfield	MA	14	0			14					14
						01562	Spencer	MA	5	0			5					5
						01562	Spencer	MA	91	0			91					91
						01564	Sterling	MA	14	0			14					14
						01566	Sturbridge	MA	8	0			8					8
						01569	Uxbridge	MA	16	0			16					16
						01581	Westborough	MA	8	0			8					8
						01606	Worcester	MA	572	0			572					572
						01611	Cherry Valley	MA	200	0			200					200
						01772	Southborough	MA	6	0			6					6
						02019	Bellingham	MA	8	0			8					8
						02072	Stoughton	MA	8	0			8					8
						02081	Walpole	MA	8	0			8					8
						06016	Broad Brook	CT	8	0			8					8
						06076	Safford Springs	CT	24	0			24					24
						06231	Ansonia	CT	8	0			8					8
						06234	Brooklyn	CT	354	0			354					354
						06239	Danielson	CT	511	0			511					511
						06241	Dryville	CT	665	0			665					665
						06457	Middletown	CT	17	0		17						17
						02760	North Attleboro	MA	24	0			24					24
SD1201E	EC1	SOB-Pittsfield HQC Energy/ Water Design Build (AEP)	Millennium Builders, Inc.	000070376	Millennium Builders, Inc.	06019	Canton	CT	58	0			58					58
SD1301E	EC1	Energy & Water Design/Build Project at Essex County Sheriff's Office	J.C. Cannistraro LLC	6000159313	J.C. Cannistraro, LLC	01826	Dreux	MA	64	0			64				64	64
						02081	Walpole	MA	40	0			40					40
						03038	Derry	NH	40	0			40					40
						03076	Nelham	NH	64	0			64					64
SD1130	EC1	Essex Jail & House of Correction Roof & HVAC Upgrades	J.F. White Contracting Company	6000229769	Atlantic Contracting & Specialties, LLC	01119	Springfield	MA	64	0		64						64
						01832	Haverhill	MA	40	0			40					40
						01952	Salisbury	MA	24	0			24					24
						02148	Malden	MA	32	0			32					32
						02169	Quincy	MA	248	0			248					248
						04270	Oxford	ME	152	0			152					152
						NV00000496	Compass Plumbing and Heating, Inc.	02341	Hanson	MA	64		64					64
						02356	North Easton	MA	206	0			206					206
						02767	Rayham	MA	312	0			312					312
						01867	Reading	MA	184	0			184					184
						01886	Westford	MA	12	0			12					12
						02127	Boston	MA	29	0			29					29
						02140	Cambridge	MA	280	0			280					280
						02155	Medford	MA	1,808	0			1,808					1,808
						02155	Medford	MA	323	0			323					323
						02726	Somerset	MA	732	0			732					732
						03038	Derry	NH	168	0			168					168
						02176	Melrose	MA	96	0			96					96
						02814	Chapahet	RI	96	0			96					96
						01537	North Oxford	MA	24	0			24					24
						01550	Southbridge	MA	408	0			408					408
						01590	Sutton	MA	19	0			19					19
						01607	Worcester	MA	24	0			24					24

Project	Phase2	Project Name	General Contractor	Company ID	Company Name	ZipCode	PrimaryCity	ST	Hours Weekly - Male	Hours Weekly - Female	Hours Weekly - Asian	Hours Weekly - Black/African American/Hispanic/Latino/Verdean	Hours Weekly - Caucasian	Hours Weekly - Hispanic	Hours Weekly - Native American/Alaskan/Alut.	Hours Weekly - Minority	Hours Weekly - Other	Total Hours Weekly
						01923	Danvers	MA	147	0			147					147
						03878	Somersworth	NH	476	0			476					476
SDH502	ECL	Hampden County Jail & HOC - HVAC Upgrades	Millennium Builders, Inc.	0000707376	Millennium Builders, Inc.	06019	Canton	CT	8	0			8					8
SDP1202	ECL	Energy Design Build Plymouth County Correctional Facility	Thekch Engineering	6000168449	Dank's Builders Corp.	00093	Wrentham	MA	33	0			33					33
						02703	Attleboro	MA	12	0			12					12
						02760	North Attleboro	MA	82	0			82					82
						02864	Cumberland	RI	74	0			74					74
						01475	Winchendon	MA	89	0			89					89
						01536	North Grafton	MA	65	0			65					65
						02343	Holbrook	MA	52	0			52					52
						02830	Harrisville	RI	48	0			48					48
						02895	Woonsocket	RI	234	0			234					234
						03826	East Hampstead	NH	221	0			221					221
						03865	Plaistow	NH	296	0			296					296
						03331	Attitash	MA	43	0			43					43
						04420	Fitchburg	MA	58	0			58					58
						04440	Gardner	MA	68	0			68					68
						04453	Leominster	MA	16	0			16					16
						01606	Worcester	MA	60	0			60					60
SECI301	HCL	State Archive Building HVAC Upgrade	Enterprise Equipment Company, Inc.	6000158637	Enterprise Equipment Company, Inc.	01475	Winchendon	MA	8	0			8					8
						02021	Canton	MA	487	0			487					487
						02050	Mansfield	MA	32	0			32					32
						02190	South Weymouth	MA	152	0			152					152
						02339	Hanover	MA	363	0			363					363
						02343	Holbrook	MA	49	0			49					49
						02360	Plymouth	MA	446	0			446					446
						02749	Hudson	MA	15	0			15					15
						01860	Merrimac	MA	21	0			21					21
						02919	Johnston	RI	99	0			99					99
						05767	Rochester	VT	94	0			94					94
SSA1201	DC1	Mainstage Theater Modernization & Upgrade - Salem State University	Daniel O'Connell's Sons Inc.	NV00000920	Barber Marketing, Inc.	12801	Glen Falls	NY	28	0			28					28
						12834	Greenwich	NY	164	0			164					164
						02150	Chelsea	MA	8	0			8					8
						02151	Revere	MA	8	0			8					8
						01821	Billerica	MA	25	0			25					25
						01970	Salem	MA	228	0			228					228
						02124	Dorchester Center	MA	56	0			56					56
						02360	Plymouth	MA	8	0			8					8
						02719	Fairhaven	MA	60	0			60					60
						02720	Fall River	MA	36	0			36					36
						02720	Fall River	MA	76	0			76					76
						02740	New Bedford	MA	140	0		94	46					140
						02740	New Bedford	MA	52	0			52					52
						02743	Acushnet	MA	82	0			82					82
						02744	New Bedford	MA	32	0			32					32
						02745	New Bedford	MA	32	0			32					32
						02745	New Bedford	MA	71	0			71					71
						02746	New Bedford	MA	362	0			362					362
						02747	North Dartmouth	MA	32	0			32					32
						02747	North Dartmouth	MA	16	0			16					16





Project	Phase2	Project Name	General Contractor	Company ID	Company Name	ZipCode	PrimaryCity	ST	Hours Weekly - Male	Hours Weekly - Female	Hours Weekly - Asian	Hours Weekly - Black/African American/Hispanic/Latino/Verdean	Hours Weekly - Caucasian	Hours Weekly - Hispanic	Hours Weekly - Native American/Alut.	Hours Weekly - Minority	Hours Weekly - Other	Total Hours Weekly
						02748	South Dartmouth	MA	110	0			110					110
						02777	Swansea	MA	869	0		869						869
				6000158140	Daniel O'Connell's Sons, Inc.	01007	Belchertown	MA	12	0			12					12
						01301	Greenfield	MA	32	0			32					32
						02748	South Dartmouth	MA	128	0			128					128
						02780	Taunton	MA	1,094	0			1,094					1,094
						06239	Danielson	CT	8	0			8					8
				6000217514	Deflino Caulking Associates, Inc.	01007	Belchertown	MA	4	0			4					4
						01563	Spencer	MA	24	0			24					24
						02026	Dedham	MA	56	0			56					56
						02048	Mansfield	MA	168	0			168					168
						02351	Abrington	MA	108	0			108					108
				6000159591	E. Armani and Sons, Inc.	01534	Northbridge	MA	6	0			6					6
						01904	Lynn	MA	8	0			8					8
						01938	Ipswich	MA	251	0			251					251
						01970	Salem	MA	3	0			3					3
						01970	Salem	MA	8	0			8					8
						02081	Walpole	MA	88	0			88					88
						02324	Bridgewater	MA	266	0			266					266
				6000178077	Greenwood Industries	01535	North Brookfield	MA	65	0			65					65
						01540	Oxford	MA	6	0			6					6
						01550	Southbridge	MA	10	0			10					10
						01571	Dudley	MA	6	0			6					6
						01602	Worcester	MA	4	0			4					4
						01604	Worcester	MA	8	0			8					8
						01607	Worcester	MA	6	0			6					6
						01612	Paxton	MA	29	0			29					29
						01821	Billerica	MA	34	0			34					34
						01920	Uxbridge	VT	8	0			8					8
						01930	Gloucester	MA	24	0			24					24
						02368	Randolph	MA	59	0			59					59
						02895	Woonsocket	RI	64	0			64					64
						02918	Providence	RI	50	0			50					50
						06277	Thompson	CT	6	0			6					6
						01840	Lawrence	MA	24	0			24					24
				NW00000189	H. Carr & Sons, Inc.	01851	Lowell	MA	71	0			71					71
						01864	North Reading	MA	79	0			79					79
						01867	Reading	MA	117	0			117					117
						01902	Lynn	MA	6	0			6					6
						01913	Amesbury	MA	25	0			25					25
						01938	Ipswich	MA	156	0			156					156
						01970	Salem	MA	565	0			565					565
						02128	Boston	MA	80	0			80					80
						02189	East Weymouth	MA	8	0			8					8
						02360	Plymouth	MA	4	0			4					4
						02717	East Freetown	MA	40	0			40					40
						02720	Fall River	MA	24	0			24					24
						02721	Fall River	MA	72	0			72					72
						02723	Fall River	MA	8	0			8					8
						02740	New Bedford	MA	40	0			40					40
						02748	South Dartmouth	MA	16	0			16					16

Project	Phase2	Project Name	General Contractor	Company ID	Company Name	ZipCode	PrimaryCity	ST	Hours Weekly - Male	Hours Weekly - Female	Hours Weekly - Asian	Hours Weekly - Black/African American/Hispanic/Latino/Verdean	Hours Weekly - Caucasian	Hours Weekly - Hispanic	Hours Weekly - Native American/Alaskan/Alut.	Hours Weekly - Minority	Hours Weekly - Other	Total Hours Weekly
						02769	Rehoboth	MA	5	0			5					5
						02771	Seekonk	MA	29	0			29					29
						02864	Cumberland	RI	12	0			12					12
						02865	Uxbridge	RI	16	0			16					16
						02871	Portsmouth	RI	15	0			15					15
						02904	Providence	RI	40	0			40					40
						02914	East Providence	RI	16	0			16					16
						03062	Nashua	NH	331	0			331					331
						03076	Pelham	NH	40	0			40					40
						03079	Salem	NH	71	0			71					71
						03102	Manchester	NH	24	0			24					24
						03103	Manchester	NH	6	0			6					6
						03833	Exeter	NH	469	0			469					469
						03857	Newmarket	NH	798	0			798					798
				NV00000084	H.B. Welding, Inc.	02136	Hyde Park	MA	96	0			96					96
						02790	Westport	MA	104	0			104					104
						02825	Foster	RI	96	0			96					96
						01844	Methuen	MA	94	0			94					94
						01880	Wakefield	MA	274	0			274					274
						01970	Salem	MA	46	0			46					46
						01841	Lawrence	MA	83	0			83					83
						01841	Lawrence	MA	178	0			178					178
						01843	Lawrence	MA	16	0			16					16
						02474	Arlington	MA	170	0			170					170
						01875	Unknown	UV	923	0			923					923
						01880	Wakefield	MA	48	0			48					48
						01902	Lynn	MA	64	0			64					64
						01904	Lynn	MA	48	0			48					48
						01905	Lynn	MA	7	0			7					7
						01907	Swampscott	MA	727	0			727					727
						01908	Nahant	MA	63	0			63					63
						01923	Danvers	MA	85	0			85					85
						02115	Boston	MA	27	0			27					27
						02718	East Taunton	MA	54	0			54					54
						01453	Leominster	MA	5	0			5					5
						01503	Berlin	MA	16	0			16					16
						01532	Northborough	MA	8	0			8					8
						01545	Shrewsbury	MA	294	0			294					294
						01568	Upton	MA	8	0			8					8
						01749	Hudson	MA	192	0			192					192
						01752	Marlborough	MA	16	0			16					16
						03076	Pelham	NH	64	0			64					64
						01830	Haverhill	MA	21	0			21					21
						01908	Nahant	MA	72	0			72					72
						01923	Danvers	MA	13	0			13					13
						01960	Peabody	MA	53	0			53					53
						01960	Peabody	MA	8	0			8					8
						01970	Salem	MA	131	0			131					131
						01970	Salem	MA	89	0			89					89
						03867	Rochester	NH	5	0			5					5
						01507	Charlton	MA	402	0			402					402



Project	Phase2	Project Name	General Contractor	Company ID	Company Name	ZipCode	PrimaryCity	ST	Hours Weekly - Male	Hours Weekly - Female	Hours Weekly - Asian	Hours Weekly - Black/African American/Hispanic/Latino/Verdean	Hours Weekly - Caucasian	Hours Weekly - Hispanic	Hours Weekly - Native American/Alaskan/Alut.	Hours Weekly - Minority	Hours Weekly - Other	Total Hours Weekly
						01507	Charlton	MA	58	0			58					58
						01535	North Brookfield	MA	654	0			654					654
						01821	Billerica	MA	8	0			8					8
						01826	Dracut	MA	10	0			10					10
						01830	Haverhill	MA	24	0			24					24
						01844	Methuen	MA	54	0			54					54
						01851	Lowell	MA	8	0			8					8
						01904	Lynn	MA	32	0			0	32				32
						01906	Saugus	MA	38	0			38					38
						01913	Amesbury	MA	126	0			126					126
						01960	Peabody	MA	8	0			8					8
						02114	Boston	MA	138	0		138						138
						02128	Boston	MA	8	0			8					8
						02128	Boston	MA	120	0			0	120				120
						02131	Roslindale	MA	34	0		34						34
						02148	Malden	MA	169	0			0	169				169
						02169	Quincy	MA	110	0			110					110
						02720	Fall River	MA	122	0			122					122
						02721	Fall River	MA	41	0			41					41
						02746	New Bedford	MA	66	0			66					66
						02747	North Dartmouth	MA	128	0			128					128
						02760	North Attleboro	MA	166	0			166					166
						02764	North Dighton	MA	112	0			112					112
						03038	Derry	NH	158	0			158					158
						03051	Hudson	NH	18	0			18					18
						03076	Retham	NH	292	0			292					292
						03079	Salem	NH	270	0			270					270
						03079	Salem	NH	191	0			191					191
						03103	Manchester	NH	47	0			47					47
						03833	Exeter	NH	177	0			177					177
						06108	East Hartford	CT	136	0			136					136
						06374	Plainfield	CT	136	0			136					136
						01463	Pepperell	MA	16	0			16					16
						01821	Billerica	MA	16	0			16					16
						01841	Lawrence	MA	32	0			32					32
						01844	Methuen	MA	136	0			136					136
						01876	Tewksbury	MA	0	8			8					8
						01887	Wilmington	MA	24	0			24					24
						01905	Lynn	MA	302	0			302					302
						01906	Saugus	MA	200	0			200					200
						01907	Swampscott	MA	10	0			10					10
						01952	Salisbury	MA	438	0			438					438
						01960	Peabody	MA	68	0			68					68
						01960	Peabody	MA	962	0			962					962
						02021	Canton	MA	1,113	0			1,113					1,113
						02038	Franklin	MA	88	0			88					88
						02043	Hingham	MA	240	0			240					240
						02050	Mansfield	MA	8	0			8					8
						02062	Norwood	MA	8	0		0	8					8
						02127	Boston	MA	32	0			32					32
						02132	West Roxbury	MA	192	0			192					192

Project	Phase2	Project Name	General Contractor	Company ID	Company Name	ZipCode	PrimaryCity	ST	Hours Weekly - Male	Hours Weekly - Female	Hours Weekly - Asian	Hours Weekly - Black/African American/Hispanic/Verdean	Hours Weekly - Caucasian	Hours Weekly - Hispanic	Hours Weekly - Native American/Alut.	Hours Weekly - Minority	Hours Weekly - Other	Total Hours Weekly							
STCI401	HCL	Springfield Tech Community College - 2nd Floor Renovation, DPS Relocation	Kronenberg & Sons Restoration, Inc.	0000287010	Avid Ironworks, Inc.		Cambridge	MA	430	0			430					430							
							Quincy	MA	440	0				440								440			
							Quincy	MA	8	0					8									8	
							Bridgewater	MA	264	0					264									264	
							Hallifax	MA	168	0					168									168	
							Pembroke	MA	168	0					168									168	
							Plymouth	MA	200	0					200									200	
							New Bedford	MA	96	0					96									96	
							Raynham	MA	64	0					64									64	
							Raynham	MA	8	0					8									8	
							Taunton	MA	16	0					16									16	
							Hudson	NH	1,768	0					1,768										1,768
							Pittsfield	NH	524	0					524										524
							Atkinson	NH	836	0					836										836
							Palmer	MA	32	0					32										32
							Ware	MA	75	0					75										75
							Enfield	CT	34	0					34										34
							Ludlow	MA	30	0					30										30
							Pittsfield	MA	32	0					32										32
							Adams	MA	40	0					40										40
							North Adams	MA	6	0					6										6
							Williamstown	MA	34	0					34										34
							Springfield	MA	216	0					216										216
							Athol	MA	32	0					32										32
							Bristol	CT	1,217	0					1,217										1,217
							Enfield	CT	40	0					40										40
							Hartford	CT	77	0					77										77
Jewett City	CT	174	0					174										174							
East Haddam	CT	96	0					96										96							
Meriden	CT	1	0					1										1							
Meriden	CT	184	0					184										184							
Middletown	CT	48	0					48										48							
Pantsville	CT	64	0					64										64							
Portland	CT	64	0					64										64							
Wallingford	CT	96	0					96										96							
Hamden	CT	0	71					71										71							
Chicago	MA	103	0					103										103							
Ware	MA	36	0					36										36							
Westfield	MA	186	0					186										186							
Springfield	MA	67	0					67										67							
Springfield	MA	16	0					16										16							
Lawrence	MA	186	0					186										186							
Lawrence	MA	72	0					72										72							
Lawrence	MA	226	0					226										226							
Hartford	CT	179	0					179										179							
Adams	MA	3	0					3										3							
Chicago	MA	13	0					13										13							
Northague	MA	55	0					55										55							
Dalton	MA	88	0					88										88							
Agawam	MA	159	0					159										159							
Chicago	MA	188	0					188										188							

Project	Phase	Project Name	General Contractor	Company ID	Company Name	Zip Code	Primary City	ST	Hours Weekly - Male	Hours Weekly - Female	Hours Weekly - Asian	Hours Weekly - Black/African American/Hispanic/Latino/Verdean	Hours Weekly - Caucasian	Hours Weekly - Hispanic	Hours Weekly - Native American/Alut.	Hours Weekly - Minority	Hours Weekly - Other	Total Hours Weekly
						00027	Easthampton	MA	118	0			118					118
						00057	Monson	MA	40	0			40					40
						00075	South Hadley	MA	40	0			40					40
						00080	Three Rivers	MA	6	0			6					6
						01376	Turners Falls	MA	135	0			135					135
						01378	Ware	MA	7	0			7					7
				NV00000913	Riggs Contracting, Inc.	01075	South Hadley	MA	192	0			192					192
						01118	Springfield	MA	9	0			9					9
						03375	Sunderland	MA	112	0			112					112
						01545	Shrewsbury	MA	168	0			168					168
				NV00000949	United Civil, Inc.	01028	East Longmeadow	MA	82	0			82					82
						00056	Ludlow	MA	60	0			60					60
						01082	Ware	MA	69	0			69					69
						01256	Sawy	MA	175	0			175					175
						01376	Turners Falls	MA	114	0			114					114
						01473	Westminster	MA	113	0			113					113
						01545	Shrewsbury	MA	49	0			49					49
						02150	Chelsea	MA	226	0			226					226
						02724	Fall River	MA	162	0			162					162
						02790	Westport	MA	162	0			162					162
						06093	West Suffield	CT	184	0			184					184
						06489	Southington	CT	57	0			57					57
TRC0804	HCL	Various Repairs and Installations at East Cambridge Courthouse	Northern Contracting Corp.	6000174447	Northern Contracting Corporation	02745	New Bedford	MA	8	0			8					8
TRC1205	FCL	TRC Pittsfield P/F/C Life Safety, Exterior & Accessibility Improvements	Allegrone Construction Company, Inc.	6000156831	John W. Egan Company, Inc.	01060	Northampton	MA	7	0			7					7
						6000179249	Sommer Electric, Inc.	VT	3	0			3					3
TRC1209	DC1	TRC Salem P/F-C Building Renovations	W. T. Rich Co., Inc.	NV00000835	Alja Construction Company, Inc.	02826	Glendale	RI	40	0			40					40
						02858	Oakland	RI	48	0			48					48
						02895	Woonsocket	RI	196	0			196					196
						02919	Johnston	RI	113	0			113					113
						06241	Dayville	CT	28	0			28					28
						06281	Woodstock	CT	48	0			48					48
						01020	Chicago	MA	24	0			24					24
						01040	Holyoke	MA	8	0			8					8
						01109	Springfield	MA	8	0			8					8
						01365	Uxbridge	MA	40	0			40					40
						01841	Lawrence	MA	48	0		24	24					48
						01841	Lawrence	MA	24	0			24					24
						03079	Salem	NH	48	0			48					48
						06519	New Haven	CT	40	0			40					40
						01540	Oxford	MA	24	0			24					24
				6000176813	Capital Carpet and Flooring	01801	Woburn	MA	130	0			130					130
						01502	Lynn	MA	16	0			16					16
						01906	Saugus	MA	40	0			40					40
						02126	Mattapan	MA	109	0			109					109
						02149	Everett	MA	8	0			8					8
						03104	Manchester	NH	2	0			2					2
						06277	Thompson	CT	8	0			8					8
						01854	Lowell	MA	242	0			242					242
						02149	Everett	MA	242	0			242					242
						03837	Gilmanton Iron Works	NH	498	0			498					498
						03865	Plaistow	NH	7	0			7					7



Project	Phase2	Project Name	General Contractor	Company ID	Company Name	ZipCode	PrimaryCity	ST	Hours Weekly - Male	Hours Weekly - Female	Hours Weekly - Asian	Hours Weekly - Black/African American/Hispanic/Latino/Verdean	Hours Weekly - Caucasian	Hours Weekly - Hispanic	Hours Weekly - Native American/Alaskan/Alut.	Hours Weekly - Minority	Hours Weekly - Other	Total Hours Weekly
				6000158238	Chandler Architectural	01821	Billerica	MA	138	0			138					138
					01867	Reading	MA	484	0				484					484
					01906	Saugus	MA	566	0				566					566
					01938	Ipswich	MA	6	0				6					6
					02016	Schuette	MA	608	0				608					608
					02360	Plymouth	MA	6	0				6					6
					02703	Attleboro	MA	1,008	0				1,008					1,008
					02814	Chepachet	RI	72	0				72					72
					02816	Coventry	RI	9	0				9					9
					02816	Coventry	RI	225	0				225					225
					02893	West Warwick	RI	960	0				960					960
				000571645	Colony Drywall, Inc	01844	Methuen	MA	1,352	0			1,352					1,352
					01905	Lynn	MA	846	0				846					846
					01905	Lynn	MA	549	0				549					549
					01960	Peabody	MA	1,246	0				1,246					1,246
					01970	Salem	MA	317	0				317					317
					02038	Franklin	MA	504	0				504					504
					02108	Boston	MA	472	0				472					472
					02151	Revere	MA	1,140	0				1,140					1,140
					02152	Wintthrop	MA	1,100	0				1,100					1,100
					02155	Medford	MA	363	0				363					363
					02720	Fall River	MA	56	0				56					56
					02720	Fall River	MA	280	0				280					280
					02721	Fall River	MA	488	0				488					488
					02724	Fall River	MA	64	0				64					64
					02740	New Bedford	MA	1,269	0				1,269					1,269
					02740	New Bedford	MA	780	0			280	500					780
					02740	New Bedford	MA	4,881	0			0	4,881					4,881
					02744	New Bedford	MA	32	0				32					32
					02744	New Bedford	MA	254	0				254					254
					02746	New Bedford	MA	16	0				16					16
					02747	North Dartmouth	MA	1,496	0				1,496					1,496
					02748	South Dartmouth	MA	612	0				612					612
					02748	South Dartmouth	MA	144	0				144					144
					02748	South Dartmouth	MA	1,676	0				1,676					1,676
					02769	Rehoboth	MA	208	0				208					208
					02777	Swarthout	MA	8	0				8					8
					02780	Taunton	MA	160	0				160					160
					02790	Westport	MA	8	0				8					8
					02909	Providence	RI	488	0				488					488
					03865	Plaistow	NH	416	0				416					416
					03865	Plaistow	NH	282	0				282					282
					03874	Seabrook	NH	120	0				120					120
				6000211559	Component Assembly Systems, Inc.	01801	Woburn	MA	72	0			72					72
					01803	Burlington	MA	376	0				376					376
					01821	Billerica	MA	280	0				280					280
					01834	Groveland	MA	192	0				192					192
					01844	Methuen	MA	48	0				48					48
					01876	Tewksbury	MA	280	0				280					280
					01902	Lynn	MA	568	0				568					568
					01938	Ipswich	MA	488	0				488					488



Project	Phase2	Project Name	General Contractor	Company ID	Company Name	ZipCode	PrimaryCity	ST	Hours Weekly - Male	Hours Weekly - Female	Hours Weekly - Asian	Hours Weekly - Black/African American/Hispanic/Latino/Verdean	Hours Weekly - Caucasian	Hours Weekly - Hispanic	Hours Weekly - Native American/Alut. Abut.	Hours Weekly - Minority	Hours Weekly - Other	Total Hours Weekly
						02180	Stoneham	MA	860	0			860					860
						02360	Plymouth	MA	8	0			8					8
						01534	Northbridge	MA	16	0			16					16
						01610	Worcester	MA	8	0			8					8
						01801	Woburn	MA	8	0			8					8
						01826	Dracut	MA	14	0			14					14
						01923	Danvers	MA	12	0			12					12
						02155	Melford	MA	62	0			62					62
						02339	Rowley	MA	8	0			8					8
						02356	North Easton	MA	2	0			2					2
						02538	East Wareham	MA	8	0			8					8
						02777	Swampscott	MA	627	0			627					627
						03038	Derry	NH	768	0			768					768
						03045	Goffstown	NH	3	0			3					3
						03051	Hudson	NH	553	0			553					553
						03079	Salem	NH	631	0			631					631
						03087	Windham	NH	11	0			11					11
						03814	Center Ossipee	NH	118	0			118					118
						01534	Northbridge	MA	66	0			66					66
						01826	Dracut	MA	962	0			962					962
						01830	Haverhill	MA	1,232	0			1,232	8				1,232
						01832	Haverhill	MA	8	0			8					8
						01833	Georgetown	MA	61	0		61						61
						01844	Methuen	MA	155	0			155					155
						01851	Lowell	MA	56	0			56					56
						01860	Merrimac	MA	272	0			272					272
						01876	Tewksbury	MA	466	0			466					466
						01902	Lynn	MA	8	0			8					8
						01902	Lynn	MA	12	0			12					12
						01904	Lynn	MA	41	0			41					41
						01907	Swampscott	MA	1,682	0			1,682					1,682
						01923	Danvers	MA	56	0			56					56
						01938	Ipswich	MA	269	0			269					269
						01938	Ipswich	MA	40	0			40					40
						01951	Newbury	MA	10	0			10					10
						01960	Peabody	MA	1,362	0			1,362					1,362
						01970	Salem	MA	219	0			219	82				229
						01983	Topshfield	MA	144	0			144					144
						02126	Mattapan	MA	392	0		392						392
						02145	Somerville	MA	782	0			782					782
						02148	Malden	MA	1,089	0			1,089					1,089
						02155	Melford	MA	8	0			8					8
						02184	Braintree	MA	228	0			228					228
						02459	Newton Center	MA	834	0			834					834
						03077	Raymond	NH	192	0			192					192
						03819	Danville	NH	486	0			486					486
						03865	Plaistow	NH	19	0			19					19
						03887	Union	NH	1,176	0			1,176					1,176
						02828	Greenville	RI	798	0			798					798
						02859	Pascoag	RI	84	0			84					84
						02865	Lincoln	RI	744	0			744					744



Project	Phase2	Project Name	General Contractor	Company ID	Company Name	ZipCode	PrimaryCity	ST	Hours Weekly - Male	Hours Weekly - Female	Hours Weekly - Asian	Hours Weekly - Black/African American/Hispanic/Latino/Verdean	Hours Weekly - Caucasian	Hours Weekly - Hispanic	Hours Weekly - Native American/Alaskan/Alut.	Hours Weekly - Minority	Hours Weekly - Other	Total Hours Weekly
						03865	Roslindown	NH	280	0			280					280
				NV00000550	Federal Concrete, Inc.	03772	Southborough	MA	8	0			8					8
						01844	Methuen	MA	40	0			40					40
						01902	Lynn	MA	8	0			8					8
						01904	Lynn	MA	64	0			64					64
						01905	Lynn	MA	116	0			116					116
						01970	Salem	MA	8	0			8					8
						02151	Revere	MA	176	0			176					176
						03360	Plymouth	MA	16	0			16					16
						02771	Seekonk	MA	217	0			217					217
						02771	Seekonk	MA	32	0			32					32
						02832	Hope Valley	RI	250	0			250					250
						03060	Nashua	NH	8	0			8					8
				NV00000189	H. Carr & Sons, Inc.	02184	Braintree	MA	152	0			152					152
						02703	Attleboro	MA	96	0			96					96
						02720	Fall River	MA	40	0			40					40
						02771	Seekonk	MA	22	0			22					22
						02816	Coventry	RI	16	0			16					16
						02871	Portsmouth	RI	248	0			248					248
						02914	East Providence	RI	192	0			192					192
				0000783265	Hannum Industries, Ltd.	01824	Chelmsford	MA	16	0			16					16
						01851	Lowell	MA	4	0			4					4
						03045	Goffstown	NH	40	0			40					40
						03092	Uxbridge	VT	48	0			48					48
						03848	Kingston	NH	3	0			3					3
						03908	South Berwick	ME	16	0			16					16
						03909	York	ME	16	0			16					16
						04027	Lebanon	ME	24	0			24					24
						01801	Woburn	MA	995	0			995					995
				6000178444	Homer Contracting, Inc.	01880	Wakefield	MA	32	0			32					32
						02476	Arlington	MA	57	0			57					57
				7000081021	Island International Industries	02825	Foster	RI	16	0			16					16
						02888	Warwick	RI	99	0			99					99
						02917	Smithfield	RI	90	0			90					90
						06360	Norwich	CT	16	0			16					16
						01841	Lawrence	MA	104	0			104					104
				0000253330	Joseph Cohn and Son, Inc.	01850	Lowell	MA	4	0			4					4
						02056	Norfolk	MA	428	0			428					428
						02136	Hyde Park	MA	0	88		88						88
						02149	Everett	MA	459	0			459					459
						02169	Quincy	MA	368	0			368					368
						06070	Simsbury	CT	8	0			8					8
						06405	Branford	CT	64	0			64					64
						06473	North Haven	CT	0	22			22					22
						02148	Malden	MA	32	0			32					32
				NV00000040	K & K Acoustical Ceilings, Inc.	03103	Manchester	NH	378	0			378					378
						01028	East Longmeadow	MA	26	0			26					26
				0000395739	Kaploff's Glass, Inc.	03220	Adams	MA	29	0			29					29
						01267	Williamstown	MA	26	0		26						26
						05255	Manchester Center	VT	8	0			8					8
				NV00000719	Kenneth Castellucci & Associates, Inc.	01906	Saugus	MA	464	0			464					464



Project	Phase2	Project Name	General Contractor	Company ID	Company Name	ZipCode	PrimaryCity	ST	Hours Weekly - Male	Hours Weekly - Female	Hours Weekly - Asian	Hours Weekly - Black/African American/Hispanic/Latino/Verdean	Hours Weekly - Caucasian	Hours Weekly - Hispanic	Hours Weekly - Native American/Alaskan/Alut.	Hours Weekly - Minority	Hours Weekly - Other	Total Hours Weekly
						02155	Medford	MA	520	0			520					520
						02155	Medford	MA	48	0			48					48
						02859	Pascoag	RI	80	0			80					80
				NV00000029	Larkin Iron Works	02324	Bridgewater	MA	264	0			264					264
				NV00000079	Lighthouse Masonry, Inc.	02718	East Taunton	MA	446	0			446					446
						02721	Fall River	MA	1,778	0			1,778					1,778
						02723	Fall River	MA	5	0			5					5
						02724	Fall River	MA	15	0			15					15
						02740	New Bedford	MA	82	0		5	72	5				82
						02743	Acushnet	MA	1,421	0			1,421					1,421
						02745	New Bedford	MA	42	0			42					42
						02745	New Bedford	MA	8	0			8					8
						02745	New Bedford	MA	1,568	0			495	1,074				1,568
						02746	New Bedford	MA	2,694	0		18	2,676					2,694
						02746	New Bedford	MA	1,652	0			1,652					1,652
						02746	New Bedford	MA	317	0			317					317
						02888	Warwick	RI	14	0			14					14
						11550	Hempstead	NY	61	0			61					61
						11717	Brentwood	NY	561	0			561					561
				NV00000033	Marguerite Concrete, Inc.	01503	Berlin	MA	8	0			8					8
						01504	Blackstone	MA	16	0			16					16
						01749	Hudson	MA	42	0	8		17	17				42
						02732	Mansborough	MA	8	0			8					8
						01887	Wilmington	MA	8	0			8					8
						00019	Bellingham	MA	41	0			41					41
						00026	Dedham	MA	32	0			32					32
						00035	Foxboro	MA	20	0			20					20
						00038	Franklin	MA	34	0			34					34
						02151	Revere	MA	44	0			36		8			44
						02155	Medford	MA	8	0		8						8
						02190	South Weymouth	MA	28	0		28						28
						02382	Whitman	MA	9	0			9					9
						02720	Fall River	MA	3	0			3					3
						02723	Fall River	MA	8	0			8					8
						02777	Swansea	MA	8	0			8					8
						02860	Pewaukee	RI	8	0			8					8
						02861	Pewaukee	RI	8	0			8					8
						02863	Central Falls	RI	56	0			56					56
						02889	Warwick	RI	73	0			73					73
						02895	Woonsocket	RI	7	0			7					7
						03229	Concord	NH	8	0			8					8
				6000176200	Mobile Insulation Company, Inc.	01516	Douglas	MA	486	0			486					486
						01841	Lawrence	MA	56	0			56					56
						02019	Bellingham	MA	80	0			80					80
						02155	Medford	MA	48	0			48					48
						02343	Holbrook	MA	60	0			60					60
				0000154840	P.J. Spillane Company	01069	Palmer	MA	8	0			8					8
						01453	Leominster	MA	6	0			6					6
						01852	Lowell	MA	26	0			26					26
						01969	Rowley	MA	97	0			97					97
						01970	Salem	MA	348	0			348					348

Project	Phase2	Project Name	General Contractor	Company ID	Company Name	ZipCode	PrimaryCity	ST	Hours Weekly - Male	Hours Weekly - Female	Hours Weekly - Asian	Hours Weekly - Black/African American/Hispanic/Latino/Verdean	Hours Weekly - Caucasian	Hours Weekly - Hispanic	Hours Weekly - Native American/Alut. / Aleut.	Hours Weekly - Minority	Hours Weekly - Other	Total Hours Weekly
						02124	Dorchester Center	MA	16	0		16						16
						02128	Boston	MA	2	0				2				2
						02143	Somerville	MA	108	0			108					108
						02151	Revere	MA	12	0			12					12
						02152	Wintthrop	MA	72	0			72					72
						02191	North Weymouth	MA	125	0			125					125
						02191	North Weymouth	MA	32	0			32					32
						02780	Taunton	MA	29	0	29							29
						02781	Uxbridge	MA	16	0								16
						03079	Salem	NH	18	0								18
						21040	Edgewood	MD	10	0								10
						01523	Lancaster	MA	160	0				160				160
						01821	Billerica	MA	2,192	0			2,192					2,192
						02155	Medford	MA	24	0			24					24
						03331	Athol	MA	8	0			8					8
						04420	Fitchburg	MA	7	0			7					7
						04420	Fitchburg	MA	146	0			146					146
						04440	Gardner	MA	70	0			70					70
						04452	Hubbardston	MA	324	0			324					324
						04453	Leominster	MA	654	0			654					654
						04453	Leominster	MA	47	0			47					47
						04453	Leominster	MA	99	0			99					99
						04453	Leominster	MA	109	0			109					109
						04464	Shirley	MA	50	0			50					50
						04469	Townsend	MA	50	0			50					50
						04475	Winchendon	MA	200	0	200							200
						04475	Winchendon	MA	21	0			21					21
						04475	Winchendon	MA	124	0			124					124
						01585	West Brookfield	MA	402	0			402					402
						01604	Worcester	MA	84	0			84					84
						07752	Marlborough	MA	6	0			6					6
						03071	New Ipswich	NH	30	0			30					30
						03447	Fitzwilliam	NH	375	0			375					375
						03879	Tyngabono	MA	72	0			72					72
						03811	Adkinson	NH	45	0			45					45
						01826	Dreicut	MA	3	0			3					3
						01844	Methuen	MA	3	0			3					3
						03038	Derry	NH	160	0			160					160
						03060	Nashua	NH	16	0			16					16
						03063	Nashua	NH	194	0			194					194
						03064	Nashua	NH	935	0			935					935
						03064	Nashua	NH	191	0			191					191
						03110	Bedford	NH	64	0			64					64
						02093	Wrentham	MA	1,031	0			1,031					1,031
						02703	Attleboro	MA	8	0			8					8
						02760	North Attleboro	MA	24	0			24					24
						02771	Seekonk	MA	112	0			112					112
						02780	Taunton	MA	40	0			40					40
						02914	East Providence	RI	112	0			112					112
						02916	Rumford	RI	8	0			8					8
						010217498	W.L. French Excavating Corp.	MA	208	0			208					208

Project	Phase2	Project Name	General Contractor	Company ID	Company Name	ZipCode	PrimaryCity	ST	Hours Weekly - Male	Hours Weekly - Female	Hours Weekly - Asian	Hours Weekly - Black/African American/Hispanic/Latino/Verdean	Hours Weekly - Caucasian	Hours Weekly - Hispanic	Hours Weekly - Native American/Alaskan/Alut.	Hours Weekly - Minority	Hours Weekly - Other	Total Hours Weekly
						01440	Gardner	MA	44	0			44					44
						01440	Gardner	MA	44	0			44					44
						01453	Leominster	MA	16	0			16					16
						01730	Bedford	MA	92	0			92					92
						01832	Haverhill	MA	252	0			252					252
						01879	Tyngboro	MA	53	0			53					53
						01887	Wilmington	MA	8	0			8					8
						01904	Lynn	MA	421	0			421					421
						02148	Malden	MA	156	0			156					156
						02151	Revere	MA	77	0			77					77
						02152	Wintthrop	MA	48	0			48					48
						02155	Medford	MA	68	0			68					68
						02169	Quincy	MA	48	0			48					48
						02171	Quincy	MA	24	0			24					24
						02301	Brockton	MA	8	0			8					8
						02301	Brockton	MA	8	0			8					8
						02638	Derry	NH	12	0			12					12
						03811	Atkinson	NH	84	0			84					84
						03844	Hampton Falls	NH	154	0			154					154
						0473	Westminster	MA	1,649	0			1,649					1,649
						01905	Lynn	MA	136	0			136					136
						02482	Wellesley	MA	29	0			29					29
						01005	Barre	MA	148	0			148					148
						01469	Townsend	MA	399	0			399					399
						01515	East Brookfield	MA	40	0			40					40
						01524	Leicester	MA	745	0			745					745
						01529	Millville	MA	341	0			341					341
						01537	North Oxford	MA	111	0			111					111
						01562	Spencer	MA	6	0			6					6
						01564	Sterling	MA	7	0			7					7
						01564	Sterling	MA	56	0			56					56
						01585	West Brookfield	MA	16	0			16					16
						01611	Cherry Valley	MA	39	0			39					39
						01810	Andover	MA	184	0			184					184
						01821	Billerica	MA	460	0			460					460
						01826	Dreicut	MA	103	0			103					103
						01830	Haverhill	MA	96	0			96					96
						01833	Georgetown	MA	970	0			970					970
						01841	Lawrence	MA	1,106	0			1,106					1,106
						01841	Lawrence	MA	1,476	0			1,476					1,476
						01843	Lawrence	MA	264	0			264					264
						01844	Methuen	MA	160	0			160					160
						01845	North Andover	MA	7	0			7					7
						01852	Lowell	MA	8	0			8					8
						01852	Lowell	MA	32	0			32					32
						01860	Merrimac	MA	8	0			8					8
						01876	Tewksbury	MA	1,470	0			1,470					1,470
						00019	Bellingham	MA	8	0			8					8
						02171	Quincy	MA	6	0			6					6
						02472	Watertown	MA	8	0			8					8
						02726	Somerset	MA	630	0			630					630



Project	Phase	Project Name	General Contractor	Company ID	Company Name	Zip Code	Primary City	ST	Hours Weekly - Male	Hours Weekly - Female	Hours Weekly - Asian	Hours Weekly - Black/African American/Hispanic/Latino/Verdean	Hours Weekly - Caucasian	Hours Weekly - Hispanic	Hours Weekly - Native American/Alaskan/Alut.	Hours Weekly - Minority	Hours Weekly - Other	Total Hours Weekly									
TRC1213	FCL	Gilton District Court House Roof Replacement & Accessibility Improvements	Mill City Construction, Inc.	000049213	Mill City Construction, Inc.	03038	Berry	NH	32	0			32					32									
									03051	NH	16	0												16			
									03064	NH	280	0									280						280
									03070	NH	40	0									40						40
									03077	NH	8	0									8						8
									03106	NH	48	0									48						48
									03109	NH	24	0									24						24
									03230	NH	90	0									90						90
									03819	NH	40	0									40						40
									03820	NH	1,504	0									1,504						1,504
									03842	NH	176	0									176						176
									03842	NH	892	0									892						892
									03844	NH	12	0									12						12
									03849	NH	56	0									56						56
									03867	NH	1,116	0									1,116						1,116
									03901	ME	72	0									72						72
									04027	ME	174	0									174						174
									04103	ME	312	0									312						312
									06255	CT	8	0									8						8
									05166	MA	103	0									103						103
02864	RI	8	0									8						8									
02895	RI	34	0									34						34									
02896	RI	605	0									605						605									
02896	RI	41	0									41						41									
02896	RI	0	80									80						80									
06241	CT	0	27									27						27									
00005	MA	16	0									16						16									
01436	MA	181	0									181						181									
01440	MA	8	0									8						8									
01550	MA	4	0									4						4									
02478	MA	132	0									132						132									
03873	NH	113	0									113						113									
01081	MA	30	0									30						30									
01440	MA	46	0									46						46									
01540	MA	61	0									61						61									
06279	CT	25	0									25						25									
01027	MA	48	0									48						48									
01060	MA	48	0									48						48									
01069	MA	48	0									48						48									
01469	MA	1	0									1						1									
02784	Unknown	4	0									4						4									
02124	MA	24	0									24						24									
02134	MA	320	0									320						320									
02072	MA	64	0									64						64									
02330	MA	40	0									40						40									
02370	MA	64	0									64						64									
01001	MA	232	0									232						232									
01020	MA	159	0									159						159									
01027	MA	136	0									136						136									
01035	MA	219	0									219						219									
01050	MA	134	0									134						134									
TRC1305	FCL	Springfield Hall of Justice - Elevator Modernization	New England Builders and Contractors, Inc.	600036472	New England Builders and Contractors, Inc.	03038	Wilmington	MA	132	0			132						132								
TRC1305	FCL	Springfield Hall of Justice - Elevator Modernization	New England Builders and Contractors, Inc.	600015625	Royal Steam Heater Company	03038	Sandown	NH	113	0			113						113								
TRC1305	FCL	Springfield Hall of Justice - Elevator Modernization	New England Builders and Contractors, Inc.	600015625	Royal Steam Heater Company	01081	Wales	MA	30	0			30						30								
TRC1305	FCL	Springfield Hall of Justice - Elevator Modernization	New England Builders and Contractors, Inc.	600015625	Royal Steam Heater Company	01440	Gardner	MA	46	0			46						46								
TRC1305	FCL	Springfield Hall of Justice - Elevator Modernization	New England Builders and Contractors, Inc.	600015625	Royal Steam Heater Company	01540	Oxford	MA	61	0			61						61								
TRC1305	FCL	Springfield Hall of Justice - Elevator Modernization	New England Builders and Contractors, Inc.	600015625	Royal Steam Heater Company	06279	Wilmington	CT	25	0			25						25								
TRC1305	FCL	Springfield Hall of Justice - Elevator Modernization	New England Builders and Contractors, Inc.	600015625	Royal Steam Heater Company	01027	Easthampton	MA	48	0			48						48								
TRC1305	FCL	Springfield Hall of Justice - Elevator Modernization	New England Builders and Contractors, Inc.	600015625	Royal Steam Heater Company	01060	Northampton	MA	48	0			48						48								
TRC1305	FCL	Springfield Hall of Justice - Elevator Modernization	New England Builders and Contractors, Inc.	600015625	Royal Steam Heater Company	01069	Palmer	MA	48	0			48						48								
TRC1305	FCL	Springfield Hall of Justice - Elevator Modernization	New England Builders and Contractors, Inc.	600015625	Royal Steam Heater Company	01469	Townsend	MA	1	0			1						1								
TRC1305	FCL	Springfield Hall of Justice - Elevator Modernization	New England Builders and Contractors, Inc.	600015625	Royal Steam Heater Company	02784	Unknown	Unknown	4	0			4						4								
TRC1305	FCL	Springfield Hall of Justice - Elevator Modernization	New England Builders and Contractors, Inc.	600015625	Royal Steam Heater Company	02124	Dorchester Center	MA	24	0			24						24								
TRC1305	FCL	Springfield Hall of Justice - Elevator Modernization	New England Builders and Contractors, Inc.	600015625	Royal Steam Heater Company	02134	Allston	MA	320	0			320						320								
TRC1305	FCL	Springfield Hall of Justice - Elevator Modernization	New England Builders and Contractors, Inc.	600015625	Royal Steam Heater Company	02072	Stoughton	MA	64	0			64						64								
TRC1305	FCL	Springfield Hall of Justice - Elevator Modernization	New England Builders and Contractors, Inc.	600015625	Royal Steam Heater Company	02330	Carver	MA	40	0			40						40								
TRC1305	FCL	Springfield Hall of Justice - Elevator Modernization	New England Builders and Contractors, Inc.	600015625	Royal Steam Heater Company	02370	Rockland	MA	64	0			64						64								
TRC1305	FCL	Springfield Hall of Justice - Elevator Modernization	New England Builders and Contractors, Inc.	600015625	Royal Steam Heater Company	01001	Agawam	MA	232	0			232						232								
TRC1305	FCL	Springfield Hall of Justice - Elevator Modernization	New England Builders and Contractors, Inc.	600015625	Royal Steam Heater Company	01020	Chicopee	MA	159	0			159						159								
TRC1305	FCL	Springfield Hall of Justice - Elevator Modernization	New England Builders and Contractors, Inc.	600015625	Royal Steam Heater Company	01027	Easthampton	MA	136	0			136						136								
TRC1305	FCL	Springfield Hall of Justice - Elevator Modernization	New England Builders and Contractors, Inc.	600015625	Royal Steam Heater Company	01035	Hadley	MA	219	0			219						219								
TRC1305	FCL	Springfield Hall of Justice - Elevator Modernization	New England Builders and Contractors, Inc.	600015625	Royal Steam Heater Company	01050	Huntington	MA	134	0			134						134								
UMA1201	DCL	Umass Amherst Physical Sciences Building	The Whiting-Turner Contracting Co.	NV0000093	Action Steel LLC	01001	Agawam	MA	232	0			232						232								
UMA1201	DCL	Umass Amherst Physical Sciences Building	The Whiting-Turner Contracting Co.	NV0000093	Action Steel LLC	01020	Chicopee	MA	159	0			159						159								
UMA1201	DCL	Umass Amherst Physical Sciences Building	The Whiting-Turner Contracting Co.	NV0000093	Action Steel LLC	01027	Easthampton	MA	136	0			136						136								
UMA1201	DCL	Umass Amherst Physical Sciences Building	The Whiting-Turner Contracting Co.	NV0000093	Action Steel LLC	01035	Hadley	MA	219	0			219						219								
UMA1201	DCL	Umass Amherst Physical Sciences Building	The Whiting-Turner Contracting Co.	NV0000093	Action Steel LLC	01050	Huntington	MA	134	0			134						134								



Project	Phase2	Project Name	General Contractor	Company ID	Company Name	ZipCode	PrimaryCity	ST	Hours Weekly - Male	Hours Weekly - Female	Hours Weekly - Asian	Hours Weekly - Black/African American/Hispanic/Latino/Verdean	Hours Weekly - Caucasian	Hours Weekly - Hispanic	Hours Weekly - Native American/Alaskan/Alut.	Hours Weekly - Minority	Hours Weekly - Other	Total Hours Weekly
						00054	Leverett	MA	211	0			211					211
						00089	WestSpringfield	MA	52	0			52					52
						01104	Springfield	MA	120	0			120					120
						01105	Springfield	MA	190	0		190						190
						01109	Springfield	MA	87	0								87
						01118	Springfield	MA	249	0			249					249
						01201	Pittsfield	MA	160	0			160					160
						06082	Enfield	CT	82	0			82					82
						06096	Windsor Locks	CT	221	0			221					221
				6000162568	Adams Plumbing & Heating, Inc.	01057	Monson	MA	66	0			66					66
						01220	Adams	MA	13	0			13					13
						01301	Greenfield	MA	32	0			32					32
						05261	Pownal	VT	4	0			4					4
						05350	Readsboro	VT	61	0			61					61
				0000397681	American Environmental, Inc.	01027	Easthampton	MA	104	0			104					104
						01056	Ludlow	MA	102	0			102					102
						01082	Ware	MA	76	0			76					76
						01085	Westfield	MA	8	0			8					8
						01104	Springfield	MA	112	0			112					112
						01105	Springfield	MA	153	0			153					153
						01107	Springfield	MA	52	0			52					52
						01109	Springfield	MA	128	0			128					128
						01118	Springfield	MA	8	0			8					8
						01841	Lawrence	MA	796	0			796					796
						01841	Lawrence	MA	432	0			432					432
						01862	North Billerica	MA	41	0			41					41
						01862	North Billerica	MA	16	0			16					16
						06028	East Windsor Hill	CT	96	0			96					96
						06511	New Haven	CT	8	8			16					16
						06513	New Haven	CT	248	0			248					248
						06519	New Haven	CT	178	0			178					178
						11368	Corona	NY	16	0			16					16
				6000102691	Aden Engineering Constructors LLC	02888	Warwick	RI	56	0			56					56
						02915	Riverdale	RI	68	0			68					68
						01602	Worcester	MA	16	0			16					16
				NV0000107	Berlin Steel Construction Company	02301	Brockton	MA	16	0			16					16
						01011	Chester	MA	32	0			32					32
				0000128099	Charmplain Masonry, Inc.	01020	Chicopee	MA	351	0			351					351
						01020	Chicopee	MA	215	0			215					215
						01040	Holyoke	MA	396	0			396					396
						01057	Monson	MA	96	0			96					96
						01201	Pittsfield	MA	74	0			74					74
						01223	Becket	MA	92	0			92					92
						01226	Dillon	MA	358	0			358					358
						01247	North Adams	MA	100	0			100					100
						01247	North Adams	MA	246	0			246					246
				600015401	Collins Electric Company	01013	Chicopee	MA	90	0			75	15				90
						01020	Chicopee	MA	24	0			24					24
						01020	Chicopee	MA	132	0			132					132
						01033	Granby	MA	116	0			116					116



Project	Phase2	Project Name	General Contractor	Company ID	Company Name	ZipCode	PrimaryCity	ST	Hours Weekly - Male	Hours Weekly - Female	Hours Weekly - Asian	Hours Weekly - Black/African American/Hispanic/Latino/Verdean	Hours Weekly - Caucasian	Hours Weekly - Hispanic	Hours Weekly - Native American/Alut.	Hours Weekly - Minority	Hours Weekly - Other	Total Hours Weekly
						00037	Hershey	MA	136	0			136					136
						00040	Holyoke	MA	8	0			8					8
						00053	Leeds	MA	198	0			198					198
						00060	Northampton	MA	56	0			56					56
						00069	Palmer	MA	134	0			134					134
						00069	Palmer	MA	43	0			43					43
						00075	South Hadley	MA	59	0			59					59
						00080	Three Rivers	MA	392	0			392					392
						00082	Ware	MA	144	0			144					144
						00083	Warren	MA	4	0			4					4
						00085	Westfield	MA	36	0			36					36
						00089	West Springfield	MA	7	0			7					7
						00095	Wilbraham	MA	16	0			16					16
						01108	Springfield	MA	162	0			162					162
						01108	Springfield	MA	8	0			8					8
						01109	Springfield	MA	270	0		270						270
						01128	Springfield	MA	4	0			4					4
						01128	Springfield	MA	0	12			12					12
						01129	Springfield	MA	0	64			64					64
						01151	Indian Orchard	MA	102	0			102					102
						02220	Adams	MA	8	0			8					8
						01301	Greenfield	MA	95	80			174					174
						03378	Norwick	MA	40	0			40					40
						01562	Spencer	MA	141	0			141					141
						06067	Rocky Hill	CT	69	0			69					69
						06450	Meriden	CT	10	0			10					10
				000097038	EDI Landscape LLC	06704	Waterbury	CT	30	0			30					30
						06706	Waterbury	CT	30	0			30					30
						06710	Waterbury	CT	30	0			30					30
				NV00000279	Harold Brothers	00068	Oakham	MA	33	0			33					33
						01550	Southbridge	MA	2	0			2					2
						01603	Worcester	MA	17	0			17					17
				NV00000040	K & K Acoustical Ceilings, Inc.	01501	Andover	MA	22	0			22					22
				NV00000039	KMK Insulation, Inc.	00001	Agawam	MA	18	0			18					18
				600020628	Konenberger & Sons Restoration, Inc.	06401	Ansonia	CT	92	0			92					92
						06450	Meriden	CT	33	0			33					33
						06451	Meriden	CT	32	0		16	16					32
						06514	Hamden	CT	0	72		72						72
				NV00000179	Lighthouse Masonry, Inc.	02341	Hanson	MA	4	0			4					4
						02719	Fairhaven	MA	24	0			24					24
						02721	Fall River	MA	24	0			24					24
						02724	Fall River	MA	32	0			32					32
						02740	New Bedford	MA	16	0		16						16
						02746	New Bedford	MA	88	0		24						88
						20784	Hyattsville	MD	8	0			8					8
				NV00000931	Maha Steel Plates, Inc.	00010	Brimfield	MA	24	0			24					24
						00020	Chicopee	MA	105	0			105					105
						00038	East Longmeadow	MA	212	0			212					212
						00050	Huntington	MA	154	0			154					154
						00057	Monson	MA	146	0			146					146
						00077	Southwick	MA	24	0			24					24



Project	Phase2	Project Name	General Contractor	Company ID	Company Name	ZipCode	PrimaryCity	ST	Hours Weekly - Male	Hours Weekly - Female	Hours Weekly - Asian	Hours Weekly - Black/African American/Hispanic/Latino/Verdean	Hours Weekly - Caucasian	Hours Weekly - Hispanic	Hours Weekly - Native American/Alut.	Hours Weekly - Minority	Hours Weekly - Other	Total Hours Weekly
						00082	Ware	MA	35	0				35				35
						01109	Springfield	MA	353	0			353					353
						01331	Athol	MA	292	0			292					292
						01473	Westminster	MA	207	0			207					207
						01570	Webster	MA	320	0			320					320
						01609	Worcester	MA	52	0			52					52
						02719	Fairhaven	MA	11	0				11				11
						02740	New Bedford	MA	353	0				353				353
						02865	Lincoln	RI	289	0			289					289
						03049	Hollis	NH	107	0			107					107
						03109	Manchester	NH	0	38			38					38
						29621	Anderson	SC	77	0			77					77
						01007	Belchertown	MA	368	0			368					368
						01013	Chicopee	MA	816	0			816					816
						01030	Feeding Hills	MA	48	0			48					48
						01040	Holyoke	MA	758	0			758					758
						01089	West Springfield	MA	90	0			90					90
						01095	Wilbraham	MA	348	0			348					348
						01104	Springfield	MA	592	0			592					592
						01108	Springfield	MA	0	73				73				73
						01201	Pittsfield	MA	40	0			40					40
						01220	Adams	MA	241	0			241					241
						01301	Greenfield	MA	64	0			64					64
						01339	Charlton	MA	754	0			754					754
						01354	Gill	MA	56	0			56					56
						01360	Northfield	MA	64	0			64					64
						06066	Vernon Rockville	CT	522	0			522					522
						06082	Enfield	CT	1,832	0			1,832					1,832
						06093	West Suffield	CT	756	0			756					756
						06237	Columbia	CT	348	0			348					348
						06473	North Haven	CT	255	0			255					255
						06750	Torrington	CT	697	0			697					697
						01013	Chicopee	MA	97	0				97				97
						01013	Chicopee	MA	97	0				97				97
						01069	Palmer	MA	606	555			1,162					1,161
						01070	Plainfield	MA	0	464			464					464
						01082	Ware	MA	437	0			437					437
						01085	Westfield	MA	396	0			396					396
						01095	Wilbraham	MA	516	0			516					516
						01109	Springfield	MA	555	0			555					555
						01118	Springfield	MA	100	0				100				100
						01201	Pittsfield	MA	416	0			416					416
						01349	Millers Falls	MA	368	0			368					368
						01453	Leominster	MA	136	0			128					136
						01510	Clinton	MA	18	0			18					18
						01532	Northborough	MA	32	0			32					32
						01545	Shrewsbury	MA	26	0			26					26
						01564	Sterling	MA	46	0			46					46
						01746	Holliston	MA	390	0			390					390
						01749	Hudson	MA	109	0			109					109
						01749	Hudson	MA	2,190	0			1,742					2,190

Project	Phase2	Project Name	General Contractor	Company ID	Company Name	ZipCode	PrimaryCity	ST	Hours Weekly - Male	Hours Weekly - Female	Hours Weekly - Asian	Hours Weekly - Black/African American/Hispanic/Verdean	Hours Weekly - Caucasian	Hours Weekly - Hispanic	Hours Weekly - Native American/Alut.	Hours Weekly - Minority	Hours Weekly - Other	Total Hours Weekly
						01752	Mariborough	MA	18	0				18				18
						01752	Mariborough	MA	783	0			783					783
						01757	Milford	MA	9	0			9					9
						01772	Southborough	MA	388	0			388					388
						02101	Boston	MA	296	0								296
						02748	South Dairmouth	MA	200	0		296	200					200
						03470	Winchester	NH	523	0			523					523
						05256	Unknown	UV	402	0			402					402
				NV00000327	Schnabel Foundation Company	00773	Southampton	MA	200	0			200					200
						02256	Savoy	MA	85	0			85					85
						01473	Westminster	MA	300	0			300					300
						01821	Billerica	MA	177	0			177					177
						01952	Salisbury	MA	242	0			242					242
						02532	Buzzards Bay	MA	122	0			122					122
						03046	Dunbarton	NH	366	0			366					366
						03087	Windham	NH	405	0			405					405
						03470	Winchester	NH	184	0			184					184
						03570	Berlin	NH	88	0			88					88
						03581	Gorham	NH	312	0			312					312
						03819	Danville	NH	144	0			144					144
						03903	Elk	ME	200	0			200					200
						13118	Moreva	NY	498	0			498					498
						21701	Frederick	MD	24	0			24					24
						53177	Sturtevant	WI	186	0			186					186
						85281	Tempe	AZ	10	0			10					10
						00007	Belchertown	MA	8	0			8					8
				6000164996	Superior Caulking & Waterproofing Company	00020	Chicopee	MA	29	0			29					29
						01053	Leeds	MA	70	0			70					70
						01075	South Hadley	MA	16	0		16						16
						01080	Three Rivers	MA	93	0			93					93
						01229	Glendale	MA	115	0			115					115
						01027	Easthampton	MA	5	0			5					5
						01028	East Longmeadow	MA	2	0			2					2
						01035	Hedley	MA	462	0			462					462
						01054	Leverett	MA	46	0			46					46
						01056	Ludlow	MA	708	0			708					708
						01057	Monson	MA	145	0			145					145
						01089	West Springfield	MA	111	0			111					111
						01095	Wilbraham	MA	99	0			99					99
						01107	Springfield	MA	24	0			24					24
						01151	Indian Orchard	MA	72	0			72					72
						01331	Athol	MA	0	158			0					158
						01360	Northfield	MA	110	0			110					110
						01376	Turners Falls	MA	276	0			276					276
						01057	Monson	MA	26	0			26					26
						01462	Lunenburg	MA	95	0			95					95
						03515	East Brookfield	MA	7	0			7					7
						05342	Jacksonville	VT	40	0			40					40
						01749	Hudson	MA	18	0			18					18
UML1203	DCI	UML School of Business New Facility	Lee Kennedy Co. Inc.	6000165392	Alligheny Contract Flooring, Inc.	01841	Lawrence	MA	30	0			30					30

Project	Phase2	Project Name	General Contractor	Company ID	Company Name	ZipCode	PrimaryCity	ST	Hours Weekly - Male	Hours Weekly - Female	Hours Weekly - Asian	Hours Weekly - Black/African American/Hispanic/Verdean	Hours Weekly - Caucasian	Hours Weekly - Hispanic	Hours Weekly - Native American/Alut.	Hours Weekly - Minority	Hours Weekly - Other	Total Hours Weekly
						01844	Methuen	MA	12	0			12					12
						02150	Chelsea	MA	8	0				8				8
						02896	North Smithfield	RI	10	0		10						10
						03037	Deerfield	NH	30	0			30					30
				0000514611	Argelini Plastering, Inc.	01474	West Townsend	MA	72	0			72					72
						01701	Frammingham	MA	361	0			361					361
						01821	Billerica	MA	56	0			56					56
						01826	Dracut	MA	566	0			566					566
						01826	Dracut	MA	8	0			8					8
						01826	Dracut	MA	810	0			810					810
						01832	Haverhill	MA	32	0			32					32
						01835	Haverhill	MA	227	0			227					227
						01843	Lawrence	MA	80	0			80					80
						01844	Methuen	MA	111	0			88	23				111
						01844	Methuen	MA	419	0			439					439
						01864	North Reading	MA	195	0			195					195
						01906	Saugus	MA	401	0			401					401
						01906	Saugus	MA	152	0			152					152
						01930	Gloucester	MA	55	0			55					55
						01970	Salem	MA	90	0			90					90
						03038	Derry	NH	58	0			58					58
						03045	Goffstown	NH	237	0			237					237
						03046	Dorchester	NH	96	0			96					96
						03052	Litchfield	NH	566	0			566					566
						03060	Nashua	NH	450	0			450					450
						03060	Nashua	NH	874	0			874					874
						03063	Nashua	NH	600	0			600					600
						03070	New Boston	NH	160	0			160					160
						03076	Pelham	NH	389	0			389					389
						03102	Manchester	NH	16	0			16					16
						03102	Manchester	NH	34	0			34					34
						03103	Manchester	NH	519	0			519					519
						03106	Hooksett	NH	232	0			232					232
						03110	Bellford	NH	48	0			48					48
						03276	Tilton	NH	795	0			795					795
						03307	London	NH	334	0			334					334
						03301	Concord	NH	121	0			121					121
						04087	Waterboro	ME	40	0		40						40
						04260	New Gloucester	ME	121	0			121					121
						01604	Worcester	MA	254	0			254					254
						01826	Dracut	MA	458	0			458					458
						01864	North Reading	MA	112	0			112					112
						01887	Wilmington	MA	70	0			70					70
						01904	Lynn	MA	24	0			24					24
						01905	Lynn	MA	24	0			24					24
						01906	Saugus	MA	7	0			7					7
						01908	Nahant	MA	180	0			180					180
						01930	Gloucester	MA	16	0			16					16
						01960	Peabody	MA	28	0			28					28
						02119	Roxbury	MA	24	0			24					24
						02122	Dorchester	MA	2	0			2					2



Project	Phase2	Project Name	General Contractor	Company ID	Company Name	ZipCode	PrimaryCity	ST	Hours Weekly - Male	Hours Weekly - Female	Hours Weekly - Asian	Hours Weekly - Black/African American/Hispanic/Verdean	Hours Weekly - Caucasian	Hours Weekly - Hispanic	Hours Weekly - Native American/Alaskan/Alut.	Hours Weekly - Minority	Hours Weekly - Other	Total Hours Weekly
						02124	Dorchester Center	MA	8	0		8						8
						02126	Mattapan	MA	8	0		8						8
						02127	Boston	MA	8	0		8						8
						02128	Boston	MA	16	0		16						16
						02135	Brighton	MA	126	0		126						126
						02136	Hyde Park	MA	40	0		40						40
						02136	Hyde Park	MA	120	0		120						120
						02180	Stoneham	MA	23	0		23						23
						02188	Weymouth	MA	15	0		15						15
						02322	Avon	MA	4	0		4						4
						02338	Hallifax	MA	8	0		8						8
						02346	Middleboro	MA	8	0		8						8
						02360	Plymouth	MA	2	33		35						35
						02745	New Bedford	MA	7	0		7						7
						02777	Swaenese	MA	114	0		114						114
						02790	Westport	MA	32	0		32						32
						02861	Pawtucket	RI	40	0		40						40
						02895	Woonsocket	RI	12	0		12						12
						02919	Johnston	RI	24	0		24						24
						03038	Derry	NH	6	0		6						6
						03063	Nashua	NH	850	0		850						850
						03102	Manchester	NH	16	0		16						16
						03748	Keppelton	MA	24	0		24						24
				000045003	Costa Brothers Masonry, Inc.	01821	Billerica	MA	24	0		24						24
						02745	New Bedford	MA	2	0		2						2
						02777	Swaenese	MA	72	0		72						72
						01440	Gardner	MA	530	0		530						530
						01453	Leominster	MA	316	0		316						316
						01473	Westminster	MA	184	0		184						184
						01501	Auburn	MA	440	0		440						440
						01527	Milbury	MA	20	0		20						20
						01532	Northborough	MA	199	0		199						199
						01542	Rochdale	MA	182	0		182						182
						01550	Southbridge	MA	618	0		618						618
						01562	Spencer	MA	429	0		429						429
						01571	Dudley	MA	270	0		270						270
						01582	Westborough	MA	8	0		8						8
						01603	Worcester	MA	706	0		706						706
						01604	Worcester	MA	257	0		257						257
						01605	Worcester	MA	78	0		78						78
						01606	Worcester	MA	32	0		32						32
						01607	Worcester	MA	222	0		222						222
						01702	Frammingham	MA	8	0		8						8
						01754	Maynard	MA	384	0		384						384
						01824	Chenford	MA	24	0		24						24
						01841	Lawrence	MA	166	0		166						166
						01844	Methuen	MA	16	0		16						16
						01851	Lowell	MA	214	0		214						214
						02184	Braintree	MA	660	0		660						660
						02459	Newton Center	MA	272	0		272						272
						02745	New Bedford	MA	24	0		24						24

Project	Phase2	Project Name	General Contractor	Company ID	Company Name	ZipCode	PrimaryCity	ST	Hours Weekly - Male	Hours Weekly - Female	Hours Weekly - Asian	Hours Weekly - Black/African American/Hispanic/Latino/Verdean	Hours Weekly - Caucasian	Hours Weekly - Hispanic	Hours Weekly - Native American/Alutia	Hours Weekly - Minority	Hours Weekly - Other	Total Hours Weekly
						02780	Taunton	MA	8	0							8	8
						02790	Westport	MA	514	0			514					514
						02864	Cumberland	RI	72	0							72	72
						02904	Providence	RI	88	0							88	88
						06235	North Grovenordale	CT	754	0			754					754
				NV000001686	Olsson Powers	01863	North Chelmsford	MA	184	0	184							184
						00026	Dedham	MA	110	0			110					110
						02824	Forestdale	RI	6	0								6
						02896	North Smithfield	RI	69	0			69					69
						01440	Gardner	MA	40	0			40					40
						01501	Auburn	MA	27	0			27					27
						01527	Milbury	MA	64	0			64					64
						01543	Rutland	MA	128	0			128					128
						01821	Billerica	MA	94	0			94					94
						01835	Haverhill	MA	231	0			231					231
						01876	Tewksbury	MA	822	0			822					822
						01879	Tyngboro	MA	2	0			2					2
						01906	Saugus	MA	934	0			934					934
						01906	Saugus	MA	92	0			92					92
						01938	Spawich	MA	670	0			670					670
						02050	Marshfield	MA	56	0			56					56
						03063	Nashua	NH	18	0			18					18
						01803	Burlington	MA	32	0			32					32
				600016879	Jupiter Electric, Inc.	01830	Haverhill	MA	32	0			32					32
						01835	Haverhill	MA	46	0			46					46
						01841	Lawrence	MA	190	0			190					190
						01841	Lawrence	MA	0	492			492					492
						01983	Topfield	MA	143	0			143					143
						01985	West Newbury	MA	16	0			16					16
						02169	Quincy	MA	476	0			476					476
						02351	Abrington	MA	182	0			182					182
						03038	Derry	NH	1,042	0			1,042					1,042
						03079	Salem	NH	56	0			56					56
						03826	East Hampstead	NH	916	0			916					916
						03833	Exeter	NH	240	0			240					240
						03865	Plaistow	NH	318	0			318					318
						03878	Somersworth	NH	759	0			759					759
						01463	Pepperell	MA	6	0			6					6
						01852	Lowell	MA	9	0			9					9
						01082	Ware	MA	24	0			24					24
						01453	Leominster	MA	198	0			198					198
						01803	Burlington	MA	74	0			74					74
						01810	Andover	MA	39	0			39					39
						01824	Chelmsford	MA	1,553	0			1,553					1,553
						01826	Dracont	MA	34	0			34					34
						01826	Dracont	MA	160	0			160					160
						01844	Methuen	MA	431	0			431					431
						01844	Methuen	MA	1,233	0			1,233					1,233
						01852	Lowell	MA	34	0			34					34
						01854	Lowell	MA	10	0			10					10
						01860	Merrimac	MA	81	0			81					81



Project	Phase2	Project Name	General Contractor	Company ID	Company Name	ZipCode	PrimaryCity	ST	Hours Weekly - Male	Hours Weekly - Female	Hours Weekly - Asian	Hours Weekly - Black/African American/Hispanic/Latino/Verdean	Hours Weekly - Caucasian	Hours Weekly - Hispanic	Hours Weekly - Native American/Alut.	Hours Weekly - Minority	Hours Weekly - Other	Total Hours Weekly
						01860	Merrimac	MA	622	0			622					622
						01876	Tewksbury	MA	18	0			18					18
						01879	Tyngboro	MA	8	0			8					8
						01904	Lynn	MA	48	0			48					48
						01923	Danvers	MA	40	0			40					40
						01949	Middleton	MA	8	0			8					8
						01960	Peabody	MA	16	0			16					16
						02151	Revere	MA	208	0			208					208
						02169	Quincy	MA	17	0		17						17
						03062	Nashua	NH	2	0			2					2
						03079	Salem	NH	17	0			17					17
						06241	Dorville	CT	25	0			25					25
				6100215394	LVI Environmental Services, Inc.	01841	Lawrence	MA	213	0			213					213
						01842	Lawrence	MA	11	0			11					11
						01843	Lawrence	MA	531	0			531					531
						01850	Lowell	MA	43	0			43					43
						01851	Lowell	MA	80	0	0		80					80
						01906	Saugus	MA	284	0			284					284
						01952	Salisbury	MA	27	0			27					27
						02148	Malden	MA	18	0			18					18
						02149	Everett	MA	16	0			16					16
						02151	Revere	MA	305	0			305					305
						02176	Melrose	MA	54	0			54					54
						03033	Brookline	NH	66	0			66					66
						01005	Barre	MA	24	0			24					24
						01844	Methuen	MA	144	0			144					144
						01850	Lowell	MA	0	32			32					32
						01851	Lowell	MA	0	40			40					40
						02121	Dorchester	MA	8	0		8						8
						02184	Braintree	MA	16	0			16					16
						02346	Middleboro	MA	20	0			20					20
						02726	Somerset	MA	12	0			12					12
						02861	Pawtucket	RI	224	0			224					224
						02864	Cambridge	RI	216	0			216					216
						02895	Woonsocket	RI	104	0			104					104
						02915	Riverside	RI	12	0			12					12
						03055	Milford	NH	316	0			316					316
						03064	Nashua	NH	72	0			72					72
						01453	Lemington	MA	20	0			20					20
						01532	Northborough	MA	32	0			32					32
						01564	Sterling	MA	34	0			34					34
						01568	Upton	MA	141	0			141					141
						01605	Worcester	MA	16	0			16					16
						01740	Bolton	MA	32	0			32					32
						01749	Hudson	MA	579	0			579					579
						01752	Marlborough	MA	220	0			220					220
						01757	Milford	MA	13	0			13					13
						01760	Netick	MA	32	0			32					32
						01772	Southborough	MA	42	0			42					42
						01824	Chelmsford	MA	30	0			30					30
						01826	Dracut	MA	100	0			100					100



Project	Phase2	Project Name	General Contractor	Company ID	Company Name	ZipCode	PrimaryCity	ST	Hours Weekly - Male	Hours Weekly - Female	Hours Weekly - Asian	Hours Weekly - Black/African American/Hispanic/Latino/Verdean	Hours Weekly - Caucasian	Hours Weekly - Hispanic	Hours Weekly - Native American/Alaskan/Alut.	Hours Weekly - Minority	Hours Weekly - Other	Total Hours Weekly
						01832	Haverhill	MA	196	0				196				196
						01835	Haverhill	MA	22	0			22					22
						01844	Methuen	MA	42	0			42					42
						01850	Lowell	MA	16	0			16					16
						01851	Lowell	MA	16	0			16					16
						02149	Everett	MA	16	0			16					16
						02472	Watertown	MA	221	0			221					221
						03045	Goffstown	NH	24	0			24					24
						03253	Merrifield	NH	132	0			132					132
						02155	Medford	MA	88	0			88					88
						03226	Center Harbor	NH	272	0			272					272
						03848	Kingston	NH	8	0			8					8
						06232	Andover	CT	253	0			253					253
						01420	Fitchburg	MA	102	0			102					102
						01801	Woburn	MA	255	0			255					255
						01902	Lynn	MA	156	0			156					156
						01504	Lynn	MA	9	0			9					9
						01905	Lynn	MA	517	0			517					517
						01930	Gloucester	MA	7	0			7					7
						03102	Manchester	NH	19	0			19					19
						03249	Gilford	NH	29	0			29					29
						01475	Winchendon	MA	606	0	606							606
						01701	Frammingham	MA	486	0					486			486
						01826	Dracut	MA	14	0			14					14
						01830	Haverhill	MA	101	0			101					101
						01843	Lawrence	MA	88	0			88					88
						01844	Methuen	MA	0	232			232					232
						01850	Lowell	MA	108	0			108					108
						01851	Lowell	MA	251	0			251					251
						01862	North Billerica	MA	65	0			65					65
						01876	Tewksbury	MA	89	0			89					89
						01908	Nahant	MA	88	0			88					88
						02019	Bellingham	MA	178	0			178					178
						02038	Franklin	MA	61	0			61					61
						02045	Hull	MA	28	0			28					28
						02054	Mills	MA	69	0			69					69
						02081	Walpole	MA	9	0			9					9
						02093	Wrentham	MA	26	0			26					26
						02099	Wrentham	MA	195	0			195					195
						02127	Boston	MA	94	0			94					94
						02136	Hyde Park	MA	473	0			473					473
						02148	Malden	MA	112	0			112					112
						02151	Revere	MA	40	0			40					40
						02151	Revere	MA	12	0			12					12
						02180	Stonham	MA	109	0			109					109
						02188	Weymouth	MA	40	0			40					40
						02190	South Weymouth	MA	15	0			15					15
						03202	Brockton	MA	89	0		89						89
						02360	Plymouth	MA	366	0			366					366
						02360	Plymouth	MA	8	0			8					8
						02382	Whitman	MA	162	0			162					162



Project	Phase2	Project Name	General Contractor	Company ID	Company Name	ZipCode	PrimaryCity	ST	Hours Weekly - Male	Hours Weekly - Female	Hours Weekly - Asian	Hours Weekly - Black/African American/Hispanic/Latino/Verdean	Hours Weekly - Caucasian	Hours Weekly - Hispanic	Hours Weekly - Native American/Alaskan/Alut.	Hours Weekly - Minority	Hours Weekly - Other	Total Hours Weekly
						02718	East Taunton	MA	476	0			476					476
						02743	Acushnet	MA	16	0			16					16
						02917	Smithfield	RI	40	0			40					40
						03038	Derry	NH	151	0			151					151
						03051	Hudson	NH	394	0			394					394
						03102	Manchester	NH	429	0			429					429
						03104	Manchester	NH	559	0			559					559
						03819	Danville	NH	325	0			325					325
						03820	Dover	NH	364	0			364					364
						03843	Hampton	NH	62	0			62					62
						03904	Kittery	ME	89	0			89					89
						03908	South Berwick	ME	386	0			386					386
				NV00003008	Superior Rail & Iron Works, Inc.	02115	Medford	MA	88	0			88					88
						02226	Center Harbor	NH	272	0			272					272
						03848	Krigston	NH	8	0			8					8
						06232	Andover	CT	253	0			253					253
						01535	North Brookfield	MA	13	0			13					13
						01824	Chelmsford	MA	400	0			400					400
						01826	Dracut	MA	294	0			294					294
						01830	Haverhill	MA	84	0			84					84
						01832	Haverhill	MA	53	0			53					53
						01844	Methuen	MA	1,864	0			1,864					1,864
						01850	Lowell	MA	137	0			137					137
						01851	Lowell	MA	1,018	0			1,018					1,018
						01913	Amebury	MA	34	0			34					34
						02114	Boston	MA	4	0		4						4
						02128	Boston	MA	24	0			24					24
						02128	Boston	MA	8	0			8					8
						02131	Roslindale	MA	16	0		16						16
						02148	Malden	MA	65	0			65					65
						02169	Quincy	MA	4	0			4					4
						02720	Fall River	MA	354	0			354					354
						02721	Fall River	MA	24	0			24					24
						02747	North Dartmouth	MA	108	0			108					108
						02747	North Dartmouth	MA	356	0			356					356
						02760	North Attleboro	MA	4	0			4					4
						02790	Weymouth	MA	320	0			320					320
						03038	Derry	NH	138	0			138					138
						03051	Hudson	NH	292	0			292					292
						03076	Belham	NH	44	0			44					44
						03079	Salem	NH	297	0			297					297
						03833	Center	NH	17	0			17					17
						01841	Lawrence	MA	474	0			474					474
				NV0000597	Thermo Dynamics International, Inc.	01845	North Andover	MA	8	0			8					8
						01850	Lowell	MA	72	0			72					72
						01880	Wakefield	MA	24	0			24					24
						01902	Lynn	MA	40	0			40					40
						02150	Oxford	MA	25	0			25					25
						02155	Medford	MA	80	0			80					80
						02180	Stoneham	MA	2	0			2					2
						02351	Abrington	MA	111	0			111					111



Project	Phase	Project Name	General Contractor	Company ID	Company Name	ZipCode	PrimaryCity	ST	Hours Weekly - Male	Hours Weekly - Female	Hours Weekly - Asian	Hours Weekly - Black/African American/Hispanic/Latino/Verdean	Hours Weekly - Caucasian	Hours Weekly - Hispanic	Hours Weekly - Native American/Alaskan/Alut.	Hours Weekly - Minority	Hours Weekly - Other	Total Hours Weekly
						02720	Fall River	MA	14	0			14					14
						02907	Providence	RI	113	0		113						113
				W00000887	ZSE, Inc.	01452	Hubbardston	MA	22	0			22					22
						01453	Leominster	MA	305	0			305					305
						01453	Leominster	MA	232	0			232					232
						01507	Charlton	MA	32	0			32					32
						01564	Sterling	MA	552	0			552					552
						01826	Dracut	MA	440	0			440					440
						01832	Hevenhill	MA	303	0			303					303
						01844	Methuen	MA	154	0			154					154
						02702	Assonet	MA	167	0			167					167
						02766	Norton	MA	229	0			229					229
						03038	Derry	NH	297	0			297					297
						03064	Nashua	NH	253	0			253					253
						03221	Bedford	NH	326	0			326					326
						03345	Unknown	WV	228	0			228					228
						03447	Fitzwilliam	NH	505	0			505					505
						06260	Pulham	CT	499	0			499					499
UML1301E	ECL	Umas Lowell Energy Design Build Project	Constellation NewEnergy, Inc	6000189470	Ambient Temperature Corp.	01834	Groveland	MA	208	0			208					208
						01938	Spawich	MA	231	0			231					231
						03038	Derry	NH	280	0			280					280
						01109	Springfield	MA	8	0			8					8
						01841	Lawrence	MA	256	0			256					256
						03079	Salem	NH	96	0			96					96
						06082	Enfield	CT	8	0			8					8
						01190	South Weymouth	MA	8	0			8					8
						02301	Brockton	MA	18	0		10	8					18
						02351	Abrington	MA	70	0			10	60				70
						02370	Rockland	MA	8	0			8					8
						07721	Ashland	MA	16	0			16					16
						01970	Salem	MA	53	0			53					53
						02125	Dorchester	MA	8	0		8						8
						03038	Derry	NH	104	0			104					104
						01826	Dracut	MA	113	0			113					113
						01851	Lowell	MA	60	0			60					60
						02360	Plymouth	MA	231	0			231					231
						03079	Salem	NH	55	0			55					55
						01432	Ayer	MA	328	0			328					328
						01507	Charlton	MA	136	0			136					136
						01752	Marlborough	MA	421	0			421					421
						01867	Reading	MA	23	0			23					23
						01876	Tewksbury	MA	1122	0			1122					1,122
						01913	Andover	MA	248	0			248					248
						02016	Schuette	MA	180	0			180					180
						02066	Schuette	MA	180	0			180					180
						02072	Stoughton	MA	6	0			6					6
						02093	Wrentham	MA	24	0			24					24
						02093	Wrentham	MA	24	0			24					24
						02184	Braintree	MA	8	0			8					8
						02324	Bridgewater	MA	104	0			104					104
						02333	East Bridgewater	MA	264	0			264					264

Project	Phase2	Project Name	General Contractor	Company ID	Company Name	ZipCode	PrimaryCity	ST	Hours Weekly - Male	Hours Weekly - Female	Hours Weekly - Asian	Hours Weekly - Black/African American/Hispanic/Latino/Verdean	Hours Weekly - Caucasian	Hours Weekly - Hispanic	Hours Weekly - Native American/Alaskan/Alut.	Hours Weekly - Minority	Hours Weekly - Other	Total Hours Weekly
					02474	Adelphi	MA	1,378	0				1,378					1,378
					02777	Swansea	MA	104	0				104					104
					02860	Pawtucket	RI	254	0				254					254
					02895	Woonsocket	RI	40	0				40					40
				6000371087	JM Electrical Company, Inc.	02149	Everett	MA	184	0			184					184
					03079	Salem	NH	1,575	0				1,575					1,575
				NV0000462	Lighting Retrofit Services	01085	Westfield	MA	291	0						291		291
					01089	West Springfield	MA	160	0							160		160
					01106	Longmeadow	MA	346	0							346		346
					02220	Adams	MA	119	0				119					119
					01247	North Adams	MA	450	0				450					450
					13027	Baldwinsville	NY	66	0				66					66
				0100935666	Maria Fallon Electrical Services LLC	02122	Dorchester	MA	168	0			168					168
					02186	Milton	MA	1,490	0				1,490					1,490
				0000543574	Megro Electric Corporation	01906	Saugus	MA	43	0			43					43
					01960	Peabody	MA	43	0				43					43
				6010179408	Mercer Electric & Communications, Inc.	04463	Pepperell	MA	168	0			168					168
					01826	Dracut	MA	268	0				268					268
					03076	Peabody	NH	22	0				22					22
				0100420378	Noyes Sheet Metal, Inc.	05162	Spencer	MA	9	0			9					9
					01757	Milford	MA	18	0				18					18
					01826	Dracut	MA	4	0				4					4
					01830	Haverhill	MA	13	0				13					13
					01850	Lowell	MA	24	0				24					24
					01854	Lowell	MA	61	0				61					61
					01876	Tewksbury	MA	116	0		116							116
				6000173968	State Electric Corporation	04435	Unknown	UV	70	0			70					70
					01749	Hudson	MA	64	0				64					64
					01845	North Andover	MA	5	0				5					5
				NV00000597	Thermo Dynamics International, Inc.	01841	Lawrence	MA	50	0			50	0				50
					01850	Lowell	MA	11	0				11					11
					01940	Lyndfield	MA	16	0				16					16
					02151	Revere	MA	11	0				11					11
					01824	Dorham	NH	16	0				16					16
				6000162005	Toupin Rigging Company, Inc.	01463	Pepperell	MA	8	0			8					8
					01826	Dracut	MA	8	0				8					8
					01841	Lawrence	MA	4	0				4					4
					01845	North Andover	MA	9	0				9					9
					01852	Lowell	MA	9	0				9					9
					01876	Tewksbury	MA	4	0				4					4
					03051	Hudson	NH	5	0				5					5
					03062	Nashua	NH	3	0				3					3
				01000107766	W.S. Anderson, Inc.	01832	Haverhill	MA	172	0			172					172
					02126	Mattapan	MA	140	0			140						140
					02136	Hyde Park	MA	427	0				427					427
					02301	Brockton	MA	50	0			50						50
					02339	Haverhill	MA	96	0				96					96
					02339	Haverhill	MA	96	0				96					96
					02339	Haverhill	MA	96	0				96					96
				01000561339	Lemelin Environmental Services, Inc.	01007	Belchertown	MA	3	0			3					3
					01020	Chicopee	MA	14	0				14					14
					01075	South Hadley	MA	20	0				20					20
VET1401	FCL	Repair Brickwork & Capstones	Louis C. Allegrore, Inc															



Project	Phase2	Project Name	General Contractor	Company ID	Company Name	ZipCode	PrimaryCity	ST	Hours Weekly - Male	Hours Weekly - Female	Hours Weekly - Asian	Hours Weekly - Black/African American/Hispanic/Latino/Verdean	Hours Weekly - Caucasian	Hours Weekly - Hispanic	Hours Weekly - Native American/Alaskan/Alut.	Hours Weekly - Minority	Hours Weekly - Other	Total Hours Weekly						
WDR0801	DC1	WDR-Athletic Center	W. T. REH Co., Inc.		Air Solutions & Balancing, LLC	00085	Westfield	MA	7	0			7					7						
						00864	North Reading	MA	2	0			2								2			
						02184	Braintree	MA	189	0				189									189	
						02359	Pembroke	MA	8	0				8									8	
						02780	Taunton	MA	32	0				32									32	
						03053	Londonderry	NH	3	0				3									3	
						03063	Nashua	NH	16	0				16									16	
						03278	Warner	NH	15	0				15									15	
						06609	Worcester	MA	256	0				256										256
						07757	Milford	MA	116	0				116										116
						07760	Natick	MA	386	0				386										386
						07772	Southborough	MA	184	0				184										184
						08826	Dracut	MA	8	0				8										8
						00026	Dedham	MA	124	0				124										124
						02151	Revere	MA	308	0				308										308
						03504	Blackstone	MA	240	0				240				240						240
						03507	Charlton	MA	496	0				496										496
						03510	Clinton	MA	542	0				542										542
						03535	North Brookfield	MA	80	0				80										80
						03560	South Grafton	MA	623	0				623										623
						03570	Webster	MA	152	0				152										152
						02301	Brockton	MA	208	0				208										208
						03360	Plymouth	MA	781	0				781										781
						02536	East Falmouth	MA	88	0				88										88
						02780	Taunton	MA	22	0				22										22
						03054	Merrimack	NH	80	0				80										80
						03106	Hooksett	NH	61	0				61										61
02775	Simscook	NH	304	0				304										304						
03301	Concord	NH	190	0				190										190						
04005	Biddeford	ME	309	0				309										309						
04046	Kennebunkport	ME	152	0				152				152						152						
04260	New Gloucester	ME	136	0				136										136						
06232	Andover	CT	32	0				32										32						
06260	Pitman	CT	48	0				48										48						
04463	Pepperell	MA	1	0				1										1						
01475	Winchendon	MA	53	0				53										53						
01801	Webburr	MA	15	0				15										15						
01864	North Reading	MA	103	0				103										103						
02144	Somerville	MA	2	0				2										2						
02478	Belmont	MA	6	0				6										6						
03340	Colrain	MA	24	0				24										24						
01607	Worcester	MA	490	0				490										490						
02330	Conver	MA	16	0				16										16						
02766	Norton	MA	46	0				46										46						
06245	Fabian	CT	16	0				16										16						
06255	North Grotondale	CT	28	0				28										28						
06277	Thompson	CT	12	0				12										12						
03316	Andover	NH	50	0				50										50						
03221	Bradford	NH	50	0				50										50						
03278	Warner	NH	30	0				30										30						
000179942		MA	126	0				126										126						



Project	Phase2	Project Name	General Contractor	Company ID	Company Name	ZipCode	PrimaryCity	ST	Hours Weekly - Male	Hours Weekly - Female	Hours Weekly - Asian	Hours Weekly - Black/African American/Hispanic/Verdean	Hours Weekly - Caucasian	Hours Weekly - Hispanic	Hours Weekly - Native American/Alut.	Hours Weekly - Minority	Hours Weekly - Other	Total Hours Weekly
						00056	Ludlow	MA	8	0			8					8
						00056	Ludlow	MA	133	0			133					133
						04220	Fitchburg	MA	16	0			16					16
						04453	Leominster	MA	64	0			64					64
						04462	Lewenburg	MA	16	0			16					16
						05504	Blackstone	MA	8	0			8					8
						05510	Clinton	MA	8	0			8					8
						05524	Leicester	MA	34	0			34					34
						05534	Northbridge	MA	69	0			69					69
						05534	Northbridge	MA	32	0			32					32
						05537	North Oxford	MA	34	0			34					34
						05540	Oxford	MA	79	0			79					79
						05543	Rutland	MA	440	0			440					440
						05568	Upton	MA	151	0			151					151
						05570	Webster	MA	70	0			70					70
						05588	Whitinsville	MA	884	0			884					884
						05590	Sutton	MA	102	0			102					102
						06602	Worcester	MA	3	0			3					3
						06604	Worcester	MA	207	0			206	1				207
						06604	Worcester	MA	75	0			75					75
						06605	Worcester	MA	8	0		8						8
						06609	Worcester	MA	2	0			2					2
						06612	Paxton	MA	46	0			46					46
						02019	Bellingham	MA	8	0			8					8
						02019	Bellingham	MA	48	0			48					48
						02892	West Kingston	RI	528	0			528					528
						02894	Wood River Junction	RI	997	0			997					997
						02904	Providence	RI	693	0			693					693
						00005	Barre	MA	16	0			16					16
						00094	Wheelwright	MA	32	0			32					32
						04220	Fitchburg	MA	145	0			145					145
						04475	Winchendon	MA	17	0			17					17
						05527	Millbury	MA	918	0			918					918
						05536	North Grafton	MA	315	0			315					315
						05545	Shrewsbury	MA	92	0			92					92
						05564	Sterling	MA	326	0			326					326
						05571	Dudley	MA	185	0			185					185
						06604	Worcester	MA	233	0			233					233
						06610	Worcester	MA	274	0			274					274
						06610	Worcester	MA	274	0			274					274
						07752	Marlborough	MA	24	0			24					24
						07754	Maynard	MA	191	0			191					191
						08852	Lowell	MA	17	0			17					17
						02170	Quincy	MA	17	0			17					17
						02375	South Easton	MA	264	0			264					264
						02777	Swansea	MA	516	0			516					516
						02777	Swansea	MA	338	0			338					338
						08045	Goffstown	NH	417	0			417					417
						03063	Nashua	NH	138	0			138					138
						03452	Jaffrey	NH	804	0			804					804
						03458	Peterborough	NH	25	0			25					25



Project	Phase2	Project Name	General Contractor	Company ID	Company Name	ZipCode	PrimaryCity	ST	Hours Weekly - Male	Hours Weekly - Female	Hours Weekly - Asian	Hours Weekly - Black/African American/Hispanic/Latino/Verdean	Hours Weekly - Caucasian	Hours Weekly - Hispanic	Hours Weekly - Native American/Alaskan/Alut.	Hours Weekly - Minority	Hours Weekly - Other	Total Hours Weekly
						03861	Ridge	NH	1,034	0			1034					1,034
						03851	Milton	NH	34	0			34					34
						03870	Rye	NH	25	0			25					25
						06260	Putnam	CT	112	0			112					112
				NV00000762	Daniel Koury Construction, Inc.	01082	Ware	MA	263	0			263					263
						01440	Gardner	MA	32	0			32					32
						01510	Clinton	MA	32	0			32					32
						02889	Warwick	RI	149	0			149					149
						02909	Providence	RI	8	0	8							8
						02914	East Providence	RI	32	0			32					32
						02917	Smithfield	RI	40	0			40					40
						02919	Johnston	RI	24	0			24					24
						06260	Putnam	CT	86	0			86					86
						06277	Thompson	CT	8	0			8					8
				NV00000809	Emanouil, Inc.	01440	Gardner	MA	364	0			364					364
						01469	Townsend	MA	16	0			16					16
						01602	Worcester	MA	316	0		316						316
						01603	Worcester	MA	168	0							168	168
						01605	Worcester	MA	104	0			104					104
						01841	Lawrence	MA	216	0			216					216
						01851	Lowell	MA	196	0			196					196
						01879	Tyreboro	MA	296	0			296					296
						02020	Bent Rock	MA	112	0			112					112
						02745	New Bedford	MA	80	0			80					80
						02746	New Bedford	MA	24	0			24			24		24
				600017437	Energy Insulation Conservation	01031	Gilbertville	MA	268	0			268					268
						01104	Springfield	MA	12	0			12					12
						01119	Springfield	MA	12	0		12						12
						01543	Rutland	MA	53	0			53					53
						02720	Fall River	MA	8	0			8					8
						02777	Swansea	MA	12	0			12					12
						02863	Central Falls	RI	64	0			64					64
						02895	Woonsocket	RI	8	0			8					8
						02908	Providence	RI	88	0			88					88
				6000305820	Folan Waterproofing	02114	Boston	MA	0	12		12						12
						02724	Fall River	MA	24	0			24					24
						02878	Tiverton	RI	31	0			31					31
				6000179992	General Mechanical Contractors, Inc.	01068	Oakham	MA	102	0			102					102
						01452	Hubbardston	MA	242	0			242					242
						01453	Lemington	MA	986	0			986					986
						01473	Westminster	MA	564	0			564					564
						01501	Adams	MA	350	0			350					350
						01503	Berlin	MA	847	0			847					847
						01507	Charlton	MA	215	6			211					221
						01524	Leicester	MA	98	0			98					98
						01527	Milbury	MA	32	0			32					32
						01550	Southbridge	MA	848	0			848					848
						01563	Spencer	MA	242	0			242					242
						01571	Dudley	MA	78	0			78					78
						01603	Worcester	MA	8	0			8					8
						01604	Worcester	MA	1,236	0			1,236					1,236



Project	Phase2	Project Name	General Contractor	Company ID	Company Name	ZipCode	PrimaryCity	ST	Hours Weekly - Male	Hours Weekly - Female	Hours Weekly - Asian	Hours Weekly - Black/African American/Hispanic/Latino/Verdean	Hours Weekly - Caucasian	Hours Weekly - Hispanic	Hours Weekly - Native American/Alaskan/Alut.	Hours Weekly - Minority	Hours Weekly - Other	Total Hours Weekly
						01604	Worcester	MA	223	0				223				223
						01607	Worcester	MA	708	0				708				708
						01607	Worcester	MA	36	0			36					36
						01611	Cherry Valley	MA	115	0			115					115
						01612	Paxton	MA	34	0			34					34
						01754	Maynard	MA	290	0			290					290
						01772	Southborough	MA	8	0			8					8
						01821	Billerica	MA	465	0			465					465
						01826	Deerfield	MA	1,015	0			1,015					1,015
						01841	Lawrence	MA	200	0			200					200
						01844	Methuen	MA	1,546	0			1,546					1,546
						01923	Denvers	MA	201	0			201					201
						02743	Acushnet	MA	852	0			852					852
						02904	Providence	RI	131	0			131					131
						03077	Raymond	NH	154	0			154					154
						01430	Ashburnham	MA	813	0			813					813
						01440	Gardner	MA	1,258	0			1,258					1,258
						01510	Clinton	MA	557	0			557					557
						01605	Worcester	MA	415	0		415						415
						01746	Holliston	MA	831	0			831					831
						01772	Southborough	MA	52	0			52					52
						01801	Woburn	MA	295	0			295					295
						01821	Billerica	MA	1,200	0			1,200					1,200
						01824	Chelmsford	MA	32	0			32					32
						01832	Haverhill	MA	370	0			370					370
						01835	Haverhill	MA	39	0			39					39
						01841	Lawrence	MA	840	0			840					840
						01844	Methuen	MA	128	0			128					128
						01844	Methuen	MA	244	0			244					244
						01863	North Chelmsford	MA	96	0			96					96
						01904	Lynn	MA	32	0			32					32
						02048	Mansfield	MA	56	0			56					56
						02093	Wrentham	MA	932	0			932					932
						02122	Dorchester	MA	1,136	0			1,136					1,136
						02148	Malden	MA	167	0			167					167
						02302	Brockton	MA	464	0			464					464
						02333	East Bridgewater	MA	218	0			218					218
						02474	Arlington	MA	684	0			684					684
						02760	North Attleboro	MA	24	0			24					24
						02858	Oakland	RI	8	0			8					8
						02919	Johnston	RI	116	0			116					116
						05038	Chelsea	VT	31	0			31					31
						01020	Chicopee	MA	252	0			252					252
						01027	Easthampton	MA	223	0			223					223
						01028	East Longmeadow	MA	46	0			46					46
						01031	Gilbertville	MA	586	0			586					586
						01033	Granby	MA	8	0			8					8
						01040	Holyoke	MA	420	0			420					420
						01057	Monson	MA	58	0			58					58
						01069	Palmer	MA	90	0			90					90
						01073	Southampton	MA	125	0			125					125

Project	Phase2	Project Name	General Contractor	Company ID	Company Name	ZipCode	PrimaryCity	ST	Hours Weekly - Male	Hours Weekly - Female	Hours Weekly - Asian	Hours Weekly - Black/African American/Hispanic/Latino/Verdean	Hours Weekly - Caucasian	Hours Weekly - Hispanic	Hours Weekly - Native American/Alutian/Alut.	Hours Weekly - Minority	Hours Weekly - Other	Total Hours Weekly
						00075	South Hadley	MA	2	0			2					2
						00080	Three Rivers	MA	10	0			10					10
						00082	Ware	MA	58	0			58					58
						00085	Westfield	MA	70	0			70	0				70
						00089	West Springfield	MA	0	32			32					32
						01104	Springfield	MA	274	0			274					274
						01107	Springfield	MA	86	0			86					86
						01108	Springfield	MA	24	0			24					24
						01118	Springfield	MA	22	0			22					22
						01436	Baldwinville	MA	594	0			594					594
						01440	Gardner	MA	685	0			685					685
						01453	Lynnminster	MA	566	0			566					566
						02020	Brent Rock	MA	50	0			50					50
						06071	Somers	CT	53	0			53					53
				0000253330	Joseph Cohn and Son, Inc.		Westfield	MA	205	0			205					205
						01420	Fitchburg	MA	190	0			190					190
						01430	Ashburnham	MA	342	0			342					342
						01460	Littleton	MA	482	0			482					482
						01603	Worcester	MA	187	0			187					187
						02826	Draut	MA	24	0			24					24
						01841	Lawrence	MA	16	0			16					16
						01850	Lowell	MA	24	0			24					24
						01930	Gloucester	MA	8	0			8					8
						02122	Dorchester	MA	111	0	111							111
						02136	Hyde Park	MA	0	94		94						94
						02301	Brockton	MA	19	0			19					19
						02763	Attleboro Falls	MA	178	0			178					178
						06029	Ellington	CT	320	0			320					320
						06040	Manchester	CT	240	0			240					240
						06070	Simsbury	CT	32	0			32					32
						06437	Gallford	CT	16	0			16					16
						06473	North Haven	CT	0	38			38					38
						06483	Seymour	CT	76	0			76					76
						06516	West Haven	CT	112	0			112					112
				0000395739	Kaploff's Glass, Inc.	01201	Pittsfield	MA	57	0			57					57
						01220	Adams	MA	10	0			10					10
						01267	Williamstown	MA	119	0		75	44					119
						01267	Williamstown	MA	4	0		4						4
						01453	Lynnminster	MA	24	0			24					24
						01338	Cambridge	MA	17	0			17					17
						02860	Pawtucket	RI	9	0			9					9
						05255	Manchester Center	VT	64	0			64					64
				6000197415	Keno Floor Company, Inc.	01530	Sutton	MA	183	0			183					183
						02816	Coventry	RI	344	0		176	168					344
						02874	Sunderland	RI	290	0			290					290
						02888	Warwick	RI	192	0			192					192
						02889	Warwick	RI	44	0			44					44
						02893	West Warwick	RI	160	0			160					160
						02903	Providence	RI	8	0			8					8
				6000165951	Lawton Irrigation, Inc.	01460	Littleton	MA	53	0			53					53
						01741	Carle	MA	45	0			45					45

Project	Phase2	Project Name	General Contractor	Company ID	Company Name	ZipCode	PrimaryCity	ST	Hours Weekly - Male	Hours Weekly - Female	Hours Weekly - Asian	Hours Weekly - Black/African American/Hispanic/Latino/Verdean	Hours Weekly - Caucasian	Hours Weekly - Hispanic	Hours Weekly - Native American/Alaskan/Alut.	Hours Weekly - Minority	Hours Weekly - Other	Total Hours Weekly
						02754	Maynard	MA	53	0			53					53
						03051	Hudson	NH	53	0					53			53
						02721	Fall River	MA	87	0			87					87
						02723	Fall River	MA	475	0				475				475
						02724	Fall River	MA	8	0			8					8
						02725	Somerset	MA	128	0			128					128
						02740	New Bedford	MA	981	0		0		981				981
						02740	New Bedford	MA	1,062	0		863	5	194				1,062
						02743	Acushnet	MA	8	0			8					8
						02744	New Bedford	MA	8	0				8				8
						02744	New Bedford	MA	284	0		0	252	32				284
						02745	New Bedford	MA	658	0		0	494	164				658
						02746	New Bedford	MA	3,746	0		696	200	2,850				3,746
						02747	North Dartmouth	MA	696	0			696	0				696
						02748	South Dartmouth	MA	556	0			556					556
						02771	Seekonk	MA	1,547	0			1,547					1,547
						02888	Warwick	RI	8	0			8					8
						02889	Warwick	RI	400	0			400					400
						02914	East Providence	RI	1,245	0			1,245					1,245
						02916	Rumford	RI	8	0			8					8
						6000166774	M.L. McDonald Sales Company, Inc.	MA	40	0			40					40
						01129	Springfield	MA	24	0			24					24
						01453	Leominster	MA	256	0			256					256
						01465	Uxbridge	MA	232	0			232					232
						01541	Princeton	MA	222	0			222					222
						01602	Worcester	MA	178	0			178					178
						01749	Hudson	MA	41	0			41					41
						01752	Marlborough	MA	63	0			63					63
						01801	Woburn	MA	24	0			24					24
						01830	Haverhill	MA	14	0			14					14
						01844	Methuen	MA	8	0			8					8
						02125	Dorchester	MA	111	0			111					111
						02180	Stoughton	MA	88	0			88					88
						02472	Watertown	MA	8	0			8					8
						02723	Fall River	MA	16	0			16					16
						02864	Cumberland	RI	40	0			40					40
						02878	Tiverton	RI	34	0			34					34
						02909	Providence	RI	32	0			32					32
						06705	Waterbury	CT	16	0			16					16
						01001	Agawan	MA	8	0			8					8
						01057	Monson	MA	83	0			83					83
						01075	South Hadley	MA	66	0			66					66
						01079	Thordike	MA	26	0			26					26
						01083	Warren	MA	60	0			60					60
						01085	Westfield	MA	240	0			240					240
						01086	Westfield	MA	114	0			114					114
						01089	West Springfield	MA	168	0			168					168
						01118	Springfield	MA	10	0			10					10
						01436	Baldwinville	MA	100	0			100					100
						01452	Hubbardston	MA	102	0			102					102
						01506	Bridgfield	MA	123	0			123					123

Project	Phase2	Project Name	General Contractor	Company ID	Company Name	ZipCode	PrimaryCity	ST	Hours Weekly - Male	Hours Weekly - Female	Hours Weekly - Asian	Hours Weekly - Black/African American/Hispanic/Latino/Verdean	Hours Weekly - Caucasian	Hours Weekly - Hispanic	Hours Weekly - Native American/Alaskan/Alut.	Hours Weekly - Minority	Hours Weekly - Other	Total Hours Weekly
						01507	Charlton	MA	48	0	0	0	48	0	0	0	0	48
						01510	Clinton	MA	96	0	0	0	96	0	0	0	0	96
						01520	Hobden	MA	8	0	0	0	8	0	0	0	0	8
						01540	Oxford	MA	8	0	0	0	8	0	0	0	0	8
						01562	Spencer	MA	168	0	0	0	168	0	0	0	0	168
						01569	Uxbridge	MA	273	0	0	0	273	0	0	0	0	273
						01588	Whitinsville	MA	26	0	0	0	26	0	0	0	0	26
						01590	Sutton	MA	8	0	0	0	8	0	0	0	0	8
						01602	Worcester	MA	214	0	0	34	180	0	0	0	0	214
						01603	Worcester	MA	46	0	0	46	0	0	0	0	0	46
						01605	Worcester	MA	34	0	0	0	34	0	0	0	0	34
						01609	Worcester	MA	36	0	0	0	36	0	0	0	0	36
						01610	Worcester	MA	30	0	0	0	30	0	0	0	0	30
						01612	Paxton	MA	230	0	0	0	230	0	0	0	0	230
						01721	Ashland	MA	57	0	0	0	57	0	0	0	0	57
						01752	Marlborough	MA	64	0	0	64	0	0	0	0	0	64
						01757	Milford	MA	274	0	0	0	274	0	0	0	0	274
						02189	East Weymouth	MA	35	0	0	0	35	0	0	0	0	35
						02360	Plymouth	MA	156	0	0	0	156	0	0	0	0	156
						02364	Kingston	MA	160	0	0	0	160	0	0	0	0	160
						02703	Attleboro	MA	42	0	0	0	42	0	0	0	0	42
						02809	Bristol	RI	29	0	0	0	29	0	0	0	0	29
						02896	North Smithfield	RI	138	0	0	0	138	0	0	0	0	138
						03076	Pelham	NH	84	0	0	0	84	0	0	0	0	84
						03077	Raymond	NH	56	0	0	0	56	0	0	0	0	56
						03102	Manchester	NH	82	0	0	0	82	0	0	0	0	82
						03103	Manchester	NH	3	0	0	0	3	0	0	0	0	3
						03104	Manchester	NH	10	0	0	0	10	0	0	0	0	10
						03109	Manchester	NH	110	0	0	0	110	0	0	0	0	110
						03281	Weare	NH	34	0	0	0	34	0	0	0	0	34
						06118	East Hartford	CT	50	0	0	0	50	0	0	0	0	50
				60001263	Pavilion Floors Inc.	01923	Danvers	MA	56	0	0	0	56	0	0	0	0	56
						01960	Peabody	MA	72	0	0	0	72	0	0	0	0	72
						02072	Stoughton	MA	10	0	0	0	10	0	0	0	0	10
						02149	Everett	MA	24	0	0	0	24	0	0	0	0	24
						02149	Everett	MA	18	0	0	0	18	0	0	0	0	18
						02180	Storham	MA	72	0	0	0	72	0	0	0	0	72
						02382	Whitman	MA	72	0	0	0	72	0	0	0	0	72
						02382	Whitman	MA	16	0	0	0	16	0	0	0	0	16
						02780	Taunton	MA	18	0	0	0	18	0	0	0	0	18
				NW00000686	RBC Corporation	01370	Sheburne Falls	MA	304	0	0	0	304	0	0	0	0	304
						01523	Lancaster	MA	216	0	0	0	216	0	0	0	0	216
						01821	Billerica	MA	32	0	0	0	32	0	0	0	0	32
						02155	Medford	MA	152	0	0	0	152	0	0	0	0	152
				NW00000925	Rividian Brothers Integration, Inc	01984	Wareham	MA	112	0	0	0	112	0	0	0	0	112
						02026	Dedham	MA	58	0	0	0	58	0	0	0	0	58
						02035	Foxboro	MA	14	0	0	0	14	0	0	0	0	14
						02062	Norwood	MA	144	0	0	0	144	0	0	0	0	144
				6000164996	Superior Chalking & Waterproofing Company	01007	Belchertown	MA	375	0	0	0	375	0	0	0	0	375
						01010	Brimfield	MA	51	0	0	0	51	0	0	0	0	51
						01057	Morson	MA	365	0	0	0	365	0	0	0	0	365

Project	Phase2	Project Name	General Contractor	Company ID	Company Name	ZipCode	PrimaryCity	ST	Hours Weekly - Male	Hours Weekly - Female	Hours Weekly - Asian	Hours Weekly - Black/African American/Hispanic/Latino/Verdean	Hours Weekly - Caucasian	Hours Weekly - Hispanic	Hours Weekly - Native American/Alaskan/Alut.	Hours Weekly - Minority	Hours Weekly - Other	Total Hours Weekly
						00075	South Hadley	MA	56	0		56						56
						01129	Springfield	MA	150	0			150					150
						01151	Indian Orchard	MA	56	0		56						56
						01229	Glendale	MA	14	0				14				14
						02538	East Wareham	MA	144	0			144					144
						06611	Trumbull	CT	422	0			422					422
				6000162785	The Northern Corp.	01702	Frammingham	MA	104	0		104						104
						01844	Methuen	MA	120	0			120					120
						03848	Kingston	NH	256	0			256					256
				NV00000946	Tousignant Industries, Inc.	01085	Westfield	MA	16	0			16					16
						01420	Fitchburg	MA	26	0			26					26
						01431	Athol	MA	12	0			12					12
						01453	Leominster	MA	7	0			7					7
						01611	Cherry Valley	MA	6	0			6					6
				NV00000998	U.S. Drywall, Inc.	01005	Barre	MA	798	0			798					798
						01082	Ware	MA	70	0			70					70
						01440	Gardner	MA	40	0			40					40
						01469	Townsend	MA	178	0			178					178
						01508	Charlton City	MA	69	0			69					69
						01510	Clinton	MA	8	0			8					8
						01515	East Brookfield	MA	24	0			24					24
						01520	Hobden	MA	0	0			0					0
						01520	Hobden	MA	8	0			8					8
						01550	Southbridge	MA	268	0			268					268
						01550	Southbridge	MA	484	0			484					484
						01560	South Grafton	MA	176	0			176					176
						01562	Spencer	MA	72	0			72					72
						01566	Sturbridge	MA	204	0			204					204
						01570	Webster	MA	1,130	0			1,130					1,130
						01570	Webster	MA	351	0			351					351
						01583	West Boylston	MA	16	0			16					16
						01602	Worcester	MA	26	0			26					26
						01603	Worcester	MA	239	0			239					239
						01604	Worcester	MA	8	0			8					8
						01604	Worcester	MA	234	0			234					234
						01605	Worcester	MA	338	0			338					338
						01609	Worcester	MA	1,588	0			1,588					1,588
						01860	Merrimac	MA	32	0			32					32
						02128	Boston	MA	498	0			498					498
						02151	Revere	MA	554	0			554					554
						02702	Assonet	MA	708	0			708					708
						02717	East Freetown	MA	965	0			965					965
						02719	Fairhaven	MA	360	0			360					360
						02721	Fall River	MA	32	0			32					32
						02724	Fall River	MA	88	0			88					88
						02740	New Bedford	MA	125	0			125					125
						02740	New Bedford	MA	166	0			166					166
						02740	New Bedford	MA	588	0			588					588
						02744	New Bedford	MA	423	0			423					423
						02745	New Bedford	MA	8	0			8					8
						02746	New Bedford	MA	665	0		0	665					665



Project	Phase2	Project Name	General Contractor	Company ID	Company Name	ZipCode	PrimaryCity	ST	Hours Weekly - Male	Hours Weekly - Female	Hours Weekly - Asian	Hours Weekly - Black/African American/Hispanic/Latino/Verdean	Hours Weekly - Caucasian	Hours Weekly - Hispanic	Hours Weekly - Native American/Alaskan/Alut.	Hours Weekly - Minority	Hours Weekly - Other	Total Hours Weekly
						02746	New Bedford	MA	8	0				8				8
						02748	South Dartmouth	MA	113	0			113					113
						02779	Berkley	MA	304	0			304					304
						02790	Westport	MA	96	0			96					96
						02860	Pawucket	RI	156	0			156					156
						02908	Providence	RI	168	0			168					168
						03051	Hudson	NH	322	0			322					322
						03060	Nashua	NH	70	0			70					70
				6000197262	Viking Industries, Inc.	02093	Wrentham	MA	16	0			16					16
						02324	Bridgewater	MA	0	120			120					120
						02760	North Attleboro	MA	24	0			24					24
						02771	Seekonk	MA	0	963			963					963
						02771	Seekonk	MA	164	8			172					172
						02777	Swansea	MA	16	0			16					16
						02780	Taunton	MA	72	0			72					72
						02809	Bristol	RI	16	0			16					16
						02816	Coventry	RI	8	0			8					8
						02889	Warwick	RI	653	0			653					653
						02907	Providence	RI	0	60		60						60
						02909	Providence	RI	54	0			54					54
						02914	East Providence	RI	64	0			64					64
						02916	Rumford	RI	122	0			122					122
						02942	Lawrence	MA	88	0			88					88
				6000169455	W.T. Rich Company, Inc.	02459	Newton Center	MA	2,096	0			2,096					2,096
						02482	Wellesley	MA	51	0			51					51
						03002	Amherst	MA	6	0		6						6
						03005	Barre	MA	24	0			24					24
						03005	Barre	MA	32	0			32					32
						03010	Brimfield	MA	8	0			8					8
						03030	Feeling Hills	MA	32	0			32					32
						03036	Hampden	MA	1,835	0			1,835					1,835
						03036	Hampden	MA	1,892	0			1,892					1,892
						03038	Hartfield	MA	6	0			6					6
						03057	Mendon	MA	24	0			24					24
						03082	Ware	MA	8	0			8					8
						03083	Warren	MA	246	0			246					246
						03085	Westfield	MA	56	0			56					56
						03095	Wilbraham	MA	16	0			16					16
						03129	Springfield	MA	14	0			14					14
						03331	Athol	MA	16	0			16					16
						04420	Fitchburg	MA	320	0			24	296				320
						04431	Ashby	MA	24	0			24					24
						04440	Gardner	MA	5	0			5					5
						04452	Hubbardston	MA	1,766	0			1,766					1,766
						04475	Winchendon	MA	8	0			8					8
						01504	Blackstone	MA	30	0			30					30
						03515	East Brookfield	MA	0	8			8					8
						03515	East Brookfield	MA	702	0			702					702
						01520	Hobden	MA	61	0			61					61
						01524	Leicester	MA	56	0			56					56



Project	Phase2	Project Name	General Contractor	Company ID	Company Name	ZipCode	PrimaryCity	ST	Hours Weekly - Male	Hours Weekly - Female	Hours Weekly - Asian	Hours Weekly - Black/African American/Hispanic/Latino/Verdean	Hours Weekly - Caucasian	Hours Weekly - Hispanic	Hours Weekly - Native American/Alaskan/Alut.	Hours Weekly - Minority	Hours Weekly - Other	Total Hours Weekly
						01524	Leicester	MA	124	0			124					124
						01529	Milwille	MA	214	0			214					214
						01535	North Brookfield	MA	1,651	0			1,651					1,651
						01537	North Oxford	MA	14	0			14					14
						01550	Southbridge	MA	40	0			40					40
						01562	Spencer	MA	58	0			58					58
						01562	Spencer	MA	47	0			47					47
						01566	Sturbridge	MA	144	0			144					144
						01571	Dudley	MA	321	0			321					321
						01585	West Brookfield	MA	40	0			40					40
						01585	West Brookfield	MA	604	0			604					604
						01585	West Brookfield	MA	1,769	0			1,769					1,769
						01602	Worcester	MA	18	0			18					18
						01604	Worcester	MA	16	0			16					16
						01606	Worcester	MA	8	0			8					8
						01606	Worcester	MA	16	0			16					16
						01607	Worcester	MA	169	0			169					169
						01611	Cherry Valley	MA	60	0			60					60
						01757	Milford	MA	8	0			8					8
						01852	Lowell	MA	32	0			32					32
						02053	Medway	MA	650	0			650					650
						02703	Attleboro	MA	24	0			24					24
						06040	Manchester	CT	152	0			152					152
						06066	Vernon Rockville	CT	304	0			304					304
						06082	Enfield	CT	240	0			240					240
						06112	Hartford	CT	496	0		496						496
						06277	Thompson	CT	112	127			239					239
						06281	Woodstock	CT	688	0			688					688
						08354	Moosup	CT	1,889	0			1,889					1,889
						02052	Medfield	MA	56	0			56					56
						02149	Everett	MA	290	0			290					290
						02170	Quincy	MA	218	0			218					218
						02302	Brockton	MA	16	0			16					16
						02359	Pembroke	MA	90	0			90					90
						02360	Plymouth	MA	376	0			376					376
						02370	Rockland	MA	8	0			8					8
						02375	South Easton	MA	269	0			269					269
						02562	Sagamore Beach	MA	223	0			223					223
						08076	Pelham	NH	302	0			302					302
						01523	Lancaster	MA	267	0			267					267
						01531	New Braintree	MA	20	0			20					20
						01540	South Grafton	MA	8	0			8					8
						01570	Webster	MA	21	0			21					21
						01604	Worcester	MA	767	0			767					767
						01605	Worcester	MA	1,159	0			1,159					1,159
						01606	Worcester	MA	528	6			528					528
						01606	Worcester	MA	761	0			761					761
						01609	Worcester	MA	360	0		360						360
						06255	North Grovesondale	CT	470	0			470					470
						06277	Thompson	CT	176	0			176					176
						01453	Leominster	MA	846	0			846					846

Project	Phase2	Project Name	General Contractor	Company ID	Company Name	ZipCode	PrimaryCity	ST	Hours Weekly - Male	Hours Weekly - Female	Hours Weekly - Asian	Hours Weekly - Black/African American/Hispanic/Latino/Verdean	Hours Weekly - Caucasian	Hours Weekly - Hispanic	Hours Weekly - Native American/Alaskan/Alut.	Hours Weekly - Minority	Hours Weekly - Other	Total Hours Weekly					
WSC1201	DC1	GLS New Science Center Building Renovations Westfield State University	Wash Brothers, Inc.	600016268	Adams Plumbing & Heating, Inc.	01536	North Grafton	MA	1,190	0			1190					1,190					
						02816	Coventry	RI	108	0				108								108	
						02889	Warwick	RI	16	0				16									16
						02895	Woonsocket	RI	400	0				400									400
						01012	Chesterfield	MA	890	0				890									890
						01020	Chicopee	MA	40	0				40									40
						01027	Easthampton	MA	310	0				310									310
						01040	Holyoke	MA	626	0				626									626
						01040	Holyoke	MA	686	0				686									686
						01071	Russell	MA	32	0				32									32
						01071	Russell	MA	1,832	0				1,832									1,832
						01096	Williamburg	MA	212	0				212									212
						01201	Pittsfield	MA	1,967	0				1,967									1,967
						01220	Adams	MA	3,530	0				3,530			0						3,530
						01220	Adams	MA	8	0				8									8
						01225	Cheshire	MA	27	0				27									27
						01226	Dalton	MA	78	0				78									78
						01247	North Adams	MA	1,082	0				1,082									1,082
						01247	North Adams	MA	264	0				264									264
						01247	North Adams	MA	3,770	0				3,770									3,770
						01256	Savoy	MA	317	0				317									317
						01343	Drury	MA	16	0				16									16
						03530	Readsboro	VT	5	0				5									5
						01008	Blandford	MA	152	0				152									152
						01034	Granville	MA	8	0				8									8
						01092	West Warren	MA	188	0				188									188
						01201	Pittsfield	MA	404	0				404									404
01010	Brimfield	MA	184	0				184									184						
01092	West Warren	MA	95	0				95									95						
01201	Pittsfield	MA	20	0				20									20						
01001	Agawam	MA	6	0				6									6						
01020	Chicopee	MA	1,116	0				1,116									1,116						
01071	Russell	MA	479	0				479									479						
01085	Westfield	MA	1,401	0				1,401				197					1,401						
01089	West Springfield	MA	269	0				269									269						
01104	Springfield	MA	0	33				0	33								33						
01118	Springfield	MA	462	0				462									462						
01129	Springfield	MA	142	0				142						142			142						
01069	Palmer	MA	64	0				64									64						
01069	Palmer	MA	426	0				426									426						
01080	Three Rivers	MA	96	0				96									96						
01085	Westfield	MA	232	0				232									232						
01020	Chicopee	MA	347	0				347									347						
01020	Chicopee	MA	784	0				784									784						
01108	Springfield	MA	1,234	0				1,234									1,234						
01129	Springfield	MA	264	0				264									264						
01515	East Brookfield	MA	312	0				312									312						
01527	Millbury	MA	184	0				184									184						
01001	Agawam	MA	346	0				346									346						
01007	Belchertown	MA	604	0				604									604						
01008	Blandford	MA	418	0				418									418						



Project	Phase2	Project Name	General Contractor	Company ID	Company Name	ZipCode	PrimaryCity	ST	Hours Weekly - Male	Hours Weekly - Female	Hours Weekly - Asian	Hours Weekly - Black/African American/Hispanic/Latino/Verdean	Hours Weekly - Caucasian	Hours Weekly - Hispanic	Hours Weekly - Native American/Alaskan/Alut.	Hours Weekly - Minority	Hours Weekly - Other	Total Hours Weekly
						00013	Chicopee	MA	220	0			220					220
						00020	Chicopee	MA	4	0			4					4
						00028	East Longmeadow	MA	374	0			374					374
						00060	Northampton	MA	180	0		180						180
						00062	Florence	MA	380	0			380					380
						00075	South Hadley	MA	68	0			68					68
						00085	Westfield	MA	248	0			248					248
						00089	WestSpringfield	MA	84	0			84					84
						01105	Springfield	MA	8	0		8						8
						01108	Springfield	MA	418	0			0	418				418
						01108	Springfield	MA	106	0			106					106
						01118	Springfield	MA	280	0			280					280
						01129	Springfield	MA	10	0			10					10
						01201	Pittsfield	MA	64	0			64					64
						02201	Pittsfield	MA	117	0			117					117
						02220	Adams	MA	1,598	0	408		964	226				1,598
						02225	Cheshire	MA	298	0			298					298
						02247	North Adams	MA	399	0			399					399
						02256	Savoy	MA	126	0			126					126
						03339	Charlton	MA	8	0			8					8
						03370	Shelburne Falls	MA	32	0			32					32
						01585	West Brookfield	MA	24	0			24					24
						03470	Winchester	NH	32	0			32					32
						05262	Shaftsbury	VT	145	0			145					145
						05301	Battleboro	VT	176	0			176					176
				6000171887	Capeney Roofing Systems, Inc.	02719	Fairhaven	MA	4	0			4					4
						02720	Fall River	MA	73	0			73					73
						02721	Fall River	MA	227	0			227					227
						02723	Fall River	MA	152	0			152					152
						02724	Fall River	MA	6	0			6					6
						02740	New Bedford	MA	238	0		28	204	6				238
						02744	New Bedford	MA	216	0			216					216
						02745	New Bedford	MA	36	0			36					36
						02747	North Dartmouth	MA	56	0			56					56
						02748	South Dartmouth	MA	142	0			142					142
						02780	Taunton	MA	184	0			184					184
						02790	Westport	MA	222	0			222					222
						02809	Bristol	RI	106	0			106					106
				6000159143	Central Ceilings, Inc.	00020	Chicopee	MA	224	0			224					224
						00034	Granville	MA	1,432	0			1,432					1,432
						00056	Ludlow	MA	120	0			120					120
						00056	Ludlow	MA	298	0			298					298
						00085	Westfield	MA	732	0			732			732		732
						00085	Westfield	MA	197	0			197					197
						00085	Westfield	MA	432	0			432					432
						00095	Wilbraham	MA	24	0			24					24
						01104	Springfield	MA	104	0			104					104
						01108	Springfield	MA	445	0			445					445
						01109	Springfield	MA	645	0		645						645
						01119	Springfield	MA	700	0			700					700
						01129	Springfield	MA	315	0			315					315



Project	Phase2	Project Name	General Contractor	Company ID	Company Name	ZipCode	PrimaryCity	ST	Hours Weekly - Male	Hours Weekly - Female	Hours Weekly - Asian	Hours Weekly - Black/African American/Hispanic/Latino/Verdean	Hours Weekly - Caucasian	Hours Weekly - Hispanic	Hours Weekly - Native American/Alaskan/Alut.	Hours Weekly - Minority	Hours Weekly - Other	Total Hours Weekly
						01129	Springfield	MA	192	0			192					192
						01151	Indian Orchard	MA	288	0				288				288
						04453	Leominster	MA	576	0			576					576
						01507	Charlton	MA	1,571	0			1,571					1,571
						01516	Douglas	MA	1,281	0			1,281					1,281
						01516	Douglas	MA	56	0			56					56
						01527	Milbury	MA	1,208	0			1,208					1,208
						01527	Milbury	MA	8	0			8					8
						01531	New Braintree	MA	1,056	0			1,056					1,056
						01569	Uxbridge	MA	304	0			304					304
						01607	Worcester	MA	44	0			44					44
						01757	Milford	MA	200	0			200					200
						02019	Bellingham	MA	478	0			478					478
						01020	Chicopee	MA	446	0			446					446
			6000158238		Chandler Architectural	01027	Easthampton	MA	146	0			146					146
						01028	East Longmeadow	MA	8	0			8					8
						01062	Florence	MA	218	0			218					218
						01069	Palmer	MA	458	0			458					458
						01089	West Springfield	MA	3	0			3					3
						01089	West Springfield	MA	6	0			6					6
						01107	Springfield	MA	136	0			136					136
						02814	Ongasset	RI	16	0			16					16
						06010	Bristol	CT	6	0			6					6
						06062	Plainville	CT	658	0			658					658
						06096	Windsor Locks	CT	272	0			272					272
						06096	Windsor Locks	CT	1,178	0			1,178					1,178
						06108	East Hartford	CT	178	0			178					178
						08374	Plainfield	CT	884	0			884					884
						06415	Colchester	CT	928	0			928					928
						06457	Middletown	CT	16	0			16					16
						01010	Brimfield	MA	406	0			406					406
				0100017942	Cogswell Sprinkler Company, Inc.	01020	Chicopee	MA	36	0			36					36
						01056	Ludlow	MA	97	0			97					97
						01453	Leominster	MA	8	0			8					8
						01462	Lunenburg	MA	16	0			16					16
						01510	Clinton	MA	24	0			24					24
						01537	North Oxford	MA	14	0			14					14
						01541	Princeton	MA	16	0			16					16
						01550	Southbridge	MA	523	0			523					523
						01590	Sutton	MA	32	0			32					32
						01604	Worcester	MA	8	0			8					8
						01604	Worcester	MA	86	0			86					86
						01612	Paxton	MA	94	0			94					94
						0100000279	Harold Brothers	MA	1,307	0			1,307					1,307
						01035	Hidley	MA	1,867	0			1,867					1,867
						01056	Ludlow	MA	1,867	0			1,867					1,867
						01068	Oakham	MA	674	0			674					674
						01104	Springfield	MA	200	0			200					200
						01104	Springfield	MA	96	0			96					96
						01501	Auburn	MA	1,977	0			1,977					1,977
						01506	Broadfield	MA	396	0			396					396

Project	Phase2	Project Name	General Contractor	Company ID	Company Name	ZipCode	PrimaryCity	ST	Hours Weekly - Male	Hours Weekly - Female	Hours Weekly - Asian	Hours Weekly - Black/African American/Hispanic/Latino/Verdean	Hours Weekly - Caucasian	Hours Weekly - Hispanic	Hours Weekly - Native American/Alaskan/Alut.	Hours Weekly - Minority	Hours Weekly - Other	Total Hours Weekly
						01524	Leicester	MA	0	197			197					197
						01527	Millbury	MA	320	0			320					320
						01527	Millbury	MA	152	0			152					152
						01537	North Oxford	MA	72	0			72					72
						01540	Oxford	MA	752	0			752					752
						01570	Webster	MA	560	0			560					560
						01603	Worcester	MA	64	0		64						64
				6000152776	Harris Environmental Systems	01604	Worcester	MA	1,019	0			1,019					1,019
						01109	Springfield	MA	180	0			180					180
						04420	Fitchburg	MA	4	0			4					4
						04462	Lunenburg	MA	12	0			12					12
						00050	Merrifield	MA	18	0			18					18
						02703	Attleboro	MA	136	0			136					136
						08032	Auburn	NH	5	0			5					5
						08076	Pelham	NH	133	0			133					133
						03103	Manchester	NH	140	0			140					140
				6000152851	John W. Egan Company, Inc.	01056	Ludlow	MA	32	0			32					32
						01060	Northampton	MA	2	0			2					2
						04420	Fitchburg	MA	8	0			8					8
						04420	Fitchburg	MA	16	0			16					16
						04460	Littleton	MA	24	0			24					24
						04462	Lunenburg	MA	168	0			168					168
						04575	Winchester	MA	1,088	0			1,088					1,088
						01536	North Grafton	MA	224	0			224					224
						01550	Southbridge	MA	341	0			341					341
						08801	Woburn	MA	112	0			112					112
				60001528061	Johnson Acoustics, Inc.	01007	Belchertown	MA	108	0			108					108
						01013	Chicopee	MA	8	0			8					8
						01020	Chicopee	MA	1,606	0			1,606					1,606
						01095	Wilbraham	MA	522	0			522					522
						01119	Springfield	MA	54	0		54						54
						01129	Springfield	MA	779	0		779						779
				0000992739	Kaploff's Glass, Inc.	01201	Pittsfield	MA	36	0			36					36
						03337	Barnardston	MA	3	0			3					3
						02138	Cambridge	MA	29	0			29					29
						02860	Pewaukee	RI	14	0			14					14
				WV00000539	MMK Insulation, Inc.	01001	Agawam	MA	453	0			453					453
						01013	Chicopee	MA	140	0			140					140
						01027	Easthampton	MA	777	0			777					777
						01041	Holyoke	MA	200	0			200					200
						01085	Westfield	MA	724	0			724					724
						06067	Rocky Hill	CT	23	0			23					23
						06401	Ansonia	CT	63	0			63					63
						06403	Beacon Falls	CT	8	0			8					8
						06420	Salem	CT	8	0			8					8
						06483	Seymour	CT	372	0			372					372
				WV00000518	Lebs Underway, Inc.	01027	Easthampton	MA	656	0			656					656
						01056	Ludlow	MA	504	0			504					504
						01075	South Hadley	MA	704	0			704					704
						01081	Wales	MA	2,712	0			2,712					2,712
						02016	Unknown	WV	144	0		144						144

Project	Phase2	Project Name	General Contractor	Company ID	Company Name	ZipCode	PrimaryCity	ST	Hours Weekly - Male	Hours Weekly - Female	Hours Weekly - Asian	Hours Weekly - Black/African American/Hispanic/Latino/Verdean	Hours Weekly - Caucasian	Hours Weekly - Hispanic	Hours Weekly - Native American/Alut.	Hours Weekly - Minority	Hours Weekly - Other	Total Hours Weekly
						02302	Brockton	MA	320	0		320						320
						02777	Swansea	MA	88	0			88					88
						02346	Middleboro	MA	8	0			8					8
						02351	Abrington	MA	176	0			176					176
						02715	Dighton	MA	104	0			104					104
						02726	Somerset	MA	20	0			20					20
						02764	North Dighton	MA	56	0			56					56
						02864	Cumberland	RI	216	0			216					216
						02878	Trenton	RI	28	0			28					28
						02892	West Kingston	RI	56	0			56					56
						02915	Riverside	RI	132	0			132					132
						03077	Raymond	NH	24	0			24					24
						03235	Franklin	NH	56	0			56					56
						03281	Ware	NH	27	0			27					27
						03801	Portsmouth	NH	16	0			16					16
						03835	Farmington	NH	24	0			24					24
						03872	Sanborville	NH	104	0			104					104
						03874	Seabrook	NH	27	0			27					27
						03885	Stratham	NH	60	0			60					60
						03901	Berwick	ME	66	0			66					66
						03909	York	ME	24	0			24					24
						04027	Lebanon	ME	10	0			10					10
						01089	West Springfield	MA	16	0			16					16
						01151	Indian Orchard	MA	368	0			368					368
						01453	Leominster	MA	52	0			52	16				52
						01510	Clinton	MA	866	0			866					866
						01532	Northborough	MA	16	0			16					16
						01545	Strewsbury	MA	39	0			31	8				39
						01564	Sterling	MA	9	0			9					9
						01605	Worcester	MA	8	0			8					8
						01749	Hudson	MA	34	0			34					34
						01749	Hudson	MA	1,648	0			1,383	266				1,648
						01752	Marlborough	MA	104	0			80	25				104
						01104	Springfield	MA	224	0			224					224
						01109	Springfield	MA	216	0			216					216
						06354	Moosup	CT	224	0			224					224
						01057	Monson	MA	64	0			64					64
						01570	Webster	MA	48	0			48					48
						01007	Belchertown	MA	69	0			69					69
						01056	Ludlow	MA	360	0			360					360
						01060	Northampton	MA	0	627			627					627
						01475	Winchendon	MA	544	0	544							544
						01701	Frammingham	MA	72	0					72			72
						01748	Hopkinton	MA	250	0			250					250
						01908	Nahant	MA	8	0			8					8
						02019	Bellingham	MA	112	0			112					112
						02021	Canton	MA	797	0			797					797
						02125	Dorchester	MA	793	0			793					793
						02127	Boston	MA	172	0			172					172
						02151	Revere	MA	180	0			180					180
						02184	Bolton	MA	238	0			238					238



Project	Phase2	Project Name	General Contractor	Company ID	Company Name	ZipCode	PrimaryCity	ST	Hours Weekly - Male	Hours Weekly - Female	Hours Weekly - Asian	Hours Weekly - Black/African American/Hispanic/Verdean	Hours Weekly - Caucasian	Hours Weekly - Hispanic	Hours Weekly - Native American/Alaskan/Alut.	Hours Weekly - Minority	Hours Weekly - Other	Total Hours Weekly
						02130	South Weymouth	MA	723	0			723					723
						02330	Carver	MA	8	0			8					8
						02356	North Easton	MA	48	0			48					48
						02719	Fairhaven	MA	32	0			32					32
						02809	Bristol	RI	663	0			663					663
						03858	Newton	NH	102	0			102					102
				6000164896	Superior Caulking & Waterproofing Company	01007	Belchertown	MA	4	0			4					4
						01010	Brimfield	MA	18	0			18					18
						01020	Chicopee	MA	90	0			90					90
						01057	Monson	MA	30	0			30					30
						01075	South Hadley	MA	58	0		58						58
						01079	Thornfield	MA	4	0			4					4
						01108	Springfield	MA	24	0			24					24
						01118	Springfield	MA	19	0			19					19
						01129	Springfield	MA	77	0			77					77
						01138	Springfield	MA	1	0		1						1
						01151	Indian Orchard	MA	518	0		518						518
						01229	Glendale	MA	142	0			142					142
						06611	Trumbull	CT	47	0			47					47
				0000374005	T & M Equipment Corporation	01027	Easthampton	MA	24	0			24					24
						01028	East Longmeadow	MA	58	0			58					58
						01036	Hampden	MA	170	0			170					170
						01056	Ludlow	MA	322	0			322					322
						01057	Monson	MA	96	0			96					96
						01079	Thornfield	MA	33	0			33					33
						01082	Ware	MA	0	69			69					69
						01107	Springfield	MA	137	0			137					137
						01119	Springfield	MA	4	0			4					4
						01344	Erving	MA	88	0			88					88
						01360	Northfield	MA	56	0			56					56
						01027	Easthampton	MA	486	0			486					486
				14000000657	United Steel	01040	Holyoke	MA	458	0			458					458
						01108	Springfield	MA	42	0			42					42
						06010	Bristol	CT	46	0			46					46
						06013	Burlington	CT	41	0			41					41
						06040	Manchester	CT	2	0			2					2
						06066	Vernon Rockville	CT	78	0			78					78
						06108	East Hartford	CT	16	0			16					16
						06424	East Hampton	CT	134	0			134					134
				6000165217	Wayne L Griffin Electric, Inc.	01002	Amherst	MA	92	0		92						92
						01005	Barre	MA	6	0			6					6
						01005	Barre	MA	32	0			32					32
						01007	Belchertown	MA	838	0			838					838
						01010	Brimfield	MA	38	0			38					38
						01013	Chicopee	MA	524	0			524					524
						01013	Chicopee	MA	104	0			104					104
						01027	Easthampton	MA	280	0			280					280
						01030	Feeding Hills	MA	641	0			641					641
						01030	Feeding Hills	MA	55	0			55					55
						01033	Granby	MA	176	0			176					176
						01036	Hampden	MA	1,356	0			1,356					1,356

Project	Phase2	Project Name	General Contractor	Company ID	Company Name	ZipCode	PrimaryCity	ST	Hours Weekly - Male	Hours Weekly - Female	Hours Weekly - Asian	Hours Weekly - Black/African American/Hispanic/Latino/Verdean	Hours Weekly - Caucasian	Hours Weekly - Hispanic	Hours Weekly - Native American/Alut. Aleut.	Hours Weekly - Minority	Hours Weekly - Other	Total Hours Weekly
						01040	Holyoke	MA	56	0			56					56
						01040	Holyoke	MA	278	0				278				278
						01056	Ludlow	MA	64	0			64					64
						01057	Monson	MA	80	0			80					80
						01082	Ware	MA	474	0			474					474
						01085	Westfield	MA	2,041	0		1,646		395				2,041
						01085	Westfield	MA	32	0			32					32
						01089	WestSpringfield	MA	83	0			83					83
						01089	WestSpringfield	MA	1,093	0			1,093					1,093
						01092	WestWarren	MA	1,342	0			1,342					1,342
						01095	Wilbraham	MA	8	0			8					8
						01108	Springfield	MA	1,700	0		56	1,644					1,700
						01119	Springfield	MA	208	0			200	8				208
						01128	Springfield	MA	8	0			8					8
						01129	Springfield	MA	170	0			170					170
						01331	Athol	MA	8	0			8					8
						01515	East Brookfield	MA	36	0			36					36
						01524	Leicester	MA	16	0			16					16
						01524	Leicester	MA	772	0			772					772
						01562	Spencer	MA	375	0			375					375
						01611	CherryValley	MA	16	0			16					16
						05301	Bethelboro	VT	32	0			32					32
						06016	Broad Brook	CT	56	0			56					56
						06076	Stafford Springs	CT	19	0			19					19
						06095	Windor	CT	166	0		166						166
						06106	Hartford	CT	83	0			83					83
						06108	East Hartford	CT	184	0		184						184
						06112	Hartford	CT	108	0		108						108
						06450	Meriden	CT	184	0			184					184
						06457	Middletown	CT	64	0			64					64
						06457	Middletown	CT	598	0		598						598
						06704	Waterbury	CT	247	0		247						247
						06770	Naugatuck	CT	49	0			49					49
						06810	Bristol	CT	26	0			26					26
						06482	Sandy Hook	CT	8	0			8					8
						06706	Waterbury	CT	8	0			8					8
Total:									794,545	9,501	5,175	24,005	694,073	73,410	2,567	488	5,187	804,046

Report No. 2

Design Workforce Detail Report

Project	Phase	CompID	Company Name	ZipCode	PrimaryCity	State	Male	Female	Asian	Black/African American/Cape Verdean	Caucasian	Hispanic	Native American/Eskimo/Aleut	Other	Minority - Other			
BCC1301	DC1	0000550902	Chan Krieger NBBJ Limited Partnership	01867	Reading	MA	1	0	0	0	0	1	0	0	0			
				02045	Hull	MA	1	0	0	0	0	0	1	0	0	0	0	
				02114	Boston	MA	0	1	0	0	0	0	1	0	0	0	0	0
				02127	Boston	MA	1	0	0	0	0	0	0	1	0	0	0	0
				02129	Charlestown	MA	1	1	0	0	0	0	0	2	0	0	0	0
				02130	Jamaica Plain	MA	1	0	0	0	0	0	0	1	0	0	0	0
				02138	Cambridge	MA	1	1	2	0	0	0	0	0	0	0	0	0
				02139	Cambridge	MA	2	0	0	0	0	0	0	2	0	0	0	0
				02141	Cambridge	MA	0	1	0	0	0	0	0	1	0	0	0	0
				02144	Somerville	MA	0	1	0	0	0	0	0	0	0	0	0	1
				02152	Winthrop	MA	0	1	0	0	0	0	0	1	0	0	0	0
				02155	Medford	MA	0	1	0	0	0	0	1	0	0	0	0	0
				02189	East Weymouth	MA	2	0	0	0	0	0	1	1	0	0	0	0
				02446	Brookline	MA	0	1	1	0	0	0	0	0	0	0	0	0
02474	Arlington	MA	2	0	0	0	0	0	0	2	0	0	0	0				
BHC1501	ST1	0000550902	Chan Krieger NBBJ Limited Partnership	01867	Reading	MA	1	0	0	0	1	0	0	0	0			
				02045	Hull	MA	1	0	0	0	0	0	1	0	0	0	0	
				02127	Boston	MA	1	0	0	0	0	0	1	0	0	0	0	
				02129	Charlestown	MA	1	1	0	0	0	0	0	2	0	0	0	
				02138	Cambridge	MA	1	0	0	0	0	0	1	0	0	0	0	
				02139	Cambridge	MA	0	1	0	0	0	0	0	1	0	0	0	
				02141	Cambridge	MA	0	1	0	0	0	0	0	1	0	0	0	
				02144	Somerville	MA	0	1	0	0	0	0	0	0	0	0	0	
				02152	Winthrop	MA	0	1	0	0	0	0	0	0	0	0	0	
				02189	East Weymouth	MA	1	0	0	0	0	0	0	1	0	0	0	
				02114	Boston	MA	1	0	0	0	0	0	0	1	0	0	0	
				02116	Boston	MA	1	0	0	0	0	0	0	1	0	0	0	
				02125	Dorchester	MA	1	0	0	0	0	0	0	1	0	0	0	
				02139	Cambridge	MA	1	0	1	0	0	0	0	0	0	0	0	
02186	Milton	MA	0	1	0	0	0	0	0	1	0	0	0					
BSE1206	DC1	6000159122	Goody Clancy & Associates	02472	Watertown	MA	0	1	0	0	0	1	0	0	0			
				01951	Newbury	MA	1	0	0	0	0	0	1	0	0	0		
				02113	Boston	MA	1	0	0	0	0	0	1	0	0	0		
				02114	Boston	MA	0	2	0	0	0	0	0	2	0	0	0	
				02130	Jamaica Plain	MA	1	0	0	0	0	0	0	1	0	0	0	
				02131	Rosindale	MA	0	1	1	0	0	0	0	0	0	0	0	
				02135	Brighton	MA	0	1	0	0	0	0	0	1	0	0	0	
				02140	Cambridge	MA	2	0	0	0	0	0	0	2	0	0	0	
				02141	Cambridge	MA	1	0	0	0	0	0	0	1	0	0	0	
				02144	Somerville	MA	0	1	0	0	0	0	0	1	0	0	0	
				02145	Somerville	MA	1	0	0	0	0	0	0	1	0	0	0	
				02170	Quincy	MA	0	1	0	0	0	0	0	1	0	0	0	
				02445	Brookline	MA	1	0	0	0	0	0	0	1	0	0	0	
				02446	Brookline	MA	0	1	0	0	0	0	0	1	0	0	0	
02453	Waltham	MA	0	1	0	0	0	0	0	1	0	0	0					
DCP0708	HD2	6000155847	Richard D. Kimball Company, Inc.	01810	Andover	MA	1	1	0	0	0	2	0	0	0			
				01844	Methuen	MA	0	1	0	0	0	0	0	1	0	0		
				01850	Lowell	MA	1	0	0	0	0	0	1	0	0	0		
				01862	North Billerica	MA	1	0	0	0	0	0	0	1	0	0		
				01876	Tewksbury	MA	1	0	0	0	0	0	0	1	0	0		
				01886	Westford	MA	1	0	0	0	0	0	0	1	0	0		



Project	Phase	CompID	Company Name	ZipCode	PrimaryCity	State	Male	Female	Asian	Black/African American/Cape Verdean	Caucasian	Hispanic	Native American/Eskimo/Aleut	Other	Minority - Other				
DCP1206	HD3	6000158593	Simpson Gumpertz & Heger, Inc.	02145	Somerville	MA	1	0	0	0	0	1	0	0	0				
				02332	Duxbury	MA	1	0	0	0	0	0	1	0	0	0	0		
				03045	Goffstown	NH	1	0	0	0	0	0	0	1	0	0	0	0	
				03261	Northwood	NH	1	0	0	0	0	0	0	0	1	0	0	0	0
				01570	Webster	MA	1	0	0	0	0	0	0	0	1	0	0	0	0
				01720	Acton	MA	1	0	0	0	0	0	0	0	1	0	0	0	0
				01740	Bolton	MA	0	1	0	0	0	0	0	0	1	0	0	0	0
				01760	Natick	MA	0	1	0	0	0	0	0	0	1	0	0	0	0
				01776	Sudbury	MA	1	1	0	0	0	0	0	0	2	0	0	0	0
				01803	Burlington	MA	1	0	0	0	0	0	0	0	1	0	0	0	0
				01821	Billerica	MA	0	1	0	0	0	0	0	0	1	0	0	0	0
				01824	Chelmsford	MA	1	0	0	0	0	0	0	0	1	0	0	0	0
				01827	Dunstable	MA	1	0	0	0	0	0	0	0	1	0	0	0	0
				01886	Westford	MA	1	0	0	0	0	0	0	0	1	0	0	0	0
				01890	Winchester	MA	1	0	0	0	0	0	0	0	1	0	0	0	0
				01905	Lynn	MA	0	1	0	0	0	0	0	0	0	0	0	0	1
				01930	Gloucester	MA	0	1	0	0	0	0	0	0	1	0	0	0	0
				01938	Ipswich	MA	1	0	0	0	0	0	0	0	1	0	0	0	0
				02026	Dedham	MA	1	0	0	0	0	0	0	0	1	0	0	0	0
				02048	Mansfield	MA	1	0	0	0	0	0	0	0	1	0	0	0	0
				02067	Sharon	MA	1	0	0	0	0	0	0	0	1	0	0	0	0
				02108	Boston	MA	1	0	0	0	0	0	0	0	1	0	0	0	0
				02114	Boston	MA	0	1	0	0	0	0	0	0	1	0	0	0	0
				02115	Boston	MA	0	1	1	0	0	0	0	0	0	0	0	0	0
				02120	Roxbury Crossing	MA	1	0	0	0	0	0	0	0	1	0	0	0	0
				02130	Jamaica Plain	MA	1	0	0	0	0	0	0	0	1	0	0	0	0
				02135	Brighton	MA	0	1	0	0	0	0	0	0	1	0	0	0	0
				02138	Cambridge	MA	0	1	0	0	0	0	0	0	1	0	0	0	0
				02139	Cambridge	MA	1	0	1	0	0	0	0	0	0	0	0	0	0
				02144	Somerville	MA	1	0	0	0	0	0	0	0	1	0	0	0	0
				02176	Melrose	MA	1	1	0	0	0	0	0	0	2	0	0	0	0
				02246	Brookline	MA	1	0	0	0	0	0	0	0	1	0	0	0	0
02314	Unknown	UN	0	1	0	0	0	0	0	0	1	0	0	0	0				
02420	Lexington	MA	1	0	0	0	0	0	0	0	1	0	0	0	0				
02445	Brookline	MA	0	1	0	0	0	0	0	0	1	0	0	0	0				
02452	Waltham	MA	1	0	0	0	0	0	0	0	1	0	0	0	0				
02453	Waltham	MA	2	0	1	0	0	0	0	0	1	0	0	0	0				
02458	Newton	MA	0	1	0	0	0	0	0	0	1	0	0	0	0				
02472	Watertown	MA	2	1	0	0	0	0	0	0	2	1	0	0	0				
02482	Wellesley	MA	0	1	0	0	0	0	0	0	1	0	0	0	0				
15217	Pittsburgh	PA	1	0	1	0	0	0	0	0	0	0	0	0	0				
29617	Greenville	SC	1	0	0	0	0	0	0	0	1	0	0	0	0				
60402	Berwyn	IL	0	1	0	0	0	0	0	0	1	0	0	0	0				
94133	San Francisco	CA	1	0	0	0	0	0	0	0	1	0	0	0	0				
01606	Worcester	MA	1	1	0	0	0	0	0	0	2	0	0	0	0				
01752	Marlborough	MA	1	0	0	0	0	0	0	0	1	0	0	0	0				
01773	Lincoln	MA	0	1	0	0	0	0	0	0	1	0	0	0	0				
01803	Burlington	MA	1	0	0	0	0	0	0	0	1	0	0	0	0				
01833	Georgetown	MA	0	1	0	0	0	0	0	0	1	0	0	0	0				
01844	Methuen	MA	1	0	0	0	0	0	0	0	1	0	0	0	0				
01887	Wilmington	MA	1	0	0	0	0	0	0	0	1	0	0	0	0				

Project	Phase	CompID	Company Name	ZipCode	PrimaryCity	State	Male	Female	Asian	Black/African American/Cape Verdean	Caucasian	Hispanic	Native American/Eskimo/Aleut	Other	Minority - Other			
DCP1217	HD4	6000155847	Richard D. Kimball Company, Inc.	02066	Scituate	MA	0	1	0	0	0	1	0	0	0			
				02115	Boston	MA	1	0	0	0	0	0	0	0	0	0	0	
				02127	Boston	MA	0	1	0	0	0	0	0	1	0	0	0	0
				02155	Medford	MA	1	1	0	0	0	0	0	2	0	0	0	0
				02176	Melrose	MA	0	1	0	0	0	0	0	1	0	0	0	0
				02180	Stoneham	MA	1	0	0	0	0	0	0	1	0	0	0	0
				02451	Waltham	MA	1	0	0	0	0	0	0	0	0	0	0	0
				02472	Watertown	MA	1	0	0	0	0	0	0	1	0	0	0	0
				01106	Longmeadow	MA	1	0	0	0	0	0	0	1	0	0	0	0
				01810	Andover	MA	1	0	0	0	0	0	0	1	0	0	0	0
				01824	Chelmsford	MA	1	0	0	0	0	0	0	1	0	0	0	0
				01845	North Andover	MA	1	0	0	0	0	0	0	1	0	0	0	0
				01923	Danvers	MA	0	1	0	0	0	0	0	1	0	0	0	0
				02026	Dedham	MA	1	0	0	0	0	0	0	1	0	0	0	0
				DCP1359	HD1	6000159067	Kleinfelder Northeast, Inc.	03801	Portsmouth	NH	1	0	0	0	0	1	0	0
01462	Lunenburg	MA	1					0	0	0	0	0	1	0	0	0		
01770	Sherborn	MA	1					0	0	0	0	0	1	0	0	0		
02066	Scituate	MA	1					0	0	0	0	0	0	1	0	0		
02067	Sharon	MA	0					1	0	0	0	0	1	0	0	0		
02072	Stoughton	MA	1					0	0	0	0	0	0	0	0	0		
02110	Boston	MA	1					0	0	0	0	0	0	1	0	0		
02111	Boston	MA	0					1	0	0	0	0	0	1	0	0		
02118	Boston	MA	1					0	0	0	0	0	0	1	0	0		
02120	Roxbury Crossing	MA	0					1	0	0	0	0	0	1	0	0		
02124	Dorchester Center	MA	0					1	0	0	0	0	1	0	0	0		
02140	Cambridge	MA	1					1	0	0	0	0	0	2	0	0		
02142	Cambridge	MA	0					1	0	0	0	0	0	1	0	0		
02145	Somerville	MA	1					0	0	0	0	0	0	1	0	0		
02176	Melrose	MA	1					0	0	0	0	0	0	1	0	0		
02188	Weymouth	MA	1	0	0	0	0	0	0	1	0	0						
02351	Abington	MA	0	1	0	0	0	0	0	1	0	0						
02410	Unknown	UN	1	0	0	0	0	0	0	1	0	0						
02472	Watertown	MA	1	0	0	0	0	0	0	1	0	0						
02474	Arlington	MA	2	0	0	0	0	0	0	2	0	0						
06071	Somers	CT	1	0	0	0	0	0	0	1	0	0						
06111	Newington	CT	1	0	0	0	0	0	0	1	0	0						
01532	Northborough	MA	1	0	0	0	0	0	0	1	0	0						
01721	Ashland	MA	0	1	1	0	0	0	0	0	0	0						
01887	Wilmington	MA	1	0	0	0	0	0	0	1	0	0						
02114	Boston	MA	1	0	0	0	0	0	0	1	0	0						
02116	Boston	MA	1	0	0	0	0	0	0	1	0	0						
02119	Roxbury	MA	1	0	0	0	0	0	0	1	0	0						
02126	Mattapan	MA	1	0	0	0	0	0	1	0	0	0						
02134	Allston	MA	1	0	0	0	0	0	0	1	0	0						
02138	Cambridge	MA	1	0	0	0	0	0	0	1	0	0						
02140	Cambridge	MA	0	1	0	0	0	0	0	1	0	0						
02169	Quincy	MA	1	0	0	0	0	0	0	1	0	0						
02176	Melrose	MA	1	0	0	0	0	0	0	1	0	0						
02184	Braintree	MA	1	0	0	0	0	0	0	1	0	0						
02301	Brockton	MA	0	1	0	0	0	0	0	1	0	0						
02302	Brockton	MA	0	1	0	0	0	0	0	1	0	0						

Project	Phase	CompID	Company Name	ZipCode	PrimaryCity	State	Male	Female	Asian	Black/African American/Cape Verdean	Caucasian	Hispanic	Native American/Eskimo/Aleut	Other	Minority - Other	
				02364	Kingston	MA	1	0	0	0	0	1	0	0	0	
				02445	Brookline	MA	0	1	0	0	0	1	0	0	0	0
				02453	Waltham	MA	0	1	0	0	0	1	0	0	0	0
				02460	Newtonville	MA	1	0	0	0	0	1	0	0	0	0
				02780	Taunton	MA	1	0	0	0	0	1	0	0	0	0
DCP1359	HD9	0000144243	SMRT	01719	Boxborough	MA	0	1	0	0	0	1	0	0	0	
				01810	Andover	MA	2	0	0	0	0	2	0	0	0	0
				01845	North Andover	MA	2	1	0	0	0	3	0	0	0	0
				01867	Reading	MA	1	0	0	0	0	1	0	0	0	0
				01880	Wakefield	MA	1	0	0	0	0	1	0	0	0	0
				01887	Wilmington	MA	0	1	0	0	0	1	0	0	0	0
				01970	Salem	MA	2	0	0	0	0	2	0	0	0	0
				02119	Roxbury	MA	0	1	0	0	0	1	0	0	0	0
				02144	Somerville	MA	0	1	0	0	0	1	0	0	0	0
				02149	Everett	MA	1	0	0	0	0	1	0	0	0	0
				02155	Medford	MA	1	0	0	0	0	1	0	0	0	0
				03036	Chester	NH	1	0	0	0	0	1	0	0	0	0
				03038	Derry	NH	2	0	0	0	0	2	0	0	0	0
				03458	Peterborough	NH	1	0	0	0	0	1	0	0	0	0
				03820	Dover	NH	1	0	0	0	0	1	0	0	0	0
				03903	Elliot	ME	1	0	0	0	0	1	0	0	0	0
				04005	Biddeford	ME	1	0	0	0	0	1	0	0	0	0
				04011	Brunswick	ME	1	0	0	0	0	1	0	0	0	0
				04021	Cumberland Center	ME	1	2	0	0	0	3	0	0	0	0
				04038	Gorham	ME	2	0	0	0	0	2	0	0	0	0
				04039	Gray	ME	0	1	0	0	0	1	0	0	0	0
				04042	Hollis Center	ME	0	1	0	0	0	1	0	0	0	0
				04043	Kennebunk	ME	0	1	0	0	0	1	0	0	0	0
				04046	Kennebunkport	ME	1	0	0	0	0	1	0	0	0	0
				04062	Windham	ME	1	0	0	0	0	1	0	0	0	0
				04071	Raymond	ME	1	0	0	0	0	1	0	0	0	0
				04074	Scarborough	ME	1	1	0	0	0	2	0	0	0	0
				04087	Waterboro	ME	1	0	0	0	0	1	0	0	0	0
				04096	Yarmouth	ME	1	1	0	0	0	2	0	0	0	0
				04097	North Yarmouth	ME	1	0	0	0	0	1	0	0	0	0
				04101	Portland	ME	2	1	0	0	0	3	0	0	0	0
				04103	Portland	ME	1	1	0	0	0	2	0	0	0	0
				04106	South Portland	ME	1	0	0	0	0	1	0	0	0	0
				04260	New Gloucester	ME	1	0	0	0	0	1	0	0	0	0
				04280	Sabattus	ME	1	0	0	0	0	1	0	0	0	0
DCP1418	HD2	0000458060	Consulting Engineering Services	06070	Simsbury	CT	1	0	0	0	0	1	0	0	0	
DCP1418	HD3	6000155847	Richard D. Kimball Company, Inc.	01007	Belchertown	MA	1	0	0	0	0	1	0	0	0	
				01035	Hadley	MA	1	0	0	0	0	1	0	0	0	0
				01060	Northampton	MA	1	0	1	0	0	0	0	0	0	0
				01108	Springfield	MA	0	1	0	0	0	1	0	0	0	0
				01237	Lanesboro	MA	1	0	0	0	0	1	0	0	0	0
				01467	Still River	MA	1	0	0	0	0	1	0	0	0	0
				01473	Westminster	MA	1	0	0	0	0	1	0	0	0	0
				01833	Georgetown	MA	1	0	0	0	0	1	0	0	0	0
				01841	Lawrence	MA	1	0	0	0	0	1	0	0	0	0
				01844	Methuen	MA	1	0	0	0	0	0	1	0	0	0



Project	Phase	CompID	Company Name	ZipCode	PrimaryCity	State	Male	Female	Asian	Black/African American/Cape Verdean	Caucasian	Hispanic	Native American/Eskimo/Aleut	Other	Minority - Other								
DOC1507	ST1	0000144243	SMRT	07876	Succasunna	NJ	1	0	0	0	0	1	0	0	0	0							
				01843	Lawrence	MA	0	1	0	0	0	0	0	1	0	0	0	0	0				
				04021	Cumberland Center	ME	1	1	0	0	0	0	0	2	0	0	0	0	0	0			
				04086	Topsham	ME	1	0	0	0	0	0	0	1	0	0	0	0	0	0			
				04087	Waterboro	ME	1	0	0	0	0	0	0	1	0	0	0	0	0	0			
				04274	Poland	ME	1	0	0	0	0	0	0	1	0	0	0	0	0	0			
				DYS1501	ST1	6000306123	Studio G Architects, Inc.	01880	Wakefield	MA	0	1	0	0	0	1	0	0	0	0	0		
								02118	Boston	MA	0	1	0	0	0	0	0	0	0	0	0	0	1
								02130	Jamaica Plain	MA	0	2	0	0	0	0	1	1	0	0	0	0	0
								01060	Northampton	MA	1	0	0	0	0	0	0	1	0	0	0	0	0
GCC1502	ST1	6000188987	Jones Whitsett Architects Inc.	01075	South Hadley	MA	0	1	0	0	0	1	0	0	0	0	0						
				01301	Greenfield	MA	0	1	0	0	0	0	1	0	0	0	0	0	0				
				01370	Shelburne Falls	MA	1	0	0	0	0	0	0	1	0	0	0	0	0	0			
				01803	Burlington	MA	0	1	0	0	0	0	0	1	0	0	0	0	0	0			
				02130	Jamaica Plain	MA	1	1	0	0	0	0	0	2	0	0	0	0	0	0			
				02138	Cambridge	MA	1	0	0	0	0	0	0	1	0	0	0	0	0	0			
				02141	Cambridge	MA	1	0	0	0	0	0	0	1	0	0	0	0	0	0			
				02143	Somerville	MA	1	0	0	0	0	0	0	1	0	0	0	0	0	0			
				02149	Everett	MA	0	1	0	0	0	0	0	1	0	0	0	0	0	0			
				02176	Melrose	MA	0	1	0	0	0	0	0	1	0	0	0	0	0	0			
MMA1501	HS1	6000163171	Perry Dean Rogers & Partners	02465	West Newton	MA	1	0	0	0	0	1	0	0	0	0	0						
				01913	Amesbury	MA	1	0	0	0	0	0	1	0	0	0	0	0	0				
				02115	Boston	MA	1	0	0	0	0	0	1	0	0	0	0	0	0				
				02118	Boston	MA	0	1	0	0	0	0	0	1	0	0	0	0	0	0			
				02135	Brighton	MA	0	1	1	0	0	0	0	0	0	0	0	0	0	0			
				02169	Quincy	MA	1	0	0	0	0	0	0	1	0	0	0	0	0	0			
				02472	Watertown	MA	0	1	0	0	0	0	0	1	0	0	0	0	0	0			
				01720	Acton	MA	1	0	0	0	0	0	0	1	0	0	0	0	0	0			
				01778	Wayland	MA	1	0	0	0	0	0	0	1	0	0	0	0	0	0			
				02113	Boston	MA	0	1	0	0	0	0	0	1	0	0	0	0	0	0			
NSC1102	DC1	6000162143	Shepley Bulfinch Richardson & Abbott, Inc.	02127	Boston	MA	0	1	0	0	0	1	0	0	0	0	0						
				02130	Jamaica Plain	MA	1	0	0	0	0	0	1	0	0	0	0	0	0				
				02138	Cambridge	MA	1	0	0	0	0	0	1	0	0	0	0	0	0				
				02139	Cambridge	MA	0	1	0	0	0	0	0	1	0	0	0	0	0				
				02144	Somerville	MA	1	0	0	0	0	0	0	1	0	0	0	0	0				
				02176	Melrose	MA	0	2	0	0	0	0	0	2	0	0	0	0	0				
				02332	Duxbury	MA	1	0	0	0	0	0	0	1	0	0	0	0	0				
				02446	Brookline	MA	1	0	0	0	0	0	0	1	0	0	0	0	0				
				02476	Arlington	MA	1	0	0	0	0	0	0	1	0	0	0	0	0				
				03820	Dover	NH	1	0	0	0	0	0	0	1	0	0	0	0	0	0			
RCC1201	DC1	0000550902	Chan Krieger NBBJ Limited Partnership	03904	Kittery	ME	0	1	0	0	0	1	0	0	0	0	0						
				02129	Charlestown	MA	1	0	0	0	0	0	1	0	0	0	0	0	0				
				02130	Jamaica Plain	MA	1	0	0	0	0	0	0	1	0	0	0	0	0				
				02138	Cambridge	MA	3	0	1	0	0	0	0	2	0	0	0	0	0				
				02139	Cambridge	MA	2	0	0	0	0	0	2	0	0	0	0	0	0				
				02141	Cambridge	MA	1	1	0	0	0	0	1	1	0	0	0	0	0				
				02144	Somerville	MA	0	1	0	0	0	0	0	0	0	0	0	0	1				
				02152	Winthrop	MA	0	1	0	0	0	0	0	1	0	0	0	0	0				
				02169	Quincy	MA	0	1	0	0	0	0	0	1	0	0	0	0	0				
				02189	East Weymouth	MA	2	0	0	0	0	0	0	1	1	0	0	0	0				
02446	Brookline	MA	0	1	1	0	0	0	0	0	0	0	0	0	0								



Project	Phase	CompID	Company Name	ZipCode	PrimaryCity	State	Male	Female	Asian	Black/African American/Cape Verdean	Caucasian	Hispanic	Native American/Eskimo/Aleut	Other	Minority - Other			
RCC1402	HS1	6000166478	Icon Architecture, Inc.	02474	Arlington	MA	1	0	0	0	0	1	0	0	0			
				02048	Mansfield	MA	1	0	0	0	0	0	0	1	0	0	0	
				02130	Jamaica Plain	MA	1	0	0	0	0	0	0	1	0	0	0	0
				01810	Andover	MA	1	0	0	0	0	0	0	1	0	0	0	0
				02155	Medford	MA	1	0	0	0	0	0	0	1	0	0	0	0
				04005	Biddeford	ME	1	0	0	0	0	0	0	1	0	0	0	0
				04021	Cumberland Center	ME	1	0	0	0	0	0	0	1	0	0	0	0
				04042	Hollis Center	ME	0	1	0	0	0	0	0	1	0	0	0	0
				04062	Windham	ME	1	0	0	0	0	0	0	1	0	0	0	0
				04071	Raymond	ME	1	0	0	0	0	0	0	1	0	0	0	0
SDN1250	HC1	0000144243	SMRT	04074	Scarborough	ME	0	2	0	0	2	0	0	0	0	0		
				04087	Waterboro	ME	1	0	0	0	0	0	1	0	0	0	0	
				04096	Yarmouth	ME	1	0	0	0	0	0	1	0	0	0	0	
				04106	South Portland	ME	0	1	0	0	0	0	0	1	0	0	0	
				04274	Poland	ME	1	0	0	0	0	0	0	1	0	0	0	
				01532	Northborough	MA	1	0	0	0	0	0	0	1	0	0	0	
				01887	Wilmington	MA	1	0	0	0	0	0	0	1	0	0	0	
				02050	Marshfield	MA	0	1	0	0	0	0	0	1	0	0	0	
				02114	Boston	MA	1	0	0	0	0	0	0	1	0	0	0	
				02116	Boston	MA	1	0	0	0	0	0	0	1	0	0	0	
SDW1501	ST1	6000214646	STV, Incorporated	02119	Roxbury	MA	2	0	0	0	2	0	0	0	0			
				02126	Mattapan	MA	1	0	0	0	0	1	0	0	0	0		
				02130	Jamaica Plain	MA	1	0	0	0	0	0	1	0	0	0		
				02134	Allston	MA	1	0	0	0	0	0	1	0	0	0		
				02138	Cambridge	MA	1	0	0	0	0	0	1	0	0	0		
				02140	Cambridge	MA	0	1	0	0	0	0	0	1	0	0		
				02169	Quincy	MA	1	0	0	0	0	0	0	1	0	0		
				02176	Melrose	MA	2	0	0	0	0	0	0	2	0	0		
				02188	Weymouth	MA	1	0	0	0	0	0	0	1	0	0		
				02190	South Weymouth	MA	1	0	0	0	0	0	0	1	0	0		
STC1402	DC1	0000119247	Ann Beha Architects, Inc.	02301	Brockton	MA	0	1	0	0	1	0	0	0	0			
				02302	Brockton	MA	0	1	0	0	0	0	1	0	0			
				02356	North Easton	MA	0	1	0	0	0	0	1	0	0			
				02445	Brookline	MA	0	1	0	0	0	0	1	0	0			
				02780	Taunton	MA	1	0	0	0	0	0	1	0	0			
				10026	New York	NY	1	0	0	0	0	0	0	1	0	0		
				10028	New York	NY	1	0	0	0	0	0	0	1	0	0		
				11225	Brooklyn	NY	1	0	0	0	0	0	0	1	0	0		
				11337	Unknown	UN	0	1	0	0	0	0	0	1	0	0		
				12037	Chatham	NY	1	0	0	0	0	0	0	1	0	0		
STC1402	DC1	0000119247	Ann Beha Architects, Inc.	01581	Westborough	MA	0	1	0	0	1	0	0	0	0			
				02108	Boston	MA	1	0	0	0	0	0	1	0	0			
				02114	Boston	MA	1	0	0	0	0	0	1	0	0			
				02115	Boston	MA	1	1	0	0	0	0	2	0	0			
				02116	Boston	MA	0	1	0	0	0	0	1	0	0			
				02130	Jamaica Plain	MA	1	0	0	0	0	0	1	0	0			
				02138	Cambridge	MA	0	1	0	0	0	0	1	0	0			
				02143	Somerville	MA	1	2	2	0	0	0	1	0	0			
				02145	Somerville	MA	0	1	0	0	0	0	1	0	0			
				02152	Winthrop	MA	1	0	0	0	0	0	1	0	0			
02215	Boston	MA	0	1	0	0	0	0	1	0	0							

Project	Phase	CompID	Company Name	ZipCode	PrimaryCity	State	Male	Female	Asian	Black/African American/Cape Verdean	Caucasian	Hispanic	Native American/Eskimo/Aleut	Other	Minority - Other
				02446	Brookline	MA	2	0	0	0	0	2	0	0	0
				02465	West Newton	MA	1	0	0	0	0	1	0	0	0
				02476	Arlington	MA	1	0	1	0	0	0	0	0	0
				02760	North Attleboro	MA	1	0	0	0	0	1	0	0	0
UIMA1201	DC1	0000419367	Wilson Architects, Inc.	01772	Southborough	MA	2	0	0	0	2	0	0	0	0
				01810	Andover	MA	1	0	0	0	0	0	0	0	1
				01901	Lynn	MA	1	0	0	0	0	1	0	0	0
				01923	Danvers	MA	1	0	0	0	1	0	0	0	0
				01945	Marblehead	MA	1	1	0	0	2	0	0	0	0
				01950	Newburyport	MA	1	0	0	0	1	0	0	0	0
				01960	Peabody	MA	1	0	1	0	0	0	0	0	0
				02090	Westwood	MA	1	0	0	0	1	0	0	0	0
				02093	Wrentham	MA	1	0	0	0	1	0	0	0	0
				02113	Boston	MA	1	1	0	0	1	0	0	0	1
				02116	Boston	MA	0	1	0	0	1	0	0	0	0
				02118	Boston	MA	1	0	0	0	1	0	0	0	0
				02127	Boston	MA	1	0	0	0	0	0	0	0	1
				02130	Jamaica Plain	MA	1	1	0	0	1	0	0	0	1
				02135	Brighton	MA	1	0	0	0	1	0	0	0	0
				02139	Cambridge	MA	2	1	0	0	3	0	0	0	0
				02141	Cambridge	MA	1	0	0	0	1	0	0	0	0
				02143	Somerville	MA	0	2	0	0	1	1	0	0	0
				02152	Winthrop	MA	2	0	0	0	2	0	0	0	0
				02169	Quincy	MA	0	1	0	0	0	1	0	0	0
				02180	Stoneham	MA	1	0	0	0	1	0	0	0	0
				02341	Hanson	MA	0	1	0	0	1	0	0	0	0
				02445	Brookline	MA	2	0	0	0	1	1	0	0	0
				02472	Watertown	MA	0	1	0	0	1	0	0	0	0
				02474	Arlington	MA	2	0	0	0	2	0	0	0	0
				02476	Arlington	MA	1	0	0	0	1	0	0	0	0
				02481	Wellesley Hills	MA	1	0	0	0	1	0	0	0	0
				63112	Saint Louis	MO	0	1	1	0	0	0	0	0	0
UMB1502	ST1	6000158366	Sasaki Associates, Inc.	01701	Framingham	MA	0	1	0	0	1	0	0	0	0
				01752	Marlborough	MA	0	1	0	0	1	0	0	0	0
				01778	Wayland	MA	1	0	0	0	1	0	0	0	0
				02135	Brighton	MA	0	1	1	0	0	0	0	0	0
				02138	Cambridge	MA	0	2	1	0	0	1	0	0	0
				02139	Cambridge	MA	2	0	1	0	1	0	0	0	0
				02140	Cambridge	MA	0	1	0	0	1	0	0	0	0
				02143	Somerville	MA	1	0	0	0	1	0	0	0	0
				02188	Weymouth	MA	1	0	0	0	1	0	0	0	0
				02446	Brookline	MA	1	0	0	0	1	0	0	0	0
				02472	Watertown	MA	3	2	1	0	4	0	0	0	0
				02476	Arlington	MA	1	0	0	0	1	0	0	0	0
				02904	Providence	RI	0	1	1	0	0	0	0	0	0
				96744	Kaneohe	HI	0	1	0	0	1	0	0	0	0
UMD1402	ST1	6000167742	Ellenzweig Associates, Inc.	01754	Maynard	MA	1	0	0	0	1	0	0	0	0
				01801	Woburn	MA	0	1	0	0	1	0	0	0	0
				01830	Haverhill	MA	1	0	0	0	1	0	0	0	0
				02113	Boston	MA	2	0	0	0	1	0	0	0	1
				02116	Boston	MA	1	0	0	0	1	0	0	0	0

Project	Phase	CompID	Company Name	ZipCode	PrimaryCity	State	Male	Female	Asian	Black/African American/Cape Verdean	Caucasian	Hispanic	Native American/Eskimo/Aleut	Other	Minority - Other
				02118	Boston	MA	1	0	0	0	1	0	0	0	0
				02130	Jamaica Plain	MA	1	0	0	0	1	0	0	0	0
				02138	Cambridge	MA	0	1	0	0	1	0	0	0	0
				02139	Cambridge	MA	1	0	0	0	1	0	0	0	0
				02140	Cambridge	MA	0	1	0	0	1	0	0	0	0
				02186	Milton	MA	0	1	0	0	1	0	0	0	0
				02329	Unknown	MA	1	0	0	0	1	0	0	0	0
				02339	Hanover	MA	1	0	0	0	1	0	0	0	0
				02474	Arlington	MA	0	1	0	0	1	0	0	0	0
				02475	Arlington Heights	MA	0	1	0	0	1	0	0	0	0
UML1401	ST1	0000748411	Perkins & Will	02066	Scituate	MA	2	0	0	0	2	0	0	0	0
				02066	Scituate	MA	2	0	0	0	2	0	0	0	0
UML1501	ST1	6000159122	Goody Clancy & Associates	01951	Newbury	MA	1	0	0	0	1	0	0	0	0
				02143	Somerville	MA	1	0	0	0	1	0	0	0	0
				02178	Belmont	Ma	1	0	0	0	1	0	0	0	0
				02186	Milton	MA	1	0	0	0	1	0	0	0	0
				02445	Brookline	MA	1	0	0	0	1	0	0	0	0
				02446	Brookline	MA	1	1	1	1	1	0	0	0	0
WSC1201	DC1	6000159270	Cambridge Seven Associates, Inc.	01890	Winchester	MA	0	1	0	0	1	0	0	0	0
				01984	Wenham	MA	1	0	0	0	1	0	0	0	0
				02111	Boston	MA	1	0	0	0	1	0	0	0	0
				02130	Jamaica Plain	MA	0	1	0	0	0	1	0	0	0
				02138	Cambridge	MA	1	0	0	0	1	0	0	0	0
				02139	Cambridge	MA	1	1	0	0	1	1	1	0	0
				02155	Medford	MA	0	1	0	0	1	0	0	0	0
Total:							295	155	25	10	391	11	0	0	13

Report No. 3

Construction Zip Code Detail Report



State	City/Town	Zip Code	Total Hours
<i>Unknown</i>	<i>Unknown</i>	<i>UN</i>	3,407
AZ	Tempe	85281	10
CT	Amston	06231	16
CT	Andover	06232	538
CT	Ansonia	06401	155
CT	Baltic	06330	24
CT	Beacon Falls	06403	8
CT	Berlin	06037	16
CT	Branford	06405	64
CT	Bristol	06010	1,311
CT	Broad Brook	06016	64
CT	Brooklyn	06234	354
CT	Burlington	06013	43
CT	Canton	06019	66
CT	Colchester	06415	1,276
CT	Columbia	06237	348
CT	Coventry	06238	85
CT	Danielson	06239	901
CT	Dayville	06241	823
CT	East Haddam	06423	96
CT	East Hampton	06424	142
CT	East Hartford	06108	522
CT	East Hartford	06118	54
CT	East Windsor Hill	06028	96
CT	Ellington	06029	518
CT	Enfield	06082	2,306
CT	Fabyan	06245	16
CT	Guilford	06437	16
CT	Hamden	06514	143
CT	Hamden	06517	8
CT	Hartford	06106	262
CT	Hartford	06112	681
CT	Hebron	06248	37
CT	Jewett City	06351	174
CT	Manchester	06040	394
CT	Meriden	06450	244
CT	Meriden	06451	216
CT	Middlefield	06455	16
CT	Middletown	06457	1,042
CT	Moosup	06354	2,269
CT	Mystic	06355	80
CT	Naugatuck	06770	49
CT	New Haven	06511	16
CT	New Haven	06513	402
CT	New Haven	06519	218
CT	New Preston Marble Dale	06777	8



State	City/Town	Zip Code	Total Hours
CT	Newington	06111	12
CT	North Grosvenordale	06255	1,268
CT	North Haven	06473	315
CT	Norwich	06360	16
CT	Plainfield	06374	1,020
CT	Plainville	06062	833
CT	Plantsville	06479	64
CT	Pomfret Center	06259	2,634
CT	Portland	06480	64
CT	Putnam	06260	785
CT	Rocky Hill	06067	92
CT	Salem	06420	200
CT	Sandy Hook	06482	8
CT	Seymour	06483	448
CT	Simsbury	06070	64
CT	Somers	06071	156
CT	South Windsor	06074	171
CT	Southington	06489	57
CT	Stafford Springs	06076	43
CT	Sterling	06377	8
CT	Suffield	06078	33
CT	Thompson	06277	697
CT	Torrington	06790	768
CT	Trumbull	06611	469
CT	Vernon Rockville	06066	912
CT	Wallingford	06492	96
CT	Waterbury	06704	277
CT	Waterbury	06705	16
CT	Waterbury	06706	38
CT	Waterbury	06710	30
CT	West Haven	06516	112
CT	West Suffield	06093	940
CT	Willington	06279	25
CT	Windsor	06095	166
CT	Windsor Locks	06096	2,259
CT	Woodstock	06281	765
FL	Fort Lauderdale	33314	24
MA	Abington	02351	1,575
MA	Acton	01720	2
MA	Acushnet	02743	4,291
MA	Adams	01220	12,921
MA	Agawam	01001	2,006
MA	Allston	02134	320
MA	Amesbury	01913	1,403
MA	Amherst	01002	399
MA	Andover	01810	234



State	City/Town	Zip Code	Total Hours
MA	Arlington	02474	2,232
MA	Arlington	02476	57
MA	Ashburnham	01430	1,381
MA	Ashby	01431	52
MA	Ashfield	01330	614
MA	Ashland	01721	113
MA	Assonet	02702	1,634
MA	Athol	01331	1,692
MA	Attleboro	02703	2,107
MA	Attleboro Falls	02763	178
MA	Auburn	01501	4,179
MA	Avon	02322	737
MA	Ayer	01432	711
MA	Baldwinville	01436	1,042
MA	Barre	01005	1,654
MA	Becket	01223	169
MA	Bedford	01730	128
MA	Belchertown	01007	3,817
MA	Bellingham	02019	1,680
MA	Belmont	02478	138
MA	Berkley	02779	1,241
MA	Berlin	01503	999
MA	Bernardston	01337	3
MA	Beverly	01915	161
MA	Billerica	01821	5,698
MA	Blackstone	01504	667
MA	Blandford	01008	1,658
MA	Bolton	01740	34
MA	Bondsville	01009	31
MA	Boston	02108	472
MA	Boston	02113	80
MA	Boston	02114	212
MA	Boston	02115	27
MA	Boston	02127	466
MA	Boston	02128	891
MA	Boston	02203	15
MA	Boxford	01921	291
MA	Braintree	02184	1,870
MA	Brant Rock	02020	452
MA	Brewster	02631	46
MA	Bridgewater	02324	3,201
MA	Brighton	02135	206
MA	Brimfield	01010	959
MA	Brockton	02301	1,120
MA	Brockton	02302	2,097
MA	Brookfield	01506	840



State	City/Town	Zip Code	Total Hours
MA	Buckland	01338	4
MA	Burlington	01803	482
MA	Buzzards Bay	02532	130
MA	Byfield	01922	82
MA	Cambridge	02138	46
MA	Cambridge	02139	430
MA	Cambridge	02140	280
MA	Canton	02021	2,590
MA	Carlisle	01741	45
MA	Carver	02330	86
MA	Centerville	02632	144
MA	Charlemont	01339	772
MA	Charlestown	02129	352
MA	Charlton	01507	3,645
MA	Charlton City	01508	1,011
MA	Chelmsford	01824	2,285
MA	Chelsea	02150	2,008
MA	Cherry Valley	01611	510
MA	Cheshire	01225	1,823
MA	Chester	01011	32
MA	Chesterfield	01012	890
MA	Chicopee	01013	5,295
MA	Chicopee	01020	9,134
MA	Chicopee	01022	606
MA	Clinton	01510	2,225
MA	Cohasset	02025	10
MA	Colrain	01340	134
MA	Conway	01341	8
MA	Dalton	01226	823
MA	Danvers	01923	1,210
MA	Dedham	02026	2,789
MA	Dighton	02715	106
MA	Dorchester	02121	50
MA	Dorchester	02122	1,481
MA	Dorchester	02125	960
MA	Dorchester Center	02124	2,302
MA	Douglas	01516	2,052
MA	Dracut	01826	6,128
MA	Drury	01343	886
MA	Dudley	01571	1,617
MA	Duxbury	02331	152
MA	Duxbury	02332	296
MA	East Bridgewater	02333	1,844
MA	East Brookfield	01515	1,539
MA	East Falmouth	02536	220
MA	East Freetown	02717	1,498



State	City/Town	Zip Code	Total Hours
MA	East Longmeadow	01028	879
MA	East Sandwich	02537	276
MA	East Taunton	02718	1,689
MA	East Walpole	02032	144
MA	East Wareham	02538	152
MA	East Weymouth	02189	815
MA	Easthampton	01027	5,707
MA	Erving	01344	88
MA	Everett	02149	2,401
MA	Fairhaven	02719	1,921
MA	Fall River	02720	5,492
MA	Fall River	02721	4,732
MA	Fall River	02723	1,975
MA	Fall River	02724	2,458
MA	Fayville	01745	293
MA	Feeding Hills	01030	2,312
MA	Fiskdale	01518	30
MA	Fitchburg	01420	5,077
MA	Florence	01062	871
MA	Foxboro	02035	309
MA	Framingham	01701	1,651
MA	Framingham	01702	670
MA	Franklin	02038	3,264
MA	Gardner	01440	3,778
MA	Georgetown	01833	1,031
MA	Gilbertville	01031	854
MA	Gill	01354	64
MA	Glendale	01229	271
MA	Gloucester	01930	1,159
MA	Grafton	01519	354
MA	Granby	01033	1,284
MA	Granville	01034	1,440
MA	Greenfield	01301	2,251
MA	Groveland	01834	652
MA	Hadley	01035	2,060
MA	Halifax	02338	240
MA	Hampden	01036	5,279
MA	Hanover	02339	868
MA	Hanson	02341	3,303
MA	Hardwick	01037	136
MA	Harwich	02645	30
MA	Hatfield	01038	156
MA	Haverhill	01830	1,910
MA	Haverhill	01832	1,467
MA	Haverhill	01835	701
MA	Heath	01346	36



State	City/Town	Zip Code	Total Hours
MA	Hingham	02043	375
MA	Hinsdale	01235	555
MA	Holbrook	02343	1,446
MA	Holden	01520	729
MA	Holland	01521	2,562
MA	Holliston	01746	1,261
MA	Holyoke	01040	8,538
MA	Holyoke	01041	272
MA	Hopkinton	01748	492
MA	Hubbardston	01452	2,464
MA	Hudson	01749	5,031
MA	Hull	02045	627
MA	Huntington	01050	718
MA	Hyde Park	02136	1,687
MA	Indian Orchard	01151	1,510
MA	Ipswich	01938	2,248
MA	Kingston	02364	740
MA	Lakeville	02347	133
MA	Lancaster	01523	971
MA	Lanesboro	01237	102
MA	Lawrence	01840	24
MA	Lawrence	01841	10,918
MA	Lawrence	01842	387
MA	Lawrence	01843	1,845
MA	Lee	01238	128
MA	Leeds	01053	296
MA	Leicester	01524	3,125
MA	Leominster	01453	7,305
MA	Leverett	01054	1,045
MA	Linwood	01525	128
MA	Littleton	01460	559
MA	Longmeadow	01106	657
MA	Lowell	01850	625
MA	Lowell	01851	2,592
MA	Lowell	01852	616
MA	Lowell	01854	452
MA	Ludlow	01056	8,553
MA	Lunenburg	01462	355
MA	Lynn	01902	2,296
MA	Lynn	01904	1,185
MA	Lynn	01905	3,600
MA	Lynnfield	01940	2,076
MA	Malden	02148	2,774
MA	Mansfield	02048	1,360
MA	Marion	02738	10
MA	Marlborough	01752	1,992



State	City/Town	Zip Code	Total Hours
MA	Marshfield	02050	606
MA	Marshfield Hills	02051	250
MA	Mashpee	02649	12
MA	Mattapan	02126	681
MA	Maynard	01754	918
MA	Medfield	02052	56
MA	Medford	02155	3,768
MA	Medway	02053	912
MA	Melrose	02176	230
MA	Mendon	01756	372
MA	Merrimac	01860	1,307
MA	Methuen	01844	9,900
MA	Middleboro	02346	463
MA	Middleton	01949	24
MA	Milford	01757	1,861
MA	Millbury	01527	4,057
MA	Millers Falls	01349	385
MA	Millis	02054	519
MA	Millville	01529	576
MA	Milton	02186	2,373
MA	Milton Village	02187	16
MA	Monson	01057	3,459
MA	Montague	01351	55
MA	Nahant	01908	499
MA	Natick	01760	973
MA	New Bedford	02740	14,511
MA	New Bedford	02742	44
MA	New Bedford	02744	1,475
MA	New Bedford	02745	5,581
MA	New Bedford	02746	10,597
MA	New Braintree	01531	1,264
MA	Newbury	01951	10
MA	Newton	02458	184
MA	Newton Center	02459	3,202
MA	Norfolk	02056	678
MA	North Adams	01247	8,144
MA	North Andover	01845	207
MA	North Attleboro	02760	3,357
MA	North Billerica	01862	306
MA	North Brookfield	01535	2,933
MA	North Chelmsford	01863	280
MA	North Dartmouth	02747	4,042
MA	North Dighton	02764	168
MA	North Easton	02356	1,170
MA	North Easton	02357	3
MA	North Grafton	01536	1,842



State	City/Town	Zip Code	Total Hours
MA	North Oxford	01537	303
MA	North Reading	01864	491
MA	North Uxbridge	01538	10
MA	North Weymouth	02191	432
MA	Northampton	01060	1,894
MA	Northborough	01532	305
MA	Northbridge	01534	689
MA	Northfield	01360	343
MA	Norton	02766	597
MA	Norwell	02061	24
MA	Norwood	02062	1,376
MA	Nutting Lake	01865	32
MA	Oakham	01068	2,013
MA	Orange	01364	208
MA	Osterville	02655	184
MA	Oxford	01540	1,523
MA	Palmer	01069	3,558
MA	Paxton	01612	433
MA	Peabody	01960	4,100
MA	Pembroke	02359	2,511
MA	Pepperell	01463	1,006
MA	Petersham	01366	1,363
MA	Pittsfield	01201	9,878
MA	Plainfield	01070	464
MA	Plainville	02762	44
MA	Plymouth	02360	6,639
MA	Plympton	02367	461
MA	Princeton	01541	374
MA	Quincy	02169	6,292
MA	Quincy	02170	317
MA	Quincy	02171	102
MA	Randolph	02368	2,269
MA	Raynham	02767	869
MA	Reading	01867	1,114
MA	Rehoboth	02769	363
MA	Revere	02151	4,746
MA	Rochdale	01542	198
MA	Rochester	02770	162
MA	Rockland	02370	152
MA	Roslindale	02131	384
MA	Rowley	01969	97
MA	Roxbury	02119	24
MA	Russell	01071	3,418
MA	Rutland	01543	1,805
MA	Sagamore Beach	02562	223
MA	Salem	01970	3,314



State	City/Town	Zip Code	Total Hours
MA	Salisbury	01952	934
MA	Sandwich	02563	1,102
MA	Saugus	01906	3,790
MA	Savoy	01256	722
MA	Scituate	02066	1,022
MA	Seekonk	02771	5,831
MA	Sheffield	01257	481
MA	Shelburne Falls	01370	496
MA	Shirley	01464	50
MA	Shrewsbury	01545	852
MA	Somerset	02725	128
MA	Somerset	02726	4,102
MA	Somerville	02143	143
MA	Somerville	02144	104
MA	Somerville	02145	972
MA	South Dartmouth	02748	4,272
MA	South Deerfield	01373	3
MA	South Dennis	02660	80
MA	South Easton	02375	533
MA	South Grafton	01560	809
MA	South Hadley	01075	1,852
MA	South Weymouth	02190	2,203
MA	Southampton	01073	522
MA	Southborough	01772	688
MA	Southbridge	01550	6,066
MA	Southwick	01077	140
MA	Spencer	01562	5,692
MA	Springfield	01101	55
MA	Springfield	01103	8
MA	Springfield	01104	2,466
MA	Springfield	01105	351
MA	Springfield	01107	569
MA	Springfield	01108	4,946
MA	Springfield	01109	3,238
MA	Springfield	01118	1,293
MA	Springfield	01119	2,297
MA	Springfield	01128	1,320
MA	Springfield	01129	2,622
MA	Springfield	01138	1
MA	Sterling	01564	1,044
MA	Stoneham	02180	1,488
MA	Stoughton	02072	720
MA	Sturbridge	01566	471
MA	Sudbury	01776	1,871
MA	Sunderland	01375	114
MA	Sutton	01590	950



State	City/Town	Zip Code	Total Hours
MA	Swampscott	01907	2,543
MA	Swansea	02777	3,474
MA	Taunton	02780	4,642
MA	Templeton	01468	56
MA	Tewksbury	01876	6,026
MA	Thorndike	01079	449
MA	Three Rivers	01080	665
MA	Topsfield	01983	287
MA	Townsend	01469	644
MA	Turners Falls	01376	525
MA	Tyngsboro	01879	1,005
MA	Upton	01568	376
MA	Uxbridge	01569	2,715
MA	Wakefield	01880	2,743
MA	Wales	01081	2,774
MA	Walpole	02081	164
MA	Waltham	02451	466
MA	Waltham	02453	160
MA	Ware	01082	2,236
MA	Wareham	02571	864
MA	Warren	01083	1,082
MA	Warwick	01378	47
MA	Watertown	02472	1,024
MA	Webster	01570	3,548
MA	Wellesley	02482	80
MA	Wendell	01379	109
MA	Wenham	01984	112
MA	West Boylston	01583	544
MA	West Bridgewater	02379	266
MA	West Brookfield	01585	3,720
MA	West Newbury	01985	16
MA	West Newton	02465	328
MA	West Roxbury	02132	523
MA	West Springfield	01089	5,729
MA	West Townsend	01474	72
MA	West Warren	01092	1,638
MA	West Yarmouth	02673	4
MA	Westborough	01581	32
MA	Westborough	01582	8
MA	Westfield	01085	10,997
MA	Westfield	01086	571
MA	Westford	01886	216
MA	Westminster	01473	3,193
MA	Weston	02493	8
MA	Westport	02790	3,793
MA	Westwood	02090	50



State	City/Town	Zip Code	Total Hours
MA	Weymouth	02188	2,718
MA	Wheelwright	01094	302
MA	Whitinsville	01588	2,242
MA	Whitman	02382	469
MA	Wilbraham	01095	2,479
MA	Williamsburg	01096	1,104
MA	Williamstown	01267	309
MA	Wilmington	01887	428
MA	Winchendon	01475	3,487
MA	Windsor	01270	128
MA	Winthrop	02152	1,860
MA	Woburn	01801	5,074
MA	Worcester	01601	331
MA	Worcester	01602	1,239
MA	Worcester	01603	1,617
MA	Worcester	01604	8,183
MA	Worcester	01605	4,606
MA	Worcester	01606	2,923
MA	Worcester	01607	2,615
MA	Worcester	01608	371
MA	Worcester	01609	4,190
MA	Worcester	01610	594
MA	Worthington	01098	760
MA	Wrentham	02093	2,358
MD	Edgewood	21040	10
MD	Frederick	21701	24
MD	Hyattsville	20784	8
ME	Berwick	03901	455
ME	Biddeford	04005	309
ME	Eliot	03903	200
ME	Kennebunkport	04046	152
ME	Kittery	03904	89
ME	Lebanon	04027	216
ME	New Gloucester	04260	257
ME	Oxford	04270	152
ME	Portland	04103	312
ME	South Berwick	03908	402
ME	Waterboro	04087	40
ME	York	03909	102
NH	Andover	03216	50
NH	Atkinson	03811	1,005
NH	Auburn	03032	5
NH	Bedford	03110	200
NH	Berlin	03570	88
NH	Bow	03304	6
NH	Bradford	03221	376



State	City/Town	Zip Code	Total Hours
NH	Brookline	03033	82
NH	Center Barnstead	03225	6
NH	Center Harbor	03226	544
NH	Center Ossipee	03814	118
NH	Concord	03301	311
NH	Contoocook	03229	8
NH	Danville	03819	995
NH	Deerfield	03037	30
NH	Derry	03038	4,514
NH	Dover	03820	2,124
NH	Dunbarton	03046	462
NH	Durham	03824	24
NH	East Hampstead	03826	1,137
NH	Epping	03042	436
NH	Exeter	03833	903
NH	Farmington	03835	28
NH	Fitzwilliam	03447	883
NH	Francestown	03043	1,737
NH	Franklin	03235	56
NH	Fremont	03044	8
NH	Gilford	03249	29
NH	Gilmanton Iron Works	03837	498
NH	Goffstown	03045	762
NH	Gorham	03581	312
NH	Hampstead	03841	195
NH	Hampton	03842	1,154
NH	Hampton	03843	62
NH	Hampton Falls	03844	209
NH	Hollis	03049	107
NH	Hooksett	03106	2,210
NH	Hudson	03051	4,228
NH	Jaffrey	03452	804
NH	Kingston	03848	353
NH	Litchfield	03052	572
NH	Londonderry	03053	1,100
NH	Loudon	03307	334
NH	Madison	03849	56
NH	Manchester	03101	314
NH	Manchester	03102	727
NH	Manchester	03103	1,319
NH	Manchester	03104	990
NH	Manchester	03109	224
NH	Meredith	03253	132
NH	Merrimack	03054	80
NH	Milford	03055	344
NH	Milton	03851	417



State	City/Town	Zip Code	Total Hours
NH	Nashua	03060	3,035
NH	Nashua	03062	436
NH	Nashua	03063	1,930
NH	Nashua	03064	1,739
NH	New Boston	03070	1,754
NH	New Durham	03855	8
NH	New Ipswich	03071	70
NH	Newmarket	03857	798
NH	Newton	03858	102
NH	North Salem	03073	14
NH	Northwood	03261	24
NH	Nottingham	03290	90
NH	Pelham	03076	1,537
NH	Peterborough	03458	81
NH	Pittsfield	03263	524
NH	Plaistow	03865	1,696
NH	Portsmouth	03801	359
NH	Raymond	03077	975
NH	Rindge	03461	2,262
NH	Rochester	03866	312
NH	Rochester	03867	2,159
NH	Rochester	03868	440
NH	Rye	03870	25
NH	Salem	03079	3,729
NH	Sanbornville	03872	153
NH	Sandown	03873	201
NH	Seabrook	03874	147
NH	Somersworth	03878	1,235
NH	Stratham	03885	76
NH	Suncook	03275	304
NH	Tilton	03276	813
NH	Union	03887	1,178
NH	Warner	03278	45
NH	Weare	03281	61
NH	Winchester	03470	777
NH	Windham	03087	416
NY	Baldwinsville	13027	66
NY	Brentwood	11717	561
NY	Corona	11368	69
NY	Glens Falls	12801	28
NY	Greenwich	12834	164
NY	Hempstead	11550	61
NY	Jackson Heights	11372	109
NY	Johnsonville	12094	152
NY	Moravia	13118	498
NY	Schenectady	12309	7



State	City/Town	Zip Code	Total Hours
NY	Stephentown	12168	6
RI	Barrington	02806	31
RI	Bristol	02809	854
RI	Central Falls	02863	450
RI	Chepachet	02814	374
RI	Coventry	02816	710
RI	Cranston	02910	204
RI	Cranston	02920	912
RI	Cumberland	02864	4,449
RI	East Greenwich	02818	272
RI	East Providence	02914	5,044
RI	Exeter	02822	1,162
RI	Forestdale	02824	6
RI	Foster	02825	112
RI	Glendale	02826	40
RI	Greenville	02828	2,000
RI	Harrisville	02830	546
RI	Hope Valley	02832	250
RI	Johnston	02919	1,584
RI	Lincoln	02865	2,235
RI	North Kingstown	02852	55
RI	North Providence	02911	998
RI	North Scituate	02857	142
RI	North Smithfield	02896	1,158
RI	Oakland	02858	56
RI	Pascoag	02859	3,142
RI	Pawtucket	02860	673
RI	Pawtucket	02861	853
RI	Portsmouth	02871	1,403
RI	Providence	02903	8
RI	Providence	02904	1,937
RI	Providence	02907	864
RI	Providence	02908	681
RI	Providence	02909	748
RI	Providence	02918	50
RI	Providence	02940	154
RI	Riverside	02915	812
RI	Rumford	02916	138
RI	Saunderstown	02874	290
RI	Smithfield	02917	449
RI	Tiverton	02878	590
RI	Wakefield	02879	808
RI	Warwick	02886	316
RI	Warwick	02888	400
RI	Warwick	02889	4,039
RI	West Greenwich	02817	163



State	City/Town	Zip Code	Total Hours
RI	West Kingston	02892	584
RI	West Warwick	02893	1,412
RI	Westerly	02891	88
RI	Wood River Junction	02894	997
RI	Woonsocket	02895	9,474
SC	Anderson	29621	77
VT	Barre	05641	10
VT	Bennington	05201	270
VT	Brattleboro	05301	473
VT	Chelsea	05038	31
VT	East Barre	05649	6
VT	Enosburg Falls	05450	186
VT	Hyde Park	05655	201
VT	Jacksonville	05342	40
VT	Manchester Center	05255	72
VT	Northfield	05663	6
VT	Pownal	05261	4
VT	Readsboro	05350	138
VT	Rochester	05767	94
VT	Roxbury	05669	4
VT	Rutland	05701	345
VT	Shaftsbury	05262	245
VT	South Hero	05486	82
VT	Stamford	05352	11
WI	Sturtevant	53177	186
Grand Total			804,046

Report No. 4

Design Zip Code Detail Report



State	City/Zip Code	Total
CA		1
	San Francisco	1
	94133	1
CT		3
	Newington	1
	06111	1
	Simsbury	1
	06070	1
	Somers	1
	06071	1
HI		1
	Kaneohe	1
	96744	1
IL		1
	Berwyn	1
	60402	1
MA		321
	Abington	1
	02351	1
	Acton	2
	01720	2
	Allston	2
	02134	2
	Amesbury	1
	01913	1
	Andover	5
	01810	5
	Arlington	9
	02474	5
	02476	4
	Arlington Heights	1
	02475	1
	Ashland	1
	01721	1
	Belchertown	1
	01007	1
	Belmont	1
	02178	1
	Billerica	1
	01821	1
	Bolton	1
	01740	1
	Boston	37
	02108	2
	02110	1
	02111	2



	02113	4
	02114	7
	02115	4
	02116	6
	02118	5
	02127	5
	02215	1
	Boxborough	1
	01719	1
	Braintree	1
	02184	1
	Brighton	5
	02135	5
	Brockton	4
	02301	2
	02302	2
	Brookline	14
	02246	1
	02445	6
	02446	7
	Burlington	3
	01803	3
	Cambridge	35
	02138	12
	02139	10
	02140	6
	02141	6
	02142	1
	Charlestown	3
	02129	3
	Chelmsford	2
	01824	2
	Danvers	2
	01923	2
	Dedham	2
	02026	2
	Dorchester	1
	02125	1
	Dorchester Center	1
	02124	1
	Dunstable	1
	01827	1
	Duxbury	2
	02332	2
	East Weymouth	3
	02189	3
	Everett	2



	02149	2
	Framingham	1
	01701	1
	Georgetown	2
	01833	2
	Gloucester	1
	01930	1
	Greenfield	1
	01301	1
	Hadley	1
	01035	1
	Hanover	1
	02339	1
	Hanson	1
	02341	1
	Haverhill	1
	01830	1
	Hull	2
	02045	2
	Ipswich	1
	01938	1
	Jamaica Plain	13
	02130	13
	Kingston	1
	02364	1
	Lanesboro	1
	01237	1
	Lawrence	2
	01841	1
	01843	1
	Lexington	1
	02420	1
	Lincoln	1
	01773	1
	Longmeadow	1
	01106	1
	Lowell	1
	01850	1
	Lunenburg	1
	01462	1
	Lynn	2
	01901	1
	01905	1
	Mansfield	2
	02048	2
	Marblehead	1
	01945	1



	Marlborough	2
	01752	2
	Marshfield	1
	02050	1
	Mattapan	2
	02126	2
	Maynard	1
	01754	1
	Medford	5
	02155	5
	Melrose	7
	02176	7
	Methuen	3
	01844	3
	Milton	3
	02186	3
	Natick	1
	01760	1
	Newbury	2
	01951	2
	Newburyport	1
	01950	1
	Newton	1
	02458	1
	Newtonville	1
	02460	1
	North Andover	2
	01845	2
	North Attleboro	1
	02760	1
	North Billerica	1
	01862	1
	North Easton	1
	02356	1
	Northampton	2
	01060	2
	Northborough	2
	01532	2
	Peabody	1
	01960	1
	Quincy	6
	02169	5
	02170	1
	Reading	3
	01867	3
	Roslindale	1
	02131	1



	Roxbury	3
	02119	3
	Roxbury Crossing	2
	02120	2
	Salem	1
	01970	1
	Scituate	4
	02066	4
	Sharon	2
	02067	2
	Shelburne Falls	1
	01370	1
	Sherborn	1
	01770	1
	Somerville	16
	02143	5
	02144	7
	02145	4
	South Hadley	1
	01075	1
	South Weymouth	1
	02190	1
	Southborough	1
	01772	1
	Springfield	1
	01108	1
	Still River	1
	01467	1
	Stoneham	2
	02180	2
	Stoughton	1
	02072	1
	Sudbury	1
	01776	1
	Taunton	2
	02780	2
	Tewksbury	1
	01876	1
	Unknown	1
	02329	1
	Wakefield	2
	01880	2
	Waltham	5
	02451	1
	02452	1
	02453	3
	Watertown	7



	02472	7
	Wayland	2
	01778	2
	Webster	1
	01570	1
	Wellesley	1
	02482	1
	Wellesley Hills	1
	02481	1
	Wenham	1
	01984	1
	West Newton	2
	02465	2
	Westborough	1
	01581	1
	Westford	2
	01886	2
	Westminster	1
	01473	1
	Westwood	1
	02090	1
	Weymouth	3
	02188	3
	Wilmington	4
	01887	4
	Winchester	2
	01890	2
	Winthrop	5
	02152	5
	Woburn	1
	01801	1
	Worcester	1
	01606	1
	Wrentham	1
	02093	1
ME		35
	Biddeford	2
	04005	2
	Brunswick	1
	04011	1
	Cumberland Center	3
	04021	3
	Eliot	1
	03903	1
	Gorham	1
	04038	1
	Gray	1



	04039	1
	Hollis Center	2
	04042	2
	Kennebunk	1
	04043	1
	Kennebunkport	1
	04046	1
	Kittery	1
	03904	1
	New Gloucester	1
	04260	1
	North Yarmouth	1
	04097	1
	Poland	2
	04274	2
	Portland	2
	04101	1
	04103	1
	Raymond	2
	04071	2
	Sabattus	1
	04280	1
	Scarborough	2
	04074	2
	South Portland	2
	04106	2
	Topsham	1
	04086	1
	Waterboro	3
	04087	3
	Windham	2
	04062	2
	Yarmouth	2
	04096	2
MO		1
	Saint Louis	1
	63112	1
NH		8
	Chester	1
	03036	1
	Derry	1
	03038	1
	Dover	2
	03820	2
	Goffstown	1
	03045	1
	Northwood	1



	03261	1
	Peterborough	1
	03458	1
	Portsmouth	1
	03801	1
NJ		1
	Succasunna	1
	07876	1
NY		4
	Brooklyn	1
	11225	1
	Chatham	1
	12037	1
	New York	2
	10026	1
	10028	1
PA		1
	Pittsburgh	1
	15217	1
RI		1
	Providence	1
	02904	1
		1
	Greenville	1
	29617	1
UN		3
	Unknown	3
	02314	1
	02410	1
	11337	1
	Grand Total	382