

TECHNICAL CATALOGUE

System pro E power

Rear Busbar System



Summary

Rear Busbar System

INTRODUCTION

1

REAR BUSBAR SYSTEM

2

OVERALL DIMENSIONS

3

LIST OF CODES

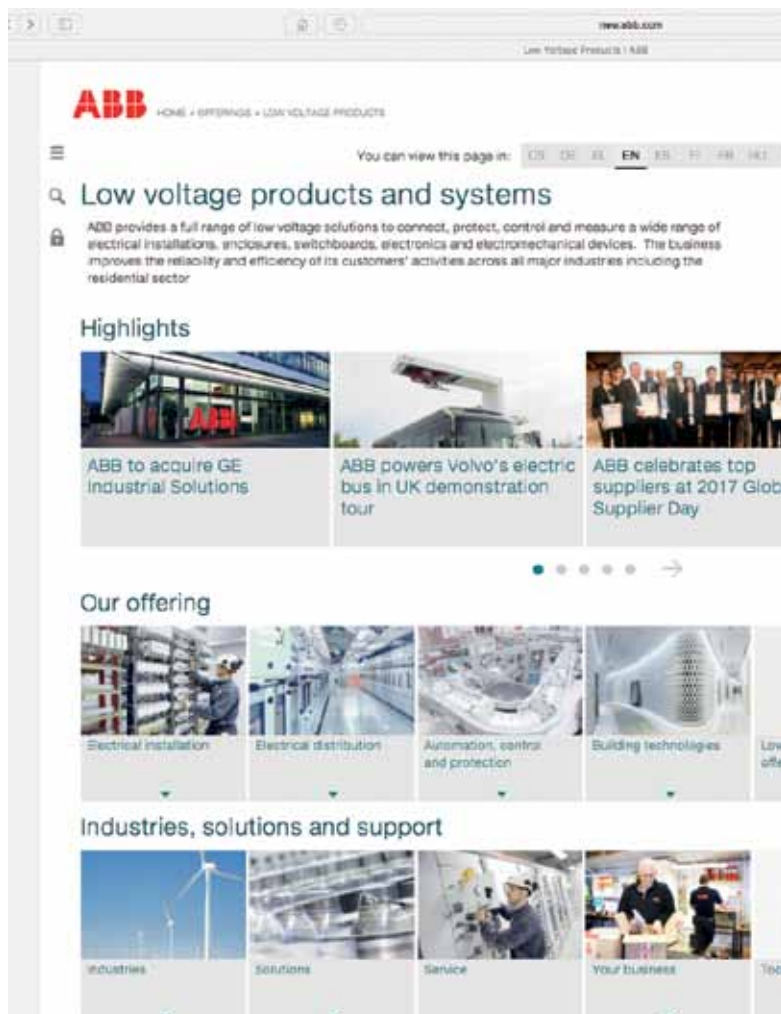
4

The ABB SACE website: makes your work easier, develops your business

[www.new.abb.com/
low-voltage](http://www.new.abb.com/low-voltage)

The ABB SACE website will help you in your daily work with an innovative approach to the world of low voltage electrical installations and industrial automation.

- News, to keep you up to date about the latest electrical engineering innovations
- Products, just a simple click for an overview of ABB SACE products 24 hours a day
- Catalogues that you can consult, download and request
- Technical documentation where you can check circuit diagrams, dimensional drawings,
- instruction sheets, installation manuals
- Work tools for designing in complete safety
- Training, where you can consult the training catalogue and register for courses online



Technical software Calculation
and cost estimate tools

e-Configure Enclosures

Configuration software for System pro E portfolio

e-Configure Enclosures configuration software for System pro E makes light work of planning and calculating ASSEMBLIES: simplicity at the click of a button with unparalleled speed.

e-Configure Enclosures will give the possibility to design any kind of ABB Low Voltage Enclosures:

- System pro E power (Main Distribution Boards)
- System pro E energy (Sub-Distribution Boards)
- System pro E control (Automation Boards)
- System pro E comfort (Consumer Units)

Easy and intuitive to operate, the configuration software offers the user fast, optimum support and maximum planning reliability. The designer will have the perfect drawing in just a few clicks. e-Configure Enclosures creates both part lists and order lists in parallel in the background, all in a convenient, clear and accurate manner.

Features

A complete front view in no time at all. Planning an ASSEMBLY in just a few minutes? The exemplary user friendliness of e-Configure Enclosures makes this possible. The idea underlying the new configuration software states „think in terms of functions, not products“.



This significantly simplifies the planning phase and saves valuable time.

e-Configure supports the user at the beginning of the planning process by means of a simple, intelligent input mask: the user just has to enter the key data of the distribution, the electrical and mechanical function of the section, and e-Configure takes care of the rest. In the background, parallel to user entries, e-Configure configures an orderable ASSEMBLY from the given characteristics. User will obtain a graphic display of the configured ASSEMBLY in no time at all.

The user will be provided with information about both the price of the ASSEMBLY and the lengths and weights of the copper busbars. Open interfaces guarantee continuity of the data, and fur-

Ord. no.	Type	Qty	Unit	Description
ZOPN43279L...	ZWAC2473	1	pcs	M55 Cu 2P8 8H-Transmission
ZOPN43279L...	ZWAC21793	1	pcs	A55 Cu 2P8 T3/E3 1800A
ZOPN43220L...	MB2450	1	pcs	Bus 8H-Transmission 2P8 A450
EST007948...	PPAP020	4	pcs	433 Socket Eckteil H180
ZOPN41754E...	MEN213	1	pcs	Busnetz Montageplatten-Modul
ZOPN41662E...	MBC213	1	pcs	Busnetz Rahmen-Ger.-Modul
ZOPN43289L...	WU21	8	pcs	WU Montagegeraet 2P8 8H 12
ZOPN43130L...	ZWA333	1	pcs	Y85 Verbindung L20mm 350
ZOPN43144L...	ZWAHC17	1	pcs	W 4 Cu 2P8 Empfang-/Abgang
EST007929...	POH020	8	pcs	433 Gehäusegeraet 6/7500
ZOPN43569L...	ZWAC1773	1	pcs	M55 Cu 2P8 Ring T3/E3
EST007952...	PPH020	1	pcs	238 Steckbusbar VWS H450 850
EST007933...	PPH020	4	pcs	442 Rahmen-Ger.-Modul

ther use of the compiled planning data in user's own systems.

The greatest benefit for the user is to save considerable time in the case of subsequent detailed planning.



Rear Busbar System

The ABB range of metal enclosures for main distribution is now enhanced with the new System pro E power Rear Busbar System. The columns have a functional height of 2000 mm and a functional depth of 500, 700 mm. Different widths can be selected (functional 250, 300, 400, 500, 600, 650, 700, 900, 1000 and 1250 mm) depending on the device type and quantity.

Security

- Tested to IEC 61439-1/-2
- New Tmax XT adapters are supplied with safety interlock, which provide safety on unintended operations with live circuits. In all the configurations is possible to reach 3b form of segregation, also in case of incoming cables on MBBS same side.

Reliable in extreme conditions

Thanks to the tests performed on the product, the enclosures can stand a rated short-time withstand current (Icw) up to 75 kA and a Maximum rated current up to 4000A.

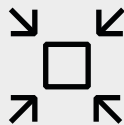
The safety is also guaranteed by the complete range of segregation forms up to form 4b.

Efficiency

- MBB and DBB in one system
- High packing density
- Compact design
- All the circuit breaker sections have an optimized footprint (-100 mm respect old solution). Additionally, it is possible to mix the incoming/outgoing direction in the same project with no need of additional sections. Higher sections give possibility of better saturation.

Compatibility

- Combination possible with standard CombiLine N modules
- Installation of MCCBs Tmax and ACBs Emax 2
- Installation of fuse switch disconnectors InLine II
- ABB switch disconnector fusegears Slimline XRG with 100 mm extension
- Combination of switch disconnectors fusegears ABB XR 50 mm and Tmax XT MCCBs adapters in WWD or WFD execution according to IEC 61439-2



Space saving Efficiency

Footprint optimization thanks to width section designed to optimize breaker dimensions



Speed up your projects Productivity

Save valuable time thanks ABB e-Configure configurator: create your projects, define the BOM and additionally associated tender texts for consultants.



Safety and protection Reliability

Design verified up to 4000 A and Icw 75 kA

Chapter 2

Rear busbars system

2-2 Range description

2-4 Selection table for solutions

**2-6 Available configuration to
install breakers**

2-7 Quick configuration selection guide

2-8 Selection of the busbars type

2-10 Main Busbars

**2-16 Vertical circuit breaker for CTs
application**

2-40 InLine

2-56 XLine Horizontal 50mm

2-74 CombiLine

**2-82 External cable compartment and
back to back column**

2-90 Corner column

2-97 Special painting

Vertical breaker for CTs application

Range description

A complete and design verified range of main distribution board solutions up to 4000A, composed by an incoming sections with ACBs up to E4.2 or MCCBs and an outgoing sections with MCCBs up to XT7, fuse switch disconnectors, CombiLine system.

Main features

H (ext. with plinth): 2200mm

W (ext. w/o covers): 350, 400, 500, 600, 800, 850, 1000, 1100, 1350mm

D (ext. w/o covers): 600, 800mm

IP protection class: IP40, IP41

Compliance with Standard	IEC 61439-1/2, IEC 60439-1	
Approvals	LOVAG	
Vibration test	IEC 60068-2-57	
Antiseismic Test Standard	IEEE Std 693	
Conditions of installation	Indoor, floor mounting	
Ambient temperature, average value 24h	+35 °C	
Ambient temperature, maximum value	+40 °C	
Ambient temperature, minimum value	-5 °C	
Pollution degree	3	
Protection class	I (earthed)	
Rated current I_n	up to 4000A	
Rated short-time withstand current I_{cw}	up to 75kA	
Rated peak short-circuit current I_{pk}	up to 165kA	
Rated service voltage U_e	400/415V AC	
Rated insulation voltage U_i	1000V AC 1500V DC	
Rated frequency	50-60Hz	
Rated impulse withstand voltage U_{imp}	8 kV/12 kV	
IP protection class	IP40, IP41 (also CombiLine section IP41)	
Painting	Enclosure	RAL 7035
	Plinth	RAL 7012
Protection against mechanical impact IEC62262	Glazed door	IK09
Protection against mechanical impact IEC62262	Blind door, with partial door	IK10
External dimension (see more details in overall dimensions chapter).	Height (mm) without plinth (+100, 200 mm with plinth)	2100
	Width (mm)	350, 400, 500, 600, 800, 850, 1000, 1100, 1350
	Depth (mm)	600, 800

Electrical features

Segregation forms

- 3b, 4a/4b

Incoming/Outgoing section

- Breaker: from Tmax XT5 to Emax E4.2 In: up to 4000 A
 - Breaker kit Tmax XT5 in vertical installation: rating 400/630 A
 - Side-by-side configuration available
 - Breaker kit Tmax XT7 in vertical installation: rating 800 A, 1000 A, 1250 A, 1600 A
 - Side-by-side configurations available
 - Breaker kit Emax E1.2 in vertical installation
 - Side-by-side configurations available
 - Breaker kit Emax E2.2 in vertical installation
 - Breaker kit Emax E4.2 in vertical installation
- WWD or WFD solution
 - Breakers from Tmax XT2 to Tmax XT5 400/630 A horizontal
 - Slimline XRG 50 mm, with 100 mm extension on the back
 - Possibility to mount SlimLine 3-4 poles in the same column
 - Distribution busbars: 60x10 (1600 A), 80x10 (2000 A) up to 75 kA in XLH 50mm
 - Connection between distribution and main busbars
 - Blind panels
 - Connection to the main busbars



General information

Selection table for solutions

Functional dimension W (mm)	External dimension W (mm)	Single breaker per column									
		XT5		XT7		E1.2		E2.2		E4.2	
		3P	4P	3P	4P	3P	4P	3P	4P	3P	4P
250	350										
300	400										
400	500	✓	✓								
500	600			✓	✓	✓	✓	✓	✓		
600	700										
650	750										
700	800									✓	✓
750	850										
900	1000										
1000	1100										
1250	1350										

Column with incoming /outgoing breaker Tmax XT5, XT7, Emax E1.2, E2.2, E4.2



Up to IP 41

External dimensions (with plinth H=100mm)		
H (mm)	W (mm)	D (mm)
2200	500	600
	600	800
	800	
	1000	

InLine



Up to IP 41

External dimensions (with plinth H=100mm)		
H (mm)	W (mm)	D (mm)
2200	600	600
	800	800
	1000	

XLine horizontal 50mm



Up to IP 41

External dimensions (with plinth H=100mm)		
H (mm)	W (mm)	D (mm)
2200	1150	600
	1250	800
	1450	

The functional compartment has an external width of 750 mm.

Multiple breakers per column						XLine			
XT5		XT7		E1.2		InLine Vertical	Horizontal 50mm	CombiLine	External cable compartment
3P	4P	3P	4P	3P	4P				
								✓	
									✓
									✓
						✓		✓	✓
							✓		✓
✓	✓					✓			✓
✓	✓	✓	✓	✓	✓	✓		✓	✓
								✓	
								✓	

CombiLine



Up to IP 41

External dimensions (with plinth H=100mm)				
H (mm)	GU	W (mm)	PW	D (mm)
	150mm		250mm	
2200	13	350	1	600
		600	2	800
		850	3	
		1100	4	
		1350	5	

—
GU = H CombiLine module, PW = W CombiLine module.

External cable compartment



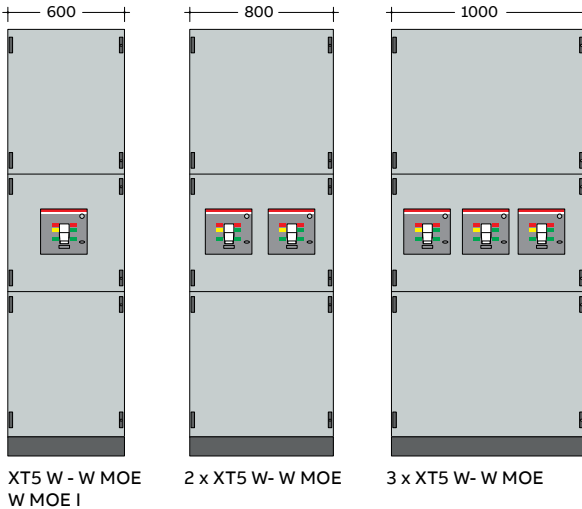
Up to IP 41

External dimensions (with plinth H=100mm)		
H (mm)	W (mm)	D (mm)
2200	400	600
	500	800
	700	
	800	
	1000	

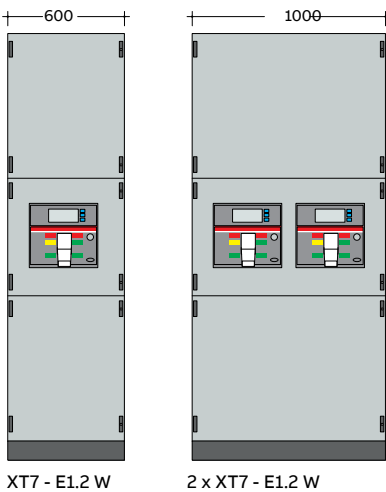
General information

Available configuration to install breakers

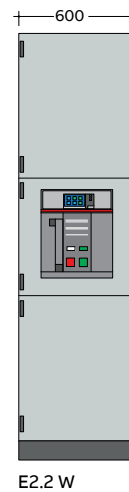
Tmax XT5



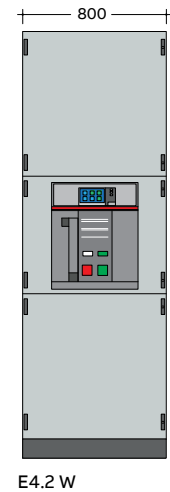
Tmax XT7 / Emax E1.2



Emax E2.2



Emax E4.2



General information

Quick configuration selection guide

STEP 1

Choose your main busbar system current (I_n) and define the minimum depth of the enclosure.

I_n (A)	Depth (mm)
$I_n \leq 3200$ A	600
3200 A < $I_n \leq 4000$ A	800

STEP 2

Choose the busbar system according to the width and the type of the column. The system must be completed with the busbar holders.

STEP 3

Consider expanding your solution with InLine, XLine Horizontal, CombiLine and External cable compartment.

STEP 4

Choose the device kit for the breaker column.

STEP 5

Choose the connection kit

STEP 6

Complete your configuration with structure's codes (frame and external cover, segregation and other accessories).

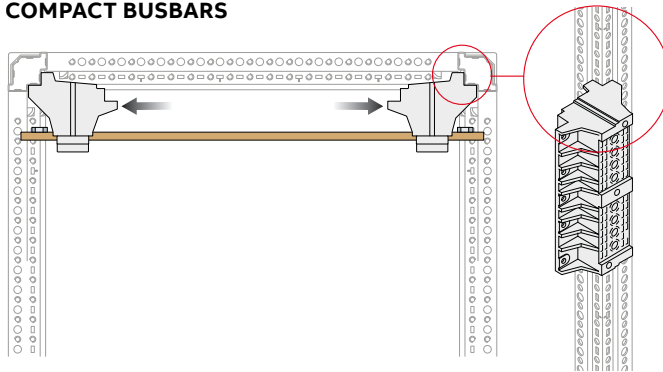
Main busbars

Selection of the busbars type

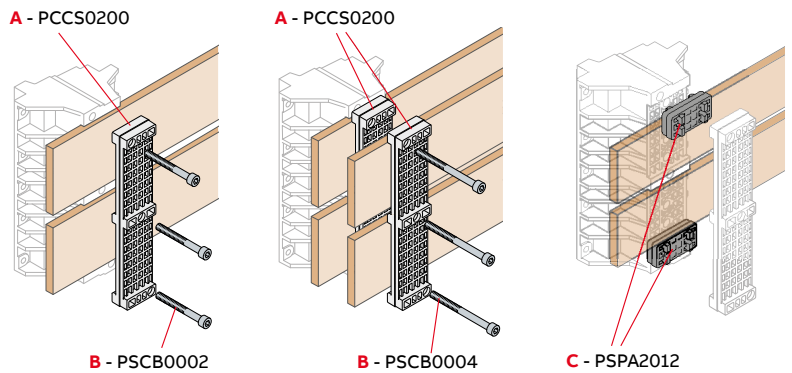
Selecting the type of fixing of busbars and busbars holder

Busbar holder mounting directly on the structural upright: advantage of having the columns more compact according to the type of breaker installed. Available with extended lead-time.

COMPACT BUSBARS



Examples of uses



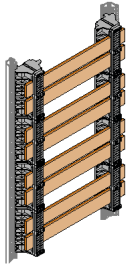
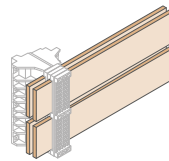
	2 busbars/phase	4 busbars/phase	Final Note
A Closing Cover	1xPCCS0200	2xPCCS0200	Multiply the quantities of each code for the number of the phases of the system (3 or 4 phases)
B Mounting Screws	1xPSCB0002	1xPSCB0004	
C Spacers	... x PSPA2012*	... x PSPA2012*	
Busbars	See Busbars selection table		

* One package contains 12 pcs. Each piece is H=20mm. Check the empty spaces that have to be covered considering the busbar section.

Main busbars

Selection of the busbars type

Main compact busbars quick selection guide



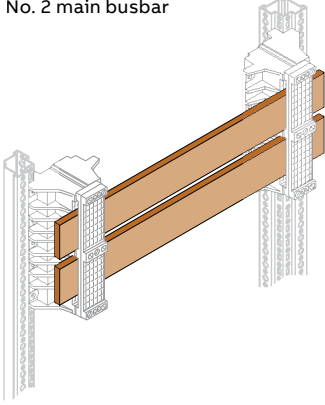
MBB rating In	MBB Ieff	External dimensions		Cross section per phase/N100%	4 phases configuration FS
		W (mm)	D (mm)		
1000A 1250A	1500A	400	600/800	2 x 20 x 10	4 x PCFB1040
		500	600/800		4 x PCFB1050
		600	600/800		4 x PCFB1060
		800	600/800		4 x PCFB1080
		1000	600/800		4 x PCFB1010
1600A 2000A	1800A	400	600/800	2 x 40 x 10	4 x PCFB1640
		500	600/800		4 x PCFB1650
		600	600/800		4 x PCFB1660
		800	600/800		4 x PCFB1680
		1000	600/800		4 x PCFB1610
2500A	2650A	400	600/800	4 x 40 x 10	4 x PCFB3240
		500	600/800		4 x PCFB3250
		600	600/800		4 x PCFB3260
		800	600/800		4 x PCFB3280
		1000	600/800		4 x PCFB3210
3200A	3200A	400	600/800	4 x 40 x 10	4 x PCFB3240
		500	600/800		4 x PCFB3250
		600	600/800		4 x PCFB3260
		800	600/800		4 x PCFB3280
		1000	600/800		4 x PCFB3210
4000A	3400A	400	800	4 x 60 x 10	4 x PCFB4040
		500	800		4 x PCFB4050
		600	800		4 x PCFB4060
		800	800		4 x PCFB4080
		1000	800		4 x PCFB4010

Main busbars

Order codes

Main compact copper flat busbars

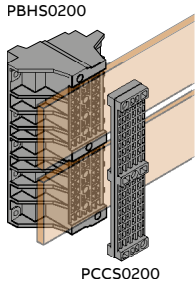
Each code contains 2 pieces of work-hardened CU-ETP (Electrolytic Tough Pitch) busbars according to UNI EN 13601.

Description	Column External dimensions W (mm)	Delivered in kit		Package/ No. pcs
		Type	Order code	
 No. 2 main busbar	MBB rating In 1000/1250 A - Neutral 100%			
	400	PCFB1040	1STQ003169B0000	1/2
	500	PCFB1050	1STQ003170B0000	1/2
	600	PCFB1060	1STQ003171B0000	1/2
	800	PCFB1080	1STQ003172B0000	1/2
	1000	PCFB1010	1STQ003175B0000	1/2
	MBB rating In 1600/2000 A - Neutral 100%			
	400	PCFB1640	1STQ003190B0000	1/2
	500	PCFB1650	1STQ003191B0000	1/2
	600	PCFB1660	1STQ003192B0000	1/2
	800	PCFB1680	1STQ003520B0000	1/2
	1000	PCFB1610	1STQ003194B0000	1/2
	MBB rating In 2500/3200 A * - Neutral 100%			
	400	PCFB3240	1STQ003219B0000	1/2
	500	PCFB3250	1STQ003220B0000	1/2
	600	PCFB3260	1STQ003221B0000	1/2
	800	PCFB3280	1STQ003222B0000	1/2
	1000	PCFB3210	1STQ003224B0000	1/2
	MBB rating In 4000 A - Neutral 100%			
	400	PCFB4040	1STQ003229B0000	1/2
500	PCFB4050	1STQ003230B0000	1/2	
600	PCFB4060	1STQ003231B0000	1/2	
800	PCFB4080	1STQ003232B0000	1/2	
1000	PCFB4010	1STQ003234B0000	1/2	

* In depth 600mm 2500A

Main busbars

Order codes



Busbar holders

The maximum installable busbar section inside the busbar holder is 80mm.

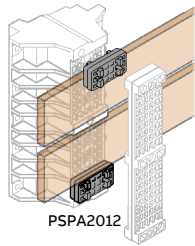
The minimum number of busbars per phase is 2 and the maximum is 4.

In order to realize a configuration with 2 busbars per phase 80mm, for every phase please select 1 PBHS0200 + 1 PCCS0200 + 1 PSCB0002.

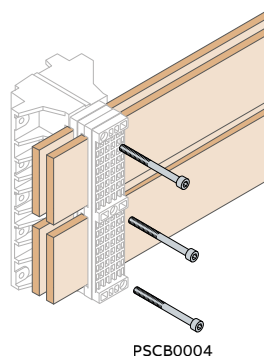
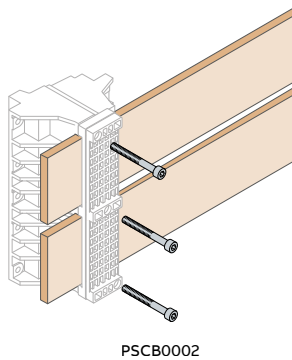
In case of using a busbar with section <80mm, the remaining space must be compensated with code PSPA2012; the code includes 12 spaces with H=20mm.

In case of configurations with 4 busbars per phase, the number of PCCS0200 must be augmented (2 pcs for 4 busbars), according to the below picture.

Also the fixing screws must be selected according to the number of busbars per phase.

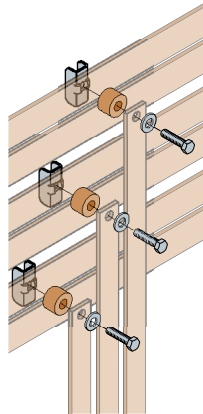


Description	Delivered in kit		Package/ No. pcs
	Type	Order code	
No.2 busbar holders H=200mm	PBHS0200	1STQ009602A0000	1/2
No.12 spacers H=20mm	PSPA2012	1STQ009604A0000	1/12
No.2 closing cover for holder H=200mm	PCCS0200	1STQ009605A0000	1/2
Mountig screws for 2 busbars per phase	PSCB0002	1STQ009606A0000	1/6
Mountig screws for 4 busbars per phase	PSCB0004	1STQ009631A0000	1/6

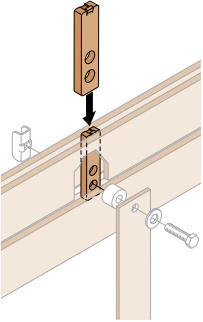


Main busbars

Order codes



Copper compensators



Bars fixing kit

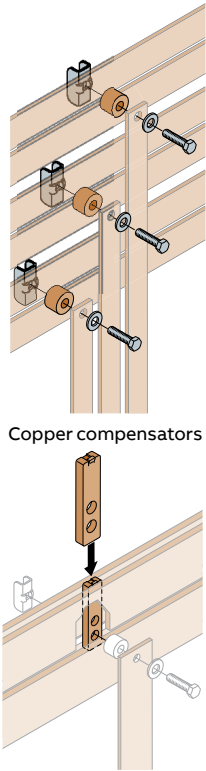
Accessories to connect the connection to the main busbars.

Main busbar rating (A)	Breaker size (A)	number of poles	Depth column (mm)	Delivered in kit		Copper compensators		Package/ No. pcs
				Type	Order code	Type	Order code	
Tmax XT5, XT5 MOE 400A								
1000A/1250A	400A	3P/4P	600	PCCS02X4	1STQ003643B0000			1/4
1000A/1250A	400A	3P/4P	800	PCCS04X4	1STQ003651B0000			1/4
1600A/2000A	400A	3P/4P	600	PCCS02X4	1STQ003643B0000			1/4
1600A/2000A	400A	3P/4P	800	PCCS04X4	1STQ003651B0000			1/4
3200A	400A	3P/4P	600	PCCS02X4	1STQ003643B0000	PCMP0014	1STQ003699B0000	1 1/4
3200A	400A	3P/4P	800	PCCS2344	1STQ008287B0000	PCMP0014	1STQ003699B0000	1 1/4
4000A	400A	3P/4P	600	PCCS02X4	1STQ003643B0000	PCMP0014	1STQ003699B0000	1 1/4
4000A	400A	3P/4P	800	PCCS2344	1STQ008287B0000	PCMP0014	1STQ003699B0000	1 1/4
Tmax XT5, XT5 MOE 630A								
1000A/1250A	630A	3P/4P	600	PCCS02X4	1STQ003643B0000			1/4
1000A/1250A	630A	3P/4P	800	PCCS2934	1STQ008286B0000			1/4
1600A/2000A	630A	3P/4P	600	PCCS02X4	1STQ003643B0000			1/4
1600A/2000A	630A	3P/4P	800	PCCS2934	1STQ008286B0000			1/4
3200A	630A	3P/4P	600	PCCS2924	1STQ008284B0000	PCMP0014	1STQ003699B0000	1 1/4
3200A	630A	3P/4P	800	PCCS2344	1STQ008287B0000	PCMP0014	1STQ003699B0000	1 1/4
4000A	630A	3P/4P	600	PCCS2924	1STQ008284B0000	PCMP0014	1STQ003699B0000	1 1/4
4000A	630A	3P/4P	800	PCCS2344	1STQ008287B0000	PCMP0014	1STQ003699B0000	1 1/4
Tmax XT7/Emax E1.2 800A								
1000A/1250A	800A	3P/4P	600	PCCS02X4	1STQ003643B0000			1/4
1000A/1250A	800A	3P/4P	800	PCCS2934	1STQ008286B0000			1/4
1600A/2000A	800A	3P/4P	600	PCCS02X4	1STQ003643B0000			1/4
1600A/2000A	800A	3P/4P	800	PCCS2934	1STQ008286B0000			1/4
3200A	800A	3P/4P	600	PCCS2924	1STQ008284B0000	PCMP0014	1STQ003699B0000	1 1/4
3200A	800A	3P/4P	800	PCCS2344	1STQ008287B0000	PCMP0014	1STQ003699B0000	1 1/4
4000A	800A	3P/4P	600	PCCS2924	1STQ008284B0000	PCMP0014	1STQ003699B0000	1 1/4
4000A	800A	3P/4P	800	PCCS2344	1STQ008287B0000	PCMP0014	1STQ003699B0000	1 1/4
Tmax XT7/Emax E1.2 1250A								
1000A/1250A	1250A	3P/4P	600	PCCS02X4	1STQ003643B0000			1/4
1000A/1250A	1250A	3P/4P	800	PCCS2934	1STQ008286B0000			1/4
1600A/2000A	1250A	3P/4P	600	PCCS02X4	1STQ003643B0000			1/4
1600A/2000A	1250A	3P/4P	800	PCCS2934	1STQ008286B0000			1/4
3200A	1250A	3P/4P	600	PCCS2824	1STQ008285B0000	PCMP0014	1STQ003699B0000	1 1/4
3200A	1250A	3P/4P	800	PCCS06X4	1STQ003653B0000	PCMP0014	1STQ003699B0000	1 1/4
4000A	1250A	3P/4P	600	PCCS2824	1STQ008285B0000	PCMP0014	1STQ003699B0000	1 1/4
4000A	1250A	3P/4P	800	PCCS06X4	1STQ003653B0000	PCMP0014	1STQ003699B0000	1 1/4
Emax E2.2 1600/2000A								
1000A/1250A	1600A/2000A	3P/4P	600	PCCS2924	1STQ008284B0000			1/4
1000A/1250A	1600A/2000A	3P/4P	800	PCCS2344	1STQ008287B0000			1/4
1600A/2000A	1600A/2000A	3P/4P	600	PCCS2924	1STQ008284B0000			1/4
1600A/2000A	1600A/2000A	3P/4P	800	PCCS2344	1STQ008287B0000			1/4
3200A	1600A/2000A	3P/4P	600	PCCS10X4	1STQ003645B0000	PCMP0014	1STQ003699B0000	1 1/4
3200A	1600A/2000A	3P/4P	800	PCCS08X4	1STQ003655B0000	PCMP0014	1STQ003699B0000	1 1/4
4000A	1600A/2000A	3P/4P	600	PCCS10X4	1STQ003645B0000	PCMP0014	1STQ003699B0000	1 1/4
4000A	1600A/2000A	3P/4P	800	PCCS08X4	1STQ003655B0000	PCMP0014	1STQ003699B0000	1 1/4

CONTINUES

Main busbars

Order codes



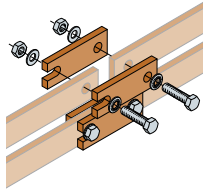
Bars fixing kit

Accessories to connect the connection to the main busbars.

Main busbar rating (A)	Breaker size (A)	number of poles	Depth column (mm)	Delivered in kit		Copper compensators		Package/ No. pcs
				Type	Order code	Type	Order code	
Emax E2.2 2500A								
1000A/1250A	2500A	3P/4P	600	PCCS2924	1STQ008284B0000			1/4
1000A/1250A	2500A	3P/4P	800	PCCS2344	1STQ008287B0000			1/4
1600A/2000A	2500A	3P/4P	600	PCCS2924	1STQ008284B0000			1/4
1600A/2000A	2500A	3P/4P	800	PCCS2344	1STQ008287B0000			1/4
3200A	2500A	3P/4P	600	PCCS10X4	1STQ003645B0000	PCMP0014	1STQ003699B0000	1
3200A	2500A	3P/4P	800	PCCS08X4	1STQ003655B0000	PCMP0014	1STQ003699B0000	1
4000A	2500A	3P/4P	600	PCCS10X4	1STQ003645B0000	PCMP0014	1STQ003699B0000	1
4000A	2500A	3P/4P	800	PCCS08X4	1STQ003655B0000	PCMP0014	1STQ003699B0000	1
Emax E4.2 3200A								
3200A	3200A	3P/4P	800	PCCS08X4	1STQ003655B0000	PCMP0014	1STQ003699B0000	2
4000A	3200A	3P/4P	800	PCCS08X4	1STQ003655B0000	PCMP0014	1STQ003699B0000	2
Emax E4.2 4000A								
3200A	4000A	3P/4P	800	PCCS16X4	1STQ003657B0000	PCMP0014	1STQ003699B0000	2
4000A	4000A	3P/4P	800	PCCS16X4	1STQ003657B0000	PCMP0014	1STQ003699B0000	2

Main busbars

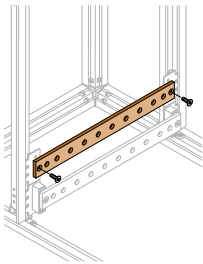
Order codes



Busbar joints for busbar holders

To select for making a connection between the main busbars.

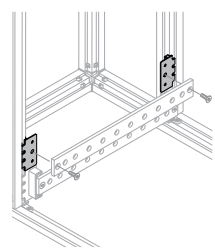
MBBS (In)	No. of poles	Delivered in kit		Package/ No. pcs
		Type	Order code	
Busbar joint for compact busbars holders				
1000	4P	PJCC1046	1STQ009345B0000	1/1
1600; 2000	4P	PJCC1647	1STQ002827C0000	1/1
2500; 3200	4P	PJCC3246	1STQ009347B0000	1/1
4000	4P	PJCC4042	1STQ009335B0000	1/1



Earth busbars

With a minimum section of 10mm it covers the applications until 4000A with 1/4 of the main busbars section.

MBB rating In (A)	Column W (external)	Busbar section (mm)	Delivered in kit		Package/ No. pcs
			Type	Order code	
PE busbar					
4000A	400	1X60X10	PBNE2040	1STQ003808B0000	1/1
	600	1X60X10	PBNE2060	1STQ003810B0000	1/1
	800	1X60X10	PBNE2080	1STQ003811B0000	1/1
	1000	1X60X10	PBNE2010	1STQ003813B0000	1/1



Brackets for N/PE busbar

To be ordered for fixing the neutral and earthing busbars.

Description	Delivered in kit		Package/ No. pcs
	Type	Order code	
Brackets for PE busbar	PBRP0003	1STQ003149B0000	1/2

Main busbars

Order codes

Earthing bracket WR frame

Description	Delivered in kit		Pkg/ No. pcs
	Type	Order code	
Earthing bracket WR frame	PPZX0001	1STQ005409B0000	1/1

Profile

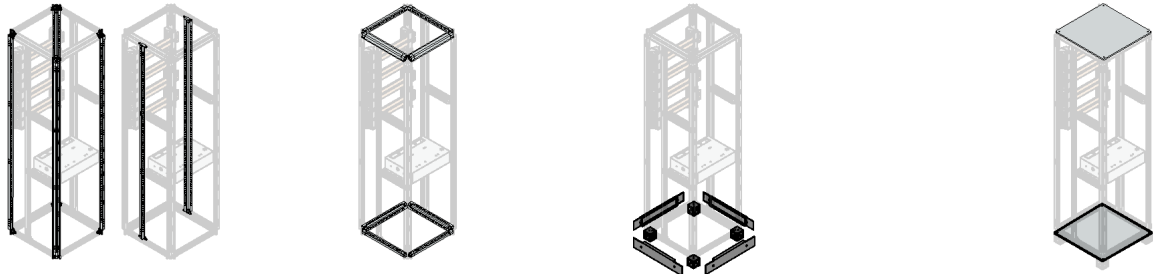
Description	Delivered in kit		Pkg/ No. pcs
	Type	Order code	
Profilo N.10 1PW	RZBA110	2CPX046049R9999	1/1

Cu cylindrical spacer

Description	Delivered in kit		Pkg/ No. pcs
	Type	Order code	
Cu cylindrical spacer, ø 30 x 30 mm, ø 12,5 mm	ZX653	2CPX046090R9999	1/1

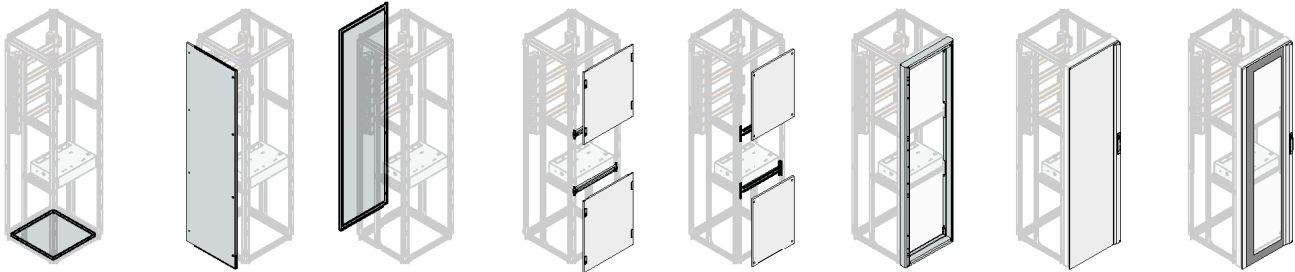
Vertical breaker for CTs application

Quick selection guide



FRAME						COVERS				
External dimensions			Intermediate uprights for internal mounting		Structure crosspieces		H=100mm plinth	Plinth flanges		External Top/bottom
H (mm)	W (mm)	D (mm)	Galvanized sheet metal	Galvanized sheet metal	Galvanized sheet metal		Angle pieces	Front/Rear	Side	Blind
			Uprights	Intermediate uprights for internal mounting	Front/Rear	Side		Front/Rear	Side	
2200	500	600	PUPM2001	PUPM2011	PCFM0400	PCFM0500	PPAM0100	PPFM1040	PPFM1050	PTBB4050
		800				PCFM0700			PPFM1070	PTBB4070
600	600	600			PCFM0500	PCFM0500	PPAM0100	PPFM1050	PPFM1050	PTBB5057
		800				PCFM0700			PPFM1070	PTBB5070
800	600	600			PCFM0700	PCFM0500	PPAM0100	PPFM1070	PPFM1050	PTBB5070
		800				PCFM0700			PPFM1070	PTBB7072
1000	600	600			PCFM0900	PCFM0500	PPAM0100	PPFM1090	PPFM1050	PTBB5090
		800				PCFM0700			PPFM1070	PTBB9070

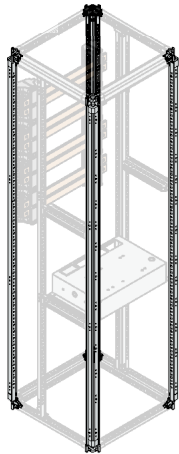
** Handle to be ordered separately PHL50010, PHL50011, PHL50012, PHL50013.



Internal bottom	Side Panel	Rear Panel	Front panel top/ bottom without door	Front panel top/ bottom with door	Frame for external door	Doors **	
Blind	Blind	Blind	H=750mm	H=750mm		Blind	Glass
PBWP4050	PPEB2056	PPEB2046	PPNT0640	PPNT0631	PEFD0500	PDLB2041	PDLG2043
PBWP4070	PPEB2076						
PBWP5050	PPEB2056	PPEB2056	PPNT0650	PPNT0641	PEFD0601	PDLB2153	PDLG2058
PBWP5070	PPEB2076						
PBWP5070	PPEB2056	PPEB2076	PPNT0670	PPNT0651	PEFD0800	PDLB2061	PDLG2072
PBWP7074	PPEB2076						
PBWP5090	PPEB2056	PPEB2096	PPNT0690	PPNT0671	PEFD1000	PDLB2072	PDLG2091
PBWP9074	PPEB2076						

Vertical breaker for CTs application

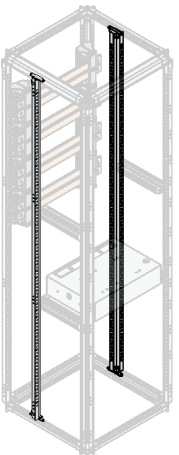
Order codes - Frame



Uprights – Galvanized sheet metal

Upright formed by a closed profile made of galvanized sheet metal. The uprights include 8 already assembled 3-way joints, 8 already assembled axial screws and 16 loose axial screws. For applications with $I_n \leq 4000A$.

External dimensions H (mm)	Delivered in kit		Package/ No. pcs
	Type	Order code	
No.4 galvanized sheet metal uprights			
2100	PUPM2001	1STQ003353B0000	1/4



Intermediate upright for internal mounting kits and busbars – Galvanized sheet metal

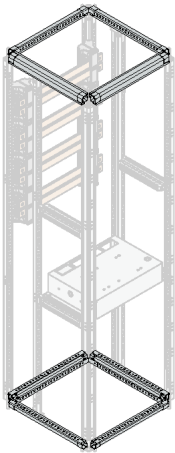
Upright formed by a closed profile made of galvanized sheet metal. For applications with $I_n \leq 4000A$. For D=600 and 800mm order 2 pcs. For D=1000 order 4 pcs.

External dimensions H (mm)	Delivered in kit		Package/ No. pcs
	Type	Order code	
No.1 galvanized sheet metal upright			
2100	PUPM2011	1STQ003355B0000	1/1

For structures external D = 1000mm it is mandatory the mounting of PUPM2011 upright also in rear position.

Vertical breaker for CTs application

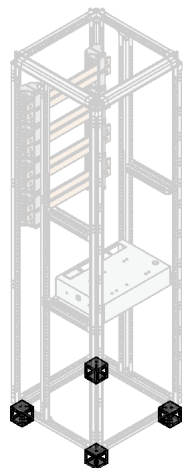
Order codes - Frame



Structure crosspieces – Galvanized sheel metal

Depth and width crosspieces for structures in galvanized sheet metal.

External dimensions		Delivered in kit		Package/ No. pcs
W (mm)	D (mm)	Type	Order code	
No.4 width crosspieces				
500		PCFM0400	1STQ007038A0000	1/4
600		PCFM0500	1STQ007039A0000	1/4
800		PCFM0700	1STQ007046A0000	1/4
1000		PCFM0900	1STQ007047A0000	1/4
No.4 depth crosspieces				
	600	PCFM0500	1STQ007039A0000	1/4
	800	PCFM0700	1STQ007046A0000	1/4



Universal angle pieces for plinths in galvanized sheet metal

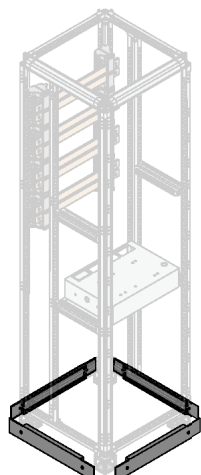
Not pre-assembled to the structure. New angle piece with high mechanical strength. Can be fixed from the outside and from the inside of the structure even at a later date. Equipped with anti-rotation system and bottom that can be transported with a transpallet.

External dimensions		Delivered in kit		Package/ No. pcs
H (mm)		Type	Order code	
No.4 plinth angle pieces				
100		PPAM0100	1STQ007048A0000	1/4

“L” covers for plinth angle-pieces

Used for covering the sides of the plinth when the flanges are not used.

External dimensions		Delivered in kit		Pkg/ No. pcs
H (mm)		Type	Order code	
No.4 angle-piece covers				
100		PCPA0004	1STQ008109A0000	1/4



Plinth flanges

Side and front/rear plinth flanges H=100mm RAL 7012.

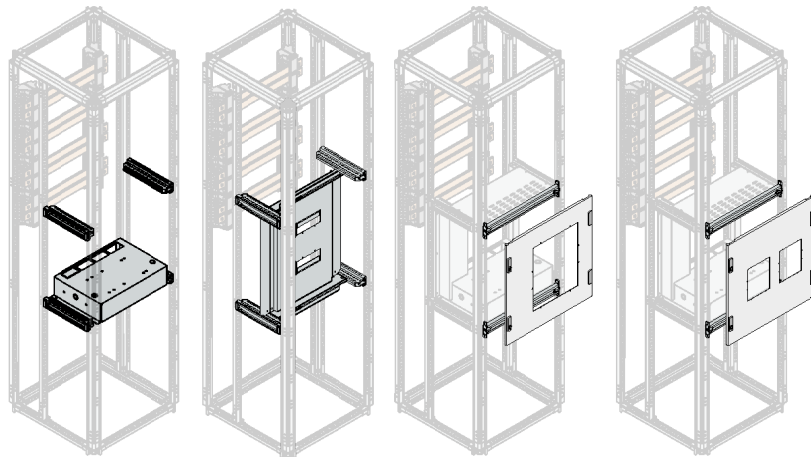
External dimensions		Delivered in kit		Package/ No. pcs
W (mm)	D (mm)	Type	Order code	
No.2 front/rear plinth flanges				
500		PPFM1040	1STQ007051A0000	1/2
600		PPFM1050	1STQ007052A0000	1/2
800		PPFM1070	1STQ007059A0000	1/2
1000		PPFM1090	1STQ007060A0000	1/2
No.2 side plinth flanges				
	600	PPFM1050	1STQ007052A0000	1/2
	800	PPFM1070	1STQ007059A0000	1/2

Vertical breaker for CTs application

Order codes - Frame

Kit for installation withdrawable circuit-breakers

VERTICAL INSTALLATION (rear connections)



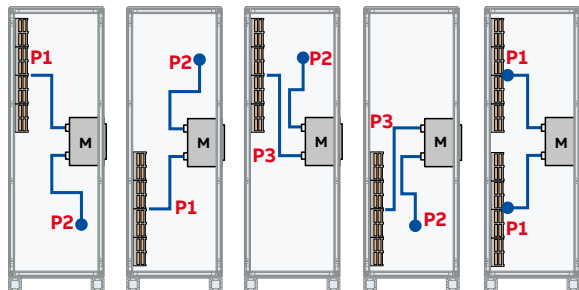
When selecting a vertical breaker column, it's needed:

- 1x Code of Installation Breaker Kit
- 1x Code of Circuit breaker panel (with or without external door)

Circuit-breakers 3/4 poles	Execution	Width (internal)	In current [A]	Number of breakers	Installation breaker kit		Circuit-breaker panel with external door		Circuit-breaker panel without external door		Package/ No. pcs
					Type	Order code	Type	Order code	Type	Order code	
XT5	W	500	400; 630	1	PWXT5405	1STQ007359B0000	PEXT5404	1STQ007364B0000	PPXT5404	1STQ007364B0000	1/1
XT5 MOE	W	500	400; 630	1	PWXT5405	1STQ007359B0000	PEXT5404	1STQ007364B0000	PPXT5404	1STQ007364B0000	1/1
XT7	W	600	800; 1000; 1250; 1600	1	PWXE1806	1STQ007360B0000	PEAE1805	1STQ007366B0000	PPAE1805	1STQ007366B0000	1/1
E1.2	W	600	800; 1000; 1250; 1600	1	PWXE1806	1STQ007360B0000	PEAE1805	1STQ007366B0000	PPAE1805	1STQ007366B0000	1/1
E2.2	W	600	1600; 2000; 2500	1	PWAE2166	1STQ007361B0000	PEAE2165	1STQ007367B0000	PPAE2165	1STQ007367B0000	1/1
E4.2	W	800	3200	1	PWAE4328	1STQ007362B0000	PEAE4327	1STQ007368B0000	PPAE4327	1STQ007368B0000	1/1
E4.2	W	800	4000	1	PWAE4408	1STQ007363B0000	PEAE4407	1STQ007369B0000	PPAE4407	1STQ007369B0000	1/1
XT5	W	800	400; 630	2	PWXT5270	1STQ008007B0000	PEXT5270	1STQ008015B0000	PPXT5270	1STQ008010B0000	1/1
XT5 MOE	W	800	400; 630	2	PWXT5270	1STQ008007B0000	PEXT5270	1STQ008010B0000	PPXT5270	1STQ008010B0000	1/1
XT5 INT	W	800	400; 630	2	PIXT5080	1STQ007997B0000	PPET5080	1STQ007998B0000	PPXT5080	1STQ007998B0000	1/1
XT7	W	1000	800; 1000; 1250; 1600	2	PWXE1290	1STQ008006B0000	PEAE1290	1STQ008009B0000	PPAE1290	1STQ008009B0000	1/1
E1.2	W	1000	800; 1000; 1250; 1600	2	PWXE1290	1STQ008006B0000	PEAE1290	1STQ008009B0000	PPAE1290	1STQ008009B0000	1/1
XT5 MOE	W	800	400; 630	2	PWXT5270	1STQ008007B0000	PEXT5270	1STQ008010B0000	PPXT5270	1STQ008010B0000	1/1
XT5 MOE	W	1000	400; 630	3	PWXT5390	1STQ008008B0000	PEXT5290	1STQ008011B0000	PPXT5290	1STQ008011B0000	1/1

Vertical breaker for CTs application

Order codes - Connection for vertical circuit-breakers kit



Key:

- P1** Connection between circuit breaker and MBBS.
- P2** Connection between circuit breaker and external.
- P3** Connection between circuit breaker and MBBS when it is in the same position as P2 (top/bottom).

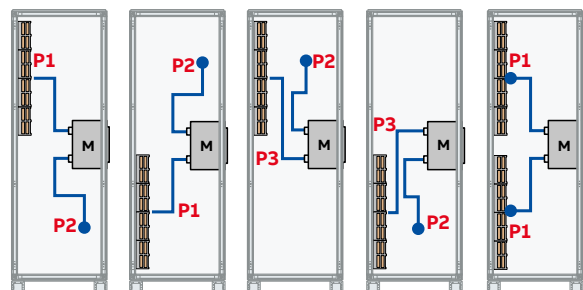
KIT FOR CIRCUIT-BREAKER

The kit is composed of no.1 connection + connection for circuit-breaker

Connection position	In (A)	No. of pole	Column dimension D (mm)	Delivered in kit		Package/ No. pcs
				Type	Order code	
Tmax XT5 Withdrawable - HR terminal						
P1	400A	3	600	PJXT543061	1STQ007376B0000	1/1
		4		PJXT544263	1STQ007416B0000	1/1
		3	800	PJXT543081	1STQ007384B0000	1/1
		4		PJXT544283	1STQ007424B0000	1/1
P2		3	600/800	PJXT543002	1STQ007392B0000	1/1
		4		PJXT544002	1STQ007432B0000	1/1
P3		3	600	PJXT543063	1STQ007400B0000	1/1
		4		PJXT544463	1STQ007440B0000	1/1
		3	800	PJXT543083	1STQ007408B0000	1/1
		4		PJXT544483	1STQ007448B0000	1/1
P1	630A	3	600	PJXT563061	1STQ007377B0000	1/1
		4		PJXT563263	1STQ007417B0000	1/1
		3	800	PJXT563081	1STQ007385B0000	1/1
		4		PJXT563283	1STQ007425B0000	1/1
P3		3	600	PJXT563063	1STQ007401B0000	1/1
		4		PJXT563463	1STQ007441B0000	1/1
		3	800	PJXT563083	1STQ007409B0000	1/1
		4		PJXT563483	1STQ007449B0000	1/1
Tmax XT5 MOE Withdrawable - HR terminal						
P1	400A	3	600	PJXT545351	1STQ007972B0000	1/1
		4		PJXT545451	1STQ008029B0000	1/1
		3	800	PJXT547371	1STQ007973B0000	1/1
		4		PJXT547471	1STQ008030B0000	1/1
P2		3	600/800	PJXT543002	1STQ007392B0000	1/1
		4		PJXT544002	1STQ007432B0000	1/1
P3		3	600	PJXT545353	1STQ007974B0000	1/1
		4		PJXT545453	1STQ008031B0000	1/1
		3	800	PJXT547373	1STQ007975B0000	1/1
		4		PJXT547473	1STQ008032B0000	1/1
P1	630A	3	600	PJXT565351	1STQ007976B0000	1/1
		4		PJXT565451	1STQ008033B0000	1/1
		3	800	PJXT567371	1STQ007977B0000	1/1
		4		PJXT567471	1STQ008034B0000	1/1
P2		3	600/800	PJXT563592	1STQ007980B0000	1/1
		4		PJXT564592	1STQ008037B0000	1/1
P3		3	600	PJXT565353	1STQ007978B0000	1/1
		4		PJXT565453	1STQ008035B0000	1/1
		3	800	PJXT567373	1STQ007979B0000	1/1
		4		PJXT567473	1STQ008036B0000	1/1

Vertical breaker for CTs application

Order codes - Connection for vertical circuit-breakers kit



Key:

- P1** Connection between circuit breaker and MBBS.
- P2** Connection between circuit breaker and external.
- P3** Connection between circuit breaker and MBBS when it is in the same position as P2 (top/bottom).

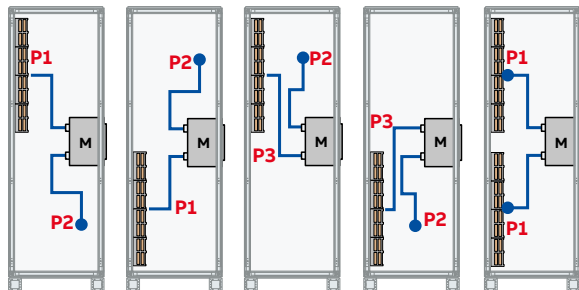
KIT FOR CIRCUIT-BREAKER

The kit is composed of no.1 connection + connection for circuit-breaker

Connection position	In (A)	No. of pole	Column dimension D (mm)	Delivered in kit		Package/ No. pcs
				Type	Order code	
Tmax XT5 W standard lever command interlocked - HR terminals						
P1	400A	3	600	PJXT594361	1STQ008151B0000	1/1
		4		PJXT594461	1STQ008153B0000	1/1
		3	800	PJXT584361	1STQ008159B0000	1/1
		4		PJXT584461	1STQ008161B0000	1/1
P2		3	600/800	PJXT594382	1STQ008149B0000	1/1
		4		PJXT594482	1STQ007995B0000	1/1
P3		3	600	PJXT594363	1STQ008155B0000	1/1
		4		PJXT594463	1STQ008157B0000	1/1
		3	800	PJXT584363	1STQ008163B0000	1/1
		4		PJXT584463	1STQ008165B0000	1/1
P1	630A	3	600	PJXT596361	1STQ008152B0000	1/1
		4		PJXT596461	1STQ008154B0000	1/1
		3	800	PJXT586361	1STQ008160B0000	1/1
		4		PJXT586461	1STQ008162B0000	1/1
P2		3	600/800	PJXT596382	1STQ008150B0000	1/1
		4		PJXT596482	1STQ007996B0000	1/1
P3		3	600	PJXT596363	1STQ008156B0000	1/1
		4		PJXT596463	1STQ008158B0000	1/1
		3	800	PJXT586363	1STQ008164B0000	1/1
		4		PJXT586463	1STQ008166B0000	1/1
Tmax XT7/Emax E1.2 Withdrawable - HR terminal						
P1	800A	3	600	PJXE183061	1STQ007378B0000	1/1
		4		PJXE184263	1STQ007418B0000	1/1
		3	800	PJXE183081	1STQ007386B0000	1/1
		4		PJXE184283	1STQ007426B0000	1/1
P2		3	600/800	PJXE183002	1STQ007394B0000	1/1
		4		PJXE184002	1STQ007434B0000	1/1
P3		3	600	PJXE183063	1STQ007402B0000	1/1
		4		PJXE184463	1STQ007442B0000	1/1
		3	800	PJXE183083	1STQ007410B0000	1/1
		4		PJXE184483	1STQ007450B0000	1/1
P1	1250/ 1600A	3	600	PJXE123061	1STQ007379B0000	1/1
		4		PJXE124263	1STQ007419B0000	1/1
		3	800	PJXE123081	1STQ007387B0000	1/1
		4		PJXE124283	1STQ007427B0000	1/1
P2		3	600/800	PJXE123002	1STQ007395B0000	1/1
		4		PJXE124002	1STQ007435B0000	1/1
P3		3	600	PJXE123063	1STQ007403B0000	1/1
		4		PJXE124463	1STQ007443B0000	1/1
		3	800	PJXE123083	1STQ007411B0000	1/1
		4		PJXE124483	1STQ007451B0000	1/1

Vertical breaker for CTs application

Order codes - Connection for vertical circuit-breakers kit



Key:

- P1** Connection between circuit breaker and MBBS.
- P2** Connection between circuit breaker and external.
- P3** Connection between circuit breaker and MBBS when it is in the same position as P2 (top/bottom).

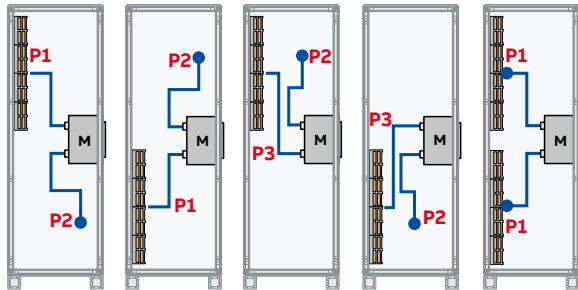
KIT FOR CIRCUIT-BREAKER

The kit is composed of no.1 connection + connection for circuit-breaker

Connection position	In (A)	No. of pole	Column dimension D (mm)	Delivered in kit		Package/ No. pcs
				Type	Order code	
Emax E2.2 Withdrawable - HR terminal						
P1	1600A	3	600	PJE2163061	1STQ007380B0000	1/1
		4		PJAE216263	1STQ007420B0000	1/1
	2000A	3	800	PJE2163081	1STQ007388B0000	1/1
		4		PJAE216283	1STQ007428B0000	1/1
P2		3	600/800	PJAE216302	1STQ007396B0000	1/1
		4		PJAE216402	1STQ007436B0000	1/1
P3		3	600	PJAE216363	1STQ007404B0000	1/1
		4		PJAE216463	1STQ007444B0000	1/1
	2500A	3	800	PJAE216383	1STQ007412B0000	1/1
		4		PJAE216483	1STQ007452B0000	1/1
P1	2500A	3	600	PJE2253061	1STQ007381B0000	1/1
		4		PJAE225263	1STQ007421B0000	1/1
		3	800	PJE2253081	1STQ007389B0000	1/1
		4		PJAE225283	1STQ007429B0000	1/1
P2		3	600/800	PJAE225302	1STQ007397B0000	1/1
		4		PJAE225402	1STQ007437B0000	1/1
P3		3	600	PJAE225363	1STQ007405B0000	1/1
		4		PJAE225463	1STQ007445B0000	1/1
	4000A	3	800	PJAE225383	1STQ007413B0000	1/1
		4		PJAE225483	1STQ007453B0000	1/1
Emax E4.2 Withdrawable - HR terminal						
P1	3200A	3	800	PJE4323081	1STQ007390B0000	1/1
		4		PJAE432283	1STQ007430B0000	1/1
P2		3	800	PJAE432302	1STQ007398B0000	1/1
		4		PJAE432402	1STQ007438B0000	1/1
P3		3	800	PJAE432383	1STQ007414B0000	1/1
		4		PJAE432483	1STQ007454B0000	1/1
P1	4000A	3	800	PJE4403081	1STQ007391B0000	1/1
		4		PJAE440283	1STQ007431B0000	1/1
		3	800	PJAE440302	1STQ007399B0000	1/1
		4		PJAE440402	1STQ007439B0000	1/1
P3		3	800	PJAE440383	1STQ007415B0000	1/1
		4		PJAE440483	1STQ007455B0000	1/1

Vertical circuit breaker kits

Order codes - Connection without copper for vertical circuit breakers kit



Key:

- P1** Connection between circuit breaker and MBBS.
- P2** Connection between circuit breaker and external.
- P3** Connection between circuit breaker and MBBS when it is in the same position as P2 (top/bottom).

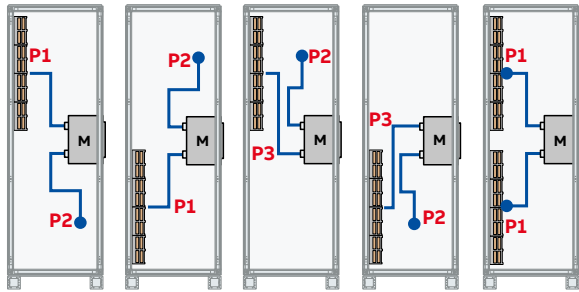
KIT FOR SIDE BY SIDE CIRCUIT-BREAKER

The kit is composed of no.1 connection + connection for side by side circuit-breaker

connection position	In (A)	No. of pole	Column dimension		Number of breakers per column	Delivered in kit		Package/ No. pcs		
			D (mm)	W (mm)		Type	Order code			
Tmax XT5 Withdrawable										
P1	400A	4P	600	800	2	PJXT542261	1STQ008082B0000	1/1		
			600	800	2	PJXT543261	1STQ008092B0000	1/1		
		4P	600	1000	3	PJXT542361	1STQ008102B0000	1/1		
			600	1000	3	PJXT543361	1STQ008112B0000	1/1		
		4P	800	800	2	PJXT542281	1STQ008083B0000	1/1		
			800	800	2	PJXT543281	1STQ008093B0000	1/1		
		4P	800	1000	3	PJXT542381	1STQ008103B0000	1/1		
			800	1000	3	PJXT543381	1STQ008113B0000	1/1		
		P2	400A	4P	600/800	800	2	PJXT542262	1STQ008084B0000	1/1
					600/800	800	2	PJXT543262	1STQ008094B0000	1/1
				4P	600/800	1000	3	PJXT542363	1STQ008104B0000	1/1
					600/800	1000	3	PJXT543362	1STQ008114B0000	1/1
P3	400A			4P	600	800	2	PJXT542263	1STQ008085B0000	1/1
		600	800		2	PJXT543263	1STQ008095B0000	1/1		
		4P	600	1000	3	PJXT542383	1STQ008105B0000	1/1		
			600	1000	3	PJXT543363	1STQ008115B0000	1/1		
		4P	800	800	2	PJXT542283	1STQ008086B0000	1/1		
			800	800	2	PJXT543283	1STQ008096B0000	1/1		
		4P	800	1000	3	PJXT542362	1STQ008106B0000	1/1		
			800	1000	3	PJXT543383	1STQ008116B0000	1/1		
P1	630A	4P	600	800	2	PJXT562261	1STQ008087B0000	1/1		
			600	800	2	PJXT563261	1STQ008097B0000	1/1		
		4P	600	1000	3	PJXT562361	1STQ008107B0000	1/1		
			600	1000	3	PJXT563361	1STQ008117B0000	1/1		
		4P	800	800	2	PJXT562281	1STQ008088B0000	1/1		
			800	800	2	PJXT563281	1STQ008098B0000	1/1		
		4P	800	1000	3	PJXT562381	1STQ008108B0000	1/1		
			800	1000	3	PJXT563381	1STQ008118B0000	1/1		
		P2	630A	4P	600/800	800	2	PJXT562262	1STQ008091B0000	1/1
					600/800	800	2	PJXT563262	1STQ008101B0000	1/1
				4P	600/800	1000	3	PJXT562362	1STQ008111B0000	1/1
					600/800	1000	3	PJXT563962	1STQ008121B0000	1/1
P3	630A			4P	600	800	2	PJXT562263	1STQ008089B0000	1/1
		600	800		2	PJXT563963	1STQ008099B0000	1/1		
		4P	600	1000	3	PJXT562363	1STQ008109B0000	1/1		
			600	1000	3	PJXT563363	1STQ008119B0000	1/1		
		4P	800	800	2	PJXT562283	1STQ008090B0000	1/1		
			800	800	2	PJXT563983	1STQ008100B0000	1/1		
		4P	800	1000	3	PJXT562383	1STQ008110B0000	1/1		
			800	1000	3	PJXT563383	1STQ008120B0000	1/1		

Vertical breaker for CTs application

Order codes - Connection for vertical circuit-breakers kit



Key:

- P1** Connection between circuit breaker and MBBS.
- P2** Connection between circuit breaker and external.
- P3** Connection between circuit breaker and MBBS when it is in the same position as P2 (top/bottom).

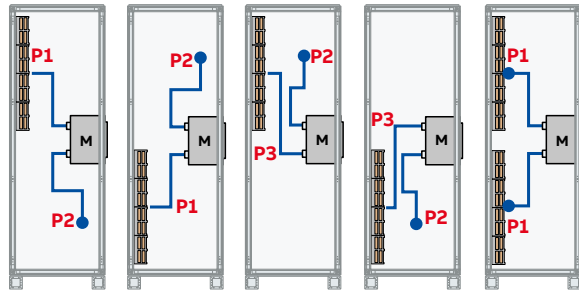
KIT FOR SIDE BY SIDE CIRCUIT-BREAKER

The kit is composed of no.1 connection + connection for side by side circuit-breaker

connection position	In (A)	No. of pole	Column dimension		Number of breakers per column	Delivered in kit		Package/ No. pcs
			D (mm)	W (mm)		Type	Order code	
Tmax XT5 MOE Withdrawable								
P1	400A	4P	600	800	2	PJXT582361	1STQ008046B0000	1/1
			600	800	2	PJXT553361	1STQ008055B0000	1/1
		4P	600	1000	3	PJXT542461	1STQ008064B0000	1/1
			600	1000	3	PJXT543461	1STQ008073B0000	1/1
		4P	800	800	2	PJXT592381	1STQ008047B0000	1/1
			800	800	2	PJXT573381	1STQ008056B0000	1/1
		4P	800	1000	3	PJXT542481	1STQ008065B0000	1/1
			800	1000	3	PJXT543481	1STQ008074B0000	1/1
P3	400A	4P	600	800	2	PJXT582363	1STQ008048B0000	1/1
			600	800	2	PJXT553363	1STQ008057B0000	1/1
		4P	600	1000	3	PJXT542463	1STQ008066B0000	1/1
			600	1000	3	PJXT543463	1STQ008075B0000	1/1
		4P	800	800	2	PJXT592383	1STQ008049B0000	1/1
			800	800	2	PJXT573383	1STQ008058B0000	1/1
		4P	800	1000	3	PJXT542483	1STQ008067B0000	1/1
			800	1000	3	PJXT543483	1STQ008076B0000	1/1
P1	630A	4P	600	800	2	PJXT552361	1STQ008050B0000	1/1
			600	800	2	PJXT593361	1STQ008059B0000	1/1
		4P	600	1000	3	PJXT562461	1STQ008068B0000	1/1
			600	1000	3	PJXT563461	1STQ008077B0000	1/1
		4P	800	800	2	PJXT552381	1STQ008051B0000	1/1
			800	800	2	PJXT553381	1STQ008060B0000	1/1
		4P	800	1000	3	PJXT562481	1STQ008069B0000	1/1
			800	1000	3	PJXT563481	1STQ008078B0000	1/1
P2	630A	4P	600/800	800	2	PJXT562382	1STQ008054B0000	1/1
			600/800	800	2	PJXT563362	1STQ008063B0000	1/1
		4P	600/800	1000	3	PJXT542462	1STQ008072B0000	1/1
			600/800	1000	3	PJXT563462	1STQ008081B0000	1/1
P3	630A	4P	600	800	2	PJXT552363	1STQ008052B0000	1/1
			600	800	2	PJXT553333	1STQ008061B0000	1/1
		4P	600	1000	3	PJXT562463	1STQ008070B0000	1/1
			600	1000	3	PJXT563863	1STQ008079B0000	1/1
		4P	800	800	2	PJXT552383	1STQ008053B0000	1/1
			800	800	2	PJXT553383	1STQ008062B0000	1/1
		4P	800	1000	3	PJXT562483	1STQ008071B0000	1/1
			800	1000	3	PJXT563883	1STQ008080B0000	1/1

Vertical breaker for CTs application

Order codes - Connection for vertical circuit-breakers kit



Key:

- P1** Connection between circuit breaker and MBBS.
- P2** Connection between circuit breaker and external.
- P3** Connection between circuit breaker and MBBS when it is in the same position as P2 (top/bottom).

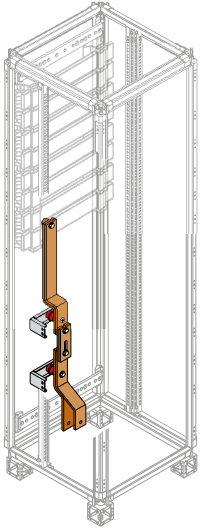
KIT FOR SIDE BY SIDE CIRCUIT-BREAKER

The kit is composed of no.1 connection + connection for side by side circuit-breaker

connection position	In (A)	No. of pole	Column dimension		Number of breakers per column	Delivered in kit		Package/ No. pcs
			D (mm)	W (mm)		Type	Order code	
Tmax XT7/Emax E1.2 Withdrawable - HR terminal								
P1	800/1000A	4P	600	1000	2	PJXE184261	1STQ008122B0000	1/1
		3P	600	1000	2	PJXE183261	1STQ008132B0000	1/1
		4P	800	1000	2	PJXE184281	1STQ008123B0000	1/1
		3P	800	1000	2	PJXE183281	1STQ008133B0000	1/1
P1	800/1000A	4P	600/800	1000	2	PJXE184262	1STQ008124B0000	1/1
		3P	600/800	1000	2	PJXE183262	1STQ008134B0000	1/1
P3	800/1000A	4P	600	1000	2	PJXE189263	1STQ008125B0000	1/1
		3P	600	1000	2	PJXE183263	1STQ008135B0000	1/1
		4P	800	1000	2	PJXE184983	1STQ008126B0000	1/1
		3P	800	1000	2	PJXE183283	1STQ008136B0000	1/1
P1	1250/1600A	4P	600	1000	2	PJXE124361	1STQ008127B0000	1/1
		3P	600	1000	2	PJXE123261	1STQ008137B0000	1/1
		4P	800	1000	2	PJXE124381	1STQ008128B0000	1/1
		3P	800	1000	2	PJXE123281	1STQ008138B0000	1/1
P2	1250/1600A	4P	600/800	1000	2	PJXE124362	1STQ008131B0000	1/1
		3P	600/800	1000	2	PJXE123283	1STQ008141B0000	1/1
P3	1250/1600A	4P	800	1000	2	PJXE124383	1STQ008130B0000	1/1
		3P	800	1000	2	PJXE123263	1STQ008140B0000	1/1
		4P	600	1000	2	PJXE124363	1STQ008129B0000	1/1
		3P	600	1000	2	PJXE123262	1STQ008139B0000	1/1

Vertical breaker for CTs application

Order codes - Connection for vertical circuit-breakers kit

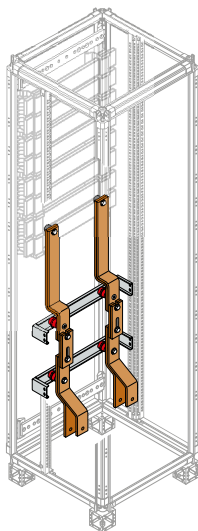


Neutral Disconnecter

Circuit-breakers	Position	Dimensions (mm)		Delivered in kit		Pkg/ No. pcs
		D		Type	Order code	
XT5 W 400A	1-2	600		PNXT543002	1STQ007768B0000	1/1
	1-2	800		PNXT543003	1STQ007774B0000	1/1
	3-2	600		PMXT543002	1STQ007782B0000	1/1
	3-2	800		PMXT543003	1STQ007788B0000	1/1
XT5 W 630A	1-2	600		PNXT563002	1STQ007769B0000	1/1
	1-2	800		PNXT563003	1STQ007775B0000	1/1
	3-2	600		PMXT563002	1STQ007783B0000	1/1
	3-2	800		PMXT563003	1STQ007789B0000	1/1
XT5 W MOE 400A	1-2	600		PNXT509612	1STQ007981B0000	1/1
	1-2	800		PNXT509812	1STQ007982B0000	1/1
	3-2	600		PNXT509632	1STQ007983B0000	1/1
	3-2	800		PNXT509832	1STQ007984B0000	1/1
XT5 W MOE 630A	1-2	600		PNXT569612	1STQ007985B0000	1/1
	1-2	800		PNXT569812	1STQ007986B0000	1/1
	3-2	600		PNXT569632	1STQ007987B0000	1/1
	3-2	800		PNXT569832	1STQ007988B0000	1/1
XT7, E1.2 W 1000A	1-2	600		PNXE183002	1STQ007770B0000	1/1
	1-2	800		PNXE183003	1STQ007776B0000	1/1
	3-2	600		PMXE183002	1STQ007784B0000	1/1
	3-2	800		PMXE183003	1STQ007790B0000	1/1
XT7, E1.2 W 1250/1600A	1-2	600		PNXE123002	1STQ007771B0000	1/1
	1-2	800		PNXE123003	1STQ007777B0000	1/1
	3-2	600		PMXE123002	1STQ007785B0000	1/1
	3-2	800		PMXE123003	1STQ007791B0000	1/1
E2.2 W 1600/2000A	1-2	600		PNAE216302	1STQ007772B0000	1/1
	1-2	800		PNAE216303	1STQ007778B0000	1/1
	3-2	600		PMAE216302	1STQ007786B0000	1/1
	3-2	800		PMAE216303	1STQ007792B0000	1/1
E2.2 W 2500A	1-2	600		PNAE225302	1STQ007773B0000	1/1
	1-2	800		PNAE225303	1STQ00779B0000	1/1
	3-2	600		PMAE225302	1STQ007787B0000	1/1
	3-2	800		PMAE225303	1STQ007793B0000	1/1
E4.2 W 3200A	1-2	800		PNAE432302	1STQ007780B0000	1/1
	3-2	800		PMAE432302	1STQ007794B0000	1/1
E4.2 W 4000A	1-2	800		PNAE440302	1STQ007781B0000	1/1
	3-2	800		PMAE440302	1STQ007795B0000	1/1

Vertical breaker for CTs application

Order codes - Connection for vertical circuit-breakers kit

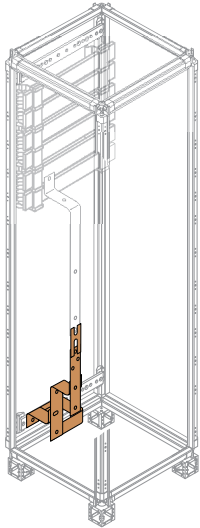


Side by side neutral Disconnecter

Circuit-breakers	Position	No. poles	Dimensions (mm)		Delivered in kit		Pkg/ No. pcs
			W	D	Type	Order code	
Tmax XT5 400 A							
2xXT5 w	1-2	3P	800	600	PNXT543262	1STQ008188B0000	1/1
2xXT5 W	1-2	3P	800	800	PNXT543282	1STQ008189B0000	1/1
3xXT5 W	1-2	3P	1000	600	PNXT543362	1STQ008190B0000	1/1
3xXT5 W	1-2	3P	1000	800	PNXT543382	1STQ008191B0000	1/1
2xXT5 W	1-2	3P	800	600	PNXT563262	1STQ008192B0000	1/1
2xXT5 W	1-2	3P	800	800	PNXT563282	1STQ008193B0000	1/1
3xXT5 W	1-2	3P	1000	600	PNXT563362	1STQ008194B0000	1/1
3xXT5 W	1-2	3P	1000	800	PNXT563382	1STQ008195B0000	1/1
2xXT5 MOE W	1-2	3P	800	600	PNXT543369	1STQ008196B0000	1/1
2xXT5 MOE W	1-2	3P	800	800	PNXT543389	1STQ008197B0000	1/1
3xXT5 MOE W	1-2	3P	1000	600	PNXT543462	1STQ008198B0000	1/1
3xXT5 MOE W	1-2	3P	1000	800	PNXT543482	1STQ008199B0000	1/1
2xXT5 MOE W	1-2	3P	800	600	PNXT563369	1STQ008200B0000	1/1
2xXT5 MOE W	1-2	3P	800	800	PNXT563389	1STQ008201B0000	1/1
3xXT5 MOE W	1-2	3P	1000	600	PNXT563462	1STQ008202B0000	1/1
3xXT5 MOE W	1-2	3P	1000	800	PNXT563489	1STQ008203B0000	1/1
2xXT5 W	3-2	3P	800	600	PMXT543262	1STQ008206B0000	1/1
2xXT5 W	3-2	3P	800	800	PMXT543282	1STQ008207B0000	1/1
3xXT5 W	3-2	3P	1000	600	PMXT543362	1STQ008208B0000	1/1
3xXT5 W	3-2	3P	1000	800	PMXT543382	1STQ008209B0000	1/1
2xXT5 W	3-2	3P	800	600	PMXT563262	1STQ008210B0000	1/1
2xXT5 W	3-2	3P	800	800	PMXT563282	1STQ008211B0000	1/1
3xXT5 W	3-2	3P	1000	600	PMXT563362	1STQ008212B0000	1/1
3xXT5 W	3-2	3P	1000	800	PMXT563382	1STQ008213B0000	1/1
2xXT5 MOE W	3-2	3P	800	600	PMXT543369	1STQ008214B0000	1/1
2xXT5 MOE W	3-2	3P	800	800	PMXT543389	1STQ008215B0000	1/1
3xXT5 MOE W	3-2	3P	1000	600	PMXT543462	1STQ008216B0000	1/1
3xXT5 MOE W	3-2	3P	1000	800	PMXT543482	1STQ008217B0000	1/1
2xXT5 MOE W	3-2	3P	800	600	PMXT563369	1STQ008218B0000	1/1
2xXT5 MOE W	3-2	3P	800	800	PMXT563389	1STQ008219B0000	1/1
3xXT5 MOE W	3-2	3P	1000	600	PMXT563469	1STQ008220B0000	1/1
3xXT5 MOE W	3-2	3P	1000	800	PMXT563462	1STQ008221B0000	1/1
XT5 I	1-2	3/4P	800	600	PNXT519612	1STQ008228B0000	1/1
XT5 I	1-2	3/4P	800	800	PNXT519812	1STQ008229B0000	1/1
XT5 I	3-2	3/4P	800	600	PNXT519632	1STQ008230B0000	1/1
XT5 I	3-2	3/4P	800	800	PNXT519832	1STQ008231B0000	1/1
XT5 I	1-2	3/4P	800	600	PNXT579612	1STQ008232B0000	1/1
XT5 I	1-2	3/4P	800	800	PNXT579812	1STQ008233B0000	1/1
XT5 I	3-2	3/4P	800	600	PNXT579632	1STQ008234B0000	1/1
XT5 I	3-2	3/4P	800	800	PNXT579832	1STQ008235B0000	1/1
Tmax XT7 - Emax E1.2 1000 A							
2xXT7;E1.2 W	3-2	3P	1000	600	PMXE183262	1STQ008222B0000	1/1
2xXT7;E1.2 W	3-2	3P	1000	800	PMXE183282	1STQ008223B0000	1/1

Vertical breaker for CTs application

Order codes - Connection for vertical circuit-breakers kit

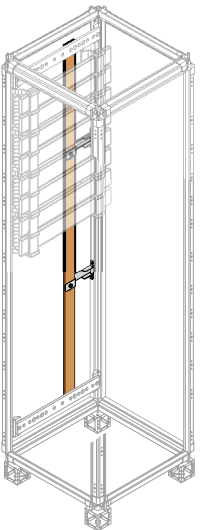


CEP

Description	Dimensions (mm)		Delivered in kit		Pkg/ No. pcs
	D		Type	Order code	
Cep for 3 poles breakers					
CEP XT5 W 400A	600		PCEP5145	1STQ007858B0000	1/1
	800		PCEP5147	1STQ007860B0000	1/1
CEP XT5 W 630A	600		PCEP5165	1STQ007859B0000	1/1
	800		PCEP5167	1STQ007861B0000	1/1
CEP XT5 W MOE 400A	600		PCEP5450	1STQ007989B0000	1/1
	800		PCEP5470	1STQ007991B0000	1/1
CEP XT5 W MOE 630A	600		PCEP6350	1STQ007990B0000	1/1
	800		PCEP6370	1STQ007992B0000	1/1
CEP XT7 - E1.2 W 800/1000/1250/1600A	600		PCEP1165	1STQ007869B0000	1/1
	800		PCEP1167	1STQ007870B0000	1/1
CEP E2.2 W 1600/2000/2500A	600		PCEP2165*	1STQ007872B0000	1/1
	800		PCEP2167*	1STQ007873B0000	1/1
EP E4.2 W 3200A	800		PCEP4137	1STQ007875B0000	1/1
EP E4.2 W 4000A	800		PCEP4147	1STQ007876B0000	1/1

The CEP can only be mounted in correspondence with the neutral disconnecter.

* They need a 10 mm copper spacer (ZX651) when used for a 1600 or 2000 A system. In the case of 2500 A, no additional spacer is needed.

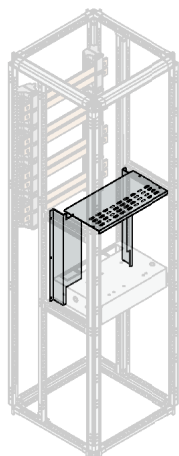


Offset

Description	Delivered in kit		Pkg/ No. pcs
	Type	Order code	
Offset 1x60x10	POCN1600	1STQ007889B0000	1/1

Vertical breaker for CTs application

Order codes - Segregation



Segregation Form 2a, 3a

Circuit-breakers	No. poles	Dimensions W (mm)	Delivered in kit		Package/ No. pcs
			Type	Order code	
XT5 W	3-4	500	PSVRT550	1STQ003995B0000	1/1
2 x XT5 W MOE	3-4	800	PSVRT559	1STQ008238B0000	1/1
XT7- E1.2 W	3	600	PSVT7613	1STQ007457B0000	1/1
2 x E1.2 W	3	1000	PSVT7213	1STQ008147B0000	1/1
2 x E1.2 W	4	1000	PSVT7214	1STQ008148B0000	1/1
E2.2 W W	3	600	PSVE2603	1STQ007458B0000	1/1
E4.2 W 3200A	3	800	PSVE4803	1STQ007459B0000	1/1
E4.2 W 4000A	3	800	PSVE4613	1STQ007460B0000	1/1
XT5 W	4	500	PSVT5504	1STQ007461B0000	1/1
3 x XT5 W MOE	3-4	1000	PSVRT649	1STQ008239B0000	1/1
XT7 W - E1.2 W	4	600	PSVT7614	1STQ007462B0000	1/1
E2.2 W	4	600	PSVE2604	1STQ007463B0000	1/1
E4.2 W 3200A	4	800	PSVE4804	1STQ007464B0000	1/1
E4.2 W 4000A	4	800	PSVE4634	1STQ007465B0000	1/1

Side segregation

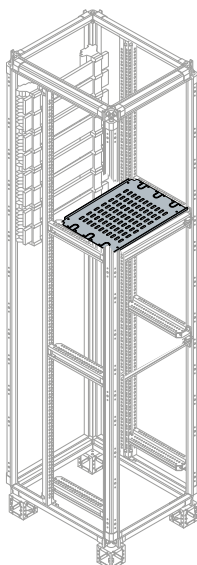
All three segregations must be ordered for each column.

External dimensions		Delivered in kit		Package/ No. pcs
H (mm)	D* (mm)	Type	Order code	
Side segregation for middle compartmen				
600	300	PPVS6030	1STQ004008B0000	1/1
Side segregation for wiring duct compartment (top position)				
700	300	PPVT7530	1STQ004009B0000	1/1
Side segregation for N/PE compartment (bottom position)				
700	300	PPVB7530	1STQ004010B0000	1/1

Universal horizontal segregations

The kit is composed by no.1 horizontal segregation form 2a/3a. It is necessary to order the universal horizontal segregation for all the rear segregations that have not already a specified additional plate. See (*) previous page.

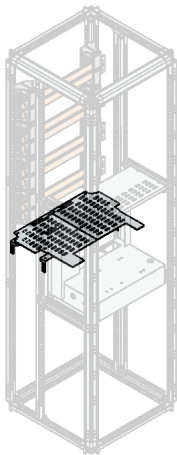
External dimensions W (mm)	Delivered in kit		Package/ No. pcs
	Type	Order code	
Horizontal segregation			
500	PSHS0500	1STQ004012B0000	1/1
600	PSHS0601	1STQ004013B0000	1/1
800	PSHS0800	1STQ004014B0000	1/1
1000	PSHS1000	1STQ004015B0000	1/1



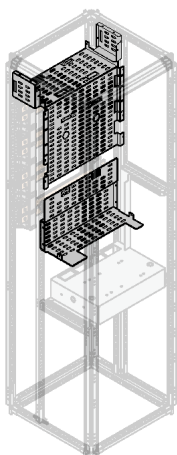
Vertical breaker for CTs application

Order codes - Segregation

Position P1-P2



Position P3-P2

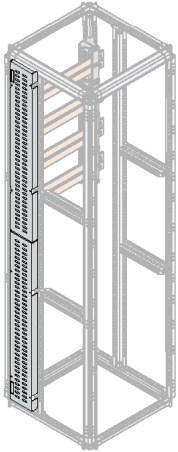


Segregation Form 3b

Circuit-breakers	In(A)	No. poles	Position	Dimensions (mm)		Delivered in kit		Pkg/No. pcs	
				W	D	Type	Order code		
XT5 W	400A	4P	3-2	500	600	PSHW5461	1STQ007706B0000	1/1	
									630A
	4P	3-2	500	800	PSHW5480	1STQ007713B0000	1/1		
								4P	
	4P	1-2	800	600	PSHW5464	1STQ007709B0000	1/1		
								4P	
	4P	3-2	800	800	PSHW5484	1STQ007717B0000	1/1		
								4P	
	4P	1-2	1000	600	PSHW5468	1STQ007711B0000	1/1		
								4P	
	4P	3-2	1000	800	PSHW5488	1STQ007721B0000	1/1		
								XT5 W MOE	400A
630A	4P	3-2	500	600	PSHW5463	1STQ007708B0000	1/1		
									4P
	4P	1-2	500	800	PSHW5481	1STQ007714B0000	1/1		
									4P
	4P	3-2	800	600	PSHW5283	1STQ007702B0000	1/1		
									4P
	4P	1-2	800	800	PSHW5485	1STQ007718B0000	1/1		
									4P
	4P	3-2	1000	600	PSHW5285	1STQ007704B0000	1/1		
									4P
4P	1-2	1000	800	PSHW5489	1STQ007722B0000	1/1			
							XT5 W-I	400A	
630A		1-2	800	800	PSHW5812	1STQ008001B0000			
		3-2	800	800	PSHW5832	1STQ008003B0000			
							XT7 W E1.2 W	800A	3P
1000A	3/4P	3-2	600	600	PSHW7863	1STQ007725B0000			
								1250A	4P
1600A	3/4P	3-2	600	800	PSHW7884	1STQ007729B0000			
		4P	1-2	600	800	PSHW7982			
							XT7 W E1.2 W	800A	3P
1000A	4P	1-2	1000	600	PSHW7965	1STQ007737B0000			
								1250A	4P
1600A	3P	3-2	1000	800	PSHW7988	1STQ007742B0000			
		3P	1-2	1000	800	PSHW7986			
									4P
E2.2 W	1600A	3P	1-2	600	600	PSHW2161			
							2000A	3P	3-2
	2500A	4P	1-2	600	600	PSHW2461			
									4P
			3P	3-2	600	800			
									4P
			3P	1-2	600	800			
									4P
			3P	3-2	800	800			
									4P
			3P	1-2	800	800			
									4P

Vertical breaker for CTs application

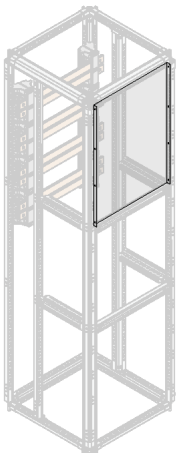
Order codes - Segregation



4b segregation

Description	Dimensions		Delivered in kit		Package/ No. pcs
	D (mm)		Type	Order code	
Segregation 4b					
Left top/bottom right	600		PPVS7162	1STQ007747B0000	1/2
Left top/bottom right	800		PPVS7182	1STQ007748B0000	1/2
Left top/bottom left	600		PPVS7163	1STQ007750B0000	1/2
Left top/bottom left	800		PPVS7183	1STQ007751B0000	1/2

Segregations to be fitted between intermediate uprights and rear uprights, only on the side opposite the MBBS.



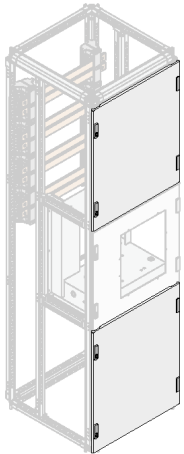
Cable touchguard protection

Description	Dimensions (mm)		Delivered in kit		Package/ No. pcs
	H	W	Type	Order code	
Cable touchguard	700	500	PPTG4071	1STQ001805C0000	1/1
Cable touchguard	700	600	PPTG5071	1STQ001806C0000	1/1
Cable touchguard	700	800	PPTG7071	1STQ001807C0000	1/1
Cable touchguard	700	1000	PPTG9071	1STQ001808C0000	1/1

*If the configuration is made with partial door, 1STQ001809C0000 - PPTG1000 must be exported

Vertical breaker for CTs application

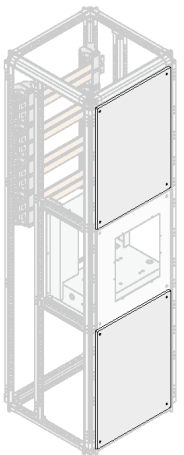
Order codes - Segregation



Front blind panel top/bottom without external door

Description	Dimensions W (mm)	Delivered in kit		Pkg/ No. pcs
		Type	Order code	
CB blind panel				
Blind panel	500	PPNT0640	1STQ003667B0000	1/1
Blind panel	600	PPNT0650	1STQ003668B0000	1/1
Blind panel	800	PPNT0670	1STQ003670B0000	1/1
Blind panel	1000	PPNT0690	1STQ003672B0000	1/1

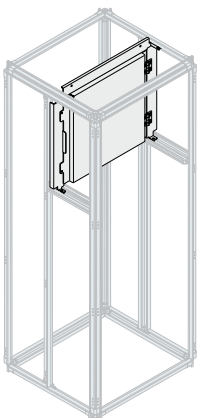
Order 2 pcs for column.



Front blind panel top/bottom with external door

Description	Dimensions W (mm)	Delivered in kit		Pkg/ No. pcs
		Type	Order code	
Blind panel	500	PPNT0641	1STQ005993B0000	1/1
Blind panel	600	PPNT0651	1STQ005994B0000	1/1
Blind panel	800	PPNT0671	1STQ005995B0000	1/1
Blind panel	1000	PPNT0691	1STQ005996B0000	1/1

Order 2 pcs for column.



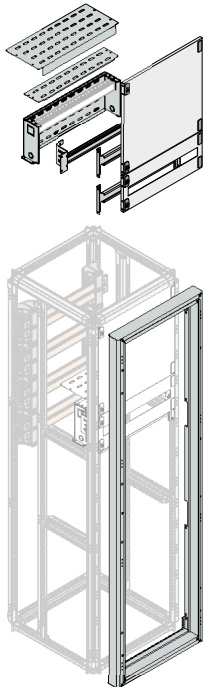
Top/bottom compartment: adjustable position rear shelves

They can be mounted in the top/bottom compartment if cable connections and N/PE bars are not present.

External dimensions		Delivered in kit		Package/ No. pcs
H (mm)	W (mm)	Type	Order code	
Adjustable rear shelf				
700	500	PSVH7050	1STQ003143B0000	1/4
700	600	PSVH7060	1STQ003144B0000	1/4
700	800	PSVH7080	1STQ003145B0000	1/4
700	1000	PSVH7010	1STQ003146B0000	1/4

Vertical breaker for CTs application

Cover kits

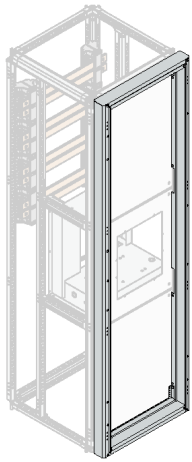


DIN rail column

Description	Dimensions W (mm)	Delivered in kit		Pkg/ No. pcs
		Type	Order code	
DIN rail kit	600	PDIN5001	1STQ007908B0000	1/1
DIN rail kit	800	PDIN7001	1STQ007909B0000	1/1
DIN rail kit	1000	PDIN9001	1STQ007910B0000	1/1
DIN rail panel	600	PPNT5001	1STQ007911B0000	1/1
DIN rail panel	800	PPNT7001	1STQ007912B0000	1/1
DIN rail panel	1000	PPNT9001	1STQ007913B0000	1/1
Blind panel	600	PPNT5501	1STQ007914B0000	1/1
Blind panel	800	PPNT7501	1STQ007915B0000	1/1
Blind panel	1000	PPNT9501	1STQ007916B0000	1/1
Frame for external door	600	PEFD5001	1STQ007917B0000	1/1
Frame for external door	800	PEFD7001	1STQ007918B0000	1/1
Frame for external door	1000	PEFD9001	1STQ007919B0000	1/1
DIN segreg. H450	600	PDIN5450	1STQ008142B0000	1/1
DIN segreg. H450	800	PDIN7450	1STQ008143B0000	1/1
DIN segreg. H450	1000	PDIN9450	1STQ008144B0000	1/1
DIN segreg. H450 for wiring duct		PDIN1450	1STQ008145B0000	1/1
DIN segreg. H450 N/PE bar		PDIN2450	1STQ008146B0000	1/1

Vertical breaker for CTs application

Cover kits



Frame for external door

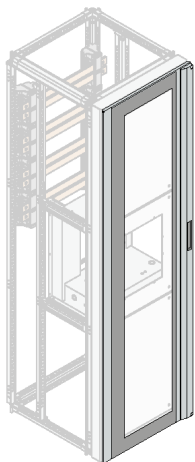
Dimensions (mm)		Delivered in kit		Pkg/ No. pcs
H (mm)	W (mm)	Type	Order code	
2200	500	PEFD0500	1STQ005696B0000	1/1
2200	600	PEFD0601	1STQ006215B0000	1/1
2200	800	PEFD0800	1STQ005699B0000	1/1
2200	1000	PEFD1000	1STQ005701B0000	1/1
2200	1100	PEFD1100	1STQ005702B0000	1/1



External blind door

Description	Dimensions W (mm)	Delivered in kit		Pkg/ No. pcs
		Type	Order code	
Blind door	500	PDLB2041	1STQ003607B0000	1/1
Blind door	600	PDLB2153	1STQ006036B0000	1/1
Blind door	800	PDLB2072	1STQ006039B0000	1/1
Blind door	1000	PDLB2091	1STQ006041B0000	1/1

Handle to be ordered separately.




External glass door

Description	Dimensions W (mm)	Delivered in kit		Pkg/ No. pcs
		Type	Order code	
Glass door	500	PDLG2043	1STQ006035B0000	1/1
Glass door	600	PDLG2153	1STQ006046B0000	1/1
Glass door	800	PDLG2072	1STQ006040B0000	1/1
Glass door	1000	PDLG2091	1STQ006042B0000	1/1

Handle to be ordered separately.

Vertical breaker for CTs application

Cover kits



PHLS0010



PHLL0011



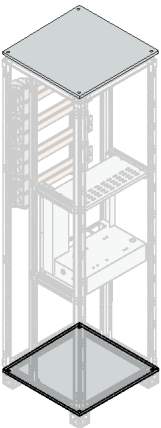
PHLL0012



PHLL0013

Closing systems

Description	Delivered in kit		Pkg/ No. pcs
	Type	Order code	
Standard lever with push-button	PHLS0010	1STQ008126A0000	1/1
Padlockable lever handle	PHLS0011	1STQ002282B0000	1/1
Lever for semicylinder inserts	PHLS0012	1STQ002283B0000	1/1
Standard lever without push-button	PHLS0013	1STQ002334B0000	1/1

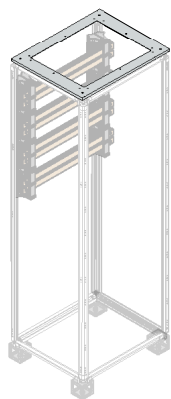


Blind top external panel

Dimensions		Delivered in kit		Pkg/ No. pcs
W (mm)	D (mm)	Type	Order code	
500	600	PTBB4050	1STQ007114A0000	1/1
	800	PTBB4070	1STQ007115A0000	1/1
600	600	PTBB5057	1STQ009407A0000	1/1
	800	PTBB5070	1STQ009435A0000	1/1
800	600	PTBB5070	1STQ009435A0000	1/1
	800	PTBB7072	1STQ003358B0000	1/1
1000	600	PTBB5090	1STQ001283B0000	1/1
	800	PTBB9070	1STQ003600B0000	1/1

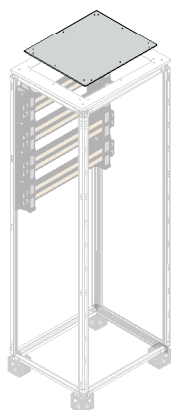
Vertical breaker for CTs application

Cover kits



Top panel with flange

Dimensions		Delivered in kit		Pkg/ No. pcs
W (mm)	D (mm)	Type	Order code	
500	600	PTBO4050	1STQ007142A0000	1/1
500	800	PTBO4070	1STQ007143A0000	1/1
600	600	PTBO5050	1STQ007145A0000	1/1
600	800	PTBO5070	1STQ007146A0000	1/1
800	600	PTBO7050	1STQ008505B0000	1/1
800	800	PTBO7070	1STQ008506B0000	1/1
1000	600	PTBO9050	1STQ008508B0000	1/1
1000	800	PTBO9070	1STQ008509B0000	1/1

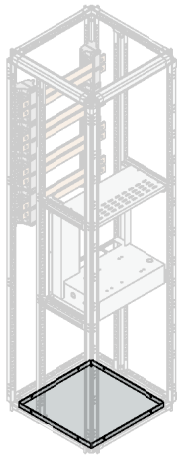


Flanges

External dimensions		Delivered in kit		Package/ No. pcs
W (mm)	D (mm)	Type	Order code	
500	600	PFCF4050	1STQ007665A0000	1/1
500	800	PFCF4070	1STQ007666A0000	1/1
600	600	PFCF5050	1STQ007668A0000	1/1
600	800	PFCF5070	1STQ007669A0000	1/1
800	600	PFCF5070	1STQ007669A0000	1/1
800	800	PFCF7070	1STQ008512B0000	1/1
1000	600	PFCF9050	1STQ001292B0000	1/1
1000	800	PFCF9070	1STQ008513B0000	1/1

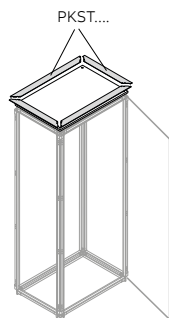
Vertical breaker for CTs application

Cover kits



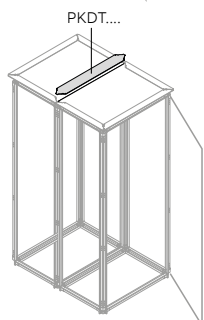
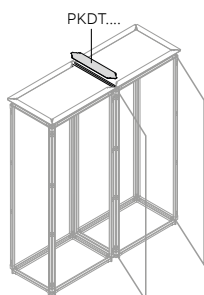
Internal bottom

Dimensions		Delivered in kit		Package/ No. pcs
W (mm)	D (mm)	Type	Order code	
500	600	PBWP4050	1STQ007178A0000	1/1
500	800	PBWP4070	1STQ007179A0000	1/1
600	600	PBWP5050	1STQ007181A0000	1/1
600	800	PBWP5070	1STQ007182A0000	1/1
800	600	PBWP5070	1STQ007182A0000	1/1
800	800	PBWP7074	1STQ006884B0000	1/1
1000	600	PBWP5090	1STQ001299B0000	1/1
1000	800	PBWP9074	1STQ006889B0000	1/1



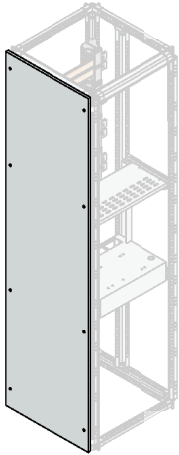
IPX1 profiles

Dimensions		Delivered in kit		Package/ No. pcs
W (mm)	D (mm)	Type	Order code	
IPX1 profiles for single columns in width				
500		PKST0400	1STQ001908B0000	1/1
600		PKST0500	1STQ001909B0000	1/1
800		PKST0701	1STQ007920B0000	1/1
1000		PKTS0900	1STQ007921B0000	1/1
IPX1 profiles for single columns in depth				
	600	PKDT0501	1STQ001938B0000	1/1
	800	PKDT0700	1STQ001923B0000	1/1
IPX1 profiles for back to back columns in width				
500		PKDT0400	1STQ001920B0000	1/1
600		PKDT0500	1STQ001921B0000	1/1
800		PKDT0700	1STQ001923B0000	1/1
1000		PKDT0900	1STQ001926B0000	1/1
IPX1 profiles for side by side columns in depth				
	600	PKST0501	1STQ001936B0000	1/1
	800	PKST0700	1STQ001911B0000	1/1



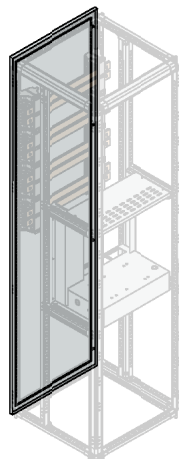
Vertical breaker for CTs application

Cover kits



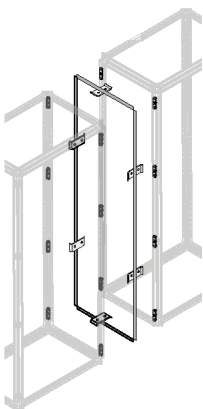
External blind side panel

Dimensions		Delivered in kit		Package/ No. pcs
H (mm)	D (mm)	Type	Order code	
2100	600	PPEB2056	1STQ008106A0000	1/1
	800	PPEB2076	1STQ008107A0000	1/1



External blind rear panel

Dimensions		Delivered in kit		Package/ No. pcs
H (mm)	W (mm)	Type	Order code	
2100	500	PPEB2046	1STQ007590A0000	1/1
	600	PPEB2056	1STQ008106A0000	1/1
	800	PPEB2076	1STQ008107A0000	1/1
	1000	PPEB2096	1STQ008108A0000	1/1



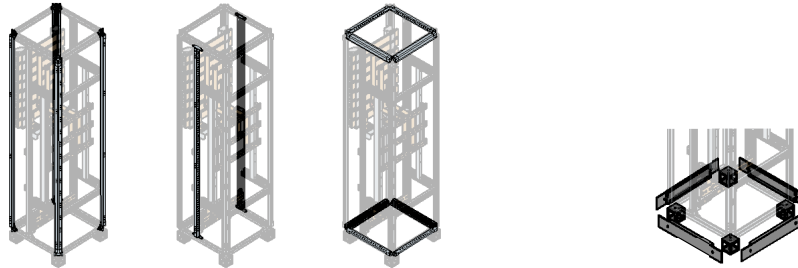
Kit for joining structures

The kit for joining structures is composed of different brackets and a gasket for the maintenance of the IP protection degree and allows both a side-by-side and a back-to-back joining of structures.

Description	Delivered in kit		Package/ No. pcs
	Type	Order code	
Kit for joining corner structures	PSES009	1STQ009185A0000	1/12

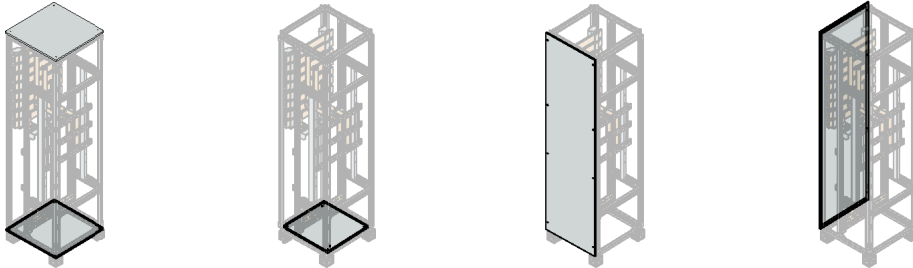
InLine

Quick selection guide



FRAME

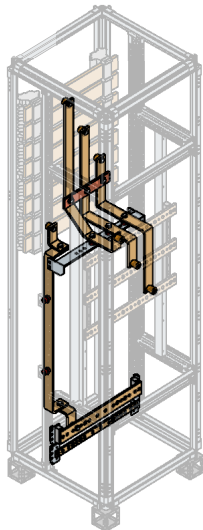
External dimensions			Uprights	Intermediate uprights for internal mounting kits	Structure crosspieces Galvanized sheet metal		H=100mm plinth	Plinth flanges				
H (mm)	W (mm)	D (mm)	Galvanized sheet metal	Galvanized sheet metal	Front/Rear	Side	Angle pieces	Front/Rear	Side			
2200	600	600	PUPM2001	PUPM2011	PCFM0500	PCFM0500	PPAM0100	PPFM1050	PPFM1050			
		800							PPFM1070			
	800	600							PCFM0500	PPAM0100	PPFM1070	PPFM1050
		800							PCFM0700	PPAM0100	PPFM1070	PPFM1070
	1000	600							PCFM0500	PPAM0100	PPFM1090	PPFM1050
		800							PCFM0700	PPAM0100	PPFM1070	PPFM1070



EXTERNAL COVER

InLine kit 1200mm

Top/bottom external panel	Internal bottom	Side Panel	Rear Panel	Kit for the fixing of InLine fuseholders. height of central section 1200mm
PTBB5057	PBWP5050	PPEB2056	PPEB2056	PKNX1262
PTBB5070	PBWP5070	PPEB2076	PPEB2076	PKNX1282
PTBB5070	PBWP5070	PPEB2056	PPEB2076	PKNX1282
PTBB7072	PBWP7074	PPEB2076	PPEB2076	PKNX1282
PTBB5090	PBWP5090	PPEB2056	PPEB2096	PKNX1212
PTBB9070	PBWP9074	PPEB2076	PPEB2076	PKNX1212



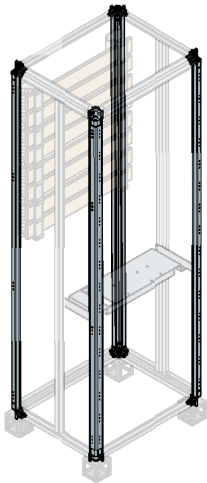
Connection between main and distribution busbars

H (mm)	D (mm)	Rating [A]	Distribution busbar section
1200	600	1000	3x 50x10mm
		1250	3x 60x10mm
		1600	3x 80x10mm
		2000	3x 100x10mm
800/1000	1000	1000	3x 50x10mm
		1250	3x 60x10mm
		1600	3x 80x10mm
		2000	3x 100x10mm

For distribution busbars codes, see pag. 2-74.

InLine


Order codes - Frame



Uprights – Galvanized sheet metal

Upright formed by a closed profile made of galvanized sheet metal. The uprights include 8 already assembled 3-way joints, 8 already assembled axial screws and 16 loose axial screws. For applications with $I_n \leq 4000A$.

External dimensions H (mm)	Delivered in kit		Package/ No. pcs
	Type	Order code	
No.4 galvanized sheet metal uprights			
2100	PUPM2001	1STQ003353B0000	1/4



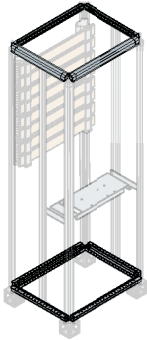
Intermediate upright for internal mounting kits – Galvanized sheet metal

Upright formed by a closed profile made of galvanized sheet metal. For applications with $I_n \leq 4000A$. For D=600 and 800mm order 2 pcs. For D=1000 order 4 pcs.

External dimensions H (mm)	Delivered in kit		Package/ No. pcs
	Type	Order code	
No.1 galvanized sheet metal upright			
2100	PUPM2011	1STQ003353B0000	1/1

InLine

Order codes - Frame

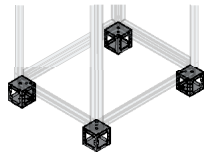


Structure crosspieces – Galvanized sheet metal

Depth and width crosspieces for structures in galvanized sheet metal.

External dimensions		Delivered in kit		Package/ No. pcs
W (mm)	D (mm)	Type	Order code	
No.4 width crosspieces				
600		PCFM0500	1STQ007039A0000	1/4
800		PCFM0700	1STQ007046A0000	1/4
1000		PCFM0900	1STQ007047A0000	1/4
No.4 depth crosspieces				
	600	PCFM0500	1STQ007039A0000	1/4
	800	PCFM0700	1STQ007046A0000	1/4

PPAM0100

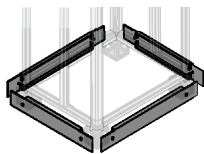


Universal angle pieces for plinths in galvanized sheet metal

Not pre-assembled to the structure. New angle piece with high mechanical strength. Can be fixed from the outside and from the inside of the structure even at a later date. Equipped with anti-rotation system and bottom that can be transported with a transpallet.

External dimensions		Delivered in kit		Package/ No. pcs
H (mm)		Type	Order code	
No.4 plinth angle pieces				
100		PPAM0100	1STQ007048A0000	1/4

*Order no. 2 pieces of H=100mm covering flange kits to complete the H=200mm plinth.
Max. plinth height 300mm combining n.3 pieces of 100mm standard plinths.



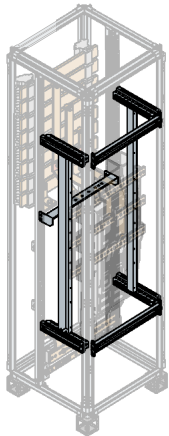
Plinth flanges

Side and front/rear plinth flanges H=100mm RAL 7012.

External dimensions		Delivered in kit		Package/ No. pcs
W (mm)	D (mm)	Type	Order code	
No.2 front/rear plinth flanges				
600		PPFM1050	1STQ007052A0000	1/2
800		PPFM1070	1STQ007059A0000	1/2
1000		PPFM1090	1STQ007060A0000	1/2
No.2 side plinth flanges				
	600	PPFM1050	1STQ007052A0000	1/2
	800	PPFM1070	1STQ007059A0000	1/2

InLine

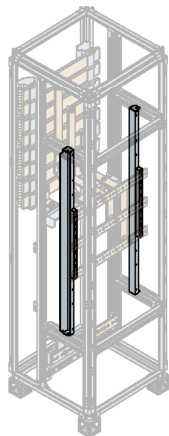
Order codes - Frame



InLine II installation kit.

Kit for the fixing of InLine fuseholders. Busbar holders are not included and must be ordered separately, see below.

Dimensions (mm)		Delivered in kit		Package/ No. pcs
H	W	Type	Order code	
InLine mounting kit				
1200	600	PKNX1262	1STQ009298B0000	1/1
1200	800	PKNX1282	1STQ009299B0000	1/1
1200	1000	PKNX1212	1STQ009300B0000	1/1

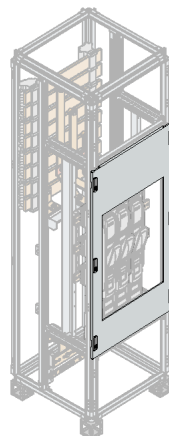


Busbar holder

To be ordered separately.

Description	Delivered in kit		Package/ No. pcs
	Type	Order code	
Busbar holder	ZX522	2CPX067909R9999	1/1
Busbar holder	ZX522P10	2CPX062553R9999	1/10

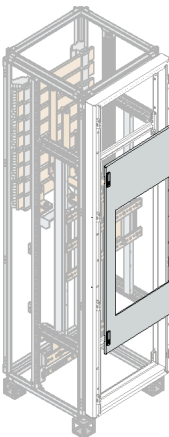
—
Order 2 pieces per column.



Panel for InLine mounting kit

For columns without doors.

Dimensions (mm)		Delivered in kit		Package/ No. pcs
H	W	Type	Order code	
1200	600	PKNL1264	1STQ006224B0000	1/2
1200	800	PKNL1284	1STQ006225B0000	1/2
1200	1000	PKNL1214	1STQ006226B0000	1/2



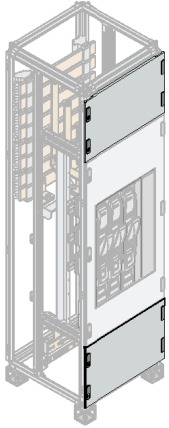
Panel for InLine mounting kit

For columns with doors.

External dimensions		Delivered in kit		Pkg/ No. pcs
H (mm)	W (mm)	Type	Order code	
400	600	PKNL1263	1STQ005988B0000	1/1
400	800	PKNL1283	1STQ005989B0000	1/1
400	1000	PKNL1213	1STQ005987B0000	1/1

InLine

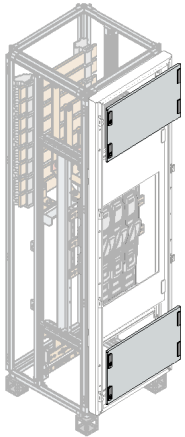
Order codes - Components



Panels to cover top/bottom compartment

For columns without doors.

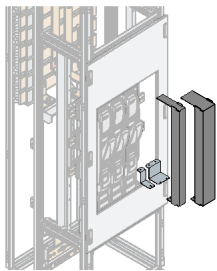
External dimensions		Delivered in kit		Package/ No. pcs
H (mm)	W (mm)	Type	Order code	
No.1 flat front blind panel top/bottom without doors				
400	600	PPNT1250	1STQ003669B0000	1/1
400	800	PPNT1270	1STQ003671B0000	1/1
400	1000	PPNT1290	1STQ003673B0000	1/1



Panels to cover top/bottom compartment

For columns with doors.

External dimensions		Delivered in kit		Package/ No. pcs
H (mm)	W (mm)	Type	Order code	
No.1 flat front blind panel top/bottom with doors				
400	600	PPNT1251	1STQ005997B0000	1/1
400	800	PPNT1271	1STQ005998B0000	1/1
400	1000	PPNT1291	1STQ005999B0000	1/1



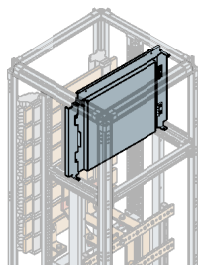
InLine dummy modules

Dummy modules InLine to cover free space in the enclosure and guarantee touch protection.

Dimensions	Delivered in kit		Package/ No. pcs
W (mm)	Type	Order code	
InLine vertical compensator			
50	PCNX0050	1STQ009301B0000	1/1
100	PCNX0100	1STQ009302B0000	1/1

InLine

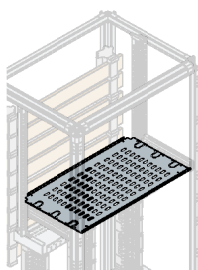
Order codes - Components



Top/bottom compartment: fixed and adjustable position rear shelves

They can be mounted in the top/bottom compartment if cable connections and N/PE bars are not present.

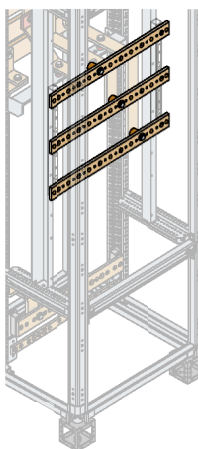
External dimensions		Delivered in kit		Package/ No. pcs
H (mm)	W (mm)	Type	Order code	
Adjustable rear shelf				
400	600	PSVH4060	1STQ003137B0000	1/1
400	800	PSVH4080	1STQ003138B0000	1/1
400	1000	PSVH4010	1STQ003139B0000	1/1



Horizontal segregations

The kit is composed composed by one horizontal segregation form 2a/3a.

External dimensions		Delivered in kit		Package/ No. pcs
W (mm)		Type	Order code	
Horizontal segregation				
600		PSHS0601	1STQ004013B0000	1/1
800		PSHS0800	1STQ004014B0000	1/1
1000		PSHS1000	1STQ004015B0000	1/1



Distribution Busbar for application

Horizontal busbar system to be selected according to the rating and the width of the column without full external door.

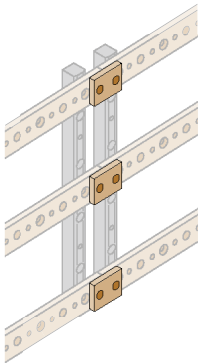
Busbar section (mm)	Dimensions W (mm)	Rating [A]	Delivered in kit		Package/ No. pcs
			Type	Order code	
No.3 busbars					
50x10	600	1000	PBNL5060	1STQ003630B0000	1/3
60x10		1250	PBNL6060	1STQ003631B0000	1/3
80x10		1600	PBNL8060	1STQ003632B0000	1/3
100x10		2000	PBNL1060	1STQ003633B0000	1/3
50x10	800	1000	PBNL5080	1STQ003634B0000	1/3
60x10		1250	PBNL6080	1STQ003635B0000	1/3
80x10		1600	PBNL8080	1STQ003636B0000	1/3
100x10		2000	PBNL1080	1STQ003637B0000	1/3
50x10	1000	1000	PBNL5010	1STQ003638B0000	1/3
60x10		1250	PBNL6010	1STQ003639B0000	1/3
80x10		1600	PBNL8010	1STQ003640B0000	1/3
100x10		2000	PBNL1010	1STQ003641B0000	1/3

Horizontal busbar system to be selected according to the rating and the width of the column in case of installation with full external door.

Busbar section (mm)	Dimensions W (mm)	Rating [A]	Delivered in kit		Package/ No. pcs
			Type	Order code	
No.3 busbars					
50X10	600	1000	PBNL5061	1STQ006233B0000	1/3
60X10		1250	PBNL6061	1STQ006234B0000	1/3
80X10		1600	PBNL8061	1STQ006235B0000	1/3
100X10		2000	PBNL1061	1STQ006236B0000	1/3
50X10	800	1000	PBNL5081	1STQ006237B0000	1/3
60X10		1250	PBNL6081	1STQ006238B0000	1/3
80X10		1600	PBNL8081	1STQ006239B0000	1/3
100X10		2000	PBNL1081	1STQ006240B0000	1/3
50X10	1000	1000	PBNL5011	1STQ006241B0000	1/3
60X10		1250	PBNL6011	1STQ006242B0000	1/3
80X10		1600	PBNL8011	1STQ006243B0000	1/3
100X10		2000	PBNL1011	1STQ006244B0000	1/3

InLine

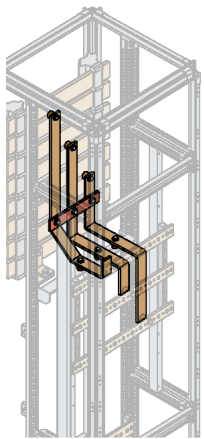
Order codes - Components



Busbar joints for distribution busbars

For InLine structures coupled side by side.

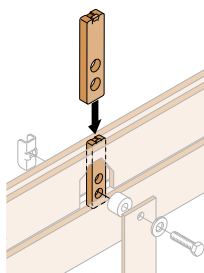
Busbar section (mm)	Delivered in kit		Package/ No. pcs
	Type	Order code	
Busbars joint			
1x50x10	PDJ50X10	1STQ005405B0000	1/1
1x60x10	PDJ60X10	1STQ005406B0000	1/1
1x80x10	PDJ80X10	1STQ005407B0000	1/1
1x100x10	PDJ10X10	1STQ005408B0000	1/1



InLine Connections 3 poles

To make the connection between the main and distribution busbars. Comprehends all the fixing accessories.

Busbar section (mm)	In (A)	Column D (mm)	Bars fixing kit			Delivered in kit		Package/ No. pcs	
			MBBS (InA)	Type	Q.ty	Cu Cylindrical spacer	Type		Order code
50x10	1000	600	1000/2000	PCCS19X3	1	3x ZX652	PBLL5010	1STQ003662B0000	1/3
			2500/3200	PCCS20X3+ PCMP0013	1+1	3x ZX652			
60x10	1250		1000/2000	PCCS19X3	1	3x ZX652	PBLL6010	1STQ003663B0000	1/3
			2500/3200	PCCS20X3+ PCMP0013	1+1	3x ZX652			
50x10	1600	800	1000/2000	PCCS19X3	1	3x ZX652	PBLL5011	1STQ003783B0000	1/3
			2500/3200/4000A	PCCS20X3+ PCMP0013	1+1	3x ZX652			
60x10	2000		1000/2000	PCCS19X3	1	3x ZX652	PBLL6011	1STQ003784B0000	1/3
			2500/3200/4000	PCCS20X3+ PCMP0013	1+1	3x ZX652			
80x10	1000	600	1000/2000	PCCS19X3	2	6x ZX652	PBLL8010	1STQ003664B0000	1/3
			2500/3200	PCCS20X3+ PCMP0013	2+2	6x ZX652			
100x10	1250		1000/2000	PCCS19X3	2	6x ZX652	PBLL1010	1STQ003665B0000	1/3
			2500/3200	PCCS20X3+ PCMP0013	2+2	6x ZX652			
80x10	1600	800	1000/2000	PCCS19X3	2	6x ZX652	PBLL8011	1STQ003785B0000	1/3
			2500/3200/4000	PCCS20X3+ PCMP0013	2+2	6x ZX652			
100x10	2000		1000/2000	PCCS19X3	2	6x ZX652	PBLL1011	1STQ003786B0000	1/3
			2500/3200/4000	PCCS20X3+ PCMP0013	2+2	6x ZX652			



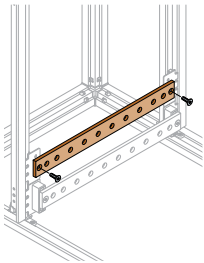
Copper compensators

To select in case of 4 or 6 bars per phase according to the rating and number of phases.

In (A)	No. of poles	Depth	Delivered in kit		Package/ No. pcs
			Type	Order code	
Copper compensator					
1600/2000A	3	600/800	PCMP0013	1STQ003698B0000	1/3

InLine

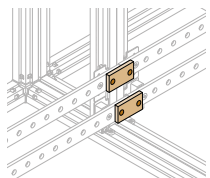
Order codes - Components



Busbars for neutral 100% separated

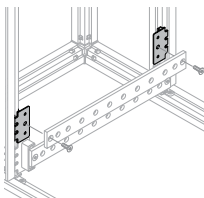
To be used for stand alone enclosure.

Busbar section (mm)	Column external W (mm)	MBB Rating (A)	Delivered in kit		Package/ No. pcs
			Type	Order code	
Busbars for neutral 100% separated					
50x10	600	1000A	PBNE1061	1STQ005307B0000	1/1
	800		PBNE1081	1STQ005308B0000	1/1
	1000		PBNE1051	1STQ005309B0000	1/1
60x10	600	1250A	PBNE2060	1STQ003810B0000	1/1
	800		PBNE2080	1STQ003811B0000	1/1
	1000		PBNE2010	1STQ003813B0000	1/1
80x10	600	1600A	PBNE2560	1STQ003820B0000	1/1
	800		PBNE2580	1STQ003821B0000	1/1
	1000		PBNE2510	1STQ003823B0000	1/1
2x50x10	600	2000A	PBNE1161	1STQ005632B0000	1/1
	800		PBNE1181	1STQ005633B0000	1/1
	1000		PBNE1113	1STQ005634B0000	1/1



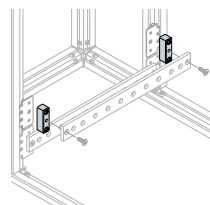
Busbar joint for neutral/earth busbars

Busbar section (mm)	Delivered in kit		Package/ No. pcs
	Type	Order code	
Busbars joint for N/PE busbars			
1x50x10	PNJ50X10	1STQ005398B0000	1/1
1x60x10	PNJ60X10	1STQ005399B0000	1/1
1x80x10	PNJ80X10	1STQ005400B0000	1/1
2x50x10	PNJ52X10	1STQ005401B0000	1/1



Brackets for PE/N compartment

Description	Delivered in kit		Package/ No. pcs
	Type	Order code	
Brackets for PE /N busbar	PBRP0003	1STQ003149B0000	1/2

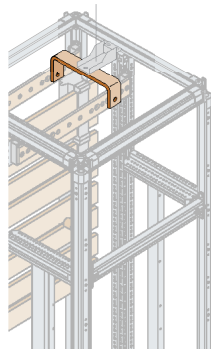


Neutral busbar holder

To be ordered two pieces for fixing the busbar.

Description	Delivered in kit		Package/ No. pcs
	Type	Order code	
Neutral busbar holder	ZX563	2CPX068735R9999	1/1

Optional
PBRP0005



PE front shift

Copper extensions to be used in case of segregated switchgear and outputs in correspondence with the main busbars. No anchoring elements are required.

Description	Delivered in kit		Package/ No. pcs
	Type	Order code	
Connection PE PE 60x10mm D=600mm	PEBB6062	1STQ003270C0000	1/1
Connection PE PE 60x10mm D=800mm	PEBB6082	1STQ003271C0000	1/1

Offset connection

	MBB rating In(A)	Busbar section (mm)	D (mm)	Delivered in kit		Package/ No. pcs
				Type	Order code	
Offset connection N to N						
A	1000A	50x10	600	POILV5010	1STQ005800B0000	1/1
	1250A	60x10	800	POILV6010	1STQ005801B0000	1/1
	1600A	80x10	1000	POILV8010	1STQ005802B0000	1/1
	2000A	100x10		POILV1010	1STQ005803B0000	1/1
B	1000A	50x10	600	POILH5016	1STQ005804B0000	1/1
	1250A	60x10		POILH6016	1STQ005805B0000	1/1
	1600A	80x10		POILH8016	1STQ005806B0000	1/1
	2000A	100x10		POILH1016	1STQ005807B0000	1/1
C	1000A	50x10	800	POILH5018	1STQ005809B0000	1/1
	1250A	60x10	1000	POILH6018	1STQ005810B0000	1/1
	1600A	80x10		POILH8018	1STQ005811B0000	1/1
	2000A	100x10		POILH1018	1STQ005812B0000	1/1


Offset to MBBS in D=600mm order code **A** + **B**.

Offset to MBBS in D=800/1000mm order code **A** + **C**.

InLine - Bars fixing kit-selection table

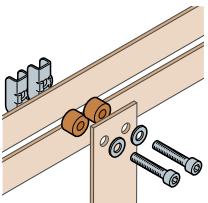
This kit contains cylinders, screws and closing elements to be selected according to the below table and the braker type, rating and column depth. For current ≥ 3200A it is necessary to complete the configuration with copper compensators PCMP.... page 2-47.

	MBB (A)	No. of poles	Depth (mm)	Bars fixing kit	Q.ty
busbar section 50x10 and 60x10	1000A/2000A	3	600/800	PCCS19X3	1
	2500/3200/4000A	3	600/800	PCCS20X3	1



For 4000A only D=800mm

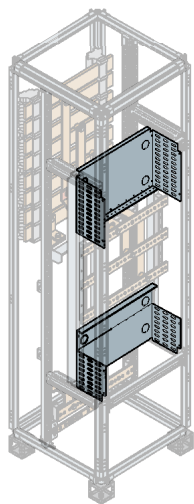
	MBB (A)	No. of poles	Depth (mm)	Bars fixing kit	Q.ty
busbar section 80x10 and 100x10	1000A/2000A	3	600/800	PCCS19X3	2
	2500/3200/4000A	3	600/800	PCCS20X3	2



For 4000A only D=800mm

InLine

Order codes - Components



Form 2a/3a

Rear Segregation for application H1200 in case of partial doors

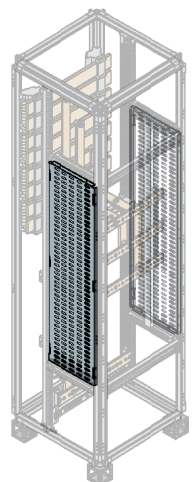
It is used to segregate the InLine compartment

External dimensions		Delivered in kit		Package/ No. pcs
W (mm)	H(mm)	Type	Order code	
Rear segregation				
600	1200	PSVR0062	1STQ008650B0000	1/1
800	1200	PSVR0082	1STQ008651B0000	1/1
1000	1200	PSVR1002	1STQ008652B0000	1/1

Rear Segregation for application H2200 in case of full external doors

It is used to segregate the InLine compartment

External dimensions		Delivered in kit		Package/ No. pcs
W (mm)	H(mm)	Type	Order code	
Rear segregation				
600	2200	PSVR0162	1STQ008650B0000	1/1
800	2200	PSVR0082	1STQ008651B0000	1/1
1000	2200	PSVR1002	1STQ008652B0000	1/1

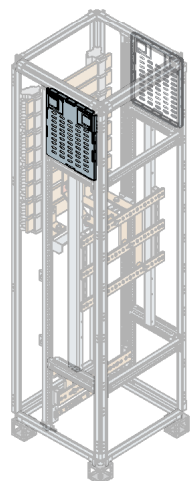


Side segregation for middle compartment

One segregation per section for each compartmented is needed-

External dimensions		Delivered in kit		Package/ No. pcs
W (mm)	D (mm) *	Type	Order code	
Side segregation for middle compartment				
1200	300	PPVS1230	1STQ004123B0000	1/1

* until intermediate upright.



Side segregation for wiring duct compartment

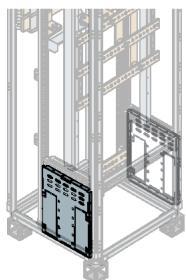
One segregation per section for each compartmented is needed-

External dimensions		Delivered in kit		Package/ No. pcs
W (mm)	D (mm) *	Type	Order code	
Side segregation for wiring duct compartment				
400	300	PPVT4030	1STQ004124B0000	1/1

* until intermediate upright.

InLine

Order codes - Segregation



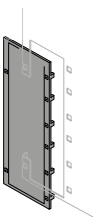
Form 2a/3a

Side segregation for P/NE compartment

One segregation per section for each compartmented is needed-

External dimensions		Delivered in kit		Package/ No. pcs
W (mm)	D (mm) *	Type	Order code	
Side segregation for P/NE compartment				
400	300	PPVB4030	1STQ004231B0000	1/1

* until intermediate upright.



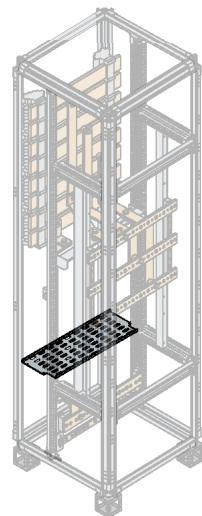
Rubber cover for closing compartments at the side

Rubber cover for closing compartments at the side and routing connections.

Cell dimensions (mm)		Rubber dimensions (mm)		Delivered in kit		Package/ No. pcs
H	H	Type	Order code			
Rubber cover						
300	250	PPRS0300	1STQ008585A0000	1/1		

Horizontal segregation

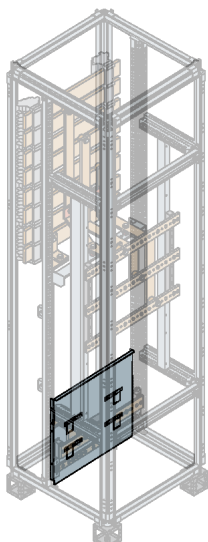
The kit is composed by an horizontal segregation for outgoing side form 2a/3a.



External dimensions		Delivered in kit		Package/ No. pcs
W (mm)		Type	Order code	
Horizontal segregation				
600		PSHS0602	1STQ004125B0000	1/1
800		PSHS0801	1STQ004126B0000	1/1
1000		PSHS1001	1STQ004127B0000	1/1

Segregation Form 2a, 3a for InLine structure

	Dimensions (mm)		Delivered in kit		Package/ No. pcs
	H	W	Type	Order code	
Segregation 2a, 3a	1000	600	PSVR0162	1STQ008650B0000	1/1
Segregation 2a, 3a	1000	800	PSVR0082	1STQ008651B0000	1/1
Segregation 2a, 3a	100	1000	PSVR1002	1STQ008652B0000	1/1



Form 3b

Segregation for bottom compartment

The kit is composed vertical rear segregation for top/ bottom compartment.

External dimensions		Delivered in kit		Package/ No. pcs
H (mm)	W (mm)	Type	Order code	
Vertical rear segregation				
400	600	PRVS0460	1STQ004128B0000	1/1
400	800	PRVS0480	1STQ004129B0000	1/1
400	1000	PRVS0410	1STQ004130B0000	1/1

— If the InLine are mounted upside down, two pieces have to be ordered.

InLine

Order codes - External cover

MBBS protections

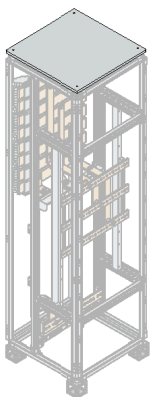
They are mandatory to be ordered to create insulating distance between distribution busbars and lateral segregations.

External dimensions		Delivered in kit		Package/ No. pcs
H (mm)	W (mm)	Type	Order code	
		PPZX9700	1STQ008549B0000	1/1

Blind Top - without gasket

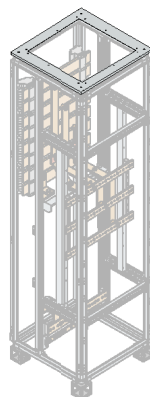
Pickled sheet steel without gasket.

External dimensions		Delivered in kit		Package/ No. pcs
W (mm)	D (mm)	Type	Order code	
Blind Top/Bottom				
600	600	PTBB5057	1STQ009407A0000	1/1
	800	PTBB5070	1STQ009435A0000	1/1
800	600	PTBB5070	1STQ009435A0000	1/1
	800	PTBB7072	1STQ003358B0000	1/1
1000	600	PTBB5090	1STQ001283B0000	1/1
	800	PTBB9070	1STQ003600B0000	1/1



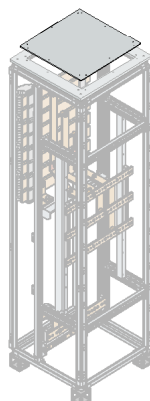
Top panel with flange

Dimensions		Delivered in kit		Pkg/ No. pcs
W (mm)	D (mm)	Type	Order code	
500	600	PTBO4050	1STQ007142A0000	1/1
500	800	PTBO4070	1STQ007143A0000	1/1
600	600	PTBO5050	1STQ007145A0000	1/1
600	800	PTBO5070	1STQ007146A0000	1/1
800	600	PTBO7050	1STQ008505B0000	1/1
800	800	PTBO7070	1STQ008506B0000	1/1
1000	600	PTBO9050	1STQ008508B0000	1/1
1000	800	PTBO9070	1STQ008509B0000	1/1



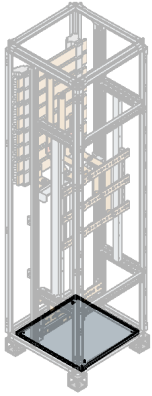
Flanges

External dimensions		Delivered in kit		Package/ No. pcs
W (mm)	D (mm)	Type	Order code	
500	600	PFCF4050	1STQ007665A0000	1/1
500	800	PFCF4070	1STQ007666A0000	1/1
600	600	PFCF5050	1STQ007668A0000	1/1
600	800	PFCF5070	1STQ007669A0000	1/1
800	600	PFCF7050	1STQ008511B0000	1/1
800	800	PFCF7070	1STQ008512B0000	1/1
1000	600	PFCF9050	1STQ001292B0000	1/1
1000	800	PFCF9070	1STQ008513B0000	1/1



InLine

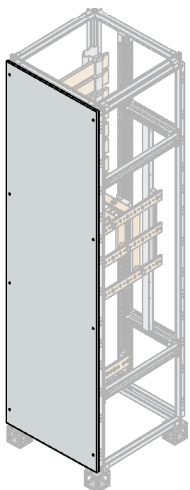
Order codes - External cover



Internal bottom - without gasket

Zinc-coated sheet metal.

External dimensions		Delivered in kit		Package/ No. pcs
W (mm)	D (mm)	Type	Order code	
Open top/bottom				
600	600	PBWP5050	1STQ007181A0000	1/1
	800	PBWP5070	1STQ007182A0000	1/1
800	600	PBWP5070	1STQ007182A0000	1/1
	800	PBWP7074	1STQ006884B0000	1/1
1000	600	PBWP5090	1STQ001299B0000	1/1
	800	PBWP9074	1STQ006889B0000	1/1



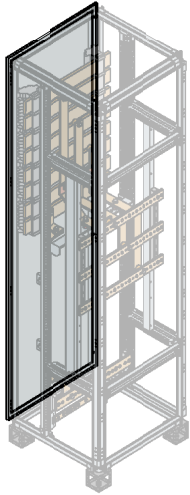
External blind side panel - with gasket

Pickled sheet steel with gasket. The code refers to one single side panel.

External dimensions		Delivered in kit		Package/ No. pcs
H (mm)	D (mm)	Type	Order code	
Blind side panel				
2100	600	PPEB2056	1STQ008106A0000	1/1
	800	PPEB2076	1STQ008107A0000	1/1

InLine

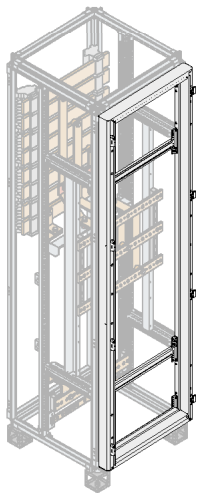
Order codes - External cover



External blind rear panel - with gasket

Pickled sheet steel. The code refers to one single side panel.

External dimensions		Delivered in kit		Package/ No. pcs
H (mm)	W (mm)	Type	Order code	
Blind rear panel				
2100	600	PPEB2056	1STQ008106A0000	1/1
	800	PPEB2076	1STQ008107A0000	1/1
	1000	PPEB2096	1STQ008108A0000	1/1

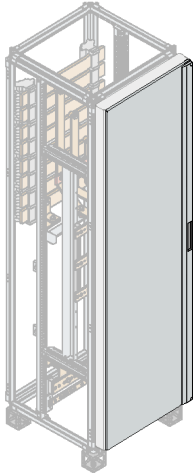


Frame for external door InLine structure

Dimensions		Delivered in kit		Package/ No. pcs
H (mm)	W (mm)	Type	Order code	
Door mounting kit				
2100	600	PKNL2262	1STQ006227B0000	1/1
	800	PKNL2282	1STQ006228B0000	1/1
	1000	PKNL2212	1STQ006229B0000	1/1

InLine

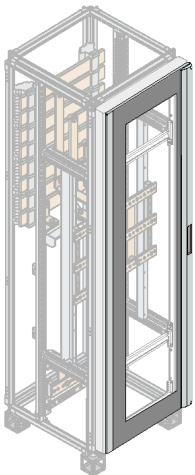
Order codes - External cover



External blind door

Description	Dimensions W (mm)	Delivered in kit		Pkg/ No. pcs
		Type	Order code	
Blind door	600	PDLB2153	1STQ006036B0000	1/1
Blind door	800	PDLB2072	1STQ006039B0000	1/1
Blind door	1000	PDLB2091	1STQ006041B0000	1/1

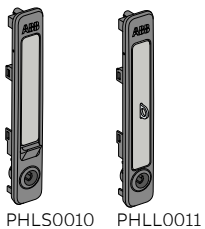
Handle to be ordered separately.



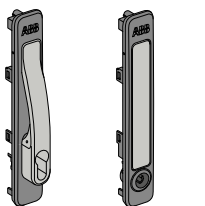
External glass door

Description	Dimensions W (mm)	Delivered in kit		Pkg/ No. pcs
		Type	Order code	
Glass door	600	PDLG2153	1STQ006046B0000	1/1
Glass door	800	PDLG2072	1STQ006040B0000	1/1
Glass door	1000	PDLG2091	1STQ006042B0000	1/1

With the glass door it is necessary to assemble n. 2 blind modules of 50 mm (PCNX0050), one on the right and one on the left of the structure.
Handle to be ordered separately.



PHLS0010 PHL0011



PHLL0012 PHL0013

Closing systems

Description	Delivered in kit		Pkg/ No. pcs
	Type	Order code	
Standard lever with push-button	PHLS0010	1STQ008126A0000	1/1
Padlockable lever handle	PHLS0011	1STQ002282B0000	1/1
Lever for semicylinder inserts	PHLS0012	1STQ002283B0000	1/1
Standard lever without push-button	PHLS0013	1STQ002334B0000	1/1

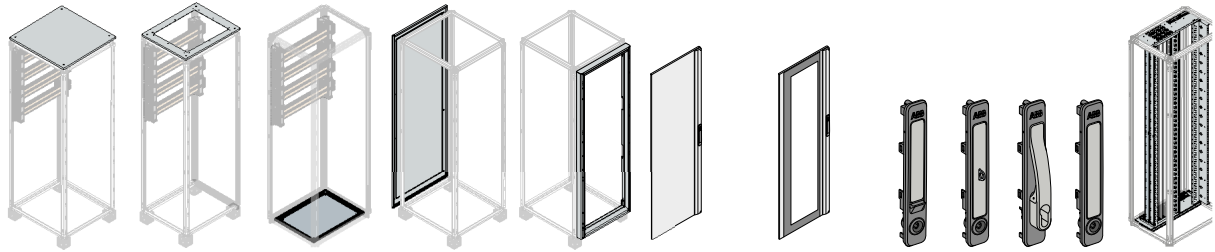
XLine horizontal 50mm

Quick selection guide



FRAME

External dimensions			Uprights	Structure crosspieces Galvanized sheet metal	H=100mm plinth	Plinth flanges			
H (mm)	W (mm)	D (mm)	Galvanized sheet metal	Front/Rear	Side	Angle pieces	Front/Rear	Side	
Structure for XLine									
2200	750	600	PUPM2001	PCFM0650	PCFM0500	PPAM0100	PPFM1075	PPFM1050	
		800			PCFM0700			PPFM1070	
External cable compartment									
2200	400	600	PUPM2001	PCFM0300	PCFM0500	PPAM0100	PPFM1030	PPFM1050	
		800			PCFM0700			PPFM1070	
	500	600		PCFM0400	PCFM0500	PPAM0100	PPFM1040	PPFM1050	
		800			PCFM0700			PPFM1070	
	700	600			PCFM0600	PCFM0500	PPAM0100	PPFM1060	PPFM1050
						PCFM0700			PPFM1070

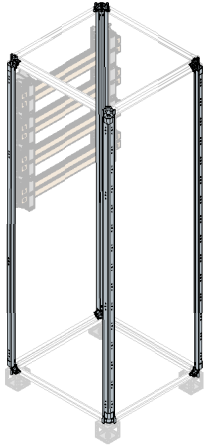


EXTERNAL COVER

Blind top bottom	Open top bottom	Bottom without plinth	Blind rear panel	Frame for external door	Blind door without lever	Glass door without lever	Lever codes, to be added for each door	XLine components
PTBB6550		PBWP6550					Standard lever with push-button Padlockable lever handle	
PTBB6570		PBWP6570	PPEB2065	PEFD0650	PDLB2065	PDLG2065	Lever for semi-cylinder insert Standard lever without push-button	Xline Frame for kit fixing and distribution busbars Xline Frame for panels w/o entire door Xline Frame with external door
PTBB3050	PTBO3050	PBWP3051	PPEB2036				Standard lever with push-button Padlockable lever handle	
PTBB3070	PTBO3070	PBWP3071					Lever for semi-cylinder insert Standard lever without push-button	
PTBB4050	PTBO4050	PBWP4051	PPEB2046	PEFD0400				
PTBB4070	PTBO4070	PBWP4071						
PTBB6050	PTBO6050	PBWP6051	PPEB2066	PFFX2066				
PTBB6070	PTBO6070	PBWP6071						PSVB2006 PPFX2006 PEFD0650

XLine horizontal 50mm

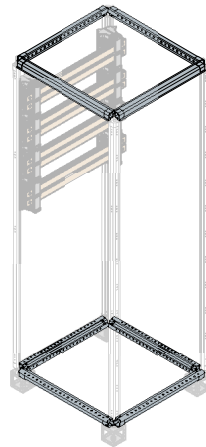
Order codes - Frame



Uprights – Galvanized sheet metal

Upright formed by a closed profile made of galvanized sheet metal. The uprights include 8 already assembled 3-way joints, 8 already assembled axial screws and 16 loose axial screws. For applications with $I_n \leq 4000A$.

External dimensions		Type	Order code	Pkg/ No. pcs
H (mm)				
No.4 galvanized sheet metal uprights				
2100		PUPM2001	1STQ003353B0000	1/4




Structure crosspieces – Galvanized sheel metal

Depth and width crosspieces for structures in galvanized sheet metal.

External dimensions		Type	Order code	Pkg/ No. pcs
W (mm)	D (mm)			
No.4 front crosspieces				
750		PCFM0650	1STQ007466B0000	1/4
400		PCFM0300	1STQ007037A0000	1/4
500		PCFM0400	1STQ007038A0000	1/4
700		PCFM0600	1STQ007040A0000	1/4
No.4 side crosspieces				
	600	PCFM0500	1STQ007039A0000	1/4
	800	PCFM0700	1STQ007046A0000	1/4

XLine horizontal 50mm

Order codes - Frame



Universal angle pieces for plinths in galvanized sheet metal

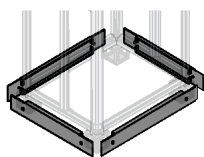
Not pre-assembled to the structure. New angle piece with high mechanical strength. Can be fixed from the outside and from the inside of the structure even at a later date. Equipped with anti-rotation system and bottom that can be transported with a transpallet.

External dimensions H (mm)	Type	Order code	Pkg/ No. pcs
No.4 plinth angle pieces			
100	PPAM0100	1STQ007048A0000	1/4

“L” covers for plinth angle-pieces

Used for covering the sides of the plinth when the flanges are not used.

External dimensions H (mm)	Type	Order code	Pkg/ No. pcs
No.4 angle-piece covers			
100	PCPA0004	1STQ008109A0000	1/4




Plinth flanges

Side and front/rear plinth flanges H=100mm RAL 7012.

External dimensions		Delivered in kit		Pkg/ No. pcs
W (mm)	D (mm)	Type	Order code	
No.2 front plinth flanges H=100mm				
750		PPFM1065	1STQ007467B0000	1/2
400		PPFM1030	1STQ007050A0000	1/2
500		PPFM1040	1STQ007051A0000	1/2
700		PPFM1060	1STQ007053A0000	1/2
No.2 side plinth flanges H=100mm				
	600	PPFM1050	1STQ007052A0000	1/2
	800	PPFM1070	1STQ007059A0000	1/2

XLine horizontal 50mm


Order codes - Frame



Frame for kit fixing

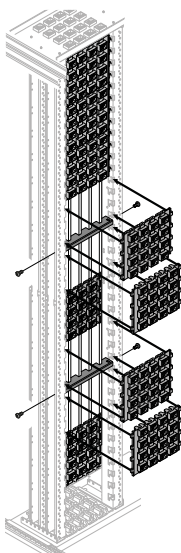
Pickled sheet metal painted RAL7035 orange peel, IP 41, to support the fixing of the compartment.

External dimensions				Pkg/
H (mm)	W (mm)	Type	Order code	No. pcs
Frame for kit fixing				
2100	750	PSVB2006	1STQ005709B0000	1/1



Fixing kit for Icw 50kA

Description	Type	Order code	Pkg/
			No. pcs
Fixing kit for Icw 50kA	PBSH0002	1STQ005715B0000	1/18

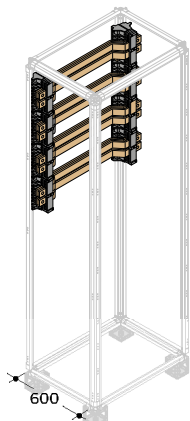


Fixing kit for Icw 75kA

Description	Type	Order code	Pkg/
			No. pcs
Fixing kit for Icw 75kA	PAKF0000	1STQ005983B0000	1/23

XLine horizontal 50mm

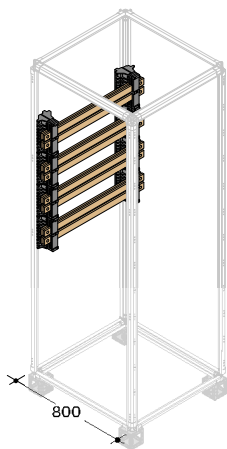
Order codes - Components



Main recessed compact busbars

Only for depth 600mm.

MBB rating In (A)	External dimensions		Delivered in kit		Package/ No. pcs
	W (mm)	Cross section per phase/ N100%	Type	Order code	
1000A	750	2x20 x10	PFCR1075	1STQ007583B0000	1/2
1600/2000A		2x40x10	PFCR1675	1STQ007585B0000	1/2
2500/3200A		4x40x10	PFCR3275	1STQ007588B0000	1/4

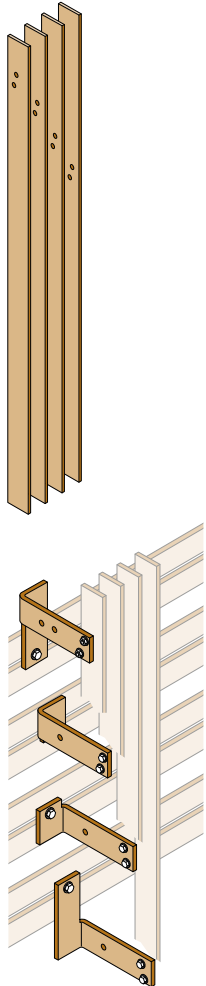


Main compact busbars

MBB rating In (A)	External dimensions		Delivered in kit		Package/ No. pcs
	W (mm)	Cross section per phase/ N100%	Type	Order code	
1000A	750	2x20 x10	PFCB1075	1STQ007531B0000	1/2
1600A		2x40x10	PFCB1675	1STQ007533B0000	1/2
2000A		2x60x10	PFCB2075	1STQ007534B0000	1/2
3200A		4x40x10	PFCB3275	1STQ007536B0000	1/4
4000A		4x60x10	PFCB4075	1STQ007537B0000	1/4
1000A	700	2x20 x10	PCFB1070	1STQ006188B0000	1/2
1600A		2x40x10	PCFB1670	1STQ006190B0000	1/2
2000A		2x60x10	PCFB2070	1STQ006191B0000	1/2
3200A		4x40x10	PCFB3270	1STQ006193B0000	1/4
4000A		4x60x10	PCFB4070	1STQ006194B0000	1/4
1000A	400	2x20 x10	PCFB1040	1STQ003169B0000	1/2
1600A		2x40x10	PCFB1640	1STQ003190B0000	1/2
2000A		2x60x10	PCFB2040	1STQ003199B0000	1/2
3200A		4x40x10	PCFB3240	1STQ003219B0000	1/4
4000A		4x60x10	PCFB4040	1STQ003229B0000	1/4
1000A	500	2x20 x10	PCFB1050	1STQ003170B0000	1/2
1600A		2x40x10	PCFB1650	1STQ003191B0000	1/2
2000A		2x60x10	PCFB2050	1STQ003200B0000	1/2
3200A		4x40x10	PCFB3250	1STQ003220B0000	1/4
4000A		4x60x10	PCFB4050	1STQ003230B0000	1/4

XLine horizontal 50mm

Order codes - Frame



Direct distribution busbars Top/Bottom

Description	Delivered in kit		Package/ No. pcs
	Type	Order code	
DBBS 60x10 3p direct	PBFC6011	1STQ006156B0000	1/3
DBBS 60x10 4p direct	PBFQ6012	1STQ006158B0000	1/4
DBBS 80x10 3p direct	PBFC8011	1STQ006157B0000	1/3
DBBS 80x10 4p direct	PBFQ8012	1STQ006159B0000	1/4

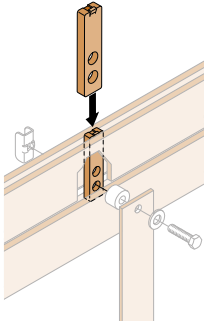
Direct connections

Section (mm)	In (A)	N. poles	External dimensions D (mm)	Delivered in kit		Package/ No. pcs
				Type	Order code	
Top position						
60x10	1600A	3P	800	PBCC0002	1STQ006165B0000	1/2
60x10	1600A	4P	800	PBCC0007	1STQ006170B0000	1/2
80x10	2000A	3P	800	PBCC0004	1STQ006167B0000	1/2
80x10	2000A	4P	800	PBCC0008	1STQ006171B0000	1/2
Bottom position						
60x10	1600A	3P	800	PBCC0038	1STQ002180C0000	1/2
60x10	1600A	4P	800	PBCC0039	1STQ002181C0000	1/2
80x10	2000A	3P	800	PBCC0040	1STQ002182C0000	1/2
80x10	2000A	4P	800	PBCC0041	1STQ002183C0000	1/2
Top/Bottom position						
60x10	1600A	3P	600	PBCC0001	1STQ006164B0000	1/2
60x10	1600A	4P	600	PBCC0005	1STQ006168B0000	1/2
80x10	2000A	3P	600	PBCC0003	1STQ006166B0000	1/2
80x10	2000A	4P	600	PBCC0006	1STQ006169B0000	1/2

Only if MBBS is 2500A, 3200A or 4000A on all connections add No. 2 copper compensators (PCMP0014).

XLine horizontal 50mm

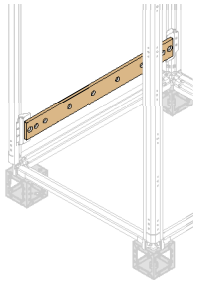
Order codes - Components



Copper compensators

To select in case of 4 or 6 bars per phase according to the rating and number of phases.

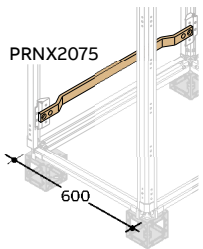
In (A)	No. of poles	Depth	Delivered in kit		Package/ No. pcs
			Type	Order code	
Copper compensator					
1600A	3	600/800	PCMP0013	1STQ003698B0000	1/3
2000A	4		PCMP0014	1STQ003699B0000	1/4



N/PE main busbars

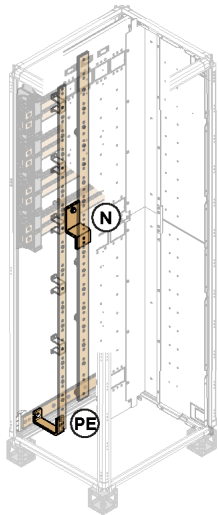
External dimensions W (mm)	Section (mm)	MBB rating In	Delivered in kit		Package/ No. pcs
			Type	Order code	
400	1x60x10	2000A	PBNX2040	1STQ007591B0000	1/1
500			PBNX2050	1STQ007598B0000	1/1
700			PBNX2070	1STQ006208B0000	1/1
750			PBNX2075	1STQ007543B0000	1/1
For structure D=600mm					
750	1x60x10	1000A	PRNX2075	1STQ007827B0000	1/1

This code to be order only width 750mm.



XLine horizontal 50mm

Order codes - Components



Neutral connections

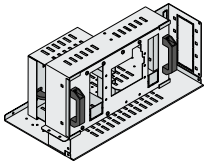
External dimensions D (mm)	Bars section (mm)	Delivered in kit		Package/ No. pcs
		Type	Order code	
Connection N-N to separated N in external cable compartment				
600	60x10	PBNE6060	1STQ004658B0000	1/1
	80x10	PBNE6080	1STQ004659B0000	1/1
800	60x10	PBNE8060	1STQ004663B0000	1/1
	80x10	PBNE8080	1STQ004664B0000	1/1
Busbar N 100% for external cable container				
	60x10	PBNE6016	1STQ007867B0000	1/1
	80x10	PBNE8016	1STQ007868B0000	1/1

PE main busbars for internal cable compartment

External dimensions D (mm)	Bars section (mm)	Rating (A)	Delivered in kit		Package/ No. pcs
			Type	Order code	
PE busbar					
600	30x10		PBCE3060	1STQ007864B0000	1/2
800	30x10		PBCE3080	1STQ007865B0000	1/2

XLine horizontal 50mm

Order codes - Components

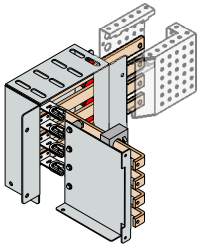


Breaker kit

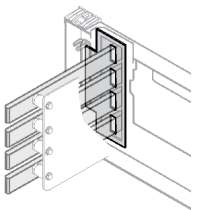
Circuit-breakers	Type	Order code	Pkg/ No. pcs
XT5 MOE 400 A 3P	PMXT5430	1STQ007642B0000	1/1
XT5 MOE 400 A 4P	PMXT5440	1STQ007643B0000	1/1
XT5 MOE 630 A 3P	PMXT5630	1STQ007644B0000	1/1
XT5 MOE 630 A 4P	PMXT5640	1STQ007645B0000	1/1
XT5 400 A 3P	PKXT5430	1STQ005720B0000	1/1
XT5 400 A 4P	PXKT5440	1STQ005721B0000	1/1
XT5 630 A 3P	PFXT5630	1STQ005722B0000	1/1
XT5 630 A 4P	PFXT5640	1STQ005723B0000	1/1
XT2 3P	PFXT2030	1STQ005716B0000	1/1
XT2 4P	PFXT2040	1STQ005717B0000	1/1
XT2 MOE 3P	PMXT2030	1STQ007638B0000	1/1
XT2 MOE 4P	PMXT2040	1STQ007639B0000	1/1
XT4 3P	PFXT4030	1STQ005718B0000	1/1
XT4 4P	PFXT4040	1STQ005719B0000	1/1
XT4 MOE 3P	PMXT4030	1STQ007640B0000	1/1
XT4 MOE 4P	PMXT4040	1STQ007641B0000	1/1

Plug-in outgoings

To be ordered only in WWD execution.



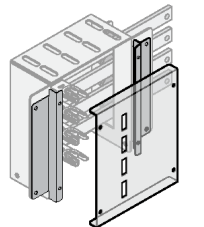
Circuit-breakers	No. poles	In (A)	Command	Type	Order code	Pkg/ No. pcs
XT2	3P	160	lever	PCPF2030	1STQ005747B0000	1/1
XT2	4P	160	lever	PCPF2040	1STQ005748B0000	1/1
XT4	3P	250	lever	PCPF4030	1STQ005749B0000	1/1
XT4	4P	250	lever	PCPF4040	1STQ005750B0000	1/1
XT5	3P	400	lever	PCPF5430	1STQ005751B0000	1/1
XT5	4P	400	lever	PCPF5440	1STQ005752B0000	1/1
XT5	3P	630	lever	PCPF5630	1STQ005753B0000	1/1
XT5	4P	630	lever	PCPF5640	1STQ005754B0000	1/1
XT2	3P	160	MOE	PCPM2030	1STQ007646B0000	1/1
XT2	4P	160	MOE	PCPM2040	1STQ007647B0000	1/1
XT4	3P	250	MOE	PCPM4030	1STQ007648B0000	1/1
XT4	4P	250	MOE	PCPM4040	1STQ007649B0000	1/1
XT5	3P	400	MOE	PCPM5430	1STQ007650B0000	1/1
XT5	4P	400	MOE	PCPM5440	1STQ007651B0000	1/1
XT5	3P	630	MOE	PCPM5630	1STQ007652B0000	1/1
XT5	4P	630	MOE	PCPM5640	1STQ007653B0000	1/1



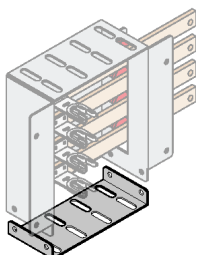
Outgoing lexan cover

Circuit-breakers	No. poles	Type	Order code	Pkg/ No. pcs
XT2	3P	PPXL0230	1STQ008168B0000	1/1
XT2	4P	PPXL0240	1STQ008169B0000	1/1
XT4	3P	PPXL0430	1STQ008170B0000	1/1
XT4	4P	PPXL0440	1STQ008171B0000	1/1
XT5	3/4P	PPXL0534	1STQ008172B0000	1/1

To be ordered only if the cassette is incoming on distribution busbar.



OPTIONAL FOR INCOMER

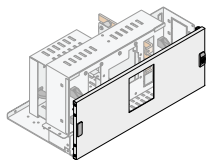


Outgoing horizontal segregation

Description	Type	Order code	Pkg/ No. pcs
Outgoings horizontal segregation	PSXX0600	1STQ006045B0000	1/1

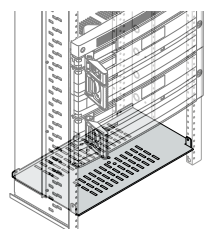
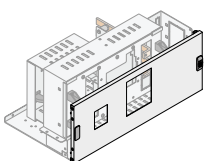
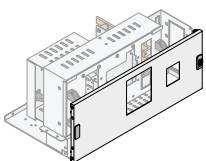
XLine horizontal 50mm

Order codes - Components



Circuit-breaker panel

Circuit-breakers	No. poles	In (A)	Command	Type	Order code	Pkg/ No. pcs
Panel without instrument						
XT2	3P	160	lever	PWAP2030	1STQ005732B0000	1/1
XT2	4P	160	lever	PWAP2040	1STQ005733B0000	1/1
XT4	3P	250	lever	PWAP4030	1STQ005734B0000	1/1
XT4	4P	250	lever	PWAP4040	1STQ005735B0000	1/1
XT5	3P	400	lever	PWAP5030	1STQ005736B0000	1/1
XT5	4P	400	lever	PWAP5040	1STQ005737B0000	1/1
XT5	3P	630	lever	PWAP5030	1STQ005736B0000	1/1
XT5	4P	630	lever	PWAP5040	1STQ005737B0000	1/1
XT2	3P	160	MOE	PWMP2030	1STQ005763B0000	1/1
XT2	4P	160	MOE	PWMP2040	1STQ005764B0000	1/1
XT4	3P	250	MOE	PWMP4030	1STQ005765B0000	1/1
XT4	4P	250	MOE	PWMP4040	1STQ005766B0000	1/1
XT5	3P	400	MOE	PWMP5030	1STQ005767B0000	1/1
XT5	4P	400	MOE	PWMP5040	1STQ005768B0000	1/1
XT5	3P	630	MOE	PWMP5030	1STQ005767B0000	1/1
XT5	4P	630	MOE	PWMP5040	1STQ005768B0000	1/1
Panel with instrument right						
XT2	3P	160	lever	PIAP2030	1STQ005738B0000	1/1
XT2	4P	160	lever	PIAP2040	1STQ005739B0000	1/1
XT4	3P	250	lever	PIAP4030	1STQ005740B0000	1/1
XT4	4P	250	lever	PIAP4040	1STQ005741B0000	1/1
XT5	3P	400	lever	PIAP5030	1STQ005742B0000	1/1
XT5	4P	400	lever	PIAP5040	1STQ005743B0000	1/1
XT5	3P	630	lever	PIAP5030	1STQ005742B0000	1/1
XT5	4P	630	lever	PIAP5040	1STQ005743B0000	1/1
XT2	3P	160	MOE	PIMP2030	1STQ005769B0000	1/1
XT2	4P	160	MOE	PIMP2040	1STQ005770B0000	1/1
XT4	3P	250	MOE	PIMP4030	1STQ005771B0000	1/1
XT4	4P	250	MOE	PIMP4040	1STQ005772B0000	1/1
XT5	3P	400	MOE	PIMP5030	1STQ005773B0000	1/1
XT5	4P	400	MOE	PIMP5040	1STQ005774B0000	1/1
XT5	3P	630	MOE	PIMP5030	1STQ005773B0000	1/1
XT5	4P	630	MOE	PIMP5040	1STQ005774B0000	1/1
Panel with instrument left						
XT2	3P	160	lever	PIAP2031	1STQ007798B0000	1/1
XT2	4P	160	lever	PIAP2041	1STQ007799B0000	1/1
XT4	3P	250	lever	PIAP4031	1STQ007800B0000	1/1
XT4	4P	250	lever	PIAP4041	1STQ007801B0000	1/1
XT5	3P	400	lever	PIAP5031	1STQ007802B0000	1/1
XT5	4P	400	lever	PIAP5041	1STQ007803B0000	1/1
XT5	3P	630	lever	PIAP5031	1STQ007802B0000	1/1
XT5	4P	630	lever	PIAP5041	1STQ007803B0000	1/1
XT2	3P	160	MOE	PIMP2031	1STQ007804B0000	1/1
XT2	4P	160	MOE	PIMP2041	1STQ007805B0000	1/1
XT4	3P	250	MOE	PIMP4031	1STQ007806B0000	1/1
XT4	4P	250	MOE	PIMP4041	1STQ007807B0000	1/1
XT5	3P	400	MOE	PIMP5031	1STQ007808B0000	1/1
XT5	4P	400	MOE	PIMP5041	1STQ007809B0000	1/1
XT5	3P	630	MOE	PIMP5031	1STQ007808B0000	1/1
XT5	4P	630	MOE	PIMP5041	1STQ007809B0000	1/1



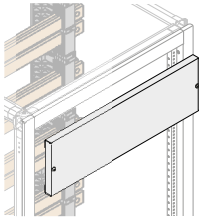
Breaker kit horizontal segregation

Description	Delivered in kit		Pkg/ No. pcs
	Type	Order code	
Breaker kit horizontal segregation	PBAP0001	1STQ008299B0000	1/1

Use to close off breaker kit sections in the column.

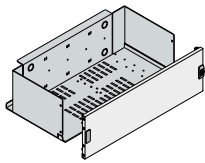
XLine horizontal 50mm

Order codes - Components




Blind panels

External dimensions		Delivered in kit		Package/ No. pcs
W (mm)	H (mm)	Type	Order code	
750	50	PBAP0050	1STQ005744B0000	1/1



Empty container with blind front panel


External dimensions		Delivered in kit		Package/ No. pcs
W (mm)	H (mm)	Type	Order code	
750	200	PPMB2000	1STQ007818B0000	1/1
	250	PPMB2500	1STQ007819B0000	1/1
	300	PPMB3000	1STQ007820B0000	1/1



Frame for adapter panels - installation with partial doors

Description	Type	Order code	Pkg/ No. pcs
For adapter panel	PPFX2006	1STQ005710B0000	1/1

To be ordered only without external door.

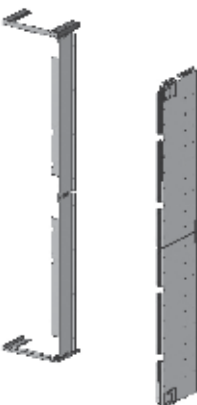
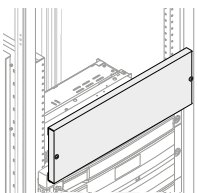
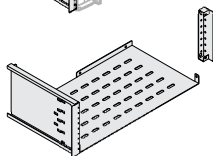
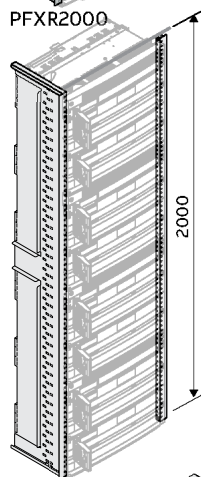
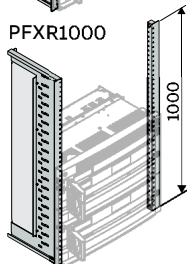
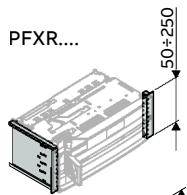


Frame for external total door

External dimensions (mm)		Type	Order code	Pkg/ No. pcs
H	W			
For structure				
2200	750	PEFD0650	1STQ007482B0000	1/1
For external cable compartment				
2000	400	PEFD0400	1STQ005695B0000	1/1
	500	PEFD0501	1STQ005698B0000	1/1
	700	PPFX2066	1STQ005711B0000	1/1

XLine horizontal 50mm

Order codes - Components



SlimLine bracket

Description	Delivered in kit		Package/ No. pcs
	Type	Order code	
XR00 3P 50mm	PFXR0030	1STQ007810B0000	1/1
XR1 3P 100mm	PFXR1030	1STQ007811B0000	1/1
XR1 4P 150mm	PFXR1040	1STQ007815B0000	1/1
XR2 3P 200mm	PFXR2030	1STQ007812B0000	1/1
XR2 4P 250mm	PFXR4040	1STQ007968B0000	1/1

Slimline XRG Mechanical interlock

External dimensions H (mm)	Delivered in kit		Pkg/ No. pcs
	Type	Order code	
1000	PFXR1000	1STQ007968B0000	1/1
2000	PFXR2000	1STQ003269C0000	1/1

2000 mm mechanical interlock cover all the functional space; 1000 mm one cover half of the section.

Horizontal support for Slimline XRG2/XRG3

External dimensions W (mm)	Delivered in kit		Package/ No. pcs
	Type	Order code	
750	PSXX1000	1STQ003221C0000	1/1

It has to be added to facilitate device installation for Slimline XRG2 and XRG3 in combination with mechanical interlock (1000 mm or 2000 mm)

SlimLine compensation panel

External dimensions H (mm)	Delivered in kit		Pkg/ No. pcs
	Type	Order code	
50	PCXR0050	1STQ007969B0000	1/1

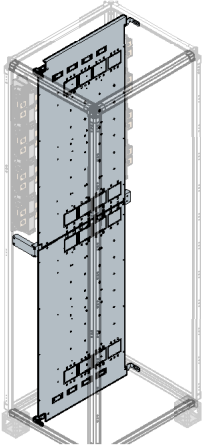
Segregations for side cable compartment

External dimensions H (mm)	Delivered in kit		Package/ No. pcs
	Type	Order code	
No.2 panel for side cable compartment vertical side segregation			
2200	PTXS2006	1STQ005779B0000	1/2
	PTXS2010	1STQ001333C0000	1/2

Both the parts are needed to segregate the column.

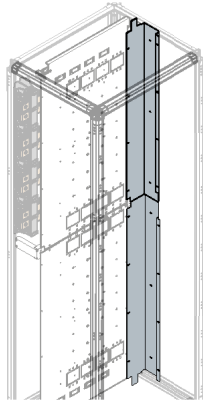
XLine horizontal 50mm

Order codes - Components



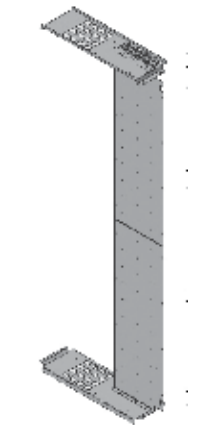
Segregation external cable compartment

External dimensions W (mm)	Delivered in kit		Pkg/ No. pcs
	Type	Order code	
400	PTVS2031	1STQ005789B0000	1/1
500	PTVS2041	1STQ005790B0000	1/1
600	PTVS2061	1STQ005791B0000	1/1



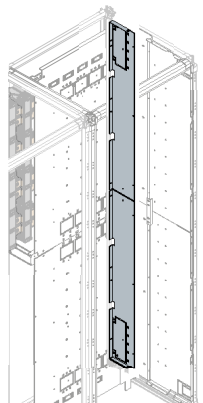
Angular segregation for external cable compartment

Description	Delivered in kit		Package/ No. pcs
	Type	Order code	
Angular segregation	PTVS2379	1STQ005776B0000	1/1



Lateral segregation for external cable compartment

Description	Delivered in kit		Package/ No. pcs
	Type	Order code	
Lateral segregation	PTVS2479	1STQ005778B0000	1/1



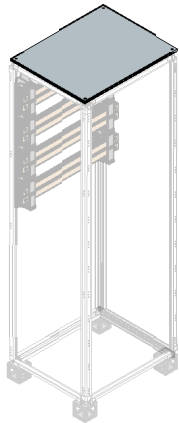
Rear segregation for external cable compartment

External dimensions			Delivered in kit		Package/ No. pcs
H (mm)	W (mm)	D (mm)	Type	Order code	
No.2 panel for rear cable compartment					
2200		600	PTVS2015	1STQ003313B0000	1/2
		800	PTVS2035	1STQ003314B0000	1/2

To be ordered only if XLine is the last section on the right of switchgear.

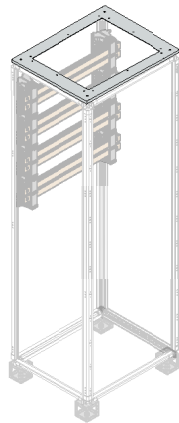
XLine horizontal 50mm

Order codes - External cover



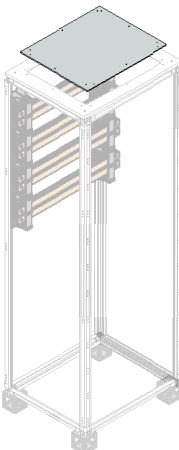
Blind top panel

External dimensions		Delivered in kit		Pkg/ No. pcs
W (mm)	D (mm)	Type	Order code	
750	600	PTBB6550	1STQ007468B0000	1/1
	800	PTBB6570	1STQ007469B0000	1/1



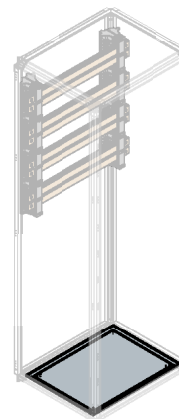
Open top panel

External dimensions		Delivered in kit		Pkg/ No. pcs
W (mm)	D (mm)	Type	Order code	
For external cable compartment				
300	500	PTBO3050	1STQ007137A0000	1/1
	700	PTBO3070	1STQ007138A0000	1/1
400	500	PTBO4050	1STQ007142A0000	1/1
	700	PTBO4070	1STQ007143A0000	1/1
600	500	PTBO6050	1STQ007149A0000	1/1
	700	PTBO6070	1STQ007150A0000	1/1



Fixed incoming cable flange for external cable compartment

External dimensions		Delivered in kit		Package/ No. pcs
W (mm)	D (mm)	Type	Order code	
400	600	PFCF3050	1STQ007660A0000	1/1
	800	PFCF3070	1STQ007661A0000	1/1
500	600	PFCF4050	1STQ007665A0000	1/1
	800	PFCF4070	1STQ007666A0000	1/1
700	600	PFCF6050	1STQ007672A0000	1/1
	800	PFCF6070	1STQ007673A0000	1/1

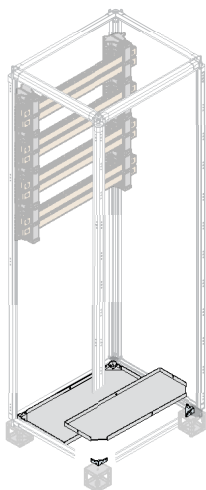


Internal blind bottom without plinth

External dimensions		Delivered in kit		Pkg/ No. pcs
W (mm)	D (mm)	Type	Order code	
IP 40 Blind				
750	600	PBWP6550	1STQ007471B0000	1/1
	800	PBWP6570	1STQ007472B0000	1/1

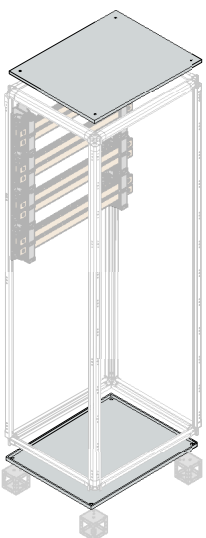
XLine horizontal 50mm

Order codes - External cover



Internal bottom panel for flanges

External dimensions		Delivered in kit		Package/ No. pcs
W (mm)	D (mm)	Type	Order code	
IP40 Blind				
400	600	PBWP3054	1STQ006875B0000	1/1
	800	PBWP3074	1STQ006876B0000	1/1
500	600	PBWP4055	1STQ007846B0000	1/1
	800	PBWP4075	1STQ007847B0000	1/1
700	600	PBWP6055	1STQ007849B0000	1/1
	800	PBWP6075	1STQ007850B0000	1/1



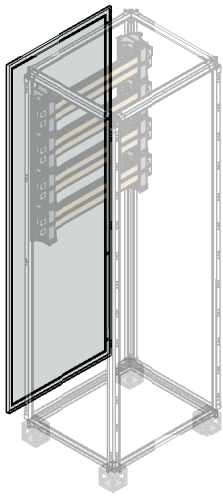
Blind Top/bottom panel IP40 – Pickled sheet steel

Pickled sheet steel without gasket. The article comprises one single component that can be used as either a top or bottom. In order to purchase both the top and the bottom, please order two quantities of the same code or two different top/bottom codes according to the desired design of the structure. The code includes four M12x20 screws.

External dimensions		Type	Order code	Pkg/ No. pcs
W (mm)	D (mm)			
Blind Top/Bottom IP40				
400	600	PTBB3050	1STQ007109A0000	1/1
	800	PTBB3070	1STQ007110A0000	1/1
500	600	PTBB4050	1STQ007114A0000	1/1
	800	PTBB4070	1STQ007115A0000	1/1
700	600	PTBB6050	1STQ007119A0000	1/1
	800	PTBB6070	1STQ007120A0000	1/1

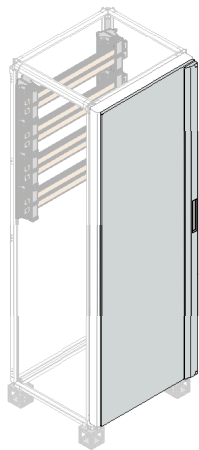
XLine horizontal 50mm

Order codes - External cover



External blind rear panel

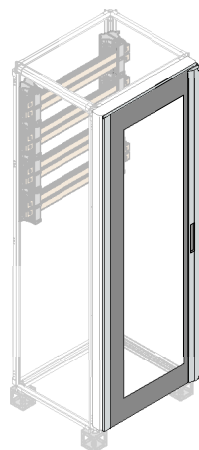
External dimensions		Delivered in kit		Package/ No. pcs
H (mm)	W (mm)	Type	Order code	
For structure				
2100	750	PPEB2065	1STQ007479B0000	1/1
For external cable compartment				
2100	400	PPEB2036	1STQ007589A0000	1/1
	500	PPEB2046	1STQ007590A0000	1/1
	700	PPEB2066	1STQ007592A0000	1/1



Blind door without handle

External dimensions		Delivered in kit		Package/ No. pcs
H (mm)	W (mm)	Type	Order code	
For structure				
2200	750	PDLB2065	1STQ007481B0000	1/1
For external cable compartment				
2100	400	PDLB2031	1STQ003606B0000	1/1
	500	PDLB2041	1STQ003607B0000	1/1
	700	PDLB2061	1STQ006037B0000	1/1

Handle to be ordered separately.



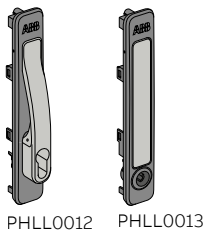
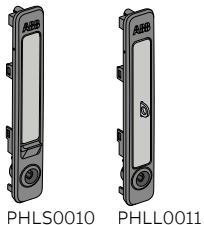
Glass door without handle

External dimensions		Delivered in kit		Package/ No. pcs
H (mm)	W (mm)	Type	Order code	
For structure				
2100	500	PDLG2043	1STQ006035B0000	1/1
	700	PDLG2060	1STQ007338A0000	1/1
	750	PDLG2065	1STQ007480B0000	1/1

Handle to be ordered separately.

XLine horizontal 50mm

Order codes - External cover

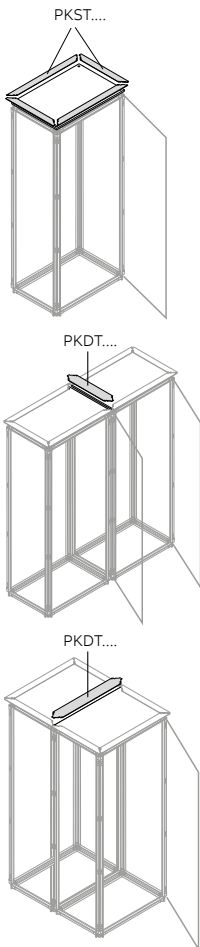


Closing systems

Description	Delivered in kit		Pkg/ No. pcs
	Type	Order code	
Standard lever with push-button	PHLS0010	1STQ008126A0000	1/1
Padlockable lever handle	PHLS0011	1STQ002282B0000	1/1
Lever for semicylinder inserts	PHLS0012	1STQ002283B0000	1/1
Standard lever without push-button	PHLS0013	1STQ002334B0000	1/1

Top sealing kit IP31/IP41

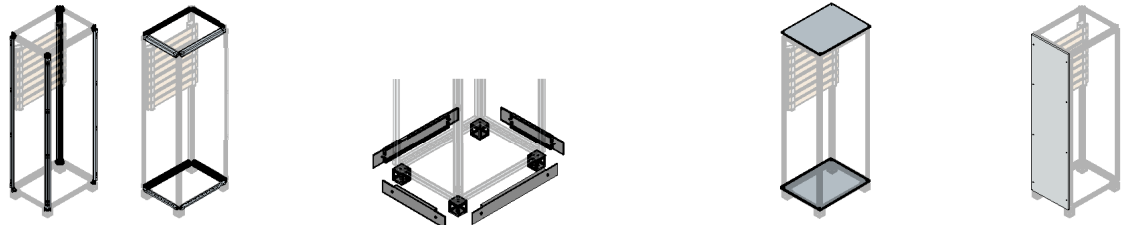
Profiles for IP31/IP41 for top.



Dimensions (mm)		Type	Order code	Pkg/ No. pcs
W	D			
N.2 roof profiles for single column				
	600	PKST0501	1STQ001936B0000	1/1
	800	PKST0700	1STQ001911B0000	1/2
750		PKST0650	1STQ007796B0000	1/2
400		PKST0300	1STQ001907B0000	1/2
500		PKST0400	1STQ001908B0000	1/2
700		PKST0600	1STQ001910B0000	1/2
N.1 roof profile for back to back column				
750		PKDT0650	1STQ007797B0000	1/1
400		PKDT0300	1STQ001919B0000	1/1
500		PKDT0400	1STQ001920B0000	1/1
700		PKDT0600	1STQ001922B0000	1/1
N.1 roof profile for side by side column				
	600	PKDT0501	1STQ001938B0000	1/1
	800	PKDT0700	1STQ001923B0000	1/1

CombiLine

Quick selection guide



External dimensions

FRAME

Uprights
Galvanized
sheet metal

Structure
crosspieces
Galvanized sheet metal

H=100mm plinth
Galvanized sheet metal

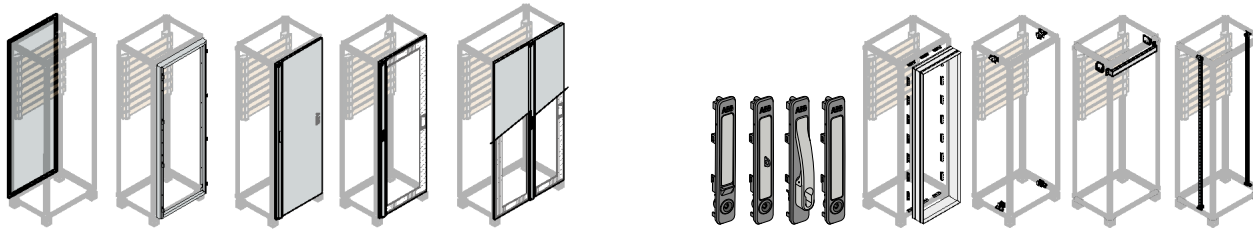
EXTERNAL COVERS

Top/bottom
panels with
gasket

Top/bottom
panels without
gasket

Side
Panel

H (mm)	W (mm)	D (mm)	FRAME		Angle pieces	Plinth flanges Front/ Rear		Blind	Blind	with gasket
			Front/Rear	Side		Front/ Rear	Side			
2200	350	600	PCFM0250	PCFM0500	PPAM0100	PPFM1025	PPFM1050	PTBB2556	PTBB2550	PPEB2056
		800								
	600	600	PCFM0500	PCFM0500	PPAM0100	PPFM1050	PPFM1050	PTBB5050	PTBB5050	PPEB2056
		800								
	850	600	PCFM0750	PCFM0500	PPAM0100	PPFM1075	PPFM1050	PTBB7556	PTBB7550	PPEB2056
		800								
	1100	600	PCFM1000	PCFM0500	PPAM0100	PPFM1010	PPFM1050	PTBB1056	PTBB1050	PPEB2056
		800								
	1350	600	PCFM1250	PCFM0500	PPAM0100	PPFM1250	PPFM1050	PTBB1256	PTBB1250	PPEB2056
		800								




CombiLine kit

Rear Panel	Frame for external doors	Doors without lever				Lever codes, to be added for each door				Touch-guard	Bracket	Adaptor for WR H2000mm frame	Depth support	
		Single blind with gasket	Single glazed with gasket	Double blind with gasket	Double glazed with gasket	Standard lever with push-button	Padlockable lever handle	Lever for semi-cylinder insert	Standard lever without push-button					
with gasket														
PPEB2025	PEFD0350	PDLB2024								PNTG6025		PCCM2025	WR191	
PPEB2056	PEFD0601	PDLB2074	PDLG2054							PNTG6050		PCCM2050	WR291	
PPEB2075	PEFD8560	PDLB2074	PDLG2074							PNTG6075	PBCM0004	PCCM2075	WR391	
PPEB2016	PEFD1060	PDLB2092	PDLG2092	PDLB2174 + PDLB2055	PDLB2174 + PDLG2052	PHLS0010	PHLS0011	PHLS0012	PHLS0013	PNTG6010		PCCM2010	WR291x2	PDFC0500 PDFC0700
PPEB2013 + PPBB2014	PEFD1351			PDLB2174 + PDLB2079	PDLB2174 + PDLG2079					PNTG6012		PCCM2012	WR291 WR391	PDFC0500 PDFC0700

CombiLine

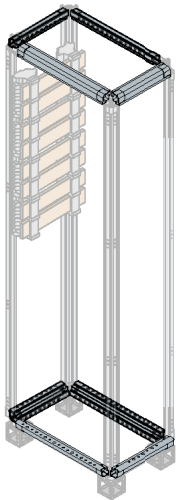
Order codes - Frame



Uprights – Galvanized sheet metal

Upright formed by a closed profile made of galvanized sheet metal. The uprights include 8 already assembled 3-way joints, 8 already assembled axial screws and 16 loose axial screws. For applications with $I_n \leq 4000A$.

External dimensions H (mm)	Delivered in kit		Package/ No. pcs
	Type	Order code	
No.4 galvanized sheet metal uprights			
2100	PUPM2001	1STQ003353B0000	1/4



Structure crosspieces – Galvanized sheel metal

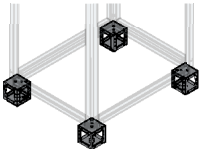
Depth and width crosspieces for structures in galvanized sheet metal.

External dimensions		Delivered in kit		Package/ No. pcs
W (mm)	D (mm)	Type	Order code	
No.4 width crosspieces				
350		PCFM0250	1STQ007036A0000	1/4
600		PCFM0500	1STQ007039A0000	1/4
850		PCFM0750	1STQ007041A0000	1/4
1100		PCFM1000	1STQ007043A0000	1/4
1350		PCFM1250	1STQ007044A0000	1/4
No.4 depth crosspieces				
	600	PCFM0500	1STQ007039A0000	1/4
	800	PCFM0700	1STQ007046A0000	1/4

CombiLine

Order codes - Frame

PPAM0100

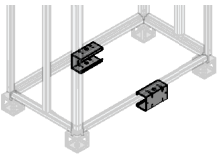


Universal angle pieces for plinths in galvanized sheet metal

Not pre-assembled to the structure. New angle piece with high mechanical strength. Can be fixed from the outside and from the inside of the structure even at a later date. Equipped with anti-rotation system and bottom that can be transported with a transpallet.

External dimensions H (mm)	Delivered in kit		Package/ No. pcs
	Type	Order code	
No.4 plinth angle pieces			
100	PPAM0100	1STQ007048A0000	1/4

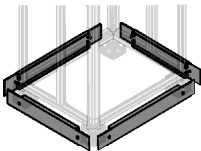
PPIM0100



Intermediate plinth

Intermediate plinth only for structures W=1250mm

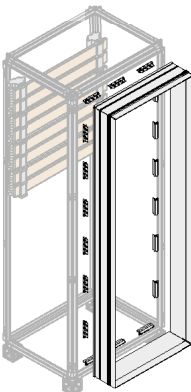
External dimensions H (mm)	Delivered in kit		Package/ No. pcs
	Type	Order code	
No.2 intermediate plinths			
100	PPIM0100	1STQ007208A0000	1/2



Plinth flanges

Side and front/rear plinth flanges H=100mm RAL 7012.

External dimensions		Delivered in kit		Package/ No. pcs
W (mm)	D (mm)	Type	Order code	
No.2 front/rear plinth flanges				
350		PPFM1025	1STQ007049A0000	1/2
600		PPFM1050	1STQ007052A0000	1/2
850		PPFM1075	1STQ007054A0000	1/2
1100		PPFM1010	1STQ007056A0000	1/2
1350		PPFM1250	1STQ007057A0000	1/2
No.2 side plinth flanges				
	600	PPFM1050	1STQ007052A0000	1/2
	800	PPFM1070	1STQ007059A0000	1/2



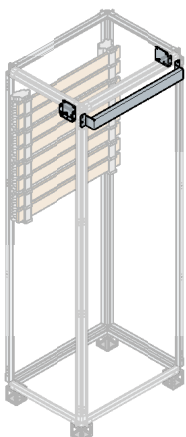
Touch guard profile - dedicated solution for CombiLine N

Profile to guarantee without a gasket the touch protection when CombiLine N modules are installed.

External dimensions (mm)		Delivered in kit		Package/ No. pcs
H	W	Type	Order code	
Touch Guard profile with vertical reinforcements				
2200	350	PNTG6025	1STQ007342B0000	1/1
	600	PNTG6050	1STQ007343B0000	1/1
	850	PNTG6075	1STQ007344B0000	1/1
	1100	PNTG6010	1STQ007345B0000	1/1
	1350	PNTG6012	1STQ007346B0000	1/1

CombiLine


Order codes - Components



Height adapters for 2200mm columns

Adapters to be used when installing CombiLine N modules in a CombiLine Column. The components cover 50mm on the bottom and on the top.

External dimensions		Delivered in kit		Package/ No. pcs
H (mm)	W (mm)	Type	Order code	
Adapter				
2200	350	PCCM2025	1STQ009355A0000	1/2
	600	PCCM2050	1STQ009356A0000	1/2
	850	PCCM2075	1STQ009357A0000	1/2
	1100	PCCM2010	1STQ009358A0000	1/2
	1350	PCCM2012	1STQ001318B0000	1/2

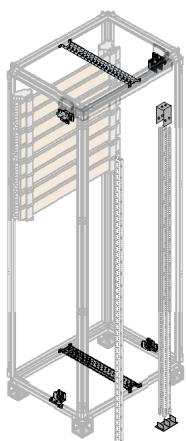


WR Frame

Mounting frame necessaires to fix CombiLine modules and bracket kit.

External dimensions		Delivered in kit		Package/ No. pcs
H (mm)	W (mm)	Type	Order code	
Adapter				
2100	350	WR191	2CPX042944R9999	1/1
	600	WR291	2CPX042945R9999	1/1
	850	WR391	2CPX042946R9999	1/1
	1100	WR291+WR391	-	1/2
	1350	WR291+WR391	-	1/2

—
It must be ordered 2 quantites per section.



Fixing set

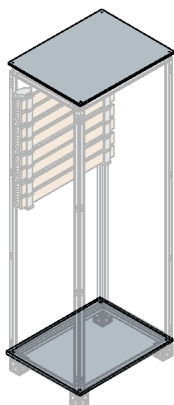
Fixed set for the adaptation of standard WR frame on System pro E power structure.

Description	Delivered in kit		Package/ No. pcs
	Type	Order code	
CombiLine N fixing set	PBCM0004	1STQ009354A0000	1/4
Depth support for frontal partitions			
No.2 CombiLine crosspieces for frame D=600mm	PDFC0500	1STQ001931B0000	1/2
No.2 CombiLine crosspieces for frame D=800mm	PDFC0700	1STQ001932B0000	1/2
No.2 CombiLine crosspieces for frame D=1000mm	PDFC0900	1STQ001933B0000	1/2
Frame holder			
No.4 WR mounting central bottom frame holder	RZ1P4	2CPX045950R9999	1/4
No.2 WR mounting central top frame holder	PBMC0001	1STQ001934B0000	1/2

—
Order the RZ1P4 older for two frames and PBMC0001 adaptor for CombiLine H=2000mm.
If two or more CombiLine N columns have to be installed use the following bracket: PBMC0001 1 braket for CombiLine N D. frame H=2000
1STQ001934B0000.

CombiLine

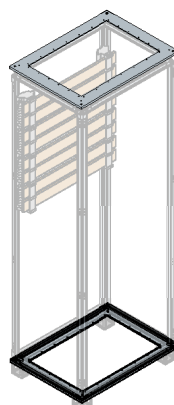
Order codes - Frame



Blind top/bottom – Pickled sheet steel

The article comprises one single component that can be used as either a top or bottom. In order to purchase both the top and the bottom, please order two quantities of the same code or two different top/bottom codes according to the desired design of the structure. The code includes four M12x20 screws.

External dimensions		Delivered in kit		Package/ No. pcs
W (mm)	D (mm)	Type	Order code	
With gasket blind top/bottom				
350	600	PTBB2556	1STQ007072A0000	1/1
	800	PTBB2576	1STQ007073A0000	1/1
600	600	PTBB5050	1STQ009179A0000	1/1
	800	PTBB5076	1STQ007085A0000	1/1
850	600	PTBB7556	1STQ007092A0000	1/1
	800	PTBB7576	1STQ007093A0000	1/1
1100	600	PTBB1056	1STQ007100A0000	1/1
	800	PTBB1076	1STQ007101A0000	1/1
1350	600	PTBB1256	1STQ002295B0000	1/1
	800	PTBB1276	1STQ002296B0000	1/1
Without gasket blind top/bottom				
350	600	PTBB2550	1STQ009370A0000	1/1
	800	PTBB2570	1STQ009423A0000	1/1
600	600	PTBB5050	1STQ009179A0000	1/1
	800	PTBB5070	1STQ009435A0000	1/1
850	600	PTBB7550	1STQ009387A0000	1/1
	800	PTBB7570	1STQ009429A0000	1/1
1100	600	PTBB1050	1STQ007128A0000	1/1
	800	PTBB1070	1STQ007129A0000	1/1
1350	600	PTBB1250	1STQ001316B0000	1/1
	800	PTBB1270	1STQ001317B0000	1/1



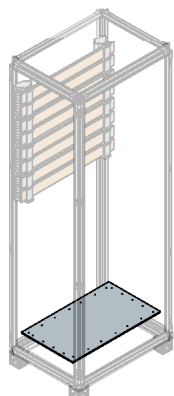
Open top/bottom for column with plinth - with gasket

Pickled sheet steel with holes. The code comprises one single component that can be used as either a top or bottom. In order to purchase both the top and the bottom, please order two quantities of the same code or two different top/bottom codes according to the desired design of the structure. In order to reach IP65 protection degree, use the dedicated fixed cable incoming flanges PFCF.... The use of the single open top/bottom without flanges does not guarantee any degree of protection IP.

External dimensions		Delivered in kit		Package/ No. pcs
W (mm)	D (mm)	Type	Order code	
350	600	PTBO2550	1STQ007133A0000	1/1
350	800	PTBO2570	1STQ007134A0000	1/1
600	600	PTBO5050	1STQ007145A0000	1/1
600	800	PTBO5070	1STQ007146A0000	1/1
850	600	PTBO7550	1STQ007153A0000	1/1
850	800	PTBO7570	1STQ007154A0000	1/1
1100	600	PTBO1050	1STQ007161A0000	1/1
1100	800	PTBO1070	1STQ007162A0000	1/1
1350	600	PTBO1250	1STQ007165A0000	1/1
1350	800	PTBO1270	1STQ007166A0000	1/1

Fixed incoming cable flange

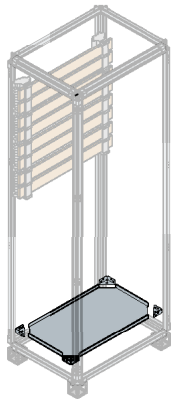
Fixed incoming cable flange in sheet metal to use in conjunction with the open bottom to guarantee IP65 protection class.



External dimensions		Delivered in kit		Package/ No. pcs
W (mm)	D (mm)	Type	Order code	
350	600	PFCF2550	1STQ007656A0000	1/1
350	800	PFCF2570	1STQ007657A0000	1/1
600	600	PFCF5050	1STQ007668A0000	1/1
600	800	PFCF5070	1STQ007669A0000	1/1
850	600	PFCF7550	1STQ007676A0000	1/1
850	800	PFCF7570	1STQ007677A0000	1/1
1100	600	PFCF1050	1STQ007684A0000	1/1
1100	800	PFCF1070	1STQ007685A0000	1/1
1350	600	2x PFCF6050	1STQ007672A0000	1/1
1350	800	2x PFCF6070	1STQ007673A0000	1/1

CombiLine

Order codes - External cover

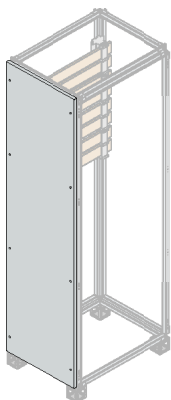


Internal blind bottom for column without plinth - without gasket

Internal galvanized steel bottom with special brackets kit included (special brackets kit available also as spare part with the code PBRB0004).

External dimensions		Delivered in kit		Package/ No. pcs
W (mm)	D (mm)	Type	Order code	
600	600	PBWP5050	1STQ007181A0000	1/1
600	800	PBWP5070	1STQ007182A0000	1/1
850	600	PBWP7550	1STQ007189A0000	1/1
850	800	PBWP7570	1STQ007190A0000	1/1
1100	600	PBWP1050	1STQ007197A0000	1/1
1100	800	PBWP1070	1STQ007198A0000	1/1
1350 *	600	PBWP1250	1STQ007201A0000	1/1
1350 *	800	PBWP1270	1STQ007202A0000	1/1
1350	600	2x PFCF6050	1STQ007672A0000	1/1
1350	800	2x PFCF6070	1STQ007673A0000	1/1

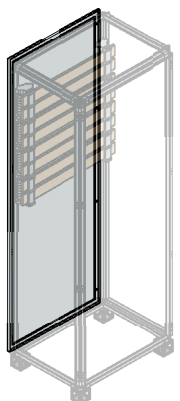
*Made in two pieces.



External blind side panel - with gasket

Pickled sheet steel with gasket. The code refers to one single side panel.

External dimensions		Delivered in kit		Package/ No. pcs
H (mm)	D (mm)	Type	Order code	
Blind side panel				
2100	600	PPEB2056	1STQ008106A0000	1/1
	800	PPEB2076	1STQ008107A0000	1/1



External blind rear panel - with gasket

Pickled sheet steel with gasket and plugs with gasket.

External dimensions			Delivered in kit		Package/ No. pcs
H (mm)	W (mm)	Type	Order code		
Blind rear panel					
2100	350	PPEB2025	1STQ009380A0000	1/1	
	600	PPEB2056	1STQ008106A0000	1/1	
	850	PPEB2075	1STQ009400A0000	1/1	
	1100	PPEB2016	1STQ007596A0000	1/1	
	1350	right	PPEB2013	1STQ003547B0000	1/1
		left	PPEB2014	1STQ004142B0000	1/1



Frame for external door CombiLine structure

Dimensions		Delivered in kit		Package/ No. pcs
H (mm)	W (mm)	Type	Order code	
Door mounting kit				
2100	350	PEFD0350	1STQ005694B0000	1/1
	600	PEFD0601	1STQ006215B0000	1/1
	850	PEFD8560	1STQ005700B0000	1/1
	1100	PEFD1100	1STQ005702B0000	
	1350	PEFD1351	1STQ006216B0000	1/1

CombiLine

Order codes - External cover

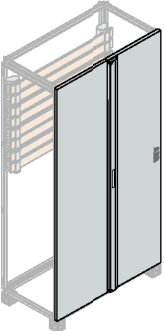


Blind door without lever -without gasket

Pickled sheet steel with gasket. Opens through 135° (single column). Complete with 4 hinges to be screwed onto the uprights, 4 door closing brackets. Doors can be mounted both on the front and on the back of the enclosures. Reinforcing tubes for W>400mm.

External dimensions		Delivered in kit		Package/ No. pcs
H (mm)	W (mm)	Type	Order code	
Single blind door without gasket				
2100	350	PDLB2024	1STQ003208C0000	1/1
	600	PDLB2054	1STQ003209C0000	1/1
	850	PDLB2074	1STQ003210C0000	1/1
Double blind door without gasket for structure W=1100mm				
2100	550	PDLB2174	1STQ003213C0000	1/1
	550	PDLB2154	1STQ003215C0000	1/1
Double blind door without gasket for structure W=1350mm				
2100	550	PDLB2174	1STQ003213C0000	1/1
	800	PDLB2274	1STQ003217C0000	1/1

— Handles to be ordered separately.

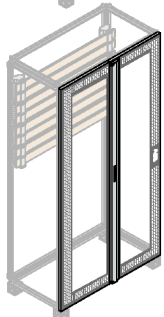



Glass door without lever - without gasket

Pickled sheet steel with gasket. Opens through 135° (single column). Complete with 4 hinges to be screwed onto the uprights, 4 door closing brackets. Doors can be mounted both on the front and on the back of the enclosures. Reinforcing tubes for W>400mm.

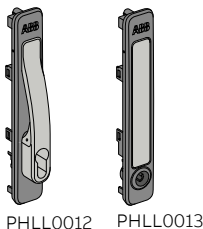
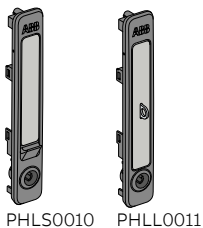
External dimensions		Delivered in kit		Package/ No. pcs
H (mm)	W (mm)	Type	Order code	
Single glazed door without gasket				
2100	600	PDLG2054	1STQ003211C0000	1/1
	850	PDLG2074	1STQ003212C0000	1/1
Double glazed door without gasket for structure W=1100mm				
2100	550	PDLG2174	1STQ003214C0000	1/1
	550	PDLG2154	1STQ003216C0000	1/1
Double glazed door without gasket for structure W=1350mm				
2100	550	PDLG2174	1STQ003214C0000	1/1
	800	PDLG2274	1STQ003218C0000	1/1

— Handles to be ordered separately.



Closing systems

Description	Delivered in kit		Pkg/ No. pcs
	Type	Order code	
Standard lever with push-button	PHLS0010	1STQ008126A0000	1/1
Padlockable lever handle	PHLS0011	1STQ002282B0000	1/1
Lever for semicylinder inserts	PHLS0012	1STQ002283B0000	1/1
Standard lever without push-button	PHLS0013	1STQ002334B0000	1/1

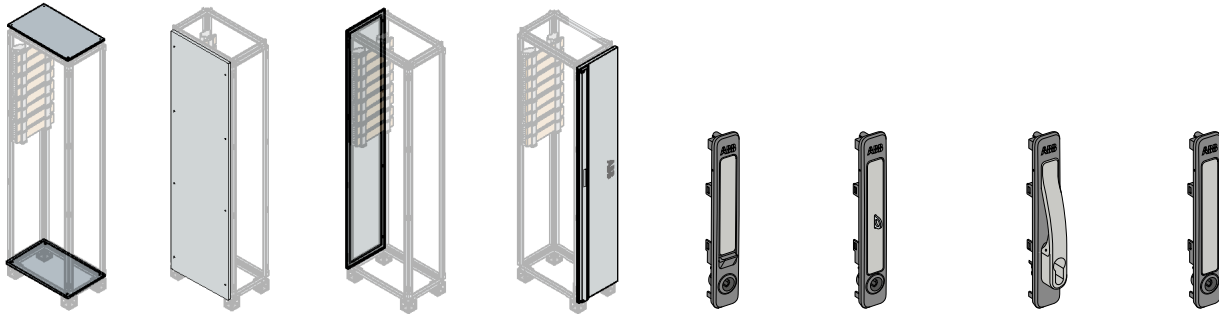


External cable compartment and back to back column

Quick selection guide



External dimensions			FRAME	Structure crosspieces Galvanized sheet metal		H=100mm plinth	Plinth flanges	
H (mm)	W (mm)	D (mm)	Uprights Galvanized sheet metal	Front/Rear	Side	Angle pieces	Front/Rear	Side
2200	400	600	PUPM2001	PCFM0300	PCFM0500	PPAM0100	PPFM1030	PPFM1050
		800			PCFM0700			PPFM1070
	500	600		PCFM0400	PCFM0500	PPAM0100	PPFM1040	PPFM1050
		800			PCFM0700			PPFM1070
	700	600		PCFM0600	PCFM0500	PPAM0100	PPFM1060	PPFM1050
		800			PCFM0700			PPFM1070
	800	600		PCFM0700	PCFM0500	PPAM0100	PPFM1070	PPFM1050
		800			PCFM0700			PPFM1070
	1000	600		PCFM0900	PCFM0500	PPAM0100	PPFM1090	PPFM1050
		800			PCFM0700			PPFM1070

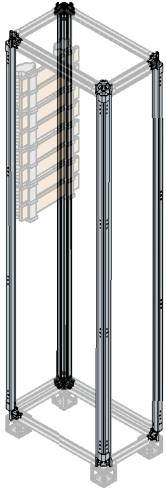


EXTERNAL COVERS

Top/bottom panels	Side panel	Rear panel	Doors without lever	Lever codes, to be added for each door			
				Standard lever with push-button	Padlockable lever handle	Lever for semicylinder	Standard lever without push-button
Blind	Side panel Blind	Blind	Blind				
PTBB3050	PPEB2056	PPEB2036	PDLB2031				
PTBB3070	PPEB2076						
PTBB4050	PPEB2056	PPEB2046	PDLB2041				
PTBB4070	PPEB2076						
PTBB6050	PPEB2056	PPEB2066	PDLB2061	PHLS0010	PHLS0011	PHLS0012	PHLS0012
PTBB6070	PPEB2076						
PTBB5070	PPEB2056	PPEB2076	PDLB2072				
PTBB7072	PPEB2076						
PTBB5090	PPEB2056	PPEB2096	PDLB2091				
PTBB9070	PPEB2076						

External cable compartment and back to back column

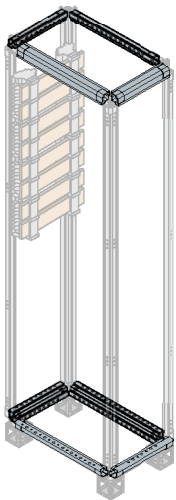
Order codes - Frame



Uprights – Galvanized sheet metal

Upright formed by a closed profile made of galvanized sheet metal. The uprights include 8 already assembled 3-way joints, 8 already assembled axial screws and 16 loose axial screws. For applications with $I_n \leq 4000A$.

External dimensions H (mm)	Delivered in kit		Package/ No. pcs
	Type	Order code	
No.4 galvanized sheet metal uprights			
2200	PUPM2001	1STQ003353B0000	1/4



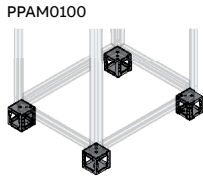
Structure crosspieces – Galvanized sheel metal

Depth and width crosspieces for structures in galvanized sheet metal.

External dimensions		Delivered in kit		Package/ No. pcs
W (mm)	D (mm)	Type	Order code	
No.4 width crosspieces				
400		PCFM0300	1STQ007037A0000	1/4
500		PCFM0400	1STQ007038A0000	1/4
700		PCFM0600	1STQ007040A0000	1/4
800		PCFM0700	1STQ007046A0000	1/4
1000		PCFM0900	1STQ007047A0000	1/4
No.4 depth crosspieces				
	600	PCFM0500	1STQ007039A0000	1/4
	800	PCFM0700	1STQ007046A0000	1/4

External cable compartment and back to back column

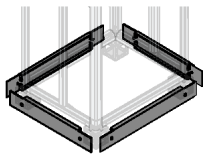
Order codes - Frame



Universal angle pieces for plinths in galvanized sheet metal

Not pre-assembled to the structure. New angle piece with high mechanical strength. Can be fixed from the outside and from the inside of the structure even at a later date. Equipped with anti-rotation system and bottom that can be transported with a transpallet.

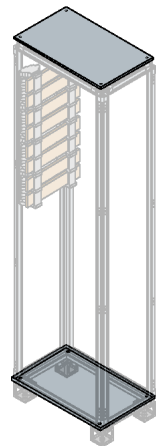
External dimensions H (mm)	Delivered in kit		Package/ No. pcs
	Type	Order code	
No.4 plinth angle pieces			
100	PPAM0100	1STQ007048A0000	1/4



Plinth flanges

Side and front/rear plinth flanges H=100mm RAL 7012.

External dimensions		Delivered in kit		Package/ No. pcs
W (mm)	D (mm)	Type	Order code	
No.2 front/rear plinth flanges				
400		PPFM1030	1STQ007050A0000	1/2
500		PPFM1040	1STQ007051A0000	1/2
700		PPFM1060	1STQ007053A0000	1/2
800		PPFM1070	1STQ007059A0000	1/2
1000		PPFM1090	1STQ007060A0000	1/2
No.2 side plinth flanges				
	600	PPFM1050	1STQ007052A0000	1/2
	800	PPFM1070	1STQ007059A0000	1/2



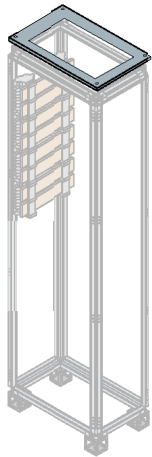
Blind Top/Bottom - without gasket

Pickled sheet steel without gasket. The article comprises one single component that can be used as either a top or bottom. In order to purchase both the top and the bottom, please order two quantities of the same code or two different top/bottom codes according to the desired design of the structure. The code includes four M12x20 screws.

External dimensions		Delivered in kit		Package/ No. pcs
W (mm)	D (mm)	Type	Order code	
Blind Top/Bottom				
400	600	PTBB3050	1STQ007109A0000	1/1
	800	PTBB3070	1STQ007110A0000	1/1
500	600	PTBB4050	1STQ007114A0000	1/1
	800	PTBB4070	1STQ007115A0000	1/1
700	600	PTBB6050	1STQ007119A0000	1/1
	800	PTBB6070	1STQ007120A0000	1/1
800	600	PTBB5070	1STQ009435A0000	1/1
	800	PTBB7072	1STQ003358B0000	1/1
1000	600	PTBB5090	1STQ001283B0000	1/1
	800	PTBB9070	1STQ003600B0000	1/1

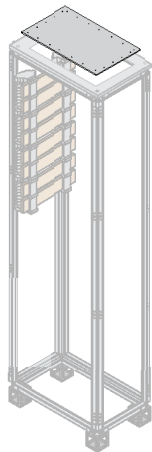
External cable compartment and back to back column

Order codes - Frame



Open top

External dimensions		Delivered in kit		Pkg/ No. pcs
W (mm)	D (mm)	Type	Order code	
For external cable compartment				
400	600	PTBO3050	1STQ007137A0000	1/1
	800	PTBO3070	1STQ007138A0000	1/1
500	600	PTBO4050	1STQ007142A0000	1/1
	800	PTBO4070	1STQ007143A0000	1/1
700	600	PTBO6050	1STQ007149A0000	1/1
	800	PTBO6070	1STQ007150A0000	1/1
800	600	PTBO7050	1STQ008505B0000	1/1
	800	PTBO7070	1STQ008506B0000	1/1
1000	600	PTBO9050	1STQ008508B0000	1/1
	800	PTBO9070	1STQ008509B0000	1/1

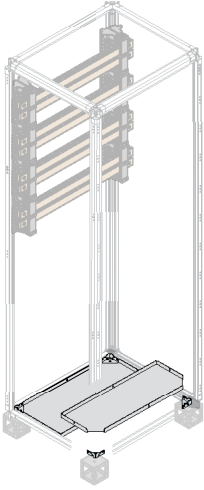


Fixed incoming cable flange for external cable compartment

External dimensions		Delivered in kit		Package/ No. pcs
W (mm)	D (mm)	Type	Order code	
400	600	PFCF3050	1STQ007660A0000	1/1
	800	PFCF3070	1STQ007661A0000	1/1
500	600	PFCF4050	1STQ007665A0000	1/1
	800	PFCF4070	1STQ007666A0000	1/1
700	600	PFCF6050	1STQ007672A0000	1/1
	800	PFCF6070	1STQ007673A0000	1/1
800	600	PFCF7050	1STQ008511B0000	1/1
	800	PFCF7070	1STQ008512B0000	1/1
1000	600	PFCF9050	1STQ008514B0000	1/1
	800	PFCF9070	1STQ008515B0000	1/1

External cable compartment and back to back column

Order codes - Frame




Internal bottom panel

External dimensions		Delivered in kit		Package/ No. pcs
W (mm)	D (mm)	Type	Order code	
IP40 Blind				
400	600	PBWP3054	1STQ006875B0000	1/1
	800	PBWP3074	1STQ006876B0000	1/1
500	600	PBWP4055	1STQ007846B0000	1/1
	800	PBWP4075	1STQ007847B0000	1/1
700	600	PBWP6055	1STQ007849B0000	1/1
	800	PBWP6075	1STQ007850B0000	1/1

External cable compartment and back to back column

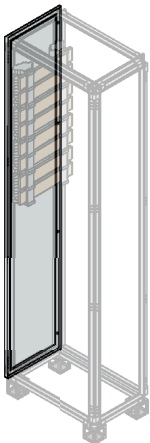
Order codes - Frame



Blind side panel - without gasket

Pickled sheet steel without gasket. The code refers to one single side panel.

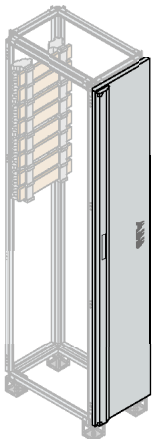
External dimensions		Delivered in kit		Package/ No. pcs
H (mm)	D (mm)	Type	Order code	
Blind side panel				
2200	600	PPEB2056	1STQ008106A0000	1/1
	800	PPEB2076	1STQ008107A0000	1/1



External blind rear panel - with gasket

Pickled sheet steel with gasket. The code refers to one single side panel.

External dimensions		Delivered in kit		Package/ No. pcs
H (mm)	W (mm)	Type	Order code	
Blind rear panel				
2200	400	PPEB2036	1STQ007589A0000	1/1
	500	PPEB2046	1STQ007590A0000	1/1
	700	PPEB2066	1STQ007592A0000	1/1



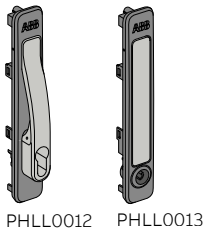
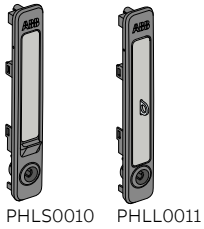
Doors without lever - without gasket

External dimensions		Delivered in kit		Package/ No. pcs
H (mm)	W (mm)	Type	Order code	
Single blind door				
2200	400	PDLB2031	1STQ003606B0000	1/1
	500	PDLB2041	1STQ003607B0000	1/1
	700	PDLB2061	1STQ006037B0000	1/1

— Handles to be ordered separately.

External cable compartment and back to back column

Order codes - Frame



Closing systems

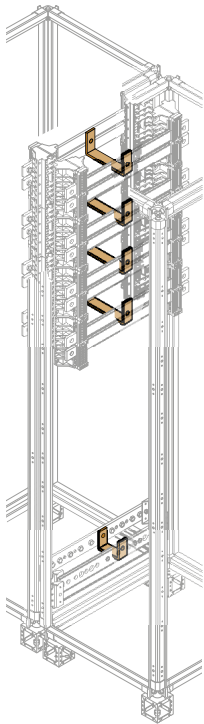
Description	Delivered in kit		Pkg/ No. pcs
	Type	Order code	
Standard lever with push-button	PHL50010	1STQ008126A0000	1/1
Padlockable lever handle	PHL50011	1STQ002282B0000	1/1
Lever for semicylinder inserts	PHL50012	1STQ002283B0000	1/1
Standard lever without push-button	PHL50013	1STQ002334B0000	1/1

Back to back copper joints for Main busbar and PE

Description	Dimensions (mm) D	Delivered in kit		Pkg/ No. pcs
		Type	Order code	
Back to back CU 1000/1250A	600/800	PBBB6812	1STQ007879B0000	1/1
Back to back CU 1600/2000A	600/800	PBBB6862	1STQ007880B0000	1/1
Back to back CU 2500/3200A	600/800	PBBB6823	1STQ007881B0000	1/1
Back to back CU 4000A	600/800	PBBB6840	1STQ007882B0000	1/1
Back to back PE-CU	600/800	PBBB6850	1STQ007883B0000	1/1

Segregation back to back column

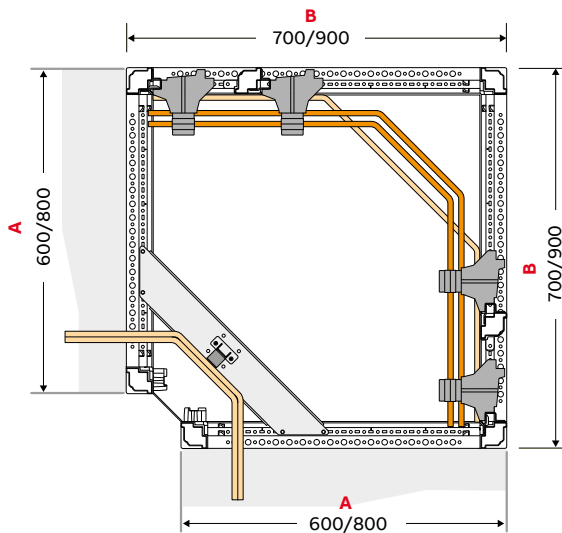
Description	Dimensions W (mm)	Delivered in kit		Package/ No. pcs
		Type	Order code	
Segregation back to back	500	PPVS2040	1STQ008236B0000	1/1
Segregation back to back	600	PPVS2050	1STQ008237B0000	1/1



Corner column

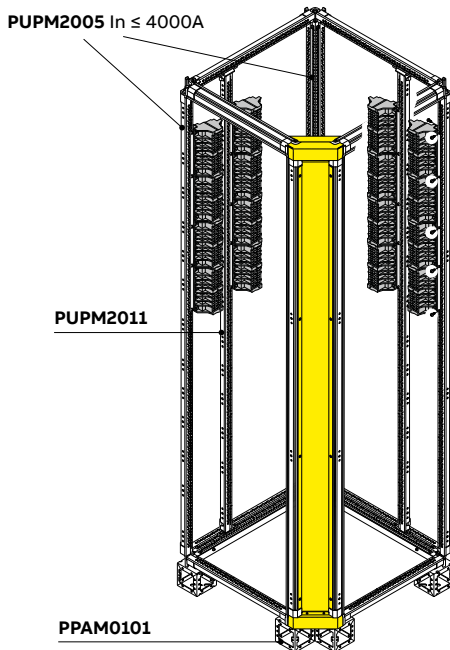
Example of corner column composition

Crosspieces to use on the top/bottom of corner column



A External dimensions		B External dimensions	
(mm)	Crosspieces Type	(mm)	Crosspieces Type
600	1xPCFM0500	700	1xPCFM0600
800	1xPCFM0700	900	1xPCFM0800


Upright and others parts to use



External dimensions (mm)	Uprights Type	No.5 plinth Type	Angled section Type
600	PUPM2005 + 2xPUPM2011	PPAM0101	PPEC2010
800	PUPM2005 + 2xPUPM2011	PPAM0101	PPEC2010

Corner column

Order codes



Uprights – Galvanized sheet metal


Upright formed by a closed profile made of galvanized sheet metal. The uprights include 8 already assembled 3-way joints, 8 already assembled axial screws and 16 loose axial screws. For applications with $I_n \leq 4000A$.

External dimensions H (mm)	Delivered in kit		Package/ No. pcs
	Type	Order code	
No.4 galvanized sheet metal uprights			
2100	PUPM2005	1STQ008649B0000	1/4

Uprights – Stainless steel

The uprights include 8 already assembled 3-way joints, 8 already assembled axial screws and 16 loose axial screws. For applications with $I_n > 4000A$.

External dimensions H (mm)	Delivered in kit		Package/ No. pcs
	Type	Order code	
No.2 stainless steel uprights and no.2 galvanized sheet metal uprights			
2100	PUPS2006	1STQ009486B0000	1/4




Structure crosspieces – Galvanized sheet metal

Depth and width crosspieces for structures in galvanized sheet metal.

External dimensions (mm)	Delivered in kit		Package/ No. pcs
	Type	Order code	
No.4 crosspieces			
600	PCFM0500	1STQ007039A0000	1/4
800	PCFM0700	1STQ007046A0000	1/4
700	PCFM0600	1STQ007040A0000	1/4
900	PCFM0800	1STQ007042A0000	1/4

Corner column

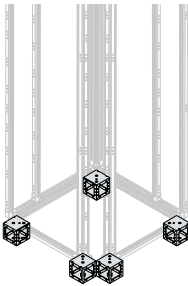
Order codes



Intermediate upright for internal mounting kits and busbars – Galvanized sheet metal

Upright formed by a closed profile made of galvanized sheet metal. For applications with $I_n \leq 4000A$.


External dimensions H (mm)	Delivered in kit		Package/ No. pcs
	Type	Order code	
No.1 galvanized sheet metal upright			
2200	PUPM2011	1STQ003355B0000	1/1



Universal angle pieces for plinths in galvanized sheet metal

Not pre-assembled to the structure. New angle piece with high mechanical strength. Can be fixed from the outside and from the inside of the structure even at a later date. Equipped with anti-rotation system and bottom that can be transported with a transpallet.


External dimensions H (mm)	Delivered in kit		Package/ No. pcs
	Type	Order code	
No.4 plinth angle pieces			
100	PPAM0101	1STQ008646B0000	1/5



Top panel – Pickled sheet steel

Pickled sheet steel without gasket. The code includes four M12x20 screws.

External dimensions (mm)	Delivered in kit		Package/ No. pcs
	Type	Order code	
Blind top			
600	PTBB6006	1STQ008634B0000	1/1
800	PTBB8006	1STQ008635B0000	1/1



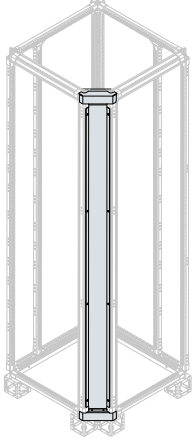
Bottom panel – Pickled sheet steel

Pickled sheet steel without gasket. The code includes four M12x20 screws.

External dimensions (mm)	Delivered in kit		Package/ No. pcs
	Type	Order code	
Blind bottom			
600	PTBB6005	1STQ008640B0000	1/1
800	PTBB8005	1STQ008641B0000	1/1

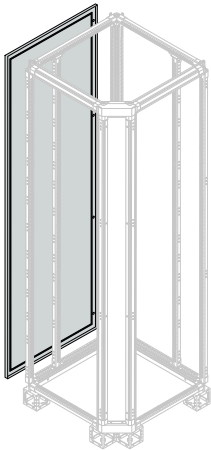
Corner column

Order codes



Corner section external frame

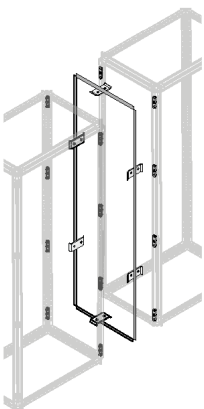
Description	Delivered in kit		Package/ No. pcs
	Type	Order code	
Corner frame	PPEC2010	1STQ008648B0000	1/1



External blind side panel - with gasket

Pickled sheet steel with gasket. The code refers to one single side panel.

External dimensions		Delivered in kit		Package/ No. pcs
H (mm)	D (mm)	Type	Order code	
Blind side panel				
2100	700	PPEB2060	1STQ007622A0000	1/1
	900	PPEB2080	1STQ007624A0000	1/1



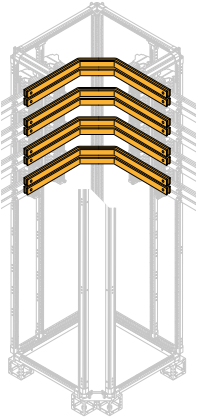
Kit for joining structures

The kit for joining structures is composed of different brackets and a gasket for the maintenance of the IP protection degree and allows both a side-by-side and a back-to-back joining of structures.

Description	Delivered in kit		Package/ No. pcs
	Type	Order code	
Kit for joining corner structures	PSES0009	1STQ005273B0000	1/12

Corner column

Order codes



Main corner busbars

Corner External dimensions (mm)	In (A)	Delivered in kit		Package/ No. pcs
		Type	Order code	
600	1000	PCFB1061	1STQ008620B0000	1/1
	1600	PCFB1661	1STQ008621B0000	1/1
	2500	PCFB3261	1STQ008623B0000	1/1
800	1000	PCFB1081	1STQ008624B0000	1/1
	1600	PCFB1681	1STQ008625B0000	1/1
	2500	PCFB2581	1STQ008626B0000	1/1
	3200	PCFB3281	1STQ009359B0000	1/1
	4000	PCFB4081	1STQ008647B0000	1/1

Busbar holders

The maximum installable busbar section inside the busbar holder is 80mm.

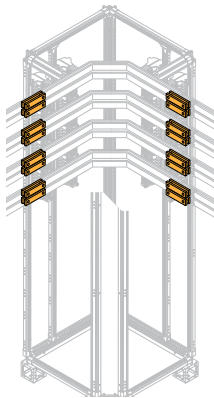
The minimum number of busbars per phase is 2 and the maximum is 6.

In order to realize a configuration with 2 busbars per phase 80mm, for every phase please select 1 PBHS0200 + 1 PCCS0200 + 1 PSCB0002.

In case of using a busbar with section <80mm, the remaining space must be compensated with code PSPA2012; the code includes 12 spaces with H=20mm.

In case of configurations with 4 or 6 busbars per phase, the number of PCCS0200 must be augmented (2 pcs for 4 busbars, 3 pcs for 6 busbars), according to the below picture.

Also the fixing screws must be selected according to the number of busbars per phase.



Corner connections

Main busbar rating (A)	Delivered in kit		Package/ No. pcs
	Type	Order code	
1000A	PJCC1048	1STQ003039C0000	1/4
1600A/2000A	PJCC1648	1STQ003040C0000	1/4
2500A/3200A	PJCC3248	1STQ003041C0000	1/4
4000A	PJSC4042	1STQ009321B0000	1/4

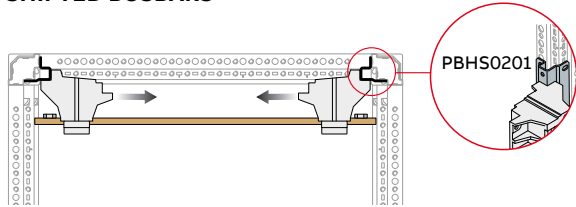
Corner column

Order codes

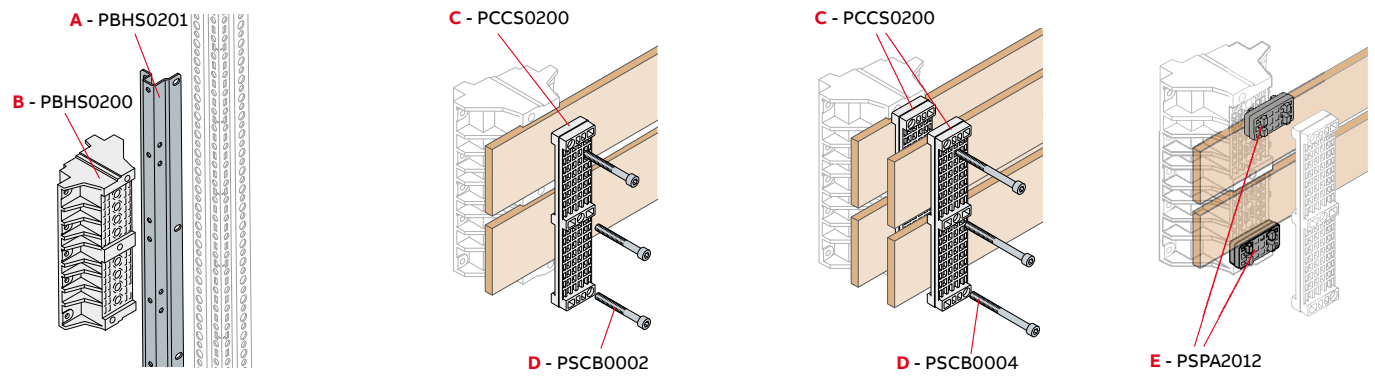
Accessories to fix the main bars (MBBS) on the corner column

On this type of column only the shifted solution is available.

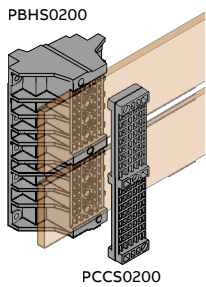
SHIFTED BUSBARS



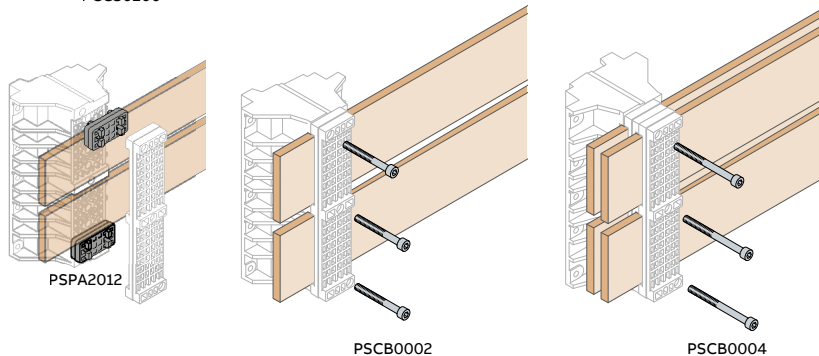
Examples of uses



	2 busbars/phase	4 busbars/phase	Final Note
A Support only for shifted busbars	1xPBHS0201	1xPBHS0201	
B Busbar holders	2xPBHS0200	2xPBHS0200	Multiply the quantities of each code for the number of the phases of the system (3 or 4 phases)
C Closing Cover	2xPCCS0200	4xPCCS0200	
D Mounting Screws	2xPSCB0002	2xPSCB0004	
E Spacers	... x PSPA2012*	... x PSPA2012*	
Busbars	See Busbars selection table		

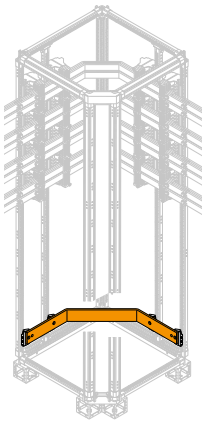


Description	Delivered in kit		Package/ No. pcs
	Type	Order code	
No.2 busbar holders H=200mm	PBHS0200	1STQ009602A0000	1/2
N.2 supports for shifted busbars	PBHS0201	1STQ005066B0000	1/2
No.12 spacers H=20mm	PSPA2012	1STQ009604A0000	1/12
No.2 closing cover for holder H=200mm	PCCS0200	1STQ009605A0000	1/2
Mounting screws for 2 busbars per phase	PSCB0002	1STQ009606A0000	1/6
Mounting screws for 4 busbars per phase	PSCB0004	1STQ009631A0000	1/6



Corner column

Order codes

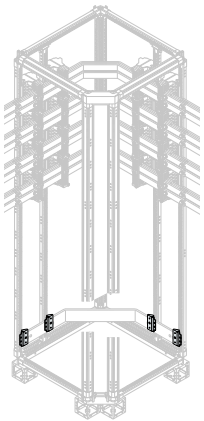


Earth busbars

On this table are present the PE code to use on the corner column; the code is related to:

- MBBS In value
- board depth


Corner External dimensions (mm)	In (A)	Delivered in kit		Package/ No. pcs
		Type	Order code	
600	2500	PBNE6067	1STQ008613B0000	1/1
800	4000	PBNE6287	1STQ008619B0000	1/1



Brackets for PE busbar

To be ordered for fixing the neutral and earthing busbars.

Description	Delivered in kit		Package/ No. pcs
	Type	Order code	
Brackets for PE busbar	PBRP0003	1STQ003149B0000	1/2



Top sealing kit IPX1

Profiles for IP31/IP41 for top.


Corner External dimensions (mm)	Delivered in kit		Package/ No. pcs
	Type	Order code	
Roof profiles for corner column			
700	PKAT6060	1STQ009860B0000	1/1
900	PKAT8080	1STQ009861B0000	1/1

Special painting

On request, colors other than the standard RAL 7035 textured are available with the same painting cycle. The following colors are available as per the table with delivery

times, price increases and any minimum order lots; the request is managed through an offer to be conveyed to the commercial ABB reference.

RAL color chart available (minimum lot of 3 structures)

<p>RAL 1001</p>  <p>Smooth <input type="checkbox"/> Orange peel <input type="checkbox"/></p>	<p>RAL 1004</p>  <p>Smooth <input type="checkbox"/> Orange peel <input type="checkbox"/></p>	<p>RAL 1013</p>  <p>Smooth <input type="checkbox"/> Orange peel <input type="checkbox"/></p>	<p>RAL 1015</p>  <p>Smooth <input type="checkbox"/> Orange peel <input type="checkbox"/></p>	<p>RAL 1018</p>  <p>Smooth <input type="checkbox"/> Orange peel <input type="checkbox"/></p>
<p>RAL 1021</p>  <p>Smooth <input type="checkbox"/> Orange peel <input type="checkbox"/></p>	<p>RAL 2004</p>  <p>Smooth <input type="checkbox"/> Orange peel <input type="checkbox"/></p>	<p>RAL 2008</p>  <p>Smooth <input type="checkbox"/> Orange peel <input type="checkbox"/></p>	<p>RAL 2009</p>  <p>Smooth <input type="checkbox"/> Orange peel <input type="checkbox"/></p>	<p>RAL 3000</p>  <p>Smooth <input type="checkbox"/> Orange peel <input type="checkbox"/></p>
<p>RAL 3004</p>  <p>Smooth <input type="checkbox"/> Orange peel <input type="checkbox"/></p>	<p>RAL 3020</p>  <p>Smooth <input type="checkbox"/> Orange peel <input type="checkbox"/></p>	<p>RAL 4005</p>  <p>Smooth <input type="checkbox"/> Orange peel <input type="checkbox"/></p>	<p>RAL 5000</p>  <p>Smooth <input type="checkbox"/> Orange peel <input type="checkbox"/></p>	<p>RAL 5009</p>  <p>Smooth <input type="checkbox"/> Orange peel <input type="checkbox"/></p>
<p>RAL 5010</p>  <p>Smooth <input type="checkbox"/> Orange peel <input type="checkbox"/></p>	<p>RAL 5012</p>  <p>Smooth <input type="checkbox"/> Orange peel <input type="checkbox"/></p>	<p>RAL 5015</p>  <p>Smooth <input type="checkbox"/> Orange peel <input type="checkbox"/></p>	<p>RAL 6011</p>  <p>Smooth <input type="checkbox"/> Orange peel <input type="checkbox"/></p>	<p>RAL 6021</p>  <p>Smooth <input type="checkbox"/> Orange peel <input type="checkbox"/></p>
<p>RAL 6027</p>  <p>Smooth <input type="checkbox"/> Orange peel <input type="checkbox"/></p>	<p>RAL 7001</p>  <p>Smooth <input type="checkbox"/> Orange peel <input type="checkbox"/></p>	<p>RAL 7004</p>  <p>Smooth <input type="checkbox"/> Orange peel <input type="checkbox"/></p>	<p>RAL 7012</p>  <p>Smooth <input type="checkbox"/> Orange peel <input type="checkbox"/></p>	<p>RAL 7016</p>  <p>Smooth <input type="checkbox"/> Orange peel <input type="checkbox"/></p>
<p>RAL 7024</p>  <p>Smooth <input type="checkbox"/> Orange peel <input type="checkbox"/></p>	<p>RAL 7030</p>  <p>Smooth <input type="checkbox"/> Orange peel <input type="checkbox"/></p>	<p>RAL 7032</p>  <p>Smooth <input type="checkbox"/> Orange peel <input type="checkbox"/></p>	<p>RAL 7035</p>  <p>Smooth <input type="checkbox"/> Orange peel <input type="checkbox"/></p>	<p>RAL 7036</p>  <p>Smooth <input type="checkbox"/> Orange peel <input type="checkbox"/></p>
<p>RAL 7037</p>  <p>Smooth <input type="checkbox"/> Orange peel <input type="checkbox"/></p>	<p>RAL 7038</p>  <p>Smooth <input type="checkbox"/> Orange peel <input type="checkbox"/></p>	<p>RAL 7040</p>  <p>Smooth <input type="checkbox"/> Orange peel <input type="checkbox"/></p>	<p>RAL 7042</p>  <p>Smooth <input type="checkbox"/> Orange peel <input type="checkbox"/></p>	<p>RAL 7043</p>  <p>Smooth <input type="checkbox"/> Orange peel <input type="checkbox"/></p>
<p>RAL 7047</p>  <p>Smooth <input type="checkbox"/> Orange peel <input type="checkbox"/></p>	<p>RAL 9001</p>  <p>Smooth <input type="checkbox"/> Orange peel <input type="checkbox"/></p>	<p>RAL 9002</p>  <p>Smooth <input type="checkbox"/> Orange peel <input type="checkbox"/></p>	<p>RAL 9003</p>  <p>Smooth <input type="checkbox"/> Orange peel <input type="checkbox"/></p>	<p>RAL 9005</p>  <p>Smooth <input type="checkbox"/> Orange peel <input type="checkbox"/></p>
<p>RAL 9007</p>  <p>Smooth <input type="checkbox"/> Orange peel <input type="checkbox"/></p>	<p>RAL 9010</p>  <p>Smooth <input type="checkbox"/> Orange peel <input type="checkbox"/></p>	<p>RAL 9016</p>  <p>Smooth <input type="checkbox"/> Orange peel <input type="checkbox"/></p>		



Chapter 3

Overall dimensions

3-2 Frame

3-4 External covers

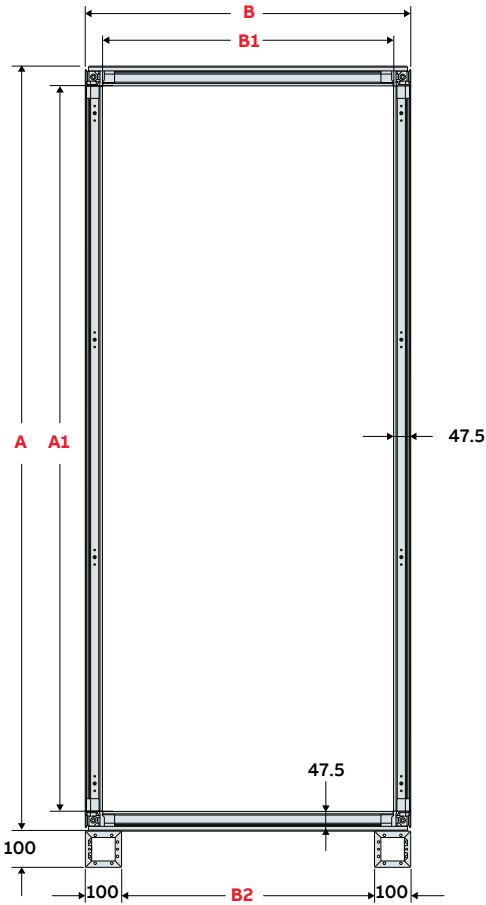
3-8 Modules WR mounting frame

3-9 Useful space


Overall dimensions

Frame

Front



Side



Height measurements (mm)

A	A1
2100	2000

Width measurements (mm)

B	B1	B2	B3	B4	B5	B6	B7	B8
350	254	148	287	325	194	271	348	226
400	304	198	337	375	244	321	398	276
500	404	298	437	475	344	421	498	376
600	504	398	537	575	444	521	598	476
650	554	448	587	625	494	571	648	526
850	754	648	787	825	694	771	848	726
1000	904	798	937	975	844	921	998	876
1100	1004	898	1037	1075	944	1021	1098	976
1250	1154	1048	1187	1225	1094	1171	1248	1126

Depth measurements (mm)

C	C1	C2	C3	C4	C5	C6	C7	C8
600	504	398	537	575	444	521	598	476
800	704	598	737	775	644	721	798	676

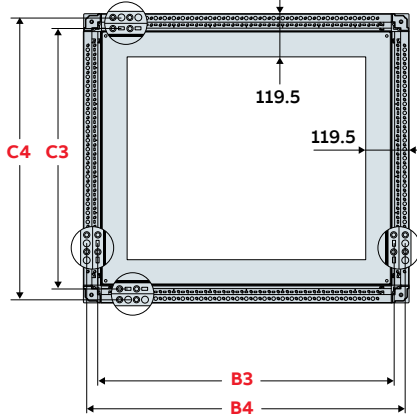
Total depth calculation

In case of partial door execution:

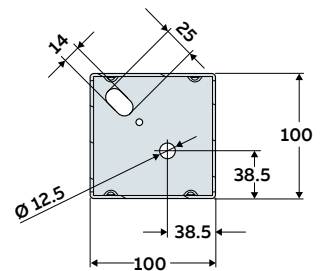
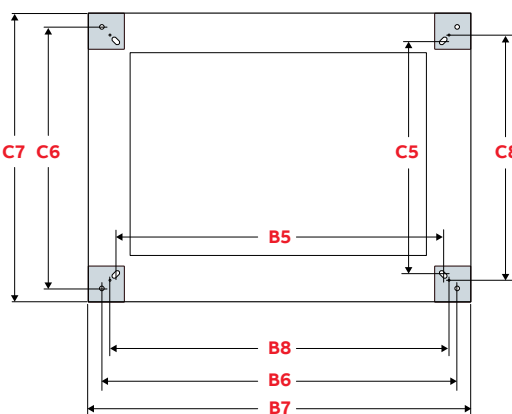
- for vertical circuit breaker and InLine sections the overall depth of the structure is equal to the measure C + 27mm (from the most frontal point to rear panel)
- for XLine Horizontal including cable compartments, Combine N sections or Empty Sections the overall depth of the structure is equal to the measure C + 47mm (from the most frontal point to rear panel)

In case of full door execution, + 70 mm must be added to the above mentioned measures.

Bottom



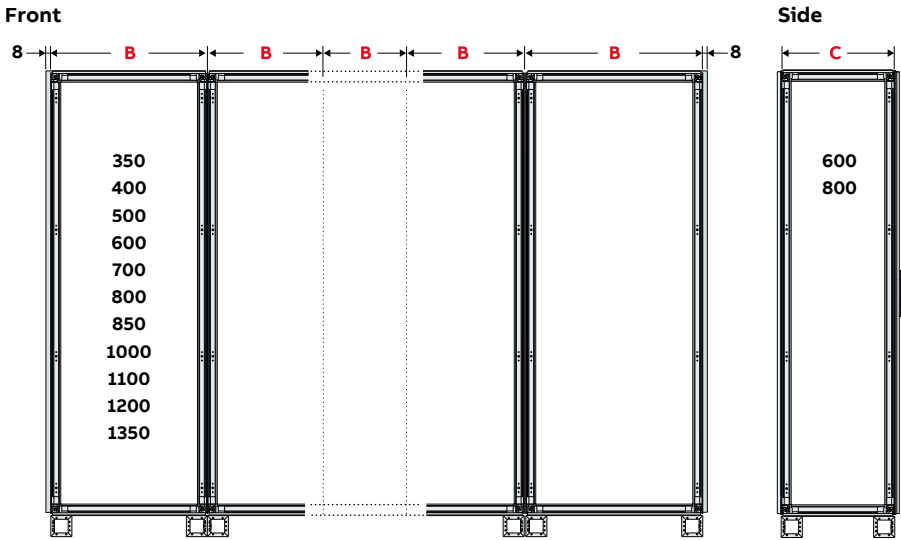
Fixing on floor



The measurements are given in millimeters

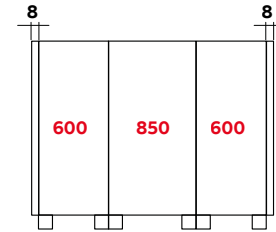
Overall dimensions

Overall dimensions for several adjacent structures



Total width calculation
Add 16mm for the 2 side panels (8+8=16mm)

Example
600 + 850 + 600 + 16 = 2.066



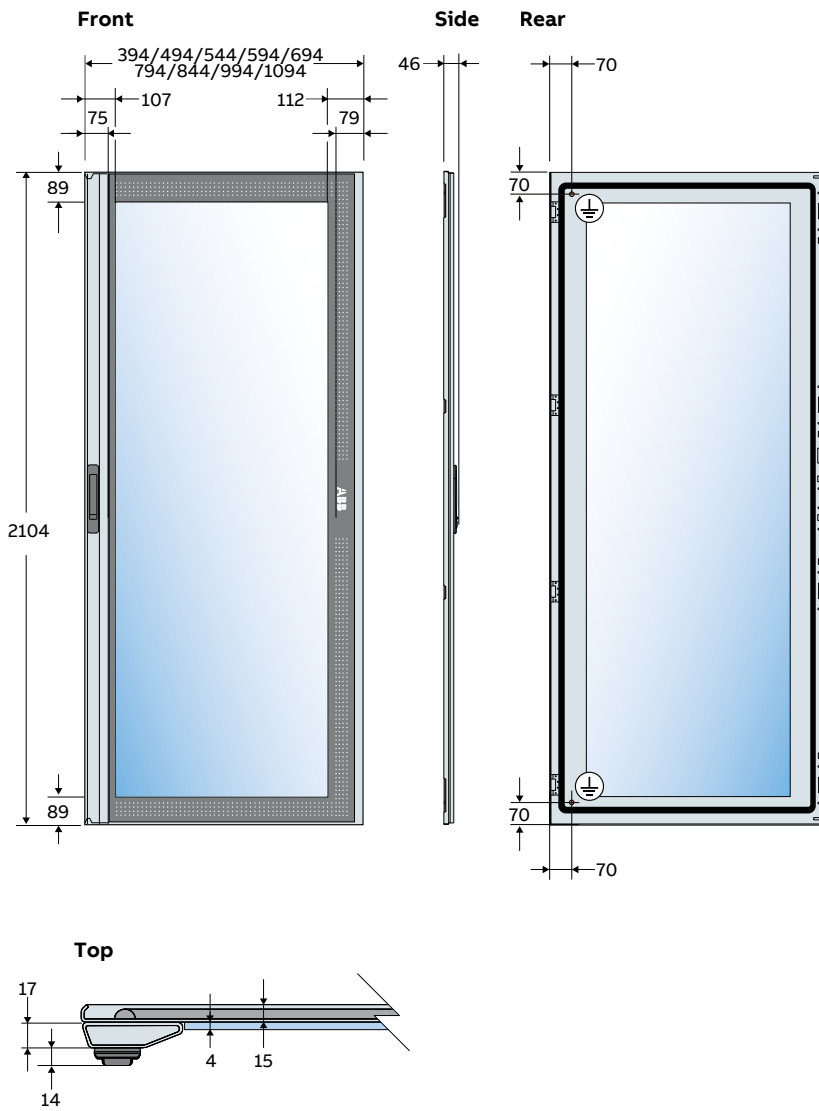
Total depth calculation C
XLine Horizontal, CombiLine, External cable compartment
Depth of the structure + 48mm
(front and rear covers including handle)

Vertical circuit breaker, InLine, XLine Vertical
Depth of the structure + 28mm
(front segment doors and rear covers)

Overall dimensions

External covers

Glass doors

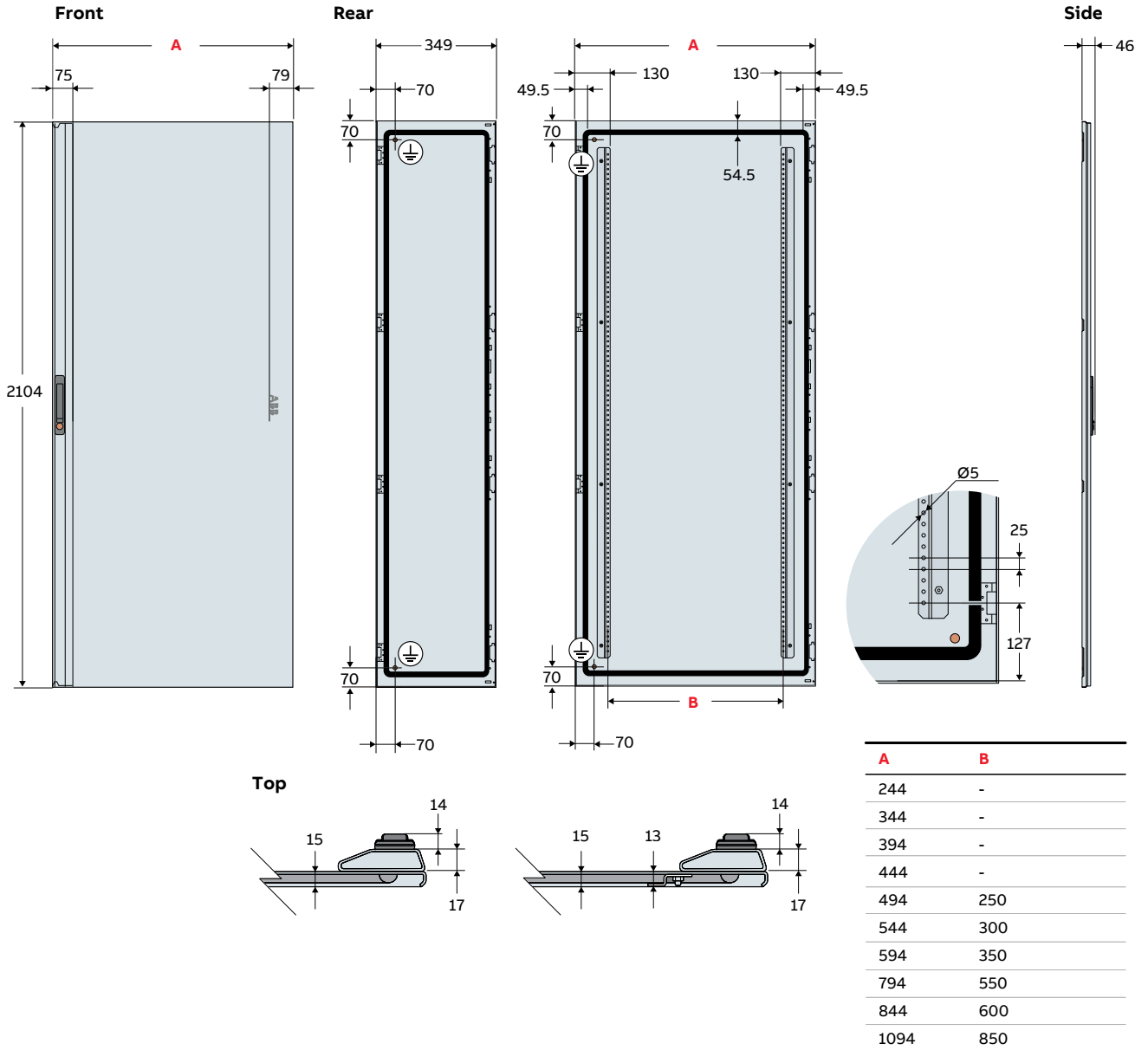


The measurements are given in millimeters

Overall dimensions

External covers

Blind doors

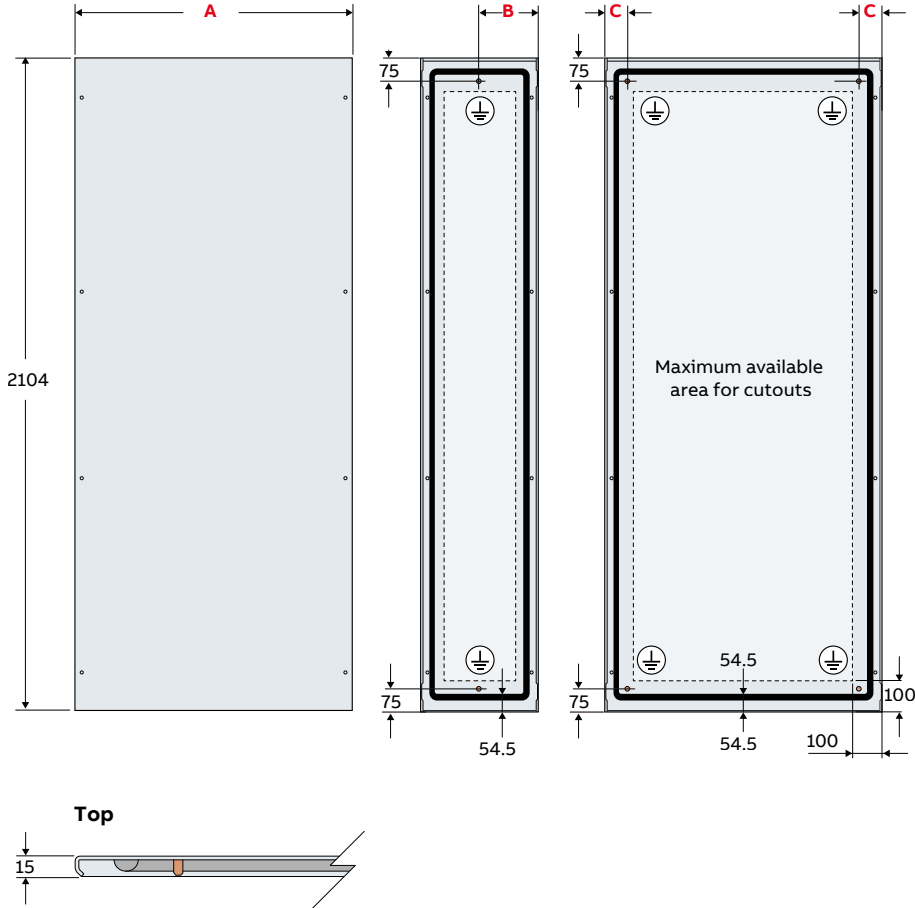


The measurements are given in millimeters

Overall dimensions

External covers

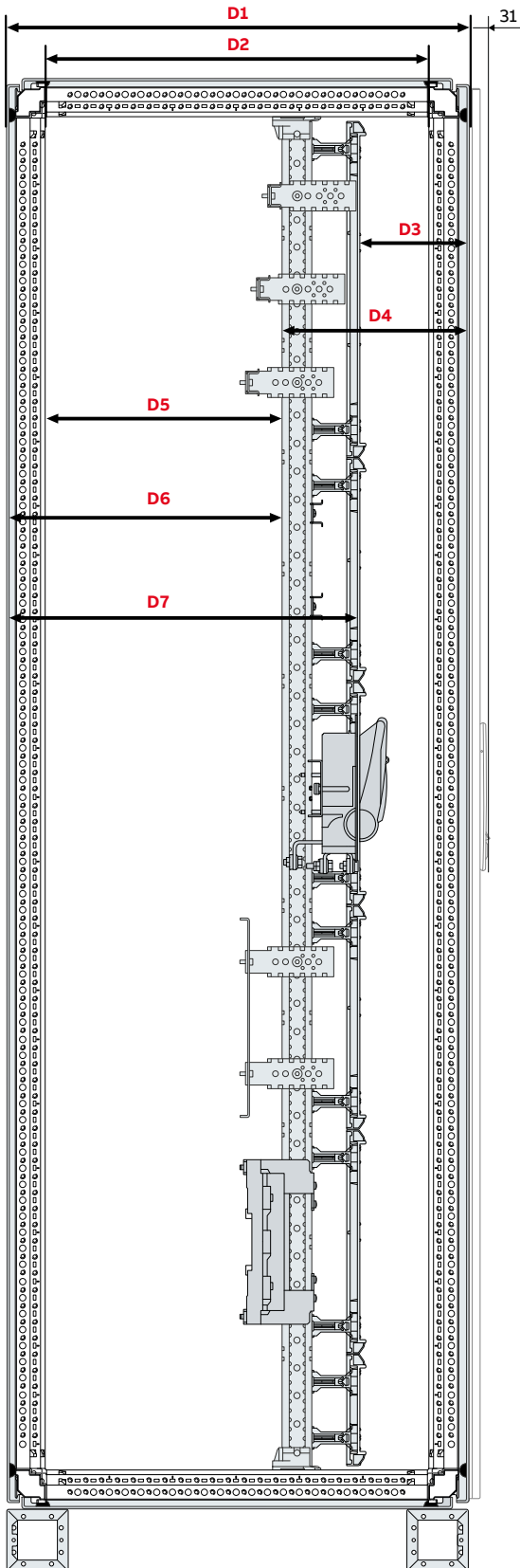
Rear, side panels



Rear panels			Side panels	
A	B	C	A	C
239	194.5		589	75
339	244.5		789	75
489		75		
439		75		
489		75		
539		75		
589		75		
689		75		
789		75		
859		75		
989		75		
1089		75		
1239		75		

Overall dimensions

Modules WR mounting frame



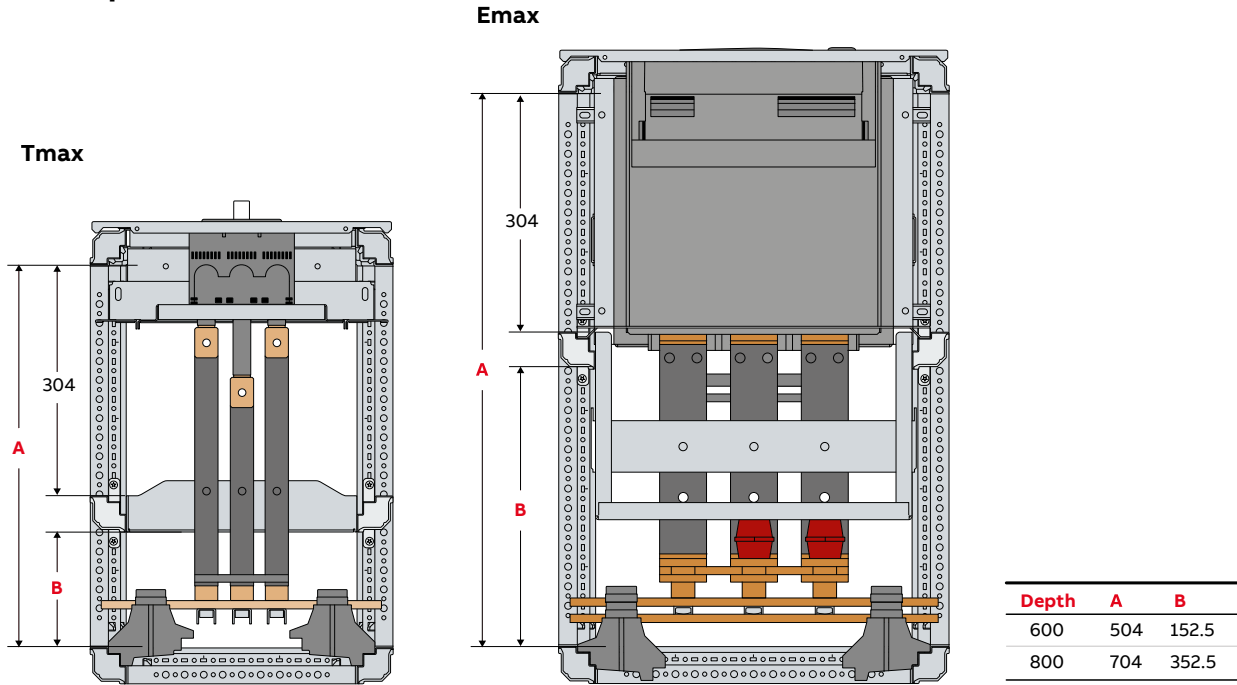
CombiLine

D1	D2	D3	D4	D5	D6	D7
616	504	133	238	320	375	477
816	704	133	238	520	575	677

The measurements are given in millimeters

Overall dimensions

Useful space



The measurements are given in millimeters

—
Chapter5
Listofcodes

Listofcodes

Type	Odercode	Page	Type	Odercode	Page	Type	Odercode	Page
PCCS02X4	1STQ003643B0000	2-12	PBLL6011	1STQ003784B0000	2-47	PBSH0002	1STQ005715B0000	2-60
PCCS02X4	1STQ003643B0000	2-12	PBLL8010	1STQ003664B0000	2-47	PBWP1050	1STQ007197A0000	2-80
PCCS02X4	1STQ003643B0000	2-12	PBLL8011	1STQ003785B0000	2-47	PBWP1070	1STQ007198A0000	2-80
PCCS04X4	1STQ003651B0000	2-12	PBMC0001	1STQ001934B0000	2-78	PBWP1250	1STQ007201A0000	2-80
PCCS06X4	1STQ003653B0000	2-12	PBNE1051	1STQ005309B0000	2-48	PBWP1270	1STQ007202A0000	2-80
PCCS08X4	1STQ003655B0000	2-12	PBNE1061	1STQ005307B0000	2-48	PBWP3054	1STQ006875B0000	2-71
PCCS08X4	1STQ003655B0000	2-12	PBNE1081	1STQ005308B0000	2-48	PBWP3054	1STQ006875B0000	2-87
PCCS08X4	1STQ003655B0000	2-13	PBNE1113	1STQ005634B0000	2-48	PBWP3074	1STQ006876B0000	2-71
PCCS10X4	1STQ003645B0000	2-12	PBNE1161	1STQ005632B0000	2-48	PBWP3074	1STQ006876B0000	2-87
PCCS10X4	1STQ003645B0000	2-13	PBNE1181	1STQ005633B0000	2-48	PBWP4050	1STQ007178A0000	2-38
PCCS2344	1STQ008287B0000	2-12	PBNE2010	1STQ003813B0000	2-14	PBWP4055	1STQ007846B0000	2-71
PCCS2344	1STQ008287B0000	2-12	PBNE2010	1STQ003813B0000	2-48	PBWP4055	1STQ007846B0000	2-87
PCCS2344	1STQ008287B0000	2-13	PBNE2040	1STQ003808B0000	2-14	PBWP4070	1STQ007179A0000	2-38
PCCS2824	1STQ008285B0000	2-12	PBNE2060	1STQ003810B0000	2-14	PBWP4075	1STQ007847B0000	2-71
PCCS2924	1STQ008284B0000	2-12	PBNE2060	1STQ003810B0000	2-48	PBWP4075	1STQ007847B0000	2-87
PCCS2924	1STQ008284B0000	2-12	PBNE2080	1STQ003811B0000	2-14	PBWP5050	1STQ007181A0000	2-38
PCCS2924	1STQ008284B0000	2-13	PBNE2080	1STQ003811B0000	2-48	PBWP5050	1STQ007181A0000	2-53
PCCS2934	1STQ008286B0000	2-12	PBNE2510	1STQ003823B0000	2-48	PBWP5050	1STQ007181A0000	2-80
PCMP0014	1STQ003699B0000	2-12	PBNE2560	1STQ003820B0000	2-48	PBWP5070	1STQ007182A0000	2-38
PCMP0014	1STQ003699B0000	2-13	PBNE2580	1STQ003821B0000	2-48	PBWP5070	1STQ007182A0000	2-53
PFCF6050	1STQ007672A0000	2-79	PBNE6016	1STQ007867B0000	2-64	PBWP5070	1STQ007182A0000	2-80
PFCF6050	1STQ007672A0000	2-80	PBNE6060	1STQ004658B0000	2-64	PBWP5090	1STQ001299B0000	2-38
PFCF6070	1STQ007673A0000	2-79	PBNE6067	1STQ008613B0000	2-96	PBWP5090	1STQ001299B0000	2-53
PFCF6070	1STQ007673A0000	2-80	PBNE6080	1STQ004659B0000	2-64	PBWP6055	1STQ007849B0000	2-71
PAKF0000	1STQ005983B0000	2-60	PBNE6287	1STQ008619B0000	2-96	PBWP6055	1STQ007849B0000	2-87
PBAP0001	1STQ008299B0000	2-66	PBNE8016	1STQ007868B0000	2-64	PBWP6075	1STQ007850B0000	2-71
PBAP0050	1STQ005744B0000	2-67	PBNE8060	1STQ004663B0000	2-64	PBWP6075	1STQ007850B0000	2-87
PBBB6812	1STQ007879B0000	2-89	PBNE8080	1STQ004664B0000	2-64	PBWP6550	1STQ007471B0000	2-70
PBBB6823	1STQ007881B0000	2-89	PBNL1010	1STQ003641B0000	2-46	PBWP6570	1STQ007472B0000	2-70
PBBB6840	1STQ007882B0000	2-89	PBNL1011	1STQ006244B0000	2-46	PBWP7074	1STQ006884B0000	2-38
PBBB6850	1STQ007883B0000	2-89	PBNL1060	1STQ003633B0000	2-46	PBWP7074	1STQ006884B0000	2-53
PBBB6862	1STQ007880B0000	2-89	PBNL1061	1STQ006236B0000	2-46	PBWP7550	1STQ007189A0000	2-80
PBCC0001	1STQ006164B0000	2-62	PBNL1080	1STQ003637B0000	2-46	PBWP7570	1STQ007190A0000	2-80
PBCC0002	1STQ006165B0000	2-62	PBNL1081	1STQ006240B0000	2-46	PBWP9074	1STQ006889B0000	2-38
PBCC0003	1STQ006166B0000	2-62	PBNL1081	1STQ006240B0000	2-46	PBWP9074	1STQ006889B0000	2-53
PBCC0004	1STQ006167B0000	2-62	PBNL5010	1STQ003638B0000	2-46	PCCM2010	1STQ009358A0000	2-78
PBCC0005	1STQ006168B0000	2-62	PBNL5011	1STQ006241B0000	2-46	PCCM2012	1STQ001318B0000	2-78
PBCC0006	1STQ006169B0000	2-62	PBNL5060	1STQ003630B0000	2-46	PCCM2025	1STQ009355A0000	2-78
PBCC0007	1STQ006170B0000	2-62	PBNL5061	1STQ006233B0000	2-46	PCCM2050	1STQ009356A0000	2-78
PBCC0008	1STQ006171B0000	2-62	PBNL5080	1STQ003634B0000	2-46	PCCM2075	1STQ009357A0000	2-78
PBCC0038	1STQ002180C0000	2-62	PBNL5081	1STQ006237B0000	2-46	PCCS0200	1STQ009605A0000	2-11
PBCC0039	1STQ002181C0000	2-62	PBNL6010	1STQ003639B0000	2-46	PCCS0200	1STQ009605A0000	2-95
PBCC0040	1STQ002182C0000	2-62	PBNL6011	1STQ006242B0000	2-46	PCCS02X4	1STQ003643B0000	2-12
PBCC0041	1STQ002183C0000	2-62	PBNL6060	1STQ003631B0000	2-46	PCCS04X4	1STQ003651B0000	2-12
PBCE3060	1STQ007864B0000	2-64	PBNL6061	1STQ006234B0000	2-46	PCCS06X4	1STQ003653B0000	2-12
PBCE3080	1STQ007865B0000	2-64	PBNL6080	1STQ003635B0000	2-46	PCCS08X4	1STQ003655B0000	2-13
PBCM0004	1STQ009354A0000	2-78	PBNL6081	1STQ006238B0000	2-46	PCCS10X4	1STQ003645B0000	2-13
PBFC6011	1STQ006156B0000	2-62	PBNL8010	1STQ003640B0000	2-46	PCCS16X4	1STQ003657B0000	2-13
PBFC8011	1STQ006157B0000	2-62	PBNL8011	1STQ006243B0000	2-46	PCCS2344	1STQ008287B0000	2-12
PBFQ6012	1STQ006158B0000	2-62	PBNL8060	1STQ003632B0000	2-46	PCCS2924	1STQ008284B0000	2-12
PBFQ8012	1STQ006159B0000	2-62	PBNL8061	1STQ006235B0000	2-46	PCCS2924	1STQ008284B0000	2-12
PBHS0200	1STQ009602A0000	2-11	PBNL8080	1STQ003636B0000	2-46	PCCS2924	1STQ008284B0000	2-13
PBHS0200	1STQ009602A0000	2-95	PBNL8081	1STQ006239B0000	2-46	PCCS2934	1STQ008286B0000	2-12
PBHS0201	1STQ005066B0000	2-95	PBNX2040	1STQ007591B0000	2-63	PCCS2934	1STQ008286B0000	2-12
PBLL1010	1STQ003665B0000	2-47	PBNX2050	1STQ007598B0000	2-63	PCEP1165	1STQ007869B0000	2-29
PBLL1011	1STQ003786B0000	2-47	PBNX2070	1STQ006208B0000	2-63	PCEP1167	1STQ007870B0000	2-29
PBLL5010	1STQ003662B0000	2-47	PBRP0003	1STQ007543B0000	2-63	PCEP2165*	1STQ007872B0000	2-29
PBLL5011	1STQ003783B0000	2-47	PBRP0003	1STQ003149B0000	2-14	PCEP2167*	1STQ007873B0000	2-29
PBLL6010	1STQ003663B0000	2-47	PBRP0003	1STQ003149B0000	2-48	PCEP4137	1STQ007875B0000	2-29
			PBRP0003	1STQ003149B0000	2-96			

Listofcodes

Type	Odercode	Page	Type	Odercode	Page	Type	Odercode	Page
PCEP4147	1STQ007876B0000	2-29	PCFM0500	1STQ007039A0000	2-43	PDJ60X10	1STQ005406B0000	2-47
PCEP5145	1STQ007858B0000	2-29	PCFM0500	1STQ007039A0000	2-58	PDJ80X10	1STQ005407B0000	2-47
PCEP5147	1STQ007860B0000	2-29	PCFM0500	1STQ007039A0000	2-76	PDLB2024	1STQ003208C0000	2-81
PCEP5165	1STQ007859B0000	2-29	PCFM0500	1STQ007039A0000	2-84	PDLB2031	1STQ003606B0000	2-72
PCEP5167	1STQ007861B0000	2-29	PCFM0500	1STQ007039A0000	2-91	PDLB2031	1STQ003606B0000	2-88
PCEP5450	1STQ007989B0000	2-29	PCFM0600	1STQ007040A0000	2-58	PDLB2041	1STQ003607B0000	2-35
PCEP5470	1STQ007991B0000	2-29	PCFM0600	1STQ007040A0000	2-84	PDLB2041	1STQ003607B0000	2-72
PCEP6350	1STQ007990B0000	2-29	PCFM0600	1STQ007040A0000	2-91	PDLB2041	1STQ003607B0000	2-88
PCEP6370	1STQ007992B0000	2-29	PCFM0650	1STQ007466B0000	2-58	PDLB2054	1STQ003209C0000	2-81
PCFB1010	1STQ003175B0000	2-10	PCFM0700	1STQ007046A0000	2-19	PDLB2061	1STQ006037B0000	2-72
PCFB1040	1STQ003169B0000	2-10	PCFM0700	1STQ007046A0000	2-43	PDLB2061	1STQ006037B0000	2-88
PCFB1040	1STQ003169B0000	2-61	PCFM0700	1STQ007046A0000	2-58	PDLB2065	1STQ007481B0000	2-72
PCFB1050	1STQ003170B0000	2-10	PCFM0700	1STQ007046A0000	2-76	PDLB2072	1STQ006039B0000	2-35
PCFB1050	1STQ003170B0000	2-61	PCFM0700	1STQ007046A0000	2-84	PDLB2072	1STQ006039B0000	2-55
PCFB1060	1STQ003171B0000	2-10	PCFM0700	1STQ007046A0000	2-91	PDLB2074	1STQ003210C0000	2-81
PCFB1061	1STQ008620B0000	2-94	PCFM0750	1STQ007041A0000	2-76	PDLB2091	1STQ006041B0000	2-35
PCFB1070	1STQ006188B0000	2-61	PCFM0800	1STQ007042A0000	2-91	PDLB2091	1STQ006041B0000	2-55
PCFB1080	1STQ003172B0000	2-10	PCFM0900	1STQ007047A0000	2-19	PDLB2153	1STQ006036B0000	2-35
PCFB1081	1STQ008624B0000	2-94	PCFM0900	1STQ007047A0000	2-43	PDLB2153	1STQ006036B0000	2-55
PCFB1610	1STQ003194B0000	2-10	PCFM0900	1STQ007047A0000	2-84	PDLB2154	1STQ003215C0000	2-81
PCFB1640	1STQ003190B0000	2-10	PCFM1000	1STQ007043A0000	2-76	PDLB2174	1STQ003213C0000	2-81
PCFB1640	1STQ003190B0000	2-61	PCFM1250	1STQ007044A0000	2-76	PDLB2274	1STQ003217C0000	2-81
PCFB1650	1STQ003191B0000	2-10	PCMP0013	1STQ003698B0000	2-47	PDLG2043	1STQ006035B0000	2-35
PCFB1650	1STQ003191B0000	2-61	PCMP0013	1STQ003698B0000	2-63	PDLG2043	1STQ006035B0000	2-72
PCFB1660	1STQ003192B0000	2-10	PCMP0014	1STQ003699B0000	2-63	PDLG2054	1STQ003211C0000	2-81
PCFB1661	1STQ008621B0000	2-94	PCNX0050	1STQ009301B0000	2-45	PDLG2060	1STQ007338A0000	2-72
PCFB1670	1STQ006190B0000	2-61	PCNX0100	1STQ009302B0000	2-45	PDLG2065	1STQ007480B0000	2-72
PCFB1680	1STQ003520B0000	2-10	PCPA0004	1STQ008109A0000	2-19	PDLG2072	1STQ006040B0000	2-35
PCFB1681	1STQ008625B0000	2-94	PCPA0004	1STQ008109A0000	2-59	PDLG2072	1STQ006040B0000	2-55
PCFB2040	1STQ003199B0000	2-61	PCPF2030	1STQ005747B0000	2-65	PDLG2074	1STQ003212C0000	2-81
PCFB2050	1STQ003200B0000	2-61	PCPF2040	1STQ005748B0000	2-65	PDLG2091	1STQ006042B0000	2-35
PCFB2070	1STQ006191B0000	2-61	PCPF4030	1STQ005749B0000	2-65	PDLG2091	1STQ006042B0000	2-55
PCFB2581	1STQ008626B0000	2-94	PCPF4040	1STQ005750B0000	2-65	PDLG2153	1STQ006046B0000	2-35
PCFB3210	1STQ003224B0000	2-10	PCPF5430	1STQ005751B0000	2-65	PDLG2153	1STQ006046B0000	2-55
PCFB3240	1STQ003219B0000	2-10	PCPF5440	1STQ005752B0000	2-65	PDLG2154	1STQ003216C0000	2-81
PCFB3240	1STQ003219B0000	2-61	PCPF5630	1STQ005753B0000	2-65	PDLG2174	1STQ003214C0000	2-81
PCFB3250	1STQ003220B0000	2-10	PCPF5640	1STQ005754B0000	2-65	PDLG2274	1STQ003218C0000	2-81
PCFB3250	1STQ003220B0000	2-61	PCPM2030	1STQ007646B0000	2-65	PEAE1290	1STQ008009B0000	2-20
PCFB3260	1STQ003221B0000	2-10	PCPM2040	1STQ007647B0000	2-65	PEAE1805	1STQ007366B0000	2-20
PCFB3261	1STQ008623B0000	2-94	PCPM4030	1STQ007648B0000	2-65	PEAE2165	1STQ007367B0000	2-20
PCFB3270	1STQ006193B0000	2-61	PCPM4040	1STQ007649B0000	2-65	PEAE4327	1STQ007368B0000	2-20
PCFB3280	1STQ003222B0000	2-10	PCPM5430	1STQ007650B0000	2-65	PEAE4407	1STQ007369B0000	2-20
PCFB3281	1STQ009359B0000	2-94	PCPM5440	1STQ007651B0000	2-65	PEBB6062	1STQ003270C0000	2-48
PCFB4010	1STQ003234B0000	2-10	PCPM5630	1STQ007652B0000	2-65	PEBB6082	1STQ003271C0000	2-48
PCFB4040	1STQ003229B0000	2-10	PCPM5640	1STQ007653B0000	2-65	PEFD0350	1STQ005694B0000	2-80
PCFB4040	1STQ003229B0000	2-61	PCXR0050	1STQ007969B0000	2-68	PEFD0400	1STQ005695B0000	2-67
PCFB4050	1STQ003230B0000	2-10	PDFC0500	1STQ001931B0000	2-78	PEFD0500	1STQ005696B0000	2-35
PCFB4050	1STQ003230B0000	2-61	PDFC0700	1STQ001932B0000	2-78	PEFD0501	1STQ005698B0000	2-67
PCFB4060	1STQ003231B0000	2-10	PDFC0900	1STQ001933B0000	2-78	PEFD0601	1STQ006215B0000	2-35
PCFB4070	1STQ006194B0000	2-61	PDIN1450	1STQ008145B0000	2-34	PEFD0601	1STQ006215B0000	2-80
PCFB4080	1STQ003232B0000	2-10	PDIN2450	1STQ008146B0000	2-34	PEFD0650	1STQ007482B0000	2-67
PCFB4081	1STQ008647B0000	2-94	PDIN5001	1STQ007908B0000	2-34	PEFD0800	1STQ005699B0000	2-35
PCFM0250	1STQ007036A0000	2-76	PDIN5450	1STQ008142B0000	2-34	PEFD1000	1STQ005701B0000	2-35
PCFM0300	1STQ007037A0000	2-58	PDIN7001	1STQ007909B0000	2-34	PEFD1100	1STQ005702B0000	2-35
PCFM0300	1STQ007037A0000	2-84	PDIN7450	1STQ008143B0000	2-34	PEFD1100	1STQ005702B0000	2-80
PCFM0400	1STQ007038A0000	2-19	PDIN9001	1STQ007910B0000	2-34	PEFD1351	1STQ006216B0000	2-80
PCFM0400	1STQ007038A0000	2-58	PDIN9450	1STQ008144B0000	2-34	PEFD5001	1STQ007917B0000	2-34
PCFM0400	1STQ007038A0000	2-84	PDJ10X10	1STQ005408B0000	2-47	PEFD7001	1STQ007918B0000	2-34
PCFM0500	1STQ007039A0000	2-19	PDJ50X10	1STQ005405B0000	2-47	PEFD8560	1STQ005700B0000	2-80

Listofcodes

Type	Odercode	Page	Type	Odercode	Page	Type	Odercode	Page
PEFD9001	1STQ007919B0000	2-34	PFXR4040	1STQ007968B0000	2-68	PJAE216483	1STQ007452B0000	2-23
PEXT5270	1STQ008015B0000	2-20	PFXT2030	1STQ005716B0000	2-65	PJAE225263	1STQ007421B0000	2-23
PEXT5270	1STQ008010B0000	2-20	PFXT2040	1STQ005717B0000	2-65	PJAE225283	1STQ007429B0000	2-23
PEXT5290	1STQ008011B0000	2-20	PFXT4030	1STQ005718B0000	2-65	PJAE225302	1STQ007397B0000	2-23
PEXT5404	1STQ007364B0000	2-20	PFXT4040	1STQ005719B0000	2-65	PJAE225363	1STQ007405B0000	2-23
PFCB1075	1STQ007531B0000	2-61	PFXT5630	1STQ005722B0000	2-65	PJAE225383	1STQ007413B0000	2-23
PFCB1675	1STQ007533B0000	2-61	PFXT5640	1STQ005723B0000	2-65	PJAE225402	1STQ007437B0000	2-23
PFCB2075	1STQ007534B0000	2-61	PHLS0010	1STQ008126A0000	2-36	PJAE225463	1STQ007445B0000	2-23
PFCB3275	1STQ007536B0000	2-61	PHLS0010	1STQ008126A0000	2-55	PJAE225483	1STQ007453B0000	2-23
PFCB4075	1STQ007537B0000	2-61	PHLS0010	1STQ008126A0000	2-73	PJAE432283	1STQ007430B0000	2-23
PFCF1050	1STQ007684A0000	2-79	PHLS0010	1STQ008126A0000	2-81	PJAE432302	1STQ007398B0000	2-23
PFCF1070	1STQ007685A0000	2-79	PHLS0010	1STQ008126A0000	2-89	PJAE432383	1STQ007414B0000	2-23
PFCF2550	1STQ007656A0000	2-79	PHLS0011	1STQ002282B0000	2-36	PJAE432402	1STQ007438B0000	2-23
PFCF2570	1STQ007657A0000	2-79	PHLS0011	1STQ002282B0000	2-55	PJAE432483	1STQ007454B0000	2-23
PFCF3050	1STQ007660A0000	2-70	PHLS0011	1STQ002282B0000	2-73	PJAE440283	1STQ007431B0000	2-23
PFCF3050	1STQ007660A0000	2-86	PHLS0011	1STQ002282B0000	2-81	PJAE440302	1STQ007399B0000	2-23
PFCF3070	1STQ007661A0000	2-70	PHLS0011	1STQ002282B0000	2-89	PJAE440383	1STQ007415B0000	2-23
PFCF3070	1STQ007661A0000	2-86	PHLS0012	1STQ002283B0000	2-36	PJAE440402	1STQ007439B0000	2-23
PFCF4050	1STQ007665A0000	2-37	PHLS0012	1STQ002283B0000	2-55	PJAE440483	1STQ007455B0000	2-23
PFCF4050	1STQ007665A0000	2-52	PHLS0012	1STQ002283B0000	2-73	PJCC1046	1STQ009345B0000	2-14
PFCF4050	1STQ007665A0000	2-70	PHLS0012	1STQ002283B0000	2-81	PJCC1048	1STQ003039C0000	2-94
PFCF4050	1STQ007665A0000	2-86	PHLS0012	1STQ002283B0000	2-89	PJCC1647	1STQ002827C0000	2-14
PFCF4070	1STQ007666A0000	2-37	PHLS0013	1STQ002334B0000	2-36	PJCC1648	1STQ003040C0000	2-94
PFCF4070	1STQ007666A0000	2-52	PHLS0013	1STQ002334B0000	2-55	PJCC3246	1STQ009347B0000	2-14
PFCF4070	1STQ007666A0000	2-70	PHLS0013	1STQ002334B0000	2-73	PJCC3248	1STQ003041C0000	2-94
PFCF4070	1STQ007666A0000	2-86	PHLS0013	1STQ002334B0000	2-81	PJCC4042	1STQ009335B0000	2-14
PFCF5050	1STQ007668A0000	2-37	PHLS0013	1STQ002334B0000	2-89	PJE2163061	1STQ007380B0000	2-23
PFCF5050	1STQ007668A0000	2-52	PIAP2030	1STQ005738B0000	2-66	PJE2163081	1STQ007388B0000	2-23
PFCF5050	1STQ007668A0000	2-79	PIAP2031	1STQ007798B0000	2-66	PJE2253061	1STQ007381B0000	2-23
PFCF5070	1STQ007669A0000	2-37	PIAP2040	1STQ005739B0000	2-66	PJE2253081	1STQ007389B0000	2-23
PFCF5070	1STQ007669A0000	2-52	PIAP2041	1STQ007799B0000	2-66	PJE4323081	1STQ007390B0000	2-23
PFCF5070	1STQ007669A0000	2-79	PIAP4030	1STQ005740B0000	2-66	PJE4403081	1STQ007391B0000	2-23
PFCF6050	1STQ007672A0000	2-70	PIAP4031	1STQ007800B0000	2-66	PJSC4042	1STQ009321B0000	2-94
PFCF6050	1STQ007672A0000	2-86	PIAP4040	1STQ005741B0000	2-66	PJXE123002	1STQ007395B0000	2-22
PFCF6070	1STQ007673A0000	2-70	PIAP4041	1STQ007801B0000	2-66	PJXE123061	1STQ007379B0000	2-22
PFCF6070	1STQ007673A0000	2-86	PIAP5030	1STQ005742B0000	2-66	PJXE123063	1STQ007403B0000	2-22
PFCF7050	1STQ008511B0000	2-52	PIAP5031	1STQ007802B0000	2-66	PJXE123081	1STQ007387B0000	2-22
PFCF7050	1STQ008511B0000	2-86	PIAP5040	1STQ005743B0000	2-66	PJXE123083	1STQ007411B0000	2-22
PFCF7070	1STQ008512B0000	2-37	PIAP5041	1STQ007803B0000	2-66	PJXE123261	1STQ008137B0000	2-26
PFCF7070	1STQ008512B0000	2-52	PIMP2030	1STQ005769B0000	2-66	PJXE123262	1STQ008139B0000	2-26
PFCF7070	1STQ008512B0000	2-86	PIMP2031	1STQ007804B0000	2-66	PJXE123263	1STQ008140B0000	2-26
PFCF7550	1STQ007676A0000	2-79	PIMP2040	1STQ005770B0000	2-66	PJXE123281	1STQ008138B0000	2-26
PFCF7570	1STQ007677A0000	2-79	PIMP2041	1STQ007805B0000	2-66	PJXE123283	1STQ008141B0000	2-26
PFCF9050	1STQ001292B0000	2-37	PIMP4030	1STQ005771B0000	2-66	PJXE124002	1STQ007435B0000	2-22
PFCF9050	1STQ001292B0000	2-52	PIMP4031	1STQ007806B0000	2-66	PJXE124263	1STQ007419B0000	2-22
PFCF9050	1STQ008514B0000	2-86	PIMP4040	1STQ005772B0000	2-66	PJXE124283	1STQ007427B0000	2-22
PFCF9070	1STQ008513B0000	2-37	PIMP4041	1STQ007807B0000	2-66	PJXE124361	1STQ008127B0000	2-26
PFCF9070	1STQ008513B0000	2-52	PIMP5030	1STQ005773B0000	2-66	PJXE124362	1STQ008131B0000	2-26
PFCF9070	1STQ008515B0000	2-86	PIMP5031	1STQ007808B0000	2-66	PJXE124363	1STQ008129B0000	2-26
PFCR1075	1STQ007583B0000	2-61	PIMP5040	1STQ005774B0000	2-66	PJXE124381	1STQ008128B0000	2-26
PFCR1675	1STQ007585B0000	2-61	PIMP5041	1STQ007809B0000	2-66	PJXE124383	1STQ008130B0000	2-26
PFCR3275	1STQ007588B0000	2-61	PIXT5080	1STQ007997B0000	2-20	PJXE124463	1STQ007443B0000	2-22
PFXX2066	1STQ005711B0000	2-67	PJAE216263	1STQ007420B0000	2-23	PJXE124483	1STQ007451B0000	2-22
PFXR0030	1STQ007810B0000	2-68	PJAE216283	1STQ007428B0000	2-23	PJXE183002	1STQ007394B0000	2-22
PFXR1000	1STQ007968B0000	2-68	PJAE216302	1STQ007396B0000	2-23	PJXE183061	1STQ007378B0000	2-22
PFXR1030	1STQ007811B0000	2-68	PJAE216363	1STQ007404B0000	2-23	PJXE183063	1STQ007402B0000	2-22
PFXR1040	1STQ007815B0000	2-68	PJAE216383	1STQ007412B0000	2-23	PJXE183081	1STQ007386B0000	2-22
PFXR2000	1STQ003269C0000	2-68	PJAE216402	1STQ007436B0000	2-23	PJXE183083	1STQ007410B0000	2-22
PFXR2030	1STQ007812B0000	2-68	PJAE216463	1STQ007444B0000	2-23	PJXE183261	1STQ008132B0000	2-26

Listofcodes

Type	Odercode	Page	Type	Odercode	Page	Type	Odercode	Page
PJXE183262	1STQ008134B0000	2-26	PJXT547471	1STQ008030B0000	2-21	PJXT567473	1STQ008036B0000	2-21
PJXE183263	1STQ008135B0000	2-26	PJXT547473	1STQ008032B0000	2-21	PJXT573381	1STQ008056B0000	2-25
PJXE183281	1STQ008133B0000	2-26	PJXT552361	1STQ008050B0000	2-25	PJXT573383	1STQ008058B0000	2-25
PJXE183283	1STQ008136B0000	2-26	PJXT552363	1STQ008052B0000	2-25	PJXT582361	1STQ008046B0000	2-25
PJXE184002	1STQ007434B0000	2-22	PJXT552381	1STQ008051B0000	2-25	PJXT582363	1STQ008048B0000	2-25
PJXE184261	1STQ008122B0000	2-26	PJXT552383	1STQ008053B0000	2-25	PJXT584361	1STQ008159B0000	2-22
PJXE184262	1STQ008124B0000	2-26	PJXT553361	1STQ008055B0000	2-25	PJXT584363	1STQ008163B0000	2-22
PJXE184263	1STQ007418B0000	2-22	PJXT553363	1STQ008057B0000	2-25	PJXT584461	1STQ008161B0000	2-22
PJXE184281	1STQ008123B0000	2-26	PJXT553381	1STQ008060B0000	2-25	PJXT584463	1STQ008165B0000	2-22
PJXE184283	1STQ007426B0000	2-22	PJXT553383	1STQ008062B0000	2-25	PJXT586361	1STQ008160B0000	2-22
PJXE184463	1STQ007442B0000	2-22	PJXT555333	1STQ008061B0000	2-25	PJXT586363	1STQ008164B0000	2-22
PJXE184483	1STQ007450B0000	2-22	PJXT562261	1STQ008087B0000	2-24	PJXT586461	1STQ008162B0000	2-22
PJXE184983	1STQ008126B0000	2-26	PJXT562262	1STQ008091B0000	2-24	PJXT586463	1STQ008166B0000	2-22
PJXE189263	1STQ008125B0000	2-26	PJXT562263	1STQ008089B0000	2-24	PJXT592381	1STQ008047B0000	2-25
PJXT542261	1STQ008082B0000	2-24	PJXT562281	1STQ008088B0000	2-24	PJXT592383	1STQ008049B0000	2-25
PJXT542262	1STQ008084B0000	2-24	PJXT562283	1STQ008090B0000	2-24	PJXT593361	1STQ008059B0000	2-25
PJXT542263	1STQ008085B0000	2-24	PJXT562361	1STQ008107B0000	2-24	PJXT594361	1STQ008151B0000	2-22
PJXT542281	1STQ008083B0000	2-24	PJXT562362	1STQ008111B0000	2-24	PJXT594363	1STQ008155B0000	2-22
PJXT542283	1STQ008086B0000	2-24	PJXT562363	1STQ008109B0000	2-24	PJXT594382	1STQ008149B0000	2-22
PJXT542361	1STQ008102B0000	2-24	PJXT562381	1STQ008108B0000	2-24	PJXT594461	1STQ008153B0000	2-22
PJXT542362	1STQ008106B0000	2-24	PJXT562382	1STQ008054B0000	2-25	PJXT594463	1STQ008157B0000	2-22
PJXT542363	1STQ008104B0000	2-24	PJXT562383	1STQ008110B0000	2-24	PJXT594482	1STQ007995B0000	2-22
PJXT542381	1STQ008103B0000	2-24	PJXT562461	1STQ008068B0000	2-25	PJXT596361	1STQ008152B0000	2-22
PJXT542383	1STQ008105B0000	2-24	PJXT562463	1STQ008070B0000	2-25	PJXT596363	1STQ008156B0000	2-22
PJXT542461	1STQ008064B0000	2-25	PJXT562481	1STQ008069B0000	2-25	PJXT596382	1STQ008150B0000	2-22
PJXT542462	1STQ008072B0000	2-25	PJXT562483	1STQ008071B0000	2-25	PJXT596461	1STQ008154B0000	2-22
PJXT542463	1STQ008066B0000	2-25	PJXT563061	1STQ007377B0000	2-21	PJXT596463	1STQ008158B0000	2-22
PJXT542481	1STQ008065B0000	2-25	PJXT563063	1STQ007401B0000	2-21	PJXT596482	1STQ007996B0000	2-22
PJXT542483	1STQ008067B0000	2-25	PJXT563081	1STQ007385B0000	2-21	PKAT6060	1STQ009860B0000	2-96
PJXT543002	1STQ007392B0000	2-21	PJXT563083	1STQ007409B0000	2-21	PKAT8080	1STQ009861B0000	2-96
PJXT543061	1STQ007376B0000	2-21	PJXT563261	1STQ008097B0000	2-24	PKDT0300	1STQ001919B0000	2-73
PJXT543063	1STQ007400B0000	2-21	PJXT563262	1STQ008101B0000	2-24	PKDT0400	1STQ001920B0000	2-38
PJXT543081	1STQ007384B0000	2-21	PJXT563263	1STQ007417B0000	2-21	PKDT0400	1STQ001920B0000	2-73
PJXT543083	1STQ007408B0000	2-21	PJXT563281	1STQ008098B0000	2-24	PKDT0500	1STQ001921B0000	2-38
PJXT543261	1STQ008092B0000	2-24	PJXT563283	1STQ007425B0000	2-21	PKDT0501	1STQ001938B0000	2-38
PJXT543262	1STQ008094B0000	2-24	PJXT563361	1STQ008117B0000	2-24	PKDT0501	1STQ001938B0000	2-73
PJXT543263	1STQ008095B0000	2-24	PJXT563362	1STQ008063B0000	2-25	PKDT0600	1STQ001922B0000	2-73
PJXT543281	1STQ008093B0000	2-24	PJXT563363	1STQ008119B0000	2-24	PKDT0650	1STQ007797B0000	2-73
PJXT543283	1STQ008096B0000	2-24	PJXT563381	1STQ008118B0000	2-24	PKDT0700	1STQ001923B0000	2-38
PJXT543361	1STQ008112B0000	2-24	PJXT563383	1STQ008120B0000	2-24	PKDT0700	1STQ001923B0000	2-73
PJXT543362	1STQ008114B0000	2-24	PJXT563461	1STQ008077B0000	2-25	PKDT0900	1STQ001926B0000	2-38
PJXT543363	1STQ008115B0000	2-24	PJXT563462	1STQ008081B0000	2-25	PKNL1213	1STQ005987B0000	2-44
PJXT543381	1STQ008113B0000	2-24	PJXT563463	1STQ007441B0000	2-21	PKNL1214	1STQ006226B0000	2-44
PJXT543383	1STQ008116B0000	2-24	PJXT563481	1STQ008078B0000	2-25	PKNL1263	1STQ005988B0000	2-44
PJXT543461	1STQ008073B0000	2-25	PJXT563483	1STQ007449B0000	2-21	PKNL1264	1STQ006224B0000	2-44
PJXT543463	1STQ008075B0000	2-25	PJXT563592	1STQ007980B0000	2-21	PKNL1283	1STQ005989B0000	2-44
PJXT543481	1STQ008074B0000	2-25	PJXT563863	1STQ008079B0000	2-25	PKNL1284	1STQ006225B0000	2-44
PJXT543483	1STQ008076B0000	2-25	PJXT563883	1STQ008080B0000	2-25	PKNL2212	1STQ006229B0000	2-54
PJXT544002	1STQ007432B0000	2-21	PJXT563962	1STQ008121B0000	2-24	PKNL2262	1STQ006227B0000	2-54
PJXT544263	1STQ007416B0000	2-21	PJXT563963	1STQ008099B0000	2-24	PKNL2282	1STQ006228B0000	2-54
PJXT544283	1STQ007424B0000	2-21	PJXT563983	1STQ008100B0000	2-24	PKNX1212	1STQ009300B0000	2-44
PJXT544463	1STQ007440B0000	2-21	PJXT564592	1STQ008037B0000	2-21	PKNX1262	1STQ009298B0000	2-44
PJXT544483	1STQ007448B0000	2-21	PJXT565351	1STQ007976B0000	2-21	PKNX1282	1STQ009299B0000	2-44
PJXT545351	1STQ007972B0000	2-21	PJXT565353	1STQ007978B0000	2-21	PKST0300	1STQ001907B0000	2-73
PJXT545353	1STQ007974B0000	2-21	PJXT565451	1STQ008033B0000	2-21	PKST0400	1STQ001908B0000	2-38
PJXT545451	1STQ008029B0000	2-21	PJXT565453	1STQ008035B0000	2-21	PKST0400	1STQ001908B0000	2-73
PJXT545453	1STQ008031B0000	2-21	PJXT567371	1STQ007977B0000	2-21	PKST0500	1STQ001909B0000	2-38
PJXT547371	1STQ007973B0000	2-21	PJXT567373	1STQ007979B0000	2-21	PKST0501	1STQ001936B0000	2-38
PJXT547373	1STQ007975B0000	2-21	PJXT567471	1STQ008034B0000	2-21	PKST0501	1STQ001936B0000	2-73

Listofcodes

Type	Odercode	Page	Type	Odercode	Page	Type	Odercode	Page
PKST0600	1STQ001910B0000	2-73	PNTG6025	1STQ007342B0000	2-77	PPAE4327	1STQ007368B0000	2-20
PKST0650	1STQ007796B0000	2-73	PNTG6050	1STQ007343B0000	2-77	PPAE4407	1STQ007369B0000	2-20
PKST0700	1STQ001911B0000	2-38	PNTG6075	1STQ007344B0000	2-77	PPAM0100	1STQ007048A0000	2-19
PKST0700	1STQ001911B0000	2-73	PNXE123002	1STQ007771B0000	2-27	PPAM0100	1STQ007048A0000	2-43
PKST0701	1STQ007920B0000	2-38	PNXE123003	1STQ007777B0000	2-27	PPAM0100	1STQ007048A0000	2-59
PKTS0900	1STQ007921B0000	2-38	PNXE183002	1STQ007770B0000	2-27	PPAM0100	1STQ007048A0000	2-77
PKXT5430	1STQ005720B0000	2-65	PNXE183003	1STQ007776B0000	2-27	PPAM0100	1STQ007048A0000	2-85
PMAE216302	1STQ007786B0000	2-27	PNXT509612	1STQ007981B0000	2-27	PPAM0101	1STQ008646B0000	2-92
PMAE216303	1STQ007792B0000	2-27	PNXT509632	1STQ007983B0000	2-27	PPEB2013	1STQ003547B0000	2-80
PMAE225302	1STQ007787B0000	2-27	PNXT509812	1STQ007982B0000	2-27	PPEB2014	1STQ004142B0000	2-80
PMAE225303	1STQ007793B0000	2-27	PNXT509832	1STQ007984B0000	2-27	PPEB2016	1STQ007596A0000	2-80
PMAE432302	1STQ007794B0000	2-27	PNXT519612	1STQ008228B0000	2-28	PPEB2025	1STQ009380A0000	2-80
PMAE440302	1STQ007795B0000	2-27	PNXT519632	1STQ008230B0000	2-28	PPEB2036	1STQ007589A0000	2-72
PMXE123002	1STQ007785B0000	2-27	PNXT519812	1STQ008229B0000	2-28	PPEB2036	1STQ007589A0000	2-88
PMXE123003	1STQ007791B0000	2-27	PNXT519832	1STQ008231B0000	2-28	PPEB2046	1STQ007590A0000	2-39
PMXE183002	1STQ007784B0000	2-27	PNXT543002	1STQ007768B0000	2-27	PPEB2046	1STQ007590A0000	2-72
PMXE183003	1STQ007790B0000	2-27	PNXT543003	1STQ007774B0000	2-27	PPEB2046	1STQ007590A0000	2-88
PMXE183262	1STQ008222B0000	2-28	PNXT543262	1STQ008188B0000	2-28	PPEB2056	1STQ008106A0000	2-39
PMXE183282	1STQ008223B0000	2-28	PNXT543282	1STQ008189B0000	2-28	PPEB2056	1STQ008106A0000	2-53
PMXT2030	1STQ007638B0000	2-65	PNXT543362	1STQ008190B0000	2-28	PPEB2056	1STQ008106A0000	2-54
PMXT2040	1STQ007639B0000	2-65	PNXT543369	1STQ008196B0000	2-28	PPEB2056	1STQ008106A0000	2-80
PMXT4030	1STQ007640B0000	2-65	PNXT543382	1STQ008191B0000	2-28	PPEB2056	1STQ008106A0000	2-88
PMXT4040	1STQ007641B0000	2-65	PNXT543389	1STQ008197B0000	2-28	PPEB2060	1STQ007622A0000	2-93
PMXT5430	1STQ007642B0000	2-65	PNXT543462	1STQ008198B0000	2-28	PPEB2065	1STQ007479B0000	2-72
PMXT543002	1STQ007782B0000	2-27	PNXT543482	1STQ008199B0000	2-28	PPEB2066	1STQ007592A0000	2-72
PMXT543003	1STQ007788B0000	2-27	PNXT563002	1STQ007769B0000	2-27	PPEB2066	1STQ007592A0000	2-88
PMXT543262	1STQ008206B0000	2-28	PNXT563003	1STQ007775B0000	2-27	PPEB2075	1STQ009400A0000	2-80
PMXT543282	1STQ008207B0000	2-28	PNXT563262	1STQ008192B0000	2-28	PPEB2076	1STQ008107A0000	2-39
PMXT543362	1STQ008208B0000	2-28	PNXT563282	1STQ008193B0000	2-28	PPEB2076	1STQ008107A0000	2-53
PMXT543369	1STQ008214B0000	2-28	PNXT563362	1STQ008194B0000	2-28	PPEB2076	1STQ008107A0000	2-54
PMXT543382	1STQ008209B0000	2-28	PNXT563369	1STQ008200B0000	2-28	PPEB2076	1STQ008107A0000	2-80
PMXT543389	1STQ008215B0000	2-28	PNXT563382	1STQ008195B0000	2-28	PPEB2076	1STQ008107A0000	2-88
PMXT543462	1STQ008216B0000	2-28	PNXT563389	1STQ008201B0000	2-28	PPEB2080	1STQ007624A0000	2-93
PMXT543482	1STQ008217B0000	2-28	PNXT563462	1STQ008202B0000	2-28	PPEB2096	1STQ008108A0000	2-39
PMXT5440	1STQ007643B0000	2-65	PNXT563489	1STQ008203B0000	2-28	PPEB2096	1STQ008108A0000	2-54
PMXT5630	1STQ007644B0000	2-65	PNXT569612	1STQ007985B0000	2-27	PPEC2010	1STQ008648B0000	2-93
PMXT563002	1STQ007783B0000	2-27	PNXT569632	1STQ007987B0000	2-27	PPET5080	1STQ007998B0000	2-20
PMXT563003	1STQ007789B0000	2-27	PNXT569812	1STQ007986B0000	2-27	PPFM1010	1STQ007056A0000	2-77
PMXT563262	1STQ008210B0000	2-28	PNXT569832	1STQ007988B0000	2-27	PPFM1025	1STQ007049A0000	2-77
PMXT563282	1STQ008211B0000	2-28	PNXT579612	1STQ008232B0000	2-28	PPFM1030	1STQ007050A0000	2-59
PMXT563362	1STQ008212B0000	2-28	PNXT579632	1STQ008234B0000	2-28	PPFM1030	1STQ007050A0000	2-85
PMXT563369	1STQ008218B0000	2-28	PNXT579812	1STQ008233B0000	2-28	PPFM1040	1STQ007051A0000	2-19
PMXT563382	1STQ008213B0000	2-28	PNXT579832	1STQ008235B0000	2-28	PPFM1040	1STQ007051A0000	2-59
PMXT563389	1STQ008219B0000	2-28	POCN1600	1STQ007889B0000	2-29	PPFM1040	1STQ007051A0000	2-85
PMXT563462	1STQ008221B0000	2-28	POILH1016	1STQ005807B0000	2-49	PPFM1050	1STQ007052A0000	2-19
PMXT563469	1STQ008220B0000	2-28	POILH1018	1STQ005812B0000	2-49	PPFM1050	1STQ007052A0000	2-43
PMXT5640	1STQ007645B0000	2-65	POILH5016	1STQ005804B0000	2-49	PPFM1050	1STQ007052A0000	2-59
PNAE216302	1STQ007772B0000	2-27	POILH5018	1STQ005809B0000	2-49	PPFM1050	1STQ007052A0000	2-77
PNAE216303	1STQ007778B0000	2-27	POILH6016	1STQ005805B0000	2-49	PPFM1050	1STQ007052A0000	2-85
PNAE225302	1STQ007773B0000	2-27	POILH6018	1STQ005810B0000	2-49	PPFM1060	1STQ007053A0000	2-59
PNAE225303	1STQ007779B0000	2-27	POILH8016	1STQ005806B0000	2-49	PPFM1060	1STQ007053A0000	2-85
PNAE432302	1STQ007780B0000	2-27	POILH8018	1STQ005811B0000	2-49	PPFM1065	1STQ007467B0000	2-59
PNAE440302	1STQ007781B0000	2-27	POILV1010	1STQ005803B0000	2-49	PPFM1070	1STQ007059A0000	2-19
PNJ50X10	1STQ005398B0000	2-48	POILV5010	1STQ005800B0000	2-49	PPFM1070	1STQ007059A0000	2-43
PNJ52X10	1STQ005401B0000	2-48	POILV6010	1STQ005801B0000	2-49	PPFM1070	1STQ007059A0000	2-59
PNJ60X10	1STQ005399B0000	2-48	POILV8010	1STQ005802B0000	2-49	PPFM1070	1STQ007059A0000	2-77
PNJ80X10	1STQ005400B0000	2-48	PPAE1290	1STQ008009B0000	2-20	PPFM1070	1STQ007059A0000	2-85
PNTG6010	1STQ007345B0000	2-77	PPAE1805	1STQ007366B0000	2-20	PPFM1075	1STQ007054A0000	2-77
PNTG6012	1STQ007346B0000	2-77	PPAE2165	1STQ007367B0000	2-20	PPFM1090	1STQ007060A0000	2-19

Listofcodes

Type	Odercode	Page	Type	Odercode	Page	Type	Odercode	Page
PPFM1090	1STQ007060A0000	2-43	PRVS0480	1STQ004129B0000	2-51	PSHW7961	1STQ007735B0000	2-31
PPFM1090	1STQ007060A0000	2-85	PSCB0002	1STQ009606A0000	2-11	PSHW7965	1STQ007737B0000	2-31
PPFM1250	1STQ007057A0000	2-77	PSCB0002	1STQ009606A0000	2-95	PSHW7967	1STQ007738B0000	2-31
PPFX2006	1STQ005710B0000	2-67	PSCB0004	1STQ009631A0000	2-11	PSHW7982	1STQ007739B0000	2-31
PPIM0100	1STQ007208A0000	2-77	PSCB0004	1STQ009631A0000	2-95	PSHW7986	1STQ007741B0000	2-31
PPMB2000	1STQ007818B0000	2-67	PSES0009	1STQ005273B0000	2-93	PSHW7988	1STQ007742B0000	2-31
PPMB2500	1STQ007819B0000	2-67	PSES009	1STQ009185A0000	2-39	PSHW8050	1STQ004042B0000	2-31
PPMB3000	1STQ007820B0000	2-67	PSHS0500	1STQ004012B0000	2-30	PSPA2012	1STQ009604A0000	2-11
PPNT0640	1STQ003667B0000	2-33	PSHS0601	1STQ004013B0000	2-30	PSPA2012	1STQ009604A0000	2-95
PPNT0641	1STQ005993B0000	2-33	PSHS0601	1STQ004013B0000	2-46	PSVB2006	1STQ005709B0000	2-60
PPNT0650	1STQ003668B0000	2-33	PSHS0602	1STQ004125B0000	2-51	PSVE2603	1STQ007458B0000	2-30
PPNT0651	1STQ005994B0000	2-33	PSHS0800	1STQ004014B0000	2-30	PSVE2604	1STQ007463B0000	2-30
PPNT0670	1STQ003670B0000	2-33	PSHS0800	1STQ004014B0000	2-46	PSVE4613	1STQ007460B0000	2-30
PPNT0671	1STQ005995B0000	2-33	PSHS0801	1STQ004126B0000	2-51	PSVE4634	1STQ007465B0000	2-30
PPNT0690	1STQ003672B0000	2-33	PSHS1000	1STQ004015B0000	2-30	PSVE4803	1STQ007459B0000	2-30
PPNT0691	1STQ005996B0000	2-33	PSHS1000	1STQ004015B0000	2-46	PSVE4804	1STQ007464B0000	2-30
PPNT1250	1STQ003669B0000	2-45	PSHS1001	1STQ004127B0000	2-51	PSVH4010	1STQ003139B0000	2-46
PPNT1251	1STQ005997B0000	2-45	PSHW2161	1STQ007681B0000	2-31	PSVH4060	1STQ003137B0000	2-46
PPNT1270	1STQ003671B0000	2-45	PSHW2162	1STQ007682B0000	2-31	PSVH4080	1STQ003138B0000	2-46
PPNT1271	1STQ005998B0000	2-45	PSHW2181	1STQ007683B0000	2-31	PSVH7010	1STQ003146B0000	2-33
PPNT1290	1STQ003673B0000	2-45	PSHW2182	1STQ007684B0000	2-31	PSVH7050	1STQ003143B0000	2-33
PPNT1291	1STQ005999B0000	2-45	PSHW2461	1STQ007685B0000	2-31	PSVH7060	1STQ003144B0000	2-33
PPNT5001	1STQ007911B0000	2-34	PSHW2462	1STQ007686B0000	2-31	PSVH7080	1STQ003145B0000	2-33
PPNT5501	1STQ007914B0000	2-34	PSHW2481	1STQ007687B0000	2-31	PSVR0062	1STQ008650B0000	2-50
PPNT7001	1STQ007912B0000	2-34	PSHW2482	1STQ007688B0000	2-31	PSVR0082	1STQ008651B0000	2-50
PPNT7501	1STQ007915B0000	2-34	PSHW4381	1STQ007689B0000	2-31	PSVR0082	1STQ008651B0000	2-51
PPNT9001	1STQ007913B0000	2-34	PSHW4382	1STQ007690B0000	2-31	PSVR0162	1STQ008650B0000	2-50
PPNT9501	1STQ007916B0000	2-34	PSHW4581	1STQ007691B0000	2-31	PSVR0162	1STQ008650B0000	2-51
PPRS0300	1STQ008585A0000	2-51	PSHW4582	1STQ007692B0000	2-31	PSVR1002	1STQ008652B0000	2-50
PPTG4071	1STQ001805C0000	2-32	PSHW5080	1STQ007695B0000	2-31	PSVR1002	1STQ008652B0000	2-51
PPTG5071	1STQ001806C0000	2-32	PSHW5282	1STQ007701B0000	2-31	PSVRT550	1STQ003995B0000	2-30
PPTG7071	1STQ001807C0000	2-32	PSHW5283	1STQ007702B0000	2-31	PSVRT559	1STQ008238B0000	2-30
PPTG9071	1STQ001808C0000	2-32	PSHW5284	1STQ007703B0000	2-31	PSVRT649	1STQ008239B0000	2-30
PPVB4030	1STQ004231B0000	2-51	PSHW5285	1STQ007704B0000	2-31	PSVT5504	1STQ007461B0000	2-30
PPVB7530	1STQ004010B0000	2-30	PSHW5461	1STQ007706B0000	2-31	PSVT7213	1STQ008147B0000	2-30
PPVS1230	1STQ004123B0000	2-50	PSHW5462	1STQ007707B0000	2-31	PSVT7214	1STQ008148B0000	2-30
PPV52040	1STQ008236B0000	2-89	PSHW5463	1STQ007708B0000	2-31	PSVT7613	1STQ007457B0000	2-30
PPV52050	1STQ008237B0000	2-89	PSHW5464	1STQ007709B0000	2-31	PSVT7614	1STQ007462B0000	2-30
PPV56030	1STQ004008B0000	2-30	PSHW5465	1STQ007710B0000	2-31	PSXX0600	1STQ006045B0000	2-65
PPV57162	1STQ007747B0000	2-32	PSHW5468	1STQ007711B0000	2-31	PSXX1000	1STQ003221C0000	2-68
PPV57163	1STQ007750B0000	2-32	PSHW5469	1STQ007712B0000	2-31	PTBB1050	1STQ007128A0000	2-79
PPV57182	1STQ007748B0000	2-32	PSHW5480	1STQ007713B0000	2-31	PTBB1056	1STQ007100A0000	2-79
PPV57183	1STQ007751B0000	2-32	PSHW5481	1STQ007714B0000	2-31	PTBB1070	1STQ007129A0000	2-79
PPVT4030	1STQ004124B0000	2-50	PSHW5482	1STQ007715B0000	2-31	PTBB1076	1STQ007101A0000	2-79
PPVT7530	1STQ004009B0000	2-30	PSHW5483	1STQ007716B0000	2-31	PTBB1250	1STQ001316B0000	2-79
PPXL0230	1STQ008168B0000	2-65	PSHW5484	1STQ007717B0000	2-31	PTBB1256	1STQ002295B0000	2-79
PPXL0240	1STQ008169B0000	2-65	PSHW5485	1STQ007718B0000	2-31	PTBB1270	1STQ001317B0000	2-79
PPXL0430	1STQ008170B0000	2-65	PSHW5486	1STQ007719B0000	2-31	PTBB1276	1STQ002296B0000	2-79
PPXL0440	1STQ008171B0000	2-65	PSHW5488	1STQ007721B0000	2-31	PTBB2550	1STQ009370A0000	2-79
PPXL0534	1STQ008172B0000	2-65	PSHW5489	1STQ007722B0000	2-31	PTBB2556	1STQ007072A0000	2-79
PPXT5080	1STQ007998B0000	2-20	PSHW5612	1STQ008000B0000	2-31	PTBB2570	1STQ009423A0000	2-79
PPXT5270	1STQ008010B0000	2-20	PSHW5632	1STQ008002B0000	2-31	PTBB2576	1STQ007073A0000	2-79
PPXT5290	1STQ008011B0000	2-20	PSHW5812	1STQ008001B0000	2-31	PTBB3050	1STQ007109A0000	2-71
PPXT5404	1STQ007364B0000	2-20	PSHW5832	1STQ008003B0000	2-31	PTBB3050	1STQ007109A0000	2-85
PPZX0001	1STQ005409B0000	2-15	PSHW6050	1STQ004040B0000	2-31	PTBB3070	1STQ007110A0000	2-71
PPZX9700	1STQ008549B0000	2-52	PSHW7861	1STQ007724B0000	2-31	PTBB3070	1STQ007110A0000	2-85
PRNX2075	1STQ007827B0000	2-63	PSHW7863	1STQ007725B0000	2-31	PTBB4050	1STQ007114A0000	2-36
PRVS0410	1STQ004130B0000	2-51	PSHW7882	1STQ007728B0000	2-31	PTBB4050	1STQ007114A0000	2-71
PRVS0460	1STQ004128B0000	2-51	PSHW7884	1STQ007729B0000	2-31	PTBB4050	1STQ007114A0000	2-85

Listofcodes

Type	Odercode	Page	Type	Odercode	Page	Type	Odercode	Page
PTBB4070	1STQ007115A0000	2-36	PTBO6050	1STQ007149A0000	2-86	WR191	2CPX042944R9999	2-78
PTBB4070	1STQ007115A0000	2-71	PTBO6070	1STQ007150A0000	2-70	WR291	2CPX042945R9999	2-78
PTBB4070	1STQ007115A0000	2-85	PTBO6070	1STQ007150A0000	2-86	WR391	2CPX042946R9999	2-78
PTBB5050	1STQ009179A0000	2-79	PTBO7050	1STQ008505B0000	2-37	ZX522	2CPX067909R9999	2-44
PTBB5057	1STQ009407A0000	2-36	PTBO7050	1STQ008505B0000	2-52	ZX522P10	2CPX062553R9999	2-44
PTBB5057	1STQ009407A0000	2-52	PTBO7050	1STQ008505B0000	2-86	ZX563	2CPX068735R9999	2-48
PTBB5070	1STQ009435A0000	2-36	PTBO7070	1STQ008506B0000	2-37	ZX653	2CPX046090R9999	2-15
PTBB5070	1STQ009435A0000	2-52	PTBO7070	1STQ008506B0000	2-52			
PTBB5070	1STQ009435A0000	2-79	PTBO7070	1STQ008506B0000	2-86			
PTBB5070	1STQ009435A0000	2-85	PTBO7550	1STQ007153A0000	2-79			
PTBB5076	1STQ007085A0000	2-79	PTBO7570	1STQ007154A0000	2-79			
PTBB5090	1STQ001283B0000	2-36	PTBO9050	1STQ008508B0000	2-37			
PTBB5090	1STQ001283B0000	2-52	PTBO9050	1STQ008508B0000	2-52			
PTBB5090	1STQ001283B0000	2-85	PTBO9050	1STQ008508B0000	2-86			
PTBB6005	1STQ008640B0000	2-92	PTBO9070	1STQ008509B0000	2-37			
PTBB6006	1STQ008634B0000	2-92	PTBO9070	1STQ008509B0000	2-52			
PTBB6050	1STQ007119A0000	2-71	PTBO9070	1STQ008509B0000	2-86			
PTBB6050	1STQ007119A0000	2-85	PTVS2015	1STQ003313B0000	2-69			
PTBB6070	1STQ007120A0000	2-71	PTVS2031	1STQ005789B0000	2-69			
PTBB6070	1STQ007120A0000	2-85	PTVS2035	1STQ003314B0000	2-69			
PTBB6550	1STQ007468B0000	2-70	PTVS2041	1STQ005790B0000	2-69			
PTBB6570	1STQ007469B0000	2-70	PTVS2061	1STQ005791B0000	2-69			
PTBB7072	1STQ003358B0000	2-36	PTVS2379	1STQ005776B0000	2-69			
PTBB7072	1STQ003358B0000	2-52	PTVS2479	1STQ005778B0000	2-69			
PTBB7072	1STQ003358B0000	2-85	PTXS2006	1STQ005779B0000	2-68			
PTBB7550	1STQ009387A0000	2-79	PTXS2010	1STQ001333C0000	2-68			
PTBB7556	1STQ007092A0000	2-79	PUPM2001	1STQ003353B0000	2-18			
PTBB7570	1STQ009429A0000	2-79	PUPM2001	1STQ003353B0000	2-42			
PTBB7576	1STQ007093A0000	2-79	PUPM2001	1STQ003353B0000	2-58			
PTBB8005	1STQ008641B0000	2-92	PUPM2001	1STQ003353B0000	2-76			
PTBB8006	1STQ008635B0000	2-92	PUPM2001	1STQ003353B0000	2-84			
PTBB9070	1STQ003600B0000	2-36	PUPM2005	1STQ008649B0000	2-91			
PTBB9070	1STQ003600B0000	2-52	PUPM2011	1STQ003355B0000	2-18			
PTBB9070	1STQ003600B0000	2-85	PUPM2011	1STQ003355B0000	2-42			
PTBO1050	1STQ007161A0000	2-79	PUPM2011	1STQ003355B0000	2-92			
PTBO1070	1STQ007162A0000	2-79	PUPS2006	1STQ009486B0000	2-91			
PTBO1250	1STQ007165A0000	2-79	PWAE2166	1STQ007361B0000	2-20			
PTBO1270	1STQ007166A0000	2-79	PWAE4328	1STQ007362B0000	2-20			
PTBO2550	1STQ007133A0000	2-79	PWAE4408	1STQ007363B0000	2-20			
PTBO2570	1STQ007134A0000	2-79	PWAP2030	1STQ005732B0000	2-66			
PTBO3050	1STQ007137A0000	2-70	PWAP2040	1STQ005733B0000	2-66			
PTBO3050	1STQ007137A0000	2-86	PWAP4030	1STQ005734B0000	2-66			
PTBO3070	1STQ007138A0000	2-70	PWAP4040	1STQ005735B0000	2-66			
PTBO3070	1STQ007138A0000	2-86	PWAP5030	1STQ005736B0000	2-66			
PTBO4050	1STQ007142A0000	2-37	PWAP5040	1STQ005737B0000	2-66			
PTBO4050	1STQ007142A0000	2-52	PWMP2030	1STQ005763B0000	2-66			
PTBO4050	1STQ007142A0000	2-70	PWMP2040	1STQ005764B0000	2-66			
PTBO4050	1STQ007142A0000	2-86	PWMP4030	1STQ005765B0000	2-66			
PTBO4070	1STQ007143A0000	2-37	PWMP4040	1STQ005766B0000	2-66			
PTBO4070	1STQ007143A0000	2-52	PWMP5030	1STQ005767B0000	2-66			
PTBO4070	1STQ007143A0000	2-70	PWMP5040	1STQ005768B0000	2-66			
PTBO4070	1STQ007143A0000	2-86	PWXE1290	1STQ008006B0000	2-20			
PTBO5050	1STQ007145A0000	2-37	PWXE1806	1STQ007360B0000	2-20			
PTBO5050	1STQ007145A0000	2-52	PWXT5270	1STQ008007B0000	2-20			
PTBO5050	1STQ007145A0000	2-79	PWXT5390	1STQ008008B0000	2-20			
PTBO5070	1STQ007146A0000	2-37	PWXT5405	1STQ007359B0000	2-20			
PTBO5070	1STQ007146A0000	2-52	PXKT5440	1STQ005721B0000	2-65			
PTBO5070	1STQ007146A0000	2-79	RZ1P4	2CPX045950R9999	2-78			
PTBO6050	1STQ007149A0000	2-70	RZBA110	2CPX046049R9999	2-15			

—
ABB S.p.A
Electrification Business - Smart Power

ABB SACE Division

58, Via Italia
I-23846 Garbagnate Monastero (LC)
Phone: +39 031 3570.111
Fax: +39 031 3570.228
www.abb.com



Due to possible developments of standards as well as of materials, the characteristics and dimensions specified in this document may only be considered binding after confirmation by ABB SACE.

© Copyright 2023 ABB. All rights reserved.

