

5 year Smoke Alarm diameter 4cm D4-S5

This self-contained smoke alarm is suitable for:

- individual houses and flats;
- camper-vans and caravans.

WARNING

NOT SUITABLE FOR BOATS.


Read this manual carefully before use and keep it for any future use.

1. Mounting

Do not paint the smoke alarm.

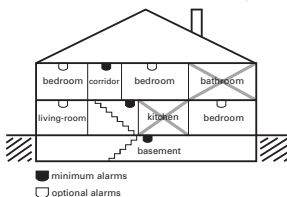
The device should be ceiling-mounted, in a place where it is easy to access to facilitate tests and cleansing.

The smoke alarm must be placed at min. 50 cm from closest wall and at max. 10 m from other alarm, preferably in the middle of the ceiling.



Location

- Minimum one alarm between potential sources of fire and bedrooms.
- One optional alarm on each floor, in corridors and staircases.
- One optional alarm in each living area, bedrooms, living-room - dining room, storerooms.



Do not place any smoke alarm:

- in dusty rooms;
- on top of a steep roof or in a blind angle;
- in rooms where temperature can go either below +4°C or above +38°C;
- in rooms where non-condensing relative humidity can be more than 90%;
- in kitchens, garages, rooms with fireplaces where humidity and smoke are frequent.

Smoke alarm mounting


1. Unclip the alarm from its base turning counterclockwise.
2. Use the base to mark fixing holes with a pencil on the ceiling. Then fix the base to the ceiling using provided screws and wall plugs.
3. Remove transparent insulating label from the battery.



Note: The alarm cannot be mounted onto the base if the battery is not installed.

4. After installation, press Test button to test the alarm. The device will make a high pitched and loud sound.

IMPORTANT : Do not remove product internal label. It shows important information relative to the device.



2. Operation

Normal mode	LED flashing approximately every 48 seconds without sound.
Alarm mode	LED flashing + high pitched loud discontinuous sound every second.
Low battery	Short sound + LED flashing every 48 seconds. To be replaced within 30 days.

Hush Function

In case of false alarm, press Hush button while the alarm is on to cut it off. Alarm mode will come back after about 10 minutes.

Eaton
Cooper Sécurité SAS
 PEE II - Rue Beethoven - BP10184
 63204 RIOM CEDEX FRANCE
 Tél. +33 (0)825 826 212
 (0,15 €TTC/min)
www.cooperfrance.com
www.eaton.eu

© 2015 Eaton
 ZNO1031000 B - 09/2015
 Tous droits réservés.
 All Rights Reserved.



0333-CPR-292051-15
 EN14604 : 2005 + AC : 2008
 DoP No. 2001-027



DAAF
www.marque-nf.com
 AFNOR Certification - 11 rue Francis de Pressensé
 FR - 93571 LA PLAINE SAINT DENIS Cedex FRANCE



3. Test

Test the smoke alarm at first use, once a month, and after every battery replacement pressing Test button.

- Operation OK: short high pitched and loud sound + LED flash.

4. Technical features

Alarm		Lithium battery (included)	
Type	Photoelectric non-radioactive	Type	3 V CR2 Desay/Duracell replaceable
Signal	Repeated high pitched sounds (in case of fire)	WARNING	
Level	Min. 85 dB at 3 m	GOOD OPERATION OF THE DETECTOR IS ENSURED BY DESAY/DURACELL BATTERY USE.	

5. Maintenance

Monthly clean-up: dusting with vacuum cleaner and optional wiping with a wet cloth.

Do not open the alarm.

Problem	Cause	Solution
False alarm	Dust particles in the chamber filter or High condensing humidity	Heavily blow on the mesh or vacuum with a vacuum cleaner. Dry the alarm.
No sound when Test button is pressed	Battery is probably low.	Replace the battery.

Replace the smoke alarm every 10 years or if alarm is damaged.

6. Recycling

Battery and smoke alarm need a specific treatment. Follow local regulations and laws relative to recycling.

7. Essential certified characteristics covered by the NF

Type of mounting	Ceiling only
Main power supply	Internal power supply
Battery duration	5 years
Interconnectable device	No
Suitable for installation in camper-vans	Yes
Connection to external auxiliary devices	No
Radio link	No
Individual alarm indicator	Yes
Alarm silence facility (10 minutes)	Yes
Accessibility Option	No

General warranty terms

COOPER SÉCURITÉ SAS (Groupe EATON) warranties these products for a 1-year period (date of manufacture as proof), under the general terms set out below.

- Full warranty on parts and workmanship.
 - Any defective luminaires shall be returned carriage paid to COOPER SÉCURITÉ SAS (Groupe EATON) Parc Européen d'Entreprises II, Rue Beethoven, BP 10184, 63204 RIOM Cedex, FRANCE.
- Self-contained luminaires replaced or repaired under the terms of this warranty shall be shipped back carriage paid.

The warranty is void:

- if the material has been transformed, modified or repaired outside of COOPER SÉCURITÉ SAS (Groupe EATON) workshops;
- if the defectiveness is due to misuse or inappropriate connection.

The CE marking on this product is securing the conformity to the European directives that are applicable and in conformity to the harmonised specification of EN 14604.

NF – DOMESTIC FIRE SAFETY brand is testing the conformity of this product to the certification NF 292.

Eaton est une marque déposée.
 Eaton is a registered trademark.

Toutes les autres marques appartiennent à leurs propriétaires respectifs.
 All trademarks are property of their respective owners.