

PRIMECENTER M1 Racks

16U/24U/42U

System configurator and order-information guide

June 2016

Contents

[Configurator diagram](#)

- Configuration and order process information
- Rack configurations
- Rack mounting ex factory
- Rack accessories
- Rack console
- KVM switches
- Power socket outlets
- Uninterruptible power supplies

[Backup Device FibreCAT TXF](#)

[10 GbE Twinax-Cabling](#)

[IB Switch](#)

[IB Cabling](#)

[VDX 6740](#)

[VDX 6740T](#)

[VDX 6740T-1G](#)

[VDX 6940-36Q](#)

[ICX6430](#)

[ICX6450](#)

[ICX6610](#)

[ICX7450](#)

[ICX7750-48F](#)

[ICX7750-48C](#)

[ICX7750-26Q](#)

[Data Sheet Smart UPS](#)

[General rack accessories](#)

[Change Report](#)



Configuration and order process informations

This document contains technical background information for the installation of servers and components into the new PRIMECENTER M1 Racks.

Please use the latest version of System-Architect for configuration.
The System-Architect, a configuration tool with graphical user interface, enables you to gain an overview over the required configuration even while planning the system.
A simultaneous examination of consistence ensures completeness and functionality of the required system.

For the latest tools please go to:

<http://extranet.fujitsu-siemens.com/fsc/products/configuration/main-e.htm>

Further information in the internet see:

<http://manuals.ts.fujitsu.com/file/10276/pcrm1-um-en.pdf>

(internet)

http://ts.fujitsu.com/products/standard_servers/rack_technology/index.html

(internet)

https://partners.ts.fujitsu.com/com/order-supply/configurators/primergy_config/current/Pages/default.aspx

(extranet)

With your rack order, please absolutely send the Rack-Architect picture and the filled-in cable plan.

Additionally to each rack-order the rack-check list has to be filled in, see:

<http://configurator.ts.fujitsu.com/public/information/Rack-Checkliste.xls>

Please send your desired configuration from the rack architect and the form sheet for external connections and hard disk configurations with the respective order numbers additionally to your order in SAP.

You can e-mail it to the following address (.xls or .sar):

To: Fujitsu Technology Solutions GmbH
CL OM Zentral Functions
Konfig-Team

Tel no. +49 (0) 821 / 804-3362

e-mail: rack-check@ts.fujitsu.com

Rack assembly at customer site:

The 16U, 24U and 42 new PRIMECENTER M1 racks will be delivered fully equipped if the service "rackmounting ex factory" (SNP:SY-F1647E301-P) was ordered for each server and subsystem.

The on-site service has to be requested for power installation in racks for server installation at the customers site. This service is not included in the price of the rack.

Rack-configurations with systems in asymmetrical PCR M1 - 700mm x 1050mm

S26361-K827-V120
Fujitsu PCR M1 724A
 (PRIMECENTER Rack M1 24U)
 Basic cabinet (1,203mm) according to protection type IP20 with side panels, front- and twin back-door lockable.
 Asymmetrical large basic cabinet with 740mm post distance.

Mounting frame 2x 2U vertical.
 Outlets for external cabling, cable outlets to below, and one rear door.
 Addition of several racks without accessory, no personal variation.
 Basic rack without power connection; refer to part H/I for further informations and order numbers (connection concepts).
HxWxD = 1203 x 700 x 1050 mm
including:
 - installation preparation
 - packing/shock-pallet
 - accessory pack including:
 Accessory pack with various installation material
 Manual German / English

S26361-K827-V140
Fujitsu PCR M1 742A
 (PRIMECENTER Rack M1 42 U)
 Basic cabinet (2,003 mm) according to protection type IP20 with side panels, front- and twin back-door lockable.
 Asymmetrical large basic cabinet with 740mm post distance.

Mounting frame 3x 2U vertical.
 Outlets for external cabling, cable outlets to the top, below, and one rear door.
 Addition of several racks without accessory, no personal variation.
 Basic rack without power connection; refer to part H/I for further informations and order numbers (connection concepts).
HxWxD = 2003 x 700 x 1050 mm
including:
 - installation preparation
 - packing/shock pallet
 - accessory pack including:
 Accessory pack with various installation material
 Manual German / English

Front mounting frame left - asymmetrical.
 This mounting frame allows vertical installation of 19" components; e.g. 6x1U in 42U or 4x1U in 24U with a depth less than 300 mm incl. cabling and less 3.5kg per height unit.
 For sideward mounting you can use e.g. console switches, rack management systems etc. Mounting brackets must come with the components.
 Free space has to be filled with dummy panels.

- Rack Options PCR M1 - S26361-...**
- ...F4530-L210 Tilting Protection Pull Out PCR M1
Must be ordered with the rack if telescopic rails are used!
No mounting ex factory - loose delivery!
 - ...-F4530-L250 Brush Panel Kit (2pcs) Top Cover PCR M1 42U (release in 08/2011)
 - ...-F4530-L260 Brush Panel Kit Rear Door PCR M1 (release in 09/2011)
 - ...-F4530-L6 Earthing Kit PCR M1
 - ...-F4530-L131 Dummy panel 1U plast. Bk
 - ...-F4530-L132 Dummy panel 2U plast. Bk

Rack Options PCR M1 - Support Brackets
 For horizontal mounting of 19-inch rack systems, an asymmetrical rack requires support brackets (depending on weight and height of mounted system) to compensate the asymmetric post.
 Please have a look to system configurator.

Rack Options PCR M1 - S26361-
 Other rack options used for PRIMECENTER S2 racks also, please look to sektion B "Accessories"

Mounting lateral CM S26361-F2735-E7/L7
 not possible in high unit 16, 24 or 42
 Highest start position for 2U systems:
 HU14, 22 or 40 in asymmetrical racks.

To avoid order problems, please send along the picture of the system-architect.

A

Rack-configurations with systems in symmetrical PCR M1 - 700mm x 1050mm

S26361-K827-V220
Fujitsu PCR M1 724S
 (PRIMECENTER Rack M1 24U)
 Basic cabinet (1,203mm) according to protection type IP20 with side panels, front- and twin back-door lockable. Symmetrical large basic cabinet with 740mm post distance.
 2 vertical mounting frames 19" 1U, 1 each left/right from horiz. 19" area.
 Outlets for external cabling, cable outlet to below, and one rear door.
 Addition of several racks without accessory, no personal variation.
 Basic rack without power connection; refer to part H/I for further informations and order numbers (connection concepts).
HxWxD = 1203 x 700 x 1050 mm
including:
 - installation preparation
 - packing/shock-pallet
 - accessory pack including:
 Accessory pack with various installation material
 Manual German / English

S26361-K827-V240
Fujitsu PCR M1 742S
 (PRIMECENTER Rack M1 42 U)
 Basic cabinet (2,003 mm) according to protection type IP20 with side panels, front- and twin back-door lockable. Symmetrical large basic cabinet with 740mm post distance.
 4 vertical mounting frames 19" 1U, 2 each left/right from horiz. 19" area.
 Outlets for external cabling, cable outlet to the top, below, and one rear door.
 Addition of several racks without accessory, no personal variation.
 Basic rack without power connection; refer to part H/I for further informations and order numbers (connection concepts).
HxWxD = 2003 x 700 x 1050 mm
including:
 - installation preparation
 - packing/shock pallet
 - accessory pack including:
 Accessory pack with various installation material
 Manual German / English

Front mounting frame left - symmetrical.
 This mounting frame allows vertical installation of 19" components; e.g. 4x1U in 42U or 2x1U in 24U with a depth less than 300 mm incl. cabling and less 3.5kg per height unit, left or right from 19" area. For sideward mounting left or right side you can use e.g. console switches, rack management systems etc. Mounting brackets must come with the components.
 Free space has to be filled with dummy panels.

- Rack Options PCR M1 - S26361-...**
- ...F4530-L210 Tilting Protection Pull Out PCR M1
Must be ordered with the rack if telescopic rails are used!
No mounting ex factory - loose delivery!
 - ...-F4530-L250 Brush Panel Kit (2pcs) Top Cover PCR M1 42U
 - ...-F4530-L260 Brush Panel Kit Rear Door PCR M1
 - ...-F4530-L6 Earthing Kit PCR M1
 - ...-F4530-L131 Dummy panel 1U plast. Bk
 - ...-F4530-L132 Dummy panel 2U plast. Bk

Rack Options PCR M1 - S26361-
 Other rack options used for PRIMECENTER racks please look to sektion B "Accessories"

To avoid order problems, please send along the picture of the system-architect.

A

Rack-configurations with systems in symmetrical PCR M1 - 600mm x 1050mm

S26361-K827-V310
Fujitsu PCR M1 616S
 (PRIMECENTER Rack M1 16U)
 Basic cabinet (842mm) according to protection type IP20 with side panels, front- and twin back-door lockable. Symmetrical large basic cabinet with 740mm post distance.

Outlets for external cabling, cable outlet to below, and one rear door.

Addition of several racks without accessory, no personal variation. Basic rack without power connection; refer to part H/I for further informations and order numbers (connection concepts).
HxWxD = 847 x 600 x 1050 mm
including:
 - installation preparation
 - packing/shock-pallet
 - accessory pack including:
 Accessory pack with various installation material
 Manual German / English

S26361-K827-V320
Fujitsu PCR M1 624S
 (PRIMECENTER Rack M1 24U)
 Basic cabinet (1,203mm) according to protection type IP20 with side panels, front- and twin back-door lockable. Symmetrical large basic cabinet with 740mm post distance.

Outlets for external cabling, cable outlet to below, and one rear door.

Addition of several racks without accessory, no personal variation. Basic rack without power connection; refer to part H/I for further informations and order numbers (connection concepts).
HxWxD = 1203 x 600 x 1050 mm
including:
 - installation preparation
 - packing/shock-pallet
 - accessory pack including:
 Accessory pack with various installation material
 Manual German / English

S26361-K827-V340
Fujitsu PCR M1 642S
 (PRIMECENTER Rack M1 42 U)
 Basic cabinet (2,003 mm) according to protection type IP20 with side panels, front- and twin back-door lockable. Symmetrical large basic cabinet with 740mm post distance.

Outlets for external cabling, cable outlet to the top, below, and one rear door.

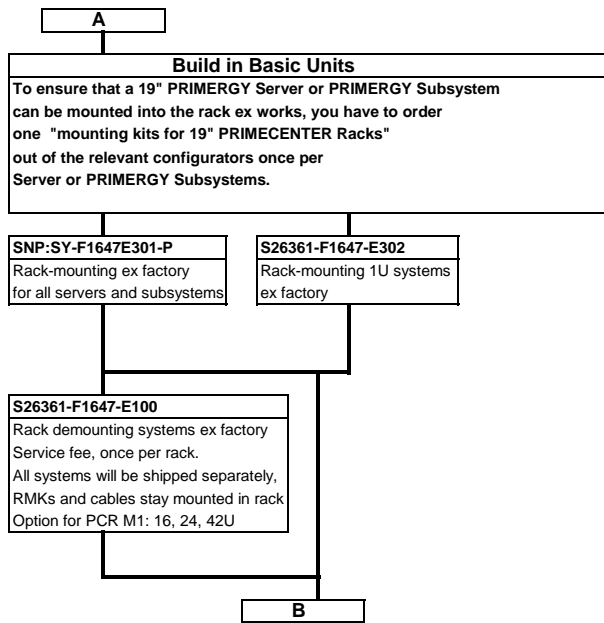
Addition of several racks without accessory, no personal variation. Basic rack without power connection; refer to part H/I for further informations and order numbers (connection concepts).
HxWxD = 2003 x 600 x 1050 mm
including:
 - installation preparation
 - packing/shock pallet
 - accessory pack including:
 Accessory pack with various installation material
 Manual German / English

To avoid order problems, please send along the picture of the system-architect.

A

Rack Options PCR M1 - S26361-...
...F4530-L210 Tilting Protection Pull Out PCR M1 Must be ordered with the rack if teleskopik rails are used! No mounting ex factory - loose delivery!
...-F4530-L250 Brush Panel Kit (2pcs) Top Cover PCR M1 42U
...-F4530-L260 Brush Panel Kit Rear Door PCR M1
...-F4530-L6 Earthing Kit PCR M1
...-F4530-L131 Dummy panel 1U plast. Bk
...-F4530-L132 Dummy panel 2U plast. Bk

Rack Options PCR M1 - S26361-
 Other rack options used for PRIMECENTER S2 racks also, please look to sektion B "Accessories"



Build in Basic Units
To ensure that a 19" PRIMERGY Server or PRIMERGY Subsystem can be mounted into the rack ex works, you have to order one "mounting kits for 19" PRIMECENTER Racks" out of the relevant configurators once per Server or PRIMERGY Subsystems.

SNP:SY-F1647E301-P
Rack-mounting ex factory
for all servers and subsystems

S26361-F1647-E302
Rack-mounting 1U systems
ex factory

S26361-F1647-E100
Rack demounting systems ex factory
Service fee, once per rack.
All systems will be shipped separately,
RMKs and cables stay mounted in rack
Option for PCR M1: 16, 24, 42U

B

This service has to be ordered once per installable server/
storage subsystem, in order to get the server /
storage subsystem mounted into the PRIMECENTER rack.

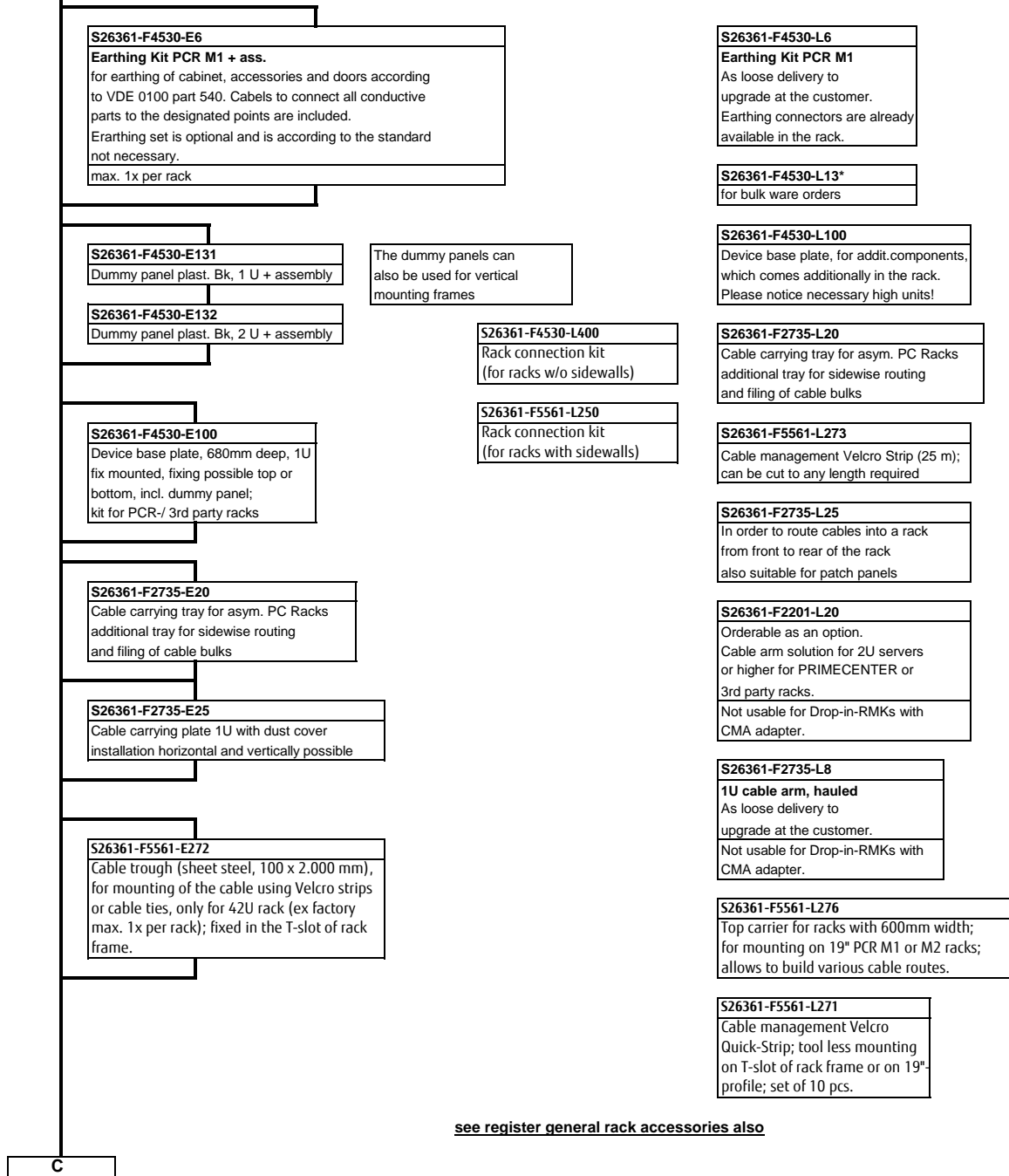
**For PRIMERGY Servers equal or higher than
S4 generation, RMK's and cable management
can be ordered as options.
Please see related system configurators!**

For easier transportation racks above 250kg
can be delivered without installed systems.
Service fee S26361-F1647-E100
has to be ordered once per rack.

For servers or storage subsystems to be installed on customer site
into an **asymmetrical PRIMECENTER rack**
for each system an **adapter angle** has to be ordered according to
size and weight of the 19" component:
S26361-F2735-L10 for systems up to 15kg / max. 2U
S26361-F2735-L15 for systems up to 35kg / max. 5U
S26361-F2735-L31 or systems up to 50kg / max. 5U

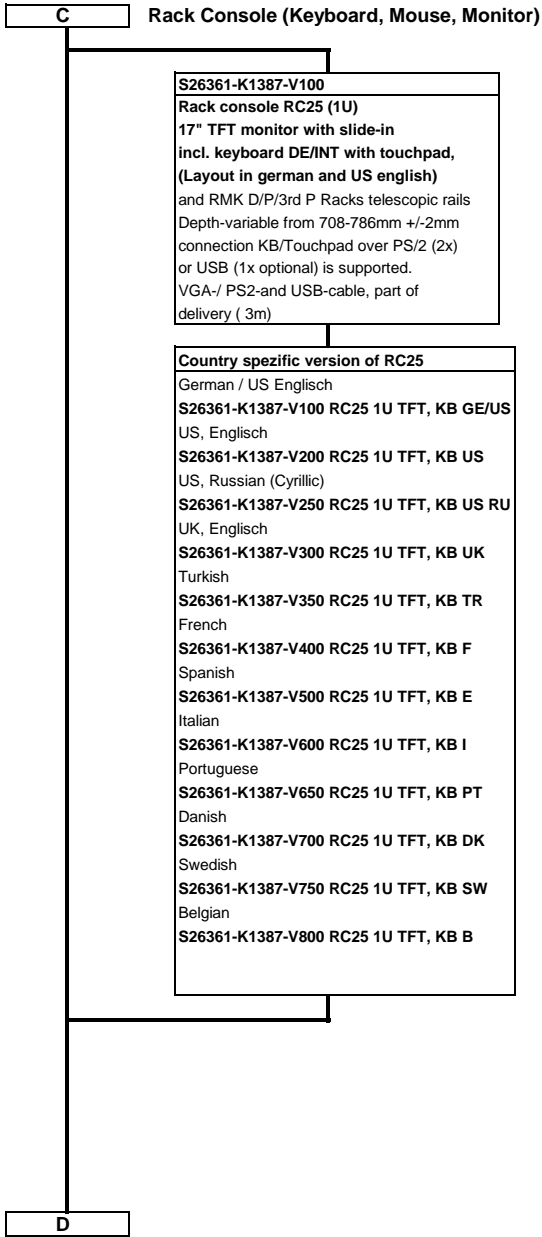
**Depending on rail type choose a suitable
cable management for usage with telescopic rails**

B Rack Accessories



see register general rack accessories also

C



S26361-K1387-V100
Rack console RC25 (1U)
 17" TFT monitor with slide-in
 incl. keyboard DE/INT with touchpad,
 (Layout in german and US english)
 and RMK D/P/3rd P Racks telescopic rails
 Depth-variable from 708-786mm +/-2mm
 connection KB/Touchpad over PS/2 (2x)
 or USB (1x optional) is supported.
 VGA-/ PS2-and USB-cable, part of
 delivery (3m)

Country specific version of RC25
 German / US Englisch
S26361-K1387-V100 RC25 1U TFT, KB GE/US
 US, Englisch
S26361-K1387-V200 RC25 1U TFT, KB US
 US, Russian (Cyrillic)
S26361-K1387-V250 RC25 1U TFT, KB US RU
 UK, Englisch
S26361-K1387-V300 RC25 1U TFT, KB UK
 Turkish
S26361-K1387-V350 RC25 1U TFT, KB TR
 French
S26361-K1387-V400 RC25 1U TFT, KB F
 Spanish
S26361-K1387-V500 RC25 1U TFT, KB E
 Italian
S26361-K1387-V600 RC25 1U TFT, KB I
 Portuguese
S26361-K1387-V650 RC25 1U TFT, KB PT
 Danish
S26361-K1387-V700 RC25 1U TFT, KB DK
 Swedish
S26361-K1387-V750 RC25 1U TFT, KB SW
 Belgian
S26361-K1387-V800 RC25 1U TFT, KB B

T26139-Y1742- L10
 Grey power cord 1,8m for RC25
 only for direct deliveries
 to USA / CAN.

New global analog KVM s3
 switches can be mounted behind
 RC25 in order to save rack space
 refer to KVM section

D Global KVM s3 / s4 switches

Analogue KVM S3 Switches

S26361-F4473-E601
Console Switch KVM s3-1601
16-port with OSD, multi-platformable
1x local, 0x IP, 1U, cascadable
 for connecting 16 servers to a monitor and a keyboard with an integrated touchpad or a keyboard and mouse.
 Wiring over UTP CAT5,
 Connection at servers with USB, PS/2
 - 19" fixture (Installation horizontal and vertically possible)
 - User manual in english
 for the connection of 16 servers in the Non Blocking Mode or cascaded with other switches in Blocking Mode. (Cascading with S* series is permitted.)
 There are one local consoles in the rack connectably.
Occupies 1U in the Rack

S26361-F4473-E801
Console Switch KVM s3-0801
8-port with OSD, multi-platformable
1x local, 0x IP, 1U, cascadable
 for connecting 8 servers to a monitor and a keyboard with an integrated touchpad or a keyboard and mouse.
 Wiring over UTP CAT5,
 Connection at servers with USB, PS/2
 - 19" fixture (Installation horizontal and vertically possible)
 - User manual in english
 for the connection of 8 servers in the Non Blocking Mode or cascaded with other switches in Blocking Mode. (Cascading with S* series is permitted.)
 There are one local console in the rack connectably.
Occupies 1U in the Rack

S26361-F4473-L801
S26361-F4473-L601
 for single order of the KVM s3- switch series

T26139-Y1742- L10
 Grey power cord 1,8m for KVM Switch. Only for direct deliveries to USA / CAN.

S26361-F4473-E691
Console Switch KVM s3-1601
for integration behind RC25
Occupies 0U in the Rack
max. 1x per rack

S26361-F4473-E891
Console Switch KVM s3-0801
for integration behind RC25
Occupies 0U in the Rack
max. 1x per rack

S26361-F4473-L25
 Integration kit RC25 plus standard -L number of KVM switch for RC25 integration; same switch but 0U

S26361-F4473-E25
 Integration kit RC25

Digital KVM S4 over IP Switches

S26361-K1393-V8
Console Switch KVM s4-0812 VM
8-port with OBWI, multi-platformable
1x local, 2x IP, 1U, cascadable
 for connecting 8 servers to a monitor and a keyboard with an integrated touchpad or a keyboard and mouse.
 Wiring over UTP CAT5,
 Connection at servers with USB or PS/2
 - KVM s4-Client SW for remote access over LAN, is included in the scope of supply.
 - 16 bit video compression
 - Virtual Media support via USB 2.0
 all USB 2.0 media released for PRIMERGY server are allowed, local or remote including USB boot
 KVM s3 USB2.0 adapter must be used
 - LDAP support
 - 19" fixture (Installation horizontally and vertical possible)
 - User manual in EN, DE, JP, SP, IT, FR
 for the connection of 8 servers in the Non Blocking Mode or cascaded with other switches in Blocking Mode. (Cascading with Sx series is permitted.)
 Please provide LAN connection with 100/1000 KVM data are digitized and will be available over LAN.
 A local console is likewise connectable.
Simultaneously use of both access options

S26361-K1393-V16
Console Switch KVM s4-1622 VM
16-port with OBWI, multi-platformable
2x local, 2x IP, 1U, cascadable
 for connecting 16 servers to a monitor and a keyboard with an integrated touchpad or a keyboard and mouse.
 Wiring over UTP CAT5,
 Connection at servers with USB or PS/2
 - KVM s4-Client SW for remote access over LAN, is included in the scope of supply.
 - 16 bit video compression
 - Virtual Media support via USB 2.0
 all USB 2.0 media released for PRIMERGY server are allowed, local or remote including USB boot
 KVM s3 USB2.0 adapter must be used
 - LDAP support
 - 19" fixture (Installation horizontally and vertical possible)
 - User manual in EN, DE, JP, SP, IT, FR
 for the connection of 16 servers in the Non Blocking Mode or cascaded with other switches in Blocking Mode. (Cascading with Sx series is permitted.)
 Please provide LAN connection with 100/1000 KVM data are digitized and will be available over LAN.
 A local console is likewise connectable.
Simultaneously use of both access options

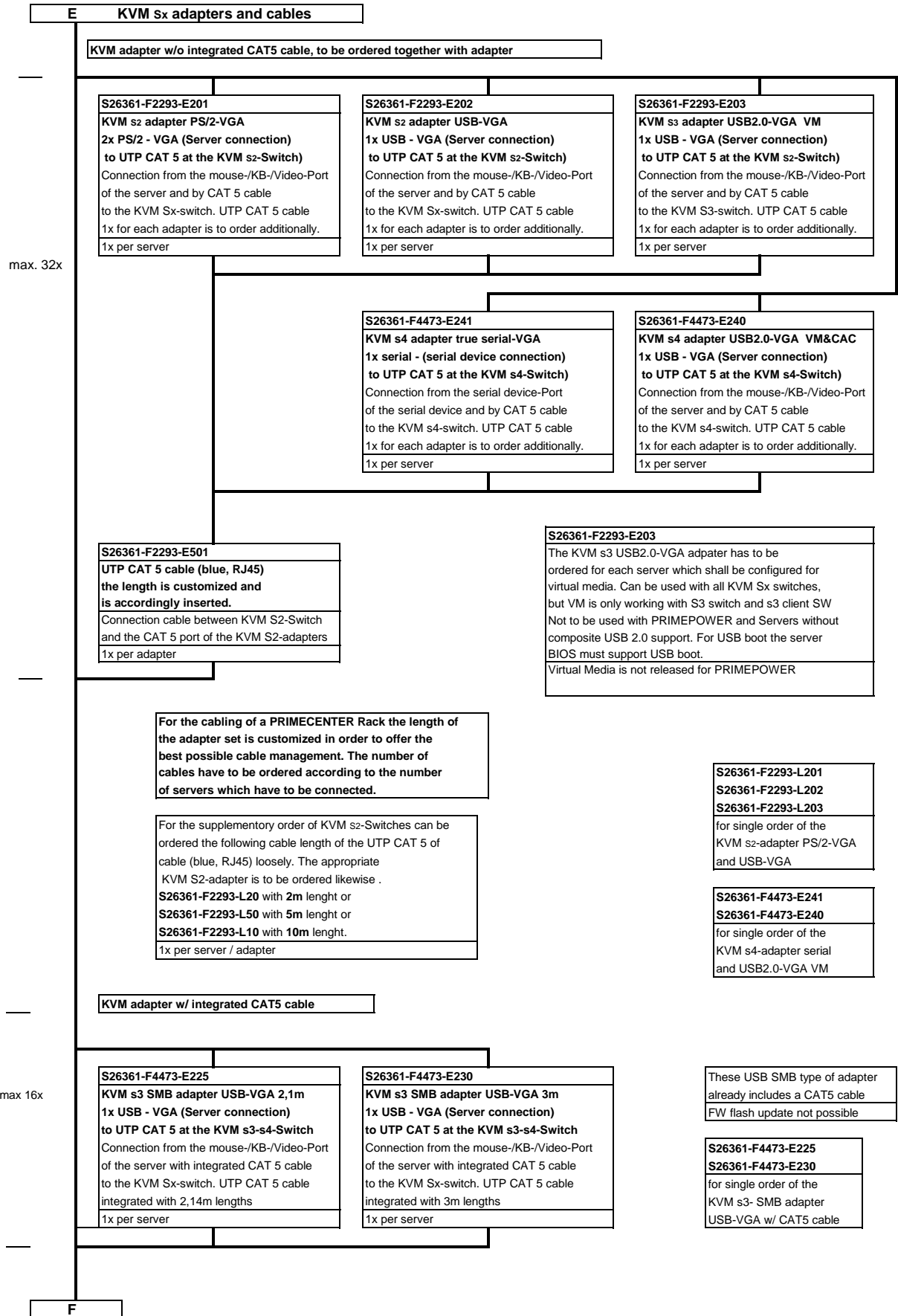
S26361-K1393-V32
Console Switch KVM s4-3242 VM
32-port with OBWI, multi-platformable
2x local, 4x IP, 1U, cascadable
 for connecting 32 servers to a monitor and a keyboard with an integrated touchpad or a keyboard and mouse.
 Wiring over UTP CAT5,
 Connection at servers with USB or PS/2
 - KVM s4-Client SW for remote access over LAN, is included in the scope of supply.
 - 16 bit video compression
 - Virtual Media support via USB 2.0
 all USB 2.0 media released for PRIMERGY server are allowed, local or remote including USB boot
 KVM s3 USB2.0 adapter must be used
 - LDAP support
 - 19" fixture (Installation horizontally and vertical possible)
 - User manual in EN, DE, JP, SP, IT, FR
 for the connection of 32 servers in the Non Blocking Mode or cascaded with other switches in Blocking Mode. (Cascading with Sx series is permitted.)
 Please provide LAN connection with 100/1000 KVM data are digitized and will be available over LAN.
 A local console is likewise connectable.
Simultaneously use of both access options

Cascading of KVM s2 /s3 and KVM s4- switch series is generally possible, whereby the KVM s3 switches must always be at the end of the cascade with s2 switches.
 KVM s4-3242/1622/0812 on top of KVM s3-1601/-0801
 KVM s4-3242/1622/0812 on top of KVM s2-1602/-0801
 KVM s3-1601/0801 on top of KVM s3-1601/-0801
 KVM s3-1601/0801 on top of KVM s2-1602/-0801

Cascading of the KVM S2 switches among themselves will be done only with the help of a UTP CAT 5 cable (ARI-port) (S26361-F2293-E501)

For cascading with analogue S3 switches the KVM s2-adapters and the UTP CAT 5 cables (blue, RJ45) are used. These are to be ordered 1x per switch which will be cascaded.


E



F

Within the basic units of PRIMECENTER racks, are no power outlets integrated.
It is possible to order such power outlets as follows (1- or 3- phase power outlet), or the connections to the mains can be done via an UPS. In case there is no 16A CEE plug chosen (1-phase solutions is with an 16A CEE plug, while it is choosable with the 3-phase solution), the connection to the mains (line) has to be done as an fix connection from an certified electrician according to the existing regulations.
The maximum current load for each phase may not exceed 16amp (with fixed connection, CEE and safety socket), for each Euro socket connector may 10A not be exceeded.

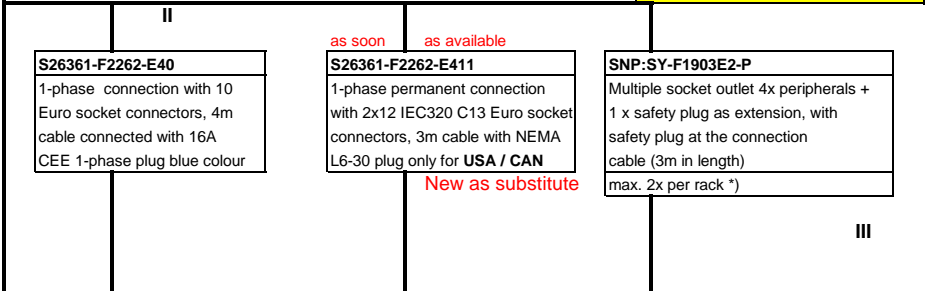
3-phase power socket outlet 3~240 volt / 16 A



S26361-F2262-E31
3-phase permanent connection with 3x8 (24) IEC320 C13 sockets 12x dual pairs, different colours per phase + 4m cable with 16A CEE (IEC 309) red plug

1-phase power socket outlet 1~240 volt / 16A

Horizontally mounting in symmetrical PRIMECENTER M1 Racks



S26361-F2262-E40
1-phase connection with 10 Euro socket connectors, 4m cable connected with 16A CEE 1-phase plug blue colour

as soon as available
S26361-F2262-E411
1-phase permanent connection with 2x12 IEC320 C13 Euro socket connectors, 3m cable with NEMA L6-30 plug only for **USA / CAN**
New as substitute

SNP:SY-F1903E2-P
Multiple socket outlet 4x peripherals + 1 x safety plug as extension, with safety plug at the connection cable (3m in length) max. 2x per rack *)

Extension of the 1/3 phase connection possibilities

*) Consider the power rating!

4

SNP:SY-F1903E1-P
Expansion 3 safety sockets (D) as extension, with 10A Euro socket connector at the connection cable (1,5m in length) 1x per phase of the socket strip I + II

SNP:SY-F1903E2-P
Multiple socket outlet 4x peripherals + 1 x safety plug as extension, with safety plug at the connection cable (3m in length) 1x per phase of the socket strip I

Order numbers for bulk delivery
S26361-F2262-L31
S26361-F2262-L40
S26361-F2262-L41
SNP:SY-F1903L1-P
SNP:SY-F1903L2-P

Max. number of socket strips:

(*1)

S26361-F2262-E31
max. per rack (*1)
4x 42 U rack
2x 24 U rack

S26361-F2262-E40
S26361-F2262-E45
max. per rack (*1)
8x 42 U rack
4x 24 U rack
2x 16 U rack

SNP:SY-F1903E2-P
max. per rack (*1)
the Inrush current must not be more than 3,5mA
2x 42 U rack
2x 24 U rack
2x 16 U rack

max. socket strips might depend on rack type asym. or symm. and width (700/600mm); for max. no. of socket strips horizontal mounting with 1x S26361-4530-E301/L301 (needs 3U) is required: see rack manual for details.

<http://manuals.ts.fujitsu.com/file/10276/pcrm1-um-en.pdf>

G

G Power Socket Outlets

Within the basic units of PRIMECENTER racks, are no power outlets integrated.
It is possible to order such power outlets as follows (1- or 3- phase power outlet), or the connections to the mains can be done via an UPS. The maximum current load for each phase may not exceed 32amp (IEC309, CEE plugs).
For each Euro socket connector IEC320 C14 may 10A and for IEC320 C20 may 16A not be exceeded.

3-phase power socket outlet 3~240 volt / 32 A

Horizontally mounting in symmetrical
PRIMECENTER M1 Racks

S26361-F2262-E332

3-phase permanent connection
with 3x3 (9) IEC320 C19 sockets
plus 3x2 (6) IEC320 C13 sockets
different colours per phase
secured by either 16A or 10A circuit breakers
+ 4m cable with 32A CEE (IEC 309) red plug

1-phase power socket outlet 1~240 volt / 32A

Horizontally mounting in symmetrical
PRIMECENTER M1 Racks

S26361-F2262-E132

1-phase connection
with 3 IEC320 C19 sockets and 16A circuit breaker
plus 2 IEC320 C13 sockets and 10A circuit breaker
+ 4m cable with 32A CEE (IEC 309) blue plug
incl. support brackets for 19" vertical mounting

S26361-F2262-E45

1-phase connection with 8
Euro socket connectors, 4m
cable connected with 32A
CEE 1-phase (big) plug blue colour
Note: recommended for server > 1200 W

Order numbers for
bulk delivery

S26361-F2262-L332
S26361-F2262-L132
S26361-F2262-L45
S26361-F2262-L301

Horizontally mounting in symmetrical
600 mm PRIMECENTER M1 Racks

Extension of the 1/3 phase connection possibilities

SNP:SY-F1903E1-P

Expansion 3 safety sockets (D)
as extension, with 10A Euro socket
connector at the connection cable
(1,5m in length)
1x per phase of the socket strip I + II

SNP:SY-F1903E2-P

Multiple socket outlet 4x peripherals +
1 x safety plug as extension, with
safety plug at the connection
cable (3m in length)
1x per phase of the socket strip I

Max. number of socket strips for **vertical** mounting:

Horizontally mounting in symmetrical
600 mm PRIMECENTER M1 Racks

S26361-F2262-E132

max. per rack
4x 42 U rack
2x 24 U rack
1x 16 U rack
horizontal mounting only via
new designed Rackmount kit
S26361-F2735-E320 / E330
Socket strip RMK 2U / 3U horizontal

S26361-F2262-E332

max. per rack
4x 42 U rack
1x 24 U rack
0x 16 U rack
horizontal mounting only via
new designed Rackmount kit
S26361-F2735-E320 / E330
Socket strip RMK 2U / 3U horizontal

S26361-F2735-E320

mounting kit for horizontal mounting in a Rack
can carry up to 2 PDU's E332 or as max.
as a max. configuration 4x PDU's E132
As a mixed configuration the customer
is able to configure 2x E132 and 1x E332
incl. 2x1U cover, support bracket, **occupies 2U**

S26361-F2735-E330

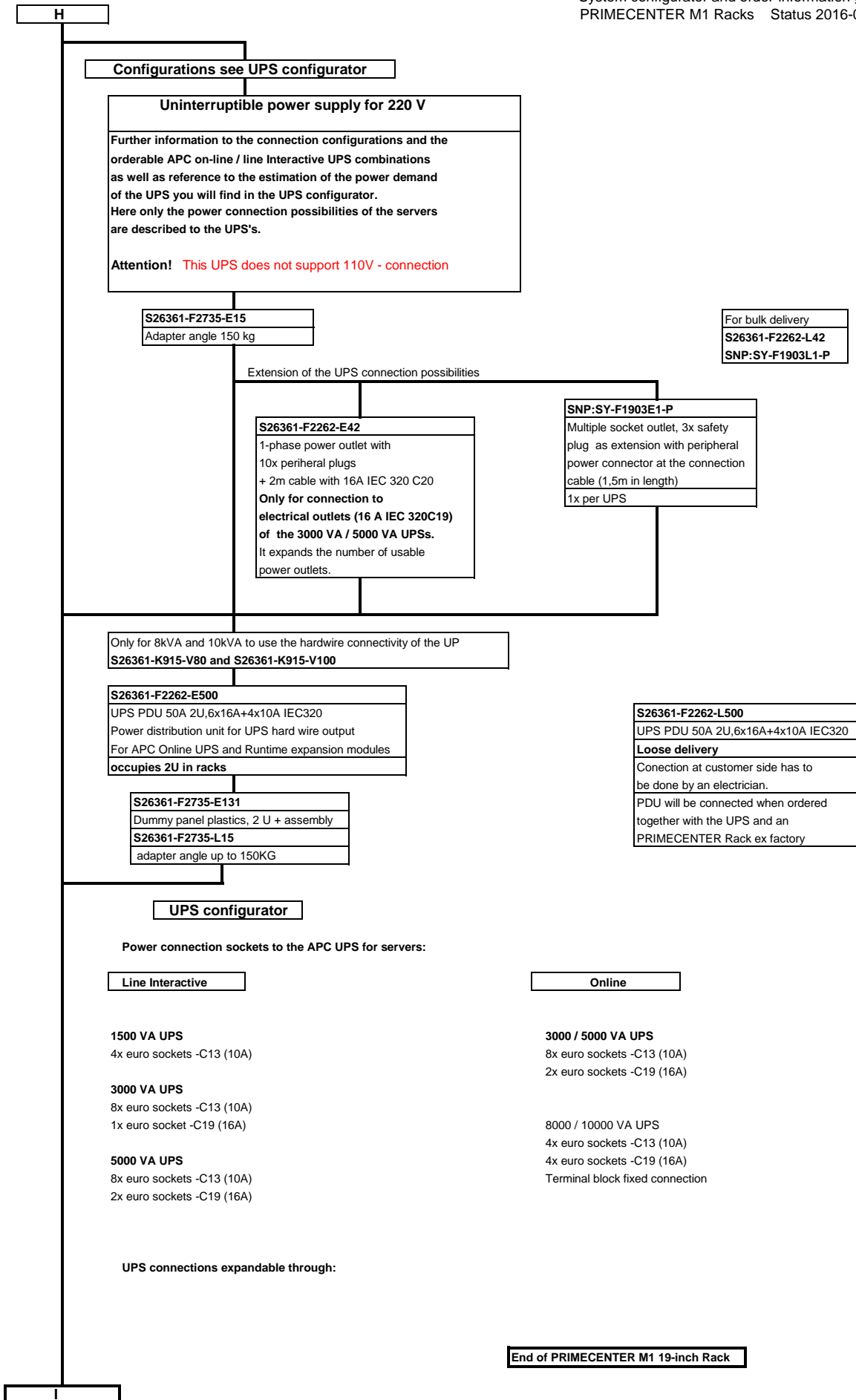
mounting kit for horizontal mounting in a Rack
can carry up to 2 PDU's E332 or as max.
as a max. configuration 4x PDU's E132
As a mixed configuration the customer
is able to configure 2x E132 and 1x E332
incl. 2x1U cover, support bracket, **occupies 3U**
1U cables tray underneath included for better
storage of overlength cables

S26361-F2735-E330 horizontal mounting occupies 3U

S26361-F2735-E320 horizontal mounting occupies 2U

this the RMK must be ordered for rear mountig,
a support bracket is needed as well for asym. racks.

H



Configurations see UPS configurator

Uninterruptible power supply for 220 V

Further information to the connection configurations and the orderable APC on-line / line Interactive UPS combinations as well as reference to the estimation of the power demand of the UPS you will find in the UPS configurator. Here only the power connection possibilities of the servers are described to the UPS's.

Attention! This UPS does not support 110V - connection

S26361-F2735-E15
Adapter angle 150 kg

For bulk delivery
S26361-F2262-L42
SNP:SY-F1903L1-P

Extension of the UPS connection possibilities

S26361-F2262-E42
1-phase power outlet with
10x peripheral plugs
+ 2m cable with 16A IEC 320 C20
**Only for connection to
electrical outlets (16 A IEC 320C19)
of the 3000 VA / 5000 VA UPSs.**
It expands the number of usable
power outlets.

SNP:SY-F1903E1-P
Multiple socket outlet, 3x safety
plug as extension with peripheral
power connector at the connection
cable (1,5m in length)
1x per UPS

Only for 8kVA and 10kVA to use the hardwire connectivity of the UP
S26361-K915-V80 and S26361-K915-V100

S26361-F2262-E500
UPS PDU 50A 2U,6x16A+4x10A IEC320
Power distribution unit for UPS hard wire output
For APC Online UPS and Runtime expansion modules
occupies 2U in racks

S26361-F2262-L500
UPS PDU 50A 2U,6x16A+4x10A IEC320
Loose delivery
Connection at customer side has to
be done by an electrician.
PDU will be connected when ordered
together with the UPS and an
PRIMECENTER Rack ex factory

S26361-F2735-E131
Dummy panel plastics, 2 U + assembly
S26361-F2735-L15
adapter angle up to 150KG

UPS configurator

Power connection sockets to the APC UPS for servers:

Line Interactive

- 1500 VA UPS**
4x euro sockets -C13 (10A)
- 3000 VA UPS**
8x euro sockets -C13 (10A)
1x euro socket -C19 (16A)
- 5000 VA UPS**
8x euro sockets -C13 (10A)
2x euro sockets -C19 (16A)

Online

- 3000 / 5000 VA UPS**
8x euro sockets -C13 (10A)
2x euro sockets -C19 (16A)
- 8000 / 10000 VA UPS**
4x euro sockets -C13 (10A)
4x euro sockets -C19 (16A)
Terminal block fixed connection

UPS connections expandable through:

End of PRIMECENTER M1 19-inch Rack

10/40 GbE Twinax Cabling

TWINAX-Cabling with virtual SFP+ modules

Virtual SFP+ modules	Used in	Supported cables	Comment
V:TWX CONNECTOR BR (Brocade)	Ext. Switch VDX 6740 S26361-K1540-V24/48/64/100 Ext. Switch Brocade 8000 EBR800 Ext. Switch ICX 6450 S26361-K1477-V110/111 Ext. Switch ICX 6610 S26361-K1490-V100/110/200/210	S26361-F3873-E500 S26361-F3873-L501 S26361-F3873-L503 S26361-F3873-L505 S26361-F5317-E400 S26361-F5317-L401 S26361-F5317-L403 S26361-F5317-L405 EBRTWX11, 18 EBRTWX31, 38 EBRTWX51, 58	Brocade customized Brocade 1m Brocade 3m Brocade 5m Brocade customized Brocade 1m Brocade 3m Brocade 5m Brocade 1m (Pack) Brocade 3m (Pack) Brocade 5m (Pack)
V:TWX CONNECTOR CI (Cisco)	CB FEX B22F S26361-K1440-V100 / V300	S26361-F4571-E500 S26361-F4571-L101 S26361-F4571-L103 S26361-F4571-L105 S26361-F4571-L107 S26361-F4571-L110	Cisco customized Cisco 1m Cisco 3m Cisco 5m Cisco 7m Cisco 10m
V:TWX CONNECTOR PY (Fujitsu)	CB SB11 S26361-K1304-V101 / V301 CB SBAX3 S26361-K1533-V100 / V300 10GB LAN controller D2755 S26361-F3629-E2 / E202 / E702 10Gb CNA OCe10102 S26361-F3592-E2 / E202	S26361-F3989-E600 S26361-F3989-L102 S26361-F3989-L105 S26361-F3989-L110 S26361-F3873-E500 S26361-F3873-L501 S26361-F3873-L503 S26361-F3873-L505 S26361-F4571-E500 S26361-F4571-L101 S26361-F4571-L103 S26361-F4571-L105 S26361-F4571-L107 S26361-F4571-L110 S26361-F5317-E400 S26361-F5317-L401 S26361-F5317-L403 S26361-F5317-L405 EBRTWX11, 18 EBRTWX31, 38 EBRTWX51, 58	FJ customized FJ 2m FJ 5m FJ 10m Brocade customized Brocade 1m Brocade 3m Brocade 5m Cisco customized Cisco 1m Cisco 3m Cisco 5m Cisco 7m Cisco 10m Brocade customized Brocade 1m Brocade 3m Brocade 5m Brocade 1m (Pack) Brocade 3m (Pack) Brocade 5m (Pack)
V:TWX CONNECTOR SP	CB SBAX2 S26361-K1304-V200 / V303 CB Ethernet Pass Thru S26361-K1365-V18 / V318	S26361-F3989-E600 S26361-F3989-L102 S26361-F3989-L105 S26361-F3989-L110 S26361-F3873-E500 S26361-F3873-L501 S26361-F3873-L503 S26361-F3873-L505 S26361-F5317-E400 S26361-F5317-L401 S26361-F5317-L403 S26361-F5317-L405 EBRTWX11, 18 EBRTWX31, 38 EBRTWX51, 58	FJ customized FJ 2m FJ 5m FJ 10m Brocade customized Brocade 1m Brocade 3m Brocade 5m Brocade customized Brocade 1m Brocade 3m Brocade 5m Brocade 1m (Pack) Brocade 3m (Pack) Brocade 5m (Pack)
V:TWX CONNECTOR-40 (40GbE Fujitsu)	CB SBAX3 S26361-K1533-V100 / V300 CFX2000 S26361-K1534-V100	S26361-F3986-E400 S26361-F3986-L402 S26361-F3986-L405 S26361-F3986-L410	FJ customized Fujitsu 2m Fujitsu 5m Fujitsu 10m
V:TWX CONNECTOR-BR40 (40GbE Brocade)	Ext. Switch VDX 6740/6740T S26361-K1540-V*	S26361-F5317-E40 S26361-F5317-L41 S26361-F5317-L43 S26361-F5317-L45 S26361-F5317-E400 S26361-F5317-L401 S26361-F5317-L403 S26361-F5317-L405	Brocade customized Brocade 1m Brocade 3m Brocade 5m Brocade customized Brocade 1m Brocade 3m Brocade 5m

<i>Product number</i>	<i>Connector</i>	<i>Description</i>
V:TWX CONNECTOR-BR	FC TWX 10G connector BR	Twinax Connector Brocade
V:TWX CONNECTOR CI	FC TWX 10G connector CI	Twinax Connector Cisco
V:TWX CONNECTOR PY	FC TWX 10G connector PY	Twinax Connector Primergy
V:TWX CONNECTOR SP	FC TWX 10G connector SBAX	Twinax Connector SBAX2 und PassThru
V:TWX CONNECTOR-40	FC TWX 40G connector PY	Twinax Connector 40GbE SBAX3
V:TWX CONNECTOR-BR40	FC TWX 40G connector BR	Twinax Connector 40GbE Brocade

Rack-specified Twinax-cable for graphical Cabling within the PRIMECENTER M1 Rack:

S26361-F3873-E500	SFP+ activ Twinax Cable Brocade custom	2x FC TWX 10G connector BR
S26361-F3989-E600	SFP+ aktives Twinax Kabel kundenspez.	2x FC TWX 10G connector PY
S26361-F4571-E500	SFP+ passive Twinax Kabel Cisco custom	2x FC TWX 10G connector CI
S26361-F3986-E400	QSFP+ aktives Twinax Kabel kundenspez.	2x FC TWX 40G connector PY
S26361-F5317-E40	QSFP+ aktives Twinax Kabel BR kundenspez.	2x LAN TWX 40G connector BR
S26361-F5317-E400	QSFP+/4xSFP+ Breakout Kabel Brocade cust	4x/1x LAN TWX 10/40G connector BR

Add. Twinax-cable for graphical cabling outside the PRIMECENTER M1 Rack (between racks):

EBR800-TWX-1M-L	SFP+ active Twinax cable BRCD 1m UPG	2x FC TWX 10G connector BR
EBR800-TWX-3M-L	SFP+ active Twinax cable BRCD 3m UPG	2x FC TWX 10G connector BR
EBR800-TWX-5M-L	SFP+ active Twinax cable BRCD 5m UPG	2x FC TWX 10G connector BR

In Addition the optional configurable Twinax-cable options (also for graphical cabling in systemarchitect usable!)

(to find under chapter "Hardware – Options" of the Blade system units BX900S2 and BX400S1)

S26361-F3873-L501	Brocade 1m
S26361-F3873-L503	Brocade 3m
S26361-F3873-L505	Brocade 5m
S26361-F4571-L101	Cisco 1m
S26361-F4571-L103	Cisco 3m
S26361-F4571-L105	Cisco 5m
S26361-F4571-L107	Cisco 7m
S26361-F4571-L110	Cisco 10m
S26361-F3989-L102	FJ 2m
S26361-F3989-L105	FJ 5m
S26361-F3989-L110	FJ 10m
S26361-F5317-L41	Brocade 40G 1m
S26361-F5317-L43	Brocade 40G 3m
S26361-F5317-L45	Brocade 40G 5m
S26361-F5317-L401	Brocade 1m
S26361-F5317-L403	Brocade 3m
S26361-F5317-L405	Brocade 5m

J IB Switch Configuration

InfiniBand Switch Mellanox

S26361-K1413-V136
InfiniBand Switch 36-port 40GB
36 ports with QSFP connectors up to 40Gb/s per port Quad Data Rate (QDR) Fully non blocking architecture mount on rear side of the rack 2U, 1x PSU installed

S26361-F4526-E10
Redundant PSU for QDR IB Switch
450W Power Supply
max. 1x per QDR IB Switch

S26361-F3996-E500
InfiniBand Cu Cable 40Gb
QSFP, 1 or 3m, customised
max. 36x per QDR IB Switch



If additional length of copper cable or optical cable are needed, then they must be ordered from the cable vendor directly
For IB cabling ex works a customized IB Cable
S26361-F3996-E500 will be used (for rackserver in rack)

S26361-K1431-V36
InfiniBand Switch 36-port 56GB
36 ports with QSFP connectors up to 56Gb/s per port Fourteen Data Rate (FDR) Fully non blocking architecture mount on rear side of the rack 2U, 1x PSU installed

S26361-F4557-E10
Redundant PSU for FDR IB Switch
300W Power Supply
max. 1x per FDR IB Switch

S26361-F3996-E556
InfiniBand Cu Cable 56Gb
QSFP, 1 or 3m, customised
max. 36x per FDR IB Switch



If additional length of copper cable or optical cable are needed, then they must be ordered from the cable vendor directly
For IB cabling ex works a customized IB Cable
S26361-F3996-E556 will be used (for rackserver in rack)

S26361-K1560-V10
IB Switch 36 port 100Gb Managed FA
36 ports with QSFP connectors up to 100Gb/s per port Enhanced Data Rate (EDR) Fully non blocking architecture mount on rear side of the rack 1U, 2x PSU installed

S26361-F5549-E561
InfiniBand Cu Cable 100Gb
QSFP, 1m
max. 36x per FDR IB Switch

as soon as available



If additional length of copper cable or optical cable are needed, then they must be ordered from the cable vendor directly
Copper cable are also available for loose delivery as
S26361-F5549-L561, QSFP, 100Gb, 1m
S26361-F5549-L563, QSFP, 100Gb, 3m

S26361-F5549-E563
InfiniBand Cu Cable 100Gb
QSFP, 3m
max. 36x per FDR IB Switch

as soon as available

S26361-K1560-V20
IB Switch 36 port 100Gb unmanaged FA
36 ports with QSFP connectors up to 100Gb/s per port Enhanced Data Rate (EDR) Fully non blocking architecture mount on rear side of the rack 1U, 2x PSU installed

S26361-F5549-E561
InfiniBand Cu Cable 100Gb
QSFP, 1m
max. 36x per FDR IB Switch

as soon as available



If additional length of copper cable or optical cable are needed, then they must be ordered from the cable vendor directly
Copper cable are also available for loose delivery as
S26361-F5549-L561, QSFP, 100Gb, 1m
S26361-F5549-L563, QSFP, 100Gb, 3m

S26361-F5549-E563
InfiniBand Cu Cable 100Gb
QSFP, 3m
max. 36x per FDR IB Switch

as soon as available

InfiniBand Switch Intel

S26361-K1413-V236
IB-12300 Switch 36 port 40Gb
36 ports with QSFP connectors up to 40Gb/s per port Quad Data Rate (QDR) mount on rear side of the rack 2U, 2x PSU/FAN unit installed

S26361-F3996-E203
Intel IB Cu Cable 40Gb
QSFP, 3m
max. 36x per QDR IB Switch

S26361-F3996-E210
Intel IB FO Cable 40Gb
QSFP, 10m
max. 36x per QDR IB Switch



If additional length of copper cable or optical cable are needed, then they must be ordered from the cable vendor directly

End of PRIMECENTER M1 19-inch Rack

Mellanox 40Gb IB-Cabling for QDR HCA 40Gb

PRIMERGY Server	Cable- Nr.	Length	Mellanox IB-Switch S26361-K1413-V136 max. 36 ports
InfiniBand Controller S26361-F4475-E103/E203 in		1 or 3 m customized	
RX200 S8	S26361-F3996-E500	X	•
RX/TX300 S8 RX350 S8	S26361-F3996-E500	X	•
RX600 S6 RX900 S2	S26361-F3996-E500	X	•
IB QDR ConnectionBlade	S26361-F3996-E500	X	•
CX250 S2	S26361-F3996-E500	X	•
CX270 S2	S26361-F3996-E500	X	•

- InfiniBand QSFP (connector in SA 1x with E103) and to other -F4475-E103

InfiniBand Cu cable 40Gb, customized, order number: S26361-F3996-E500 (for cabling in SA)
InfiniBand Cu cable 40Gb, l= 1m, Order-number: S26361-F3996-L101 (for loose delivery of the IB cable)
InfiniBand Cu cable 40Gb, l= 3m, Order-number: S26361-F3996-L103 (for loose delivery of the IB cable)

Additional informations about cabling

Other Informations about IB cabling / controller releases, see the respective configurator

Please use also the above mentioned selection of 1m and 3m IB Cu cable for the rack-spreading IB-cabling.

Mellanox 56Gb IB-Cabling for QDR HCA 40Gb enhanced

PRIMERGY Server	Cable- Nr.	Length	Mellanox IB-Switch S26361-K1413-V136 max. 36 ports
InfiniBand Controller S26361-F4475-E103/E203 in		1 or 3 m customized	
RX200 S8	S26361-F3996-E556	X	•
RX/TX300 S8 RX350 S8	S26361-F3996-E556	X	•
RX500 S7	S26361-F3996-E556	X	•
CX250 S2	S26361-F3996-E556	X	•
CX270 S2	S26361-F3996-E556	X	•

- InfiniBand QSFP (connector in SA, 1x with E103 and 2x with E203) and to other -F4475-E103/E203

InfiniBand Cu cable 56Gb, customized, order number: S26361-F3996-E556 (for cabling in SA)
InfiniBand Cu cable 56Gb, l= 1m, Order-number: S26361-F3996-L561 (for loose delivery of the IB cable)
InfiniBand Cu cable 56Gb, l= 3m, Order-number: S26361-F3996-L563 (for loose delivery of the IB cable)

Additional informations about cabling

Other Informations about IB cabling / controller releases, see the respective configurator

Please use also the above mentioned selection of 1m and 3m IB Cu cable for the rack-spreading IB-cabling.

Mellanox IB-Cabling for FDR HCA 56Gb

PRIMERGY Server	Cable- Nr.	Length	Mellanox IB-Switch S26361-K1431-V36
InfiniBand Controller S26361-F4533-E102/E202 or		1 or 3 m customized	max. 36 ports
RX200 S8	• S26361-F3996-E556	X	•
RX/TX300 S8 RX350 S8	• S26361-F3996-E556	X	•
RX500 S7	• S26361-F3996-E556	X	•
IB FDR ConnectionBlade	• S26361-F3996-E556	X	•
CX250 S2	• S26361-F3996-E556	X	•
CX270 S2	• S26361-F3996-E556	X	•

- InfiniBand QSFP (connector in SA, 1x with E102 and 2x with E202) and to other -F4533-E102/E202

InfiniBand Cu cable 56Gb, customized, order number: S26361-F3996-E556 (for cabling in SA)
 InfiniBand Cu cable 56Gb, l= 1m, Order-number: S26361-F3996-L561 (for loose delivery of the IB cable)
 InfiniBand Cu cable 56Gb, l= 3m, Order-number: S26361-F3996-L563 (for loose delivery of the IB cable)

Additional informations about cabling

Other Informations about IB cabling / controller releases, see the respective configurator

Please use also the above mentioned selection of 1m and 3m IB Cu cable for the rack-spreading IB-cabling.

Intel IB-Cabling for QDR HCA 40Gb

PRIMERGY Server	Cable- Nr.	Length	Intel IB-Switch S26361-K1413-V236
InfiniBand Controller S26361-F4475-F122/F222 in		3m Cu or 10m FO	max. 36 ports
RX200 S8	• S26361-F3996-E203/E210	X	•
RX/TX300 S8 RX350 S8	• S26361-F3996-E203/E210	X	•
RX500 S7	• S26361-F3996-E203/E210	X	•
CX250 S2	• S26361-F3996-E203/E210	X	•
CX270 S2	• S26361-F3996-E203/E210	X	•

- InfiniBand QSFP (connector in SA 1x with E122 and 2x with E222) and to other -F4475-E122/E222

Intel IB Cu Cable 40Gb, l= 3m, Order-number: S26361-F3996-L203 (for loose delivery of the IB cable)
 Intel IB FO Cable 40Gb, l= 10m, Order-number: S26361-F3996-L210 (for loose delivery of the IB cable)

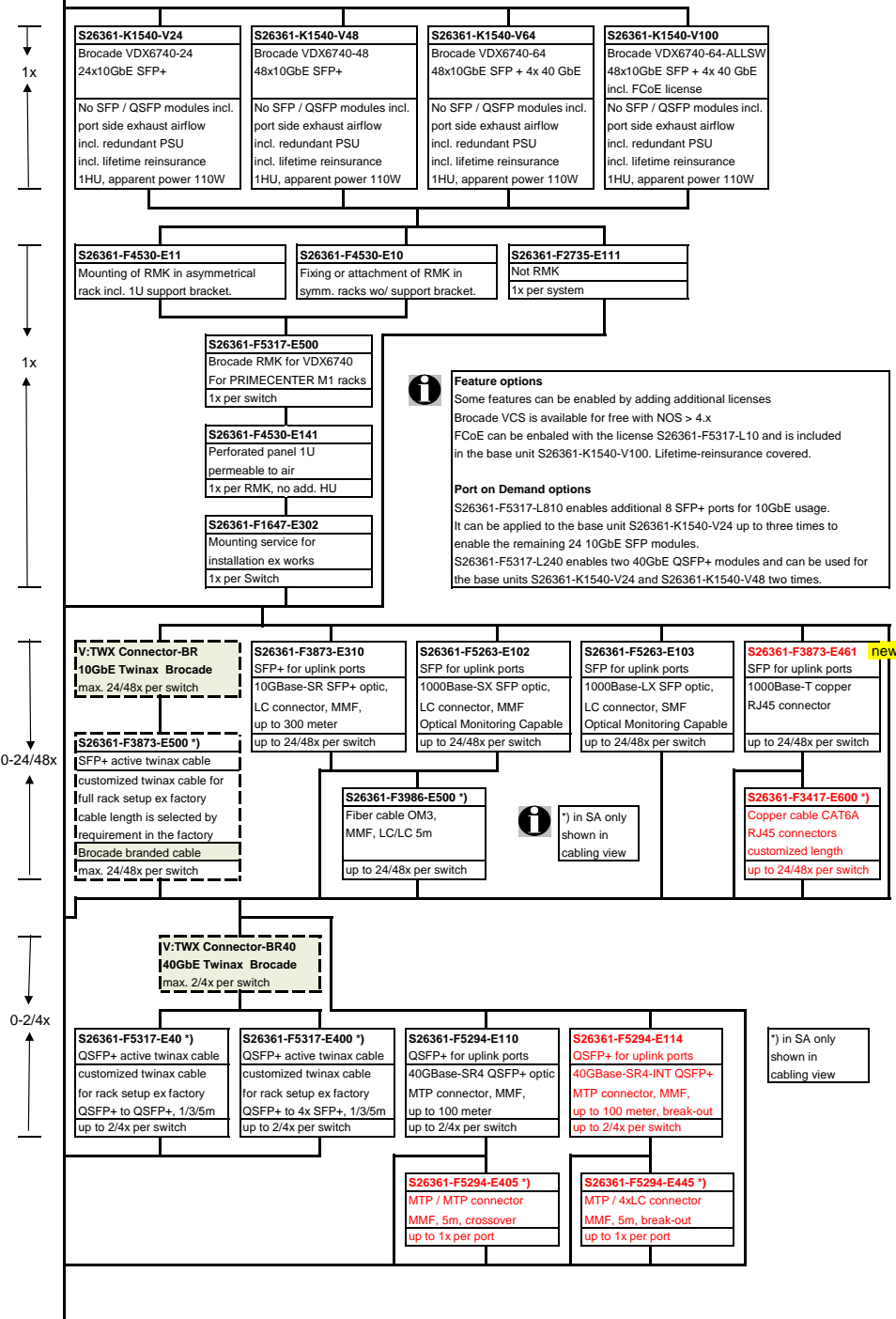
Additional informations about cabling

Other Informations about IB cabling / controller releases, see the respective configurator

Please use also the above mentioned selection of 3m Cu and 10m FO IB cable for the rack-spreading IB-cabling.

The switch can be mounted into a Rack ex factory

X VDX 6740 Switch Configuration



**Orderable modules and cables (loose delivery):**

The Brocade VDX6740 has 48x SFP+ and 4x QSFP+ ports.

1GbE SFP modules:

S26361-F5263-L102 1000Base-SX, MMF, LC connector
S26361-F5263-L103 1000Base-LX, SMF, LC connector
S26361-F3873-L461 1000Base-T, copper, RJ45 connector

10GbE SFP+ modules:

S26361-F3873-L310 10GBase-SR, MMF, LC connector
S26361-F3873-L311 10GBase-LR, SMF, LC connector
S26361-F3873-L312 10GBase-ER, SMF, LC connector

40GbE QSFP+ modules:

S26361-F5294-L110 40GBase-SR4, MMF, MTP connector
S26361-F5294-L114 40GBase-SR4-INT, MMF, MTP connector,
compatible with 10GBASE-SR, 10G breakout-capable
S26361-F5317-L110 40GBase-LR4, SMF, MTP connector
D:40G-QSFP-ESR4-L 40GBase-eSR4, MMF, MTP connector

8 Gbit/s FC SFP modules:

S26361-F3873-L109 8Gb/s FC, MMF, LC connector
S26361-F3873-L208 8Gb/s FC, SMF, LC connector

16 Gbit/s FC SFP modules:

S26361-F3873-L116 16Gb/s FC, MMF, LC connector
S26361-F3873-L216 16Gb/s FC, SMF, LC connector

10 GbE SFP+ cables:

S26361-F3873-L501 SFP+ active twinax cable 1m
S26361-F3873-L503 SFP+ active twinax cable 3m
S26361-F3873-L505 SFP+ active twinax cable 5m
S26361-F3873-L507 SFP+ active optical cable 7m
S26361-F3873-L510 SFP+ active optical cable 10m

40 GbE QSFP+ cables:

S26361-F5317-L41 QSFP+ active twinax cable 1m
S26361-F5317-L43 QSFP+ active twinax cable 3m
S26361-F5317-L45 QSFP+ active twinax cable 5m
D:40G-QSFP-QSFP-AOC-1001 QSFP+ active optical cable 10m

40GbE to 4x 10GbE QSFP+ to 4x SFP+ break out cables:

S26361-F5317-L401 QSFP+ to 4x SFP+ active twinax cable, 1m
S26361-F5317-L403 QSFP+ to 4x SFP+ active twinax cable, 3m
S26361-F5317-L405 QSFP+ to 4x SFP+ active twinax cable, 5m
D:40G-QSFP-4SFP-AOC-1001 QSFP+ to 4x SFP+ active optical cable, 10m

optical LC/LC cables can be used for 10GbE/8Gbit/s/16Gbit/s:

S26361-F3986-L500 FC Fiber-Kabel OM3, MMF, LC/LC 5m
D:FCKAB-OM4-C05L-L FC-Cable OM4, MMF, 5m, LC/LC
D:FCKAB-OM4-C10L-L FC-Cable OM4, MMF, 10m, LC/LC
D:FCKAB-OM4-C20L-L FC-Cable OM4, MMF, 20m, LC/LC
D:FCKAB-OM4-C50L-L FC-Cable OM4, MMF, 50m, LC/LC

optical MTP/MTP cables can be used for 40GbE cabling:

S26361-F5294-L405 Fiber cable MTP/MTP 5m crossover, MMF
S26361-F5294-L410 Fiber cable MTP/MTP 10m crossover, MMF
D:FCKAB-MTP-C05-L MTP cable 5m MTP-female MTP-female
D:FCKAB-MTP-C10-L MTP cable 10m MTP-female MTP-female
D:FCKAB-MTP-C20-L MTP cable 20m MTP-female MTP-female
D:FCKAB-MTP-C50-L MTP cable 50m MTP-female MTP-female
D:FCKAB-MTP-C100-L MTP cable 100m MTP-female MTP-female

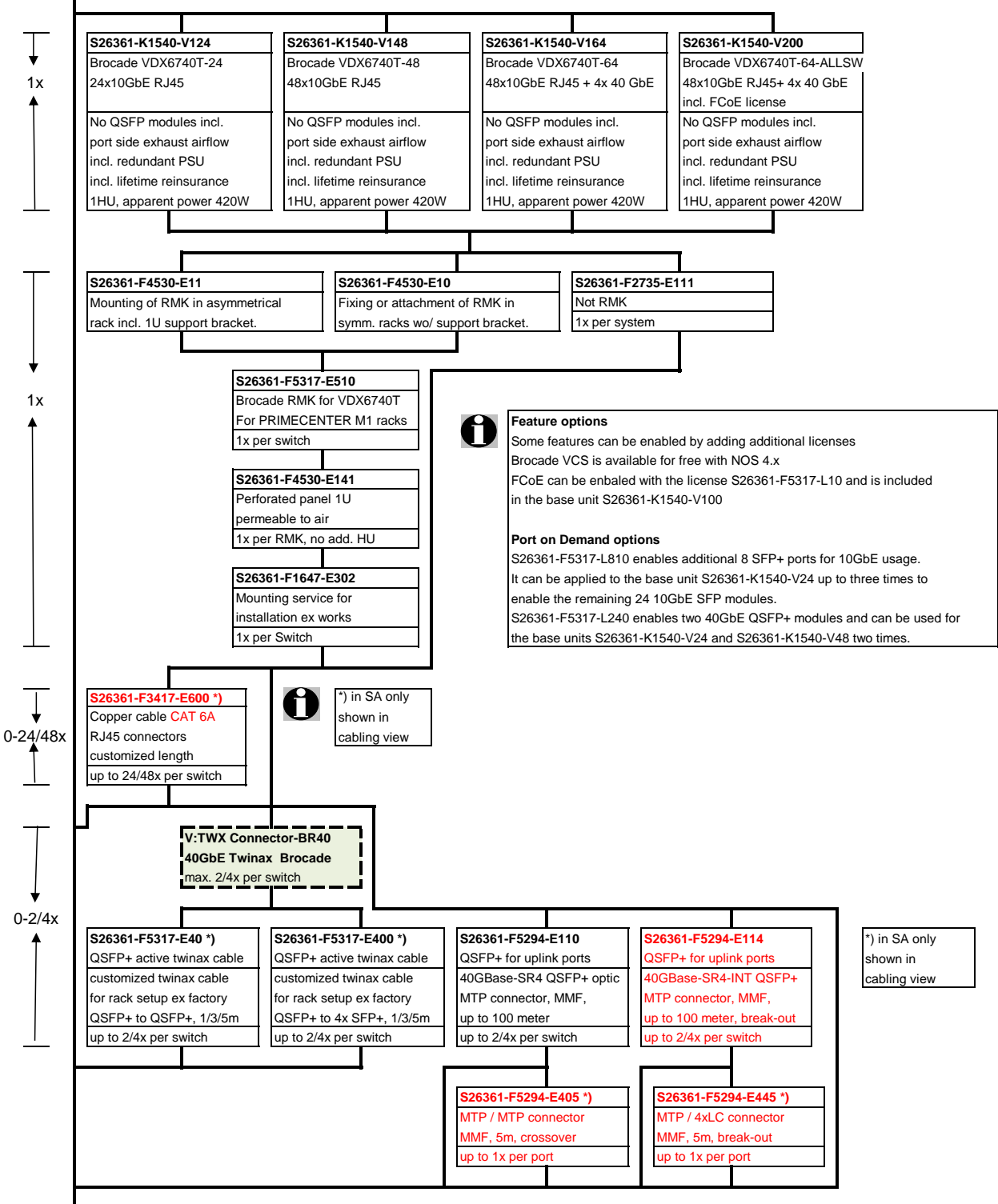
optical MTP/4xLC cables can be used for 40GbE to 4x10GbE

or 4x 16Gbit/s FC break-out cabling
S26361-F5294-L445 Fiber cable OM4, MMF, MTP12/4xLC 5m
S26361-F5294-L100 Fiber coupler OM4, MMF, LC/LC

End of Brocade VDX6740 Switch

i The switch can be mounted into a Rack ex factory

X VDX 6740T Switch Configuration



i Feature options
Some features can be enabled by adding additional licenses
Brocade VCS is available for free with NOS 4.x
FCoE can be enabled with the license S26361-F5317-L10 and is included in the base unit S26361-K1540-V100

Port on Demand options
S26361-F5317-L810 enables additional 8 SFP+ ports for 10GbE usage. It can be applied to the base unit S26361-K1540-V24 up to three times to enable the remaining 24 10GbE SFP modules.
S26361-F5317-L240 enables two 40GbE QSFP+ modules and can be used for the base units S26361-K1540-V24 and S26361-K1540-V48 two times.

*) in SA only shown in cabling view

**Orderable modules and cables (loose delivery):**

The Brocade **VDX6740-T** has 48x RJ45 and 4x QSFP+ ports.

40GbE QSFP+ modules:

S26361-F5294-L110 40GBase-SR4, MMF, MTP connector
S26361-F5294-L114 40GBase-SR4-INT, MMF, MTP connector, compatible with 10GBASE-SR, 10G breakout-capable
S26361-F5317-L110 40GBase-LR4, SMF, MTP connector
D:40G-QSFP-ESR4-L 40GBase-eSR4, MMF, MTP connector

40 GbE QSFP+ cables:

S26361-F5317-L41 QSFP+ active twinax cable 1m
S26361-F5317-L43 QSFP+ active twinax cable 3m
S26361-F5317-L45 QSFP+ active twinax cable 5m
D:40G-QSFP-QSFP-AOC-1001 QSFP+ active optical cable 10m

40GbE to 4x 10GbE QSFP+ to 4x SFP+ break out cables:

S26361-F5317-L401 QSFP+ to 4x SFP+ active twinax cable, 1m
S26361-F5317-L403 QSFP+ to 4x SFP+ active twinax cable, 3m
S26361-F5317-L405 QSFP+ to 4x SFP+ active twinax cable, 5m
D:40G-QSFP-4SFP-AOC-1001 QSFP+ to 4x SFP+ active optical cable, 10m

4x16 Gbit/s FC QSFP+ modules:

D:XBR-000245-L 4x16Gb/s FC, MMF, MTP connector

CAT 6A S/STP RJ45 cables can be used for proper cabling:

S26361-F3417-L602: CAT 6A, RJ45 connector, 2m
S26361-F3417-L603: CAT 6A, RJ45 connector, 3m
S26361-F3417-L605: CAT 6A, RJ45 connector, 5m
S26361-F3417-L610: CAT 6A, RJ45 connector, 10m
S26361-F3417-L615: CAT 6A, RJ45 connector, 15m

optical MTP/MTP cables can be used for 40GbE cabling:

S26361-F5294-L405 Fiber cable MTP/MTP 5m crossover, MMF
S26361-F5294-L410 Fiber cable MTP/MTP 10m crossover, MMF
D:FCKAB-MTP-C05-L MTP cable 5m MTP-female MTP-female
D:FCKAB-MTP-C10-L MTP cable 10m MTP-female MTP-female
D:FCKAB-MTP-C20-L MTP cable 20m MTP-female MTP-female
D:FCKAB-MTP-C50-L MTP cable 50m MTP-female MTP-female
D:FCKAB-MTP-C100-L MTP cable 100m MTP-female MTP-female

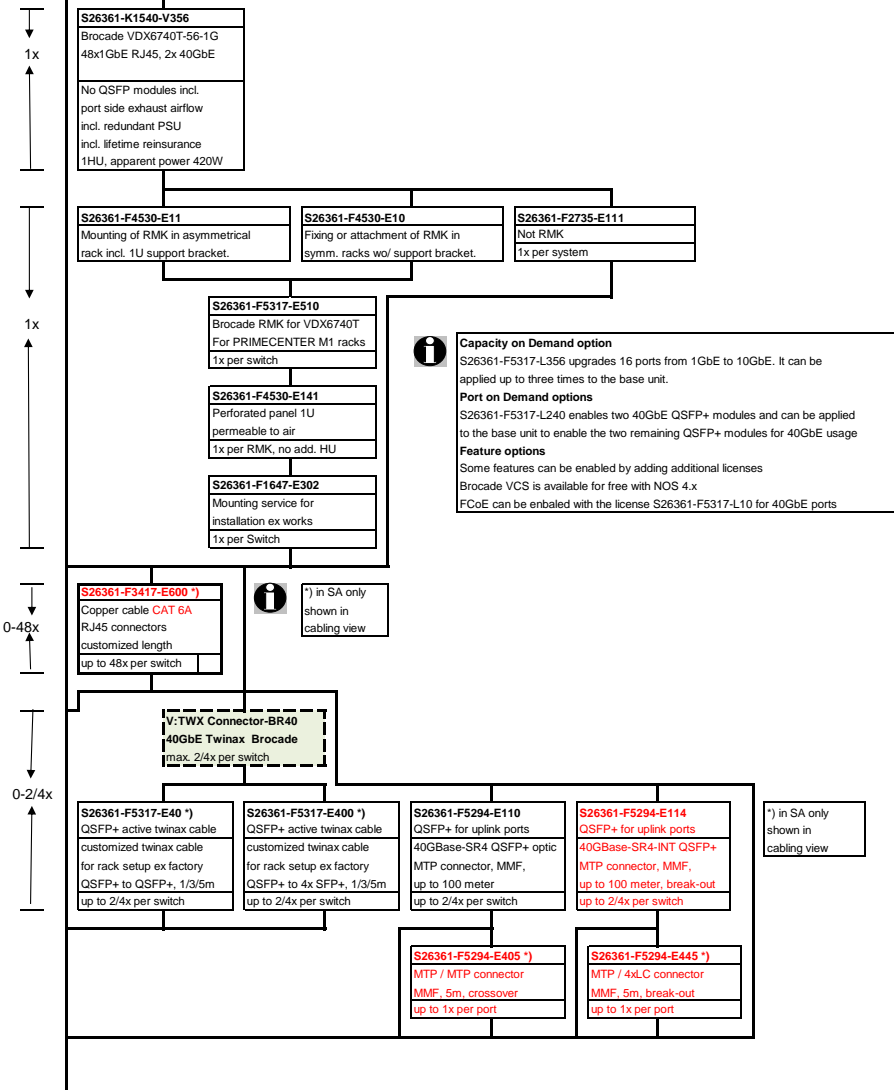
optical MTP/4xLC cables can be used for 40GbE to 4x10GbE

or 4x 16Gbit/s FC break-out cabling
S26361-F5294-L445 Fiber cable OM4, MMF, MTP12/4xLC 5m
S26361-F5294-L100 Fiber coupler OM4, MMF, LC/LC

End of Brocade VDX6740T Switch

X VDX 6740T-1G Switch Configuration

The switch can be mounted into a Rack ex factory



**Orderable modules and cables (loose delivery):**

The Brocade VDX6740-T has 48x RJ45 and 4x QSFP+ ports.

40GbE QSFP+ modules:

S26361-F5294-L110 40GBase-SR4, MMF, MTP connector
S26361-F5294-L114 40GBase-SR4-INT, MMF, MTP connector,
compatible with 10GBASE-SR, 10G breakout-capable
S26361-F5317-L110 40GBase-LR4, SMF, MTP connector
D:40G-QSFP-ESR4-L 40GBase-eSR4, MMF, MTP connector

40 GbE QSFP+ cables:

S26361-F5317-L41 QSFP+ active twinax cable 1m
S26361-F5317-L43 QSFP+ active twinax cable 3m
S26361-F5317-L45 QSFP+ active twinax cable 5m
D:40G-QSFP-QSFP-AOC-1001 QSFP+ active optical cable 10m

40GbE to 4x 10GbE QSFP+ to 4x SFP+ break out cables:

S26361-F5317-L401 QSFP+ to 4x SFP+ active twinax cable, 1m
S26361-F5317-L403 QSFP+ to 4x SFP+ active twinax cable, 3m
S26361-F5317-L405 QSFP+ to 4x SFP+ active twinax cable, 5m
D:40G-QSFP-4SFP-AOC-1001 QSFP+ to 4x SFP+ active optical cable, 10m

4x16 Gbit/s FC QSFP+ modules:

D:XBR-000245-L 4x16Gb/s FC, MMF, MTP connector

CAT 6A S/STP RJ45 cables can be used for proper cabling:

S26361-F3417-L602: CAT 6A, RJ45 connector, 2m
S26361-F3417-L603: CAT 6A, RJ45 connector, 3m
S26361-F3417-L605: CAT 6A, RJ45 connector, 5m
S26361-F3417-L610: CAT 6A, RJ45 connector, 10m
S26361-F3417-L615: CAT 6A, RJ45 connector, 15m

optical MTP/MTP cables can be used for 40GbE cabling:

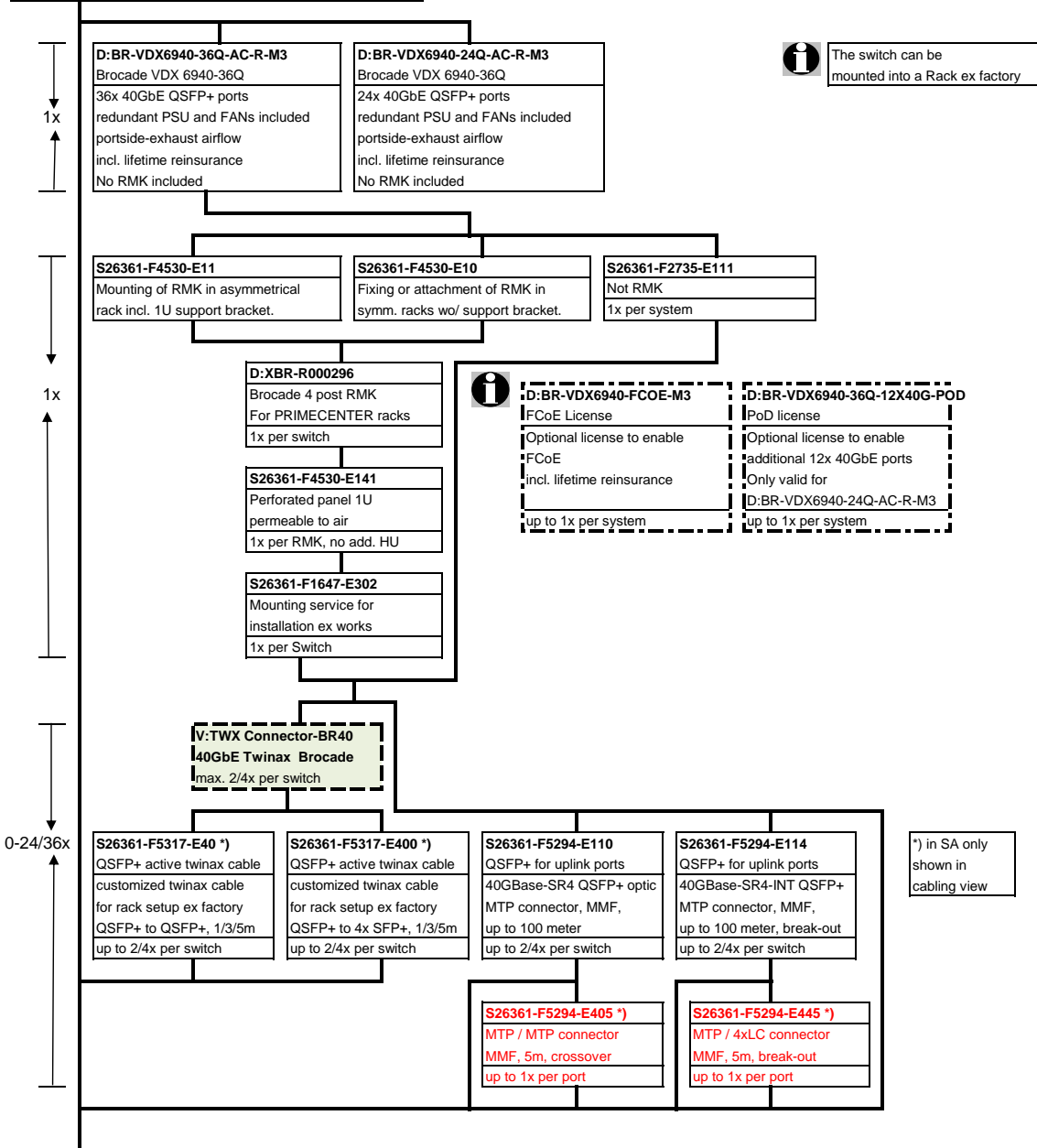
S26361-F5294-L405 Fiber cable MTP/MTP 5m crossover, MMF
S26361-F5294-L410 Fiber cable MTP/MTP 10m crossover, MMF
D:FCKAB-MTP-C05-L MTP cable 5m MTP-female MTP-female
D:FCKAB-MTP-C10-L MTP cable 10m MTP-female MTP-female
D:FCKAB-MTP-C20-L MTP cable 20m MTP-female MTP-female
D:FCKAB-MTP-C50-L MTP cable 50m MTP-female MTP-female
D:FCKAB-MTP-C100-L MTP cable 100m MTP-female MTP-female

optical MTP/4xLC cables can be used for 40GbE to 4x10GbE or 4x 16Gbit/s FC break-out cabling

S26361-F5294-L445 Fiber cable OM4, MMF, MTP12/4xLC 5m
S26361-F5294-L100 Fiber coupler OM4, MMF, LC/LC

End of Brocade VDX6740T-1G Switch

X VDX 6940-36Q Switch Configuration



End of VDX6940-36Q Switch

Orderable modules and cables (loose delivery):

The Brocade **VDX6940** has 36x QSFP+ ports.

40GbE QSFP+ modules:

S26361-F5294-L110 40GBase-SR4, MMF, MTP connector
S26361-F5294-L114 40GBase-SR4-INT, MMF, MTP connector,
compatible with 10GBASE-SR, 10G breakout-capable
S26361-F5317-L110 40GBase-LR4, SMF, MTP connector
D:40G-QSFP-ESR4-L 40GBase-eSR4, MMF, MTP connector

40 GbE QSFP+ cables:

S26361-F5317-L41 QSFP+ active twinax cable 1m
S26361-F5317-L43 QSFP+ active twinax cable 3m
S26361-F5317-L45 QSFP+ active twinax cable 5m
D:40G-QSFP-QSFP-AOC-1001 QSFP+ active optical cable 10m

40GbE to 4x 10GbE QSFP+ to 4x SFP+ break out cables:

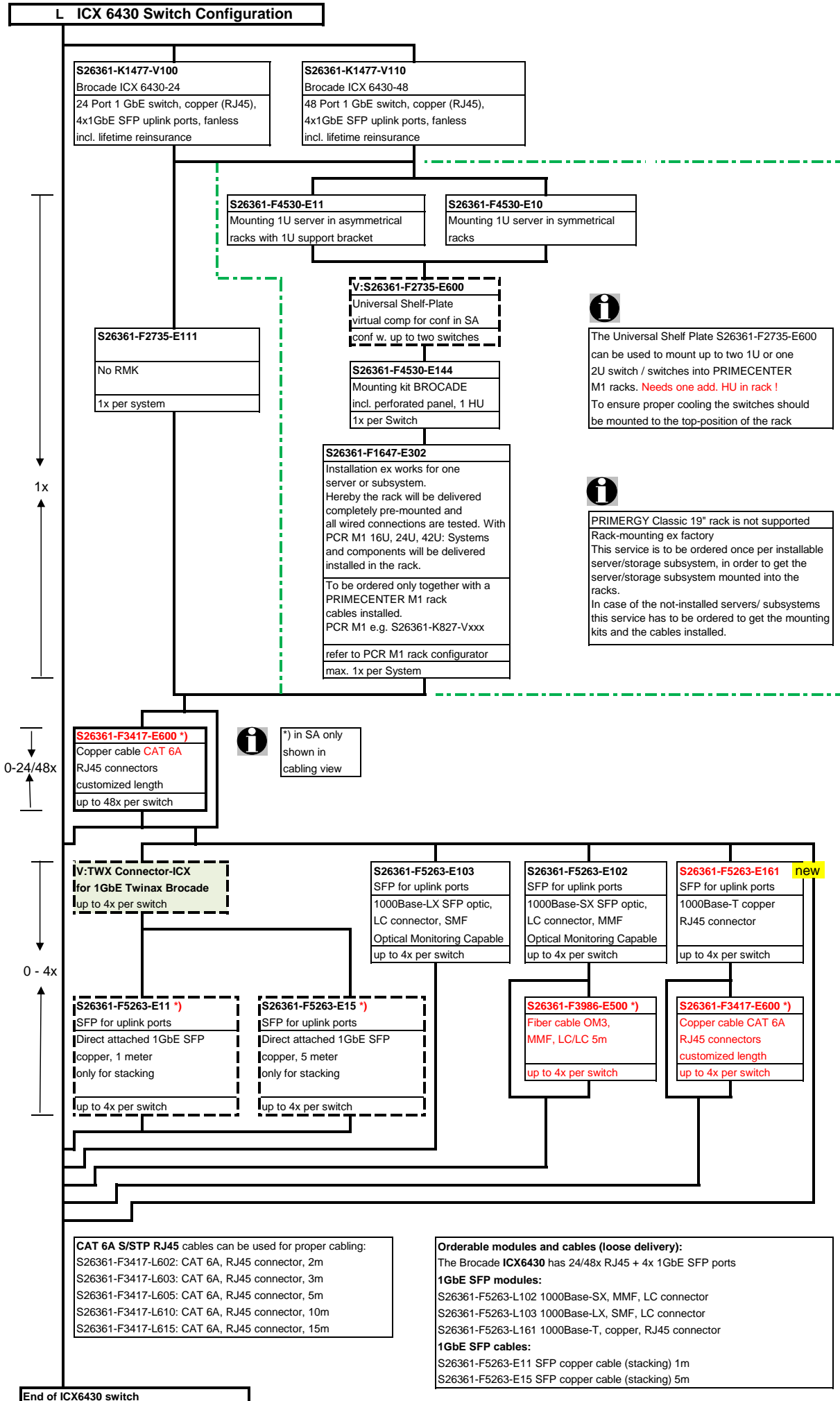
S26361-F5317-L401 QSFP+ to 4x SFP+ active twinax cable, 1m
S26361-F5317-L403 QSFP+ to 4x SFP+ active twinax cable, 3m
S26361-F5317-L405 QSFP+ to 4x SFP+ active twinax cable, 5m
D:40G-QSFP-4SFP-AOC-1001 QSFP+ to 4x SFP+ active optical cable, 10m

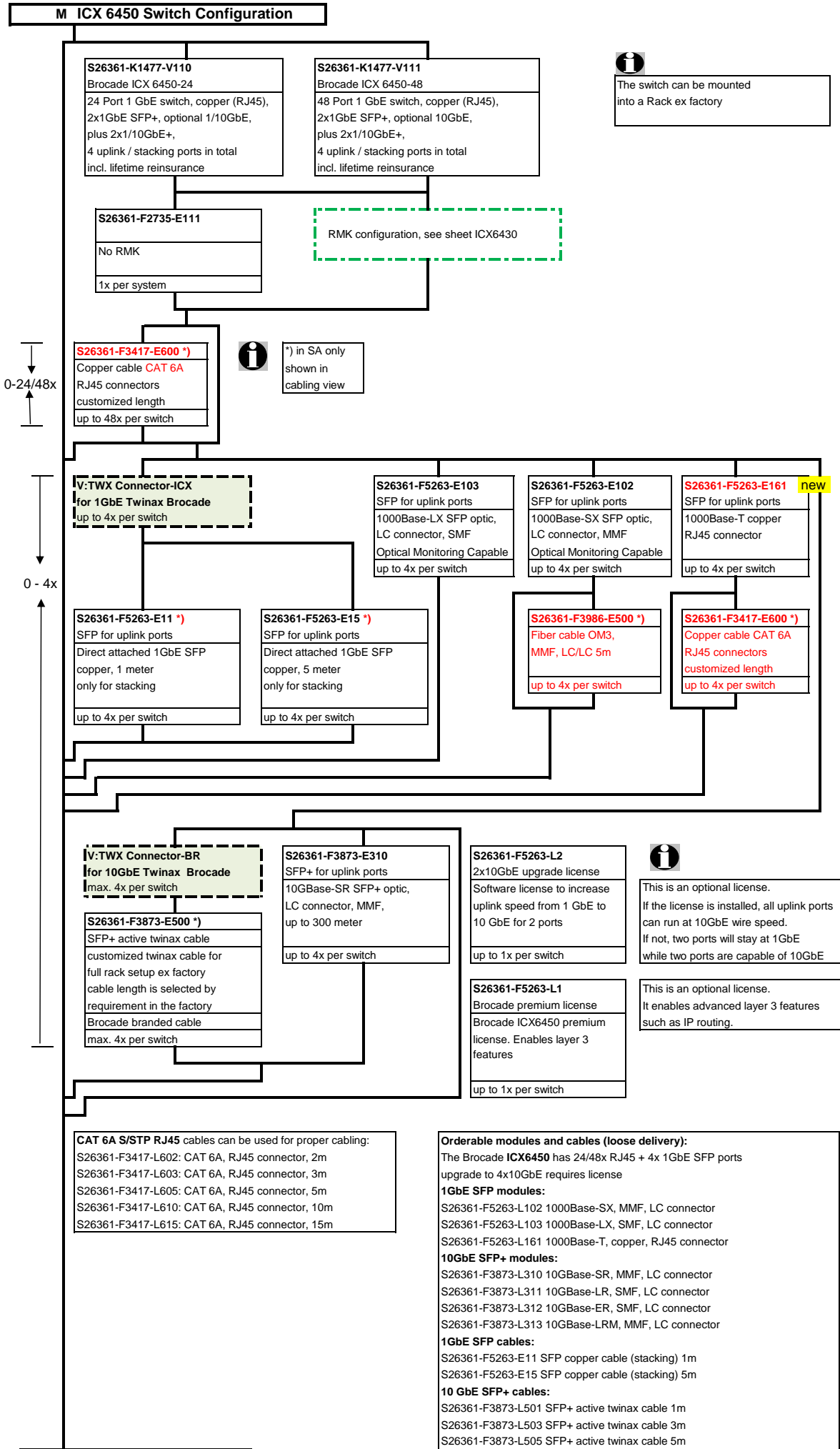
optical **MTP/MTP** cables can be used for 40GbE cabling:

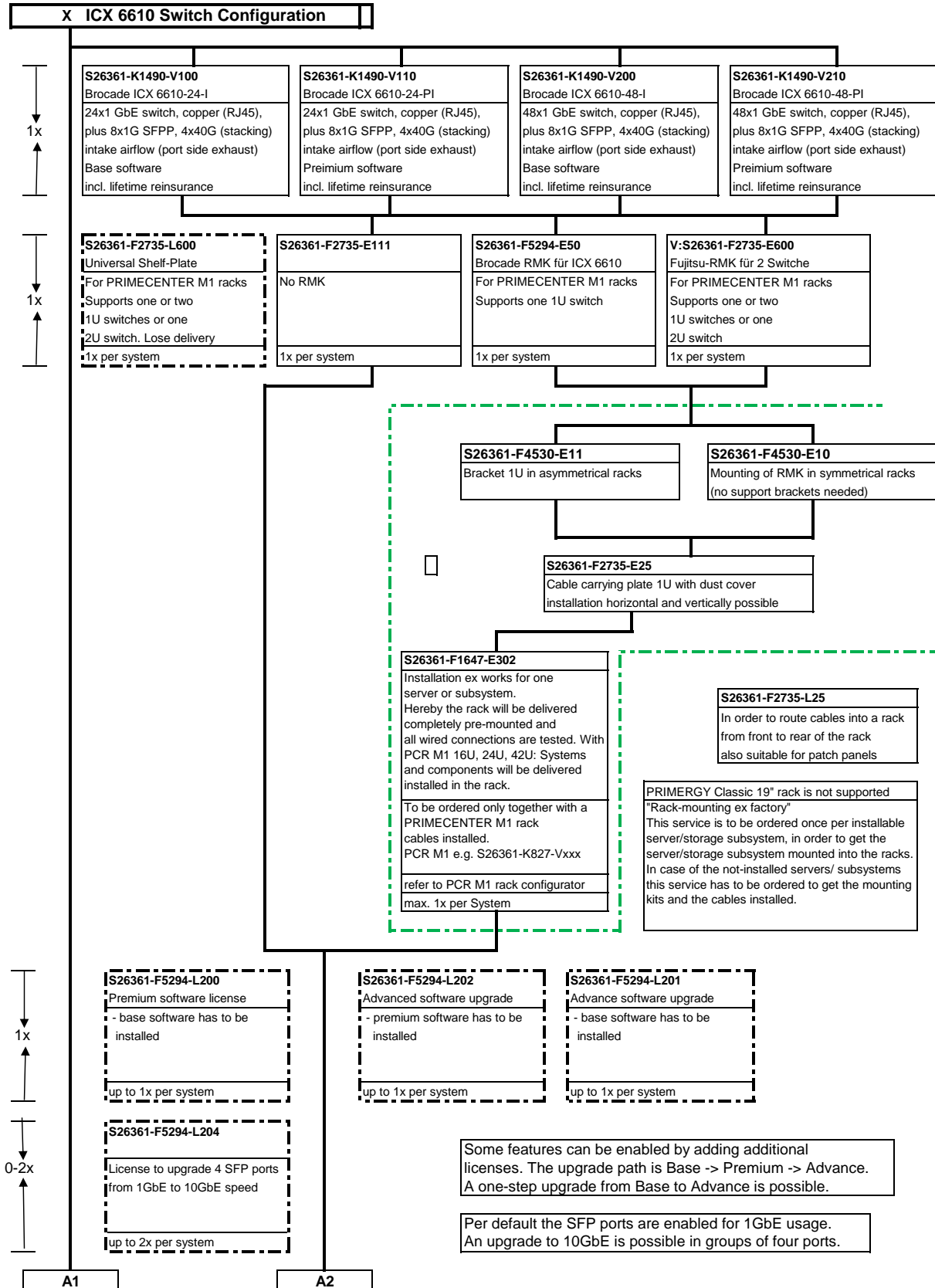
S26361-F5294-L405 Fiber cable MTP/MTP 5m crossover, MMF
S26361-F5294-L410 Fiber cable MTP/MTP 10m crossover, MMF
D:FCKAB-MTP-C05-L MTP cable 5m MTP-female MTP-female
D:FCKAB-MTP-C10-L MTP cable 10m MTP-female MTP-female
D:FCKAB-MTP-C20-L MTP cable 20m MTP-female MTP-female
D:FCKAB-MTP-C50-L MTP cable 50m MTP-female MTP-female
D:FCKAB-MTP-C100-L MTP cable 100m MTP-female MTP-female

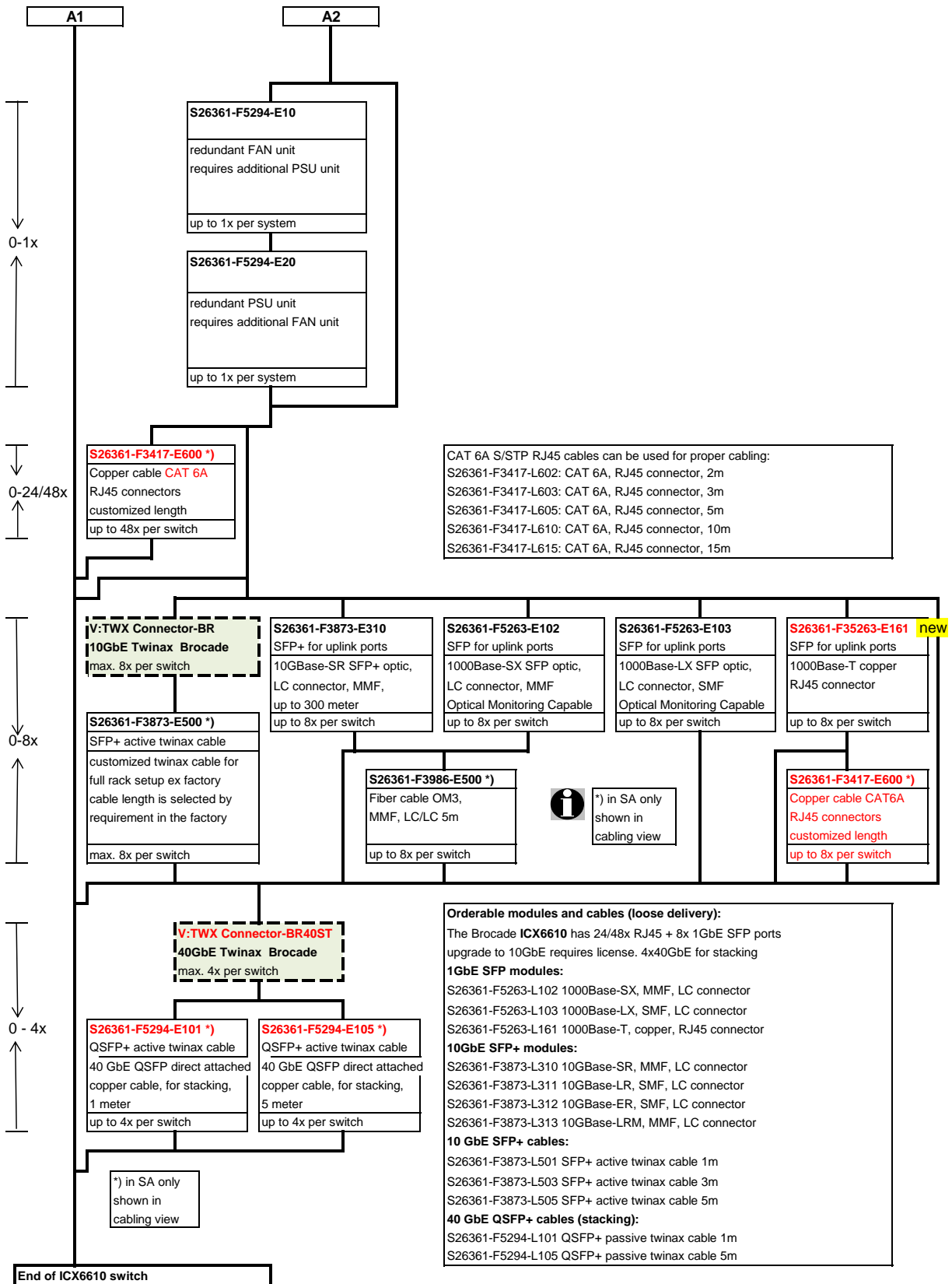
optical **MTP/4xLC** cables can be used for 40GbE to 4x10GbE
or 4x 16Gbit/s FC break-out cabling

S26361-F5294-L445 Fiber cable OM4, MMF, MTP12/4xLC 5m
S26361-F5294-L100 Fiber coupler OM4, MMF, LC/LC

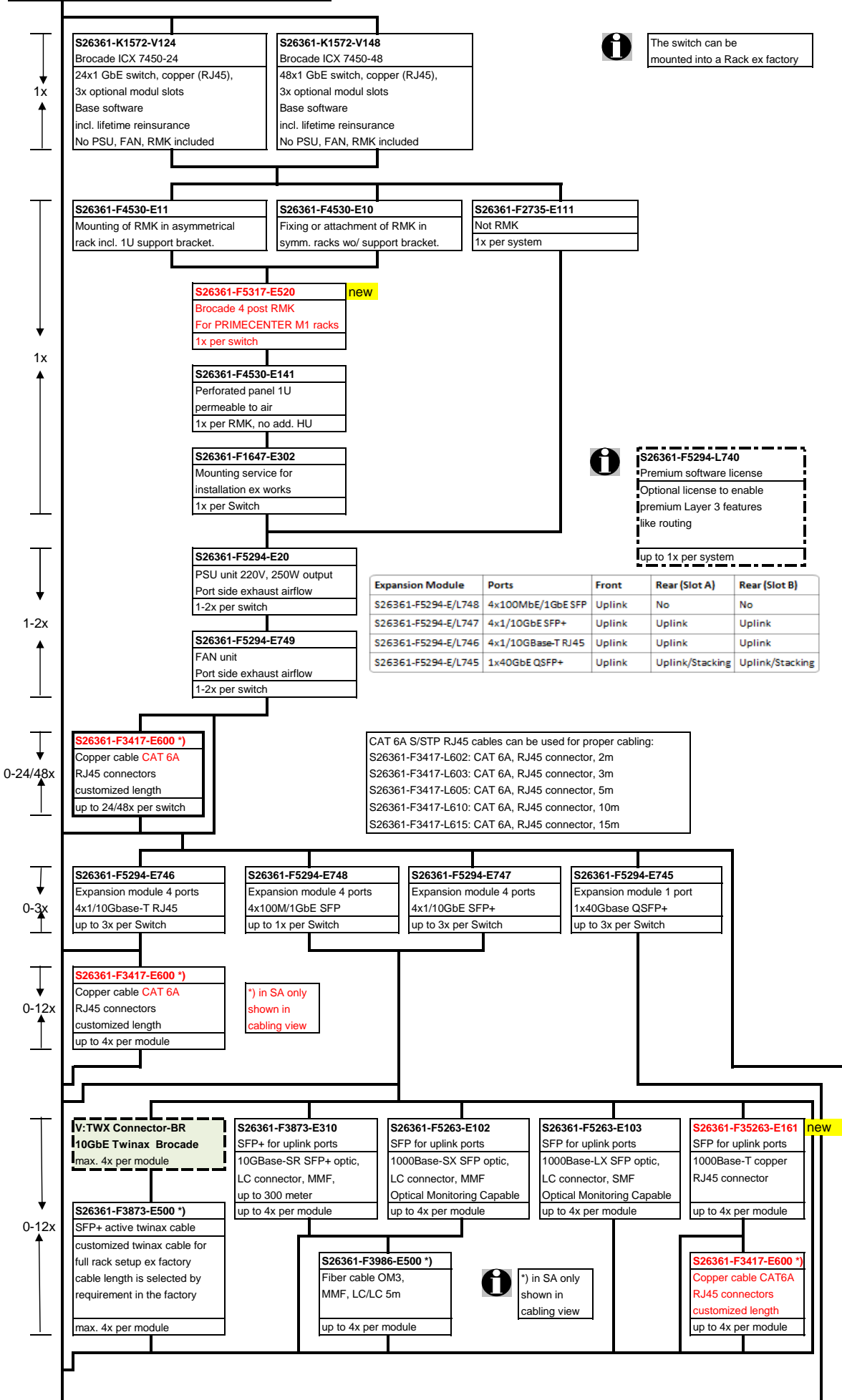








X ICX 7450 Switch Configuration



i The switch can be mounted into a Rack ex factory

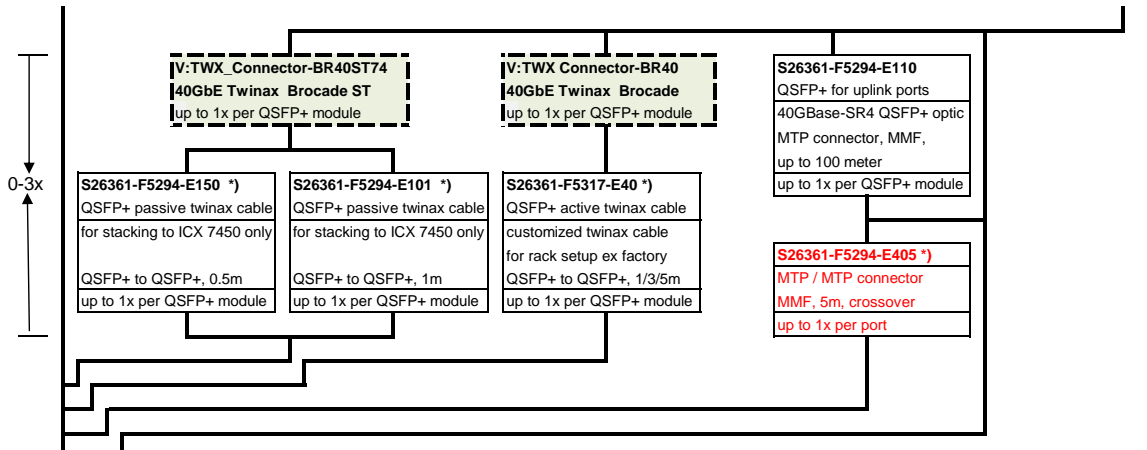
i S26361-F5294-L740
Premium software license
Optional license to enable premium Layer 3 features like routing
up to 1x per system

Expansion Module	Ports	Front	Rear (Slot A)	Rear (Slot B)
S26361-F5294-E/L748	4x100MbE/1GbE SFP	Uplink	No	No
S26361-F5294-E/L747	4x1/10GbE SFP+	Uplink	Uplink	Uplink
S26361-F5294-E/L746	4x1/10GbE-T RJ45	Uplink	Uplink	Uplink
S26361-F5294-E/L745	1x40GbE QSFP+	Uplink	Uplink/Stacking	Uplink/Stacking

CAT 6A S/STP RJ45 cables can be used for proper cabling:
S26361-F3417-L602: CAT 6A, RJ45 connector, 2m
S26361-F3417-L603: CAT 6A, RJ45 connector, 3m
S26361-F3417-L605: CAT 6A, RJ45 connector, 5m
S26361-F3417-L610: CAT 6A, RJ45 connector, 10m
S26361-F3417-L615: CAT 6A, RJ45 connector, 15m

*) in SA only shown in cabling view

i *) in SA only shown in cabling view



Orderable modules and cables (loose delivery):
The Brocade **ICX7450** has 24/48x RJ45 + 3x opt. Module slots for 4x1GbE SFP / 4x10GbE SFP+ / 1x40 GbE SFP+

1GbE SFP modules:
S26361-F5263-L102 1000Base-SX, MMF, LC connector
S26361-F5263-L103 1000Base-LX, SMF, LC connector
S26361-F5263-L161 1000Base-T, copper, RJ45 connector

10GbE SFP+ modules:
S26361-F3873-L310 10GBase-SR, MMF, LC connector
S26361-F3873-L311 10GBase-LR, SMF, LC connector
S26361-F3873-L312 10GBase-ER, SMF, LC connector
S26361-F3873-L313 10GBase-LRM, MMF, LC connector

40GbE QSFP+ modules:
S26361-F5294-L110 40GBase-SR4, MMF, MTP connector
S26361-F5317-L110 40GBase-LR4, SMF, MTP connector

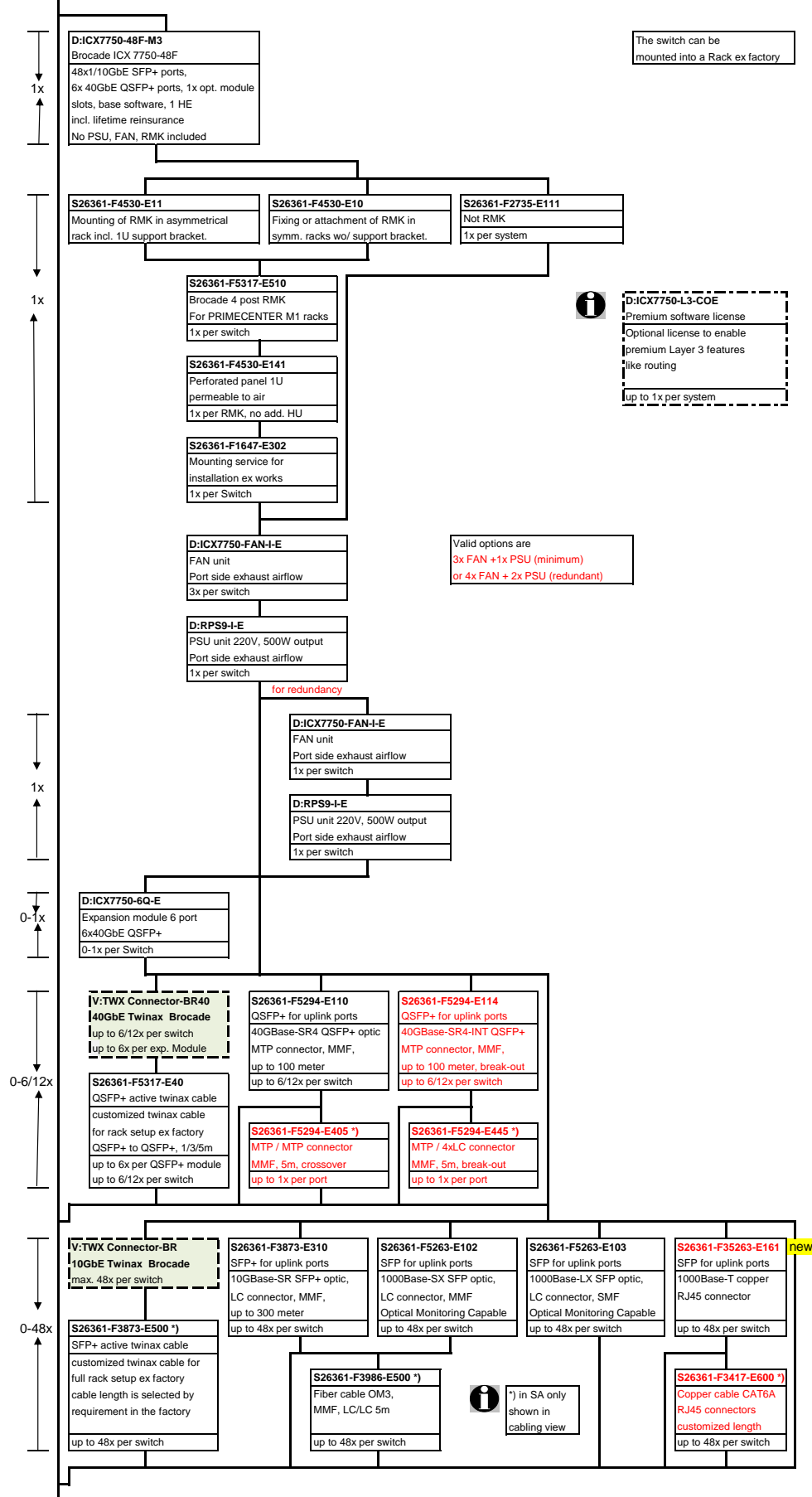
10 GbE SFP+ cables:
S26361-F3873-L501 SFP+ active twinax cable 1m
S26361-F3873-L503 SFP+ active twinax cable 3m
S26361-F3873-L505 SFP+ active twinax cable 5m
S26361-F3873-L507 SFP+ active optical cable 7m
S26361-F3873-L510 SFP+ active optical cable 10m

40 GbE QSFP+ cables:
S26361-F5317-L41 QSFP+ active twinax cable 1m
S26361-F5317-L43 QSFP+ active twinax cable 3m
S26361-F5317-L45 QSFP+ active twinax cable 5m
S26361-F5294-L150 QSFP+ passive twinax cable 0.5m
S26361-F5294-L101 QSFP+ passive twinax cable 1m

CAT 6A S/STP RJ45 cables can be used for proper cabling:
S26361-F3417-L602: CAT 6A, RJ45 connector, 2m
S26361-F3417-L603: CAT 6A, RJ45 connector, 3m
S26361-F3417-L605: CAT 6A, RJ45 connector, 5m
S26361-F3417-L610: CAT 6A, RJ45 connector, 10m
S26361-F3417-L615: CAT 6A, RJ45 connector, 15m

End of ICX 7450 Switch

X ICX 7750-48F Switch Configuration



Orderable modules and cables (loose delivery):

The Brocade **ICX7750-48F** has 48x SFP+ and 6x QSFP+ ports.
+6x opt. QSFP+ ports.

1GbE SFP modules:

S26361-F5263-L102 1000Base-SX, MMF, LC connector

S26361-F5263-L103 1000Base-LX, SMF, LC connector

S26361-F5263-L161 1000Base-T, copper, RJ45 connector

10GbE SFP+ modules:

S26361-F3873-L310 10GBase-SR, MMF, LC connector

S26361-F3873-L311 10GBase-LR, SMF, LC connector

S26361-F3873-L312 10GBase-ER, SMF, LC connector

40GbE QSFP+ modules:

S26361-F5294-L110 40GBase-SR4, MMF, MTP connector

S26361-F5294-L114 40GBase-SR4-INT, MMF, MTP connector,

compatible with 10GBASE-SR, 10G breakout-capable

S26361-F5317-L110 40GBase-LR4, SMF, MTP connector

10 GbE SFP+ cables:

S26361-F3873-L501 SFP+ active twinax cable 1m

S26361-F3873-L503 SFP+ active twinax cable 3m

S26361-F3873-L505 SFP+ active twinax cable 5m

40 GbE QSFP+ cables:

S26361-F5317-L41 QSFP+ active twinax cable 1m

S26361-F5317-L43 QSFP+ active twinax cable 3m

S26361-F5317-L45 QSFP+ active twinax cable 5m

optical **LC/LC cables** can be used for 10GbE/8Gbit/s/16Gbit/s:

S26361-F3986-L500 FC Fiber-Kabel OM3, MMF, LC/LC 5m

D:FCKAB-OM4-C05L-L FC-Cable OM4, MMF, 5m, LC/LC

D:FCKAB-OM4-C10L-L FC-Cable OM4, MMF, 10m, LC/LC

D:FCKAB-OM4-C20L-L FC-Cable OM4, MMF, 20m, LC/LC

D:FCKAB-OM4-C50L-L FC-Cable OM4, MMF, 50m, LC/LC

optical **MTP/MTP cables** can be used for 40GbE cabling:

S26361-F5294-L405 Fiber cable MTP/MTP 5m crossover, MMF

S26361-F5294-L410 Fiber cable MTP/MTP 10m crossover, MMF

D:FCKAB-MTP-C05-L MTP cable 5m MTP-female MTP-female

D:FCKAB-MTP-C10-L MTP cable 10m MTP-female MTP-female

D:FCKAB-MTP-C20-L MTP cable 20m MTP-female MTP-female

D:FCKAB-MTP-C50-L MTP cable 50m MTP-female MTP-female

D:FCKAB-MTP-C100-L MTP cable 100m MTP-female MTP-female

CAT 6A S/STP RJ45 cables can be used for proper cabling:

S26361-F3417-L602: CAT 6A, RJ45 connector, 2m

S26361-F3417-L603: CAT 6A, RJ45 connector, 3m

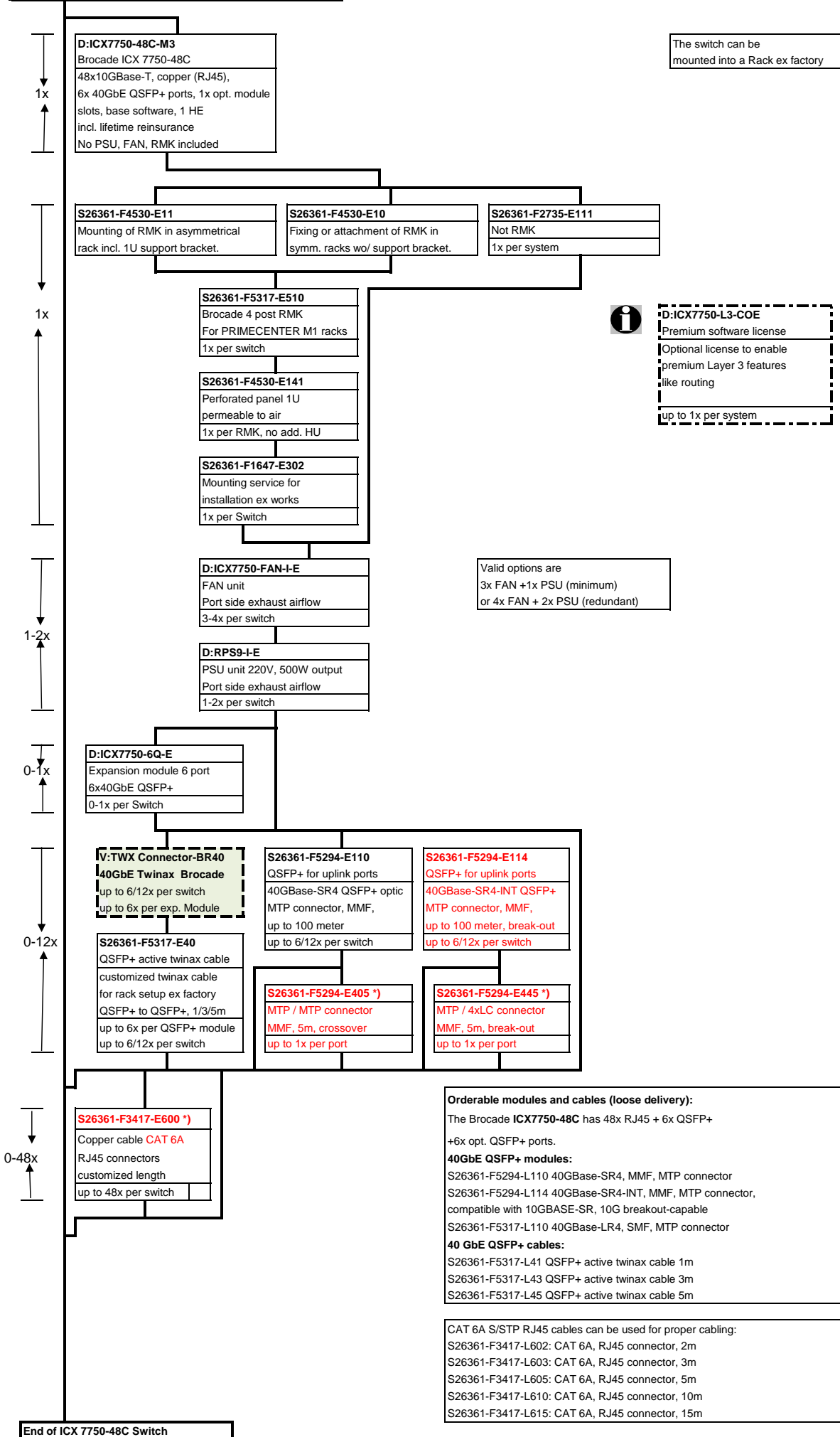
S26361-F3417-L605: CAT 6A, RJ45 connector, 5m

S26361-F3417-L610: CAT 6A, RJ45 connector, 10m

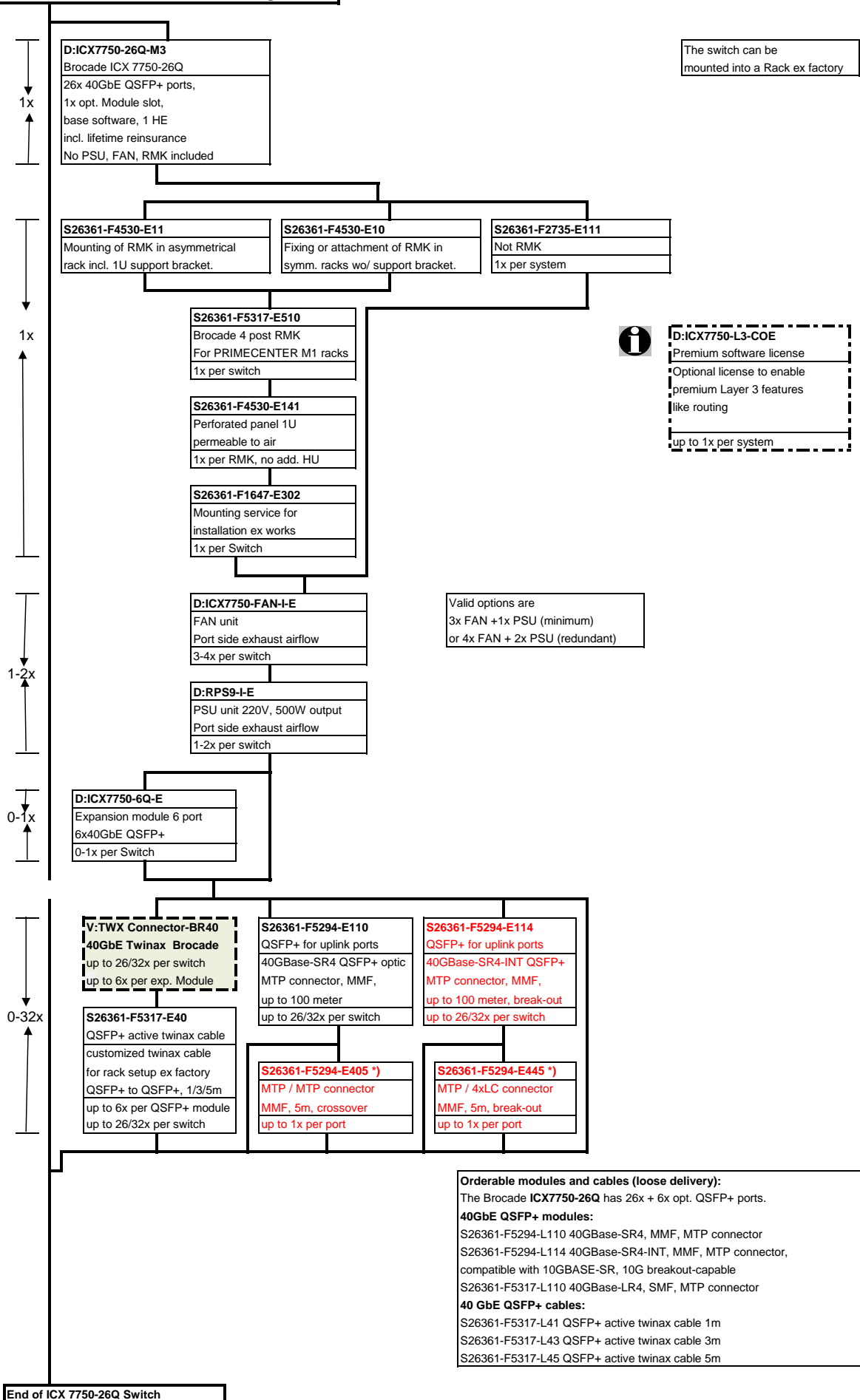
S26361-F3417-L615: CAT 6A, RJ45 connector, 15m

End of ICX 7750-48F Switch

X ICX 7750-48C Switch Configuration



X ICX 7750-26Q Switch Configuration



Information about Smart USV in the internet see:

<https://partners.ts.fujitsu.com/com/products/servers/primergy/rackcomp/components/usv/Pages/default.aspx>

general rack accessories

S26361-F4530-L250	Brush Panel Kit (2pcs) PCR M1 for assembly in 42U PRIMECENTER M1 Racks at customer.
S26361-F4530-L260	Brush Panel Kit (1pc) Rear Door PCR M1 for assembly in 42U PRIMECENTER M1 Racks at customer.
S26361-F4530-L210	Tilting Protection Pull Out PCR M1 for assembly in PRIMECENTER M1 Racks at customer.
S26361-F4530-L225	Rack Connection Kit for joining of 2 PRIMECENTER M1 Racks at customer.
S26361-F4530-L6	Earthing Kit Racks PCR M1 for assembly in PRIMECENTER M1 Racks at customer.
S26361-F4530-L131	Dummy panel 1U plastics satin black for assembly in 19" rack
S26361-F4530-L132	Dummy panel 2U plastics satin black for assembly in 19" rack
S26361-F2735-L10	Support bracket for asymmetrical racks, max. load up to 15kg (servers up to 25kg) for compensation of shifted post in asymmetrical PRIMECENTER racks
S26361-F2735-L15	Support bracket for asymmetrical racks, max. load up to 35kg for compensation of shifted post in asymmetrical PRIMECENTER racks
S26361-F2735-L31	Support bracket for asymmetrical racks, max. load up to 50kg for compensation of shifted post in asymmetrical PRIMECENTER racks
S26361-F2735-L150	RMK-S Vario carrier w. L-shaped brackets easy rack mounting for 19inch rack systems in PC racks, max. load 50 kg
S26361-F2735-L7	Cable magmt. for 19" DC- PC- Rack cable management for adding a server or storage subsystem from a 3rd party rack into the PRIMECENTER rack
S26361-F2735-L81	1U cable arm for RMKs with cable management arm (CMA) adapter
S26361-F2735-L8	1U cable arm for RMKs without CMA adapter cable arm for 1U PRIMERGY server, dragged for PRIMECENTER- and 3rd-party Detail: mounted 1U cable arm at the left side of 19" profile open with Adobe Acrobat reader
S26361-F2201-L20	2U cable arm for RMKs without cable management arm (CMA) adapter in PRIMECENTER M1 or 3rd party racks.
S26361-F2735-L82	2U cable arm for RMKs with cable management arm (CMA) adapter
S26361-F2735-L320	RMK-PDU 2U horizontal
S26361-F2735-L330	RMK-PDU 3U horizontal
S26361-F1609-L35	Add-on base plate, 680mm deep 1U for assembly in 19" rack (1U), with support bracket, anthracite
S26361-F2735-L500	cage nut set, M5, t=2,5mm Content: 50 pieces orderable to boxes, server and racks
S26361-F2735-L510	SCREW SET IO-BOX Rack Mounting Content: M5X14-TORX screws, cage nuts, rosettes; each 16 pieces orderable to IO-boxes, switches and racks

