

# Supplemental material: Benchmark for *ab initio* prediction of magnetic structures based on cluster multipole theory

M.-T. Huebsch<sup>1,2</sup>, T. Nomoto<sup>2</sup>, M.-T. Suzuki<sup>3</sup> and R. Arita<sup>1,2</sup>

<sup>1</sup>*Center for Emergent Matter Science, RIKEN, Wako, Saitama 351-0198, Japan*

<sup>2</sup>*University of Tokyo, 7-3-1 Hongo, Bunkyo-ku, Tokyo 113-8656, Japan*

<sup>3</sup>*Center for Computational Material Science, Institute for Materials Research, Tohoku University, Sendai, Miyagi 980-8577, Japan*

(Dated: September 3, 2020)

## I. DETAILS OF VASP SETUP

The flags in the INCAR file are set as follows:

- First try: ENCUT= 520, EDIFF =  $10^{-8}$ , ISMEAR = 0, SIGMA = 0.02, NELM = 999, LSORBIT = True, LNONCOLLINEAR = True, NPAR = 4, LORBIT = 11, LORBMOM = True, MAGMOM= (*material dependent*)
- Second try: IALGO = 58, AMIX\_MAG = 0.1, BMIX\_MAG = 0.0001, ENCUT= 520, EDIFF =  $10^{-8}$ , ISMEAR = 0, SIGMA = 0.02, NELM = 999, LSORBIT = True, LNONCOLLINEAR = True, NPAR = 4, LORBIT = 11, LORBMOM = True, MAGMOM= (*material dependent*)
- Third try: IALGO = 58, ENCUT= 520, EDIFF =  $10^{-6}$ , ISMEAR = 0, SIGMA = 0.02, NELM = 999, LSORBIT = True, LNONCOLLINEAR = True, NPAR = 4, LORBIT = 11, LORBMOM = True, MAGMOM= (*material dependent*)
- Fourth try: IALGO = 58, AMIX\_MAG = 0.1, BMIX\_MAG = 0.0001, ENCUT= 520, EDIFF =  $10^{-6}$ , ISMEAR = 0, SIGMA = 0.02, NELM = 999, LSORBIT = True, LNONCOLLINEAR = True, NPAR = 4, LORBIT = 11, LORBMOM = True, MAGMOM= (*material dependent*)

Finally, in the rare cases that none of the above converge we chose the most stable setting by visual inspection of the OSZICAR file and reduced EDIFF as needed. We note that there has been no material, where this procedure failed to find a converged magnetic LSDA result with  $\text{EDIFF} \leq 10^{-5}$ .

## II. EXPERIMENTAL DATA

Table 1 contains a list of MAGNDATA [1] entries used in this study. Each 0.xxx.mcif label is linked to its web-entry [2] and the corresponding experimental reference. The purpose of Table 1 is to allow quick access to the experimental data. Furthermore, the inequivalent magnetic sites that constitute magnetic clusters are listed as well. For each cluster, the experimental on-site magnetic moment  $\mu_{\text{exp}}$ , the LSDA+CMP on-site magnetic moment  $\mu_{\text{th}}$  and the individual contribution from spin and orbital angular momentum in LSDA+CMP  $\mu_s$  and  $\mu_l$  are presented. The number of degrees of freedom, that is directly related to the number of magnetic configurations in the CMP basis, is given, as well as the number of active CMPs in the experimental magnetic configuration.

Note that some entries either lack  $\mu_{\text{exp}}$  or the number of active CMPs. This is because following the experimental references we could not validate some of the information due to various reasons. Some examples, where  $\mu_{\text{exp}}$  could not be confirmed, include among others: 0.110.mcif  $\text{Cr}_2\text{O}_3$ —here, the order was determined using second harmonic generation—0.113.mcif  $\text{NiCO}_3$ , 0.114.mcif  $\text{MnCO}_3$ —here, the magnetic moment was given an arbitrary value. On the other hand, there are entries, where the exact magnetic order could not be confirmed. For instance, 0.154.mcif  $\text{Er}_2\text{Ru}_2\text{O}_7$ , where MAGNDATA commented that not all possible alternative models seem to have been checked, or 0.155.mcif  $\text{CaMnGe}_2\text{O}_6$ , where there is some controversy around the proposed magnetic order [3, 4].

Table 1: Experimental data.

0.1.mcif LaMnO <sub>3</sub> Ref. [5]							
cluster	$\mu_{\text{exp}}$	$\mu_{\text{th}}$	$\mu_s$	$\mu_l$	active CMP	dgr. of freedom	
Mn	3.87	3.51	3.53	0.01	2	12	
0.3.mcif LiCa <sub>3</sub> OsO <sub>6</sub> Ref. [6]							
cluster	$\mu_{\text{exp}}$	$\mu_{\text{th}}$	$\mu_s$	$\mu_l$	active CMP	dgr. of freedom	
O	0.0	0.10	0.09	0.01	0	24	
Os	2.2	1.59	1.68	0.09	1	6	
0.4.mcif Cr <sub>2</sub> NiO <sub>4</sub> Ref. [7]							
cluster	$\mu_{\text{exp}}$	$\mu_{\text{th}}$	$\mu_s$	$\mu_l$	active CMP	dgr. of freedom	
Cr	1.40	2.67	2.69	0.02	2	12	
Ni	1.64	1.42	1.25	0.17	2	6	
0.5.mcif Cr <sub>2</sub> S <sub>3</sub> Ref. [8]							
cluster	$\mu_{\text{exp}}$	$\mu_{\text{th}}$	$\mu_s$	$\mu_l$	active CMP	dgr. of freedom	
Cr	1.19	2.64	2.66	0.02	2	3	
Cr	1.19	2.63	2.65	0.01	2	3	
Cr	1.19	2.64	2.66	0.02	2	6	
0.6.mcif YMnO <sub>3</sub> Ref. [9]							
cluster	$\mu_{\text{exp}}$	$\mu_{\text{th}}$	$\mu_s$	$\mu_l$	active CMP	dgr. of freedom	
Mn	2.90	3.45	3.47	0.02	2	18	
0.7.mcif ScMnO <sub>3</sub> Ref. [9]							
cluster	$\mu_{\text{exp}}$	$\mu_{\text{th}}$	$\mu_s$	$\mu_l$	active CMP	dgr. of freedom	
Mn	3.03	3.37	3.39	0.02	2	18	
0.9.mcif GdB <sub>4</sub> Ref. [10]							
cluster	$\mu_{\text{exp}}$	$\mu_{\text{th}}$	$\mu_s$	$\mu_l$	active CMP	dgr. of freedom	
Gd	7.14	6.91	6.83	0.07	1	12	
0.10.mcif DyFeO <sub>3</sub> Ref. [11]							
cluster	$\mu_{\text{exp}}$	$\mu_{\text{th}}$	$\mu_s$	$\mu_l$	active CMP	dgr. of freedom	
Dy	1.0	---	---	---	0	24	
Fe	1.04	---	---	---	0	24	
0.12.mcif U <sub>3</sub> (Al <sub>3</sub> Ru) <sub>4</sub> Ref. [12]							
cluster	$\mu_{\text{exp}}$	$\mu_{\text{th}}$	$\mu_s$	$\mu_l$	active CMP	dgr. of freedom	
U	2.50	1.09	1.50	2.59	5	18	
0.13.mcif Ca <sub>3</sub> MnCoO <sub>6</sub> Ref. [13]							
cluster	$\mu_{\text{exp}}$	$\mu_{\text{th}}$	$\mu_s$	$\mu_l$	active CMP	dgr. of freedom	
Co	0.66	0.02	0.02	0.0	1	6	
Mn	1.93	2.49	2.47	0.01	1	6	
0.15.mcif MnF <sub>2</sub> Ref. [14]							
cluster	$\mu_{\text{exp}}$	$\mu_{\text{th}}$	$\mu_s$	$\mu_l$	active CMP	dgr. of freedom	
Mn	4.6	4.53	4.53	0.00	1	6	
0.16.mcif EuTiO <sub>3</sub> Ref. [15]							
cluster	$\mu_{\text{exp}}$	$\mu_{\text{th}}$	$\mu_s$	$\mu_l$	active CMP	dgr. of freedom	
Eu	6.92	6.29	6.63	0.33	2	6	
0.17.mcif FePO <sub>4</sub> Ref. [16]							
cluster	$\mu_{\text{exp}}$	$\mu_{\text{th}}$	$\mu_s$	$\mu_l$	active CMP	dgr. of freedom	
Fe	4.15	3.98	3.96	0.01	3	12	
O	0.0	0.13	0.13	0.00	0	12	
O	0.0	0.12	0.12	0.0	0	12	

0.18.mcif Ba(MnAs) <sub>2</sub> Ref. [17]							
cluster	$\mu_{\text{exp}}$	$\mu_{\text{th}}$	$\mu_s$	$\mu_l$	active CMP	dgr. of freedom	
Mn	3.88	3.63	3.61	0.01	1	6	
0.19.mcif TiMnO <sub>3</sub> Ref. [18]							
cluster	$\mu_{\text{exp}}$	$\mu_{\text{th}}$	$\mu_s$	$\mu_l$	active CMP	dgr. of freedom	
Mn	4.55	4.34	4.34	0.00	1	6	
0.20.mcif MnTe <sub>2</sub> Ref. [19]							
cluster	$\mu_{\text{exp}}$	$\mu_{\text{th}}$	$\mu_s$	$\mu_l$	active CMP	dgr. of freedom	
Mn	4.27	4.07	4.03	0.03	1	12	
0.21.mcif NiPbO <sub>3</sub> Ref. [20]							
cluster	$\mu_{\text{exp}}$	$\mu_{\text{th}}$	$\mu_s$	$\mu_l$	active CMP	dgr. of freedom	
Ni	1.69	---	---	---	0	12	
0.22.mcif DyB <sub>4</sub> Ref. [21]							
cluster	$\mu_{\text{exp}}$	$\mu_{\text{th}}$	$\mu_s$	$\mu_l$	active CMP	dgr. of freedom	
Dy	9.8	8.45	4.65	3.79	1	12	
0.23.mcif Ca <sub>3</sub> Mn <sub>2</sub> O <sub>7</sub> Ref. [22]							
cluster	$\mu_{\text{exp}}$	$\mu_{\text{th}}$	$\mu_s$	$\mu_l$	active CMP	dgr. of freedom	
Mn	2.67	2.54	2.56	0.02	1	12	
0.24.mcif LiMnPO <sub>4</sub> Ref. [23]							
cluster	$\mu_{\text{exp}}$	$\mu_{\text{th}}$	$\mu_s$	$\mu_l$	active CMP	dgr. of freedom	
Mn	3.9	4.49	4.49	0.0	2	12	
0.25.mcif NaOsO <sub>3</sub> Ref. [24]							
cluster	$\mu_{\text{exp}}$	$\mu_{\text{th}}$	$\mu_s$	$\mu_l$	active CMP	dgr. of freedom	
Os	1.0	0.87	0.93	0.06	2	12	
0.26.mcif TmAgGe Ref. [25]							
cluster	$\mu_{\text{exp}}$	$\mu_{\text{th}}$	$\mu_s$	$\mu_l$	active CMP	dgr. of freedom	
Tm	6.44	---	---	---	0	24	
0.27.mcif Y(Fe <sub>2</sub> Ge) <sub>2</sub> Ref. [26]							
cluster	$\mu_{\text{exp}}$	$\mu_{\text{th}}$	$\mu_s$	$\mu_l$	active CMP	dgr. of freedom	
Fe	0.63	1.98	1.92	0.05	2	12	
Fe	0.63	1.96	1.90	0.06	2	12	
0.28.mcif LiFe(SiO <sub>3</sub> ) <sub>2</sub> Ref. [27]							
cluster	$\mu_{\text{exp}}$	$\mu_{\text{th}}$	$\mu_s$	$\mu_l$	active CMP	dgr. of freedom	
Fe	4.67	4.07	4.05	0.01	3	12	
O	0.0	0.15	0.15	0.0	0	12	
O	0.0	0.14	0.14	0.0	0	12	
O	0.0	0.14	0.14	0.00	0	12	
O	0.0	0.14	0.13	0.00	0	12	
0.30.mcif YbMnO <sub>3</sub> Ref. [28]							
cluster	$\mu_{\text{exp}}$	$\mu_{\text{th}}$	$\mu_s$	$\mu_l$	active CMP	dgr. of freedom	
Yb	0.0	1.15	0.36	0.79	0	12	
Mn	3.25	3.30	3.32	0.01	2	18	
0.36.mcif NiF <sub>2</sub> Ref. [29]							
cluster	$\mu_{\text{exp}}$	$\mu_{\text{th}}$	$\mu_s$	$\mu_l$	active CMP	dgr. of freedom	
Ni	2.00	1.76	1.57	0.18	2	6	

0.37.mcif U <sub>3</sub> Al <sub>2</sub> Si <sub>3</sub> Ref. [30]							
cluster	$\mu_{\text{exp}}$	$\mu_{\text{th}}$	$\mu_s$	$\mu_l$	active CMP	dgr. of freedom	
U	0.16	0.18	1.52	1.70	1	3	
U	0.16	0.16	1.49	1.64	1	3	
U	1.29	0.44	1.76	2.20	4	12	
0.39.mcif NaNd <sub>2</sub> RuO <sub>6</sub> Ref. [31]							
cluster	$\mu_{\text{exp}}$	$\mu_{\text{th}}$	$\mu_s$	$\mu_l$	active CMP	dgr. of freedom	
Nd	2.24	0.82	2.75	3.51	3	12	
Ru	1.61	1.53	1.46	0.07	2	6	
0.43.mcif HoMnO <sub>3</sub> Ref. [32]							
cluster	$\mu_{\text{exp}}$	$\mu_{\text{th}}$	$\mu_s$	$\mu_l$	active CMP	dgr. of freedom	
Ho	4.17	9.35	3.73	5.62	1	6	
Ho	1.31	9.32	3.75	5.57	1	12	
Mn	3.31	3.47	3.49	0.02	2	18	
0.45.mcif La <sub>2</sub> NiO <sub>4</sub> Ref. [33]							
cluster	$\mu_{\text{exp}}$	$\mu_{\text{th}}$	$\mu_s$	$\mu_l$	active CMP	dgr. of freedom	
Ni	1.68	1.28	1.15	0.12	2	12	
0.50.mcif TiMnO <sub>3</sub> Ref. [34]							
cluster	$\mu_{\text{exp}}$	$\mu_{\text{th}}$	$\mu_s$	$\mu_l$	active CMP	dgr. of freedom	
Mn	3.9	4.34	4.34	0.00	1	6	
0.56.mcif Ba <sub>2</sub> CoGe <sub>2</sub> O <sub>7</sub> Ref. [35]							
cluster	$\mu_{\text{exp}}$	$\mu_{\text{th}}$	$\mu_s$	$\mu_l$	active CMP	dgr. of freedom	
Co	2.89	2.74	2.52	0.21	2	6	
0.58.mcif Al <sub>2</sub> CoO <sub>4</sub> Ref. [36]							
cluster	$\mu_{\text{exp}}$	$\mu_{\text{th}}$	$\mu_s$	$\mu_l$	active CMP	dgr. of freedom	
Co	1.9	2.68	2.50	0.18	1	6	
0.64.mcif MnV <sub>2</sub> O <sub>4</sub> Ref. [37]							
cluster	$\mu_{\text{exp}}$	$\mu_{\text{th}}$	$\mu_s$	$\mu_l$	active CMP	dgr. of freedom	
Mn	4.2	4.21	4.20	0.00	1	6	
V	1.29	1.63	1.67	0.04	3	12	
0.66.mcif Fe <sub>2</sub> O <sub>3</sub> Ref. [38]							
cluster	$\mu_{\text{exp}}$	$\mu_{\text{th}}$	$\mu_s$	$\mu_l$	active CMP	dgr. of freedom	
Fe	4.22	3.58	3.56	0.02	2	12	
0.72.mcif CaMnBi <sub>2</sub> Ref. [39]							
cluster	$\mu_{\text{exp}}$	$\mu_{\text{th}}$	$\mu_s$	$\mu_l$	active CMP	dgr. of freedom	
Mn	3.73	3.95	3.86	0.09	1	6	
0.73.mcif SrMnBi <sub>2</sub> Ref. [39]							
cluster	$\mu_{\text{exp}}$	$\mu_{\text{th}}$	$\mu_s$	$\mu_l$	active CMP	dgr. of freedom	
Mn	3.75	4.01	3.91	0.09	1	6	
0.74.mcif Mn <sub>3</sub> CuN Ref. [40]							
cluster	$\mu_{\text{exp}}$	$\mu_{\text{th}}$	$\mu_s$	$\mu_l$	active CMP	dgr. of freedom	
Mn	2.47	2.91	2.90	0.01	---	---	
0.76.mcif Cr <sub>2</sub> TeO <sub>6</sub> Ref. [41]							
cluster	$\mu_{\text{exp}}$	$\mu_{\text{th}}$	$\mu_s$	$\mu_l$	active CMP	dgr. of freedom	
Cr	2.45	2.64	2.68	0.03	1	12	
0.77.mcif Tb <sub>2</sub> Ti <sub>2</sub> O <sub>7</sub> Ref. [42]							
cluster	$\mu_{\text{exp}}$	$\mu_{\text{th}}$	$\mu_s$	$\mu_l$	active CMP	dgr. of freedom	
Tb	---	---	---	---	7	12	



0.78.mcif Ni(NO <sub>3</sub> ) <sub>2</sub> Ref. [43]							
cluster	$\mu_{\text{exp}}$	$\mu_{\text{th}}$	$\mu_s$	$\mu_l$	active CMP	dgr. of freedom	
Ni	1.33	---	---	---	0	24	
Ni	1.33	---	---	---	0	24	
0.79.mcif CaIrO <sub>3</sub> Ref. [44]							
cluster	$\mu_{\text{exp}}$	$\mu_{\text{th}}$	$\mu_s$	$\mu_l$	active CMP	dgr. of freedom	
Ir	---	---	---	---	1	6	
0.80.mcif U <sub>2</sub> InPd <sub>2</sub> Ref. [45]							
cluster	$\mu_{\text{exp}}$	$\mu_{\text{th}}$	$\mu_s$	$\mu_l$	active CMP	dgr. of freedom	
U	1.40	1.10	1.60	2.70	1	12	
0.81.mcif U <sub>2</sub> SnPd <sub>2</sub> Ref. [45]							
cluster	$\mu_{\text{exp}}$	$\mu_{\text{th}}$	$\mu_s$	$\mu_l$	active CMP	dgr. of freedom	
U	1.89	1.06	1.66	2.73	1	12	
0.83.mcif LiFeP <sub>2</sub> O <sub>7</sub> Ref. [16]							
cluster	$\mu_{\text{exp}}$	$\mu_{\text{th}}$	$\mu_s$	$\mu_l$	active CMP	dgr. of freedom	
Fe	4.62	4.09	4.07	0.01	2	6	
O	0.0	0.10	0.10	0.00	0	6	
0.88.mcif LiNiPO <sub>4</sub> Ref. [46]							
cluster	$\mu_{\text{exp}}$	$\mu_{\text{th}}$	$\mu_s$	$\mu_l$	active CMP	dgr. of freedom	
Ni	2.22	1.72	1.53	0.19	2	12	
0.89.mcif Ba(MnBi) <sub>2</sub> Ref. [47]							
cluster	$\mu_{\text{exp}}$	$\mu_{\text{th}}$	$\mu_s$	$\mu_l$	active CMP	dgr. of freedom	
Mn	3.83	3.97	3.88	0.09	1	6	
0.95.mcif LiFePO <sub>4</sub> Ref. [16]							
cluster	$\mu_{\text{exp}}$	$\mu_{\text{th}}$	$\mu_s$	$\mu_l$	active CMP	dgr. of freedom	
Fe	4.19	3.72	3.55	0.17	1	12	
0.96.mcif CoSO <sub>4</sub> Ref. [48]							
cluster	$\mu_{\text{exp}}$	$\mu_{\text{th}}$	$\mu_s$	$\mu_l$	active CMP	dgr. of freedom	
Co	3.21	2.82	2.59	0.23	3	12	
0.97.mcif Fe(SbO <sub>2</sub> ) <sub>2</sub> Ref. [49]							
cluster	$\mu_{\text{exp}}$	$\mu_{\text{th}}$	$\mu_s$	$\mu_l$	active CMP	dgr. of freedom	
Fe	3.68	3.70	3.55	0.14	3	12	
0.101.mcif Mn <sub>2</sub> GeO <sub>4</sub> Ref. [50]							
cluster	$\mu_{\text{exp}}$	$\mu_{\text{th}}$	$\mu_s$	$\mu_l$	active CMP	dgr. of freedom	
Mn	3.02	4.43	4.43	0.0	2	12	
Mn	4.5	4.44	4.44	0.0	1	12	
0.105.mcif ErVO <sub>3</sub> Ref. [51]							
cluster	$\mu_{\text{exp}}$	$\mu_{\text{th}}$	$\mu_s$	$\mu_l$	active CMP	dgr. of freedom	
Er	8.2	6.89	2.41	4.47	1	12	
V	1.47	0.07	0.08	0.03	2	12	
0.106.mcif DyVO <sub>3</sub> Ref. [51]							
cluster	$\mu_{\text{exp}}$	$\mu_{\text{th}}$	$\mu_s$	$\mu_l$	active CMP	dgr. of freedom	
Dy	7.76	8.43	4.65	3.77	2	12	
V	1.45	1.68	1.70	0.03	2	12	
0.107.mcif Ho <sub>2</sub> Ge <sub>2</sub> O <sub>7</sub> Ref. [52]							
cluster	$\mu_{\text{exp}}$	$\mu_{\text{th}}$	$\mu_s$	$\mu_l$	active CMP	dgr. of freedom	
Ho	9.05	9.12	3.75	5.38	3	24	

0.109.mcif Mn <sub>3</sub> Pt Ref. [53]							
cluster	$\mu_{\text{exp}}$	$\mu_{\text{th}}$	$\mu_s$	$\mu_l$	active CMP	dgr. of freedom	
Mn	2.93	3.12	3.09	0.02	3	9	
0.110.mcif Cr <sub>2</sub> O <sub>3</sub> Ref. [54]							
cluster	$\mu_{\text{exp}}$	$\mu_{\text{th}}$	$\mu_s$	$\mu_l$	active CMP	dgr. of freedom	
Cr	---	---	---	---	1	12	
0.111.mcif Nb <sub>2</sub> Co <sub>4</sub> O <sub>9</sub> Ref. [55]							
cluster	$\mu_{\text{exp}}$	$\mu_{\text{th}}$	$\mu_s$	$\mu_l$	active CMP	dgr. of freedom	
Co	3.0	2.62	2.43	0.19	1	12	
Co	3.0	2.77	2.38	0.38	1	12	
0.112.mcif FeBO <sub>3</sub> Ref. [56]							
cluster	$\mu_{\text{exp}}$	$\mu_{\text{th}}$	$\mu_s$	$\mu_l$	active CMP	dgr. of freedom	
Fe	4.7	3.91	3.89	0.02	1	6	
0.113.mcif NiCO <sub>3</sub> Ref. [57]							
cluster	$\mu_{\text{exp}}$	$\mu_{\text{th}}$	$\mu_s$	$\mu_l$	active CMP	dgr. of freedom	
Ni	---	---	---	---	1	6	
0.114.mcif CoCO <sub>3</sub> Ref. [58]							
cluster	$\mu_{\text{exp}}$	$\mu_{\text{th}}$	$\mu_s$	$\mu_l$	active CMP	dgr. of freedom	
Co	---	---	---	---	1	6	
0.115.mcif MnCO <sub>3</sub> Ref. [59]							
cluster	$\mu_{\text{exp}}$	$\mu_{\text{th}}$	$\mu_s$	$\mu_l$	active CMP	dgr. of freedom	
Mn	---	---	---	---	1	6	
0.116.mcif FeCO <sub>3</sub> Ref. [60]							
cluster	$\mu_{\text{exp}}$	$\mu_{\text{th}}$	$\mu_s$	$\mu_l$	active CMP	dgr. of freedom	
Fe	---	---	---	---	1	6	
0.117.mcif LuFeO <sub>3</sub> Ref. [61]							
cluster	$\mu_{\text{exp}}$	$\mu_{\text{th}}$	$\mu_s$	$\mu_l$	active CMP	dgr. of freedom	
Fe	2.90	3.64	3.61	0.05	2	18	
O	0.0	0.12	0.12	0.00	0	18	
0.118.mcif Ba <sub>5</sub> Co <sub>5</sub> ClO <sub>13</sub> Ref. [62]							
cluster	$\mu_{\text{exp}}$	$\mu_{\text{th}}$	$\mu_s$	$\mu_l$	active CMP	dgr. of freedom	
Co	0.61	0.69	0.63	0.05	1	12	
Co	2.21	2.67	2.59	0.08	1	12	
Co	0.35	0.23	0.19	0.04	1	6	
O	0.0	0.26	0.26	0.00	0	36	
0.119.mcif CoSe <sub>2</sub> O <sub>5</sub> Ref. [63]							
cluster	$\mu_{\text{exp}}$	$\mu_{\text{th}}$	$\mu_s$	$\mu_l$	active CMP	dgr. of freedom	
Co	3.20	2.82	2.55	0.27	2	12	
0.121.mcif Li <sub>2</sub> Co(SO <sub>4</sub> ) <sub>2</sub> Ref. [64]							
cluster	$\mu_{\text{exp}}$	$\mu_{\text{th}}$	$\mu_s$	$\mu_l$	active CMP	dgr. of freedom	
Co	3.33	2.90	2.62	0.28	3	6	
0.122.mcif Li <sub>2</sub> Mn(SO <sub>4</sub> ) <sub>2</sub> Ref. [64]							
cluster	$\mu_{\text{exp}}$	$\mu_{\text{th}}$	$\mu_s$	$\mu_l$	active CMP	dgr. of freedom	
Mn	4.58	4.52	4.52	0.0	3	6	
0.125.mcif MnGeO <sub>3</sub> Ref. [65]							
cluster	$\mu_{\text{exp}}$	$\mu_{\text{th}}$	$\mu_s$	$\mu_l$	active CMP	dgr. of freedom	
Ge	0.0	0.10	0.10	0.00	0	6	
Mn	4.6	3.65	3.66	0.00	1	6	

0.126.mcif NpCo <sub>2</sub> Ref. [66]							
cluster	$\mu_{\text{exp}}$	$\mu_{\text{th}}$	$\mu_s$	$\mu_l$	active CMP	dgr. of freedom	
Np	0.5	0.04	1.35	1.31	1	6	
0.128.mcif FeSO <sub>4</sub> F Ref. [67]							
cluster	$\mu_{\text{exp}}$	$\mu_{\text{th}}$	$\mu_s$	$\mu_l$	active CMP	dgr. of freedom	
Fe	4.32	4.06	4.04	0.01	1	6	
0.130.mcif Cu <sub>3</sub> Mo <sub>2</sub> O <sub>9</sub> Ref. [68]							
cluster	$\mu_{\text{exp}}$	$\mu_{\text{th}}$	$\mu_s$	$\mu_l$	active CMP	dgr. of freedom	
Cu	0.08	---	---	---	2	12	
Cu	0.62	0.62	0.52	0.09	2	12	
Cu	0.62	0.55	0.51	0.03	2	12	
O	0.0	0.22	0.22	0.00	0	12	
0.131.mcif Mn(C <sub>2</sub> N <sub>3</sub> ) <sub>2</sub> Ref. [69]							
cluster	$\mu_{\text{exp}}$	$\mu_{\text{th}}$	$\mu_s$	$\mu_l$	active CMP	dgr. of freedom	
Mn	5.01	4.41	4.42	0.00	1	6	
0.132.mcif Fe(C <sub>2</sub> N <sub>3</sub> ) <sub>2</sub> Ref. [69]							
cluster	$\mu_{\text{exp}}$	$\mu_{\text{th}}$	$\mu_s$	$\mu_l$	active CMP	dgr. of freedom	
Fe	4.11	3.73	3.51	0.22	2	6	
0.133.mcif Ni <sub>3</sub> B <sub>7</sub> ClO <sub>13</sub> Ref. [70]							
cluster	$\mu_{\text{exp}}$	$\mu_{\text{th}}$	$\mu_s$	$\mu_l$	active CMP	dgr. of freedom	
Ni	1.65	1.79	1.56	0.23	1	12	
Ni	0.79	1.70	1.47	0.23	1	12	
Ni	0.79	0.16	0.11	0.07	1	12	
0.137.mcif V <sub>2</sub> Cu <sub>2</sub> O <sub>7</sub> Ref. [71]							
cluster	$\mu_{\text{exp}}$	$\mu_{\text{th}}$	$\mu_s$	$\mu_l$	active CMP	dgr. of freedom	
Cu	0.93	0.54	0.48	0.06	2	12	
0.138.mcif CrBiO <sub>3</sub> Ref. [72]							
cluster	$\mu_{\text{exp}}$	$\mu_{\text{th}}$	$\mu_s$	$\mu_l$	active CMP	dgr. of freedom	
Cr	2.04	2.63	2.67	0.04	1	6	
Cr	2.04	2.64	2.68	0.04	1	6	
0.140.mcif Lu(Fe <sub>2</sub> Ge) <sub>2</sub> Ref. [73]							
cluster	$\mu_{\text{exp}}$	$\mu_{\text{th}}$	$\mu_s$	$\mu_l$	active CMP	dgr. of freedom	
Fe	0.44	1.93	1.86	0.06	2	12	
Fe	0.44	1.79	1.73	0.05	2	12	
0.141.mcif TbGe <sub>2</sub> Ref. [74]							
cluster	$\mu_{\text{exp}}$	$\mu_{\text{th}}$	$\mu_s$	$\mu_l$	active CMP	dgr. of freedom	
Tb	7.55	7.73	5.74	1.99	1	6	
Tb	9.45	7.73	5.81	1.92	1	6	
0.142.mcif Fe <sub>2</sub> TeO <sub>6</sub> Ref. [75]							
cluster	$\mu_{\text{exp}}$	$\mu_{\text{th}}$	$\mu_s$	$\mu_l$	active CMP	dgr. of freedom	
Fe	4.19	3.82	3.79	0.02	1	12	
0.143.mcif Cr <sub>2</sub> TeO <sub>6</sub> Ref. [75]							
cluster	$\mu_{\text{exp}}$	$\mu_{\text{th}}$	$\mu_s$	$\mu_l$	active CMP	dgr. of freedom	
Cr	2.45	2.64	2.68	0.03	1	12	
0.146.mcif EuZrO <sub>3</sub> Ref. [76]							
cluster	$\mu_{\text{exp}}$	$\mu_{\text{th}}$	$\mu_s$	$\mu_l$	active CMP	dgr. of freedom	
Eu	7.3	6.67	6.75	0.08	2	12	

0.148.mcif LiLa <sub>2</sub> RuO <sub>6</sub> Ref. [77]							
cluster	$\mu_{\text{exp}}$	$\mu_{\text{th}}$	$\mu_s$	$\mu_l$	active CMP	dgr. of freedom	
Ru	2.20	1.82	1.84	0.01	2	6	
O	0.0	0.12	0.11	0.00	0	12	
O	0.0	0.11	0.11	0.00	0	12	
O	0.0	0.10	0.10	0.00	0	12	
0.149.mcif Nd <sub>3</sub> (Al <sub>3</sub> Ru) <sub>4</sub> Ref. [78]							
cluster	$\mu_{\text{exp}}$	$\mu_{\text{th}}$	$\mu_s$	$\mu_l$	active CMP	dgr. of freedom	
Nd	2.09	0.19	3.22	3.41	2	18	
Ru	0.0	0.13	0.11	0.01	0	18	
0.150.mcif NiS <sub>2</sub> Ref. [79]							
cluster	$\mu_{\text{exp}}$	$\mu_{\text{th}}$	$\mu_s$	$\mu_l$	active CMP	dgr. of freedom	
Ni	0.98	0.47	0.44	0.03	1	12	
0.154.mcif Er <sub>2</sub> Ru <sub>2</sub> O <sub>7</sub> Ref. [80]							
cluster	$\mu_{\text{exp}}$	$\mu_{\text{th}}$	$\mu_s$	$\mu_l$	active CMP	dgr. of freedom	
Er	4.5	7.56	2.66	4.89	---	---	
Ru	2.0	1.36	1.23	0.12	---	---	
0.155.mcif CaMn(GeO <sub>3</sub> ) <sub>2</sub> Ref. [4]							
cluster	$\mu_{\text{exp}}$	$\mu_{\text{th}}$	$\mu_s$	$\mu_l$	active CMP	dgr. of freedom	
Mn	4.18	4.43	4.43	0.0	---	---	
0.157.mcif Yb <sub>2</sub> Sn <sub>2</sub> O <sub>7</sub> Ref. [81]							
cluster	$\mu_{\text{exp}}$	$\mu_{\text{th}}$	$\mu_s$	$\mu_l$	active CMP	dgr. of freedom	
O	0.0	0.09	0.12	0.02	0	6	
Yb	1.04	1.54	0.53	1.01	2	12	
0.158.mcif Yb <sub>2</sub> Ti <sub>2</sub> O <sub>7</sub> Ref. [82]							
cluster	$\mu_{\text{exp}}$	$\mu_{\text{th}}$	$\mu_s$	$\mu_l$	active CMP	dgr. of freedom	
Yb	0.89	1.54	0.53	1.00	2	12	
0.159.mcif DyCoO <sub>3</sub> Ref. [83]							
cluster	$\mu_{\text{exp}}$	$\mu_{\text{th}}$	$\mu_s$	$\mu_l$	active CMP	dgr. of freedom	
Dy	9.08	8.83	4.73	4.12	2	12	
0.160.mcif TbCoO <sub>3</sub> Ref. [83]							
cluster	$\mu_{\text{exp}}$	$\mu_{\text{th}}$	$\mu_s$	$\mu_l$	active CMP	dgr. of freedom	
Tb	8.26	7.69	5.74	1.95	2	12	
Co	0.0	0.15	0.14	0.00	0	12	
0.163.mcif MnPS <sub>3</sub> Ref. [84]							
cluster	$\mu_{\text{exp}}$	$\mu_{\text{th}}$	$\mu_s$	$\mu_l$	active CMP	dgr. of freedom	
Mn	4.43	4.25	4.25	0.00	2	6	
0.164.mcif Y <sub>2</sub> MnCoO <sub>6</sub> Ref. [85]							
cluster	$\mu_{\text{exp}}$	$\mu_{\text{th}}$	$\mu_s$	$\mu_l$	active CMP	dgr. of freedom	
Mn	---	---	---	---	3	6	
Co	---	---	---	---	3	6	
0.165.mcif SrMnVHO <sub>5</sub> Ref. [86]							
cluster	$\mu_{\text{exp}}$	$\mu_{\text{th}}$	$\mu_s$	$\mu_l$	active CMP	dgr. of freedom	
Mn	3.31	4.34	4.34	0.00	3	6	
Mn	3.31	4.34	4.34	0.00	3	6	
0.167.mcif Nd <sub>3</sub> Mg <sub>2</sub> Sb <sub>3</sub> O <sub>14</sub> Ref. [87]							
cluster	$\mu_{\text{exp}}$	$\mu_{\text{th}}$	$\mu_s$	$\mu_l$	active CMP	dgr. of freedom	
Nd	1.78	0.73	2.96	3.69	4	9	

0.168.mcif Fe <sub>2</sub> H <sub>4</sub> NF <sub>6</sub> Ref. [88]						
cluster	$\mu_{\text{exp}}$	$\mu_{\text{th}}$	$\mu_s$	$\mu_l$	active CMP	dgr. of freedom
Fe	4.12	3.93	3.81	0.12	3	12
Fe	3.12	4.09	3.92	0.16	1	12
0.169.mcif U <sub>3</sub> As <sub>4</sub> Ref. [89]						
cluster	$\mu_{\text{exp}}$	$\mu_{\text{th}}$	$\mu_s$	$\mu_l$	active CMP	dgr. of freedom
U	1.90	0.66	1.69	2.36	6	18
0.170.mcif U <sub>3</sub> P <sub>4</sub> Ref. [89]						
cluster	$\mu_{\text{exp}}$	$\mu_{\text{th}}$	$\mu_s$	$\mu_l$	active CMP	dgr. of freedom
U	1.47	0.43	1.61	2.04	6	18
0.171.mcif DyScO <sub>3</sub> Ref. [90]						
cluster	$\mu_{\text{exp}}$	$\mu_{\text{th}}$	$\mu_s$	$\mu_l$	active CMP	dgr. of freedom
Dy	9.46	8.88	4.77	4.12	2	12
0.173.mcif Pr <sub>3</sub> (Al <sub>3</sub> Ru) <sub>4</sub> Ref. [91]						
cluster	$\mu_{\text{exp}}$	$\mu_{\text{th}}$	$\mu_s$	$\mu_l$	active CMP	dgr. of freedom
Pr	---	---	---	---	2	18
0.177.mcif Mn <sub>3</sub> GaN Ref. [92]						
cluster	$\mu_{\text{exp}}$	$\mu_{\text{th}}$	$\mu_s$	$\mu_l$	active CMP	dgr. of freedom
Mn	1.17	2.59	2.57	0.01	3	9
0.178.mcif CoF <sub>2</sub> Ref. [93]						
cluster	$\mu_{\text{exp}}$	$\mu_{\text{th}}$	$\mu_s$	$\mu_l$	active CMP	dgr. of freedom
Co	2.6	2.91	2.62	0.29	1	6
0.180.mcif MnPSe <sub>3</sub> Ref. [94]						
cluster	$\mu_{\text{exp}}$	$\mu_{\text{th}}$	$\mu_s$	$\mu_l$	active CMP	dgr. of freedom
Mn	4.74	4.22	4.20	0.01	1	6
0.187.mcif CeMnAsO Ref. [95]						
cluster	$\mu_{\text{exp}}$	$\mu_{\text{th}}$	$\mu_s$	$\mu_l$	active CMP	dgr. of freedom
Ce	0.7	0.41	0.60	1.01	1	6
Mn	3.3	3.53	3.48	0.05	1	6
0.189.mcif CeMn <sub>2</sub> (GeO <sub>3</sub> ) <sub>4</sub> Ref. [96]						
cluster	$\mu_{\text{exp}}$	$\mu_{\text{th}}$	$\mu_s$	$\mu_l$	active CMP	dgr. of freedom
Mn	4.61	4.41	4.41	0.00	2	12
0.191.mcif BaCuF <sub>4</sub> Ref. [97]						
cluster	$\mu_{\text{exp}}$	$\mu_{\text{th}}$	$\mu_s$	$\mu_l$	active CMP	dgr. of freedom
Cu	0.83	---	---	---	0	6
0.192.mcif RbFe <sub>2</sub> F <sub>6</sub> Ref. [98]						
cluster	$\mu_{\text{exp}}$	$\mu_{\text{th}}$	$\mu_s$	$\mu_l$	active CMP	dgr. of freedom
Fe	3.99	4.06	3.93	0.12	1	12
Fe	4.29	3.93	3.84	0.10	3	12
0.193.mcif LiCoPO <sub>4</sub> Ref. [99]						
cluster	$\mu_{\text{exp}}$	$\mu_{\text{th}}$	$\mu_s$	$\mu_l$	active CMP	dgr. of freedom
Co	---	---	---	---	1	12
0.194.mcif U(SiPt) <sub>2</sub> Ref. [100]						
cluster	$\mu_{\text{exp}}$	$\mu_{\text{th}}$	$\mu_s$	$\mu_l$	active CMP	dgr. of freedom
U	1.67	0.86	1.66	2.52	1	6

0.198.mcif GdVO <sub>4</sub> Ref. [101]							
cluster	$\mu_{\text{exp}}$	$\mu_{\text{th}}$	$\mu_s$	$\mu_l$	active CMP	dgr. of freedom	
Gd	7.0	6.87	6.83	0.03	1	6	
0.199.mcif Mn <sub>3</sub> Sn Ref. [102]							
cluster	$\mu_{\text{exp}}$	$\mu_{\text{th}}$	$\mu_s$	$\mu_l$	active CMP	dgr. of freedom	
Mn	2.99	3.18	3.15	0.03	3	18	
0.203.mcif Mn <sub>3</sub> Ge Ref. [103]							
cluster	$\mu_{\text{exp}}$	$\mu_{\text{th}}$	$\mu_s$	$\mu_l$	active CMP	dgr. of freedom	
Mn	2.99	2.74	2.71	0.02	---	---	
0.204.mcif Ca <sub>2</sub> MnReO <sub>6</sub> Ref. [104]							
cluster	$\mu_{\text{exp}}$	$\mu_{\text{th}}$	$\mu_s$	$\mu_l$	active CMP	dgr. of freedom	
Mn	4.33	4.17	4.14	0.05	3	6	
Re	0.21	0.20	0.46	0.25	2	6	
0.211.mcif Ca <sub>2</sub> MnO <sub>4</sub> Ref. [105]							
cluster	$\mu_{\text{exp}}$	$\mu_{\text{th}}$	$\mu_s$	$\mu_l$	active CMP	dgr. of freedom	
Mn	2.4	2.54	2.56	0.02	1	12	
0.212.mcif Sr <sub>2</sub> Mn <sub>3</sub> (AsO) <sub>2</sub> Ref. [106]							
cluster	$\mu_{\text{exp}}$	$\mu_{\text{th}}$	$\mu_s$	$\mu_l$	active CMP	dgr. of freedom	
Mn	3.4	3.55	3.53	0.01	1	6	
0.215.mcif BaNi <sub>2</sub> (PO <sub>4</sub> ) <sub>2</sub> Ref. [107]							
cluster	$\mu_{\text{exp}}$	$\mu_{\text{th}}$	$\mu_s$	$\mu_l$	active CMP	dgr. of freedom	
Ni	2.00	1.72	1.55	0.17	2	6	
0.219.mcif Co <sub>2</sub> SiO <sub>4</sub> Ref. [108]							
cluster	$\mu_{\text{exp}}$	$\mu_{\text{th}}$	$\mu_s$	$\mu_l$	active CMP	dgr. of freedom	
Co	3.87	2.59	2.40	0.18	3	12	
Co	3.35	2.76	2.54	0.22	1	12	
O	0.0	0.12	0.12	0.0	0	12	
0.220.mcif Mn <sub>2</sub> SiO <sub>4</sub> Ref. [109]							
cluster	$\mu_{\text{exp}}$	$\mu_{\text{th}}$	$\mu_s$	$\mu_l$	active CMP	dgr. of freedom	
Mn	3.84	4.44	4.44	0.0	3	12	
Mn	4.67	4.45	4.45	0.0	2	12	
0.221.mcif Fe <sub>2</sub> SiO <sub>4</sub> Ref. [110]							
cluster	$\mu_{\text{exp}}$	$\mu_{\text{th}}$	$\mu_s$	$\mu_l$	active CMP	dgr. of freedom	
Fe	4.44	3.57	3.46	0.11	3	12	
Fe	4.4	3.73	3.59	0.14	1	12	
O	0.0	0.10	0.10	0.0	0	12	
0.222.mcif MnCuAs Ref. [111]							
cluster	$\mu_{\text{exp}}$	$\mu_{\text{th}}$	$\mu_s$	$\mu_l$	active CMP	dgr. of freedom	
Mn	3.6	3.68	3.67	0.01	1	6	
0.228.mcif TbCo <sub>2</sub> Ref. [112]							
cluster	$\mu_{\text{exp}}$	$\mu_{\text{th}}$	$\mu_s$	$\mu_l$	active CMP	dgr. of freedom	
Co	1.19	1.28	1.16	0.12	1	9	
Co	1.3	1.28	1.11	0.17	1	3	
Tb	8.3	7.10	5.61	1.49	1	6	
0.229.mcif Ba <sub>2</sub> MnSi <sub>2</sub> O <sub>7</sub> Ref. [113]							
cluster	$\mu_{\text{exp}}$	$\mu_{\text{th}}$	$\mu_s$	$\mu_l$	active CMP	dgr. of freedom	
Mn	4.1	4.39	4.39	0.0	1	6	

0.230.mcif $\text{K}_2\text{CoP}_2\text{O}_7$ Ref. [114]							
cluster	$\mu_{\text{exp}}$	$\mu_{\text{th}}$	$\mu_s$	$\mu_l$	active CMP	dgr. of freedom	
Co	3.03	2.77	2.55	0.21	1	12	
0.235.mcif $\text{PrMn}_2\text{SbO}_6$ Ref. [115]							
cluster	$\mu_{\text{exp}}$	$\mu_{\text{th}}$	$\mu_s$	$\mu_l$	active CMP	dgr. of freedom	
Pr	2.2	1.63	1.93	3.56	1	12	
Mn	5.1	4.43	4.43	0.0	1	6	
Mn	5.1	4.44	4.44	0.00	1	6	
Mn	5.1	4.41	4.40	0.00	1	12	
0.236.mcif $\text{Ca}(\text{Al}_2\text{Fe})_4$ Ref. [116]							
cluster	$\mu_{\text{exp}}$	$\mu_{\text{th}}$	$\mu_s$	$\mu_l$	active CMP	dgr. of freedom	
Fe	0.71	3.26	3.11	0.15	2	12	
0.237.mcif $\text{Er}_2\text{Sn}_2\text{O}_7$ Ref. [117]							
cluster	$\mu_{\text{exp}}$	$\mu_{\text{th}}$	$\mu_s$	$\mu_l$	active CMP	dgr. of freedom	
Er	4.38	7.87	2.72	5.14	1	12	
0.238.mcif $\text{Er}_2\text{Pt}_2\text{O}_7$ Ref. [118]							
cluster	$\mu_{\text{exp}}$	$\mu_{\text{th}}$	$\mu_s$	$\mu_l$	active CMP	dgr. of freedom	
Er	4.80	7.73	2.70	5.03	1	12	
0.239.mcif $\text{LiCa}_3\text{RuO}_6$ Ref. [119]							
cluster	$\mu_{\text{exp}}$	$\mu_{\text{th}}$	$\mu_s$	$\mu_l$	active CMP	dgr. of freedom	
O	0.0	0.10	0.1	0.00	0	24	
Ru	2.8	1.78	1.80	0.02	1	6	
0.290.mcif $\text{CeCu}_2$ Ref. [120]							
cluster	$\mu_{\text{exp}}$	$\mu_{\text{th}}$	$\mu_s$	$\mu_l$	active CMP	dgr. of freedom	
Ce	0.33	0.04	0.31	0.36	1	6	
0.318.mcif $\text{Tm}_2\text{MnCoO}_6$ Ref. [121]							
cluster	$\mu_{\text{exp}}$	$\mu_{\text{th}}$	$\mu_s$	$\mu_l$	active CMP	dgr. of freedom	
Tm	2.17	5.03	1.62	3.40	3	12	
Mn	2.82	3.35	3.38	0.03	2	6	
Co	2.82	0.14	0.11	0.04	2	6	
0.408.mcif $\text{PrSi}$ Ref. [122]							
cluster	$\mu_{\text{exp}}$	$\mu_{\text{th}}$	$\mu_s$	$\mu_l$	active CMP	dgr. of freedom	
Pr	2.80	0.11	2.23	2.15	2	12	
0.409.mcif $\text{TmNi}$ Ref. [123]							
cluster	$\mu_{\text{exp}}$	$\mu_{\text{th}}$	$\mu_s$	$\mu_l$	active CMP	dgr. of freedom	
Tm	5.89	4.35	1.35	2.99	2	12	

### III. CMP BASIS, MAGNETIC DOMAINS AND LINEAR COMBINATIONS

Let us take  $\text{YMnO}_3$  as an example material. The experimental details can be found in Table 1 or at the MAGNDATA entry 0.3.mcif. Figure 1 shows 18 magnetic configurations that are in the CMP basis of  $\text{YMnO}_3$ . In other words, these 18 magnetic configurations span the space of possible magnetic configurations on the Mn-cluster in  $\text{YMnO}_3$ . The basis elements are ordered by their expansion order from 1 to 6. The Gram–Schmidt procedure leads to no basis element at order 5. The magnetic configurations within one box—additionally to having the same order—also share the same irreducible representation.

Following our proposed heuristic rule, we now construct equally weighted linear combinations of CMP basis elements that have the same order and same irreducible representation. As we have 6 pairs that fulfill this condition, this leads to additional 12 magnetic configurations. In each instance we consider the sum and the difference. The resulting configurations for the first order (red box in Figure 1) are shown in Figure 2. The upper (lower) row shows the

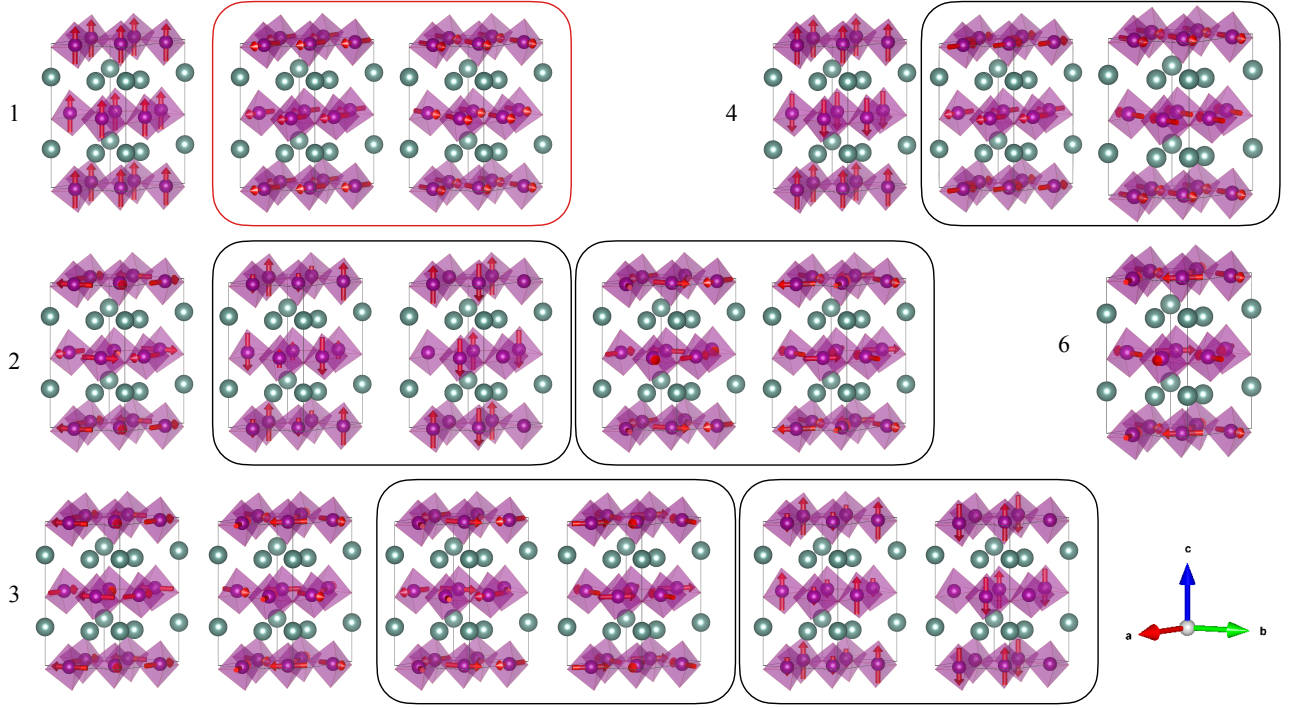


FIG. 1. Magnetic configurations in the CMP basis of  $\text{YMnO}_3$ .

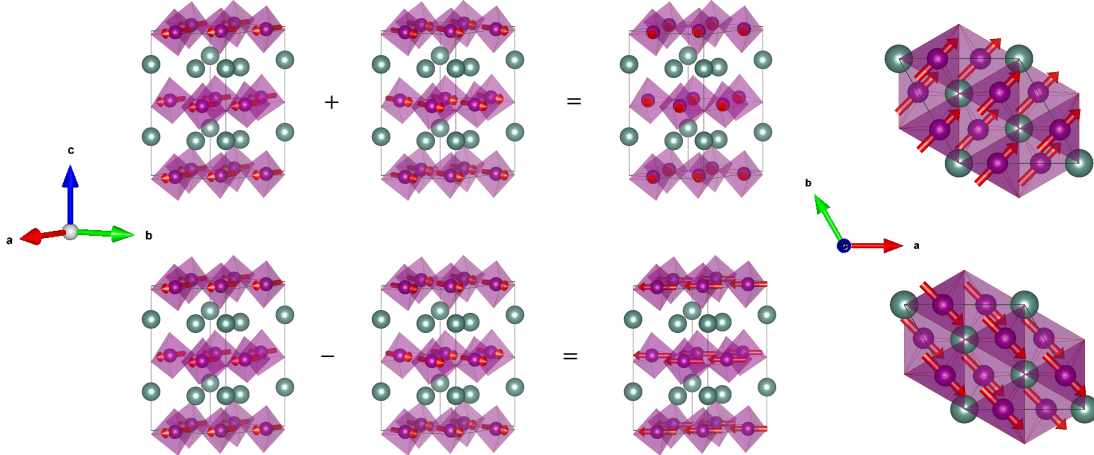


FIG. 2. Magnetic configurations corresponding to equally weighted linear combinations of CMPs with order 1 and same irreducible representation for  $\text{YMnO}_3$ .

addition (subtraction) of CMPs. The last column provides a top view of the resulting structure.

In the following we will see that the top and the bottom resulting configuration are actually redundant. This is because they are different domains of the same underlying magnetic configuration. Let us use this example to understand the notion of magnetic domains.

A magnetic domain corresponds to one possible realization of a magnetic configuration in a structure. Given the paramagnetic unit cell of a material, the set of all possible symmetry operations yields the space group (spg). In a magnetic material the spg of the paramagnetic system is often called parent spg, in contrast to the magnetic space group (mspg). The mspg contains all symmetry operations that consist of rotations, translations and time reversal, which leave the magnetic unit cell invariant. When we apply an spg operation, which is not element of the mspg, we



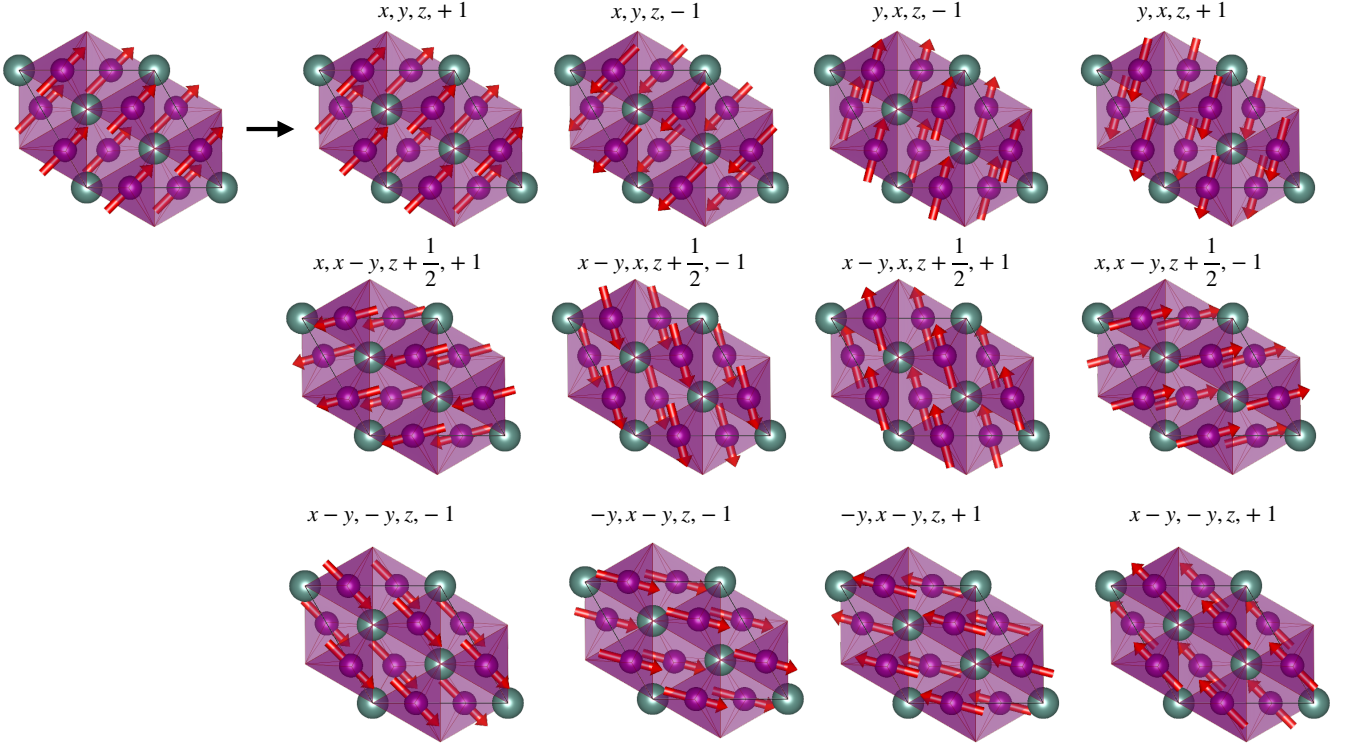


FIG. 3. Magnetic configurations corresponding to domains derived from the upper left configuration by application of the operation labeling the resulting magnetic configuration. The example material is  $\text{YMnO}_3$ .

obtain a different magnetic domain, but we explicitly do not change the magnetic structure.

Figure 3 presents all possible domains obtained for one magnetic configuration. The starting point is the magnetic configuration we obtained in the top row of Figure 2. Then, an operation which is element of the parent spg combined with both positive and negative time reversal symmetry is applied. The specific operation is written on top of each resulting configuration. Here, the operation is given in BNS setting as used by the Bilbao Crystallographic Server [124]. The careful reader may have noticed that the magnetic configuration obtained by application of  $(x - y, -y, z, -1)$  exactly agrees with the magnetic configuration we obtained in the bottom row of Figure 2. In other words, these two candidates are redundant. We expect the LSDA result for both initial guesses to yield the exactly the same result up to numerical uncertainty. Therefore, the list of initial guesses should be screened for such redundant configurations within both the CMP basis and the additional linear combinations in order to avoid unnecessary computational cost.

#### IV. REPRODUCIBILITY

One of the core values of science as a whole is the reproducibility of a result. Especially in big data and high-throughput calculations, the meaning of reproducibility is different than in fields such as classical mechanics. Therefore, let us define reproducibility in the context of this study.

In Section III we have discussed that LSDA calculations starting from the same magnetic configuration are expected to yield the same converged result up to numerical uncertainty. Furthermore, we have introduced the notion of redundant candidates, that is two magnetic configurations which correspond to different magnetic domains of the same underlying magnetic structure. Neither the CMP basis nor the additional linear combinations that are introduced to create an exhaustive list of candidate magnetic configurations is generally free of such a redundancy. Without loss of exhaustiveness it is possible to avoid additional computational cost by excluding redundant candidates and only perform LSDA for unique candidates. In other words, it is sufficient to pick one realization of a magnetic structure and include it in the list of candidate magnetic configurations.

In this study, we did not filter the redundant candidates. This offers the opportunity to measure the reproducibility. We define reproducibility as the probability to end up in the same local minimum under the condition that the initial candidates are equivalent up to their domain. Figure 4 visualizes how the reproducibility is computed.

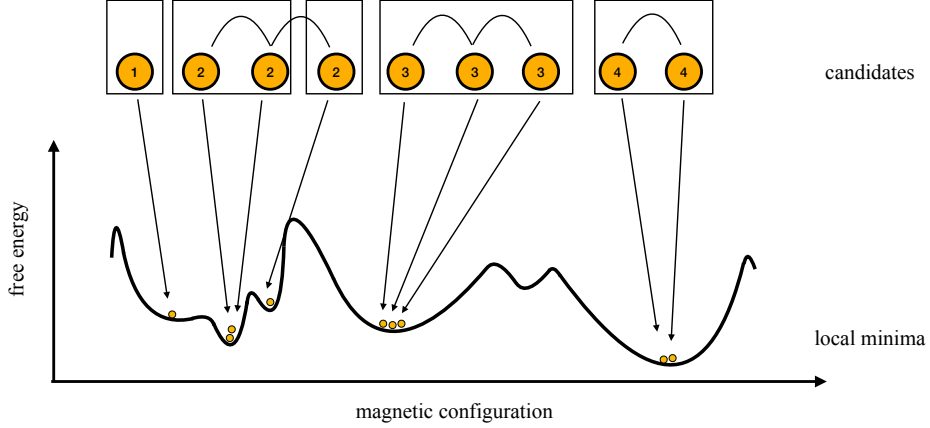


FIG. 4. Reproducibility.

For a given material, the list of candidates is generated, represented by yellow circles. Then each magnetic structure is given a unique number. Candidates with the same number hence correspond to different domains of the same magnetic structure. In the following this is referred to as candidate group. Independent LSDA calculations let each candidate fall into a local minimum in the LSDA total free energy landscape. For the converged magnetic configuration, again all possible domains are constructed. If two LSDA results are equivalent up to their domain, they are said to have fallen into the same local minimum. This is represented by boxes in Figure 4.

If we assume a bond between each candidate within a candidate group, then we expect these bonds to hold even after the LSDA calculation. In other words, each candidate group should map to one local minimum. This is the case for the magnetic structures labeled 3 and 4 in Figure 4. On the other hand, if candidates are at a very unstable initial position or many narrow local minima are present, then numerical uncertainty might indeed be enough impetus to converge to different magnetic structures. This is shown for the magnetic structures labeled 2 in Figure 4, where one of the bonds is severed. The reproducibility of one candidate group ( $g$ ) is defined as

$$r_g = \frac{b_{\text{us}}^{(g)}}{b_{\text{tot}}^{(g)}}, \quad (1)$$

where  $b_{\text{tot}}$  is the total number of bonds and  $b_{\text{us}}$  is the number of unsevered bonds. Clearly, the magnetic structure labeled 1 in Figure 4 is not a candidate group of its own and is disregarded in the discussion about reproducibility. Finally, for the whole database we compute the expectation value of the reproducibility by summing over all entries and all candidate groups

$$\langle r \rangle = \sum_{\text{entries}} \left( \sum_g r_g \right) \quad (2)$$

- 
- [1] S. V. Gallego, J. M. Perez-Mato, L. Elcoro, E. S. Tasci, R. M. Hanson, M. I. Aroyo, and G. Madariaga, *Journal of Applied Crystallography* **49**, 1941 (2016).
  - [2] MAGNDATA (2020).
  - [3] L. Ding, C. V. Colin, C. Darie, J. Robert, F. Gay, and P. Bordet, *Physical Review B* **93**, 064423 (2016).
  - [4] G. J. Redhammer, G. Roth, W. Treutmann, W. Paulus, G. André, C. Pietzonka, and G. Amthauer, *Journal of Solid State Chemistry* **181**, 3163 (2008).
  - [5] F. Moussa, M. Hennion, J. Rodriguez-Carvajal, H. Moudden, L. Pinsard, and A. Revcolevschi, *Physical Review B* **54**, 15149 (1996).
  - [6] S. Calder, M. D. Lumsden, V. O. Garlea, J. W. Kim, Y. G. Shi, H. L. Feng, K. Yamaura, and A. D. Christianson, *Physical Review B* **86**, 054403 (2012).
  - [7] K. Tomiyasu and I. Kagomiya, *Journal of the Physical Society of Japan* **73**, 2539 (2004).
  - [8] E. Bertaut, J. Cohen, B. Lambert-Andron, and P. Mollard, *Journal de Physique* **29**, 813 (1968).
  - [9] A. Muñoz, J. A. Alonso, M. J. Martínez-Lope, M. T. Casáis, J. L. Martínez, and M. T. Fernández-Díaz, *Physical Review B* **62**, 9498 (2000).

- [10] J. A. Blanco, P. J. Brown, A. Stunault, K. Katsumata, F. Iga, and S. Michimura, *Physical Review B* **73**, 212411 (2006).
- [11] Y. Tokunaga, S. Iguchi, T. Arima, and Y. Tokura, *Physical Review Letters* **101**, 097205 (2008).
- [12] R. Troć, M. Pasturel, O. Tougait, A. P. Sazonov, A. Gukasov, C. Sułkowski, and H. Noël, *Physical Review B - Condensed Matter and Materials Physics* **85**, 1 (2012).
- [13] Y. J. Choi, H. T. Yi, S. Lee, Q. Huang, V. Kiryukhin, and S.-W. Cheong, *Physical Review Letters* **100**, 047601 (2008).
- [14] Z. Yamani, Z. Tun, and D. H. Ryan, *Canadian Journal of Physics* **88**, 771 (2010).
- [15] V. Scagnoli, M. Allieta, H. Walker, M. Scavini, T. Katsufuji, L. Sagarna, O. Zaharko, and C. Mazzoli, *Physical Review B* **86**, 094432 (2012).
- [16] G. Rousse, J. Rodriguez-Carvajal, S. Patoux, and C. Masquelier, *Chemistry of Materials* **15**, 4082 (2003).
- [17] Y. Singh, M. A. Green, Q. Huang, A. Kreyssi, R. J. McQueeney, D. C. Johnston, and A. I. Goldman, *Physical Review B* **80**, 100403 (2009).
- [18] G. Shirane, S. J. Pickart, and Y. Ishikawa, *Journal of the Physical Society of Japan* **14**, 1352 (1959).
- [19] P. Burllet, E. Ressouche, B. Malaman, R. Welter, J. P. Sanchez, and P. Vulliet, *Physical Review B* **56**, 14013 (1997).
- [20] X. F. Hao, A. Stroppa, S. Picozzi, A. Filippetti, and C. Franchini, *Physical Review B* **86**, 014116 (2012).
- [21] G. Will and W. Schafer, *Journal of the Less Common Metals* **67**, 31 (1979).
- [22] M. V. Lobanov, M. Greenblatt, E. a. N. Caspi, J. D. Jorgensen, D. V. Sheptyakov, B. H. Toby, C. E. Botez, and P. W. Stephens, *Journal of Physics: Condensed Matter* **16**, 5339 (2004).
- [23] R. Toft-Petersen, N. H. Andersen, H. Li, J. Li, W. Tian, S. L. Bud'ko, T. B. S. Jensen, C. Niedermayer, M. Laver, O. Zaharko, J. W. Lynn, and D. Vaknin, *Physical Review B* **85**, 224415 (2012).
- [24] S. Calder, V. O. Garlea, D. F. McMorrow, M. D. Lumsden, M. B. Stone, J. C. Lang, J.-W. Kim, J. A. Schlueter, Y. G. Shi, K. Yamaura, Y. S. Sun, Y. Tsujimoto, and A. D. Christianson, *Physical Review Letters* **108**, 257209 (2012).
- [25] S. Baran, D. Kaczorowski, A. Arulraj, B. Penc, and A. Szytuła, *Journal of Magnetism and Magnetic Materials* **321**, 3256 (2009).
- [26] P. Schobinger-Papamantellos, J. Rodriguez-Carvajal, G. André, N. Duong, K. Buschow, and P. Tolédano, *Journal of Magnetism and Magnetic Materials* **236**, 14 (2001).
- [27] G. J. Redhammer, G. Roth, W. Treutmann, M. Hoelzel, W. Paulus, G. André, C. Pietzonka, and G. Amthauer, *Journal of Solid State Chemistry* **182**, 2374 (2009).
- [28] X. Fabrèges, I. Mirebeau, P. Bonville, S. Petit, G. Lebras-Jasmin, A. Forget, G. André, and S. Pailhès, *Physical Review B* **78**, 214422 (2008).
- [29] P. J. Brown and J. B. Forsyth, *Journal of Physics C: Solid State Physics* **14**, 5171 (1981).
- [30] A. G. Gukasov, P. Rogl, P. J. Brown, M. Mihalik, and A. Menovsky, *Journal of Physics: Condensed Matter* **14**, 8841 (2002).
- [31] A. A. Aczel, D. E. Bugaris, J. Yeon, C. de la Cruz, H.-C. zur Loye, and S. E. Nagler, *Physical Review B* **88**, 014413 (2013).
- [32] P. J. Brown and T. Chatterji, *Journal of Physics Condensed Matter* **18**, 10085 (2006).
- [33] J. Rodriguez-Carvajal, M. T. Fernandez-Diaz, and J. L. Martinez, *Journal of Physics: Condensed Matter* **3**, 3215 (1991).
- [34] A. M. Arévalo-López and J. P. Attfield, *Physical Review B* **88**, 104416 (2013).
- [35] V. Hutanu, A. Sazonov, M. Meven, H. Murakawa, Y. Tokura, S. Bordács, I. Kézsmárki, and B. Náfrádi, *Physical Review B* **86**, 104401 (2012).
- [36] B. Roy, A. Pandey, Q. Zhang, T. W. Heitmann, D. Vaknin, D. C. Johnston, and Y. Furukawa, *Physical Review B* **88**, 174415 (2013).
- [37] V. O. Garlea, R. Jin, D. Mandrus, B. Roessli, Q. Huang, M. Miller, A. J. Schultz, and S. E. Nagler, *Physical Review Letters* **100**, 066404 (2008).
- [38] A. H. Hill, F. Jiao, P. G. Bruce, A. Harrison, W. Kockelmann, and C. Ritter, *Chemistry of Materials* **20**, 4891 (2008).
- [39] Y. F. Guo, A. J. Princep, X. Zhang, P. Manuel, D. Khalyavin, I. I. Mazin, Y. G. Shi, and A. T. Boothroyd, *Physical Review B* **90**, 075120 (2014).
- [40] S. Iikubo, K. Kodama, K. Takenaka, H. Takagi, and S. Shamoto, *Physical Review B* **77**, 020409 (2008).
- [41] M. Zhu, D. Do, C. R. Dela Cruz, Z. Dun, H. D. Zhou, S. D. Mahanti, and X. Ke, *Physical Review Letters* **113**, 076406 (2014).
- [42] A. P. Sazonov, A. Gukasov, H. B. Cao, P. Bonville, E. Ressouche, C. Decorse, and I. Mirebeau, *Physical Review B* **88**, 184428 (2013).
- [43] O. S. Volkova, V. V. Mazurenko, I. V. Solovyev, E. B. Deeva, I. V. Morozov, J.-Y. Lin, C. K. Wen, J. M. Chen, M. Abdel-Hafiez, and A. N. Vasiliev, *Physical Review B* **90**, 134407 (2014).
- [44] K. Ohgushi, J. I. Yamaura, H. Ohsumi, K. Sugimoto, S. Takeshita, A. Tokuda, H. Takagi, M. Takata, and T. H. Arima, *Physical Review Letters* **110**, 1 (2013).
- [45] A. Purwanto, R. A. Robinson, L. Havela, V. Sechovský, P. Svoboda, H. Nakotte, K. Prokeš, F. R. de Boer, A. Seret, J. M. Winand, J. Rebizant, and J. C. Spirlet, *Physical Review B* **50**, 6792 (1994).
- [46] T. B. S. Jensen, N. B. Christensen, M. Kenzelmann, H. M. Rønnow, C. Niedermayer, N. H. Andersen, K. Lefmann, J. Schefer, M. v. Zimmermann, J. Li, J. L. Zarestky, and D. Vaknin, *Physical Review B* **79**, 092412 (2009).
- [47] S. Calder, B. Saparov, H. B. Cao, J. L. Niedziela, M. D. Lumsden, A. S. Sefat, and A. D. Christianson, *Physical Review B* **89**, 064417 (2014).
- [48] P. J. Brown and B. C. Frazer, *Physical Review* **129**, 1145 (1963).
- [49] J. A. Gonzalo, D. E. Cox, and G. Shirane, *Physical Review* **147**, 415 (1966).
- [50] J. S. White, T. Honda, K. Kimura, T. Kimura, C. Niedermayer, O. Zaharko, A. Poole, B. Roessli, and M. Kenzelmann,

- Physical Review Letters **108**, 077204 (2012).
- [51] M. Reehuis, C. Ulrich, K. Prokeš, S. Mat'áš, J. Fujioka, S. Miyasaka, Y. Tokura, and B. Keimer, Physical Review B **83**, 064404 (2011).
- [52] E. Morosan, J. A. Fleitman, Q. Huang, J. W. Lynn, Y. Chen, X. Ke, M. L. Dahlberg, P. Schiffer, C. R. Craley, and R. J. Cava, Physical Review B **77**, 224423 (2008).
- [53] E. Krén, G. Kádár, L. Pál, and P. Szabó, Journal of Applied Physics **38**, 1265 (1967).
- [54] M. Fiebig, D. Fröhlich, and H. J. Thiele, Physical Review B **54**, R12681 (1996).
- [55] E. Bertaut, L. Corliss, F. Forrat, R. Aleonard, and R. Pauthenet, Journal of Physics and Chemistry of Solids **21**, 234 (1961).
- [56] M. Pernet, D. Elmale, and J.-C. Joubert, Solid State Communications **8**, 1583 (1970).
- [57] R. Plumier, M. Sougi, and R. Saint-James, Physical Review B **28**, 4016 (1983).
- [58] P. J. Brown, P. J. Welfordt, and J. B. Forsyth, J. Phys. C : Solid State Phys **6** (1973).
- [59] P. J. Brown and J. B. Forsyth, Proceedings of the Physical Society **92**, 125 (1967).
- [60] R. A. Alikhanov, Sov. Phys. JETP **9**, 1204 (1959).
- [61] S. M. Disseler, J. A. Borchers, C. M. Brooks, J. A. Mundy, J. A. Moyer, D. A. Hillsberry, E. L. Thies, D. A. Tenne, J. Heron, M. E. Holtz, J. D. Clarkson, G. M. Stiehl, P. Schiffer, D. A. Muller, D. G. Schlom, and W. D. Ratcliff, Physical Review Letters **114**, 217602 (2015).
- [62] O. Mentré, M. Kauffmann, G. Ehora, S. Daviero-Minaud, F. Abraham, and P. Roussel, Solid State Sciences **10**, 471 (2008).
- [63] B. C. Melot, B. Paden, R. Seshadri, E. Suard, G. Nénert, A. Dixit, and G. Lawes, Physical Review B **82**, 014411 (2010).
- [64] M. Reynaud, G. Rousse, J.-N. Chotard, J. Rodríguez-Carvajal, and J.-M. Tarascon, Inorganic Chemistry **52**, 10456 (2013).
- [65] K. Tsuzuki, Y. Ishikawa, N. Watanabe, and S. Akimoto, Journal of the Physical Society of Japan **37**, 1242 (1974).
- [66] A. T. Aldred, B. D. Dunlap, D. J. Lam, G. H. Lander, M. H. Mueller, and I. Nowik, Physical Review B **11**, 530 (1975).
- [67] B. C. Melot, G. Rousse, J.-N. Chotard, M. Ati, J. Rodríguez-Carvajal, M. C. Kemei, and J.-M. Tarascon, Chemistry of Materials **23**, 2922 (2011).
- [68] M. Hase, H. Kuroe, V. Y. Pomjakushin, L. Keller, R. Tamura, N. Terada, Y. Matsushita, A. Dönni, and T. Sekine, PHYSICAL REVIEW B **92**, 54425 (2015).
- [69] A. Lappas, A. S. Wills, M. A. Green, K. Prassides, and M. Kurmoo, Physical Review B **67**, 144406 (2003).
- [70] Z.-G. Y, P. Schobinger-Papamantellos, S.-Y. Mao, C. Ritter, E. Suard, M. Sato, and H. Schmid, Ferroelectrics **204**, 83 (1997).
- [71] G. Gitgeatpong, Y. Zhao, M. Avdeev, R. O. Piltz, T. J. Sato, and K. Matan, Physical Review B **92**, 024423 (2015).
- [72] C. Darie, C. Goujon, M. Bacia, H. Klein, P. Toulemonde, P. Bordet, and E. Suard, Solid State Sciences **12**, 660 (2010).
- [73] P. Schobinger-Papamantellos, K. H. Buschow, and J. Rodríguez-Carvajal, Journal of Magnetism and Magnetic Materials **324**, 3709 (2012).
- [74] P. Schobinger-Papamantellos, D. De Mooij, and K. Buschow, Journal of the Less Common Metals **144**, 265 (1988).
- [75] W. Kunmann, S. La Placa, L. Corliss, J. Hastings, and E. Banks, Journal of Physics and Chemistry of Solids **29**, 1359 (1968).
- [76] M. Avdeev, B. J. Kennedy, and T. Kolodiaznyi, Journal of Physics: Condensed Matter **26**, 095401 (2014).
- [77] P. D. Battle, C. P. Grey, M. Hervieu, C. Martin, C. A. Moore, and Y. Paik, Journal of Solid State Chemistry **175**, 20 (2003).
- [78] D. I. Gorbunov, M. S. Henriques, A. V. Andreev, V. Eigner, A. Gukasov, X. Fabrèges, Y. Skourski, V. Petíček, and J. Wosnitza, Physical Review B **93**, 024407 (2016).
- [79] S. Yano, D. Louca, J. Yang, U. Chatterjee, D. E. Bugaris, D. Y. Chung, L. Peng, M. Grayson, and M. G. Kanatzidis, Physical Review B **93**, 024409 (2016).
- [80] N. Taira, M. Wakeshima, Y. Hinatsu, A. Tobo, and K. Ohoyama, Journal of Solid State Chemistry **176**, 165 (2003).
- [81] A. Yaouanc, P. Dalmas de Réotier, P. Bonville, J. A. Hodges, V. Glazkov, L. Keller, V. Sikolenko, M. Bartkowiak, A. Amato, C. Baines, P. J. C. King, P. C. M. Gubbens, and A. Forget, Physical Review Letters **110**, 127207 (2013).
- [82] J. Gaudet, K. A. Ross, E. Kermarrec, N. P. Butch, G. Ehlers, H. A. Dabkowska, and B. D. Gaulin, Physical Review B **93**, 064406 (2016).
- [83] K. Knížek, Z. Jiráč, P. Novák, and C. de la Cruz, Solid State Sciences **28**, 26 (2014).
- [84] E. Ressouche, M. Loire, V. Simonet, R. Ballou, A. Stunault, and A. Wildes, Physical Review B **82**, 100408 (2010).
- [85] J. Blasco, J. García, G. Subías, J. Stankiewicz, J. A. Rodríguez-Velamazán, C. Ritter, J. L. García-Muñoz, and F. Fauth, Physical Review B **93**, 214401 (2016).
- [86] L. D. Sanjeewa, V. O. Garlea, M. A. McGuire, C. D. McMillen, H. Cao, and J. W. Kolis, Physical Review B **93**, 224407 (2016).
- [87] A. Scheie, M. Sanders, J. Krizan, Y. Qiu, R. J. Cava, and C. Broholm, Physical Review B **93**, 180407 (2016).
- [88] G. Ferey, M. Leblanc, R. De Pape, and J. Pannetier, Solid State Communications **53**, 559 (1985).
- [89] P. Burllet, J. Rossat-Mignod, R. Troć, and Z. Henkie, Solid State Communications **39**, 745 (1981).
- [90] L. S. Wu, S. E. Nikitin, M. Frontzek, A. I. Kolesnikov, G. Ehlers, M. D. Lumsden, K. A. Shaykhutdinov, E.-J. Guo, A. T. Savici, Z. Gai, A. S. Sefat, and A. Podlesnyak, Physical Review B **96**, 144407 (2017).
- [91] M. S. Henriques, D. I. Gorbunov, A. V. Andreev, X. Fabrèges, A. Gukasov, M. Uhlarz, V. Petíček, B. Ouladdiaf, and J. Wosnitza, Physical Review B **97**, 014431 (2018).
- [92] D. Fruchart and E. F. Bertaut, Journal of the Physical Society of Japan **44**, 781 (1978).

- [93] W. Jauch, M. Reehuis, A. J. Schultz, and IUCr, *Acta Crystallographica Section A Foundations of Crystallography* **60**, 51 (2004).
- [94] A. Wiedenmann, J. Rossat-Mignod, A. Louisy, R. Brec, and J. Rouxel, *Solid State Communications* **40**, 1067 (1981).
- [95] Q. Zhang, W. Tian, S. G. Peterson, K. W. Dennis, and D. Vaknin, *Physical Review B* **91**, 064418 (2015).
- [96] D. Xu, M. Avdeev, P. D. Battle, and X.-Q. Liu, *Inorganic Chemistry* **56**, 2750 (2017).
- [97] A. C. Garcia-Castro, W. Ibarra-Hernandez, E. Bousquet, and A. H. Romero, *PHYSICAL REVIEW LETTERS* **121**, 117601 (2018).
- [98] S. W. Kim, S.-H. Kim, P. S. Halasyamani, M. A. Green, K. P. Bhatti, C. Leighton, H. Das, and C. J. Fennie, *Chem. Sci.* **3**, 741 (2012).
- [99] R. Santoro, D. Segal, and R. Newnham, *Journal of Physics and Chemistry of Solids* **27**, 1192 (1966).
- [100] R. A. Steeman, E. Frikkee, S. A. M. Mentink, A. A. Menovsky, G. J. Nieuwenhuys, and J. A. Mydosh, *Journal of Physics: Condensed Matter* **2**, 4059 (1990).
- [101] E. Palacios, M. Evangelisti, R. Sáez-Puche, A. J. Dos Santos-García, F. Fernández-Martínez, C. Cascales, M. Castro, R. Burriel, O. Fabelo, and J. A. Rodríguez-Velamazán, *Physical Review B* **97**, 214401 (2018).
- [102] P. J. Brown, V. Nunezt, F. Tassett, J. B. Forsytht, and P. Radhakrishnao, *J. Phys.: Condens. Matter* **2**, 9409 (1990).
- [103] A. S. Sukhanov, S. Singh, L. Caron, T. Hansen, A. Hoser, V. Kumar, H. Borrmann, A. Fitch, P. Devi, K. Manna, C. Felser, and D. S. Inosov, *Physical Review B* **97**, 214402 (2018).
- [104] A. S. Cavichini, M. T. Orlando, J. B. Depianti, J. L. Passamai, F. Damay, F. Porcher, and E. Granado, *Physical Review B* **97**, 054431 (2018).
- [105] C. Autret, C. Martin, M. Hervieu, R. Retoux, B. Raveau, G. André, and F. Bourée, *Journal of Solid State Chemistry* **177**, 2044 (2004).
- [106] S. L. Brock, N. Raju, J. Greedan, and S. M. Kauzlarich, *Journal of Alloys and Compounds* **237**, 9 (1996).
- [107] L. Regnault, J. Henry, J. Rossat-Mignod, and A. De Combarieu, *Journal of Magnetism and Magnetic Materials* **15-18**, 1021 (1980).
- [108] A. Sazonov, M. Meven, V. Hutnanu, G. Heger, T. Hansen, A. Gukasov, and IUCr, *Acta Crystallographica Section B Structural Science* **65**, 664 (2009).
- [109] W. Lottermoser and H. Fuess, *Physica Status Solidi (a)* **109**, 589 (1988).
- [110] W. Lottermoser, R. Müller, and H. Fuess, *Journal of Magnetism and Magnetic Materials* **54-57**, 1005 (1986).
- [111] P. Wadley, V. Hills, M. R. Shahedkhan, K. W. Edmonds, R. P. Campion, V. Novák, B. Ouladdiaf, D. Khalyavin, S. Langridge, V. Saidl, P. Nemeč, A. W. Rushforth, B. L. Gallagher, S. S. Dhesi, F. Maccherozzi, J. Železný, and T. Jungwirth, *Scientific Reports* **5**, 17079 (2015).
- [112] Z. Ouyang, F. Wang, Q. Hang, W. Liu, G. Liu, J. Lynn, J. Liang, and G. Rao, *Journal of Alloys and Compounds* **390**, 21 (2005).
- [113] M. Sale, Q. Xia, M. Avdeev, and C. D. Ling, *Inorganic Chemistry* **58**, 4164 (2019).
- [114] M. Sale, M. Avdeev, Z. Mohamed, C. D. Ling, and P. Barpanda, *Dalton Transactions* **46**, 6409 (2017).
- [115] E. Solana-Madruga, Á. M. Arévalo-López, A. J. Dos Santos-García, C. Ritter, C. Cascales, R. Sáez-Puche, and J. P. Attfield, *PHYSICAL REVIEW B* **97**, 134408 (2018).
- [116] V. Gvozdet'skiy, A. Senyshyn, R. Gladyshevskii, and V. Hlukhyy, *Inorganic Chemistry* **57**, 5820 (2018).
- [117] S. Petit, E. Lhotel, F. Damay, P. Boutrouille, A. Forget, and D. Colson, *Physical Review Letters* **119**, 187202 (2017).
- [118] A. M. Hallas, J. Gaudet, N. P. Butch, G. Xu, M. Tachibana, C. R. Wiebe, G. M. Luke, and B. D. Gaulin, *Physical Review Letters* **119**, 187201 (2017).
- [119] S. Calder, D. J. Singh, V. O. Garlea, M. D. Lumsden, Y. G. Shi, K. Yamaura, and A. D. Christianson, *Physical Review B* **96**, 184426 (2017).
- [120] R. Trump, S. Thierfeldt, M. Loewenhaupt, and T. Chattopadhyay, *Journal of Applied Physics* **69**, 4699 (1991).
- [121] J. Blasco, J. L. García-Muñoz, J. García, G. Subías, J. Stankiewicz, J. A. Rodríguez-Velamazán, and C. Ritter, *PHYSICAL REVIEW B* **96**, 24409 (2017).
- [122] V. Nguyen, F. Tchéou, and J. Rossat-Mignod, *Solid State Communications* **23**, 821 (1977).
- [123] D. Gignoux, J. Rossat-Mignod, and F. Tchou, *Physica Status Solidi (a)* **14**, 483 (1972).
- [124] M. I. Aroyo, J. M. Perez-Mato, D. Orobengoa, E. Tasci, G. De La Flor, and A. Kirov, *Bulgarian Chemical Communications* **43**, 183 (2011).