











FUNDING AUTHORIZATION AND CERTIFICATE OF EXPENDITURES (FACE CHECK LIST)

Award ID : 00060049
Project ID : 00075402 (SFM)
Project Title : **Strengthening Sustainable Forest Management and Bio-Energy Markets to Promote Environmental Sustainability and to Reduce Greenhouse Gas Emissions in Cambodia**
For a Period : **01 April – 30 June 2013 (2nd Quarter)**

	Signature	Date
1. Receipt of duly signed FACE and supporting documents : submitted from IP to UNDP CO		<u>15.07.13</u>
	YES	NO
• Completed FACE with duly signature	<input checked="" type="checkbox"/>	<input type="checkbox"/>
• Quarterly progress report	<input checked="" type="checkbox"/>	<input type="checkbox"/>
• Quarterly work plan with itemized cost estimates	<input checked="" type="checkbox"/>	<input type="checkbox"/>
• Bank reconciliation with signature and date (last month of the quarter)	<input checked="" type="checkbox"/>	<input type="checkbox"/>
▪ Bank statement (last month of the quarter)	<input checked="" type="checkbox"/>	<input type="checkbox"/>
▪ Cash count sheet with signature and date (last month of the quarter)	<input checked="" type="checkbox"/>	<input type="checkbox"/>
2. FACE checked/agreed by Programme Analyst :		<u>15.07.13</u>
3. FACE data entered in ATLAS by Programme Associate :		<u>15.07.13</u>
4. Delivery rate of cash advance clearance (85.90%) :		<u>15.07.13</u>
5. FACE verified by MSU :		<u>15/08/13</u>
6. FACE signed by DCD-P :		<u>2013.7.23</u>
7. APJV in Atlas approved by authorized persons :		<u>23-07-2013</u>
8. Programme Associate ensures status of APJV in Atlas is "Valid" and "Posted" :		<u>23-07-2013</u>
9. A copy of signed FACE and supporting documents received by MSU :		<u>28/07/13</u>
10. A copy of signed FACE and supporting documents sent to the IP. :		<u>23/07/13</u>

15 July 2013

00075402

Excellency,

**Subject: 00075402 – Strengthening Sustainable Forest Management (SFM)
2nd Quarter 2013 Financial Report Expenditures and
3rd Quarter 2013 Cash Request**

We acknowledge receipt of your letter dated 12 July 2013 regarding 2nd quarter 2013 actual expenditure and request advance for 3rd quarter 2013, under Project ID: 00075402, namely Strengthening Sustainable Forest Management (SFM).

We have verified that the FACE submitted and 3rd quarter 2013 work plan have been prepared in accordance with the approval annual work plan, quarterly work plan and its itemize costs breakdown. Please find attached, for your FA's record, the countersigned copy of the report.

In addition, we would like to confirm our concurrence to replenish the cash advance payment for 3rd quarter 2013 as well. The amount US\$216,937.68 will be remitted through the electronic fund transfer (EFT) to SFM project bank account at ANZ Royal, account number: 2307600 shortly.

Please accept, Excellency, the assurance of my high consideration.



Napoleon Navarro,
Deputy Country Director, Programme

H. E. Chea Sam Ang
National Programme Director,
National Project Director, SFM Project

CC: Mr. Khorn Saret, National Project Manager, SFM



Cambodia

គម្រោងគ្រប់គ្រងឧបត្ថម្ភ និងទីផ្សារជីវចម្រុះឧបត្ថម្ភសម្រាប់គ្រប់គ្រងឧបត្ថម្ភ

SUSTAINABLE FOREST MANAGEMENT PROJECT

UNDP/GEF PROJECT No. 00075402

N° 058 SFM

Date: 12nd July 2013

To: Napoleon Navarro, Deputy Country Director, Programme UNDP Cambodia #53, Pasteur Street, Boeng Keng Kang, Phnom Penh, Cambodia

Subject: Submission of the 2nd Quarter 2013 Financial Expenditure (FACE) Report and request to retain the outstanding advance for the planned expenditure in 3rd Quarter 2013

Dear Napoleon Navarro,

I am pleased to submit you herewith the 2nd quarter 2013 of Financial Expenditure (FACE) Report and planned expenditure for the 3rd quarter 2013 under the Project ID: 00075402 – Sustainable Forest Management for your review and approval.

In addition, I would also like to return the old age advance with amount of US\$1,160.98 and request to retain the outstanding advance, which I received in 2nd quarter 2013 with the amount of US\$ 216,811.68, to cover the planned expenditure in 2nd quarter 2013.

Below is the summary of my computation:

- Total fund received as of 2nd Quarter 2013 = US\$ 251,040.25
- Actual expenditure in 2nd Quarter 2013 = US\$ 215,650.70
- Closing Balance as of 30 June 2013 = US\$ 35,389.55
- Planned expenditure for 3rd Quarter 2013 = US\$ 251,166.25
- Total Advance Request for 3rd Quarter 2013 = US\$ 216,937.68

Moreover, I would like to attach herewith the related documents for your reference as followings:

- 1) 2013, 2nd quarter progress report;
2) 2013, bank statement and bank reconciliation for June; and
3) 2013, 3rd quarter work plan and budget with its itemized costs breakdown.

In this regard, I would be highly appreciated if you could approve the noted work plan and advance requested, and then remit them to the SFM's project bank account in due course.

Please accept, Napoleon Navarro, the assurance of our highest consideration.

[Signature]

H.E Chea Sam Ang Deputy Director General, Forestry Administration National Project Director, SFM Project

15 JUL 2013

Table with columns: Date, File, Unit, Action, Info. Includes handwritten file number 08076402 and signature Naf.

1 + Enclosure

Project Title : Strengthening Sustainable Forest Management (SFM)

Project ID : 00075402

Award ID : 00060049

**FACE: 01 April to 30 June 2013
(2nd Quarter)**

Date	Related Voucher	Balance B/F from QT1 2013	Advance for QT2 2013	Fund Available for QT2 2013	Expenditure for Apr-Jun 2013	Refund After 6 Months	Closing Balance	Delivery %
14/1/2013	V# 00061623 (under fund code 62000)	216,811.68		216,811.68	215,650.70	1,160.98	(0.00)	99.46
10/6/2013	V# 00063660 (under fund code 62000)		34,228.57	34,228.57			34,228.57	0%

TOTAL

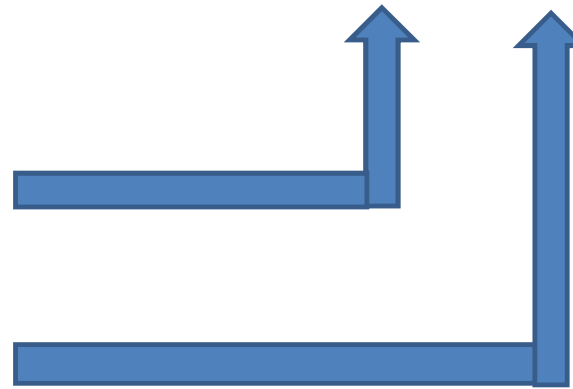
251,040.25	215,650.70	1,160.98	34,228.57	85.90
-------------------	-------------------	-----------------	------------------	--------------

Clear JV # 64069 Clear NEX advance V# 61623 = 215,650.70

TOTAL 215,650.70

Clear JV #64091 Refund After 6 months old age = 1,160.98

TOTAL 1,160.98



Funding Authorization and Certificate of Expenditures

UN Agency: UNDP

Date: 12-Jul-2013

Country : Kingdom of Cambodia
 Programme Code & Title : 00060049 - Strengthening Sustainable Forest Management
 Project Code & Title : 00075402 - Strengthening Sustainable Forest Management
 Implementing Institution : Forestry Administration
 Responsible Officer : **H.E Chea Sam Ang**
 Currency : US Dollars

Type of Request:
 Direct Cash Transfer (DCT)
 Reimbursement
 Direct Payment

Activity Description from AWP with Duration
Activity 1: National capacities and tools exist to facilitate the widespread implementation of sustainable community-based forest management and technologies that reduce demand for fuel wood.
Learning Cost
Learning_Ticket cost
Learning_substance allowan
Learning-Training of Counter
Sub Total - Activity 1
Activity 2: Community-based sustainable forest management is being implemented effectively within a context of cantonment, province, district and commune level planning delivering concrete benefits to local communities.
Svc Co-Natural Resources & Env.
Svc Co-Natural Resources & Env.
Printing and Publications
Sundry
SubTotal - Activity 2
Activity 3: Small and Medium Enterprises ensure long term increases in adoption of efficient technologies that reduce fuel wood demand.
Svc Co-Natural Resources & Env.
Svc Co-Natural Resources & Env.
Printing and Publications
Sundry
SubTotal - Activity 3
Activity 4: Monitoring and, Learning, Adaptive Feedback & Evaluation.
Travel-Local
Daily Subsistence Allow-Local
Travel-Local
Daily Subsistence Allow-Local
Mobile Telephone Charges
Stationery & other Office Supp
Machinery and Equipment
Bank Charges
Sundry
Learning Cost
Learning_Ticket cost
Learning-Subsistence Allowances
Learning-Training of Counter
SubTotal - Activity 4

Coding/Chart of Accounts		
Fund	Donor	Account
62000	10003	75705
62000	10003	75706
62000	10003	75707
62000	10003	75709
04000	00012	72115
62000	10003	72115
62000	10003	74210
62000	10003	74525
04000	00012	72115
62000	10003	72115
62000	10003	74210
62000	10003	74525
62000	10003	71610
62000	10003	71620
62000	10003	71610
62000	10003	71620
62000	10003	72425
62000	10003	72505
62000	10003	72210
62000	10003	74510
62000	10003	74525
62000	10003	75705
62000	10003	75706
62000	10003	75707
62000	10003	75709

REPORTING			
Authorised Amount	Actual Project Expenditure	Expenditures accepted by Agency	Balance
2QT, 2013	2QT, 2013	2QT,2013	2QT,2013
A	B	C	D = A - C
2,540.00	-	-	2,540.00
2,200.00	-	-	2,200.00
7,560.00	-	-	7,560.00
-	-	-	-
12,300.00	-	-	12,300.00
40,000.00	40,000.00	✓ 40,000.00	-
79,069.00	79,069.00	✓ 79,069.00	-
5,000.00	-	-	5,000.00
18.00	-	-	18.00
124,087.00	119,069.00	119,069.00	5,018.00
40,000.00	40,000.00	✓ 40,000.00	-
44,000.00	44,000.00	✓ 44,000.00	-
-	-	-	-
150.00	-	-	150.00
84,150.00	84,000.00	84,000.00	150.00
1,800.00	48.00	✓ 48.00	1,752.00
4,158.00	31.50	✓ 31.50	4,126.50
-	-	-	-
-	-	-	-
139.75	-	-	139.75
-	120.00	✓ 120.00	(120.00)
1,372.50	-	-	1,372.50
-	3.00	✓ 3.00	(3.00)
-	-	-	-
5,450.00	449.93	✓ 449.93	5,000.07
3,250.00	3,899.88	✓ 3,899.88	(649.88)
9,863.00	5,017.00	✓ 5,017.00	4,846.00
-	305.88	✓ 305.88	(305.88)
26,033.25	9,875.19	9,875.19	16,158.06

REQUESTS / AUTHORIZATIONS		
New Request Period & Amount	Authorised Amount	Outstanding Authorised Amount
3QT, 2013	3QT,2013	3QT,2013
E	F	G = D + F
2,540.00	-	2,540.00
2,200.00	-	2,200.00
7,560.00	-	7,560.00
-	-	-
12,300.00	-	12,300.00
40,000.00	40,000.00	40,000.00
79,069.00	79,069.00	79,069.00
5,000.00	-	5,000.00
18.00	-	18.00
124,087.00	119,069.00	124,087.00
40,000.00	40,000.00	40,000.00
44,000.00	44,000.00	44,000.00
1,500.00	1,500.00	1,500.00
150.00	-	150.00
85,650.00	85,500.00	85,650.00
1,800.00	48.00	1,800.00
4,158.00	31.50	4,158.00
-	-	-
-	-	-
139.75	-	139.75
-	120.00	-
1,372.50	-	1,372.50
-	3.00	-
-	-	-
5,450.00	449.93	5,450.00
3,250.00	3,899.88	3,250.00
8,489.00	3,643.00	8,489.00
-	305.88	-
24,659.25	8,501.19	24,659.25

Activity Description from AWP with Duration	Coding/Chart of Accounts			Authorised Amount	Actual Project Expenditure	Expenditures accepted by Agency	Balance	New Request Period & Amount	Authorised Amount	Outstanding Authorised Amount
	Fund	Donor	Account	2QT, 2013 A	2QT, 2013 B	2QT, 2013 C	2QT, 2013 D = A - C	3QT, 2013 E	3QT, 2013 F	3QT, 2013 G = D + F
Activity 5: Project Management										
Service Contracts-Individuals	62000	10003	71405	-	-	-	-	-	-	-
Furniture	62000	10003	72220	1,500.00	-	-	1,500.00	1,500.00	-	1,500.00
Land Telephone Charges	62000	10003	72420	90.00	28.01	28.01	61.99	90.00	28.01	90.00
Mobile Telephone Charges	62000	10003	72425	945.00	1,015.00	1,015.00	(70.00)	945.00	1,015.00	945.00
E-mail-Subscription	62000	10003	72435	240.00	240.00	240.00	-	240.00	240.00	240.00
Stationery & other Office Supp	62000	10003	72505	300.00	460.10	460.10	(160.10)	300.00	460.10	300.00
Custodial & Cleaning Services	62000	10003	73110	120.00	80.00	80.00	40.00	120.00	80.00	120.00
Rental & Maint-Other Office Eq	62000	10003	73405	125.00	133.00	133.00	(8.00)	125.00	133.00	125.00
Maint, Oper of Transport Equip	62000	10003	73410	900.00	672.17	672.17	227.83	900.00	672.17	900.00
Printing and Publications	62000	10003	74210	-	-	-	-	-	-	-
Translation Costs	62000	10003	74220	150.00	-	-	150.00	150.00	-	150.00
Insurance	62000	10003	74505	-	-	-	-	-	-	-
Sundry	62000	10003	74525	100.00	78.23	78.23	21.77	100.00	78.23	100.00
Sub Total - Activity 5				4,470.00	2,706.51	2,706.51	1,763.49	4,470.00	2,706.51	4,470.00
Grand - Total				251,040.25	215,650.70	215,650.70	34,489.55	251,166.25	215,776.70	251,166.25
Return the balance after 6 months to UNDP.	62000	10003	16005		1,160.98	1,160.98	(1,160.98)	-	+1,160.98	-
	04000	00012		80,000.00	80,000.00	80,000.00	-	80,000.00	80,000.00	80,000.00
	62000	10003		171,040.25	135,650.70	135,650.70	34,228.57	171,166.25	136,937.68	171,166.25
			TOTAL	251,040.25	215,650.70	215,650.70	34,228.57	251,166.25	216,937.68	251,166.25

UNDP - TRAC =
GEF =

CERTIFICATION

The undersigned authorized officer of the above-mentioned implementing institution hereby certifies that:

- The funding request shown above represents estimated expenditures as per AWP and itemized cost estimates attached.
- The actual expenditures for the period stated herein has been disbursed in accordance with the AWP and request with itemized cost estimates. The detailed accounting documents for these expenditures can be made available for examination, when required, for
- The progress report for the activities stated herein has been submitted.
- The conditions for this payment as set out in the contract/purchase order/travel authorization have been met satisfactorily.

S. Chea Sam Ang
sopheak

Date Submitted: 12nd July 2013 Signature: *[Signature]* Name: H.E Chea Sam Ang Title: National Project Director

NOTES: * Shaded areas to be completed by the UN Agency and non-shaded areas to be completed by the counterpart.

FOR ALL AGENCIES

Approved by:

Signature: *Napoleon Navarro*

Name: Napoleon Navarro

Title: Deputy Country Director, Programmes

Date: 2013. 7. 19

FOR UNICEF USE ONLY

Account Charges	Liquidation Information
CAG Ref: CRQ ref., Voucher ref.	CAG Ref: CRQ ref., JV ref.
CRQ CAG GL:	
Training (762010) -	DCT Amount -
Travel (762020) -	
Mtgs. & Confs. (762030) -	Less:
Sal. & Sup. Costs (761030) -	Liquidation Amount -
Const. - Proj. Prem. (761040) -	
Other CAG (761010) -	
Total -	Balance -

FOR UNFPA USE ONLY

New Funding Release

Activity 1	-
Activity 2	-
Total	-



Quarter 3 Work Plan and Budget

CPAP Outcome	CPAP Output	Expected Annual Project Results	Key Atlas Activities	TIMEFRAME			Res. Party	CHART OF ACCOUNT				Modality	Budget Descriptions	2013 Work/Budget Plan			Itemized cost																																																																																																																																																																																																																																																																																																																																																																																																																																																																																																																																																																																	
				7	8	9		Fund	Donor	Bus. Unit	Acc.			FA	UNDP	TOTAL																																																																																																																																																																																																																																																																																																																																																																																																																																																																																																																																																																																		
<p>Outcome: By 2015, National and local authorities, communities and private sector are better able to sustainably manage ecosystems goods and services and respond to climate change.</p> <p>Indicator: 1. Stability of indices of ecosystem diversity and condition in target communities. 2. No. of communities acquired tenure rights over the management of their forest resources strengthened through CF/CPA management plan and business and enterprise development.</p> <p>Annual target: 1.1. Ave. Canopy Cover of the Cardamom area remains at 33.1%.</p> <p>1.2. Ave. Canopy Cover of the CBFM in the Cardamom Areas remains at 25%.</p> <p>1.3. Deforestation Rate: Average</p>	<p>Output: Pro-poor, sustainable forest/protected area management and bio-energy productions accelerated.</p> <p>Indicator: 1. No. of new units of efficient cook stoves and stove production centers installed. 2. No. of new jobs created for rural women for manufacturing and market distribution of efficient cook stoves and for forest based enterprise.</p> <p>Annual target: 1.1. Additional 6 new ICS production clusters/centers established. 1.2. 30,000 ICS/NKS produced and distributed.</p> <p>2.1. At least 60 new jobs created for rural women in 6 new ICS production centers.</p> <p>Baseline (Dec. 2012): 1.1. 0 Production clusters/centers</p>	<p>Output 1: Increased capacity and supportive legal framework and financial strategies for all CF and CPA modalities in place including possible REDD carbon financing and wood biomass energy strategic results.</p> <p>Indicators: 1). Enhanced national capacities and political will in FA and GDANCP to coordinate & integrate development of CFs and CPAs in a decentralized landscape-based approach, integrating commune land use planning 2). No. of forest areas developed for management under ACFM submitted for approval</p> <p>Annual Target: 2.1. 2 sites developed for Partnership Forestry (PF) 2.2. 1 site developed for Community-based Production Forestry (CBPF) 2.3. 1 site developed for Conservation Community Forestry (CCF)</p> <p>Baseline (Dec. 2012): 2.1. 0 site for PF 2.2. 0 site for CBPF 2.3. 0 site for CCF</p> <p>Note: 0 alternative CF modalities does not exist in the target sites. There are some experiences that were conducted in some parts of the country, CCF in Mondul Kiri, PF in Kratie and CBPF in Seima. These experiences still need to be strengthened to come up with a regulatory framework for the ACFMs.</p>	<p>Activity 1: National capacities and tools exist to facilitate the widespread implementation of sustainable community-based forest management and technologies that reduce demand for fuel wood.</p>																																																																																																																																																																																																																																																																																																																																																																																																																																																																																																																																																																																															
			<p>a). Training on sustainable wood and biomass energy supply and demand (GERES).</p> <p>b). Conduct TOT training on CF/CPA Management Plans, Identification of Business Opportunities and Enterprise Development (CFMP1).</p> <p>c). In country follow-up training on landscape functions and people in BTB.</p> <p>d). On the job training/ learning visit to Mondulkiri on community forest based enterprise development.</p> <p>e). Training workshop on Gender Mainstreaming and social inclusion in SFM project.</p> <p>f). Support SFM/FA management to attend SFM related workshop/ conference.</p>				001981	04000	00012	KHM10	71200	DAI	International consultant	-	-	-							001981	04000	00012	KHM10	71600	DAI	Travel and Meetings	-	-	-								Sub Total - TRAC																			002515	62000	10003	KHM10	71200	CA	International Consultants	-	-	-								002515	62000	10003	KHM10	71300	CA	Local Consultants	-	-	-								002515	62000	10003	KHM10	71400	CA	Contract Services- Individual	-	-	-								002515	62000	10003	KHM10	71600	CA	Travel and Meetings	-	-	-								002515	62000	10003	KHM10	72100	CA	Contract Services - Companies	-	-	-								002515	62000	10003	KHM10	72200	CA	Equipment and Furniture	-	-	-								002515	62000	10003	KHM10	72500	CA	Supplies and Stationaries	-	-	-								002515	62000	10003	KHM10	73100	CA	Rental & maintenance-Premises	-	-	-								002515	62000	10003	KHM10	74200	CA	Printing and publication	-	-	-								x	x	x	002515	62000	10003	KHM10	75700	CA	Training, Workshops & Conference	12,300.00	-	12,300.00					Sub Total - GEF													12,300.00	-	12,300.00					Sub-Total Activity 1													12,300.00	-	12,300.00					<p>Activity 2: Community-based sustainable forest management is being implemented effectively within a context of cantonment, province, district and commune level planning delivering concrete benefits to local communities.</p>																						002515	04000	00012	KHM10	71600	CA	Travel and Meetings	-	-	-						x	x	x	002515	04000	00012	KHM10	72100	CA	Contract Services - Companies	40,000.00	-	40,000.00		5th Payment for RECOFTC				Sub Total - TRAC													40,000.00	-	40,000.00								002515	62000	10003	KHM10	71200	CA	International Consultants	-	-	-									002515	62000	10003	KHM10	71300	CA	Local Consultants	-	-	-									002515	62000	10003	KHM10	71600	CA	Travel and Meetings	-	-	-						x	x	x	002515	62000	10003	KHM10	72100	CA	Contract Services - Companies	79,069.00	-	79,069.00		5th Payment for RECOFTC							002515	62000	10003	KHM10	72200	CA	Equipment and Furniture	-	-	-									002515	62000	10003	KHM10	72400	CA	Communic. & Audio Visual Equipment	-	-	-						x	x	x	002515	62000	10003	KHM10	74200	CA	Printing and publication	5,000.00	-	5,000.00		20 CF/CPA/CLUP billboards for SFM project target sites @ \$ 250 per billboard = \$5,000 (Carry over from Q2)				x	x	x	002515	62000	10003	KHM10	74500	CA	Miscellaneous Expenses	18.00	-	18.00						Sub Total - GEF													84,087.00	-	84,087.00					Sub-Total Activity 2													124,987.00	-	124,987.00					<p>Activity 3: Small and Medium Enterprises ensure long term increases in adoption of efficient technologies that reduce fuel wood demand.</p>																			<p>Output 2: CF and CPA sites integrated in local land use plans and CFs have management plans able to pursue business development, including energy woodlots.</p> <p>Indicators: 1). CFs and CPAs are managed in accordance with management plans that provide for environmental and financial sustainability and opportunities for business development by EOP 2). 4 CLUP for SFM based on CF/CPA development.</p> <p>Annual Target: 1.1. 30 CF Management Plans drafted. 1.2. 30 CF Business Plans and enterprise drafted. 2.1. 4 CLUPs developed.</p> <p>Baseline (Dec. 2012): 1.1. 0 CF management plans exist in the target provinces. 1.2. 0 CF business plan and enterprise exist in the target provinces. 2.1. 31 CLUPs completed in SFM target provinces.</p>																			<p>Output 3: Efficient technologies for reduction CO2 emissions from wood biomass energy in place.</p>												
			001981	04000	00012	KHM10	71600	DAI	Travel and Meetings	-	-	-								Sub Total - TRAC																			002515	62000	10003	KHM10	71200	CA	International Consultants	-	-	-								002515	62000	10003	KHM10	71300	CA	Local Consultants	-	-	-								002515	62000	10003	KHM10	71400	CA	Contract Services- Individual	-	-	-								002515	62000	10003	KHM10	71600	CA	Travel and Meetings	-	-	-								002515	62000	10003	KHM10	72100	CA	Contract Services - Companies	-	-	-								002515	62000	10003	KHM10	72200	CA	Equipment and Furniture	-	-	-								002515	62000	10003	KHM10	72500	CA	Supplies and Stationaries	-	-	-								002515	62000	10003	KHM10	73100	CA	Rental & maintenance-Premises	-	-	-								002515	62000	10003	KHM10	74200	CA	Printing and publication	-	-	-								x	x	x	002515	62000	10003	KHM10	75700	CA	Training, Workshops & Conference	12,300.00	-	12,300.00					Sub Total - GEF													12,300.00	-	12,300.00					Sub-Total Activity 1													12,300.00	-	12,300.00					<p>Activity 2: Community-based sustainable forest management is being implemented effectively within a context of cantonment, province, district and commune level planning delivering concrete benefits to local communities.</p>																						002515	04000	00012	KHM10	71600	CA	Travel and Meetings	-	-	-						x	x	x	002515	04000	00012	KHM10	72100	CA	Contract Services - Companies	40,000.00	-	40,000.00		5th Payment for RECOFTC				Sub Total - TRAC													40,000.00	-	40,000.00								002515	62000	10003	KHM10	71200	CA	International Consultants	-	-	-									002515	62000	10003	KHM10	71300	CA	Local Consultants	-	-	-									002515	62000	10003	KHM10	71600	CA	Travel and Meetings	-	-	-						x	x	x	002515	62000	10003	KHM10	72100	CA	Contract Services - Companies	79,069.00	-	79,069.00		5th Payment for RECOFTC							002515	62000	10003	KHM10	72200	CA	Equipment and Furniture	-	-	-									002515	62000	10003	KHM10	72400	CA	Communic. & Audio Visual Equipment	-	-	-						x	x	x	002515	62000	10003	KHM10	74200	CA	Printing and publication	5,000.00	-	5,000.00		20 CF/CPA/CLUP billboards for SFM project target sites @ \$ 250 per billboard = \$5,000 (Carry over from Q2)				x	x	x	002515	62000	10003	KHM10	74500	CA	Miscellaneous Expenses	18.00	-	18.00						Sub Total - GEF													84,087.00	-	84,087.00					Sub-Total Activity 2													124,987.00	-	124,987.00					<p>Activity 3: Small and Medium Enterprises ensure long term increases in adoption of efficient technologies that reduce fuel wood demand.</p>																			<p>Output 2: CF and CPA sites integrated in local land use plans and CFs have management plans able to pursue business development, including energy woodlots.</p> <p>Indicators: 1). CFs and CPAs are managed in accordance with management plans that provide for environmental and financial sustainability and opportunities for business development by EOP 2). 4 CLUP for SFM based on CF/CPA development.</p> <p>Annual Target: 1.1. 30 CF Management Plans drafted. 1.2. 30 CF Business Plans and enterprise drafted. 2.1. 4 CLUPs developed.</p> <p>Baseline (Dec. 2012): 1.1. 0 CF management plans exist in the target provinces. 1.2. 0 CF business plan and enterprise exist in the target provinces. 2.1. 31 CLUPs completed in SFM target provinces.</p>																			<p>Output 3: Efficient technologies for reduction CO2 emissions from wood biomass energy in place.</p>																																
			Sub Total - TRAC																			002515	62000	10003	KHM10	71200	CA	International Consultants	-	-	-								002515	62000	10003	KHM10	71300	CA	Local Consultants	-	-	-								002515	62000	10003	KHM10	71400	CA	Contract Services- Individual	-	-	-								002515	62000	10003	KHM10	71600	CA	Travel and Meetings	-	-	-								002515	62000	10003	KHM10	72100	CA	Contract Services - Companies	-	-	-								002515	62000	10003	KHM10	72200	CA	Equipment and Furniture	-	-	-								002515	62000	10003	KHM10	72500	CA	Supplies and Stationaries	-	-	-								002515	62000	10003	KHM10	73100	CA	Rental & maintenance-Premises	-	-	-								002515	62000	10003	KHM10	74200	CA	Printing and publication	-	-	-								x	x	x	002515	62000	10003	KHM10	75700	CA	Training, Workshops & Conference	12,300.00	-	12,300.00					Sub Total - GEF													12,300.00	-	12,300.00					Sub-Total Activity 1													12,300.00	-	12,300.00					<p>Activity 2: Community-based sustainable forest management is being implemented effectively within a context of cantonment, province, district and commune level planning delivering concrete benefits to local communities.</p>																						002515	04000	00012	KHM10	71600	CA	Travel and Meetings	-	-	-						x	x	x	002515	04000	00012	KHM10	72100	CA	Contract Services - Companies	40,000.00	-	40,000.00		5th Payment for RECOFTC				Sub Total - TRAC													40,000.00	-	40,000.00								002515	62000	10003	KHM10	71200	CA	International Consultants	-	-	-									002515	62000	10003	KHM10	71300	CA	Local Consultants	-	-	-									002515	62000	10003	KHM10	71600	CA	Travel and Meetings	-	-	-						x	x	x	002515	62000	10003	KHM10	72100	CA	Contract Services - Companies	79,069.00	-	79,069.00		5th Payment for RECOFTC							002515	62000	10003	KHM10	72200	CA	Equipment and Furniture	-	-	-									002515	62000	10003	KHM10	72400	CA	Communic. & Audio Visual Equipment	-	-	-						x	x	x	002515	62000	10003	KHM10	74200	CA	Printing and publication	5,000.00	-	5,000.00		20 CF/CPA/CLUP billboards for SFM project target sites @ \$ 250 per billboard = \$5,000 (Carry over from Q2)				x	x	x	002515	62000	10003	KHM10	74500	CA	Miscellaneous Expenses	18.00	-	18.00						Sub Total - GEF													84,087.00	-	84,087.00					Sub-Total Activity 2													124,987.00	-	124,987.00					<p>Activity 3: Small and Medium Enterprises ensure long term increases in adoption of efficient technologies that reduce fuel wood demand.</p>																			<p>Output 2: CF and CPA sites integrated in local land use plans and CFs have management plans able to pursue business development, including energy woodlots.</p> <p>Indicators: 1). CFs and CPAs are managed in accordance with management plans that provide for environmental and financial sustainability and opportunities for business development by EOP 2). 4 CLUP for SFM based on CF/CPA development.</p> <p>Annual Target: 1.1. 30 CF Management Plans drafted. 1.2. 30 CF Business Plans and enterprise drafted. 2.1. 4 CLUPs developed.</p> <p>Baseline (Dec. 2012): 1.1. 0 CF management plans exist in the target provinces. 1.2. 0 CF business plan and enterprise exist in the target provinces. 2.1. 31 CLUPs completed in SFM target provinces.</p>																			<p>Output 3: Efficient technologies for reduction CO2 emissions from wood biomass energy in place.</p>																																																	
			002515	62000	10003	KHM10	71200	CA	International Consultants	-	-	-								002515	62000	10003	KHM10	71300	CA	Local Consultants	-	-	-								002515	62000	10003	KHM10	71400	CA	Contract Services- Individual	-	-	-								002515	62000	10003	KHM10	71600	CA	Travel and Meetings	-	-	-								002515	62000	10003	KHM10	72100	CA	Contract Services - Companies	-	-	-								002515	62000	10003	KHM10	72200	CA	Equipment and Furniture	-	-	-								002515	62000	10003	KHM10	72500	CA	Supplies and Stationaries	-	-	-								002515	62000	10003	KHM10	73100	CA	Rental & maintenance-Premises	-	-	-								002515	62000	10003	KHM10	74200	CA	Printing and publication	-	-	-								x	x	x	002515	62000	10003	KHM10	75700	CA	Training, Workshops & Conference	12,300.00	-	12,300.00					Sub Total - GEF													12,300.00	-	12,300.00					Sub-Total Activity 1													12,300.00	-	12,300.00					<p>Activity 2: Community-based sustainable forest management is being implemented effectively within a context of cantonment, province, district and commune level planning delivering concrete benefits to local communities.</p>																						002515	04000	00012	KHM10	71600	CA	Travel and Meetings	-	-	-						x	x	x	002515	04000	00012	KHM10	72100	CA	Contract Services - Companies	40,000.00	-	40,000.00		5th Payment for RECOFTC				Sub Total - TRAC													40,000.00	-	40,000.00								002515	62000	10003	KHM10	71200	CA	International Consultants	-	-	-									002515	62000	10003	KHM10	71300	CA	Local Consultants	-	-	-									002515	62000	10003	KHM10	71600	CA	Travel and Meetings	-	-	-						x	x	x	002515	62000	10003	KHM10	72100	CA	Contract Services - Companies	79,069.00	-	79,069.00		5th Payment for RECOFTC							002515	62000	10003	KHM10	72200	CA	Equipment and Furniture	-	-	-									002515	62000	10003	KHM10	72400	CA	Communic. & Audio Visual Equipment	-	-	-						x	x	x	002515	62000	10003	KHM10	74200	CA	Printing and publication	5,000.00	-	5,000.00		20 CF/CPA/CLUP billboards for SFM project target sites @ \$ 250 per billboard = \$5,000 (Carry over from Q2)				x	x	x	002515	62000	10003	KHM10	74500	CA	Miscellaneous Expenses	18.00	-	18.00						Sub Total - GEF													84,087.00	-	84,087.00					Sub-Total Activity 2													124,987.00	-	124,987.00					<p>Activity 3: Small and Medium Enterprises ensure long term increases in adoption of efficient technologies that reduce fuel wood demand.</p>																			<p>Output 2: CF and CPA sites integrated in local land use plans and CFs have management plans able to pursue business development, including energy woodlots.</p> <p>Indicators: 1). CFs and CPAs are managed in accordance with management plans that provide for environmental and financial sustainability and opportunities for business development by EOP 2). 4 CLUP for SFM based on CF/CPA development.</p> <p>Annual Target: 1.1. 30 CF Management Plans drafted. 1.2. 30 CF Business Plans and enterprise drafted. 2.1. 4 CLUPs developed.</p> <p>Baseline (Dec. 2012): 1.1. 0 CF management plans exist in the target provinces. 1.2. 0 CF business plan and enterprise exist in the target provinces. 2.1. 31 CLUPs completed in SFM target provinces.</p>																			<p>Output 3: Efficient technologies for reduction CO2 emissions from wood biomass energy in place.</p>																																																																				
			002515	62000	10003	KHM10	71300	CA	Local Consultants	-	-	-								002515	62000	10003	KHM10	71400	CA	Contract Services- Individual	-	-	-								002515	62000	10003	KHM10	71600	CA	Travel and Meetings	-	-	-								002515	62000	10003	KHM10	72100	CA	Contract Services - Companies	-	-	-								002515	62000	10003	KHM10	72200	CA	Equipment and Furniture	-	-	-								002515	62000	10003	KHM10	72500	CA	Supplies and Stationaries	-	-	-								002515	62000	10003	KHM10	73100	CA	Rental & maintenance-Premises	-	-	-								002515	62000	10003	KHM10	74200	CA	Printing and publication	-	-	-								x	x	x	002515	62000	10003	KHM10	75700	CA	Training, Workshops & Conference	12,300.00	-	12,300.00					Sub Total - GEF													12,300.00	-	12,300.00					Sub-Total Activity 1													12,300.00	-	12,300.00					<p>Activity 2: Community-based sustainable forest management is being implemented effectively within a context of cantonment, province, district and commune level planning delivering concrete benefits to local communities.</p>																						002515	04000	00012	KHM10	71600	CA	Travel and Meetings	-	-	-						x	x	x	002515	04000	00012	KHM10	72100	CA	Contract Services - Companies	40,000.00	-	40,000.00		5th Payment for RECOFTC				Sub Total - TRAC													40,000.00	-	40,000.00								002515	62000	10003	KHM10	71200	CA	International Consultants	-	-	-									002515	62000	10003	KHM10	71300	CA	Local Consultants	-	-	-									002515	62000	10003	KHM10	71600	CA	Travel and Meetings	-	-	-						x	x	x	002515	62000	10003	KHM10	72100	CA	Contract Services - Companies	79,069.00	-	79,069.00		5th Payment for RECOFTC							002515	62000	10003	KHM10	72200	CA	Equipment and Furniture	-	-	-									002515	62000	10003	KHM10	72400	CA	Communic. & Audio Visual Equipment	-	-	-						x	x	x	002515	62000	10003	KHM10	74200	CA	Printing and publication	5,000.00	-	5,000.00		20 CF/CPA/CLUP billboards for SFM project target sites @ \$ 250 per billboard = \$5,000 (Carry over from Q2)				x	x	x	002515	62000	10003	KHM10	74500	CA	Miscellaneous Expenses	18.00	-	18.00						Sub Total - GEF													84,087.00	-	84,087.00					Sub-Total Activity 2													124,987.00	-	124,987.00					<p>Activity 3: Small and Medium Enterprises ensure long term increases in adoption of efficient technologies that reduce fuel wood demand.</p>																			<p>Output 2: CF and CPA sites integrated in local land use plans and CFs have management plans able to pursue business development, including energy woodlots.</p> <p>Indicators: 1). CFs and CPAs are managed in accordance with management plans that provide for environmental and financial sustainability and opportunities for business development by EOP 2). 4 CLUP for SFM based on CF/CPA development.</p> <p>Annual Target: 1.1. 30 CF Management Plans drafted. 1.2. 30 CF Business Plans and enterprise drafted. 2.1. 4 CLUPs developed.</p> <p>Baseline (Dec. 2012): 1.1. 0 CF management plans exist in the target provinces. 1.2. 0 CF business plan and enterprise exist in the target provinces. 2.1. 31 CLUPs completed in SFM target provinces.</p>																			<p>Output 3: Efficient technologies for reduction CO2 emissions from wood biomass energy in place.</p>																																																																																					
			002515	62000	10003	KHM10	71400	CA	Contract Services- Individual	-	-	-								002515	62000	10003	KHM10	71600	CA	Travel and Meetings	-	-	-								002515	62000	10003	KHM10	72100	CA	Contract Services - Companies	-	-	-								002515	62000	10003	KHM10	72200	CA	Equipment and Furniture	-	-	-								002515	62000	10003	KHM10	72500	CA	Supplies and Stationaries	-	-	-								002515	62000	10003	KHM10	73100	CA	Rental & maintenance-Premises	-	-	-								002515	62000	10003	KHM10	74200	CA	Printing and publication	-	-	-								x	x	x	002515	62000	10003	KHM10	75700	CA	Training, Workshops & Conference	12,300.00	-	12,300.00					Sub Total - GEF													12,300.00	-	12,300.00					Sub-Total Activity 1													12,300.00	-	12,300.00					<p>Activity 2: Community-based sustainable forest management is being implemented effectively within a context of cantonment, province, district and commune level planning delivering concrete benefits to local communities.</p>																						002515	04000	00012	KHM10	71600	CA	Travel and Meetings	-	-	-						x	x	x	002515	04000	00012	KHM10	72100	CA	Contract Services - Companies	40,000.00	-	40,000.00		5th Payment for RECOFTC				Sub Total - TRAC													40,000.00	-	40,000.00								002515	62000	10003	KHM10	71200	CA	International Consultants	-	-	-									002515	62000	10003	KHM10	71300	CA	Local Consultants	-	-	-									002515	62000	10003	KHM10	71600	CA	Travel and Meetings	-	-	-						x	x	x	002515	62000	10003	KHM10	72100	CA	Contract Services - Companies	79,069.00	-	79,069.00		5th Payment for RECOFTC							002515	62000	10003	KHM10	72200	CA	Equipment and Furniture	-	-	-									002515	62000	10003	KHM10	72400	CA	Communic. & Audio Visual Equipment	-	-	-						x	x	x	002515	62000	10003	KHM10	74200	CA	Printing and publication	5,000.00	-	5,000.00		20 CF/CPA/CLUP billboards for SFM project target sites @ \$ 250 per billboard = \$5,000 (Carry over from Q2)				x	x	x	002515	62000	10003	KHM10	74500	CA	Miscellaneous Expenses	18.00	-	18.00						Sub Total - GEF													84,087.00	-	84,087.00					Sub-Total Activity 2													124,987.00	-	124,987.00					<p>Activity 3: Small and Medium Enterprises ensure long term increases in adoption of efficient technologies that reduce fuel wood demand.</p>																			<p>Output 2: CF and CPA sites integrated in local land use plans and CFs have management plans able to pursue business development, including energy woodlots.</p> <p>Indicators: 1). CFs and CPAs are managed in accordance with management plans that provide for environmental and financial sustainability and opportunities for business development by EOP 2). 4 CLUP for SFM based on CF/CPA development.</p> <p>Annual Target: 1.1. 30 CF Management Plans drafted. 1.2. 30 CF Business Plans and enterprise drafted. 2.1. 4 CLUPs developed.</p> <p>Baseline (Dec. 2012): 1.1. 0 CF management plans exist in the target provinces. 1.2. 0 CF business plan and enterprise exist in the target provinces. 2.1. 31 CLUPs completed in SFM target provinces.</p>																			<p>Output 3: Efficient technologies for reduction CO2 emissions from wood biomass energy in place.</p>																																																																																																						
			002515	62000	10003	KHM10	71600	CA	Travel and Meetings	-	-	-								002515	62000	10003	KHM10	72100	CA	Contract Services - Companies	-	-	-								002515	62000	10003	KHM10	72200	CA	Equipment and Furniture	-	-	-								002515	62000	10003	KHM10	72500	CA	Supplies and Stationaries	-	-	-								002515	62000	10003	KHM10	73100	CA	Rental & maintenance-Premises	-	-	-								002515	62000	10003	KHM10	74200	CA	Printing and publication	-	-	-								x	x	x	002515	62000	10003	KHM10	75700	CA	Training, Workshops & Conference	12,300.00	-	12,300.00					Sub Total - GEF													12,300.00	-	12,300.00					Sub-Total Activity 1													12,300.00	-	12,300.00					<p>Activity 2: Community-based sustainable forest management is being implemented effectively within a context of cantonment, province, district and commune level planning delivering concrete benefits to local communities.</p>																						002515	04000	00012	KHM10	71600	CA	Travel and Meetings	-	-	-						x	x	x	002515	04000	00012	KHM10	72100	CA	Contract Services - Companies	40,000.00	-	40,000.00		5th Payment for RECOFTC				Sub Total - TRAC													40,000.00	-	40,000.00								002515	62000	10003	KHM10	71200	CA	International Consultants	-	-	-									002515	62000	10003	KHM10	71300	CA	Local Consultants	-	-	-									002515	62000	10003	KHM10	71600	CA	Travel and Meetings	-	-	-						x	x	x	002515	62000	10003	KHM10	72100	CA	Contract Services - Companies	79,069.00	-	79,069.00		5th Payment for RECOFTC							002515	62000	10003	KHM10	72200	CA	Equipment and Furniture	-	-	-									002515	62000	10003	KHM10	72400	CA	Communic. & Audio Visual Equipment	-	-	-						x	x	x	002515	62000	10003	KHM10	74200	CA	Printing and publication	5,000.00	-	5,000.00		20 CF/CPA/CLUP billboards for SFM project target sites @ \$ 250 per billboard = \$5,000 (Carry over from Q2)				x	x	x	002515	62000	10003	KHM10	74500	CA	Miscellaneous Expenses	18.00	-	18.00						Sub Total - GEF													84,087.00	-	84,087.00					Sub-Total Activity 2													124,987.00	-	124,987.00					<p>Activity 3: Small and Medium Enterprises ensure long term increases in adoption of efficient technologies that reduce fuel wood demand.</p>																			<p>Output 2: CF and CPA sites integrated in local land use plans and CFs have management plans able to pursue business development, including energy woodlots.</p> <p>Indicators: 1). CFs and CPAs are managed in accordance with management plans that provide for environmental and financial sustainability and opportunities for business development by EOP 2). 4 CLUP for SFM based on CF/CPA development.</p> <p>Annual Target: 1.1. 30 CF Management Plans drafted. 1.2. 30 CF Business Plans and enterprise drafted. 2.1. 4 CLUPs developed.</p> <p>Baseline (Dec. 2012): 1.1. 0 CF management plans exist in the target provinces. 1.2. 0 CF business plan and enterprise exist in the target provinces. 2.1. 31 CLUPs completed in SFM target provinces.</p>																			<p>Output 3: Efficient technologies for reduction CO2 emissions from wood biomass energy in place.</p>																																																																																																																							
			002515	62000	10003	KHM10	72100	CA	Contract Services - Companies	-	-	-								002515	62000	10003	KHM10	72200	CA	Equipment and Furniture	-	-	-								002515	62000	10003	KHM10	72500	CA	Supplies and Stationaries	-	-	-								002515	62000	10003	KHM10	73100	CA	Rental & maintenance-Premises	-	-	-								002515	62000	10003	KHM10	74200	CA	Printing and publication	-	-	-								x	x	x	002515	62000	10003	KHM10	75700	CA	Training, Workshops & Conference	12,300.00	-	12,300.00					Sub Total - GEF													12,300.00	-	12,300.00					Sub-Total Activity 1													12,300.00	-	12,300.00					<p>Activity 2: Community-based sustainable forest management is being implemented effectively within a context of cantonment, province, district and commune level planning delivering concrete benefits to local communities.</p>																						002515	04000	00012	KHM10	71600	CA	Travel and Meetings	-	-	-						x	x	x	002515	04000	00012	KHM10	72100	CA	Contract Services - Companies	40,000.00	-	40,000.00		5th Payment for RECOFTC				Sub Total - TRAC													40,000.00	-	40,000.00								002515	62000	10003	KHM10	71200	CA	International Consultants	-	-	-									002515	62000	10003	KHM10	71300	CA	Local Consultants	-	-	-									002515	62000	10003	KHM10	71600	CA	Travel and Meetings	-	-	-						x	x	x	002515	62000	10003	KHM10	72100	CA	Contract Services - Companies	79,069.00	-	79,069.00		5th Payment for RECOFTC							002515	62000	10003	KHM10	72200	CA	Equipment and Furniture	-	-	-									002515	62000	10003	KHM10	72400	CA	Communic. & Audio Visual Equipment	-	-	-						x	x	x	002515	62000	10003	KHM10	74200	CA	Printing and publication	5,000.00	-	5,000.00		20 CF/CPA/CLUP billboards for SFM project target sites @ \$ 250 per billboard = \$5,000 (Carry over from Q2)				x	x	x	002515	62000	10003	KHM10	74500	CA	Miscellaneous Expenses	18.00	-	18.00						Sub Total - GEF													84,087.00	-	84,087.00					Sub-Total Activity 2													124,987.00	-	124,987.00					<p>Activity 3: Small and Medium Enterprises ensure long term increases in adoption of efficient technologies that reduce fuel wood demand.</p>																			<p>Output 2: CF and CPA sites integrated in local land use plans and CFs have management plans able to pursue business development, including energy woodlots.</p> <p>Indicators: 1). CFs and CPAs are managed in accordance with management plans that provide for environmental and financial sustainability and opportunities for business development by EOP 2). 4 CLUP for SFM based on CF/CPA development.</p> <p>Annual Target: 1.1. 30 CF Management Plans drafted. 1.2. 30 CF Business Plans and enterprise drafted. 2.1. 4 CLUPs developed.</p> <p>Baseline (Dec. 2012): 1.1. 0 CF management plans exist in the target provinces. 1.2. 0 CF business plan and enterprise exist in the target provinces. 2.1. 31 CLUPs completed in SFM target provinces.</p>																			<p>Output 3: Efficient technologies for reduction CO2 emissions from wood biomass energy in place.</p>																																																																																																																																								
			002515	62000	10003	KHM10	72200	CA	Equipment and Furniture	-	-	-								002515	62000	10003	KHM10	72500	CA	Supplies and Stationaries	-	-	-								002515	62000	10003	KHM10	73100	CA	Rental & maintenance-Premises	-	-	-								002515	62000	10003	KHM10	74200	CA	Printing and publication	-	-	-								x	x	x	002515	62000	10003	KHM10	75700	CA	Training, Workshops & Conference	12,300.00	-	12,300.00					Sub Total - GEF													12,300.00	-	12,300.00					Sub-Total Activity 1													12,300.00	-	12,300.00					<p>Activity 2: Community-based sustainable forest management is being implemented effectively within a context of cantonment, province, district and commune level planning delivering concrete benefits to local communities.</p>																						002515	04000	00012	KHM10	71600	CA	Travel and Meetings	-	-	-						x	x	x	002515	04000	00012	KHM10	72100	CA	Contract Services - Companies	40,000.00	-	40,000.00		5th Payment for RECOFTC				Sub Total - TRAC													40,000.00	-	40,000.00								002515	62000	10003	KHM10	71200	CA	International Consultants	-	-	-									002515	62000	10003	KHM10	71300	CA	Local Consultants	-	-	-									002515	62000	10003	KHM10	71600	CA	Travel and Meetings	-	-	-						x	x	x	002515	62000	10003	KHM10	72100	CA	Contract Services - Companies	79,069.00	-	79,069.00		5th Payment for RECOFTC							002515	62000	10003	KHM10	72200	CA	Equipment and Furniture	-	-	-									002515	62000	10003	KHM10	72400	CA	Communic. & Audio Visual Equipment	-	-	-						x	x	x	002515	62000	10003	KHM10	74200	CA	Printing and publication	5,000.00	-	5,000.00		20 CF/CPA/CLUP billboards for SFM project target sites @ \$ 250 per billboard = \$5,000 (Carry over from Q2)				x	x	x	002515	62000	10003	KHM10	74500	CA	Miscellaneous Expenses	18.00	-	18.00						Sub Total - GEF													84,087.00	-	84,087.00					Sub-Total Activity 2													124,987.00	-	124,987.00					<p>Activity 3: Small and Medium Enterprises ensure long term increases in adoption of efficient technologies that reduce fuel wood demand.</p>																			<p>Output 2: CF and CPA sites integrated in local land use plans and CFs have management plans able to pursue business development, including energy woodlots.</p> <p>Indicators: 1). CFs and CPAs are managed in accordance with management plans that provide for environmental and financial sustainability and opportunities for business development by EOP 2). 4 CLUP for SFM based on CF/CPA development.</p> <p>Annual Target: 1.1. 30 CF Management Plans drafted. 1.2. 30 CF Business Plans and enterprise drafted. 2.1. 4 CLUPs developed.</p> <p>Baseline (Dec. 2012): 1.1. 0 CF management plans exist in the target provinces. 1.2. 0 CF business plan and enterprise exist in the target provinces. 2.1. 31 CLUPs completed in SFM target provinces.</p>																			<p>Output 3: Efficient technologies for reduction CO2 emissions from wood biomass energy in place.</p>																																																																																																																																																									
			002515	62000	10003	KHM10	72500	CA	Supplies and Stationaries	-	-	-								002515	62000	10003	KHM10	73100	CA	Rental & maintenance-Premises	-	-	-								002515	62000	10003	KHM10	74200	CA	Printing and publication	-	-	-								x	x	x	002515	62000	10003	KHM10	75700	CA	Training, Workshops & Conference	12,300.00	-	12,300.00					Sub Total - GEF													12,300.00	-	12,300.00					Sub-Total Activity 1													12,300.00	-	12,300.00					<p>Activity 2: Community-based sustainable forest management is being implemented effectively within a context of cantonment, province, district and commune level planning delivering concrete benefits to local communities.</p>																						002515	04000	00012	KHM10	71600	CA	Travel and Meetings	-	-	-						x	x	x	002515	04000	00012	KHM10	72100	CA	Contract Services - Companies	40,000.00	-	40,000.00		5th Payment for RECOFTC				Sub Total - TRAC													40,000.00	-	40,000.00								002515	62000	10003	KHM10	71200	CA	International Consultants	-	-	-									002515	62000	10003	KHM10	71300	CA	Local Consultants	-	-	-									002515	62000	10003	KHM10	71600	CA	Travel and Meetings	-	-	-						x	x	x	002515	62000	10003	KHM10	72100	CA	Contract Services - Companies	79,069.00	-	79,069.00		5th Payment for RECOFTC							002515	62000	10003	KHM10	72200	CA	Equipment and Furniture	-	-	-									002515	62000	10003	KHM10	72400	CA	Communic. & Audio Visual Equipment	-	-	-						x	x	x	002515	62000	10003	KHM10	74200	CA	Printing and publication	5,000.00	-	5,000.00		20 CF/CPA/CLUP billboards for SFM project target sites @ \$ 250 per billboard = \$5,000 (Carry over from Q2)				x	x	x	002515	62000	10003	KHM10	74500	CA	Miscellaneous Expenses	18.00	-	18.00						Sub Total - GEF													84,087.00	-	84,087.00					Sub-Total Activity 2													124,987.00	-	124,987.00					<p>Activity 3: Small and Medium Enterprises ensure long term increases in adoption of efficient technologies that reduce fuel wood demand.</p>																			<p>Output 2: CF and CPA sites integrated in local land use plans and CFs have management plans able to pursue business development, including energy woodlots.</p> <p>Indicators: 1). CFs and CPAs are managed in accordance with management plans that provide for environmental and financial sustainability and opportunities for business development by EOP 2). 4 CLUP for SFM based on CF/CPA development.</p> <p>Annual Target: 1.1. 30 CF Management Plans drafted. 1.2. 30 CF Business Plans and enterprise drafted. 2.1. 4 CLUPs developed.</p> <p>Baseline (Dec. 2012): 1.1. 0 CF management plans exist in the target provinces. 1.2. 0 CF business plan and enterprise exist in the target provinces. 2.1. 31 CLUPs completed in SFM target provinces.</p>																			<p>Output 3: Efficient technologies for reduction CO2 emissions from wood biomass energy in place.</p>																																																																																																																																																																										
			002515	62000	10003	KHM10	73100	CA	Rental & maintenance-Premises	-	-	-								002515	62000	10003	KHM10	74200	CA	Printing and publication	-	-	-								x	x	x	002515	62000	10003	KHM10	75700	CA	Training, Workshops & Conference	12,300.00	-	12,300.00					Sub Total - GEF													12,300.00	-	12,300.00					Sub-Total Activity 1													12,300.00	-	12,300.00					<p>Activity 2: Community-based sustainable forest management is being implemented effectively within a context of cantonment, province, district and commune level planning delivering concrete benefits to local communities.</p>																						002515	04000	00012	KHM10	71600	CA	Travel and Meetings	-	-	-						x	x	x	002515	04000	00012	KHM10	72100	CA	Contract Services - Companies	40,000.00	-	40,000.00		5th Payment for RECOFTC				Sub Total - TRAC													40,000.00	-	40,000.00								002515	62000	10003	KHM10	71200	CA	International Consultants	-	-	-									002515	62000	10003	KHM10	71300	CA	Local Consultants	-	-	-									002515	62000	10003	KHM10	71600	CA	Travel and Meetings	-	-	-						x	x	x	002515	62000	10003	KHM10	72100	CA	Contract Services - Companies	79,069.00	-	79,069.00		5th Payment for RECOFTC							002515	62000	10003	KHM10	72200	CA	Equipment and Furniture	-	-	-									002515	62000	10003	KHM10	72400	CA	Communic. & Audio Visual Equipment	-	-	-						x	x	x	002515	62000	10003	KHM10	74200	CA	Printing and publication	5,000.00	-	5,000.00		20 CF/CPA/CLUP billboards for SFM project target sites @ \$ 250 per billboard = \$5,000 (Carry over from Q2)				x	x	x	002515	62000	10003	KHM10	74500	CA	Miscellaneous Expenses	18.00	-	18.00						Sub Total - GEF													84,087.00	-	84,087.00					Sub-Total Activity 2													124,987.00	-	124,987.00					<p>Activity 3: Small and Medium Enterprises ensure long term increases in adoption of efficient technologies that reduce fuel wood demand.</p>																			<p>Output 2: CF and CPA sites integrated in local land use plans and CFs have management plans able to pursue business development, including energy woodlots.</p> <p>Indicators: 1). CFs and CPAs are managed in accordance with management plans that provide for environmental and financial sustainability and opportunities for business development by EOP 2). 4 CLUP for SFM based on CF/CPA development.</p> <p>Annual Target: 1.1. 30 CF Management Plans drafted. 1.2. 30 CF Business Plans and enterprise drafted. 2.1. 4 CLUPs developed.</p> <p>Baseline (Dec. 2012): 1.1. 0 CF management plans exist in the target provinces. 1.2. 0 CF business plan and enterprise exist in the target provinces. 2.1. 31 CLUPs completed in SFM target provinces.</p>																			<p>Output 3: Efficient technologies for reduction CO2 emissions from wood biomass energy in place.</p>																																																																																																																																																																																											
			002515	62000	10003	KHM10	74200	CA	Printing and publication	-	-	-								x	x	x	002515	62000	10003	KHM10	75700	CA	Training, Workshops & Conference	12,300.00	-	12,300.00					Sub Total - GEF													12,300.00	-	12,300.00					Sub-Total Activity 1													12,300.00	-	12,300.00					<p>Activity 2: Community-based sustainable forest management is being implemented effectively within a context of cantonment, province, district and commune level planning delivering concrete benefits to local communities.</p>																						002515	04000	00012	KHM10	71600	CA	Travel and Meetings	-	-	-						x	x	x	002515	04000	00012	KHM10	72100	CA	Contract Services - Companies	40,000.00	-	40,000.00		5th Payment for RECOFTC				Sub Total - TRAC													40,000.00	-	40,000.00								002515	62000	10003	KHM10	71200	CA	International Consultants	-	-	-									002515	62000	10003	KHM10	71300	CA	Local Consultants	-	-	-									002515	62000	10003	KHM10	71600	CA	Travel and Meetings	-	-	-						x	x	x	002515	62000	10003	KHM10	72100	CA	Contract Services - Companies	79,069.00	-	79,069.00		5th Payment for RECOFTC							002515	62000	10003	KHM10	72200	CA	Equipment and Furniture	-	-	-									002515	62000	10003	KHM10	72400	CA	Communic. & Audio Visual Equipment	-	-	-						x	x	x	002515	62000	10003	KHM10	74200	CA	Printing and publication	5,000.00	-	5,000.00		20 CF/CPA/CLUP billboards for SFM project target sites @ \$ 250 per billboard = \$5,000 (Carry over from Q2)				x	x	x	002515	62000	10003	KHM10	74500	CA	Miscellaneous Expenses	18.00	-	18.00						Sub Total - GEF													84,087.00	-	84,087.00					Sub-Total Activity 2													124,987.00	-	124,987.00					<p>Activity 3: Small and Medium Enterprises ensure long term increases in adoption of efficient technologies that reduce fuel wood demand.</p>																			<p>Output 2: CF and CPA sites integrated in local land use plans and CFs have management plans able to pursue business development, including energy woodlots.</p> <p>Indicators: 1). CFs and CPAs are managed in accordance with management plans that provide for environmental and financial sustainability and opportunities for business development by EOP 2). 4 CLUP for SFM based on CF/CPA development.</p> <p>Annual Target: 1.1. 30 CF Management Plans drafted. 1.2. 30 CF Business Plans and enterprise drafted. 2.1. 4 CLUPs developed.</p> <p>Baseline (Dec. 2012): 1.1. 0 CF management plans exist in the target provinces. 1.2. 0 CF business plan and enterprise exist in the target provinces. 2.1. 31 CLUPs completed in SFM target provinces.</p>																			<p>Output 3: Efficient technologies for reduction CO2 emissions from wood biomass energy in place.</p>																																																																																																																																																																																																												
			x	x	x	002515	62000	10003	KHM10	75700	CA	Training, Workshops & Conference	12,300.00	-	12,300.00					Sub Total - GEF													12,300.00	-	12,300.00					Sub-Total Activity 1													12,300.00	-	12,300.00					<p>Activity 2: Community-based sustainable forest management is being implemented effectively within a context of cantonment, province, district and commune level planning delivering concrete benefits to local communities.</p>																						002515	04000	00012	KHM10	71600	CA	Travel and Meetings	-	-	-						x	x	x	002515	04000	00012	KHM10	72100	CA	Contract Services - Companies	40,000.00	-	40,000.00		5th Payment for RECOFTC				Sub Total - TRAC													40,000.00	-	40,000.00								002515	62000	10003	KHM10	71200	CA	International Consultants	-	-	-									002515	62000	10003	KHM10	71300	CA	Local Consultants	-	-	-									002515	62000	10003	KHM10	71600	CA	Travel and Meetings	-	-	-						x	x	x	002515	62000	10003	KHM10	72100	CA	Contract Services - Companies	79,069.00	-	79,069.00		5th Payment for RECOFTC							002515	62000	10003	KHM10	72200	CA	Equipment and Furniture	-	-	-									002515	62000	10003	KHM10	72400	CA	Communic. & Audio Visual Equipment	-	-	-						x	x	x	002515	62000	10003	KHM10	74200	CA	Printing and publication	5,000.00	-	5,000.00		20 CF/CPA/CLUP billboards for SFM project target sites @ \$ 250 per billboard = \$5,000 (Carry over from Q2)				x	x	x	002515	62000	10003	KHM10	74500	CA	Miscellaneous Expenses	18.00	-	18.00						Sub Total - GEF													84,087.00	-	84,087.00					Sub-Total Activity 2													124,987.00	-	124,987.00					<p>Activity 3: Small and Medium Enterprises ensure long term increases in adoption of efficient technologies that reduce fuel wood demand.</p>																			<p>Output 2: CF and CPA sites integrated in local land use plans and CFs have management plans able to pursue business development, including energy woodlots.</p> <p>Indicators: 1). CFs and CPAs are managed in accordance with management plans that provide for environmental and financial sustainability and opportunities for business development by EOP 2). 4 CLUP for SFM based on CF/CPA development.</p> <p>Annual Target: 1.1. 30 CF Management Plans drafted. 1.2. 30 CF Business Plans and enterprise drafted. 2.1. 4 CLUPs developed.</p> <p>Baseline (Dec. 2012): 1.1. 0 CF management plans exist in the target provinces. 1.2. 0 CF business plan and enterprise exist in the target provinces. 2.1. 31 CLUPs completed in SFM target provinces.</p>																			<p>Output 3: Efficient technologies for reduction CO2 emissions from wood biomass energy in place.</p>																																																																																																																																																																																																																													
			Sub Total - GEF													12,300.00	-	12,300.00					Sub-Total Activity 1													12,300.00	-	12,300.00					<p>Activity 2: Community-based sustainable forest management is being implemented effectively within a context of cantonment, province, district and commune level planning delivering concrete benefits to local communities.</p>																						002515	04000	00012	KHM10	71600	CA	Travel and Meetings	-	-	-						x	x	x	002515	04000	00012	KHM10	72100	CA	Contract Services - Companies	40,000.00	-	40,000.00		5th Payment for RECOFTC				Sub Total - TRAC													40,000.00	-	40,000.00								002515	62000	10003	KHM10	71200	CA	International Consultants	-	-	-									002515	62000	10003	KHM10	71300	CA	Local Consultants	-	-	-									002515	62000	10003	KHM10	71600	CA	Travel and Meetings	-	-	-						x	x	x	002515	62000	10003	KHM10	72100	CA	Contract Services - Companies	79,069.00	-	79,069.00		5th Payment for RECOFTC							002515	62000	10003	KHM10	72200	CA	Equipment and Furniture	-	-	-									002515	62000	10003	KHM10	72400	CA	Communic. & Audio Visual Equipment	-	-	-						x	x	x	002515	62000	10003	KHM10	74200	CA	Printing and publication	5,000.00	-	5,000.00		20 CF/CPA/CLUP billboards for SFM project target sites @ \$ 250 per billboard = \$5,000 (Carry over from Q2)				x	x	x	002515	62000	10003	KHM10	74500	CA	Miscellaneous Expenses	18.00	-	18.00						Sub Total - GEF													84,087.00	-	84,087.00					Sub-Total Activity 2													124,987.00	-	124,987.00					<p>Activity 3: Small and Medium Enterprises ensure long term increases in adoption of efficient technologies that reduce fuel wood demand.</p>																			<p>Output 2: CF and CPA sites integrated in local land use plans and CFs have management plans able to pursue business development, including energy woodlots.</p> <p>Indicators: 1). CFs and CPAs are managed in accordance with management plans that provide for environmental and financial sustainability and opportunities for business development by EOP 2). 4 CLUP for SFM based on CF/CPA development.</p> <p>Annual Target: 1.1. 30 CF Management Plans drafted. 1.2. 30 CF Business Plans and enterprise drafted. 2.1. 4 CLUPs developed.</p> <p>Baseline (Dec. 2012): 1.1. 0 CF management plans exist in the target provinces. 1.2. 0 CF business plan and enterprise exist in the target provinces. 2.1. 31 CLUPs completed in SFM target provinces.</p>																			<p>Output 3: Efficient technologies for reduction CO2 emissions from wood biomass energy in place.</p>																																																																																																																																																																																																																																														
			Sub-Total Activity 1													12,300.00	-	12,300.00					<p>Activity 2: Community-based sustainable forest management is being implemented effectively within a context of cantonment, province, district and commune level planning delivering concrete benefits to local communities.</p>																						002515	04000	00012	KHM10	71600	CA	Travel and Meetings	-	-	-						x	x	x	002515	04000	00012	KHM10	72100	CA	Contract Services - Companies	40,000.00	-	40,000.00		5th Payment for RECOFTC				Sub Total - TRAC													40,000.00	-	40,000.00								002515	62000	10003	KHM10	71200	CA	International Consultants	-	-	-									002515	62000	10003	KHM10	71300	CA	Local Consultants	-	-	-									002515	62000	10003	KHM10	71600	CA	Travel and Meetings	-	-	-						x	x	x	002515	62000	10003	KHM10	72100	CA	Contract Services - Companies	79,069.00	-	79,069.00		5th Payment for RECOFTC							002515	62000	10003	KHM10	72200	CA	Equipment and Furniture	-	-	-									002515	62000	10003	KHM10	72400	CA	Communic. & Audio Visual Equipment	-	-	-						x	x	x	002515	62000	10003	KHM10	74200	CA	Printing and publication	5,000.00	-	5,000.00		20 CF/CPA/CLUP billboards for SFM project target sites @ \$ 250 per billboard = \$5,000 (Carry over from Q2)				x	x	x	002515	62000	10003	KHM10	74500	CA	Miscellaneous Expenses	18.00	-	18.00						Sub Total - GEF													84,087.00	-	84,087.00					Sub-Total Activity 2													124,987.00	-	124,987.00					<p>Activity 3: Small and Medium Enterprises ensure long term increases in adoption of efficient technologies that reduce fuel wood demand.</p>																			<p>Output 2: CF and CPA sites integrated in local land use plans and CFs have management plans able to pursue business development, including energy woodlots.</p> <p>Indicators: 1). CFs and CPAs are managed in accordance with management plans that provide for environmental and financial sustainability and opportunities for business development by EOP 2). 4 CLUP for SFM based on CF/CPA development.</p> <p>Annual Target: 1.1. 30 CF Management Plans drafted. 1.2. 30 CF Business Plans and enterprise drafted. 2.1. 4 CLUPs developed.</p> <p>Baseline (Dec. 2012): 1.1. 0 CF management plans exist in the target provinces. 1.2. 0 CF business plan and enterprise exist in the target provinces. 2.1. 31 CLUPs completed in SFM target provinces.</p>																			<p>Output 3: Efficient technologies for reduction CO2 emissions from wood biomass energy in place.</p>																																																																																																																																																																																																																																																																		
			<p>Activity 2: Community-based sustainable forest management is being implemented effectively within a context of cantonment, province, district and commune level planning delivering concrete benefits to local communities.</p>																																																																																																																																																																																																																																																																																																																																																																																																																																																																																																																																																																																															
						002515	04000	00012	KHM10	71600	CA	Travel and Meetings	-	-	-						x	x	x	002515	04000	00012	KHM10	72100	CA	Contract Services - Companies	40,000.00	-	40,000.00		5th Payment for RECOFTC				Sub Total - TRAC													40,000.00	-	40,000.00								002515	62000	10003	KHM10	71200	CA	International Consultants	-	-	-									002515	62000	10003	KHM10	71300	CA	Local Consultants	-	-	-									002515	62000	10003	KHM10	71600	CA	Travel and Meetings	-	-	-						x	x	x	002515	62000	10003	KHM10	72100	CA	Contract Services - Companies	79,069.00	-	79,069.00		5th Payment for RECOFTC							002515	62000	10003	KHM10	72200	CA	Equipment and Furniture	-	-	-									002515	62000	10003	KHM10	72400	CA	Communic. & Audio Visual Equipment	-	-	-						x	x	x	002515	62000	10003	KHM10	74200	CA	Printing and publication	5,000.00	-	5,000.00		20 CF/CPA/CLUP billboards for SFM project target sites @ \$ 250 per billboard = \$5,000 (Carry over from Q2)				x	x	x	002515	62000	10003	KHM10	74500	CA	Miscellaneous Expenses	18.00	-	18.00						Sub Total - GEF													84,087.00	-	84,087.00					Sub-Total Activity 2													124,987.00	-	124,987.00					<p>Activity 3: Small and Medium Enterprises ensure long term increases in adoption of efficient technologies that reduce fuel wood demand.</p>																			<p>Output 2: CF and CPA sites integrated in local land use plans and CFs have management plans able to pursue business development, including energy woodlots.</p> <p>Indicators: 1). CFs and CPAs are managed in accordance with management plans that provide for environmental and financial sustainability and opportunities for business development by EOP 2). 4 CLUP for SFM based on CF/CPA development.</p> <p>Annual Target: 1.1. 30 CF Management Plans drafted. 1.2. 30 CF Business Plans and enterprise drafted. 2.1. 4 CLUPs developed.</p> <p>Baseline (Dec. 2012): 1.1. 0 CF management plans exist in the target provinces. 1.2. 0 CF business plan and enterprise exist in the target provinces. 2.1. 31 CLUPs completed in SFM target provinces.</p>																			<p>Output 3: Efficient technologies for reduction CO2 emissions from wood biomass energy in place.</p>																																																																																																																																																																																																																																																																																																									
			x	x	x	002515	04000	00012	KHM10	72100	CA	Contract Services - Companies	40,000.00	-	40,000.00		5th Payment for RECOFTC				Sub Total - TRAC													40,000.00	-	40,000.00								002515	62000	10003	KHM10	71200	CA	International Consultants	-	-	-									002515	62000	10003	KHM10	71300	CA	Local Consultants	-	-	-									002515	62000	10003	KHM10	71600	CA	Travel and Meetings	-	-	-						x	x	x	002515	62000	10003	KHM10	72100	CA	Contract Services - Companies	79,069.00	-	79,069.00		5th Payment for RECOFTC							002515	62000	10003	KHM10	72200	CA	Equipment and Furniture	-	-	-									002515	62000	10003	KHM10	72400	CA	Communic. & Audio Visual Equipment	-	-	-						x	x	x	002515	62000	10003	KHM10	74200	CA	Printing and publication	5,000.00	-	5,000.00		20 CF/CPA/CLUP billboards for SFM project target sites @ \$ 250 per billboard = \$5,000 (Carry over from Q2)				x	x	x	002515	62000	10003	KHM10	74500	CA	Miscellaneous Expenses	18.00	-	18.00						Sub Total - GEF													84,087.00	-	84,087.00					Sub-Total Activity 2													124,987.00	-	124,987.00					<p>Activity 3: Small and Medium Enterprises ensure long term increases in adoption of efficient technologies that reduce fuel wood demand.</p>																			<p>Output 2: CF and CPA sites integrated in local land use plans and CFs have management plans able to pursue business development, including energy woodlots.</p> <p>Indicators: 1). CFs and CPAs are managed in accordance with management plans that provide for environmental and financial sustainability and opportunities for business development by EOP 2). 4 CLUP for SFM based on CF/CPA development.</p> <p>Annual Target: 1.1. 30 CF Management Plans drafted. 1.2. 30 CF Business Plans and enterprise drafted. 2.1. 4 CLUPs developed.</p> <p>Baseline (Dec. 2012): 1.1. 0 CF management plans exist in the target provinces. 1.2. 0 CF business plan and enterprise exist in the target provinces. 2.1. 31 CLUPs completed in SFM target provinces.</p>																			<p>Output 3: Efficient technologies for reduction CO2 emissions from wood biomass energy in place.</p>																																																																																																																																																																																																																																																																																																																											
			Sub Total - TRAC													40,000.00	-	40,000.00								002515	62000	10003	KHM10	71200	CA	International Consultants	-	-	-									002515	62000	10003	KHM10	71300	CA	Local Consultants	-	-	-									002515	62000	10003	KHM10	71600	CA	Travel and Meetings	-	-	-						x	x	x	002515	62000	10003	KHM10	72100	CA	Contract Services - Companies	79,069.00	-	79,069.00		5th Payment for RECOFTC							002515	62000	10003	KHM10	72200	CA	Equipment and Furniture	-	-	-									002515	62000	10003	KHM10	72400	CA	Communic. & Audio Visual Equipment	-	-	-						x	x	x	002515	62000	10003	KHM10	74200	CA	Printing and publication	5,000.00	-	5,000.00		20 CF/CPA/CLUP billboards for SFM project target sites @ \$ 250 per billboard = \$5,000 (Carry over from Q2)				x	x	x	002515	62000	10003	KHM10	74500	CA	Miscellaneous Expenses	18.00	-	18.00						Sub Total - GEF													84,087.00	-	84,087.00					Sub-Total Activity 2													124,987.00	-	124,987.00					<p>Activity 3: Small and Medium Enterprises ensure long term increases in adoption of efficient technologies that reduce fuel wood demand.</p>																			<p>Output 2: CF and CPA sites integrated in local land use plans and CFs have management plans able to pursue business development, including energy woodlots.</p> <p>Indicators: 1). CFs and CPAs are managed in accordance with management plans that provide for environmental and financial sustainability and opportunities for business development by EOP 2). 4 CLUP for SFM based on CF/CPA development.</p> <p>Annual Target: 1.1. 30 CF Management Plans drafted. 1.2. 30 CF Business Plans and enterprise drafted. 2.1. 4 CLUPs developed.</p> <p>Baseline (Dec. 2012): 1.1. 0 CF management plans exist in the target provinces. 1.2. 0 CF business plan and enterprise exist in the target provinces. 2.1. 31 CLUPs completed in SFM target provinces.</p>																			<p>Output 3: Efficient technologies for reduction CO2 emissions from wood biomass energy in place.</p>																																																																																																																																																																																																																																																																																																																																													
						002515	62000	10003	KHM10	71200	CA	International Consultants	-	-	-									002515	62000	10003	KHM10	71300	CA	Local Consultants	-	-	-									002515	62000	10003	KHM10	71600	CA	Travel and Meetings	-	-	-						x	x	x	002515	62000	10003	KHM10	72100	CA	Contract Services - Companies	79,069.00	-	79,069.00		5th Payment for RECOFTC							002515	62000	10003	KHM10	72200	CA	Equipment and Furniture	-	-	-									002515	62000	10003	KHM10	72400	CA	Communic. & Audio Visual Equipment	-	-	-						x	x	x	002515	62000	10003	KHM10	74200	CA	Printing and publication	5,000.00	-	5,000.00		20 CF/CPA/CLUP billboards for SFM project target sites @ \$ 250 per billboard = \$5,000 (Carry over from Q2)				x	x	x	002515	62000	10003	KHM10	74500	CA	Miscellaneous Expenses	18.00	-	18.00						Sub Total - GEF													84,087.00	-	84,087.00					Sub-Total Activity 2													124,987.00	-	124,987.00					<p>Activity 3: Small and Medium Enterprises ensure long term increases in adoption of efficient technologies that reduce fuel wood demand.</p>																			<p>Output 2: CF and CPA sites integrated in local land use plans and CFs have management plans able to pursue business development, including energy woodlots.</p> <p>Indicators: 1). CFs and CPAs are managed in accordance with management plans that provide for environmental and financial sustainability and opportunities for business development by EOP 2). 4 CLUP for SFM based on CF/CPA development.</p> <p>Annual Target: 1.1. 30 CF Management Plans drafted. 1.2. 30 CF Business Plans and enterprise drafted. 2.1. 4 CLUPs developed.</p> <p>Baseline (Dec. 2012): 1.1. 0 CF management plans exist in the target provinces. 1.2. 0 CF business plan and enterprise exist in the target provinces. 2.1. 31 CLUPs completed in SFM target provinces.</p>																			<p>Output 3: Efficient technologies for reduction CO2 emissions from wood biomass energy in place.</p>																																																																																																																																																																																																																																																																																																																																																																	
						002515	62000	10003	KHM10	71300	CA	Local Consultants	-	-	-									002515	62000	10003	KHM10	71600	CA	Travel and Meetings	-	-	-						x	x	x	002515	62000	10003	KHM10	72100	CA	Contract Services - Companies	79,069.00	-	79,069.00		5th Payment for RECOFTC							002515	62000	10003	KHM10	72200	CA	Equipment and Furniture	-	-	-									002515	62000	10003	KHM10	72400	CA	Communic. & Audio Visual Equipment	-	-	-						x	x	x	002515	62000	10003	KHM10	74200	CA	Printing and publication	5,000.00	-	5,000.00		20 CF/CPA/CLUP billboards for SFM project target sites @ \$ 250 per billboard = \$5,000 (Carry over from Q2)				x	x	x	002515	62000	10003	KHM10	74500	CA	Miscellaneous Expenses	18.00	-	18.00						Sub Total - GEF													84,087.00	-	84,087.00					Sub-Total Activity 2													124,987.00	-	124,987.00					<p>Activity 3: Small and Medium Enterprises ensure long term increases in adoption of efficient technologies that reduce fuel wood demand.</p>																			<p>Output 2: CF and CPA sites integrated in local land use plans and CFs have management plans able to pursue business development, including energy woodlots.</p> <p>Indicators: 1). CFs and CPAs are managed in accordance with management plans that provide for environmental and financial sustainability and opportunities for business development by EOP 2). 4 CLUP for SFM based on CF/CPA development.</p> <p>Annual Target: 1.1. 30 CF Management Plans drafted. 1.2. 30 CF Business Plans and enterprise drafted. 2.1. 4 CLUPs developed.</p> <p>Baseline (Dec. 2012): 1.1. 0 CF management plans exist in the target provinces. 1.2. 0 CF business plan and enterprise exist in the target provinces. 2.1. 31 CLUPs completed in SFM target provinces.</p>																			<p>Output 3: Efficient technologies for reduction CO2 emissions from wood biomass energy in place.</p>																																																																																																																																																																																																																																																																																																																																																																																			
						002515	62000	10003	KHM10	71600	CA	Travel and Meetings	-	-	-						x	x	x	002515	62000	10003	KHM10	72100	CA	Contract Services - Companies	79,069.00	-	79,069.00		5th Payment for RECOFTC							002515	62000	10003	KHM10	72200	CA	Equipment and Furniture	-	-	-									002515	62000	10003	KHM10	72400	CA	Communic. & Audio Visual Equipment	-	-	-						x	x	x	002515	62000	10003	KHM10	74200	CA	Printing and publication	5,000.00	-	5,000.00		20 CF/CPA/CLUP billboards for SFM project target sites @ \$ 250 per billboard = \$5,000 (Carry over from Q2)				x	x	x	002515	62000	10003	KHM10	74500	CA	Miscellaneous Expenses	18.00	-	18.00						Sub Total - GEF													84,087.00	-	84,087.00					Sub-Total Activity 2													124,987.00	-	124,987.00					<p>Activity 3: Small and Medium Enterprises ensure long term increases in adoption of efficient technologies that reduce fuel wood demand.</p>																			<p>Output 2: CF and CPA sites integrated in local land use plans and CFs have management plans able to pursue business development, including energy woodlots.</p> <p>Indicators: 1). CFs and CPAs are managed in accordance with management plans that provide for environmental and financial sustainability and opportunities for business development by EOP 2). 4 CLUP for SFM based on CF/CPA development.</p> <p>Annual Target: 1.1. 30 CF Management Plans drafted. 1.2. 30 CF Business Plans and enterprise drafted. 2.1. 4 CLUPs developed.</p> <p>Baseline (Dec. 2012): 1.1. 0 CF management plans exist in the target provinces. 1.2. 0 CF business plan and enterprise exist in the target provinces. 2.1. 31 CLUPs completed in SFM target provinces.</p>																			<p>Output 3: Efficient technologies for reduction CO2 emissions from wood biomass energy in place.</p>																																																																																																																																																																																																																																																																																																																																																																																																					
			x	x	x	002515	62000	10003	KHM10	72100	CA	Contract Services - Companies	79,069.00	-	79,069.00		5th Payment for RECOFTC							002515	62000	10003	KHM10	72200	CA	Equipment and Furniture	-	-	-									002515	62000	10003	KHM10	72400	CA	Communic. & Audio Visual Equipment	-	-	-						x	x	x	002515	62000	10003	KHM10	74200	CA	Printing and publication	5,000.00	-	5,000.00		20 CF/CPA/CLUP billboards for SFM project target sites @ \$ 250 per billboard = \$5,000 (Carry over from Q2)				x	x	x	002515	62000	10003	KHM10	74500	CA	Miscellaneous Expenses	18.00	-	18.00						Sub Total - GEF													84,087.00	-	84,087.00					Sub-Total Activity 2													124,987.00	-	124,987.00					<p>Activity 3: Small and Medium Enterprises ensure long term increases in adoption of efficient technologies that reduce fuel wood demand.</p>																			<p>Output 2: CF and CPA sites integrated in local land use plans and CFs have management plans able to pursue business development, including energy woodlots.</p> <p>Indicators: 1). CFs and CPAs are managed in accordance with management plans that provide for environmental and financial sustainability and opportunities for business development by EOP 2). 4 CLUP for SFM based on CF/CPA development.</p> <p>Annual Target: 1.1. 30 CF Management Plans drafted. 1.2. 30 CF Business Plans and enterprise drafted. 2.1. 4 CLUPs developed.</p> <p>Baseline (Dec. 2012): 1.1. 0 CF management plans exist in the target provinces. 1.2. 0 CF business plan and enterprise exist in the target provinces. 2.1. 31 CLUPs completed in SFM target provinces.</p>																			<p>Output 3: Efficient technologies for reduction CO2 emissions from wood biomass energy in place.</p>																																																																																																																																																																																																																																																																																																																																																																																																																							
						002515	62000	10003	KHM10	72200	CA	Equipment and Furniture	-	-	-									002515	62000	10003	KHM10	72400	CA	Communic. & Audio Visual Equipment	-	-	-						x	x	x	002515	62000	10003	KHM10	74200	CA	Printing and publication	5,000.00	-	5,000.00		20 CF/CPA/CLUP billboards for SFM project target sites @ \$ 250 per billboard = \$5,000 (Carry over from Q2)				x	x	x	002515	62000	10003	KHM10	74500	CA	Miscellaneous Expenses	18.00	-	18.00						Sub Total - GEF													84,087.00	-	84,087.00					Sub-Total Activity 2													124,987.00	-	124,987.00					<p>Activity 3: Small and Medium Enterprises ensure long term increases in adoption of efficient technologies that reduce fuel wood demand.</p>																			<p>Output 2: CF and CPA sites integrated in local land use plans and CFs have management plans able to pursue business development, including energy woodlots.</p> <p>Indicators: 1). CFs and CPAs are managed in accordance with management plans that provide for environmental and financial sustainability and opportunities for business development by EOP 2). 4 CLUP for SFM based on CF/CPA development.</p> <p>Annual Target: 1.1. 30 CF Management Plans drafted. 1.2. 30 CF Business Plans and enterprise drafted. 2.1. 4 CLUPs developed.</p> <p>Baseline (Dec. 2012): 1.1. 0 CF management plans exist in the target provinces. 1.2. 0 CF business plan and enterprise exist in the target provinces. 2.1. 31 CLUPs completed in SFM target provinces.</p>																			<p>Output 3: Efficient technologies for reduction CO2 emissions from wood biomass energy in place.</p>																																																																																																																																																																																																																																																																																																																																																																																																																																									
						002515	62000	10003	KHM10	72400	CA	Communic. & Audio Visual Equipment	-	-	-						x	x	x	002515	62000	10003	KHM10	74200	CA	Printing and publication	5,000.00	-	5,000.00		20 CF/CPA/CLUP billboards for SFM project target sites @ \$ 250 per billboard = \$5,000 (Carry over from Q2)				x	x	x	002515	62000	10003	KHM10	74500	CA	Miscellaneous Expenses	18.00	-	18.00						Sub Total - GEF													84,087.00	-	84,087.00					Sub-Total Activity 2													124,987.00	-	124,987.00					<p>Activity 3: Small and Medium Enterprises ensure long term increases in adoption of efficient technologies that reduce fuel wood demand.</p>																			<p>Output 2: CF and CPA sites integrated in local land use plans and CFs have management plans able to pursue business development, including energy woodlots.</p> <p>Indicators: 1). CFs and CPAs are managed in accordance with management plans that provide for environmental and financial sustainability and opportunities for business development by EOP 2). 4 CLUP for SFM based on CF/CPA development.</p> <p>Annual Target: 1.1. 30 CF Management Plans drafted. 1.2. 30 CF Business Plans and enterprise drafted. 2.1. 4 CLUPs developed.</p> <p>Baseline (Dec. 2012): 1.1. 0 CF management plans exist in the target provinces. 1.2. 0 CF business plan and enterprise exist in the target provinces. 2.1. 31 CLUPs completed in SFM target provinces.</p>																			<p>Output 3: Efficient technologies for reduction CO2 emissions from wood biomass energy in place.</p>																																																																																																																																																																																																																																																																																																																																																																																																																																																											
			x	x	x	002515	62000	10003	KHM10	74200	CA	Printing and publication	5,000.00	-	5,000.00		20 CF/CPA/CLUP billboards for SFM project target sites @ \$ 250 per billboard = \$5,000 (Carry over from Q2)				x	x	x	002515	62000	10003	KHM10	74500	CA	Miscellaneous Expenses	18.00	-	18.00						Sub Total - GEF													84,087.00	-	84,087.00					Sub-Total Activity 2													124,987.00	-	124,987.00					<p>Activity 3: Small and Medium Enterprises ensure long term increases in adoption of efficient technologies that reduce fuel wood demand.</p>																			<p>Output 2: CF and CPA sites integrated in local land use plans and CFs have management plans able to pursue business development, including energy woodlots.</p> <p>Indicators: 1). CFs and CPAs are managed in accordance with management plans that provide for environmental and financial sustainability and opportunities for business development by EOP 2). 4 CLUP for SFM based on CF/CPA development.</p> <p>Annual Target: 1.1. 30 CF Management Plans drafted. 1.2. 30 CF Business Plans and enterprise drafted. 2.1. 4 CLUPs developed.</p> <p>Baseline (Dec. 2012): 1.1. 0 CF management plans exist in the target provinces. 1.2. 0 CF business plan and enterprise exist in the target provinces. 2.1. 31 CLUPs completed in SFM target provinces.</p>																			<p>Output 3: Efficient technologies for reduction CO2 emissions from wood biomass energy in place.</p>																																																																																																																																																																																																																																																																																																																																																																																																																																																																													
			x	x	x	002515	62000	10003	KHM10	74500	CA	Miscellaneous Expenses	18.00	-	18.00						Sub Total - GEF													84,087.00	-	84,087.00					Sub-Total Activity 2													124,987.00	-	124,987.00					<p>Activity 3: Small and Medium Enterprises ensure long term increases in adoption of efficient technologies that reduce fuel wood demand.</p>																			<p>Output 2: CF and CPA sites integrated in local land use plans and CFs have management plans able to pursue business development, including energy woodlots.</p> <p>Indicators: 1). CFs and CPAs are managed in accordance with management plans that provide for environmental and financial sustainability and opportunities for business development by EOP 2). 4 CLUP for SFM based on CF/CPA development.</p> <p>Annual Target: 1.1. 30 CF Management Plans drafted. 1.2. 30 CF Business Plans and enterprise drafted. 2.1. 4 CLUPs developed.</p> <p>Baseline (Dec. 2012): 1.1. 0 CF management plans exist in the target provinces. 1.2. 0 CF business plan and enterprise exist in the target provinces. 2.1. 31 CLUPs completed in SFM target provinces.</p>																			<p>Output 3: Efficient technologies for reduction CO2 emissions from wood biomass energy in place.</p>																																																																																																																																																																																																																																																																																																																																																																																																																																																																																															
			Sub Total - GEF													84,087.00	-	84,087.00					Sub-Total Activity 2													124,987.00	-	124,987.00					<p>Activity 3: Small and Medium Enterprises ensure long term increases in adoption of efficient technologies that reduce fuel wood demand.</p>																			<p>Output 2: CF and CPA sites integrated in local land use plans and CFs have management plans able to pursue business development, including energy woodlots.</p> <p>Indicators: 1). CFs and CPAs are managed in accordance with management plans that provide for environmental and financial sustainability and opportunities for business development by EOP 2). 4 CLUP for SFM based on CF/CPA development.</p> <p>Annual Target: 1.1. 30 CF Management Plans drafted. 1.2. 30 CF Business Plans and enterprise drafted. 2.1. 4 CLUPs developed.</p> <p>Baseline (Dec. 2012): 1.1. 0 CF management plans exist in the target provinces. 1.2. 0 CF business plan and enterprise exist in the target provinces. 2.1. 31 CLUPs completed in SFM target provinces.</p>																			<p>Output 3: Efficient technologies for reduction CO2 emissions from wood biomass energy in place.</p>																																																																																																																																																																																																																																																																																																																																																																																																																																																																																																																	
			Sub-Total Activity 2													124,987.00	-	124,987.00					<p>Activity 3: Small and Medium Enterprises ensure long term increases in adoption of efficient technologies that reduce fuel wood demand.</p>																			<p>Output 2: CF and CPA sites integrated in local land use plans and CFs have management plans able to pursue business development, including energy woodlots.</p> <p>Indicators: 1). CFs and CPAs are managed in accordance with management plans that provide for environmental and financial sustainability and opportunities for business development by EOP 2). 4 CLUP for SFM based on CF/CPA development.</p> <p>Annual Target: 1.1. 30 CF Management Plans drafted. 1.2. 30 CF Business Plans and enterprise drafted. 2.1. 4 CLUPs developed.</p> <p>Baseline (Dec. 2012): 1.1. 0 CF management plans exist in the target provinces. 1.2. 0 CF business plan and enterprise exist in the target provinces. 2.1. 31 CLUPs completed in SFM target provinces.</p>																			<p>Output 3: Efficient technologies for reduction CO2 emissions from wood biomass energy in place.</p>																																																																																																																																																																																																																																																																																																																																																																																																																																																																																																																																					
			<p>Activity 3: Small and Medium Enterprises ensure long term increases in adoption of efficient technologies that reduce fuel wood demand.</p>																																																																																																																																																																																																																																																																																																																																																																																																																																																																																																																																																																																															
			<p>Output 2: CF and CPA sites integrated in local land use plans and CFs have management plans able to pursue business development, including energy woodlots.</p> <p>Indicators: 1). CFs and CPAs are managed in accordance with management plans that provide for environmental and financial sustainability and opportunities for business development by EOP 2). 4 CLUP for SFM based on CF/CPA development.</p> <p>Annual Target: 1.1. 30 CF Management Plans drafted. 1.2. 30 CF Business Plans and enterprise drafted. 2.1. 4 CLUPs developed.</p> <p>Baseline (Dec. 2012): 1.1. 0 CF management plans exist in the target provinces. 1.2. 0 CF business plan and enterprise exist in the target provinces. 2.1. 31 CLUPs completed in SFM target provinces.</p>																																																																																																																																																																																																																																																																																																																																																																																																																																																																																																																																																																																															
			<p>Output 3: Efficient technologies for reduction CO2 emissions from wood biomass energy in place.</p>																																																																																																																																																																																																																																																																																																																																																																																																																																																																																																																																																																																															

CPAP Outcome	CPAP Output	Expected Annual Project Results	Key Atlas Activities	TIMEFRAME			Res. Party	CHART OF ACCOUNT				Modality	Budget Descriptions	2013 Work/Budget Plan			Itemized cost		
				7	8	9		Fund	Donor	Bus. Unit	Acc.			FA	UNDP	TOTAL			
<p>between years 1 and 4 is 10% below existing rates in Kampong Speu, Kampong Chhnang, Battambang and Pursat provinces' target areas. 2.1. 2.1. 1 ACFMs have reached legalization stage.</p> <p>Baseline (Dec. 2012): 1.1. Ave. Canopy Cover of the Cardamom: 33.1%. 1.2. Ave. Canopy Cover of the CF Areas: 25%. 1.3. Ave. Canopy Cover of the CPA Areas: 25%. 1.4. Deforestation Rate: [No Data. Can be generated after the second measurements which is in 2013]. 2.1. 0 ACFM existed in the target provinces.</p>		<p>Indicators: 1). New units of ICS and stove production centers installed. 2). Woodlots based on CF management plans with business oriented management plans for fuel wood supply and green charcoal.</p> <p>Annual Target: 1.1. Additional 6 new ICS production centers/clusters established. 1.2. 30 additional ICS new producers trained and employed 70 skilled craftsmen. 1.3. 30,000 ICS/NKS produced and distributed. 1.4. 20 selected rural communities aware about ICS advantages and connected to ICS market distribution. 2.1. Additional 07 new efficient charcoal kilns constructed. 2.2. 5 areas of woodlots managed by local communities for wood energy.</p> <p>Baseline (Dec. 2012): 1.1. 0 Production centers exist. 1.2. 78 existing traditional stove producers centers in 4 target provinces. 1.3. NKS : 30,000/year. 1.4. 0 trained ICS-aware pilot communities. 2.1. 3 existing efficient charcoal kilns (Yushimora). 2.2. 0 hectare of woodlot managed by local community.</p>	<p>a). Initiate the development of 5 woodlot management plans b). Conduct awareness raising on ISC advantages and utilizations & maintenance in 10-20 selected communities & connection to market c). Constructed 4 ICS production centers d). Constructed 07 Yoshimura charcoal kilns e). Training on production procedures, kiln construction & maintenance & sustainable charcoal business e). Support Wood & Biomass Energy Working Group on SFM energy related issues</p>	x	x	x	002515 FA	04000 TRAC	00012	KHM10	72100	CA	Contract Services - Companies	40,000.00	-	40,000.00	5th Payment for GERES		
				Sub Total - TRAC												40,000.00	-	40,000.00	
							002515 FA	62000 GEF	10003	KHM10	71200	CA	International Consultants	-	-	-			
							002515 FA	62000 GEF	10003	KHM10	71300	CA	Local Consultants	-	-	-			
							002515 FA	62000 GEF	10003	KHM10	71400	CA	Contract Services- Individual	-	-	-			
							002515 FA	62000 GEF	10003	KHM10	71600	CA	Travel and Meetings	-	-	-			
				x	x	x	002515 FA	62000 GEF	10003	KHM10	72100	CA	Contract Services - Companies	44,000.00	-	44,000.00	5th Payment for GERES		
							002515 FA	62000 GEF	10003	KHM10	72200	CA	Equipment and Furniture	-	-	-			
							002515 FA	62000 GEF	10003	KHM10	72400	CA	Communic. & Audio Visual Equipment	-	-	-			
							002515 FA	62000 GEF	10003	KHM10	72500	CA	Supplies and Stationaries	-	-	-			
							002515 FA	62000 GEF	10003	KHM10	73100	CA	Rental & maintenance-Premises	-	-	-			
							002515 FA	62000 GEF	10003	KHM10	74200	CA	Printing and publication	1,500.00	-	1,500.00	Contribute to FA for printing T-shirt on Tree Planting Ceremony in July.		
				x	x	x	002515 FA	62000 GEF	10003	KHM10	74500	CA	Miscellaneous Expenses	150.00	-	150.00			
				Sub Total - GEF												45,650.00	-	45,650.00	
				Sub-Total Activity 3												85,650.00	-	85,650.00	
		<p>Output 4. Gender Communication, M&E, Lessons Learnt Established Regularly for Policy Level Impact.</p> <p>Indicators: 1). quarterly and annual reports prepared on time. 2). project oversights and evaluation conducted on time. 3). Gender action plan mainstreamed/ implemented and monitored continuously.</p> <p>Annual Target: 1.1. 3 quarterly, annual and PIR reports. 2.1. Regular field monitoring and oversights reports. 2.2. Mid-term evaluation and report. 2.3. Annual audit and report. 3.1. GAP progress report.</p> <p>Baseline (Dec. 2012): 1.1. 2012 reports</p>	<p>Activity 4: Monitoring and Learning, Adaptive Feedback & Evaluation. a). Field monitoring and oversights by FA and UNDP/SFM project support staff. b). Annual project audit. c). Quarterly project progress Meetings. d). Bi-annual Project Board Meeting. e). Annual Reflection & AWPB Workshop. f). Project mid-term review. GDLMUP/MLMUPC: a). Conduct training on CLUP with integrated SFM approach through CF/CPA. b). Quarterly/bi-annual technical meeting. c). Conducted regular technical oversights, backstopping & monitoring. CFO/FA GDE/MIME: a). Adhoc working group meetings to discuss and revise WBES. b). Consultation workshop on the revised WBES. c). Final validation workshop on WBES. d). Conducted regular technical oversights, backstoppings & monitorings.</p>	x	x	x	001981 UNDP	04000 TRAC	00012	KHM10	71200	DAI	International Consultants	-	20,000.00	20,000.00	Lump sum package for international consultants fee/DSA/travel etc. formid-term review (Carry over from Q2)		
				x	x	x	001981 UNDP	04000 TRAC	00012	KHM10	71300	DAI	Local Consultants	-	7,500.00	7,500.00	Lump sum package for Local consultants fee/DSA/travel etc. formid term review (Carry over from Q2).		
				x	x	x	001981 UNDP	04000 TRAC	00012	KHM10	71400	DAI	Contract Services- Individual	-	5,244.00	5,244.00	Remuneration for UNDP Contract Holders: (i). M&E-Communication Officer(\$1,748 x 3months) = \$5,244		
				x	x	x	001981 UNDP	04000 TRAC	00012	KHM10	71600	DAI	Travel and Meetings	-	2,500.00	2,500.00	Field Monitoring and Oversights: (i).. DSA for UNDP staff (5p x 11 days x \$45) = \$2,475 (ii). Miscellaneous=\$25		
							001981 UNDP	04000 TRAC	00012	KHM10	74200	DAI	Audio Visual & Printing Production Cost	-	-	-			
				x	x	x	001981 UNDP	04000 TRAC	00012	KHM10	74500	DAI	Miscellaneous Expenses	-	1,750.25	1,750.25	UNDP Support Management Services/Fee		
				Sub Total - TRAC												-	36,994.25	36,994.25	
				x	x	x	001981 UNDP	62000 GEF	10003	KHM10	71600	DAI	Travel and Meetings	-	1,250.00	1,250.00	Field Monitoring and Oversights: (i).. DSA for UNDP staff (5p x 5 days x \$45) = \$1,125 (ii). Miscellaneous=\$125		
				x	x	x	002515 FA	62000 GEF	10003	KHM10	71600	CA	Travel and Meetings	6,096.75	-	6,096.75	Field Monitoring and Oversights: (i). DSA for project counterparts (11p x 12days x \$31.5) = \$4,158 (ii). Travel (12p x 3 trip x \$50) = 1,800 (iii). Miscellaneous=\$139		
				x	x	x	002515 FA	62000 GEF	10003	KHM10	75700	CA	Training, Workshops & Conference	18,562.50	-	18,562.50	1. 3rd quarterly project technical meeting (i). DSA for National Counterparts (25 p x 6 days x 31.5)=\$ 2,363; (ii).Travel for participants (25 p x \$ 40) = \$ 750; (iii). Training materials & photocopies (25p x \$2) = \$ 50; (iv). Refreshment (25p x 2 days X \$2) = \$100; (v). Training hall (2 days X \$100)= \$ 200; (vi) Miscelleneouss = \$ 100; 2. Field Monitoring, Support to Inter-Ministries' focal point (refer to attach WPB): (i) MoE = \$3,750; (ii) MIME = \$ 3750; (iii) MLMUC = \$ 3750; (iv) CFO/FA = \$ 3,750;		

Summary | Related Documents | Invoice Information | Payments | Voucher Attributes | Error Summary

Business Unit: KHM10 Invoice Number: NEX Advance for 3QT 2013-SFM
 Voucher ID: 00064185 Invoice Date: 15/07/2013
 Voucher Style: Regular Action: Budget Checking ✓ [Print Invoice](#)

Copy from a Source Document
 PO Unit: Purchase Order: [Copy PO](#) Worksheet Copy Option: None

Vendor: 000006380 Pay Terms: 00 Immediate Basis Dt Type Inv Date
 Name: SUSTAINABL-001 Control Group: Comments(0)
 Location: 001 Accounting Date: 15/07/2013
 Address: 1 Advanced Vendor Search Currency: USD Non Merchandise Summary
 Total: 216,937.68 [Calculate](#)
 Difference 0.00 Session Defaults

SUSTAINABLE FOREST
 MANAGEMENT
 #40, PRAH NORODOM BLVD
 KHAN DAUN PENH
 3RD FLOOR
 PHNOM PENH - CAMBODIA KHM

Bank Default

Packing Slip:

Approved in ATLAS

Signature: *Napoleon Noro*
 Date: 19 JUL 2013

Invoice Lines Find | View All | First 1 of 1 Last

Line	Distribute by	Item	Description	Quantity	UOM	Unit Price	Extended Amount
1	Amount		NEX Advance for 3QT 2013-SFM				216,937.68

Ship To: KHM10 [SpeedChart](#) Use One Asset ID [Calculate](#)

▼ Distribution Lines Customize | Find | View All | First 1 of 1 Last

Account	Oper Unit	Fund	DeptID	PC Bus Unit	GL Unit	Project	Activity	Impl Agent	Donor	Amount	Budget Date	OpenItem
16005	KHM	62000	39605	KHM10	UNDP1	00075402	ACTIVITY1	002515	10003	216,937.68	15/07/2013	

Business Unit: KHM10
 Voucher ID: 00064185

[Print Invoice](#)

Balancing

Invoice Lines	216,937.68
Misc Charge Amount	
Freight Amount	
(minus) Total	216,937.68 Calculate
(equals) Difference Amount	0.00



Welcome Sopheak THENG, Your Atlas Finance Last Login Datetime : 08.Jul.2013 05:21:16

Home | Worklist | Add to Favorites | Sign out

Summary | Related Documents | Invoice Information | Payments | Voucher Attributes | Error Summary

Business Unit: KHM10
 Voucher ID: 00064069
 Voucher Style: Journal
 Vendor: 000006380
 Name: SUSTAINABL-001
 Location: 001
 Address: 1 Advanced Vendor Search

Invoice Number: Clear Nex Advance QT2 2013-SFM
 Invoice Date: 30/06/2013
 Action: Budget Checking
 Pay Terms: 00 Immediate
 Accounting Date: 30/06/2013
 Currency: USD
 Total: 0.00
 Difference: 0.00
 Related Voucher: 00061623

Print Invoice
 Basis Dt Type Inv Date
 Comments(0)

SUSTAINABLE FOREST
 MANAGEMENT
 #40, PREAH NORODOM BLVD
 KHAN DAUN PENH
 3RD FLOOR
 PHNOM PENH - CAMBODIA KHM

Session Defaults

Bank Default

Packing Slip:

Invoice Lines Find | View All First

Line	Distribute by	Item	Description	Quantity	UOM	Unit Price	Extended Amount
1	Amount		Clear Nex Advance V#61623				0.00
	Ship To	SpeedChart					
		KHM10					

Use One Asset ID

Calculate

Distribution Lines

Customize | Find | View | First 1-21 of 21 Last

Account	Oper Unit	Fund	DeptID	PC Bus Unit	GL Unit	Project	Activity	Impl Agent	Donor	Amount	Budget Date
16005	KHM	62000	39605	KHM10	UNDP1	00075402	ACTIVITY1	002515	10003	-215,650.70	30/06/2013
72115	KHM	04000	39605	KHM10	UNDP1	00075402	ACTIVITY2	002515	00012	40,000.00	30/06/2013
72115	KHM	62000	39605	KHM10	UNDP1	00075402	ACTIVITY2	002515	10003	79,069.00	30/06/2013
72115	KHM	04000	39605	KHM10	UNDP1	00075402	ACTIVITY3	002515	00012	40,000.00	30/06/2013
72115	KHM	62000	39605	KHM10	UNDP1	00075402	ACTIVITY3	002515	10003	44,000.00	30/06/2013
71610	KHM	62000	39605	KHM10	UNDP1	00075402	ACTIVITY4	002515	10003	48.00	30/06/2013
71620	KHM	62000	39605	KHM10	UNDP1	00075402	ACTIVITY4	002515	10003	31.50	30/06/2013
72505	KHM	62000	39605	KHM10	UNDP1	00075402	ACTIVITY4	002515	10003	120.00	30/06/2013
74510	KHM	62000	39605	KHM10	UNDP1	00075402	ACTIVITY4	002515	10003	3.00	30/06/2013
75705	KHM	62000	39605	KHM10	UNDP1	00075402	ACTIVITY4	002515	10003	449.93	30/06/2013
75706	KHM	62000	39605	KHM10	UNDP1	00075402	ACTIVITY4	002515	10003	3,899.88	30/06/2013
75707	KHM	62000	39605	KHM10	UNDP1	00075402	ACTIVITY4	002515	10003	5,017.00	30/06/2013
75709	KHM	62000	39605	KHM10	UNDP1	00075402	ACTIVITY4	002515	10003	305.88	30/06/2013
72420	KHM	62000	39605	KHM10	UNDP1	00075402	ACTIVITY5	002515	10003	28.01	30/06/2013
72425	KHM	62000	39605	KHM10	UNDP1	00075402	ACTIVITY5	002515	10003	1,015.00	30/06/2013
72435	KHM	62000	39605	KHM10	UNDP1	00075402	ACTIVITY5	002515	10003	240.00	30/06/2013
72505	KHM	62000	39605	KHM10	UNDP1	00075402	ACTIVITY5	002515	10003	460.10	30/06/2013
73110	KHM	62000	39605	KHM10	UNDP1	00075402	ACTIVITY5	002515	10003	80.00	30/06/2013
73405	KHM	62000	39605	KHM10	UNDP1	00075402	ACTIVITY5	002515	10003	133.00	30/06/2013
73410	KHM	62000	39605	KHM10	UNDP1	00075402	ACTIVITY5	002515	10003	672.17	30/06/2013
74525	KHM	62000	39605	KHM10	UNDP1	00075402	ACTIVITY5	002515	10003	78.23	30/06/2013

Business Unit: KHM10
 Voucher ID: 00064069

Print Invoice

Approved in ATLAS

Signature: Mr. Chhumi Sovanny

Date:

Balancing

Invoice Lines 0.00

(minus) Total 0.00

(equals) Difference Amount 0.00

Calculate

Summary | Related Documents | **Invoice Information** | Payments | Voucher Attributes | Error Summary

Business Unit: KHM10
 Voucher ID: 00064091
 Voucher Style: Journal
 Vendor: 000006380
 Name: SUSTAINABL-001
 Location: 001
 Address: 1 Advanced Vendor Search

SUSTAINABLE FOREST
 MANAGEMENT
 #40, PRAH NORODOM BLVD
 KHAN DAUN PENH
 3RD FLOOR
 PHNOM PENH - CAMBODIA KHM

Invoice Number: Refund from NEX adv. V#61623
 Invoice Date: 12/07/2013
 Action: Budget Checking
 Pay Terms: 00 Immediate
 Accounting Date: 12/07/2013
 Currency: USD
 Total: 0.00
 Difference: 0.00
 Related Voucher: 00061623

Basis Dt Type Inv Date
 Comments(0)

Approved in ATLAS
 Signature: *Mr. Chhum Sovanny*
 Date:

Session Defaults
 Bank Default

Packing Slip:

Line	Distribute by	Item	Description	Quantity	UOM	Unit Price	Extended Amount				
1	Amount		Refund from NEX adv. V#61623				0.00				
Ship To		SpeedChart									
KHM10											
<input type="checkbox"/> Use One Asset ID <input type="button" value="Calculate"/>											
Distribution Lines											
Account	Oper Unit	Fund	DeptID	PC Bus Unit	GL Unit	Project	Activity	Impl Agent	Donor	Amount	Budget Date
16005	KHM	62000	39605	KHM10	UNDP1	00075402	ACTIVITY1	002515	10003	-1,160.98	12/07/2013
14075	KHM	62000	39605	KHM10	UNDP1	00075402	ACTIVITY1	002515	10003	1,160.98	12/07/2013

Business Unit: KHM10
 Voucher ID: 00064091

Balancing	
Invoice Lines	0.00

The cheque has been printed on recycled watermarked paper. A watermark could indicate a fraudulent cheque.

បើកដោយ
Pay to: UNDP REPRESENTATIVE

ចំនួនប្រាក់ជាអក្សរ
Amount in words: One thousand one hundred sixty us

dollars and sixty eight cents
SUSTAINABLE FOREST MANAGEMENT

គោលបំណង / For: UNDP - Representative

ប្រអូកកាន់ / or Bearer
USD 1,160.68

ហត្ថលេខាបញ្ជាក់ / Drawer's signature

សូមចុះហត្ថលេខានៅខាងលើបន្ទាត់ / Please sign above this line

២៨៥៧៧៩០៤៤០៦០ ៧០០០០០២៣០៧៦០០០៦

ឈ្មោះ /

Name UNDP - REPRESENTATIVE

ប្រភេទប្រតិបត្តិការ / Tr. Type CHEQUE DEPOSIT

គណនី / Account 238863

ចំនួនទឹកប្រាក់ / Amount 1,160.68 USD

អត្រា / Rate

សមមូល / Equivalent

តម្រៃសេវា / Charge

សរុប / Total 1,160.68 USD

ទឹកប្រាក់នៅសល់

Available balance

ព័ត៌មានលម្អិត / Details



ហត្ថលេខា / Signature

INDEPENDENT MONUMENT

00084/ 141325-12745 AT 11:37 ON 15TH JULY 2013.

ANZ Royal Bank (Cambodia) Ltd.



គម្រោងការងារគ្រប់គ្រងឥទ្ធិសីលធានា និងគ្រប់គ្រងធនធានឧស្ម័នកាបូន

SUSTAINABLE FOREST MANAGEMENT PROJECT

UNDP/GEF PROJECT No. 00075402

(#40, Preah Norodom Blvd, Khan Daun Penh, Phnom Penh, Kingdom of Cambodia, 3th Floor)

តារាងផ្សំធានាថវិកា

Funds Reconciliation

For the Period: 01 June 2013 - 30 June 2013

Fund Available: (Fund Received from UNDP)

Fund Opening Balance [2QT 2013]	\$ 216,811.68
Fund Received in June [2QT 2013]	\$ 34,228.57
Actual Expenditures [2QT 2013]	\$ (215,650.70)

Total Fund Received:

\$ 35,389.55

Fund Balance as per General Ledger:

Pety Cash in Hand		
Outstanding Cash Adance (if any)		500.00
Fund Balance as per Bank Statement [as of 30 June 2013]	\$ 35,363.42	
Less: Outstanding Cheques:	\$ (473.87)	
285770	(325.07)	
285771	(89.80)	
285773	(59.00)	

Fund Balance at Project Bank Account \$ 34,889.55

Total Fund Balance: [as of 30 June 2013]

\$ 35,389.55

សរុបថវិកានៅសល់ចុងគ្រួសារ (Fund Balance at SFM Project)

\$ 35,389.55

Seen & Approved By:

Name: H.E. Chea Sam Ang
Title: National Project Director

Date: 15 July 2013

Checked & Certified By:

Name: Mr. Khorn Saret
Title: National Project Manager

Date: 12 July 2013

Prepared By:

Name: Ms. Nuon Chenda
Title: Project Assistant

Date: 4th July 2013

SFM General Journal ID: 00075402

Date	Voucher No.	Cheque No.	Payee/Payer	Description	Acct#	Activity#	CoA	AMT Paid	
10/05/2013	DV-05-00039	285758	RECOFTC	4th Payment to RECOFTC	2115	02	7-02	40,000.00	
10/05/2013	DV-05-00039	285758	RECOFTC	4th Payment to RECOFTC	2115	02	7-02	79,069.00	
								119,069.00	
10/05/2013	DV-05-00038	285757	GERES	4th Payment to GERES	2115	03	7-03	40,000.00	
10/05/2013	DV-05-00038	285757	GERES	4th Payment to GERES	2115	03	7-03	44,000.00	
								84,000.00	
16/05/2013	DV-05-00040	285759	Monau Peak	Trave Round trip from Pursat to PP & PP to Pursat	1610	04	7-04	48.00	
16/05/2013	DV-05-00040	285759	Monau Peak	DSA attend in a meeting	1620	04	7-04	31.50	
								79.50	
	RV-06-00008		Phan Kamnap	Office Supply	2505	04	7-04	120.00	
								120.00	
30/04/2013	DV-04-00035		N/A	Bank charge in April 2013	4510	04	7-04	1.00	
31/05/2013	DV-05-00044		N/A	Bank charge in May 2013	4510	04	7-04	1.00	
30/06/2013	DV-06-00054		N/A	Bank charge in June 2013	4510	04	7-04	1.00	
								3.00	
20/05/2013	DV-05-00042	285762	Phokeathra Resort&Spa Cambodia Co., Ltd.	Revenue project board meeting at Sofitel	5705	04	7-04	449.93	
								449.93	
01/04/2013	DV-04-00027	285748	Peou Vorleaks	Travel for Participants	5706	04	7-04	378.00	
04/06/2013	DV-06-00047	285766	Hue Chenda	Travel to attend District CLUB dissemination	5706	04	7-04	100.00	
28/06/2013	RV-06-00007		Douk Daro	Travel Allowance for focal point	5706	04	7-04	1,110.88	
28/06/2013	RV-06-00008		Phan Kamnap	Travel Allowance for focal persons	5706	04	7-04	2,311.00	
								3,899.88	
01/04/2013	DV-04-00027	285748	Peou Vorleaks	DSA for Participants	5707	04	7-04	240.00	
04/06/2013	DV-06-00047	285766	Hue Chenda	DSA to attend District CLUB dissemination	5707	04	7-04	94.50	
28/06/2013	RV-06-00007		Douk Daro	DSA Allowance for focal point	5707	04	7-04	2,404.50	
28/06/2013	RV-06-00008		Phan Kamnap	DSA Allowance for focal persons	5707	04	7-04	2,278.00	
								5,017.00	
28/06/2013	RV-06-00007		Douk Daro	Refreshment+drinking water	5709	04	7-04	145.88	
28/06/2013	RV-06-00008		Phan Kamnap	Refreshment	5709	04	7-04	160.00	
								305.88	
03/06/2013	DV-06-00046	285765	Nuon Chenda	Petty Cash Replenishment, PCV-04-019	2420	05	7-05	14.60	
03/06/2013	DV-06-00046	285765	Nuon Chenda	Petty Cash Replenishment, PCV-04-025	2420	05	7-05	13.41	
								28.01	
02/04/2013	DV-04-00030	285751	Sao Phan	Cellcard monthly fee in April 2013	2425	05	7-05	325.00	
06/05/2013	DV-05-00036	15/05/2682	Nuon Chenda	Cellcard monthly fee in May 2013	2425	05	7-05	345.00	
03/06/2013	DV-06-00045	285764	Nuon Chenda	Cellcard monthly fee in June 2013	2425	05	7-05	345.00	
								1,015.00	
18/04/2013	DV-04-00032	285753	COGETEL Limited_ONLINE	Internet monthly fee in April 2013	2435	05	7-05	80.00	
17/05/2013	DV-05-00041	285760	COGETEL Limited_ONLINE	Internet monthly fee in May 2013	2435	05	7-05	80.00	
13/06/2013	DV-06-00049	285768	COGETEL Limited_ONLINE	Internet monthly fee in June 2013	2435	05	7-05	80.00	
								240.00	
01/04/2013	DV-04-00028	285749	Kim Heng Computer Center	Cost of toner for LaserJet printer	2505	05	7-05	56.00	
11/04/2013	DV-04-00031	285752	Heng Sokly Book Shop	Cost of Office Stationery	2505	05	7-05	103.50	
26/04/2013	DV-04-00034	285755	Heng Sokly Book Shop	Cost of Office Supply	2505	05	7-05	151.80	
27/06/2013	DV-06-00052	285771	Heng Sokly Book Shop	Office Supply	2505	05	7-05	89.80	
27/06/2013	DV-06-00053	285772	OMC Company	Office Supply_Toner for MX-M200D	2505	05	7-05	59.00	
								460.10	
03/06/2013	DV-06-00046	285765	Nuon Chenda	Petty Cash Replenishment, PCV-04-023	3110	05	7-05	40.00	
03/06/2013	DV-06-00046	285765	Nuon Chenda	Petty Cash Replenishment, PCV-04-028	3110	05	7-05	40.00	
								80.00	
22/04/2013	DV-04-00033	285754	Sao Phan	Reimbursement of expense for Laptop repair	3405	05	7-05	133.00	
								133.00	
01/04/2013	DV-04-00029	285750	RMA (Cambodia) Co., Ltd.	Project car general maintenance, Plate# 2-0747	3410	05	7-05	209.60	
13/06/2013	DV-06-00050	285769	FORTE Insurance	Car Insurance_SFM project Land Cruiser & Ford Ranger	3410	05	7-05	137.50	
27/06/2013	DV-06-00051	285770	RMA (Cambodia) Co., Ltd.	Project car maintenance, Plate# 2-0747	3410	05	7-05	325.07	
								672.17	
03/06/2013	DV-06-00046	285765	Nuon Chenda	Petty Cash Replenishment, PCV-04-020	4525	05	7-05	2.27	
03/06/2013	DV-06-00046	285765	Nuon Chenda	Petty Cash Replenishment, PCV-04-021	4525	05	7-05	20.17	
03/06/2013	DV-06-00046	285765	Nuon Chenda	Petty Cash Replenishment, PCV-04-022	4525	05	7-05	3.03	
03/06/2013	DV-06-00046	285765	Nuon Chenda	Petty Cash Replenishment, PCV-04-024	4525	05	7-05	3.62	
03/06/2013	DV-06-00046	285765	Nuon Chenda	Petty Cash Replenishment, PCV-04-026	4525	05	7-05	36.36	
03/06/2013	DV-06-00046	285765	Nuon Chenda	Petty Cash Replenishment, PCV-04-027	4525	05	7-05	12.78	
								78.23	
					total	ta	Tota	Total	216,650.70

Chenda
Chenda

FORESTY ADMINISTRATION

Sustainable Forest Management

Project ID: 00075402

Monthly Bank Reconciliation

Date: 30 April 2013

Bank Statement Date: 02/05/2013

Ending Balance from Bank Statement \$214,785.58

Add Deposits in Transit:

<u>Deposit Date</u>	<u>Amount</u>	
Total Deposits in Transit		<u>\$0.00</u>

Subtotal \$214,785.58

Subtract Outstanding Checks:

<u>Check Number</u>	<u>Amount</u>	
285755	\$151.80	

Total Outstanding Checks \$ 151.80

Computed Book Balance \$ 214,633.78

Balance per Your Books \$ 214,633.78

Difference \$0.00

Seen and approved by



H.E. Chea Sam Ang
National Project Director
Date: 30 April 2013

Checked by



Mr. Khon Saret
National Project Manager
Date: 30 April 2013

Prepared by



Sao Phan
Project Assistant
Date: 30th April 2013



គម្រោងគ្រប់គ្រងឧស្សាហកម្មឈើ និងទីផ្សារដើមឈើសម្រាប់សង្គមភាព
SUSTAINABLE FOREST MANAGEMENT PROJECT
 UNDP/GEF PROJECT No. 00075402
 (#40, Preah Norodom Blvd, Khan Daun Penh, Phnom Penh, Kingdom of Cambodia, 3th Floor)

មត្តិកម្មបញ្ជីប្រាក់
Cash Book

SFM Project ID: 00075402 For Month
 of April 2013

(in US dollar)

ល.រ	ស្តីប្រាក់/Voucher			បរិយាយ Description	ចំនួនទឹកប្រាក់/Amount			លេខកូដគណនី Account Code
	កាលបរិច្ឆេទ Date	លេខប័ណ្ណប្រាក់ Check no.	លេខ No.		ចំណូល Receipt	ចំណេញ Expense	សមតុល្យ Balance	
1	2	3	4	5	6	7	8	9
1	01/04/2013			Beginning Balance	227,691.53		227,691.53	1-00-O-00-20
	01/04/2013	285748	DV-04-00027	DSA Allowances		618.00	227,073.53	7-04-G-5706
				Travel Allowances			227,073.53	7-04-G-5707
3	01/04/2013	285749	DV-04-00028	Cost of toner for LaserJet printer		56.00	227,017.53	7-05-G-2505
4	01/04/2013	285750	DV-04-00029	Project car general maintenance, Plate# 2-0747		209.60	226,807.93	7-05-G-3105
5	02/04/2013	285751	DV-04-00030	Cellcard monthly fee in April 2013		325.00	226,482.93	7-05-G-2425
6	08/04/2013	Transfer	FACE-1QT	Return the balance after 6 months to UNDP.		11,379.85	215,103.08	
7	11/04/2013	285752	DV-04-00031	Cost of Office Stationery		103.50	214,999.58	7-05-G-2505
8	18/04/2013	285753	DV-04-00032	Internet monthly fee in April 2013		80.00	214,919.58	7-05-G-2435
9	22/04/2013	285754	DV-04-00033	Reimbursement of expense for Laptop repair		133.00	214,786.58	7-05-G-3405
10	26/04/2013	285755	DV-04-00034	Cost of Office Supply		151.80	214,634.78	7-05-G-2505
11	30/04/2013	N/A	DV-04-00035	Bank charge in April 2013		1.00	214,633.78	7-05-G-4510
Total:					227,691.53	1,677.90		
Total disbursed amount in April 2013						1,677.90		
Closing balance as of 30 April 2013:							214,633.78	

បានឃើញ និង ឯកភាព
 Seen and Approved

បានពិនិត្យត្រឹមត្រូវ
 Checked by

រៀបចំដោយ
 Prepared by

Name : H.E Chea Sam Ang
 Position : National Project Director
 Date : ...១០...April 2013

Name : Mr. Khorn Saret
 Position : National Project Manager
 Date : ...១០...April 2013

Name : Mr. Sao Phan
 Position : Project Assistant
 Date : 30th April 2013



Cambodia

គម្រោងការគ្រប់គ្រងឆ្នាំងស្រូវ និងទីផ្សារស្រូវសម្រាប់ប្រជាជន
SUSTAINABLE FOREST MANAGEMENT PROJECT
 UNDP/GEF PROJECT No. 00075402
 (#40, Preah Norodom Blvd, Khan Daun Penh, Phnom Penh, Kingdom of Cambodia, 3rd Floor)

បញ្ជីត្រួតគ្រប់គ្រង
Petty Cash Book

SFM Project ID: 00075402
 For month of April 2013

(in US dollar)

ល.រ	ស្តីប័ណ្ណ/Voucher		បរិយាយ Description	ចំនួនទឹកប្រាក់ /Amount			លេខកូដគណនី Account Code
	កាលបរិច្ឆេទ Date	លេខ No.		ចំណូល Receipt	ចំណាយ Expense	សមតុល្យ Balance	
1	2	3	4	5	6	7	8
	01/04/2013		Beginning Balance	500.00		500.00	1-00-O-00-10
1	08/04/2013	PCV-04-019	Office Accessories		14.60	485.40	7-05-G-2420
2	11/04/2013	PCV-04-020	Office Accessories		2.27	483.13	7-05-G-4525
3	24/04/2013	PCV-04-021	Office Accessories		20.17	462.96	7-05-G-4525
4	29/04/2013	PCV-04-022	Office Accessories		3.03	459.93	7-05-G-4525
5	30/04/2013	PCV-04-023	Cleaning Fee in April 2013		40.00	419.93	7-05-G-3110
Total:					80.07	419.93	
Balance brought forward:					505.26		
Accumulated to the end of this month:					585.33		
Closing balance as of 30 April 2013 in the sum of (in words): Four Hundred Nineteen US Dollars and Ninety Three Cents							

បានឃើញ និង ឯកភាព
 Seen and Approved

Name : H.E Chea Sam Ang
 Position : National Project Director
 Date : ២៧...April 2013

បានពិនិត្យត្រឹមត្រូវ
 Checked by

Name : Mr. Khorn Saret
 Position : National Project Manager
 Date : ២៧... April 2013

រៀបចំដោយ
 Prepared by

Name : Mr. Sao Phan
 Position : Project Assistant
 Date : 30th April 2013



គម្រោងការងារគ្រប់គ្រងធនធានឧបទ្វីប និងទីផ្សារសីមាមកលក្សិរមាឌនិរុទ្ធភាព
SUSTAINABLE FOREST MANAGEMENT PROJECT
 UNDP/GEF PROJECT No. 00075402
 (#40, Preah Norodom Blvd, Khan Daun Penh, Phnom Penh, Kingdom of Cambodia, 3th Floor)

SFM Project ID: 00075402

របាយការណ៍ស្តីពីប្រតិបត្តិការសាច់ប្រាក់
Cash Count and Reconciliation
 For the Period from 01, April 2013 To 30, April 2013

ក្រដាសប្រាក់ដុល្លារ	បរិមាណ	ចំនួនទឹកប្រាក់	ក្រដាសប្រាក់រៀល	បរិមាណ	ចំនួនទឹកប្រាក់
US\$ Note	Quantity	Amount	Riel Note	Quantity	Amount
1	4	4	50	0	0
2	0	0	100	2	200
5	1	5	200	0	0
10	4	40	500	1	500
20	1	20	1,000	3	3000
50	3	150	2,000	0	0
100	2	200	5,000	0	0
សរុបក្រដាសប្រាក់ដុល្លារ (Total in US\$)	15	419	សរុបក្រដាសប្រាក់រៀល (Total in Riel)	6	3700

សមមូលជា ដុល្លារ (US\$ equivalent):..... 419.93
 អត្រាប្តូរប្រាក់ (Exchange rate):3965R

ការរៀងឆ្នាំសាច់ប្រាក់	សមមូលជាដុល្លារ	សរុប
Cash Reconciliation	US\$ Equivalent	Total
សមតុល្យនៃសៀវភៅប្រាក់ក្នុងដៃ Petty Cash Book Balance:	419.93	419.93
សមតុល្យនៃសាច់ប្រាក់ដែលបានរាប់ Cash Count Balance:	419.93	419.93
ភាពខុសគ្នា: គ្មាន Difference: NIL		
មូលហេតុនៃភាពខុសគ្នា: គ្មាន Reason for the difference: NIL	0.00	<u>0.00</u>

បានឃើញ និង ឯកភាព
Seen and Approved

H.E Chea Sam Ang
National Project Director
Date : ១០...April 2013

បានពិនិត្យត្រឹមត្រូវ
Checked by

Mr. Khorn Saret
National Project Manager
Date : ១០...April 2013

អ្នករាប់ និង ធ្វើតារាង
Counted and Prepared by

Mr. Sao Phan
Project Assistant
Date: 30th April 2013

0000000002307600
 USD CANBI - BUSINESS

(USD)

PAGE NO. 01
 STATEMENT DATE 02/05/2013

SUSTAINABLE FOREST MANAGEMENT
 NO 40, PRESH NORODOM BLVD,
 SK PHSAR KANDAL 2, KH DAUN PENH,
 PHNOM PENH
 CAMBODIA

DATE	TRANS. DETAILS	AMOUNT	BALANCE
010413	BALANCE B/F		228990.21
030413	KRAMUON SA CHEQUE WDL 00285745 CASH TO MR PHAN SAO	✓ 100.75-	228889.46
030413	KRAMUON SA CHEQUE WDL 00285751 CASH TO MR PHAN SAO	325.00-✓	228564.46
040413	KRAMUON SA CHEQUE WDL 00285746	1197.93-	227366.53
040413	TUOL KOK CHEQUE WDL 00285750	209.60-✓	227156.93
050413	TUOL KOK CHEQUE WDL 00285749	56.00-✓	227100.93
050413	INDEPENDEN CHEQUE WDL 00285748 CHQ TO PEOU VORLEAKS	618.00-✓	226482.93
090413	INDEPENDEN TRANSFER RETURN THE BALANCE AFTER6MONTH TO UNDP TRANSFER TO 238863	11379.85-✓	215103.08
230413	KRAMUON SA CHEQUE WDL 00285754 PAY TO SAO PHAN	133.00-✓	214970.08
230413	TUOL KOK CHEQUE WDL 00285752	103.50-✓	214866.58
230413	TUOL KOK CHEQUE WDL 00285753	80.00-✓	214786.58
300413	INTERNAL ACCT KEEP FEE	1.00-✓	214785.58
END OF STATEMENT			

FORESTY ADMINISTRATION

**Sustainable Forest Management
Project ID: 00075402
Monthly Bank Reconciliation
Date: 31 May 2013**

Bank Statement Date: 04/06/2013

Ending Balance from Bank Statement \$4,656.35

Add Deposits in Transit:

<u>Deposit Date</u>	<u>Amount</u>	
Total Deposits in Transit		<u>\$0.00</u>

Subtotal \$4,656.35

Subtract Outstanding Checks:

<u>Check Number</u>	<u>Amount</u>
	\$0.00

Total Outstanding Checks \$ -

Computed Book Balance \$ 4,656.35

Balance per Your Books \$ 4,656.35

Difference \$0.00

Seen and approved by



H.E Chea Sam Ang
National Project Director
Date: 31 June 2013

Checked by



Mr. Khon Saret
National Project Manager
Date: 31 June 2013

Prepared by



Ms. Nuon Chenda
Project Assistant
Date: 31 June 2013



គម្រោងគ្រប់គ្រងឧស្សាហកម្មធនធានឧស្ម័ន និងទឹកដីសម្រាប់សង្គមកម្ពុជា

SUSTAINABLE FOREST MANAGEMENT PROJECT

UNDP/GEF PROJECT No. 00075402

(#40, Preah Norodom Blvd, Khan Daun Penh, Phnom Penh, Kingdom of Cambodia, 3th Floor)

ក្របខណ្ឌបញ្ជីបញ្ជី

SFM Project ID: 00075402 For Month of May 2013

Cash Book

(in US dollar)

ល.រ	ស្តីប័ណ្ណ/Voucher			បរិយាយ Description	ចំនួនទឹកប្រាក់/Amount			លេខគណនី Account Code
	កាលបរិច្ឆេទ Date	ចូលបញ្ជីលេខ Check no.	លេខ No.		ទំណុក Receipt	ទំណាយ Expense	សមតុល្យ Balance	
1	2	3	4	5	6	7	8	9
1	01/05/2013			Beginning Balance	214,633.78		214,633.78	1-00-O-00-20
2	05/06/2013	285756	DV-05-00036	Cellcard monthly fee in May 2013		345.00	✓ 214,288.78	7-05-G-2425
3	10/05/2013	285757	DV-05-00038	4th Payment to GERES		40,000.00	✓ 174,288.78	7-03-U-2115
4	10/05/2013	285757	DV-05-00038	4th Payment to GERES		44,000.00	✓ 130,288.78	7-03-G-2115
5	10/05/2013	285758	DV-05-00039	4th Payment to RECOFTC		40,000.00	✓ 90,288.78	7-02-U-2115
6	10/05/2013	285758	DV-05-00039	4th Payment to RECOFTC		79,069.00	✓ 11,219.78	7-02-G-2115
7	16/05/2013	285759	DV-05-00040	Travel around trip Pusat to PP & PP to Pusat		48.00	✓ 11,171.78	7-04-G-1610
8	16/05/2013	285759	DV-05-00040	DSA to participant in TOT meeting		31.50	✓ 11,140.28	7-04-G-1620
9	17/05/2013	285760	DV-05-00041	Internet monthly fee in April 2013		80.00	✓ 11,060.28	7-05-G-2435
10	20/05/2013	285762	DV-05-00042	Revue for project board meeting at Sofitel		449.93	✓ 10,610.35	7-04-G-5705
11	29/05/2013	285763	DV-05-00043	Advance for Field Monitoring		5,953.00	✓ 4,657.35	2-00-O-4000
12	31/05/2013	N/A	DV-05-00044	Bank charge in May 2013		1.00	✓ 4,656.35	7-05-G-4510
Total:					214,633.78			
Total disbursed amount in May 2013						204,024.43		
Closing balance as of 31 May 2013:							4,656.35	

បានឃើញ និង ឯកភាព
Seen and Approved

Name : H.E Chea Sam Ang
Position : National Project Director
Date : 3 June 2013

បានពិនិត្យត្រឹមត្រូវ
Checked by

Name : Mr. Khorn Saret
Position : National Project Manager
Date : June 2013

រៀបចំដោយ
Prepared by

Name : Ms. Nuon Chenda
Position : Project Assistant
Date : 31st May 2013



Cambodia

គម្រោងគ្រប់គ្រងឧស្សាហកម្មឧស្ម័ន និងឧស្ម័នដើម្បីការពារឧស្ម័នកាបូន

SUSTAINABLE FOREST MANAGEMENT PROJECT

UNDP/GEF PROJECT No. 00075402

(#40, Preah Norodom Blvd, Khan Daun Penh, Phnom Penh, Kingdom of Cambodia, 3rd Floor)

មត្រីប្រតិបត្តិការ

Petty Cash Book

SFM Project ID: 00075402
For month of May 2013

(in US dollar)

ល.រ	សម្របសម្រួល/Voucher		បរិយាយ Description	ចំនួនទឹកប្រាក់ /Amount			លេខកូដគណនី Account Code
	កាលបរិច្ឆេទ Date	លេខ No.		ចំណូល Receipt	ចំណាយ Expense	សមតុល្យ Balance	
1	2	3	4	5	6	7	8
	01/05/2013		Beginning Balance	419.93		419.93	1-00-O-00-10
1	02/05/2013	PCV-05-024	Office Accessories		3.62	416.31	7-05-G-4525
2	08/05/2013	PCV-05-025	Office Accessories		13.41	402.90	7-05-G-2420
3	17/05/2013	PCV-05-026	Office Accessories		36.36	366.54	7-05-G-4525
4	17/05/2013	PCV-05-027	Office Accessories		12.78	353.76	7-05-G-4525
5	31/05/2013	PCV-05-028	Cleaning Fee in May 2013		40.00	313.76	7-05-G-3110
Total:					106.17	313.76	
Balance brought forward:					585.33		
Accumulated to the end of this month:					691.50		
Closing balance as of 31 May 2013 in the sum of (in words): Three Hundred Thirteen US Dollars and Seventy six Cents							

បានឃើញ និង ឯកភាព
Seen and Approved

Name : H.E Chea Sam Ang
Position : National Project Director
Date : June 2013

បានពិនិត្យត្រឹមត្រូវ
Checked by

Name : Mr. Khorn Saret
Position : National Project Manager
Date : June 2013

រៀបចំដោយ
Prepared by

Name : Ms. Nuon Chenda
Position : Project Assistant
Date : 31st May 2013



គម្រោងការងារគ្រប់គ្រងធនធានឧបទ្វីបកម្ពុជា និងទីផ្សារសេវាសង្គម
SUSTAINABLE FOREST MANAGEMENT PROJECT
 UNDP/GEF PROJECT No. 00075402
 (#40, Preah Norodom Blvd, Khan Daun Penh, Phnom Penh, Kingdom of Cambodia, 3th Floor)

SFM Project ID: 00075402

របាយការណ៍ស្តីពីប្រតិបត្តិការសាច់ប្រាក់
Cash Count and Reconciliation
 For the Period from 01, May 2013 To 31, May 2013

ក្រដាសប្រាក់ដុល្លារ US\$ Note	បរិមាណ Quantity	ចំនួនទឹកប្រាក់ Amount	ក្រដាសប្រាក់រៀល Riel Note	បរិមាណ Quantity	ចំនួនទឹកប្រាក់ Amount
1	3	3	50	1	50
2	0	0	100	0	0
5	0	0	200	0	0
10	1	10	500	0	0
20	0	0	1,000	3	3000
50	2	100	2,000	0	0
100	2	200	5,000	0	0
សរុបក្រដាសប្រាក់ដុល្លារ (Total in US\$)	8	313	សរុបក្រដាសប្រាក់រៀល (Total in Riel)	4	3050

សមមូលជា ដុល្លារ (US\$ equivalent):..... 313.76
 អត្រាប្តូរប្រាក់ (Exchange rate):4005R

ការរៀងឆ្នាំសាច់ប្រាក់ Cash Reconciliation	សមមូលជាដុល្លារ US\$ Equivalent	សរុប Total
សមតុល្យនៃសៀវភៅប្រាក់ក្នុងដៃ Petty Cash Book Balance:	313.76	313.76
សមតុល្យនៃសាច់ប្រាក់ដែលបានរាប់ Cash Count Balance:	313.76	313.76
ភាពខុសគ្នា: គ្មាន Difference: NIL		
មូលហេតុនៃភាពខុសគ្នា: គ្មាន Reason for the difference: NIL	0.00	0.00

បានឃើញ និង ឯកភាព
Seen and Approved

បានពិនិត្យត្រឹមត្រូវ
Checked by

អ្នករាប់ និង ធ្វើតារាង
Counted and Prepared by

H.E Chea Sam Ang
National Project Director
Date : ...7...June 2013

Mr. Khorn Saret
National Project Manager
Date : ..5...June 2013

Ms. Nuon Chenda
Project Assistant
Date: 31st May 2013



គម្រោងពង្រឹងការគ្រប់គ្រងឥទ្ធិពល និងទីផ្សារដីឆេះបណ្តោះអាសន្នជាតិ

SUSTAINABLE FOREST MANAGEMENT PROJECT

UNDP/GEF PROJECT No. 00075402

(#40, Preah Norodom Blvd, Khan Daun Penh, Phnom Penh, Kingdom of Cambodia, 3th Floor)

**Advance Cash Book Control
For the Period From May 1, 2013 to May 31, 2013**

Date	Cheque#	Description	Ref.	Adv. amount	Exp Amount	Balance	Status	Cleared Date	Payee
29/05/2013	285763	Advance to fird Monitoring_FA Co	DV-05-00043	5,953.00			N/A		Mr. Phan Kamnap
		Total		5,953.00	-	-			

បានឃើញ និង ឯកភាព
Seen and Approved

Name : H.E Chea Sam Ang
Position : National Project Director
Date : ... June 2013..

បានពិនិត្យត្រឹមត្រូវ
Checked by

Name : Mr. Khorn Saret
Position : National Project Manager
Date : June 2013 ..

រៀបចំដោយ
Prepared by

Name : Ms. Nuon Chenda
Position : Project Assistant
Date : 31st May 2013



00000000002307600

USD CANBI - BUSINESS

(USD)

PAGE NO. 01

STATEMENT DATE 04/06/2013

SUSTAINABLE FOREST MANAGEMENT
 NO 40, PRESH NORODOM BLVD,
 SK PHSAR KANDAL 2, KH DAUN PENH,
 PHNOM PENH
 CAMBODIA

DATE	TRANS. DETAILS	AMOUNT	BALANCE
010513	BALANCE B/F		214785.58
020513	TUOL KOK CHEQUE WDL 00285755	151.80-	214633.78
090513	INDEPENDEN CHEQUE WDL 00285756 PAY TO MS NUON CHENDA	345.00- ✓	214288.78
200513	RIVERSIDE CHEQUE WDL 00285759 PAY TO MR PEAK MONAU	79.50- ✓	214209.28
220513	TUOL KOK CHEQUE WDL 00285760	80.00- ✓	214129.28
230513	TUOL KOK CHEQUE WDL 00285758	119069.00- ✓	95060.28
230513	TUOL KOK CHEQUE WDL 00285757	84000.00- ✓	11060.28
300513	TUOL KOK CHEQUE WDL 00285762	449.93- ✓	10610.35
310513	KRAMUON SA CHEQUE WDL 00285763 PAID TO PHAN KAM NAP	5953.00- ✓	4657.35
310513	INTERNAL ACCT KEEP FEE	1.00- ✓	4656.35
END OF STATEMENT			

FORESTY ADMINISTRATION

Sustainable Forest Management

Project ID: 00075402

Monthly Bank Reconciliation

Date: 30 June 2013

Bank Statement Date: 04/07/2013

Ending Balance from Bank Statement \$35,363.42

Add Deposits in Transit:

<u>Deposit Date</u>	<u>Amount</u>	
Total Deposits in Transit		<u>\$0.00</u>

Subtotal \$35,363.42 ✓

Subtract Outstanding Checks:

<u>Check Number</u>	<u>Amount</u>
285770	\$325.07
285771	\$89.80
285773	\$59.00

Total Outstanding Checks \$ 473.87 ✓

Computed Book Balance \$ 34,889.55 ✓

Balance per Your Books \$ 34,889.55 ✓

Difference \$0.00 ✓

Seen and approved by



**H.E Chea Sam Ang
National Project Director
Date: ...S...July 2013**

Checked by



**Mr. Khon Saret
National Project Manager
Date: .4 July 2013**

Prepared by



**Ms. Nuon Chenda
Project Assistant
Date: 4th July 2013**



Cambodia

គម្រោងការគ្រប់គ្រងឧស្សាហកម្មធនធានឧស្ម័នកាបូន និងឧស្ម័នផ្សេងៗទៀត

SUSTAINABLE FOREST MANAGEMENT PROJECT

UNDP/GEF PROJECT No. 00075402

(#40, Preah Norodom Blvd, Khan Daun Penh, Phnom Penh, Kingdom of Cambodia, 3rd Floor)

មត្តិកម្មបញ្ជីបញ្ជី

Cash Book

SFM Project ID: 00075402 For Month of June 2013

(in US dollar)

ល.រ	ស្តីបញ្ជី/Voucher			បរិយាយ Description	ចំនួនទឹកប្រាក់/Amount			លេខកូដគណនី Account Code
	កាលបរិច្ឆេទ Date	ចូលបញ្ជីលេខ Check no.	លេខ No.		ទំណូល Receipt	ទំណាយ Expense	សមតុល្យ Balance	
1	2	3	4	5	6	7	8	9
1	01/06/2013			Beginning Balance	4,656.35		4,656.35	1-00-O-00-20
	03/06/2013	285764	DV-06-00045	Cellcard monthly fee in June 2013	-	345.00	4,311.35	7-05-G-2425
	03/06/2013	285765	DV-06-00046	Petty Cash Replenishment	-	186.24	4,125.11	1-00-O-00-10
4	04/06/2013	285766	DV-06-00047	DSA for HUE Chenda to attend Club Dissemination	-	94.50	4,030.61	7-04-G-5707
5				Travel for HUE Chenda to attend Club Dissemination	-	100.00	3,930.61	7-04-G-5706
6	13/06/2013		RV-06-00006	NEX Advace from UNDP	34,228.57		38,159.18	1-00-O-6005
7	13/06/2013	285767	DV-06-00048	Advance to field sport check in target provinces	-	4,640.00	33,519.18	2-00-O-4000
8	13/06/2013	285768	DV-06-00049	Internet Monthly fee in June 2013	-	80.00	33,439.18	7-05-G-2435
9	13/06/2013	285769	DV-06-00050	Office Accessories_ Car Insurance	-	137.50	33,301.68	7-05-G-3410
10	27/06/2013	285770	DV-06-00051	Project Car maintenance, Plate # 2-0747	-	325.07	32,976.61	7-05-G-3410
11	27/06/2013	285771	DV-06-00052	Office Supply	-	89.80	32,886.81	7-05-G-2505
12	27/06/2013	285773	DV-06-00053	Office Supply	-	59.00	32,827.81	7-05-G-2505
13	28/06/2013		RV-06-00007	Cleared Advance DV-06-00048	978.74		33,806.55	1-00-O-00-20
14	28/06/2013		RV-06-00008	Cleared Advance DV-05-00041	1,084.00		34,890.55	
15				Bank charge in June 2013	-	1.00	34,889.55	7-05-G-4510
Total:					40,947.66	1,231.87		
Total disbursed amount in June 2013						1,231.87		
Closing balance as of 30 June 2013:							34,889.55	

បានឃើញ និង ឯកភាព
Seen and Approved

Name : H.E Chea Sam Ang
Position : National Project Director
Date :July 2013

បានពិនិត្យត្រឹមត្រូវ
Checked by

Name : Mr. Khorn Saret
Position : National Project Manager
Date :July 2013

រៀបចំដោយ
Prepared by

Name : Ms. Nuon Chenda
Position : Project Assistant
Date : 1st July 2013



គម្រោងការគ្រប់គ្រងឧបត្ថម្ភ និងទីផ្សារដើម្បីថែរក្សាឧបត្ថម្ភធនធានព្រៃឈើ

SUSTAINABLE FOREST MANAGEMENT PROJECT

UNDP/GEF PROJECT No. 00075402

(#40, Preah Norodom Blvd, Khan Daun Penh, Phnom Penh, Kingdom of Cambodia, 3rd Floor)

SFM Project ID: 00075402

របាយការណ៍ស្តីពីប្រតិបត្តិការស្របគ្នា

Cash Count and Reconciliation

For the Period from 01, June 2013 To 30, June 2013

ក្រដាសប្រាក់ដុល្លារ	បរិមាណ	ចំនួនទឹកប្រាក់	ក្រដាសប្រាក់រៀល	បរិមាណ	ចំនួនទឹកប្រាក់
US\$ Note	Quantity	Amount	Riel Note	Quantity	Amount
1	2	2	50	1	50
2	0	0	100	8	800
5	0	0	200	0	0
10	0	0	500	0	0
20	3	60	1,000	3	3000
50	2	100	2,000	0	0
100	2	200	5,000	0	0
សរុបក្រដាសប្រាក់ដុល្លារ (Total in US\$)	9	362	សរុបក្រដាសប្រាក់រៀល (Total in Riel)	12	3850

សមមូលជា ដុល្លារ (US\$ equivalent):..... 362.95

អត្រាប្តូរប្រាក់ (Exchange rate):4070R

ការរៀងរៀងសាច់ប្រាក់	សមមូលជាដុល្លារ	សរុប
Cash Reconciliation	US\$ Equivalent	Total
សមតុល្យនៃសៀវភៅប្រាក់ក្នុងដៃ		
Petty Cash Book Balance:	362.95	362.95
សមតុល្យនៃសាច់ប្រាក់ដែលបានរាប់		
Cash Count Balance:	362.95	362.95
ភាពខុសគ្នា: គ្មាន		
Difference: NIL		
មូលហេតុនៃភាពខុសគ្នា: គ្មាន	0.00	0.00
Reason for the difference: NIL		

បានឃើញ និង ឯកភាព
Seen and Approved

H.E Chea Sam Ang
National Project Director
Date : ...៥...July 2013

បានពិនិត្យត្រឹមត្រូវ
Checked by

Mr. Khorn Saret
National Project Manager
Date : ...៤...July 2013

អ្នករាប់ និង ធ្វើតារាង
Counted and Prepared by

Ms. Nuon Chenda
Project Assistant
Date: 1st July 2013



Cambodia

គម្រោងកម្រិតការគ្រប់គ្រងព្រៃឈើ និងទីផ្សារដើមឈើសមរម្យប្រជាជនកម្ពុជា

SUSTAINABLE FOREST MANAGEMENT PROJECT

UNDP/GEF PROJECT No. 00075402

(#40, Preah Norodom Blvd, Khan Daun Penh, Phnom Penh, Kingdom of Cambodia, 3th Floor)

បញ្ជីត្រួតត្រាថវិកាខ្នាតតូច

Petty Cash Book

SFM Project ID: 00075402
For month of June 2013


(in US dollar)

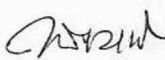
ល.រ	ស្នើសុំ/ Voucher		បរិយាយ Description	ចំនួនទឹកប្រាក់ / Amount			លេខកូដគណនី Account Code
	កាលបរិច្ឆេទ Date	លេខ No.		ទំណូល Receipt	ចំណាយ Expense	សមតុល្យ Balance	
1	2	3	4	5	6	7	8
	01/06/2013		Beginning Balance	313.76		313.76	1-00-O-00-10
1	03/06/2013	DV-06-00046	Petty Cash replenishment	186.24		500.00	1-00-O-00-10
	07/06/2013	PCV-06-029	Office Accessories		23.75	476.25	7-05-G-4525
3	07/06/2013	PCV-06-030	Office Accessories		15.70	460.55	7-05-G-2420
4	13/06/2013	PCV-06-031	Office Accessories		46.32	414.23	7-05-G-4525
5	13/06/2013	PCV-06-032	Office Accessories		11.28	402.95	7-05-G-4525
6	27/06/2013	PCV-06-033	Cleaning Fee in May 2013		40.00	362.95	7-05-G-3110
Total:					137.05	362.95	
Balance brought forward:					691.50		
Accumulated to the end of this month:					828.55		
Closing balance as of 30 June 2013 in the sum of (in words): Three Hundred Sixty two US Dollars and Ninety Five Cents							


បានឃើញ និង ឯកភាព
Seen and Approved

បានពិនិត្យត្រឹមត្រូវ
Checked by

រៀបចំដោយ
Prepared by


Name : H.E Chea Sam Ang
Position : National Project Director
Date : July 2013


Name : Mr. Khorn Saret
Position : National Project Manager
Date : July 2013


Name : Ms. Nuon Chenda
Position : Project Assistant
Date : 1st July 2013



Cambodia

គម្រោងការងារគ្រប់គ្រងព្រៃឈើ និងទីផ្សារដីធានាបរិស្ថានសង្គមនិងសេដ្ឋកិច្ច

SUSTAINABLE FOREST MANAGEMENT PROJECT

UNDP/GEF PROJECT No. 00075402

(#40, Preah Norodom Blvd, Khan Daun Penh, Phnom Penh, Kingdom of Cambodia, 3th Floor)

Advance Cash Book Control
For the Period From June 1, 2013 to June 30, 2013

Table with 10 columns: Date, Cheque#, Description, Ref., Adv. amount, Exp Amount, Balance, Status, Cleared Date, Payee. It contains two rows of transaction data and a total row.

បានឃើញ និង ឯកភាព
Seen and Approved

Handwritten signature of H.E Chea Sam Ang

Name : H.E Chea Sam Ang
Position : National Project Director
Date : July 2013..

បានពិនិត្យត្រឹមត្រូវ
Checked by

Handwritten signature of Mr. Khorn Saret

Name : Mr. Khorn Saret
Position : National Project Manager
Date : 4/7/2013

រៀបចំដោយ
Prepared by

Handwritten signature of Ms. Nuon Chenda

Name : Ms. Nuon Chenda
Position : Project Assistant
Date : 1st July 2013

00000000002307600

USD CANBI - BUSINESS

(USD)

PAGE NO. 01

STATEMENT DATE 04/07/2013

SUSTAINABLE FOREST MANAGEMENT
 NO 40, PRESH NORODOM BLVD,
 SK PHSAR KANDAL 2, KH DAUN PENH,
 PHNOM PENH
 CAMBODIA

DATE	TRANS. DETAILS	AMOUNT	BALANCE
010613	BALANCE B/F		4656.35
070613	INDEPENDEN CHEQUE WDL 00285764 PAID TO NUON CHENDA	345.00-✓	4311.35
070613	INDEPENDEN CHEQUE WDL 00285765 PAID TO NUON CHENDA	186.24-✓	4125.11
110613	INDEPENDEN CHEQUE WDL 00285766 PAY TO HUE CHENDA	194.50-✓	3930.61
130613	INDEPENDEN TRANS CAP SYS 7240015107	34228.57-✓	38159.18
140613	KRAMUON SA CHEQUE WDL 00285767 CASH TO DOUK DARO	4640.00-✓	33519.18
260613	TUOL KOK CHEQUE WDL 00285769	137.50-✓	33381.68
270613	TUOL KOK CHEQUE WDL 00285768	80.00-✓	33301.68
280613	INDEPENDEN CASH DEPOSIT	978.74 ✓	34280.42
300613	INTERNAL ACCT KEEP FEE	1.00-✓	34279.42
END OF STATEMENT			

290613

cash deposit

1084-✓

35363.42 ✓

ឈ្មោះ /

Name **SUSTAINABLE FOREST MANAGEMENT**

ប្រភេទប្រតិបត្តិការ / Tr. Type

CASH DEPOSIT

គណនី / Account

2307600

ចំនួនទឹកប្រាក់ / Amount

1,084.00 USD

អត្រា / Rate

សមមូល / Equivalent

កម្រៃសេវា / Charge


សរុប / Total

1,084.00 USD

ទឹកប្រាក់នៅសល់

Available balance

ព័ត៌មានលម្អិត / Details



ហត្ថលេខា / Signature

INDEPENDENT MONUMENT

00018/ 110067-12862 AT 10:03 ON 1ST JULY 2013.



2nd QUARTERLY PROJECT REPORT

United Nations Development Programme Cambodia
Strengthening Sustainable Forest Management and Bio-Energy Markets
to Promote Environmental Sustainability and to Reduce Greenhouse Gas
Emissions in Cambodia

1 April 2013 – 30 June 2013



Project ID & Title: 00060049

Duration: 4 years

Total Budget: US\$3,863,635

Implementing Partners/Responsible parties: Forestry Administration, MAFF

Country Programme Outcome: By 2015 National and local authorities, communities and private sector are better able to sustainably manage ecosystem goods and services and respond to climate change.

Table of Content

TABLE OF CONTENT.....	2
I. EXECUTIVE SUMMARY.....	3
II. IMPLEMENTATION PROGRESS.....	5
III. PROJECT IMPLEMENTATION CHALLENGES	11
A. UPDATED PROJECT RISKS AND ACTIONS.....	11
B. UPDATED PROJECT ISSUES AND ACTIONS.....	11
IV. FINANCIAL STATUS AND UTILIZATION	13

I. Executive summary

During the second quarter (April-June) 2013 the project has continue to made progress toward achieving its planned/expected objectives, outcomes and outputs. Key progress made during this reporting quarter resulting from the capacity buildings to government institutions and communities at both national and sub-national level including progressing of CF Management Plan and business plan (CFMP/CFBP); continuation of CLUP steps, construction of charcoal kilns, setting up the ICS production clusters, campaigning of the ICS awareness, field demonstration of Alternative CF Modalities (ACFM). However, development process and project activities on the CPAs have not yet been started due to a disagreement on the project management/ administration issues between MOE-GDANCP and FA.

SFM project has successfully coordinated the first Project Executive Board (PEB) meeting in order to update the project progresses and to seek advice and direction from PEB, especially on the engagement of MOE/GDANCP for the implementation of CPA activities. Joint UNDP and SFM project field progress spot-check to the selected sites within 4 target provinces was also organized in order to monitor and validate the actual result and progress of project implementation at the field.

1. Capacity building and policy guideline/development

4 draft concept notes have been developed by the projects: (i) The draft concept note on CF business/enterprise development, (ii) draft concept note for partnership forestry (PF), (iii) draft concept note for Community Conservation Forestry (CCF) and (iv) draft concept note for Community Based-Production Forestry (CBPF). Currently the draft concept notes are being reviewed and revised according to experts and feedback experience from the field. The concept notes are being translated into Khmer and will be presented for the FA for comments and reviews by end of July 2013. After FA review, the draft concept notes will be presented in a workshop in August 2013 and will be used as an overall guide in trailing PF, CCF, CBPF and in implementing CF business enterprise. The Draft Concept Notes will be finalized and integrated into a regulatory framework for community forestry development in Cambodia. The aim is to incorporate them into the MAFF CF guidelines (prakas) by the end of the project.

Field trainings were conducted thru "Training for Action" approach for Forest Administration Cantonment/Division/triage (FAC/FAD/FAT) and community members to all 30 CF target sites on CF Management Plan, CF resource assessment, CF forest inventory. There are totally 788 participants (267 women) participated in the trainings and actively participate in field implementation.

16 efficient charcoal kilns (ECK) is required to install across the four target provinces as a pilot demonstration. Up to date, the project has organized 2 trainings for action on charcoal kiln construction techniques (10 days/training) for 55 (10 women) charcoal producers, CF management committees and members from Damrey Chaktork and Prey Tralach CF in Kampong Spue and Battambang provinces. The training was developed based on technical manual of Yushimora Charcoal Kiln adopted from Japan. The training was organized at the community proposed charcoal kiln sites/centers located closed to CF woodlot sites where communities directly involved in constructing their own charcoal kilns with facilitation support by trainers from FAC/FAD/FAT; DIME and GERES technical staff. The same trainings will be provided in Kampong Chhnage and Pursat province next quarter 2013.

Effective Charcoal Kiln Operation training has also been provided over 04 days period (03-06 June 2013) to 11 (2 women) charcoal producers at Damrey Chaktork community charcoal production center, Kampong Spue province. The training designed based on direct experimentation approach where the traditional charcoal producers directly involved step by step in producing charcoal using an improved charcoal kiln (Yoshimora). Similar training will be provided to other producers soon the production centers and kilns construction completed.

Training of Trainers (TOT) on fuel wood biomass has also been provided to FA and MIME representatives in order to provide knowledge and materials on sustainable fuel wood biomass demand and supply as well as to discuss and collect technical feedback and technical inputs on the said matters. Training Materials/ guideline on fuel wood biomass demand and supply including fuel wood biomass inventory and management plan are being revised for trainings at sub-national levels.

2. Establishment of 30 CF and 10 CPA management plan and enterprise development, trails of 4 CF alternative modalities and CLUP implementation in 4 communes

Development Community Forest Management Plan (CFMP): There are 8 steps of CFMP planning process. Currently, 20 of 30 CF are progressing step 4 of CFMP (demarcating management blocks) and 10 CF are now in step 5 (participatory forest inventory).

Development community forest business plan (CFBP): The field level training on business/enterprise development was started by coaching the SFM project team in the provinces on collecting information on potential products, enterprises and markets. The project team was coached (trained as trainers) on how to identify business idea. Training modules and material for ToT training was developed along with a concept note. All the 30 CFs are progressing on phase 1 of 4 phases of business/enterprise development process

(Assessment of Existing Situation/Selecting CF Enterprise Ideas and Entrepreneurs) and collect information on potential products, enterprises and markets. They all have already identified their three (3) priority products during the forest resource assessment indicates bamboo, rattan, and charcoal as the potential products. Quantitative assessment of these 3 priority forest products are being assessed in the participatory CF forest resource assessment and inventory process (step 4 & 5 of CFMP). Project is working on the business strategies and approach on fuel wood and charcoal as many CF reported the most priority products for CF business are charcoal and fuel wood.

Trails of Alternative CF Modalities: The project has identified two (2) sites (Takream CF in Battambang Province cover 1,252 ha involving 2,161 HHs and Tadesk CF in Pursat province cover 1,782 ha involving 1,413 HHs) for Partnership Forestry (PF), one (1) site (Toul Krous CF cover 2,069 ha involving 2,316 HHs) for Community Based Production Forestry (CBPF), and one (1) site (Roleak Kangcheung in Kampong Speu province, cover 2,226 ha involving 340 HHs for Community Conservation Forestry (CCF).

The development of ACFMs will follow the 11 steps process of community forestry development with different management objective, scope and management structure. PF1 has initial negotiations with Commune Council (CC), PF2 progressing on step2, CBPF progressing on step 2 and CCF progressing on step 4.

CLUP implementation: 4 Commune Land Use Planning (CLUP), 1 CLUP per province with a total land areas of 259,067 ha involving 7, 561 families with integration of CF/CPA and WISDOM are being prepared. The fieldwork and data processing are completed in Pursat (Samroang) and Kampong Chhnang (Trapeang Chan). In Battang (Takream), the field work on forest inventory was interrupted due to observed explosive landmines in the area. 2 of 4 CLUP have reached step 4 of 11 tasks of CLUP (Pursat and Kampong Speu) and Battambang and Kampong Chhnang are at tasks 1 and 2 respectively.

3. Wood energy efficiency promoted by improved stoves and kilns and woodlot management plans

Efficient Charcoal Kiln: At least 13 of the 16 Yoshimora charcoal kilns will be constructed in 2013. Up to end of June 2013, 3 charcoal shelters and 05 kilns has been constructed , 2 more kilns are under construction, the remaining 06 kilns are still negotiated with communities and Forest Administration Cantonment to find locations.

Woodlot management plan: The identification of woodlots sites has been a challenging task due to: (i) fuel wood biomass availability within CF areas in SFM target provinces and (ii) complexity of national regulations and responsibility of members of target CF sites. Although these difficulties, the project was able to select 7 Community Forestry sites covering 4,524 ha of forest land (Damrey Chaktlork CF covering 1,596 ha, Trapeang Chhan CF 201 ha, 185K covering 631 ha, Cheuteal CF covering 471 ha, Bankorng Khmum CF covering 299 ha and Prey Tralach CF1,332 ha) involving 1,833 HHs for woodlots management plan development based on CF management plans.

Up to end of June 2013, all the proposed 7 CFs are implementing Steps 4 & 5 (Demarcating management blocks in the field & conducting participatory forest inventory) of the 8 steps of CF management plan where woodlot blocks are also being identified and demarcated.

ICS Production: The new trained ICS Producers have been clustered into 6 production clusters/centers (5 producers per cluster) depending on their location. ICS particularly Neang Kanrey Cookstove production started. So far the new trained ICS Producers have provided training and employing 32 (22 women) craftsmen to support their ICS productions. Up to end of June 2013; 16,984 NKS have been produced of which 16,250 NKS solved. Average income¹ before starting ICS production is \$172 per month per family. SFM-label for ICS tracking is produced and under recording by the new ICS producers. Current average income is US\$ 209 per month per family an increase of US\$ 37 (21%) per month per family. The current assessment on project document based on SFM project documents target value of additional 90,000 ICS in PY3 corresponding to emission reduction of the 26,400tCo_{2e} by end of June 2013 the project have reduced 4,767 tCo_{2e} from 16,250 NKS disseminated.

ICS awareness: Following the two sub-national awareness raising seminars on ICS advantages conducted for 40 government representatives and local authorities from the 4 target provinces last quarter, awareness raising campaigns at village using direct cooking demonstration and discussion methods to allow villagers to have direct experience is being conducted. Up to June 2013, ICS awareness raising campaigns have been conducted in 6 of the 20 -30 villages to 359 (224 women) household headed representatives. Baseline report on stove user pattern has been prepared.

Project will focus on completion of drafting the CFMPs of all the 30 CFs target sites, finalizing the draft business/enterprise plan for at least one potential priority product per CF site, increasing the number of ICS production units, finalizing wood biomass inventory and harvesting plans and finalizing the construction of the remained charcoal centers and kilns plan in 2013.

¹ Income in this context including income from rice production, pottery production ... etc.

II. Implementation progress

PROGRESS TOWARDS PROJECT OUTPUTS

Output 1: Increase capacity and supportive legal framework and financial strategies for all CF and CPA modalities in place including possible REDD carbon financing and wood biomass energy strategic result			
Output Indicators	<i>Baseline (December 2012)</i>	<i>Target (December/2013)</i>	<i>Current status (June/2013)</i>
A supportive legal framework exists for all models of community-based forest management and conservation mentioned in the NFP	<ul style="list-style-type: none"> ▪ Legal framework for CF defined in MAFF Prakas (2006) exists but framework for 3 ACFMs is still lacking. ▪ Few models on business development for CF supported by NGOs exists 	<ul style="list-style-type: none"> ▪ Draft concept notes developed and approved by FA for SFM project implementation: <ul style="list-style-type: none"> -ACFM (PF, CBPF, CCF) -CF Business Plan -Case studies and or policy notes conducted for CF guideline consolidation 	<ul style="list-style-type: none"> • Concept Notes on ACFMs (CBPF, PF, and CCF) have been drafted and under translation into Khmer.
Sites Developed Under Alternative CF Modalities	Testing of ACFM does not exist in the target sites	<ul style="list-style-type: none"> ▪ 2 sites developed for Partnership Forestry (PF), ▪ 1 site developed for Community-based Production Forestry (CBPF), ▪ 1 site developed for Conservation Community Forestry (CCF) 	<ul style="list-style-type: none"> • Identified 2 sites for PF, 1 site for CBPF, 1 site for CCF. PF1 has initial negotiations with CC, PF2 progressing on step 2, CBPF progressing on step 2 and CCF progressing on step 4
Enhanced national capacities and political will in FA & GDANCP to coordinate and integrate development of CFs & CPAs in a decentralized landscape-based approach, integrating commune land use planning	CLUP does not fully integrate SFM	<ul style="list-style-type: none"> ▪ Training for action on CLUP & its link to SFM & WISDOM ▪ Trainings for action on CFMP development ▪ Training for action on landscape functions-based approach and people 	CLUP related training was provided to DLUP team in the last quarter already. Now DLUP teams are progressing on CLUP process as follows: <ol style="list-style-type: none"> 1. Battambang: Step 1, 2. Kampong Chhnang: step 2 3. Pursat: step 4 4. Kampong Speu: step 4
No. of CLUP that integrates SFM through CF/CPA designed and approved	<ul style="list-style-type: none"> ▪ There are 21 existing CLUPs in the 4 target provinces are: Pursat = 8; Battambang = 1; K Speu = 22; K Chhnang = 0. ▪ Land Use planning by local authorities does not include attention to SFM 	<ul style="list-style-type: none"> ▪ Development of 4 CLUPs (1 per province) ▪ No. of CLUPs with CF/CPA areas delineated and described 	<ul style="list-style-type: none"> ▪ See progress above
No. of CF and CPA management plans that incorporates SFM by Year 4	<ul style="list-style-type: none"> ▪ No CF and CPA Management Plans in place yet in the target sites ▪ No CF/CPA Business Plans in Place for the Target CF and CPAs ▪ 	<ul style="list-style-type: none"> ▪ Draft 30 CF Forest Management Plans Developed ▪ 30 CF Business Development Plans Developed ▪ 	<ul style="list-style-type: none"> ▪ All the 30 CFs have completed the first 3 steps of the 8 step CFMP process. 20 CFs progress on demarcating management blocks in the field (step 4) and 10 CFs progress on conducting participatory forest inventory (step 5). ▪ No progress on CPAs because of disagreement MoE and FA/RECOFTC on project management/administration.
National Wood Energy Implementation Strategy exists, incorporating private sector modalities	Wood & Biomass Energy Strategy will exist by end of 2011 produced by MIME	Component 3 will have prepared AWP to follow up on recommendations of strategy	<ul style="list-style-type: none"> ▪ An Adhoc Inter-Ministerial Working Group has been established by MIME to coordinate and finalize the strategy. The draft strategy is being translated into Khmer and incorporating in the Council of Minister format.

Following the field trainings on CFMP1 conducted in the first quarter of 2013 for 158 CF members, all the 30 CF with facilitation support for FAC/FAD/FAT and RECOFTC/Mlup Baitang field staff have begun the CFMP and CFBP planning process in their respect communities.

Regard to progress of CLUP implementation, there are slow progress for the CLUP in BTB and KCH, step 1 and step 2 of CLUP tasks respectively; while CLUP in PST and KSP are now at step 4 of 11 steps of CLUP tasks. Regard to the establishment of ACFM sites, the CF development step is used. The progress of ACFM sites as of June 2013 included: PF1 (Pursat) has initial negotiations with Commune Council (CC), PF2 (BTB) progressing on step2, CBPF (Pursat) progressing on step 2 and CCF (KSP) progressing on step 4 of the 11 steps of CF development process.

4 draft concept notes related to (i) CF business/enterprise development, (ii) draft concept note for partnership forestry (PF), (iii) draft concept note for Community Conservation Forestry (CCF) and (iv) draft concept note for Community Based-Production Forestry (CBPF). Currently the draft concept notes are being reviewed and revised according to experts and feedback experience from the field. The concept notes are being translated into Khmer and will be presented for the FA for comments and review. After FA review, the draft concept notes will be presented in a workshop in August 2013 and will be used as an overall guide in testing and in project implementation. The Draft Concept Notes will be finalized and integrated into a regulatory framework for community forestry development in Cambodia. The aim is to incorporate them into the MAFF CF guidelines (prakas) by the end of the project.



Picture 1: Joint UNDP and SFM/FA spot check to the target sites, 17-21 June 2013

<input type="checkbox"/> Delivery exceeds plan	<input checked="" type="checkbox"/> Delivery in line with plan	<input type="checkbox"/> Delivery below plan
--	--	--

Output 2: CF and CPA sites integrated in local land use plans and CFs have management plans able to pursue business development including energy woodlots			
Output Indicators	<i>Baseline (December 2012)</i>	<i>Target (December/2013)</i>	<i>Current status (June/2013)</i>
No. of FA Cantonment and MoE PA Offices that have community-based forest management development plans by EOP	There are no existing CBFMP forest management plan in the target FACs	<ul style="list-style-type: none"> Four (4) FA Cantonments have community-based forest management plans : <ul style="list-style-type: none"> BTB = 6 CF PUR = 10 CF KCH = 6 CF KPS = 11 CF 	<ul style="list-style-type: none"> After the TOT training for local FA and the sign of PIA, 4 FA Cantonment offices started working with communities to develop CFMPs: <ul style="list-style-type: none"> Kampong Spue: 11 CFMPs, covered 4,377 ha, 3559 HHs Kampong Chhnang: 6 CFMPs, covered 1,110 ha, 2,482 HHs Pursat: 8 CFMPs, covered 2452 ha, 1,711 HHs Battambang: 5 CFMPs, covered 2,514 ha, 1,430 HHs
No. of management plans for CPAs in Aural and Samkos Wildlife Sanctuaries by EOP	0	10 ² sites	<ul style="list-style-type: none"> All 10 sites of CPA were identified but the development work of the CPA management plans has not yet been started due to the disagreement of MoE/GDANCP on the project management structure.
No. of community forests (CFs and CPAs) are managed in accordance with management plans that provide for environmental and financial sustainability and opportunities for business development by EOP	0 CFs and CPAs	30 CFs and 10 CPAs	All CF still work to complete CFMP and CFBP (step 4 & 5 of CFMP and step 1 of CFBP)
No. of locally commune-based land use plans/ CLUP for SFM based on CF/CPA development	0	4	4 Commune Land Use Planning (CLUP), 1 CLUP per province with a total land areas of 259,067 ha involving 7, 561 families with integration of CF/CPA and WISDOM are being prepared.
<p>The development of CF management plan (CFMP) and business plan (BP) has started. After the trainings, 30 communities have completed the 1st 3 steps (meeting with Community Forest Management Committees (CFMC) and Community Forestry Members (CFM); conducted participatory CF resource assessment and verifying CF management blocks in their community forests) of the 8 steps CFMP development process. 20 CFs progressing on demarcating management blocks (step 4) and 10 CFs progress on participatory forest inventory (step 5).</p> <p>10 CPA have been identified and selected. However, the development process and project activities on the CPAs have not yet been started due to a disagreement on the project management/ administration issues between MOE-GDANCP and FA.</p> <p>Some business planning activities are being implemented parallel to the CF Management Plan. The field level training on business/enterprise development was started by coaching the SFM project team in the provinces on collecting information on potential products, enterprises and markets. The project team was coached (trained as trainers) on how to identify business idea. Training modules and material for ToT training was developed along with a concept note. All the 30 CFs are progressing on phase 1 of 4 phases of business/enterprise development process (Assessment of Existing Situation/Selecting CF Enterprise Ideas and Entrepreneurs) and collect information on potential products, enterprises and markets. They all have already identified their three (3) priority products during the forest resource assessment indicates bamboo, rattan, and charcoal as the potential products. Quantitative assessment of these 3 priority forest products will be determined after the participatory CF forest resource assessment and inventory process completed.</p>			

² Management plans of 10 CPAs in Aural and Samkos Wildlife Sanctuaries reflect regional considerations and provisions of overall PA management plans



Picture 2: Community members conducted forest inventory

Delivery exceeds plan
 Delivery in line with plan
 Delivery below plan

Output 3: Small and Medium Enterprises ensure long term increase in adaptation of efficient technology that reduce fuel demand			
Output Indicators	<i>Baseline (December 2012)</i>	<i>Target (December/2013)</i>	<i>Current status (June/2013)</i>
Increased market share of improved technologies	1.7% (national level)	17%	Will be conducted by end of 2013
No. of units sold - NKS - Efficient charcoal kilns (ECK)	NKS= 30,000 units (national)	NKS = 90,000/year (additional) ECK= 07 ECK (additional)	<ul style="list-style-type: none"> NKS transaction from Feb-June 2013 showed that: <ul style="list-style-type: none"> NKS produced=16,984 units NKS sold = 16,250 units 5 of 16 ECK completed constructed and 2 kilns are running the charcoal production (Kampong Speu). 2 kilns are under construction (KCH) and the remaining 6 kilns are now identified the locations for construction next quarter.
Total number of woodlots based on CF management plans in provinces with business oriented management plans for fuel wood supply and green charcoal - with involvement of private sector	2 woodlot sites (1 Tram Kak CF, 1 Kirirom CPA)	Draft woodlot management plan for 5 CF woodlot sites prepared	All the proposed 5 CFs are implementing Steps 4 & 5 (Demarcating management blocks in the field & conducting participatory forest inventory) of the 8 steps of CF management plan where woodlot blocks are also being identified and demarcated.
No. of fully functioning improved cook stove production centers by EOP	1	6	<ul style="list-style-type: none"> 6 ICS production clusters were formed (about 5 producers per cluster) <ul style="list-style-type: none"> Kampong chhnang = 4 clusters Kampong Speu = 1 cluster Pursat = 1 cluster
% increase in income of stove producers by EOP	\$40/month	+50% increase in income \$60/month	<ul style="list-style-type: none"> \$ 172/month (family income before ICS production of 30 ICS producers) \$ 209/month of all 30 ICS producers (average) since the start of ICS production

SFM-label for ICS tracking is produced and under recording by the new ICS producers. All 30 ICS producers started their production in Feb 2013 and they have trained and employed other 32 (22 women) craftsmen to support their ICS production. The ICS clusters/trainers are being equipped with ICS production materials and equipment, such as ICS molds, stove kilns, and clay mix machine etc. and is expected to be completed next quarter in order to start full ICS production process. Based on the field monitoring, the marketing aspect for ICS producers in Kampong Speu and Pursat is a major concern as very few ICS distributors in the local and the low commitment of investment in the ICS production. The assessment of incomes of ICS producers found that average income before ICS production is US\$ 172/month/family; and the average income since starting ICS production is US\$ 209/month/, an increase of US\$ 37/month. However, The assessment of the change in income from charcoal business will be conducted when the business plan of 16 charcoal kilns will be implemented to account for the change income attributed to the project.



Picture 3: NKS Produce by SFM new trained ICS Producer, Kampong Chhnang Province



Picture 4: Efficient Charcoal Kilns and charcoal products, Damrey Chaktlork CF, Kampong Speu Province

Delivery exceeds plan Delivery in line with plan Delivery below plan

PROGRESS TOWARDS COUNTRY PROGRAMME (CPAP) OUTPUT

OUTPUT 3.1: Pro-poor sustainable forest /protected area management and bio-energy productions accelerated			
Output Indicators	Baseline (December/2012)	Target (December/2013)	Current status (June 2013)
No. of communities acquired tenure rights over the management of their forest resources strengthened through CF/CPA management plan and business and enterprise development	<ul style="list-style-type: none"> • 19 of 30 CF have CF agreement • All 30 CF do not have CF MP and CF BP 	<ul style="list-style-type: none"> • 30 CF drafted CF management plan and forest based business enterprise plan • 11 CF completed CF legalization and get agreement from FA 	<ul style="list-style-type: none"> • All CF are at step 4 and step 5 of 8 CFMP steps • All 11 CF without agreement are at step 7 of CF development
No. of new units of efficient cook stoves and stove production centers installed	<ul style="list-style-type: none"> • No production of ICS unit from new ICS producers • ICS center do not exist 	<ul style="list-style-type: none"> • 30,000 ICS unit • 6 ICS Production cluster formed 	<ul style="list-style-type: none"> • NKS transaction from Feb-June 2013 showed that: • NKS produced=16,984 units

to reduce CO2 emission			<ul style="list-style-type: none"> • NKS sold = 16,250 units • 6 ICS Production clusters formed and are being equipped.
No. of new jobs created for rural women for manufacturing and market distribution of efficient cook stoves	30 new ICS producers (25 women)	• 60 new jobs created for rural women in 6 ICS clusters	<ul style="list-style-type: none"> • 32 craftsmen (22 women) employed in 6 ICS clusters • Totally, there are 62 new ICS producers
<input type="checkbox"/> Delivery exceeds plan	<input checked="" type="checkbox"/> Delivery in line with plan	<input type="checkbox"/> Delivery below plan	

PROGRESS TOWARDS COUNTRY PROGRAMME (CPAP) OUTCOME

OUTCOME: BY 2015, national and local authorities, communities, and private sector are able to conserve biodiversity and respond to climate change			
Output Indicators	Baseline (December/2012)	Target (December/2013)	Current status (June 2013)
4.1 Stability of indices of ecosystem health, diversity and condition in target community-managed forests	<p>The average canopy cover is divided into various categories:</p> <ul style="list-style-type: none"> • Province: <ul style="list-style-type: none"> Battambang: 19.6% K Chhnang : 33.3% K Speu : 37.6% Pursat : 42.0% • Cardamom Protected Forests: 50.3% • Wildlife Sanctuaries <ul style="list-style-type: none"> • Aural WS 46.9% • Samkos WS 44.4% • CPA Areas: 39.8% • Production/ Buffer Zone Area : 28.3% • CF Area: 38.4% 	Indices remain at 100% of baseline levels	The analysis of the change of the canopy cover will be assessed in end 2013 and 2014 with 2012 as the base year
4.2 Reduction in the deforestation rates in Kampong Speu, Kampong Chhnang, Battambang and Pursat provinces, due to increases in the effectiveness of combating of threats due to strengthened community-based management, and reductions in demand for wood energy	Current average deforestation rate in Kampong Speu, Kampong Chhnang, Battambang and Pursat provinces to be determined at project start-up through analysis of satellite imagery	Average between years 1 and 4 is 10% below existing rates in Kampong Speu, Kampong Chhnang, Battambang and Pursat provinces' target areas	The analysis of the deforestation rate will be measured as the difference of the canopy cover between measurements in 2013 and 2014 with 2012 as the base year. The baseline canopy cover will use the information above.
4.3 Improvement in the canopy density and structure of forests in Kampong Speu, Kampong Chhnang, Battambang and Pursat provinces, due to improved management and protection by forest communities and reductions in the levels of demand for wood energy	<ul style="list-style-type: none"> ▪ The current extent and status of degraded forest covers areas with 10-50% canopy cover. The area with 10-50% canopy cover are classified as follows: <ul style="list-style-type: none"> ▪ Total SFM Area Covered : 2,171,282 ▪ Cardamom Protected Forests: 90,088 ▪ Wildlife Sanctuaries: 396,711 ▪ CPA Areas: 10,197 ▪ Production / Buffer Zone Area: 1,644,570 ▪ CF Area: 9,317 	▪ Higher than baseline	<ul style="list-style-type: none"> ▪ The analysis of the improvement in canopy cover will be measured as the difference of the canopy cover between measurements in 2013 and 2014 with 2012 as the base year. ▪ The baseline canopy cover will use the information above.
4.4 No. of CFs around the Cardamoms that have completed all	▪ 81 CFs with total forested 18,905.7 ha involving 17,565	▪ 125 CFs ⁴	As of March 2013 <ul style="list-style-type: none"> ▪ 134 CF established (37,540 ha; 26,482

⁴ This cover 36,000 has. area

legalization requirements to operate by EOP as an indirect result of SFM alliance with the other DP	households have legalized with MAFF <ul style="list-style-type: none"> 73 CFs with total forested areas of 16,496.70 ha have agreement with FA³ 		households) <ul style="list-style-type: none"> 86 CF registered with MAFF = (21,407 ha) 78 CF have agreement with FA
4.5 No. of CPAs that have completed all procedural requirements to operate by EOP as an indirect result of SFM alliance with the other DP	<ul style="list-style-type: none"> 20 have developed a number of steps under CPA guidelines 	<ul style="list-style-type: none"> 34 CPAs 	<ul style="list-style-type: none"> 35 CPAs established (23,823 ha; 5,182 households) in Phnom Aural and Phnom Samkos Wildlife Sanctuary 24 CPAs have CPA agreement with MoE/GDANCP5
5. 0. Reduction in CO2 emissions nationally due to adoption of improved cook stoves	BAU [Business As Usual] scenario for domestic cooking emissions	<ul style="list-style-type: none"> 26,400 ton CO2 reduction through 90,000 ICS disseminated 	<ul style="list-style-type: none"> 4,767 tCO2e reduced from 16,250 NKS disseminated up to end of end of June 2013

III. Project implementation challenges

a. Updated project risks and actions

Project risk	Action taken
1. 7 CF sites overlapped with ELC areas affected the legal tenure rights of Communities	Recofts and FAC continued effort to negotiate with company at Pursat; and provincial collaborative meeting was held in May 2012 chaired by provincial governor.
2. ACFM sites (CBPF, PF) located within suspended you Risacor forest concession	Preparatory tasks (maps, and letters) were prepared for negotiation with company. This case was submitted to national FA for solution.
3. No involvement of MoE/GDNACP for CPA implementation	<p>SFM/FA has conducted meeting (01 April 2013) to present and discuss the role of MOE in the overall project management structure. MoE requested that project structure be reviewed to move forward their engagement in the project, especially the confirmation of target CPA sites in the 2</p> <p>UNDP staff has also conducted informal meeting with GDANCP to discuss on issue of GDANCP involvement. Currently, the project is working with FA and RECOFTC/Mlup Baitang on budget plan for CPA related activities, roles of GDANCP and implementation approach for them to make final decision.</p>

b. Updated project issues and actions

Project issues	Action taken
1. Co-financing arrangements/or partnerships do not transpire	<p>It was recommended by the Project Board Member that this output will be undertaken in coordination with UN-REDD and related development agencies directly working on this issue.</p> <p>Project has secured additional US\$ 223,206.00 co-financing support for Forinfo provided through RECOFTC as leveraged/complemented fund to support SFM project activities. The fund will be used for forest business, forest inventory and</p>

³ CF statistic in Cambodia, December 2011, Forestry Administration, Ministry of Agriculture, Forestry and Fishery (FA/MAFF)

⁵ Project Scoping and comprehensive baseline Study- Final Report for SFM-RFP1, September 2012

	WISDOM study in some selected SFM CF target sites.
2. Cantonments do not have the capacity to engage with many donor supported projects in the same province/cantonment	<p>Service providers have deployed Provincial Coordinators, Project Officers and Project Field Facilitators to work closely with FA Cantonment/Sangkat/Triage and CFMCs in all the four target sites.</p> <p>Workplan and PIA signed between FAC and RECOFTC. FAC have assigned staff to work on the project in each FA Cantonment/Sangkat/ Triage.</p> <p>Project use "Training for Action" where TOT at provincial level provided to FA Cantonment/ Sangkat/Triage and other line department staffs, than the trainers provide field trainings to community (practicum). As a results project have provided series of both TOTs and field training as reported in the development objective progress, implementation progress and communication and KM section of this report.</p>
3. Climate change increases frequency of forest fires and livelihood vulnerability of forest communities, and reduces their commitment to SFM	The issues and resolutions to this problem are being discussed and incorporated in the community forestry management planning (CFMP) and business/enterprise development plans.
4. Emergence of alternative technologies with which energy efficient cook stoves are unable to compete in the market	<p>Service provider (GERES) has conducted consumer preferences and user demand analysis. The study shown that in average one household operates 1.6 units of cook stoves. The total amount of replacement cookstoves/ improve cook stove (ICS) in the four target provinces was over 1 million units to be targeted under the ICS awareness raising activities of the project.</p> <p>Awareness resining campaign are being conducted in 20-30 villages/ communities to build awareness and to promote ICS</p>
5. Long process of the CF formalization and poor record keeping of the CF files. The process of CF formalization takes time. There are instances that the records are lost when the documents are forwarded from the CFO to MAFF	At the Community Forest Management Committee (CFMC) level, training on record keeping was conducted, and multiple copies need to be maintained in various offices. Representations were also made to trace the documents within FA and MAFF.

IV. Financial status and utilization

Table 1: Contribution Overview [Project started: 2011 – Project end: 2015]

Donor Name	Contributions		Actual Expense	Balance
	Committed	Received		
UNDP (04000 - TRAC)	1,500,000.00	880,325.67	528,692.27	971,307.73
GEF (62000 - GEF)	2,363,635.00	1,601,879.63	923,791.71	1,439,843.29
Total	3,863,635.00	2,482,205.30	1,452,483.98	2,411,151.02

Table 2: 2nd Quarter 2013 Cumulative Expenditure by Activities [01 April - 30 June 2013]

Activities – Description	Budget [2 nd , 2013]	2 nd Quarter 2013 Cumulative Expenditure			Balance	Delivery (%)
		Govt/SFM (Disbursed)	UNDP (Disbursed)	Total		
Activity 1: National capacities and tools exist to facilitate the widespread implementation of sustainable community-based forest management and technologies that reduce demand for fuel wood	12,300.00	-	-	-	12,300.00	0%
Activity 2: Community-based sustainable forest management is being implemented effectively within a context of cantonment, province, district and commune level planning delivering concrete benefits to local communities	124,087.00	119,069.00	-	119,069.00	5,018.00	96%
Activity 3: Small and Medium Enterprises ensure long term increases in adoption of efficient technologies that reduce fuel wood demand.	84,150.00	84,000.00	-	84,000.00	150.00	100%
Activity 4: Monitoring and, Learning, Adaptive Feedback & Evaluation	64,277.50	9,875.19	9,926.26	19,801.45	44,476.05	31%
Activity 5: Project Management	20,952.00	2,706.51	16,497.73	19,204.24	1,747.76	92%
Total	305,766.50	215,650.70	26,423.99	242,074.69	63,691.81	79%

Remarks: TRAC =	132,853.25	80,000.00	25,333.06	105,333.06	27,520.19	79%
GEF =	173,040.25	135,650.70	1,090.93	136,741.63	36,298.62	79%
TOTAL =	305,893.50	215,650.70	26,423.99	242,074.69	63,818.81	79%

Table 3: Quarterly Cumulative Expenditure by Activities [01 January 2013– 30 June 2013]

Activities – Description	Budget [2013]	2013 Cumulative Quarterly Expenditure			Balance	Delivery (%)
		Govt/SFM (Disbursed)	UNDP (Disbursed)	Total		
Activity 1: National capacities and tools exist to facilitate the widespread implementation of sustainable community-based forest management and technologies that reduce demand for fuel wood	174,048.00	4,296.41	100.00	4,396.41	169,651.59	3%
Activity 2: Community-based sustainable forest management is being implemented effectively within a context of cantonment, province, district and commune level planning delivering concrete benefits to local communities	381,348.00	119,069.00	-	119,069.00	262,279.00	31%
Activity 3: Small and Medium Enterprises ensure long term increases in adoption of efficient technologies that reduce fuel wood demand.	286,600.00	84,000.00	750.77	84,750.77	201,849.23	30%
Activity 4: Monitoring and, Learning, Adaptative Feedback & Evaluation	179,599.50	21,593.00	17,179.62	38,772.62	140,826.88	22%
Activity 5: Project Management	79,614.00	5,047.76	34,422.32	39,470.08	40,143.92	50%
Total	1,101,209.50	234,006.17	52,452.71	286,458.88	814,750.62	26%
Remarks: TRAC =	400,000.00	80,000.00	48,365.60	128,365.60	271,634.40	32%
GEF =	701,210.50	154,006.17	4,087.11	158,093.28	543,117.22	23%
TOTAL =	1,101,210.50	234,006.17	52,452.71	286,458.88	814,751.62	26%

Table 4: Cumulative Expenditure by Activities [Project started: 2011 – Project end: 2015]

Activities – Description	Total Budget [2011-2015]	Cumulative Expenditure			Balance	Delivery (%)
		Govt/SFM (Disbursed)	UNDP (Disbursed)	Total		
Activity 1: National capacities and tools exist to facilitate the widespread implementation of sustainable community-based forest management and technologies that reduce demand for fuel wood	651,908.57	233,345.33	74,242.65	307,587.98	344,320.59	47%
Activity 2: Community-based sustainable forest management is being implemented effectively within a context of cantonment, province, district and commune level planning delivering concrete benefits to local communities	1,331,951.04	577,464.44	834.60	578,299.04	753,652.00	43%
Activity 3: Small and Medium Enterprises ensure long term increases in adoption of efficient technologies that reduce fuel wood demand.	1,105,712.85	433,505.17	79,358.82	512,863.99	592,848.86	46%
Activity 4: Monitoring and, Learning, Adaptative Feedback & Evaluation	467,163.83	52,303.61	38,538.94	90,842.55	376,321.28	19%
Activity 5: Project Management	306,898.71	50,525.72	128,015.40	178,541.12	128,357.59	58%
Total	3,863,635.00	1,347,144.27	320,990.41	1,668,134.68	2,195,500.32	43%

Remarks: TRAC =	1,500,000.00	380,947.00	227,745.27	608,692.27	891,307.73	41%
GEF =	2,363,635.00	966,197.27	93,245.14	1,059,442.41	1,304,192.59	45%
TOTAL =	3,863,635.00	1,347,144.27	320,990.41	1,668,134.68	2,195,500.32	43%