



Perfecting the Air



DIRECT AIR BLOW

FLOOR STANDING TYPE



DUCT CONNECTION



DUCT TYPE



OUTDOOR UNIT

INVERTER AIR COOLED PACKAGED AIR CONDITIONERS

FLOOR STANDING TYPE
DUCT TYPE










R-410A





COOLING ONLY 50Hz



Inverter Packaged Air Conditioner Line Up for Factories and Offices

Product Line Up **R-410A**

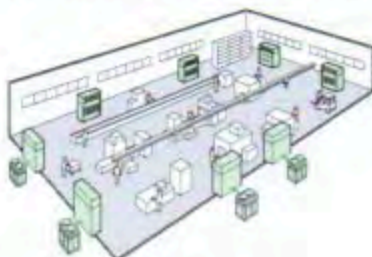
FLOOR STANDING TYPE		Cooling only				50Hz
Capacity	kW	20.5	26.4	41.0	49.8	
	Btu/h	74,000	96,000	150,000	176,000	
FLOOR STANDING TYPE	DIRECT AIR BLOW Specifications Page 5	 FVGR08PV2S	 FVGR10PV2S			
	DUCT CONNECTION Specifications Page 6		 FVPR10PY2S	 FVPR15PY2S	 FVPR18PY2S	
OUTDOOR UNIT		 RZUR08PY2S	 RZUR10PY2S	 RZUR15PY2S	 RZUR18PY2S	

DUCT TYPE		Cooling only				50Hz
Capacity	kW	20.5	26.4	41.0	49.8	
	Btu/h	74,000	96,000	150,000	176,000	
DUCT TYPE Specifications Page 6		 FDR08PY2S	 FDR10PY2S	 FDR15PY2S	 FDR18PY2S	
OUTDOOR UNIT		 RZUR08PY2S	 RZUR10PY2S	 RZUR15PY2S	 RZUR18PY2S	

DIRECT AIR BLOW

Direct air blow from indoor unit with plenum

- Comfortable factory air conditioning using multiple indoor units installed in accordance with the space.
- Installation is next to walls, so units will not affect the factory layout even if the changes are made.

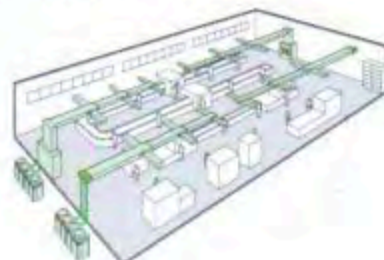



DUCT CONNECTION

DUCT TYPE

Air blow via connected ducts

- Comfortable air conditioning of the entire factory by connecting a blow duct at the top of the indoor unit.
- Note: Ducts to be procured locally.





■ Extended operation range up to 49°C

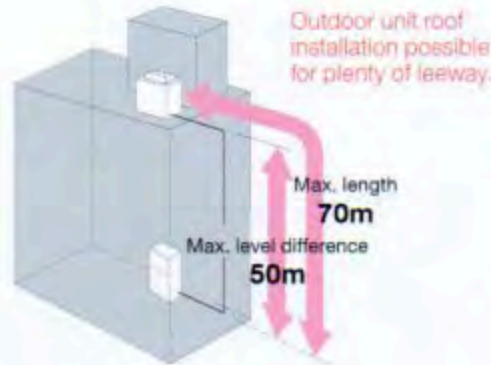


Note: When outdoor temperature falls below 10°C, the thermostat shuts OFF, the outdoor unit stops, and operation switches from cooling to fan operation.

Design flexibility

Designed for long refrigerant piping

70 m maximum length and 50 m maximum level difference to cover medium- and large-scale building needs.



High external static pressure

The outdoor unit has been achieved high external static pressure up to 78.4 Pa, ensuring the efficient heat dissipation and stable operation of equipment in either hierarchical or intensive arrangement.

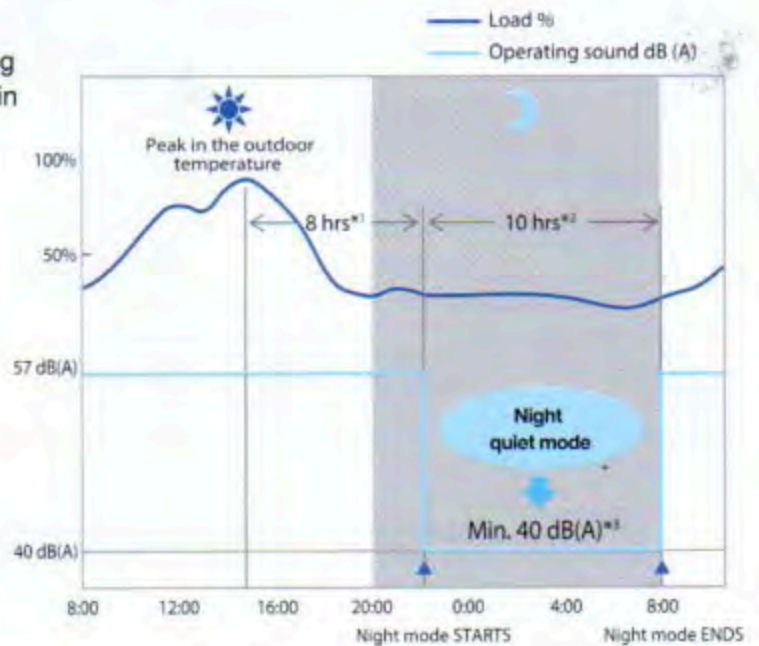


Nighttime quiet operation function

The nighttime quiet operation function automatically suppresses the nighttime operating sound by reducing operation capacity to maintain the quiet environment of the neighborhood. Three selectable modes are available depending on the required level.

*1. Initial setting is 8 hours. Can be selected from 6, 8 and 10 hours.
 *2. Initial setting is 9 hours. Can be selected from 8, 9 and 10 hours.
 *3. In case of RZUR10PY2S.

- Notes:
- This function is available in setting at site.
 - The operating sound in quiet operation mode is the actual value measured by our company.
 - The relationship of outdoor temperature (load) and time shown above is just an example.



Reliability

Backup operation function

Compressor backup operation function

Emergency operation



Malfunction

* For RZUR15/18PY2S models.
On-site settings are required using the PCB of the outdoor unit.

Centralized management system extension

Centralized management can integrate with D-BACS system with high speed data transfer. Centralized control is now available when using with Inverter packaged air conditioners. Display of air filter cleaning times and self-inspection function for simple maintenance.

High efficiency integrated control

Intelligent Touch Manager

Lighting and ventilation control, energy use can be monitored and managed by one controller.



10.4 inch width touch screen

Enhanced varieties of factory modification

○ Standard model
□ Factory modification

Factory Modification	Floor Standing Type		Duct Type
	Direct Air Blow	Duct Connection	
Change fan motor and pulley	-	□	□
Discharge grill plenum chamber	○	□	□
Side discharge grill on discharge plenum chamber	□	□	-
Front suction high efficiency filter chamber	-	□	-
Front suction base flange for front suction high efficiency filter chamber	-	□	-
Suction grill for front suction high efficiency filter chamber	-	□	-
Rear suction	-	□	-
Drain pump	□	□	-
Change 2 blowers to reduce noise for direct flow	-	□*	-*
2 step airflow by toggle switch	□	-	-

Note:
* For FVPR18PY2S only

Specifications

■ FLOOR STANDING TYPE

DIRECT AIR BLOW

Model Name	Indoor unit		FVGR08PV2S		FVGR10PV2S		
	Outdoor unit		RZUR08PY2S		RZUR10PY2S		
Cooling capacity ¹ (Max.)	Btu/h		74,000		96,000		
	kW		20.5 (21.7)		26.4 (28.1)		
Power consumption ¹	kW		7.65		9.36		
Indoor unit	Power supply		1 Phase, 220 V, 50 Hz				
	Colour		Ivory White				
	Air flow rate (H)	m ³ /min		80			
		cfm		2,830			
	Fan	Motor output		1Ø AC 0.245 + 0.245kW			
		Drive		Direct Drive 3 Speed			
	Dimensions (Hx Wx D)	mm	1,870 x 1,170 x 510				
	Machine weight	kg	149				
Sound level	dB(A)	61					
Drain	mm	PS 1B Internal thread					
Outdoor unit	Power supply		3 Phase, 380-415 V, 50 Hz				
	Colour		Ivory white				
	Compressor	Type		Hermetically sealed scroll type			
		Motor output	kW	3.4x1		4.5x1	
	Air flow rate (H)	m ³ /min	178				
	Dimensions (Hx Wx D)	mm	1,657 x 930 x 765				
	Machine weight	kg	175		185		
	Sound level ²	dB(A)	56		57		
Operation range	°CDB	10 to 49					
Refrigerant charge	kg	5.9		6.7			
Refrigerant Piping	Liquid	mm	Ø 9.5 (Brazing)				
	Gas	mm	Ø 19.1 (Brazing)		Ø 22.2 (Brazing)		
Max. piping length	m	70 (equivalent length 90 m)					
Max. level difference	m	50					

■ FLOOR STANDING TYPE

DUCT CONNECTION

Model Name	Indoor unit		FVPR10PY2S		FVPR15PY2S		FVPR18PY2S		
	Outdoor unit		RZUR10PY2S		RZUR15PY2S		RZUR18PY2S		
Cooling capacity ¹ (Max.)	Btu/h		96,000		150,000		176,000		
	kW		26.4 (28.1)		41.0 (44.0)		49.8 (51.6)		
Power consumption ¹	kW		9.01		18.30		23.06		
Indoor unit	Power supply		3 Phase, 380 V, 50 Hz						
	Colour		Ivory White						
	Air flow rate (H)	m ³ /min		80		120		162	
		cfm		2,830		4,240		5,720	
	External static pressure ³	Pa	147						
	Fan	Motor output		3Ø AC 1.5kW		3Ø AC 2.2kW		3Ø AC 3.7kW	
		Drive		Belt Drive					
	Dimensions (Hx Wx D)	mm	1,740 x 1,170 x 510		1,870 x 1,170 x 720		1,870 x 1,470 x 720		
Machine weight	kg	156		200		250			
Sound level	dB(A)	61		62		63			
Drain	mm	PS 1B Internal thread							
Outdoor unit	Power supply		3 Phase, 380-415 V, 50 Hz						
	Colour		Ivory white						
	Compressor	Type		Hermetically sealed scroll type					
		Motor output	kW	4.5x1		(3.5x1)+(3.5x1)		(4.9x1)+(4.2x1)	
	Air flow rate (H)	m ³ /min	178		257		297		
	Dimensions (Hx Wx D)	mm	1,657 x 930 x 765		1,657 x 1,240 x 765				
	Machine weight	kg	185		260		291		
	Sound level ²	dB(A)	57		60		65		
Operation range	°CDB	10 to 49							
Refrigerant charge	kg	6.7		8.2		11.7			
Refrigerant Piping	Liquid	mm	Ø 9.5 (Brazing)		Ø 12.7 (Brazing)		Ø 15.9 (Brazing)		
	Gas	mm	Ø 22.2 (Brazing)		Ø 28.6 (Brazing)				
Max. piping length	m	70 (equivalent length 90 m)							
Max. level difference	m	50							

Note:

*1. Indoor temp: 27°CDB, 19°CWB / outdoor temp: 35°CDB / Equivalent piping length: 7.5 m, level difference: 0 m.

*2. Anechoic chamber conversion value, measured at a point 1 m in front of the unit at a height of 1.3 m.

During actual operation, these values are normally somewhat higher as a result of ambient conditions and oil recovery mode.

When there is concern for noise the surrounding area such as residences, we recommend investigating the installation location and taking soundproofing measures.

*3. The value is the external static pressure with standard pulley.

DUCT TYPE

Model Name	Indoor unit		FDR08PY2S	FDR10PY2S	FDR15PY2S	FDR18PY2S
	Outdoor unit		RZUR08PY2S	RZUR10PY2S	RZUR15PY2S	RZUR18PY2S
Cooling capacity ^{*1} (Max.)	Btu/h		74,000	96,000	150,000	176,000
	kW		20.5 (21.7)	26.4 (28.1)	41.0 (44.0)	49.8 (51.6)
Power consumption ^{*1}	kW		8.47	10.11	19.34	26.49
Indoor unit	Power supply		3 Phase, 380 V, 50 Hz			
	Colour		Ivory White			
	Air flow rate (H)	m ³ /min	78		166	
		cfm	2,750		5,860	
	External static pressure ^{*3}	Pa	98		147	
	Fan	Motor output	3Ø AC 1.5kW		3Ø AC 3.7kW	
		Drive	Belt drive			
	Dimensions (Hx Wx D)	mm	500x 1,330x 850		625x 1,980x 850	
	Machine weight	kg	108		202	
	Sound level	dB(A)	53		60	
Drain	mm	PS 3/4B Internal thread		PS 1B Internal thread		
Outdoor unit	Power supply		3 Phase, 380-415 V, 50 Hz			
	Colour		Ivory white			
	Compressor	Type	Hermetically sealed scroll type			
		Motor output	kW	3.4x1	4.5x1	(3.5x1)+(3.5x1)
	Air flow rate (H)	m ³ /min	178		257	
	Dimensions (Hx Wx D)	mm	1,657x 930x 765		1,657x 1,240x 765	
	Machine weight	kg	175	185	260	291
	Sound level ^{*2}	dB(A)	56	57	60	65
	Operation range	°CDB	10 to 49			
	Refrigerant charge	kg	5.9	6.7	8.2	11.7
Refrigerant Piping	Liquid	mm	Ø 9.5(Brazing)		Ø 12.7 (Brazing)	Ø 15.9 (Brazing)
	Gas	mm	Ø 19.1 (Brazing)	Ø 22.2 (Brazing)	Ø 28.6 (Brazing)	
Max. piping length	m	70 (equivalent length 90 m)				
Max. level difference	m	50				

Note:

*1. Indoor temp.: 27°CDB, 19°CWB / outdoor temp.: 35°CDB / Equivalent piping length: 7.5 m, level difference: 0 m.

*2. Anechoic chamber conversion value, measured at a point 1 m in front of the unit at a height of 1.5 m.

During actual operation, these values are normally somewhat higher as a result of ambient conditions and oil recovery mode.

When there is concern for noise the surrounding area such as residences, we recommend investigating the installation location and taking soundproofing measures.

*3. The value is the external static pressure with standard pulley.

Option

FLOOR STANDING TYPE

Option	Direct Air Blow	Duct Connection		
	FVGR-PV2S	FVPR10PY2S	FVPR15PY2S	FVPR18PY2S
Discharge grill plenum chamber (Including pulley and belt)	—	BPCV10P	BPCV16P	BPCV20P

DUCT TYPE

Option	FDR08/10PY2S	FDR15/18PY2S
Discharge grill plenum chamber (Including pulley and belt)	BPCD10P	BPCD20P

CONTROL SYSTEM

Option	FVGR-PV2S	FVPR-PY2S	FDR-PY2S
Simplified remote controller	—	—	BRC2E61
Navigator remote controller	—	—	BRC1E63
Wiring adaptor for electrical appendices (Group control adaptor)	—	KRP4AA51 ★	—
Adaptor for wiring (operation status output)	—	BRP11B61	—
Remote sensor (for indoor temperature)	—	BRC501A-1	—
Mounting plate for adaptor PCB	—	—	BRP45A ☆

Note:

Mounting plate ☆ is necessary for each adaptor marked ★

Warning

- Ask a qualified installer or contractor to install this product. Do not try to install the product yourself. Improper installation can result in water or refrigerant leakage, electrical shock, fire or explosion.
- Use only those parts and accessories supplied or specified by Daikin. Ask a qualified installer or contractor to install those parts and accessories. Use of unauthorised parts and accessories or improper installation of parts and accessories can result in water or refrigerant leakage, electrical shock, fire or explosion.
- Read the user's manual carefully before using this product. The user's manual provides important safety instructions and warnings. Be sure to follow these instructions and warnings.

Notice

- About harmonics, since this product is equipped with an inverter, harmonics will be generated. If local laws require the suppression of harmonics on the building, please take harmonic suppression measures on the electrical equipment side. Please contact your local sales company for details.

If you have any enquiries, please contact your local importer, distributor and/or retailer.

Cautions on product corrosion

1. Air conditioners should not be installed in areas where corrosive gases, such as acid gas or alkaline gas, are produced.
2. If the outdoor unit is to be installed close to the sea shore, direct exposure to the sea breeze should be avoided. If you need to install the outdoor unit close to the sea shore, contact your local distributor.



ข้อมูลเพิ่มเติม

บริษัท บี.เค.แอร์ซัพพลาย จำกัด
611,613 ถนนพระราม3 แขวงบางโพงพาง เขตยานนาวา กรุงเทพมหานคร 10120
T: 02-284-2826 02-294-5260 02-294-5261 02-294-2972 F: 02-294-2973
email: bkairsupply@hotmail.com LINE ID: bkairsupply.com