


FILED

SEP 01 2023

SUPREME COURT
CLERK



ILLINOIS CONFERENCE OF CHIEF CIRCUIT JUDGES

ADMINISTRATIVE OFFICE OF THE ILLINOIS COURTS

Hon. David L. Vancil, Jr., Chair
Henderson County Courthouse
PO Box 308
Oquawka, IL 61469
(309) 867-3121
dvancil@9thjudicial.org

Administrative Office of Illinois Courts
222 N. LaSalle Street, 13th Floor
Chicago, IL 60601

3101 Old Jacksonville Road
Springfield, IL 62704

September 1, 2023

Honorable Cynthia A. Grant
Clerk of the Supreme Court
Supreme Court Building
Springfield, IL 62701-1791

Re: Electronic Overweight Citation and Complaint Form

Dear Ms. Grant:

The Secretary of State is preparing to incorporate Gender X designation on Driver's License and identification cards as of October 1, 2023, as result of Public Act 101-513. Accordingly, the Illinois Electronic Overweight Citation and Complaint Form has been amended to comply with the provisions of 625 ILCS 5/6-106.

The former Male and Female checkboxes have been replaced with a blank text box for officers to record the gender of "M" for Male, "F" for Female, or "X" for Gender X or Non-Binary.

Agencies are allowed to use their existing stock of the citations filed October 27, 2022 until their next order. While using the previous version's citation, if an Officer receives a driver's license or identification card with the Gender X designation, they shall record the Gender X designation in the notes field instead of recording the gender in the Defendant Section.

In addition, the Notice to Appear section of the Electronic Overweight Citation was corrected to match the Printing Instructions.

The Conference of Chief Circuit Judges (Conference) approved these amendments electronically on August 18, 2023. On behalf of the Conference, I hereby submit the amended Electronic Overweight Citation and Complaint Form, effective immediately.

Respectfully,

A handwritten signature in black ink, appearing to read "D. L. Vancil, Jr.", written in a cursive style.

David L Vancil, Jr., Chair
Conference of Chief Circuit Judges

Enclosure



ILLINOIS CONFERENCE OF CHIEF CIRCUIT JUDGES

ADMINISTRATIVE OFFICE OF THE ILLINOIS COURTS

Hon. David L. Vancil, Jr., Chair
Henderson County Courthouse
PO Box 308
Oquawka, IL 61469
(309) 867-3121
dvancil@9thjudicial.org

Administrative Office of Illinois Courts
222 N. LaSalle Street, 13th Floor
Chicago, IL 60601

3101 Old Jacksonville Road
Springfield, IL 62704

July 24, 2023

Honorable Cynthia A. Grant
Clerk of the Supreme Court
Supreme Court Building
Springfield, IL 62701-1791

Re: Revised Implementation Date for the Electronic Overweight Citation and Complaint Form

Dear Ms. Grant:

As result of the Supreme Court's Opinion, 2023 IL 129248 Rowe v. Raoul (effective September 18, 2023) which upheld the provisions of the SAFE-T Act, the Conference of Chief Circuit Judges (Conference) approved at its meeting on July 21, 2023, a revised mandatory implementation date for the Electronic Overweight Citation and Complaint Form (e-Overweight Citation) filed on October 27, 2022. On behalf of the Conference, I hereby submit the revised mandatory implementation date for the Electronic Overweight Citation and Complaint Form to January 1, 2024.

Agencies must contact their electronic citation vendor as soon as possible to ensure the new e-Overweight Citation is received and in use no later than January 1, 2024.

Effective September 18, 2023, agencies may use their exiting e-Overweight Citation through December 31, 2023 with the following limitations and conditions:

1. The only option for release on an e-Overweight Citation is "Notice to Appear"
2. The violator signature is no longer collected; and
3. Bail is no longer accepted.

All Electronic Overweight Citation and Complaint Forms issued on or after January 1, 2024 must conform to the changes of the SAFE-T Act and must comply with the new form originally filed October 27, 2022.

FILED

JUL 24 2023

SUPREME COURT
CLERK

Respectfully,

A handwritten signature in black ink, appearing to read "DL Vancil, Jr.", written in a cursive style.

David L Vancil, Jr., Chair
Conference of Chief Circuit Judges

Enclosure

SEP 01 2023

SUPREME COURT

CLERK ILLINOIS OVERWEIGHT E - CITATION AND COMPLAINT**PRINTING and DISPLAY INSTRUCTIONS**

The attached electronic Overweight citation, hereafter referred to as the “e-Overweight Citation,” document is a copy which does not purport to reflect either spacing or size of type and therefore the following is provided. Use of the e-Overweight Citation is limited to truck overweight and permit violations under sections 625 ILCS 5/3-401(d), 15-111, 15-113.1, 15-113.2 or 15-113.3 of the Illinois Vehicle Code.

(1) DIMENSIONS

The overall dimension of the uniform e-Overweight Citation form may conform to the paper citations filed with the Clerk of the Supreme Court, which may be printed on 8 ½ x 11 paper, or printed as a continuous form a minimum of 4 ½ inches in width.

If 8 ½ x 11 paper is used, a two-column format is required. The citation shall appear on approximately the left 5 inches of the page. The instructions to the violator shall appear on the right side of the page.

If a continuous form is used, the citation shall appear first, followed by the instructions to the violator or the instructions may appear on the reverse side of the citation. This format shall be used for each copy of the e-Overweight Citation required to be printed as provided in these Printing Instructions.

(2) DEFINITION(S)

The definition of “paper” for an e-Overweight Citation must comply with Supreme Court Rule and Illinois law and have a minimum of 20-year life quality.

(3) NUMBER OF COPIES TO BE PRINTED

The following information shall be printed on the three (3) copies of the e-Overweight Citation.

- (a) Complaint Copy – Citation Face, Instructions to the Violator, Notice to Appear-Admonishments to the Violator, and Notice of Consent for Entry of Judgment.
- (b) Violator Copy – Citation Face, Instructions to the Violator, Notice to Appear-Admonishments to the Violator, and Notice of Consent for Entry of Judgment.
- Court Communication Copy – Citation Reference, Avoid Multiple Court Appearances, and Guilty Plea and Waiver.

The Violator and Court Communication copies of the citation shall be printed at the time of issuance. Additional copies of the citation may be printed at the request of the violator, as required by the clerk for disposition reporting, or as may be desired by the issuing agency.

(4) FACE OF THE CITATION

General Instructions

- (a) All printing on the e-Overweight Citation shall be in black.

- (b) There shall be seven (7) specific boxes provided on each e-Overweight Citation. Each box shall be labeled vertically on the left side of each section of the e-Overweight Citation (as provided in the sample Citation Forms in this packet) or horizontally in the upper left corner of the box.
 - i. Complaint Box
 - ii. Defendant Box

- iii. Vehicle Box
- iv. Violation Box
- v. Weights Box
- vi. Fine and Assessments Box
- vii. Court Place/Date Box

(c) Only one violation shall be printed on each e-Overweight Citation.

(d) When content on the e-Overweight Citation has multiple value options, only the value(s) that the officer selects, as provided herein, shall be printed on the citation.

Each of the boxes shall contain the information as it appears on the attached e-Overweight Citation form. Codified fields identified in Appendixes E - I may be printed showing the literal display portion of the data or the preceding 3-letter code (e.g., BLK-Black would be printed as "Black"). The following fields may contain data that must be adjusted according to the text length, should be dynamically sized according to the text required to be displayed: the date and time of the violation, the nature of the offense, the specific location of the violation, and the report number section.

(e) Complaint Box

- i. The words "Illinois Overweight Citation and Complaint - - Illinois State Police" (or other issuing agency) shall be printed at the top of each copy of the e-Overweight Citation.
- ii. A unique issuing agency e-Overweight Citation Number shall be printed in the upper right corner in a minimum of 14 point font. The number shall start with "OW" followed by an eight digit citation number.
- iii. The title of the e-Overweight Citation copy (e.g., COMPLAINT) shall be printed below the issuing agency e-Overweight Citation Number and in the same font size as the issuing agency e-Overweight Citation Number.
- iv. ISP District of Occurrence and Assignment may be replaced with appropriate Beat/Section identifiers of the issuing agency.
- v. A Tollway Checkbox shall be printed if the violation was committed upon the highways belonging to the Illinois State Toll Highway Authority, when applicable.
- vi. A bar code may (optional) be printed above the case number field.
- vii. "TWP. RD." and checked box shall be printed, when applicable.
- viii. One of two check boxes shall be marked and printed to identify the charging entity (People State of Illinois or City/Village/County of:).

(f) Defendant Box

- i. Defendant Height shall appear in Feet (') and Inches (") with the appropriate single or double quotes.
- ii. Defendant Weight shall appear in pounds.
- iii. Defendant Eyes (i.e., eye color): shall use the list provided in Appendix C: Defendant Eye Color.
- iv. Defendant Hair (i.e. hair color): shall use the list provided in Appendix D: Defendant Hair Color.
- v. CDL Box shall contain one of two codes: "Y" if the Defendant has a CDL license and contain an "N" if the Defendant does not have a CDL license. It shall not be defaulted to "N," but require the user to select the appropriate value.
- vi. Defendant Gender as specified in 625 ILCS 5/6-106. (e.g. M, F or X)

(g) Between the Defendant and Vehicle Boxes the following text shall be printed.

“The Undersigned states that on (date) at (time, AM or PM) defendant did unlawfully operate a motor vehicle of the second division:”

(h) Vehicle Box

- i. Vehicle Type: shall use one or more of the vehicle types provided in Appendix E: Vehicle Type, as appropriate.
- ii. Vehicle Color: shall use the list provided in Appendix F: Vehicle Color, and appear on the same line as the vehicle for which it applies, as appropriate.
- iii. No. Axles: shall contain the total number of axles on the vehicle.
- iv. Vehicle Use (Commercial Motor Vehicle, Placarded Haz. Material, and 16 or More Pass. Vehicle): shall be printed as it appears on the sample e-Overweight Citation form, and shall not be defaulted to "no," but require the user to select the appropriate value for each of the vehicle use options.

(i) Between the Vehicle and Violation Boxes the following text shall appear:

“Upon a Public Highway, namely or other location, Specifically (specific location) Located in the County and State Aforesaid and Did Then and There Commit the Following Offense:” When applicable, a checked box and the words "Urban District" shall be printed as identified on the citation sample.

(j) Violation Box

- i. This box shall contain only a single violation.
- ii. One of two check boxes must be marked and printed to identify the level of government of the violation (i.e., ILCS or Local Ordinance).
- iii. Overweight On: When applicable, shall contain one of the following: AXLE, GROSS, or BRIDGE.
- iv. If an Illinois Compiled Statute (ILCS) is cited, the full ILCS citation containing Chapter, Act and Section/Paragraph must be formatted and printed as required by law (i.e., 625 ILCS 5/15-111(e)).
 1. For violations of 625 ILCS 5/15-111, the following text shall be displayed: "With a road surface weight of (road surface weight) through axles (axles) being (pounds) pounds in excess of maximum allowed by statute."
 2. For violations of 625 ILCS 5/3-401(d)(2), the following text shall be displayed: "Overweight on registration with the gross weight of (gross weight) being (excess amount) in excess of maximum registration allowed by statute."
- v. If a Local Ordinance is cited, the full local ordinance citation must be formatted and printed as codified by the local municipality.
- vi. Below the cited violation, a literal notation for the Nature of Offense shall be printed. Abbreviations or acronyms shall not be used.
- vii. The applicable seven-digit Offense Code identified in the AOIC Offense Code Table may be included and printed immediately following the ILCS or local ordinance citation, as follows: Offense Code: (7 digit code).

(k) Weights Box

- i. Axle (1-20): shall be the weight of each axle in pounds, up to 20 axles may be recorded and displayed. A comma shall be used to separate thousands.
- ii. Gross Weight: shall be the total weight of the vehicle in pounds. A comma shall be used to separate thousands.
- iii. Scale Sticker #: shall be the number associated with the scale on which the vehicle is weighed. No more than four number(s) shall be allowed in each box, and shall be separated by a semicolon.
- iv. Test Date: shall be the date the scale was tested.
- v. Distance Between Axles: shall be the distance between axles, and shall appear in Feet (') and Inches (") with the appropriate single or double quotes.
- vi. Functioning Auxiliary Power Unit: a checkbox must be printed and marked to identify if the auxiliary power unit is functioning, when applicable.
- vii. Weather: One or more of the applicable weather conditions shall be selected from Appendix G – Weights Section: Weather.

(l) Fine and Assessments Box

- i. Lbs. in Excess: shall be the amount in pounds the vehicle is overweight. A comma shall be used to separate thousands.
- ii. Assessment Schedule #: shall be the applicable assessment schedule for the charged offense as provided in the Criminal and Traffic Assessment Act (705 ILCS 135/1 et seq.).
- iii. Assessment: shall be the applicable assessment allowed under the assessment schedule identified from the Criminal and Traffic Assessment Act (705 ILCS 135/1 et seq.).
- iv. Fine: the total fine assessed as authorized under law; it shall be printed in dollars and cents (i.e. \$100.50).
- v. Total Amount: total of fine plus costs, penalties, and fees, which is the total of amounts identified in ii. through ix.

(m) Court Place/Date Box

- i. "CIRCUIT COURT LOCATION, DATE, and TIME" shall be printed in this box.
- ii. Additionally, the following information shall be printed.
 - 1. The name of the circuit court in which the violator is to appear.
 - 2. The address for the court location, which shall include:
 - a. Any branch or district, where applicable
 - b. Street number and street name
 - c. City, State, and Zip Code
 - 3. The appearance date.
 - 4. The appearance time, including the appropriate AM or PM indication.
 - 5. The courtroom number, where available.

(n) The officer must also sign the citation, as authorized. Below the Court Place/Date Box the text for the officer's verification and signature shall be printed, as follows.

"Under penalties as provided by law for false certification pursuant to Section 1-109 of the Code of Civil Procedure and perjury pursuant to Section 32-2 of the Criminal Code of 2012, the undersigned certifies that the statements set forth in this instrument are true and correct."

_____/_____/_____
 Month Day Year

 Officer Signature ID No.

(5) INSTRUCTIONS TO THE VIOLATOR

The Complaint and Violator copies of the e-Overweight Citation shall include specific instructions to the violator regarding directions based upon the e-Overweight Citation issued, as specified in this Section and Sections 6 and 7 of these Instructions.

The following text shall be printed **exactly** as provided below:

Read These Instructions Carefully

If you wish to plead “GUILTY”, complete the “PLEA OF GUILTY AND WAIVER” provided and follow those instructions. Mail the guilty plea with full payment in the applicable amount noted on the citation in the "Fine and Assessments" section on the "Total Amount" line.

Text shall be included regarding the payment options authorized by the Circuit Clerk.

If you wish to plead “NOT GUILTY”, complete the portion of the form entitled “Avoid Multiple Court Appearances” and follow those instructions. If you are found guilty, the total amount assessed may be greater than the amount assessed on a guilty plea.

Additional text may be included regarding Electronic Pleas of Guilty Programs as authorized by the Illinois Supreme Court.

(6) NOTICE TO APPEAR-ADMONISHMENTS TO THE VIOLATOR

Failure to plead guilty and pay for your ticket in advance of court, or failure to appear in court at the date and time listed in the Court Place/Date section may result in a conviction being entered against you in the amount of the statutory fine(s) plus the assessment in the applicable schedule for the charged offense(s) as provided in the Criminal and Traffic Assessment Act (705 ILCS 135/1 et seq.). The total amount assessed may be greater than the amount assessed on a pre-court guilty plea.

(7) NOTICE OF CONSENT FOR ENTRY OF JUDGMENT

The Notice of Consent for Entry of Judgment shall be printed below the Instructions to the Violator portion on the Complaint and Violator’s copies of the e-Overweight Citation.

<p>NOTICE OF CONSENT FOR ENTRY OF JUDGMENT</p> <p>YOU ARE HEREBY NOTIFIED THAT: If you do not satisfy the charge(s) against you prior to the date set for your appearance or any date to which the case is continued, you do not submit a written plea of guilty to the clerk at least (3) days before that date, and you fail to answer the charge(s) or appear in court when required, you thereby consent to the entry of a judgment of conviction against you in the amount of the statutory minimum fine plus the assessment in the applicable schedule for the charged offense as provided in the Criminal and Traffic Assessment Act (705 ILCS 135/1 et seq.). The total amount assessed may be greater than the amount assessed on a guilty plea, as noted above.</p>

(8) COURT COMMUNICATION COPY – E-OVERWEIGHT CITATION IDENTIFICATION

The full e-Overweight Citation image may be printed on the Court Communication Copy, or in lieu of the image, the following subset of information may be printed at the top in order to uniquely identify the e-Overweight Citation.

<p>COURT COMMUNICATION Citation Reference</p>
Optional Information
1. Barcode
2. Court Mailing Information: <Circuit Court mailing address>
Required Information
1. Issuing Agency: <name of issuing agency>
2. Citation Number: <citation form number>
3. Defendant Name: <Last, First, MI>
4. Violation Reference: <full ILCS or local ordinance reference>
5. Date of Issuance: <issued date>
6. Issuing Officer: <officer name and badge number>
7. County of Occurrence: <county name>

(9) AVOID MULTIPLE COURT APPEARANCES

The Avoid Multiple Court Appearances information as provided in Appendix A: Avoid Multiple Court Appearances shall be printed on the Court Communication Copy.

(9) GUILTY PLEA AND WAIVER

The Guilty Plea and Waiver information as provided in Appendix B: Guilty Plea and Waiver shall be printed on the Court Communication Copy below the Avoid Multiple Court Appearances Box.

(10) QR CODE

The Violator Copy of the e-Overweight Citation may contain a QR code, placed below the Notice of Consent for Entry of Judgment, that directs the violator to a website providing directions on how to satisfy the citation.

(11) MODIFICATIONS

No additional modifications to the printing of the e-Overweight Citation are authorized.

APPENDIX C – DEFENDANT EYE COLOR

Defendant Eye Color shall be one of the following:

1. BLK-Black
2. BLU-Blue
3. BRO-Brown
4. GRY-Gray
5. GRN-Green
6. HAZ-Hazel
7. MAR-Maroon
8. PNK-Pink
9. XXX-Unknown

APPENDIX D – DEFENDANT HAIR COLOR

Defendant Hair Color shall be one of the following:

1. BAL-Bald
2. BLK-Black
3. BLN-Blond or Strawberry
4. BRO-Brown
5. GRY-Gray or Partially Gray
6. RED-Red or Auburn
7. SDY-Sandy
8. WHI-White
9. XXX-Unknown

APPENDIX E – VEHICLE TYPE

Vehicle Type shall be one or more of the following, as appropriate:

<u>Code</u>	<u>Vehicle Type</u>
000	Airboat
001	All Terrain Vehicle (ATV)
002	Ambulance
003	Antique Vehicle
004	Apportionable Semi-Trailer
005	Apportionable Trailer
006	Authorized Emergency Vehicle
092	Autocycle
007	Bicycle
008	Boat/Watercraft
009	Bus
010	Camping Trailer
011	Charitable Vehicle
012	Commuter Van
013	Converter Dolly
014	Custom Vehicle
015	Cycle
016	Derelict Vehicle
017	Electric Personal Assistive Mobility Device
018	Expanded-use Antique Vehicle
019	Farm Tractor
020	Fire Department Vehicle
021	Fleet Safety Vehicle
022	Foreign Vehicle
023	Golf Cart
024	Grey Market Vehicle
025	House Trailer
026	Implement of Husbandry
027	Junk Vehicle
028	Lifeboat
029	Limousine
030	Low-speed Electric Bicycle
031	Low-speed Gas Bicycle
032	Low-speed Vehicle
033	Materially Altered Vehicle
034	Maxi-cube Vehicle
035	Medical Carrier
036	Medical Transport Vehicle
037	Modified Vehicle
038	Motorboat
039	Motorhome, Mini-Motorhome, Van Camper
040	Motor Vehicle

041	Motor Driven Cycle
042	Moped
043	Motorcycle
044	Motorized Wheelchair
045	Multifunction School Activity Bus
046	Multipurpose Passenger Vehicle
047	Noncommercial Vehicle
048	Non-divisible Load or Vehicle
049	Non-powered Watercraft
050	Off-Highway Motorcycle
051	Organ Transport Vehicle
052	Passenger Car
053	Pedestrian
054	Personal Water Craft
055	Pole Trailer
056	Police Vehicle
057	Railroad Track Equipment
058	Railroad Train
059	Rebuilt Vehicle
060	Recreational Vehicle
061	Recreational Boat
062	Recreational Off-Highway Vehicle
063	Repaired Vehicle
064	Replica Trolley
065	Rescue Vehicle
066	Road Tractor
067	Rural Mail Delivery Vehicle
068	Sailboat
069	School Bus
070	Snowmobile
071	Special Hauling Vehicle
072	Special Mobile Equipment
073	Specially Constructed Vehicle
074	Specialty Prop Craft
075	Stinger-Steered Semitrailer
076	Streetcar
077	Street Rod
078	Tank Vehicle
079	Tow-Truck
080	Trackless Trolley Coach
081	Trailer or Semi Trailer
082	Transit Bus
083	Travel Trailer
084	Truck
085	Truck Camper
086	Truck Tractor
087	Truckster
088	Type I School Bus
089	Type II School Bus

090	Utility Service Vehicle
091	Wrecker
998	Other
999	None

APPENDIX F – VEHICLE COLOR

Vehicle Color shall be one of the following and appear on the same line as the vehicle for which it applies:

BGE-Beige	BLK-Black	BLU-Blue
BRO-Brown	BRZ-Bronze	COM-Chrome/Stnless Steel
CPR-Copper	CRM-Cream/Ivory	DBL-Blue/Dark
DGR-Green/Dark	GLD-Gold	GRN-Green
GRY-Gray	LAV-Lavender	LBL-Blue/Light
LGR-Green/Light	MAR-Maroon/Burgundy	MUL-Multicolored
ONG-Orange	PLE-Purple	PNK-Pink
RED-Red	SIL-Silver/Aluminum	TAN-Tan
TRQ-Turquoise	YEL-Yellow	WHI-White
OTH - Other		

APPENDIX G – WEIGHTS SECTION

Weather – selection may be one of the following:


- 01- Clear
- 02- Rain
- 03- Snow
- 04- Fog/Smoke/Haze
- 05- Sleet/Hail
- 06- Severe Cross Wind
- 07- Other
- 08- Cloudy/Overcast
- 09- Unknown

SEP 01 2023

ILLINOIS STATE POLICE

SUPREME COURT CLERK COMPLAINT

COMPLAINT



Case No., County of, Defendant Name, Address, etc.

The Undersigned states that on _____ at _____ Defendant did unlawfully operate:

Vehicle Information: REG. NO., MAKE, TYPE, VIN, etc.

Or as a Pedestrian or Passenger, and upon a Public Highway, or other Location, Specifically _____

Violation Section: ILCS, Local Ordinance, Overweight On, etc.

Nature of Offense: _____

Table with 4 columns: Axle #, Axle #, Axle #, Scale Sticker # / Test Date / etc.

Fine & Assessments Section: Lbs. in Excess, Assessment Schedule #, Fine, Total Amount, etc.

Under penalties as provided by law for false certification pursuant to Section 1-109 of the Code of Civil Procedure and perjury pursuant to Section 32-2 of the Criminal Code of 2012, the undersigned certifies that the statements set forth in this instrument are true and correct.

MONTH DAY YEAR OFFICER'S SIGNATURE I.D. NO.

READ THESE INSTRUCTIONS CAREFULLY
1. If you wish to plead "GUILTY", complete the "PLEA OF GUILTY AND WAIVER" provided and follow those instructions.

Payment Options
NOTE: Payment must be cash, money order, certified check, bank draft, or traveler's check unless otherwise authorized by the Clerk of court.

2. If you wish to plead "NOT GUILTY", complete the portion of the form entitled "Avoid Multiple Court Appearances" and follow those instructions.


NOTICE TO APPEAR
Failure to plead guilty and pay for your ticket in advance of court, or failure to appear in court at the date and time listed in the Court Place/Date section may result in a conviction being entered against you.

NOTICE OF CONSENT FOR ENTRY OF JUDGMENT
If you were charged with an offense which does not require a court appearance, YOU ARE HEREBY NOTIFIED THAT:
If you do not satisfy the charge(s) against you prior to the date set for your appearance or any date to which the case is continued, you do not submit a written plea of guilty to the clerk at least (3) days before that date, and you fail to answer the charge(s) or appear in court when required, you thereby consent to the entry of a judgment of conviction against you in the amount of the statutory fine, plus the assessment in the applicable schedule for the charged offense as provided in the Criminal and Traffic Assessment Act (705 ILCS 135/1 et seq.).

ILLINOIS OVERWEIGHT CITATION AND COMPLAINT

ILLINOIS STATE POLICE

COMPLAINT



VIOLATOR

CASE NO.	ISP DIST. OCC.	<input type="checkbox"/> TOLLWAY	ISP DIST. ASSIGN
COUNTY OF	TOWNSHIP OF	<input type="checkbox"/> TWP. RD	SCALE #
<input type="checkbox"/> PEOPLE STATE OF ILLINOIS		<input type="checkbox"/> CITY VILLAGE OF MUNICIPAL CORPORATION PLAINTIFF	
NAME		SID #	
LAST	FIRST	MIDDLE NAME	
ADDRESS		EYES	GENDER
STREET		Apt.	
CITY STATE ZIP		HAIR	HEIGHT
DR. LIC.	STATE	CDL	EXPIR. DATE
EMAIL ADDRESS		MOBILE #	

The Undersigned states that on _____ at _____
 Defendant did unlawfully operate:

REG. NO.	STATE	MO. YEAR	US DOT #
MAKE	YEAR	COLOR	NO. AXLES
TYPE	VEHICLE USE: <input type="checkbox"/> COMMERCIAL MOTOR VEHICLE YES <input type="checkbox"/> NO <input type="checkbox"/> <input type="checkbox"/> FLAGGED HAZARDOUS MATERIAL YES <input type="checkbox"/> NO <input type="checkbox"/> <input type="checkbox"/> 16 OR MORE PASSENGER VEHICLE YES <input type="checkbox"/> NO <input type="checkbox"/>		
VIN			

On as a Pedestrian or Passenger, and upon a Public Highway, or other Location, Specifically _____
 Located in the County and State Aforesaid and Did Then and There Commit the Following Offense Urban District

<input type="checkbox"/> ILCS	<input type="checkbox"/> Local Ordinance	Overweight On	Permit #
Chapter _____ Act _____ Section _____			
Nature of Offense: _____			

Axle 1	Axle 8	Axle 15	Scale Sticker #
Axle 2	Axle 9	Axle 16	Scale Sticker #
Axle 3	Axle 10	Axle 17	Test Date:
Axle 4	Axle 11	Axle 18	Distance Between Axles:
Axle 5	Axle 12	Axle 19	Functioning Auxiliary Power Unit <input type="checkbox"/>
Axle 6	Axle 13	Axle 20	Weather:
Axle 7	Axle 14	GROSS WEIGHT	

Lbs. in Excess	COURT PLACE/DATE	CIRCUIT COURT LOCATION, DATE AND TIME	
Assessment Schedule #		Court Location:	
Assessments		Date:	
Fine		Time:	
Total Amount			
Notes:			

Under penalties as provided by law for false certification pursuant to Section 1-109 of the Code of Civil Procedure and perjury pursuant to Section 32-2 of the Criminal Code of 2012, the undersigned certifies that the statements set forth in this instrument are true and correct.

MONTH DAY YEAR OFFICER'S SIGNATURE I.D. NO.

READ THESE INSTRUCTIONS CAREFULLY

1. If you wish to plead "GUILTY", complete the "PLEA OF GUILTY AND WAIVER" provided and follow those instructions. Mail the guilty plea with full payment in the applicable amount noted on the citation in the "Fine and Assessments" section on the "Total Amount" line.

Payment Options

NOTE: Payment must be cash, money order, certified check, bank draft, or traveler's check unless otherwise authorized by the Clerk of court. (DO NOT SEND CASH IN THE MAIL; use cash only if paying in person.)

2. If you wish to plead "NOT GUILTY", complete the portion of the form entitled "Avoid Multiple Court Appearances" and follow those instructions. If you are found guilty, the total amount assessed may be greater than the amount assessed on a guilty plea.

NOTICE TO APPEAR

Failure to plead guilty and pay for your ticket in advance of court, or failure to appear in court at the date and time listed in the Court Place/Date section may result in a conviction being entered against you in the amount of the statutory fine(s) plus the assessment in the applicable schedule for the charged offense(s) as provided in the Criminal and Traffic Assessment Act (705 ILCS 135/1 et seq.). The total amount assessed may be greater than the amount assessed on a pre-court guilty plea.

NOTICE OF CONSENT FOR ENTRY OF JUDGMENT


If you were charged with an offense which does not require a court appearance, YOU ARE HEREBY NOTIFIED THAT:

If you do not satisfy the charge(s) against you prior to the date set for your appearance or any date to which the case is continued, you do not submit a written plea of guilty to the clerk at least (3) days before that date, and you fail to answer the charge(s) or appear in court when required, you thereby consent to the entry of a judgment of conviction against you in the amount of the statutory fine, plus the assessment in the applicable schedule for the charged offense as provided in the Criminal and Traffic Assessment Act (705 ILCS 135/1 et seq.). The total amount assessed may be greater than the amount assessed on a guilty plea.

ILLINOIS OVERWEIGHT CITATION AND COMPLAINT

ILLINOIS STATE POLICE

COMPLAINANT



COURT COMMUNICATION

CASE NO.	ISP DIST OCC.	<input type="checkbox"/> TOLLWAY	ISP DIST ASSIGN
COUNTY OF	TOWNSHIP OF	<input type="checkbox"/> TWP. RD	SCALE #
<input type="checkbox"/> PEOPLE STATE OF ILLINOIS	<input type="checkbox"/> CITY VILLAGE OF MUNICIPAL CORPORATION PLAINTIFF	SCALE OPERATOR	VS.
NAME		SID #	
LAST	FIRST	MIDDLE NAME	
ADDRESS		EYES	GENDER
STREET		APR.	
CITY STATE ZIP		HAIR	HEIGHT
DR. LIC	STATE	CDL	EXPIR. DATE
EMAIL ADDRESS		MOBILE #	

The Undersigned states that on _____ at _____ Defendant did unlawfully operate:

REG NO	STATE	MO-YEAR	US DOT #
MAKE	YEAR	COLOR	NO. AXLES
TYPE	VEHICLE USE:		
VIN	COMMERCIAL MOTOR VEHICLE	YES <input type="checkbox"/>	NO <input type="checkbox"/>
	PLACARDED HAZARDOUS MATERIAL	YES <input type="checkbox"/>	NO <input type="checkbox"/>
	15 OR MORE PASSENGER VEHICLE	YES <input type="checkbox"/>	NO <input type="checkbox"/>

Or as a Pedestrian or Passenger, and upon a Public Highway, or other Location, Specifically _____

Located in the County and State Aforesaid and Did Then and There Commit the Following Offense Urban District

<input type="checkbox"/> ILCS	<input type="checkbox"/> Local Ordinance	Overweight On	Permit #
Chapter _____ Act _____		Section _____	
Nature of Offense: _____			

Axle 1	Axle 8	Axle 15	Scale Sticker #
Axle 2	Axle 9	Axle 16	Scale Sticker #
Axle 3	Axle 10	Axle 17	Test Date:
Axle 4	Axle 11	Axle 18	Distance Between Axles:
Axle 5	Axle 12	Axle 19	Functioning Auxiliary Power Unit <input type="checkbox"/>
Axle 6	Axle 13	Axle 20	Weather:
Axle 7	Axle 14	GROSS WEIGHT	

Lbs. in Excess	COURT PLACE/DATE	CIRCUIT COURT LOCATION, DATE AND TIME
Assessment Schedule #		Court Location:
Assessments		Date:
Fine		Time:
Total Amount		
Notes:		

Under penalties as provided by law for false certification pursuant to Section 1-109 of the Code of Civil Procedure and perjury pursuant to Section 32-2 of the Criminal Code of 2012, the undersigned certifies that the statements set forth in this instrument are true and correct.

MONTH DAY YEAR OFFICER'S SIGNATURE ID NO.

Avoid Multiple Court Appearances

If you intend to plead NOT GUILTY to the ticket:

1. Complete this form and mail at least TEN (10) work days before the date set for your court appearance noted on the bottom half of the ticket (Notice to Appear Section)
2. Indicate what kind of trial you want - mark only one box, complete the address section below and follow the mailing instructions in number 3 below.

I WISH TO PLEAD NOT GUILTY AND REQUEST:

- A. Trial by Judge
- B. Trial By Jury

A new appearance date will be set and you will be notified of the time and date of trial. **Do not come to court until you are notified.** When you are notified, you should come to court prepared for trial and bring any witnesses you may have.

Name _____

Mailing Address _____

City/State/Zip _____

Email Address _____

Mobile # _____

I consent to text message reminders.

3. Mail this form to the Clerk of the Court, Traffic Section, at the address noted in the "Notice to Appear" section on the bottom half of the ticket.

DO NOT MAIL TO THE POLICE DEPARTMENT

GUILTY PLEA

If you intend to plead GUILTY to the ticket and No Court Appearance is Required.

1. Complete this form.
2. Mail this form, together with the applicable payment to the Clerk of the Court, Traffic Section, at the address noted in the "Notice to Appear" section on the bottom half of the ticket. You must mail this completed form, with the total applicable payment, **no earlier than ten (10) work days** after the ticket was issued (noted on the top half, below "Defendant" section, of the ticket), and **no later than three (3) work days** before the court appearance date noted on the bottom half of the ticket in the "Notice to Appear" section or as may have been provided by the clerk of the court.

Note: Payment must be by cash, money order, certified check, bank draft, or traveler's check unless otherwise authorized by the clerk of the court. (DO NOT SENT CASH IN THE MAIL; use cash only if paying in person.)

PLEA OF GUILTY AND WAIVER

I, the undersigned, do hereby plead guilty to the charge noted on this ticket, which does not require a court appearance. I understand my right to a trial, that my signature to this plea of guilty will have the same force and effect as a conviction by the court and that this record will be sent to the Secretary of State of this State (or of the State where I received my license to drive). I hereby PLEAD GUILTY to the said offense on this ticket, GIVE UP my right to trial, and agree to pay the amount required.

Defendant's Signature _____ Date _____

Mailing Address _____ Street _____

City _____ State _____ Zip _____

Email Address _____

Mobile # _____