

Jabra & HP collaboration solution

Collaboration at the touch of a button: intuitive, fast and seamless



Jabra GN

In cooperation with:





Jabra & Microsoft Teams

Jabra PanaCast is compatible with all leading video and audio conferencing solutions as well as certified for Microsoft Teams and Rooms.



Professional video conferencing at the touch of a button

Wouldn't it be nice if video conferencing worked as smoothly as a good coffee machine? If the technology could be fast, simple and give you exactly what you need at the touch of a button?

With the brand-new bundle from the experts at Jabra and HP, you can finally get your hands on a video collaboration solution that's as straightforward as your morning cup of coffee. Two of the biggest names in digital collaboration have partnered to bring you the most superior video and audio components in one tidy package – so your meetings are suddenly only one touch away.



HP Slice G2 (including HP audio module and tablet) and Jabra PanaCast camera (stand available as accessory)

Workspace:



Huddle room



Softphone

Certified for:



	HP ELITE SLICE G2	JABRA PANACAST	TABLE STAND (PANACAST)
Description/ Scope of delivery	HP Elite Slice G2 with MS Teams Rooms or Zoom Rooms license (including HP audio module and tablet), 8GB, Core i5 processor, Win 10 IoT, 2 x USB-A, 1 x USB port	Jabra PanaCast camera (certified for Microsoft Teams/ Microsoft Teams Rooms and compatible with all leading video and audio conferencing solutions), USB-C to USB-A cable (1 m)	Table mount (stand) for Jabra PanaCast (height adjustable: 152-317 mm / 6"-12.5")
SKU	3KQ68EA (MS Teams Rooms)	8100-119	14207-56

Expert collaboration from the experts in collaboration

Professional meetings one touch away

After the simple and intuitive installation of the HP Slice G2 and PanaCast, high quality video conferencing is available at your fingertips. Jabra and HP know your time is precious: that's why they joined forces to deliver a plug-and-play solution that guarantees professional meetings are never more than a tap away.

Superior quality

Experience outstanding video quality with Jabra PanaCast, the world's first intelligent Panoramic-4K video solution. Thanks to patented software and three integrated cameras, PanaCast video technology offers a full 180° view of the room – even in setups where the table is next to the wall – ensuring all participants are included regardless of where they are seated.

A sound investment

For many, the life cycle assessment of their company is becoming increasingly important. Resources should be used efficiently. With virtual meetings replacing the real-life ones, now has never been a better time to invest in a high quality video conferencing solution. Thanks to professional technology and innovative features, Jabra PanaCast and HP Slice G2 make it possible for video meetings to become as straightforward and engaging as live meetings.

Social distancing safe

When video conferencing with your team, it can be difficult to maintain a safe distance while huddling around a camera. If just three people are participating in a meeting, keeping a six-foot distance means that the video must cover up to twelve feet in order to include the whole team. With the intelligent 180° field of view provided by Jabra PanaCast, adhering to social distancing measures is no longer a challenge. PanaCast captures the whole room, from wall to wall, including everyone no matter how spread apart.

Always compatible

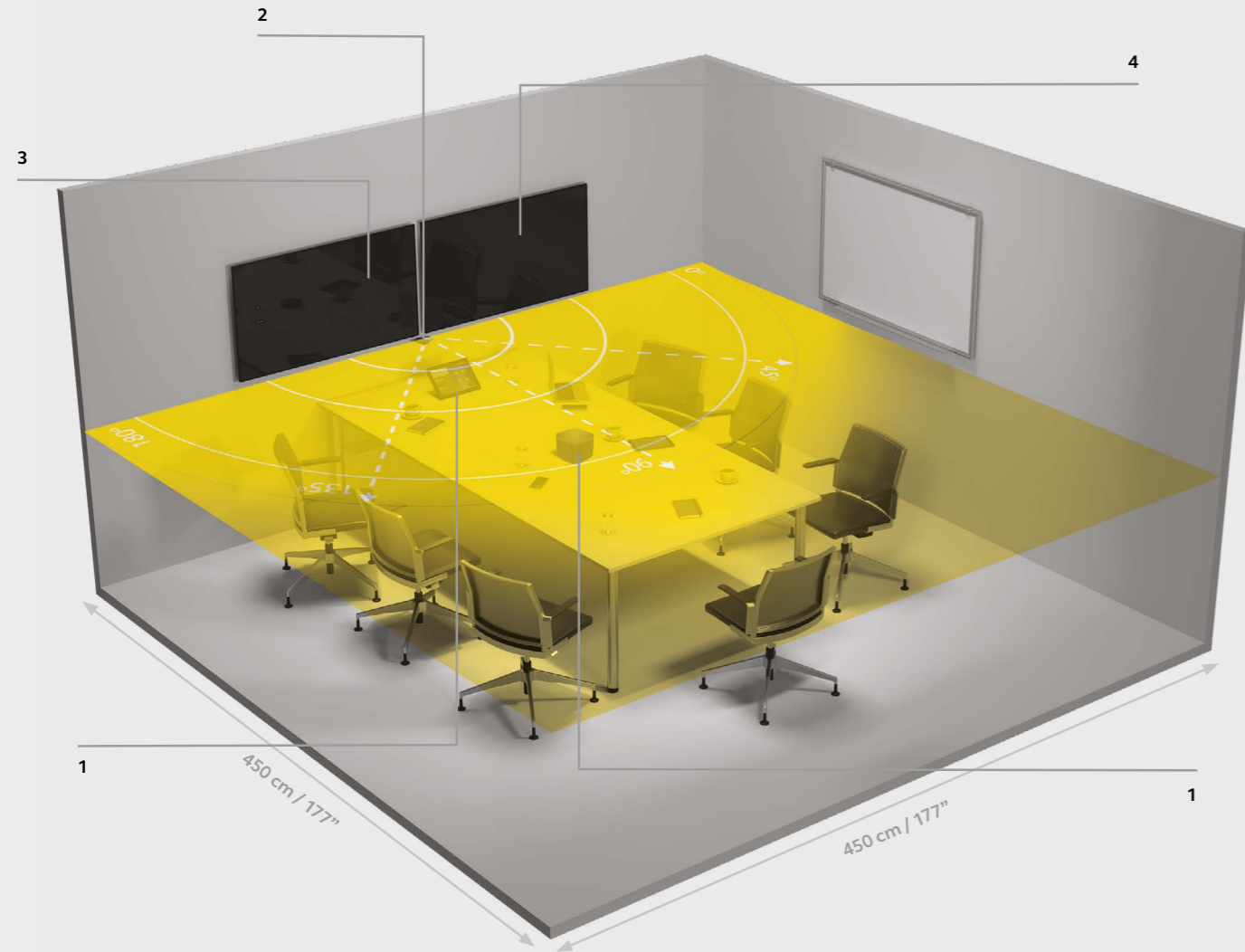
As the bundle is compatible with all leading video and audio conferencing platforms – and includes a certified Microsoft Teams component – teams can work together seamlessly without hassle.



The Setup for your conference room

Complete solution for large conference rooms

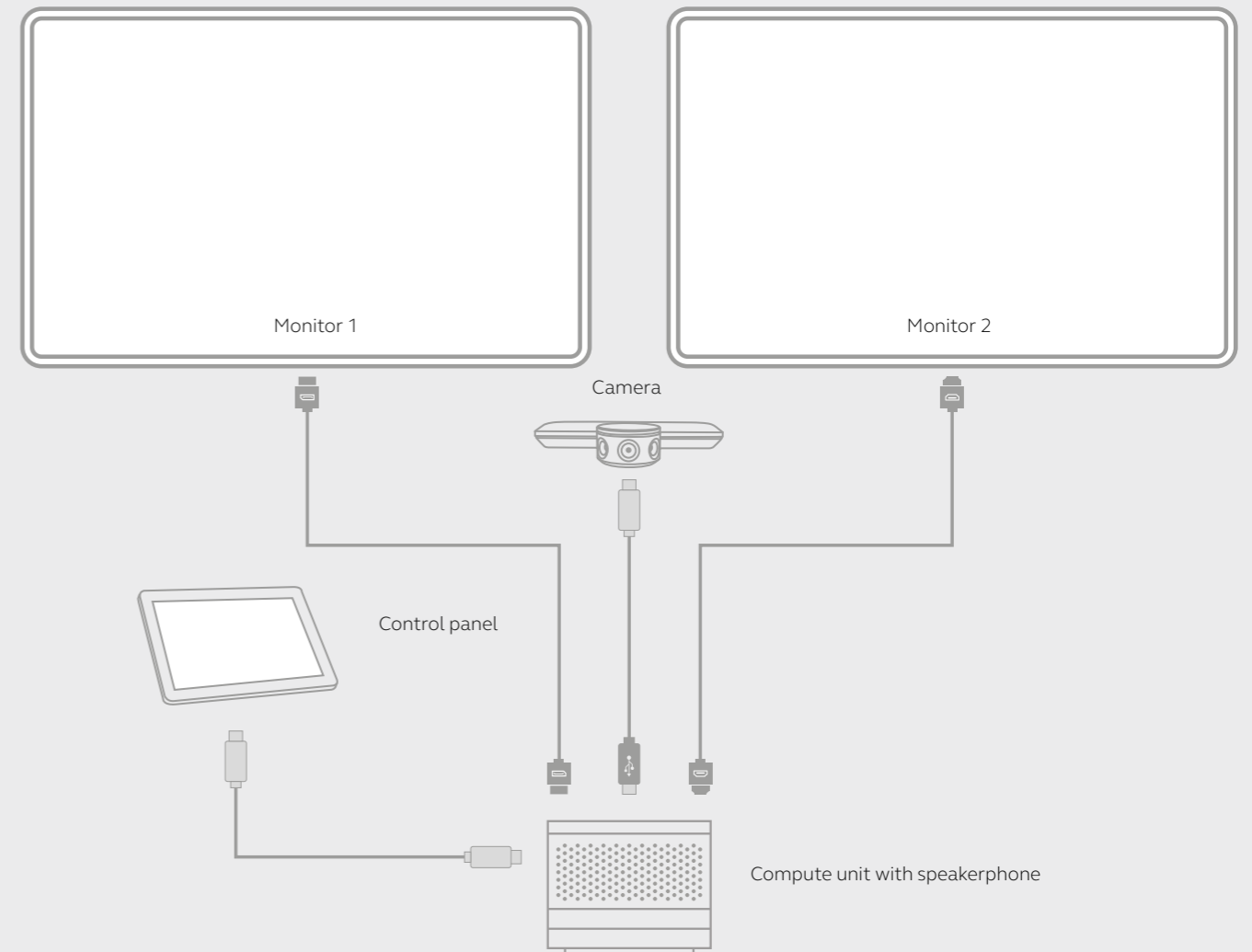
Jabra PanaCast can be used in all kinds of rooms, big and small. The below diagram offers tips on how to ideally place the device in order to achieve the best video conferencing experience for all participants. We generally recommend two screens for large conference rooms. In addition, meeting participants should not be no closer than 90 cm / 36 inches to the screen.



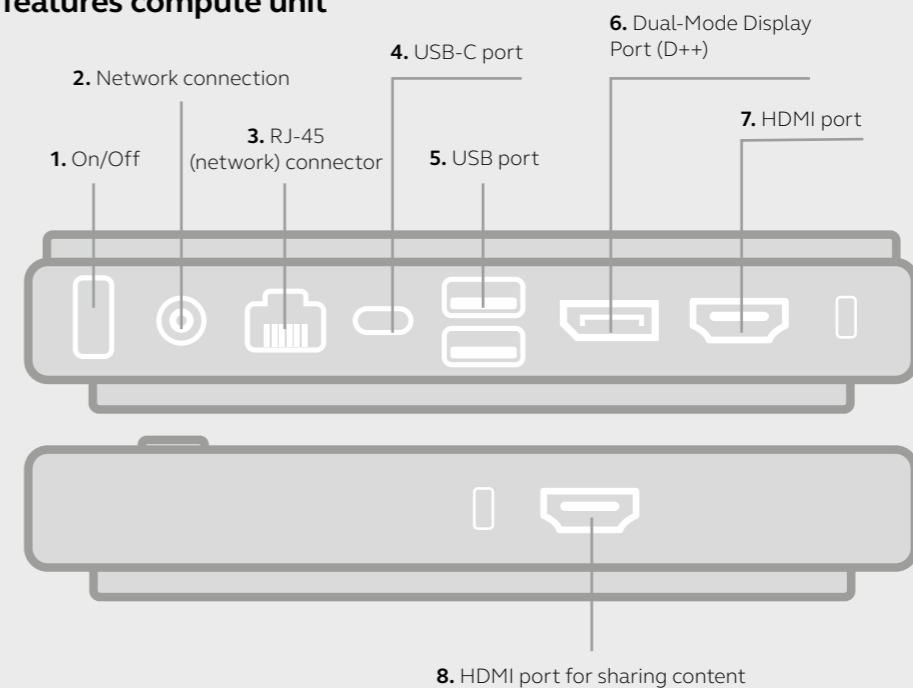
OPTIMIZED PLACEMENT OF EQUIPMENT IN A LARGE CONFERENCE ROOM

- 1** Place the control panel and compute unit with 360° speaker on the table.
- 2** Camera placement underneath the screens: **90-110 cm / 35-43" (ideally 100 cm / 39")** from the floor
 - Use a **1.80 m / 6 foot USB 3.0 cable** between camera and processor unit for 4K resolution. A longer or shorter cable may reduce the resolution.
- 3** Two screens mounted on the wall: **Recommended screen size: 55"**
 - For an optimal view of the screen(s), we recommend placing the first seat **at least 90 centimeters / 36 inches** away from the screen(s)
- 4**
 - Placement of the screen from the ground if Jabra PanaCast is placed underneath the screens: **100-120 centimeters / 39-47 inches (ideally 105 centimeters / 42 inches)**
 - Placement of the screen from the ground if Jabra PanaCast is placed between the screens: **125 centimeters / 49 inches**

Wiring



Performance features compute unit





Collaboration at the touch of a button.

Video conferencing made easy with Jabra PanaCast and HP Slice

jabra.com/PanaCast