



**Head Quarters
Taxidermy Supply**

2019 Catalog

HQ Head Quarters Taxidermy Supply

Business Hours:

Contact us by phone between 8:30 am and 5:00 pm Eastern Standard Time, Monday through Friday. Messages can be left 24/7 on voice mail before and after these times. We are closed major holidays.

How to Order:

Toll-Free Number: 866.365.0130
Phone Number: 919.256.7861
Fax Number: 919.324.1779
Orders can be placed online at HQTaxidermy.com

Method of Payment:

We accept Visa, MasterCard, Discover, American Express, check by phone or money order.



Shipping Method:

Most purchases will be shipped UPS. Larger shipments can be sent motor freight to save on shipping costs.

Volume Discounts:

2% on \$150.00 • 5% on \$250.00 • 12% on \$1,000.00
Returned Check Fee: \$25.00

Damage Policy:

If items are damaged beyond use or require excessive time to repair, please notify shipper and Head Quarters Taxidermy Supply immediately after an order is received. Any minor dings, dents or small breakage is sometimes expected when shipping foam products with high volume freight carriers. If requested by customer, a special wrapping and packing service is available at 10% extra per item. Unless there is significant damage from abuse or negligence in shipping, please rely on your skills as a taxidermist to remedy small problems.

Returns:

Any items ordered by customers that are returned to Head Quarters will be accepted back according to these guidelines:

- Returned back freight prepaid by customer
- Not altered, custom-poured without rods
- Not cut or rasped. No clay/bondo added
- Returned within 30 days or less of purchase date
- Authorized over the phone by Head Quarters office

Large Forms:

Large forms will automatically be cut to ship UPS unless otherwise specified by the customer.

Measurement Guidelines for Head Quarters forms:

Gene Smith Whitetails

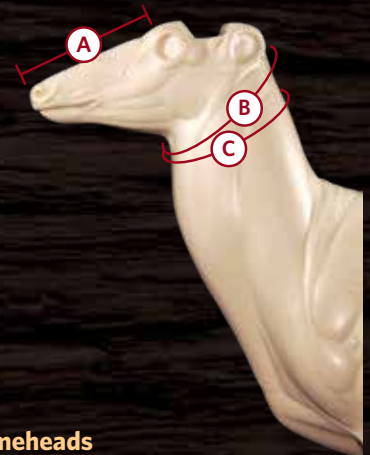
- A Eye to nose
- B Circumference below ear butts
- C Circumference 3" down from B measurement

All Lifesize Forms

- A Nose to eye
- B Nose to base of skull
- C Neck
- D Chest
- E Circumference of belly
- F Nose to base of tail length

North American & African Gameheads

- A Nose to eye
- B Circumference of the neck at the atlas



All forms are copyrighted and cannot be legally copied for in-house use or for resale.



Backed by 
BIG ROCK
SPORTS™

*Big Rock continues to be at the
forefront in protecting and
preserving hunting and fishing.*

Backed by Big Rock

In 2012, Big Rock Sports expanded into the taxidermy supplies sector by acquiring Head Quarters Taxidermy Supply. That acquisition combined one of the fastest-growing taxidermy supply distributors in the United States with Big Rock Sports's decades of experience in the hunting and fishing industry. Acquiring Head Quarters Taxidermy Supply allowed Big Rock Sports to provide the resources and industry connections to offer a better, more-comprehensive experience for taxidermists across North America.

Combining the strengths of both companies has spurred the creation of hundreds of new products, competitive shipping rates across North America and increased support for taxidermists, taxidermy events and organizations. Big Rock Sports and Head Quarters Taxidermy Supply will continue working together to ensure that taxidermists throughout North America receive the products and support they need and deserve.

About Big Rock Sports

The premier outdoor sporting goods distributor in North America, Big Rock Sports supplies more than 15,000 retailers with the best products from over 1,200 manufacturers. It also provides the tools needed to navigate the complexity of today's marketplace. Big Rock Sports is a privately held company with a home office in Graham, NC.

Building Relationships for 60 Years

The history of Big Rock Sports goes back more than 60 years to the founding of All-Sports Supply in Portland, OR. At that time, sporting goods was a much more personal business, and distributors knew the names of their customers as well as their families.

Over the years, distribution companies—sporting goods and otherwise—turned their focus away from the personal touch in favor of the bottom line. However, Big Rock Sports still embraces the ideals of everyone who laid the groundwork for the company, taking pride in relationships with customers. Big Rock knows its customers' specific needs and concerns and the best ways to help them thrive.



TABLE OF CONTENTS

SMALL AND LARGE GAME

Gene Smith Whitetail Forms	8
North American Gameheads.....	37
Rugshells	59
Exotic and South Pacific Gameheads	65
African Gameheads	69
North American Life-size Forms	91
African Lifesize Forms.....	116
Exotic and South Pacific Life-size Forms.....	117
Small Mammals	120
Changeout Heads	144

BIRDS

Waterfowl Bodies and Heads	149
Upland Bodies and Heads	158
Turkey Bodies and Heads.....	160

ACCESSORIES AND TOOLS

Eyes	169
Earliners and Noses.....	177
Jaw Sets	184
Habitat Materials, Bases, Rocks and Limbs	192
Wood Panels and Bases	217
Skull Mounting Systems	231
Taxidermy Tools and Supplies	235
Instructional Videos	268
Paints and Airbrushes	271

MEET THE BEST TEAM OF TAXIDERMY SCULPTORS IN THE WORLD



GENE SMITH

Gene Smith is the only three-time Whitetail World Champion. His taxidermy and sculpting experience has led to the creation of the highest quality whitetail forms available. As a result, more and more taxidermists are using these superior whitetail manikins with correct facial features and briskets that look natural and fit well. Plus the overall mount has more appeal to the hunter.



BRETT DEFREITAS AND TIM JORDAN

Head Quarters is well known in the taxidermy industry for having the two best turkey bodies in the business. Brett DeFreitas and Tim Jordan turkey bodies are unique, but at the same time produce an easy to mount, beautiful bird. Brett DeFreitas has won "Best in World" for turkey, back to back in 2009 and 2011. His creations include a line of turkey bodies and neck inserts that the industry has needed for a long time. Thanks to Brett's system, turkey taxidermy is operating at a whole new level.

Tim Jordan also possesses a wealth of experience mounting wholesale turkeys and has developed a turkey body that fits well. His method produces a great looking bird in less time than normally required. Tim's bodies are designed to be used with the "bondo system" of attaching the legs and wings so there is no need to run wires through the form.



DAWAYNE DEWEY

Dawayne Dewey continues to run a full-time taxidermy studio while sculpting for Head Quarters. That means he understands—from an owner's point of view—the impact a correctly sculpted manikin has on making a profit. Paying for a life-size form, then spending two days working on it to make it fit is not cost-effective. At Head Quarters, we believe a foam manikin should be taken from the box and mounted on. This is exactly what you get with a Dawayne Dewey form. Dawayne will continue to sculpt more unique and accurate poses of life-size and shoulder forms that he and his staff use on a weekly basis, and through Head Quarters, other taxidermists can use as well.



VIC HEINCKER

Vic Heincker joined the Head Quarters team of sculptors in 2013 as one of our in-house model builders. Vic brings 30 years of experience as a taxidermy business owner in the Saint Louis, MO area as well as his sculpting skills in the field of medium and large mammals. Vic has also competed over the years, taking home numerous best in world, national, state and regional awards.

Visit HQTaxidermy.com to see new forms and products as they are made available and join us on Facebook and Twitter.





JUSTIN GERYAK

Justin Geryak is the newest addition to the already-talented team of sculptors here at Head Quarters. Justin is currently a full-time taxidermist with 17 years of experience specializing in life-size big game. After years of working as a professional taxidermist, he has enjoyed opportunities to work on many species and custom pieces and realized there is a lot of room for improvement with the manikins on the market. Justin looks forward to adding new, unique and accurate sculptures to Head Quarters' lineup.

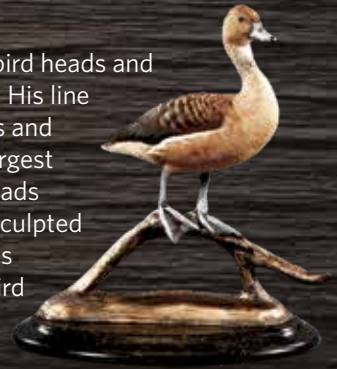


CLIFF HALES

Cliff has been involved in taxidermy and sculpting for the past 40 years. His career includes positions such as museum curator, museum designer, taxidermist and anatomical sculptor. He has worked as a custom taxidermist and sculptor in his own business as well as other large studios. This experience has allowed Cliff to develop his skills and study animal anatomy and composition extensively.

PAGE NETHERCUTT

Page Nethercutt has been producing bird heads and bodies for Head Quarters since 2008. His line has grown to over 200 different heads and bodies. Head Quarters now has the largest selection of open mouth waterfowl heads available. Page's bird bodies were all sculpted off specific carcass measurements. His waterfowl bodies are known among bird taxidermists to be easy to mount on and always fit well. Page Nethercutt waterfowl heads and bodies are available exclusively through Head Quarters Taxidermy Supply.



BONES JOHNSON

Head Quarters was excited to have Bones Johnson join its elite team of sculptors in 2013. Bones brings over 20 years of experience in taxidermy to the table in, having been a gamehead sculptor for 19 years. Bones has won numerous awards on the national and world levels in sculpting and taxidermy. Involvement with the taxidermy supply industry for a good part of his career has prepared Bones for Head Quarters' mission to offer the best quality products available. While sculpting for Head Quarters, Bones is also a full-time taxidermist for Dewey Wildlife Studios.

AARON CONNELLY

Our Aaron Connelly's forms have been a huge success here in the United States, and also in Canada. Aaron continues to collect more skeletons, measurements and reference material to expand his line of Bears, Elk, Mt. Lions and Mule Deer in the upcoming years. Aaron's attention to detail and correctly sculpted forms provide ease of skin placement, which helps the taxidermist get a higher quality mount with less time involved. Any taxidermist who has ever tried an Aaron Connelly form knows the quality is unmatched, and this is why Aaron has such a huge following across North America.



VERN & LOUISE PEARSON

Vern and Louise have been doing taxidermy for over 40 years combined and sculpting since the 1990s. In addition to taxidermy sculptures, they sculpt many bronze wildlife sculptures. They have won numerous awards worldwide and locally in New Zealand. They try to spend as much time as possible hunting, fishing, photographing and feeding native birds found in their New Zealand garden.

GENE SMITH WHITETAIL FORMS

THREE-TIME WHITETAIL WORLD CHAMPION

Gene continues to design new poses and add new sizes to Head Quarters' existing line of whitetail forms. All of the Gene Smith deer forms are poured with precision and care to ensure a high-quality product, using the best foam available. The most accurate, symmetrically precise and easiest to mount whitetail forms are only available through Head Quarters Taxidermy Supply.



***What makes his
forms the best?***

MATURE FULL FACE WITH ACCURATE NOSE
AND EARBUTTS PRE-SCULPTED
INTO THE CROWN

SWELLED NECK WITH APPEALING LOOK AND
PROPER SKIN PLACEMENT

BRISKET AIDS IN QUICK AND PROPER
SKIN PLACEMENT WHILE REMAINING
ANATOMICALLY ACCURATE



Better Whitetail Forms at a Better Price!

UNIQUE FEATURES OFFERED ONLY ON HEAD QUARTERS WHITETAIL FORMS



Newly formed brisket area aids in quick, proper skin placement. Many customers say the brisket skin "just falls into place."



Anatomically correct head, including naturally placed lip line, improved positive-base eye set and extended antler base.



All forms have minimal seam lines with a smooth, slick skin that makes test fitting a breeze.



Positive-base ear set with adjoining ear butt muscles pre-sculpted into skull crown.



Mount by
Gene Smith

(photo courtesy of Breakthrough magazine)



Gene taking measurements and reference off a deer in Missouri to create a better whitetail form for taxidermists.

W01 SERIES

FULL UPRIGHT, STRAIGHT SHOULDERS

With a smaller-framed deer in mind, this series is designed to give the majestic look of the whitetail. This high-quality deer form features smooth muscle tone with deeper eye sockets for eye-setting versatility. The back of the head and ear butts are sculpted for effortless mounting. Our foam has excellent skin for ease of roughing. If you're looking for an upright whitetail with straight, full shoulders, these forms will please your customers.





W01-7119S



W01-7221R

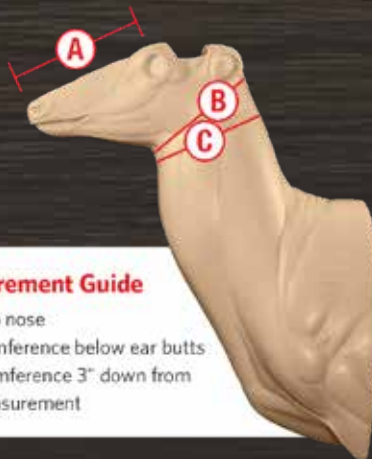


W01-6316L



W01-7018R

W01-6317R
Mount by
Peggy Bowers



Measurement Guide

- A Eye to nose
- B Circumference below ear butts
- C Circumference 3" down from B measurement

FOR SHORTER-FRAMED DEER

ITEM #	A	B	C	DESCRIPTION	EYE	CODE
W01-6215S	6½"	15"	15"	Upright, Straight	32mm	054130
W01-6215L	6½"	15"	15"	Upright, Left	32mm	054130
W01-6215R	6½"	15"	15"	Upright, Right	32mm	054130
W01-6316S	6¾"	16½"	17½"	Upright, Straight	32mm	055120
W01-6316L	6¾"	16½"	17½"	Upright, Left	32mm	055120
W01-6316R	6¾"	16½"	17½"	Upright, Right	32mm	055120
W01-6317S	6¾"	17½"	19"	Upright, Straight	32mm	055440
W01-6317L	6¾"	17½"	19"	Upright, Left	32mm	055440
W01-6317R	6¾"	17½"	19"	Upright, Right	32mm	055440
W01-7018S	7"	18"	20"	Upright, Straight	32mm	058470
W01-7018L	7"	18"	20"	Upright, Left	32mm	058470
W01-7018R	7"	18"	20"	Upright, Right	32mm	058470
W01-7119S	7¼"	19"	21"	Upright, Straight	32mm	061270
W01-7119L	7¼"	19"	21"	Upright, Left	32mm	061270
W01-7119R	7¼"	19"	21"	Upright, Right	32mm	061270
W01-7221S	7½"	21"	24"	Upright, Straight	34mm	063110
W01-7221L	7½"	21"	24"	Upright, Left	34mm	063110
W01-7221R	7½"	21"	24"	Upright, Right	34mm	063110
W01-7322S	7¾"	22"	26"	Upright, Straight	34mm	065370
W01-7322L	7¾"	22"	26"	Upright, Left	34mm	065370
W01-7322R	7¾"	22"	26"	Upright, Right	34mm	065370

Please note that the eye sockets on this series were sculpted to have a deeper eye set for versatility in achieving a desired look. When using a taller eye such as a 650 series or TruEye you may find that 1/8" of clay will need to be added to the back of the eye. When using an eye that is not as tall, such as a Quantum 405 series eye, 1/4" of clay may need to be added behind the eye.

W02 SERIES

SEMI-SNEAK, STRAIGHT FULL SHOULDERS

Designed to give the appearance of rutting whitetail in the semi-sneak position. With straight full shoulders and the same features as the W01-series, this is one of our most popular form series. The series was sculpted off shorter-framed deer, making it a popular choice for Southern taxidermists.





W02-7119R



W02-7221L



W02-7119R



W02-7018L



W02-7119R



Measurement Guide

- A Eye to nose
- B Circumference below ear butts
- C Circumference 3" down from B measurement

FOR SHORTER-FRAMED DEER

ITEM #	A	B	C	DESCRIPTION	EYE	CODE
W02-6316L	6¾"	16½"	18"	Semi-Sneak, Left	32mm	054480
W02-6316R	6¾"	16½"	18"	Semi-Sneak, Right	32mm	054480
W02-6317L	6¾"	17½"	19"	Semi-Sneak, Left	32mm	055440
W02-6317R	6¾"	17½"	19"	Semi-Sneak, Right	32mm	055440
W02-6319L	6¾"	19"	21"	Semi-Sneak, Left	32mm	059660
W02-6319R	6¾"	19"	21"	Semi-Sneak, Right	32mm	059660
W02-7018L	7"	18"	20"	Semi-Sneak, Left	32mm	060470
W02-7018R	7"	18"	20"	Semi-Sneak, Right	32mm	060470
W02-7119L	7¼"	19"	22"	Semi-Sneak, Left	32mm	061270
W02-7119R	7¼"	19"	22"	Semi-Sneak, Right	32mm	061270
W02-7221L	7½"	21"	24"	Semi-Sneak, Left	34mm	063110
W02-7221R	7½"	21"	24"	Semi-Sneak, Right	34mm	063110
W02-7322L	7¾"	22"	26"	Semi-Sneak, Left	34mm	065360
W02-7322R	7¾"	22"	26"	Semi-Sneak, Right	34mm	065360


Please note that the eye sockets on this series were sculpted to have a deeper eye set for versatility in achieving a desired look. When using a taller eye such as a 650 series or TruEye, you may find that 1/8" of clay will need to be added to the back of the eye. When using an eye that is not as tall such as a Quantum 405 series eye, 1/4" of clay may need to be added behind the eye.

W03 SERIES

SEMI-SNEAK, OFFSET SHOULDER

This series was designed to give everything you want in a whitetail form. All W03's feature a full offset shoulder with a smooth turn and a full neck to give that distinctive look you've been searching for.





W03-7120L
Mount by
Gene Smith



W03-7323L
Mount by
Justin Henson



Mount by
Clint Ricky
Altered W03
Photo courtesy of
Breakthrough Magazine



W03-7221L
Mount by
Scott Harlow

W03 SERIES



W03-7018R



W03-7120L
Mount by
Scott Harlow



W03-7322L
Sculpted in dewlap on
larger sizes

ACCURATELY DETAILED
DEEP BRISKET MAKES SKIN
PLACEMENT QUICK AND EASY

“Whether it’s in the competition room or everyday customer work, Gene Smith’s whitetail forms far exceed the competition with superior anatomical accuracy.”

—Dennis Wessner, Tower City, PA



W03-7120R



W03-7221L



Measurement Guide


- A Eye to nose
- B Circumference below ear butts
- C Circumference 3" down from B measurement

ITEM #	A	B	C	DESCRIPTION	EYE RQD	CODE
W03-6215L	6½"	15"	15"	Semi-Sneak, Left	32mm	056810
W03-6215R	6½"	15"	15"	Semi-Sneak, Right	32mm	056810
W03-6316L	6¾"	16½"	17½"	Semi-Sneak, Left	32mm	057470
W03-6316R	6¾"	16½"	17½"	Semi-Sneak, Right	32mm	057470
W03-6317L	6¾"	17¼"	19"	Semi-Sneak, Left	32mm	057800
W03-6317R	6¾"	17¼"	19"	Semi-Sneak, Right	32mm	057800
W03-7017L	7"	17½"	19½"	Semi-Sneak, Left	32mm	058060
W03-7017R	7"	17½"	19½"	Semi-Sneak, Right	32mm	058060
W03-7018S	7"	18½"	20"	Semi-Sneak, Straight	32mm	058790
W03-7018L	7"	18½"	20"	Semi-Sneak, Left	32mm	058790
W03-7018R	7"	18½"	20"	Semi-Sneak, Right	32mm	058790
W03-7119L	7¼"	19"	22"	Semi-Sneak, Left	32mm	062070
W03-7119R	7¼"	19"	22"	Semi-Sneak, Right	32mm	062070
W03-7120L	7¼"	20"	23"	Semi-Sneak, Left	32mm	063730
W03-7120R	7¼"	20"	23"	Semi-Sneak, Right	32mm	063730
W03-7219L	7½"	19"	21"	Semi-Sneak, Left	32mm	064700
W03-7219R	7½"	19"	21"	Semi-Sneak, Right	32mm	064700
W03-7220L	7½"	20½"	22½"	Semi-Sneak, Left	32mm	065690
W03-7220R	7½"	20½"	22½"	Semi-Sneak, Right	32mm	065690
W03-7221L	7½"	21"	24½"	Semi-Sneak, Left	32mm	067660
W03-7221R	7½"	21"	24½"	Semi-Sneak, Right	32mm	067660
W03-7222L	7½"	22"	25"	Semi-Sneak, Left	32mm	068650
W03-7222R	7½"	22"	25"	Semi-Sneak, Right	32mm	068650
W03-7223L	7½"	23"	27"	Semi-Sneak, Left	32mm	070940
W03-7223R	7½"	23"	27"	Semi-Sneak, Right	32mm	070940
W03-7322L	7¾"	22"	25"	Semi-Sneak, Left	32mm	071580
W03-7322R	7¾"	22"	25"	Semi-Sneak, Right	32mm	071580
W03-7323L	7¾"	23"	27"	Semi-Sneak, Left	32mm	072260
W03-7323R	7¾"	23"	27"	Semi-Sneak, Right	32mm	072260

WO4 SERIES

QUARTER-SNEAK, OFFSET SHOULDER

This series was designed to present the whitetail in the "chasing" phase of the rut. It features a full offset shoulder, deep brisket and positive base eye set.






W04-7119R




CHECK OUT
WHITETAIL EARLINERS
ON PAGE 177-178



W04-7119L



Mount by
Scott Harlow



W04-7119R



Measurement Guide

- A Eye to nose
- B Circumference below ear butts
- C Circumference 3" down from B measurement

ITEM #	A	B	C	DESCRIPTION	EYE RQD	CODE
W04-6215L	6½"	15"	15½"	Quarter-Sneak, Offset Shoulder, Left	32mm	053880
W04-6215R	6½"	15"	15½"	Quarter-Sneak, Offset Shoulder, Right	32mm	053880
W04-6316L	6¾"	16½"	17½"	Quarter-Sneak, Offset Shoulder, Left	32mm	057470
W04-6316R	6¾"	16½"	17½"	Quarter-Sneak, Offset Shoulder, Right	32mm	057470
W04-6317L	6¾"	17½"	19"	Quarter-Sneak, Offset Shoulder, Left	32mm	057800
W04-6317R	6¾"	17½"	19"	Quarter-Sneak, Offset Shoulder, Right	32mm	057800
W04-7017L	7"	17"	19"	Quarter-Sneak, Offset Shoulder, Left	32mm	058130
W04-7017R	7"	17"	19"	Quarter-Sneak, Offset Shoulder, Right	32mm	058130
W04-7018L	7"	18"	20½"	Quarter-Sneak, Offset Shoulder, Left	32mm	058790
W04-7018R	7"	18"	20½"	Quarter-Sneak, Offset Shoulder, Right	32mm	058790
W04-7119L	7¼"	19"	21"	Quarter-Sneak, Offset Shoulder, Left	32mm	062070
W04-7119R	7¼"	19"	21"	Quarter-Sneak, Offset Shoulder, Right	32mm	062070
W04-7120L	7¼"	20"	22½"	Quarter-Sneak, Offset Shoulder, Left	32mm	063730
W04-7120R	7¼"	20"	22½"	Quarter-Sneak, Offset Shoulder, Right	32mm	063730
W04-7220L	7½"	20"	22½"	Quarter-Sneak, Offset Shoulder, Left	32mm	065690
W04-7220R	7½"	20"	22½"	Quarter-Sneak, Offset Shoulder, Right	32mm	065690
W04-7222L	7½"	22"	25"	Quarter-Sneak, Offset Shoulder, Left	32mm	068650
W04-7222R	7½"	22"	25"	Quarter-Sneak, Offset Shoulder, Right	32mm	068650
W04-7322L	7¾"	22"	25"	Quarter-Sneak, Offset Shoulder, Left	32mm	069630
W04-7322R	7¾"	22"	25"	Quarter-Sneak, Offset Shoulder, Right	32mm	069630

W05 SERIES

SEMI-UPRIGHT

This series has a casual upright neck without appearing too alert. This pose will allow you to create a variety of attitudes and will be sure to please the most discriminating customers.






W05-7222R



LARGER SIZES FOR
MIDWEST AND
NORTHERN DEER

W05-7119R



W05-7119L

SCULPTED
IN DEWLAP
ON LARGER
SIZES




W05-7223S

W05 SERIES


“Alberta is known for its monster whitetail bucks. Finding forms that have the fit and the look have arrived, thanks to Gene Smith.”

—Joey Busetto, Alberta, Canada



W05-7222R

Mount by
Jim Kelly



W05-7018S



Newer, more substantial, deeper head on larger forms, makes for an exact fit for heavy-framed deer



W05-7119S



W05-7119S



Measurement Guide
 A Eye to nose
 B Circumference below ear butts
 C Circumference 3" down from B measurement

ITEM #	A	B	C	DESCRIPTION	EYE RQD	CODE
W05-6215L	6½"	15"	15"	Semi-Upright, Left	32mm	056810
W05-6215R	6½"	15"	15"	Semi-Upright, Right	32mm	056810
W05-6316S	6¾"	16½"	17½"	Semi-Upright, Straight	32mm	057470
W05-6316L	6¾"	16½"	17½"	Semi-Upright, Left	32mm	057470
W05-6316R	6¾"	16½"	17½"	Semi-Upright, Right	32mm	057470
W05-6317S	6¾"	17"	19"	Semi-Upright, Straight	32mm	058150
W05-6317L	6¾"	17"	19"	Semi-Upright, Left	32mm	058150
W05-6317R	6¾"	17"	19"	Semi-Upright, Right	32mm	058150
W05-7017S	7"	17"	19"	Semi-Upright, Straight	32mm	058470
W05-7017L	7"	17"	19"	Semi-Upright, Left	32mm	058470
W05-7017R	7"	17"	19"	Semi-Upright, Right	32mm	058470
W05-7018S	7"	18½"	20"	Semi-Upright, Straight	32mm	058790
W05-7018L	7"	18½"	20"	Semi-Upright, Left	32mm	058790
W05-7018R	7"	18½"	20"	Semi-Upright, Right	32mm	058790
W05-7019S	7"	19"	21"	Semi-Upright, Straight	32mm	059180
W05-7019L	7"	19"	21"	Semi-Upright, Left	32mm	059180
W05-7019R	7"	19"	21"	Semi-Upright, Right	32mm	059180
W05-7119S	7¼"	19"	21"	Semi-Upright, Straight	32mm	062070
W05-7119L	7¼"	19"	21"	Semi-Upright, Left	32mm	062070
W05-7119R	7¼"	19"	21"	Semi-Upright, Right	32mm	062070
W05-7120S	7¼"	20"	23"	Semi-Upright, Straight	32mm	063730
W05-7120L	7¼"	20"	23"	Semi-Upright, Left	32mm	063730
W05-7120R	7¼"	20"	23"	Semi-Upright, Right	32mm	063730
W05-7219S	7½"	19"	21½"	Semi-Upright, Straight	32mm	064700
W05-7219L	7½"	19"	21½"	Semi-Upright, Left	32mm	064700
W05-7219R	7½"	19"	21½"	Semi-Upright, Right	32mm	064700
W05-7220S	7½"	20½"	22½"	Semi-Upright, Straight	32mm	065690
W05-7220L	7½"	20½"	22½"	Semi-Upright, Left	32mm	065690
W05-7220R	7½"	20½"	22½"	Semi-Upright, Right	32mm	065690
W05-7221S	7½"	21"	24"	Semi-Upright, Straight	32mm	067660
W05-7221L	7½"	21"	24"	Semi-Upright, Left	32mm	067660
W05-7221R	7½"	21"	24"	Semi-Upright, Right	32mm	067660
W05-7222S	7½"	22"	24"	Semi-Upright, Straight	32mm	068650
W05-7222L	7½"	22"	24"	Semi-Upright, Left	32mm	068650
W05-7222R	7½"	22"	24"	Semi-Upright, Right	32mm	068650
W05-7223S	7½"	23"	26"	Semi-Upright, Straight	32mm	070940
W05-7223L	7½"	23"	26"	Semi-Upright, Left	32mm	070940
W05-7223R	7½"	23"	26"	Semi-Upright, Right	32mm	070940
W05-7322S	7¾"	22"	24"	Semi-Upright, Straight	32mm	071430
W05-7322L	7¾"	22"	24"	Semi-Upright, Left	32mm	071430
W05-7322R	7¾"	22"	24"	Semi-Upright, Right	32mm	071430
W05-7323S	7¾"	23"	26"	Semi-Upright, Straight	32mm	071930
W05-7323L	7¾"	23"	26"	Semi-Upright, Left	32mm	071930
W05-7323R	7¾"	23"	26"	Semi-Upright, Right	32mm	071930
W05-8024S	8"	24"	28"	Semi-Upright, Straight	32mm	074890
W05-8024L	8"	24"	28"	Semi-Upright, Left	32mm	074890
W05-8024R	8"	24"	28"	Semi-Upright, Right	32mm	074890

W06 SERIES WALL & FLOOR PEDESTALS

THE BROWSING BUCK SERIES

Due to the popular demand of our BRW-7018R form, this series was developed with the custom taxidermist in mind. The W06 Collection combines the features of a mature buck with a feeding or browsing pose. This position will surely be a hit with hunters who are always looking for something different. All are available in a wall pedestal or floor pedestal version.



Floor Pedestals

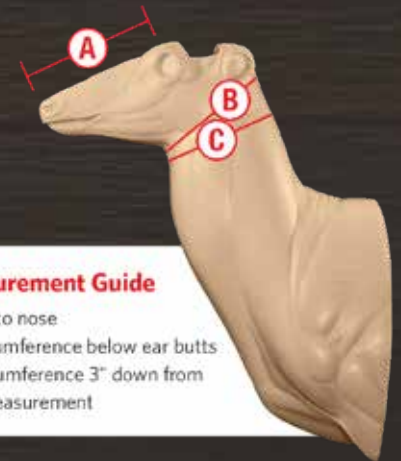
ITEM #	A	B	C	DESCRIPTION	EYERQD	CODE
W06-7118R (floor)	7¼"	18½"	20½"	Right Turn	32mm	072810
W06-7119L (floor)	7¼"	19½"	21½"	Left Turn	32mm	074120
W06-7119R (floor)	7¼"	19½"	22"	Right Turn	32mm	075720
W06-7222R (floor)	7½"	22"	24"	Right Turn	32mm	083390



W06-7222L



W06-7222R
Mount by
Gene Smith



Measurement Guide

- A Eye to nose
- B Circumference below ear butts
- C Circumference 3" down from B measurement

Wall Pedestals

ITEM #	A	B	C	DESCRIPTION	EYE RQD	CODE
W06-7118R-4DW	7¼"	18½"	20½"	Right Turn	32mm	067700
W06-7119L-4DW	7¼"	19½"	21½"	Left Turn	32mm	070060
W06-7119R-4DW	7¼"	19½"	22"	Right Turn	32mm	071140
W06-7222R-4DW	7½"	22"	24"	Right Turn	32mm	073500

W07 SERIES WALL PEDESTALS

FULL UPRIGHT, HARD TURN

This series majestically displays the true essence of the whitetail deer.





W07-7118R-4DW



W07-7120L-4DW



W07-7118R-4DW



Measurement Guide

- A Eye to nose
- B Circumference below ear butts
- C Circumference 3" down from B measurement

ITEM #	A	B	C	DESCRIPTION	EYE RQD	CODE
W07-6316L-4DW	6¾"	16½"	18½"	Full Upright, Hard Left Turn	32mm	066370
W07-6316R-4DW	6¾"	16½"	18½"	Full Upright, Hard Right Turn	32mm	066370
W07-7118R-4DW	7¼"	18½"	20½"	Full Upright, Hard Right Turn	32mm	067700
W07-7119L-4DW	7¼"	19"	21½"	Full Upright, Hard Left Turn	32mm	069650
W07-7120L-4DW	7¼"	20"	23"	Full Upright, Hard Right Turn	32mm	070770
W07-7120R-4DW	7¼"	20"	23"	Full Upright, Hard Left Turn	32mm	070770
W07-7220L-4DW	7½"	20½"	22½"	Full Upright, Hard Right Turn	32mm	071870
W07-7220R-4DW	7½"	20½"	22½"	Full Upright, Hard Left Turn	32mm	071870
W07-7221L-4DW	7½"	21"	24"	Full Upright, Hard Right Turn	32mm	074210
W07-7221R-4DW	7½"	21"	24"	Full Upright, Hard Left Turn	32mm	074210
W07-7222L-4DW	7½"	22"	24"	Full Upright, Hard Right Turn	32mm	075310
W07-7222R-4DW	7½"	22"	24"	Full Upright, Hard Left Turn	32mm	075310
W07-7223R-4DW	7½"	23"	26"	Full Upright, Hard Right Turn	32mm	077560

W07 SERIES FLOOR PEDESTALS

FULL UPRIGHT, HARD TURN

This series majestically displays the true essence of the whitetail deer.




W07-7222R





W07-7118R



Mount by
Justin Hinson

(Slightly
altered
head)

Forms with PAS in the item number come with the PAS sleeve installed. PASPM stand is sold separately on page 250.



Measurement Guide

- A Eye to nose
- B Circumference below ear butts
- C Circumference 3" down from B measurement

ITEM #	A	B	C	DESCRIPTION	EYE RQD	CODE
W07-6316L (floor)	6¾"	16½"	18½"	Full Upright, Hard Left Turn	32mm	069580
W07-6316L-PAS	6¾"	16½"	18½"	Full Upright, Hard Left Turn, with PAS Sleeve	32mm	093370
W07-6316R (floor)	6¾"	16½"	18½"	Full Upright, Hard Right Turn	32mm	069580
W07-6316R-PAS	6¾"	16½"	18½"	Full Upright, Hard Right Turn, with PAS Sleeve	32mm	093370
W07-6317L (floor)	6¾"	17"	20¾"	Full Upright, Hard Left Turn	32mm	069960
W07-6317R (floor)	6¾"	17"	20¾"	Full Upright, Hard Right Turn	32mm	069960
W07-7118R (floor)	7¼"	18½"	20½"	Full Upright, Hard Right Turn	32mm	070460
W07-7119L (floor)	7¼"	19"	21½"	Full Upright, Hard Left Turn	32mm	071870
W07-7120L (floor)	7¼"	20"	23"	Full Upright, Hard Left Turn	32mm	073010
W07-7120R (floor)	7¼"	20"	23"	Full Upright, Hard Right Turn	32mm	073010
W07-7220L (floor)	7½"	20½"	22½"	Full Upright, Hard Left Turn	32mm	074150
W07-7220R (floor)	7½"	20½"	22½"	Full Upright, Hard Right Turn	32mm	074150
W07-7221L (floor)	7½"	21"	24"	Full Upright, Hard Left Turn	32mm	076560
W07-7221R (floor)	7½"	21"	24"	Full Upright, Hard Right Turn	32mm	076560
W07-7222L (floor)	7½"	22"	24"	Full Upright, Hard Left Turn	32mm	077690
W07-7222R (floor)	7½"	22"	24"	Full Upright, Hard Right Turn	32mm	077690
W07-7223R (floor)	7½"	23"	26"	Full Upright, Hard Right Turn	32mm	080030

W08 SERIES

SEMI-SNEAK, FULL OFFSET SHOULDER, SLIGHT SWEEPING
TURN WITH HEAD SLIGHTLY DOWN

This series was sculpted in 2015 and offers features our customers have been asking for—
more turn and the head tilted slightly down.





W08-7119R



W08-7221R

Mature Buck Face
and Neck Swell



W08-7221L



NEW

Measurement Guide

- A Eye to nose
- B Circumference below ear butts
- C Circumference 3" down from B measurement

ITEM #	A	B	C	DESCRIPTION	EYER QD	CODE
W08-6317L	6¾"	17"	18½"	Semi-Sneak, Slight Sweep, Left Turn	32mm	058150
W08-6317R	6¾"	17"	18½"	Semi-Sneak, Slight Sweep, Right Turn	32mm	058150
W08-6318L	6¾"	18"	20"	Semi-Sneak, Slight Sweep, Left Turn	32mm	058790
W08-6318R	6¾"	18"	20"	Semi-Sneak, Slight Sweep, Right Turn	32mm	058790
W08-7018L	7"	18"	20"	Semi-Sneak, Slight Sweep, Left Turn	32 mm	Coming Soon
W08-7119L	7¼"	19"	21½"	Semi-Sneak, Slight Sweep, Left Turn	32mm	062070
W08-7119R	7¼"	19"	21½"	Semi-Sneak, Slight Sweep, Right Turn	32mm	062070
W08-7120L	7¼"	20"	23"	Semi-Sneak, Slight Sweep, Left Turn	32mm	063730
W08-7120R	7¼"	20"	23"	Semi-Sneak, Slight Sweep, Right Turn	32mm	063730
W08-7220L	7½"	20½"	22½"	Semi-Sneak, Slight Sweep, Left Turn	32mm	065690
W08-7220R	7½"	20½"	22½"	Semi-Sneak, Slight Sweep, Right Turn	32mm	065690
W08-7221L	7½"	21"	24½"	Semi-Sneak, Slight Sweep, Left Turn	32mm	067660
W08-7221R	7½"	21"	24½"	Semi-Sneak, Slight Sweep, Right Turn	32mm	067660
W08-7222L	7½"	22"	26"	Semi-Sneak, Slight Sweep, Left Turn	32mm	070940
W08-7222R	7½"	22"	26"	Semi-Sneak, Slight Sweep, Right Turn	32mm	070940

W09 SERIES

SEMI-UPRIGHT, SWEEPING TURN,
HEAD SLIGHTLY DOWN, FULL
STRAIGHT SHOULDERS

This is Gene Smith's latest series sculpted in 2016. It features a straight full shoulder with a sweeping turn in the semi-upright position.

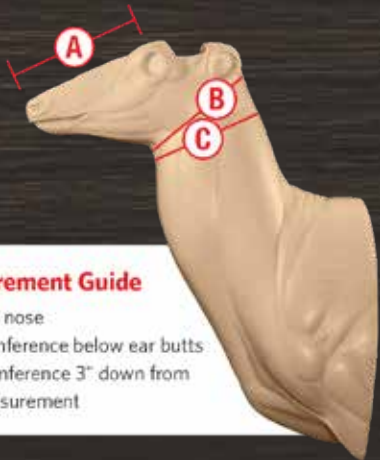




W09-7119R



W09-7119L



Measurement Guide

- A Eye to nose
- B Circumference below ear butts
- C Circumference 3" down from B measurement

ITEM #	A	B	C	DESCRIPTION	EYE RQD	CODE
W09-6316L	6¾"	16½"	17½"	Semi-Upright, Sweep, Left	32mm	056920
W09-6316R	6¾"	16½"	17½"	Semi-Upright, Sweep, Right	32mm	056920
W09-6317L	6¾"	17"	19"	Semi-Upright, Sweep, Left	32mm	057600
W09-7118L	7¼"	18½"	20"	Semi-Upright, Sweep, Left	32mm	061150
W09-7118R	7¼"	18½"	20"	Semi-Upright, Sweep, Right	32mm	061150
W09-7119L	7¼"	19½"	21½"	Semi-Upright, Sweep, Left	32mm	061490
W09-7119R	7¼"	19½"	21½"	Semi-Upright, Sweep, Right	32mm	061490
W09-7120L	7¼"	19¾"	24"	Semi-Upright, Sweep, Left	32mm	064720
W09-7120R	7¼"	19¾"	24"	Semi-Upright, Sweep, Right	32mm	064720
W09-7221L	7½"	21"	24"	Semi-Upright, Sweep, Left	32mm	067010
W09-7221R	7½"	21"	24"	Semi-Upright, Sweep, Right	32mm	067010

WAS SERIES

WHITETAIL ACTION-SNEAK OFFSET NECK, SLIGHT TURN

"Whitetail Action-Sneak" is a fresh alternative in whitetail forms. These forms feature a straight full shoulder with an offset neck and a slight turn.





WAS-7119L



Measurement Guide

- A Eye to nose
- B Circumference below ear butts
- C Circumference 3" down from B measurement

ITEM #	A	B	C	DESCRIPTION	EYE RQD	CODE
WAS-6317L	6¾"	17"	18½"	Action-Sneak, Left	32mm	059110
WAS-7018L	7"	18½"	20"	Action-Sneak, Left	32mm	059780
WAS-7119L	7¼"	19"	22"	Action-Sneak, Left	32mm	062400
WAS-7120L	7¼"	20"	23"	Action-Sneak, Left	32mm	064370
WAS-7221L	7½"	21"	24"	Action-Sneak, Left	32mm	068320
WAS-7222L	7½"	22"	24"	Action-Sneak, Left	32mm	070940

SPECIALTY FORMS

Pleasing to the discriminating sportsman, these forms have the same features as the other series but are unique special poses in pedestal form. We will be adding new Specialty Forms from season to season. Our Specialty and Standard Series forms have won numerous world, national and state titles.



WAS-6317OM

This is the open mouth version of our popular WAS series. It has an offset neck and slight left turn.



Measurement Guide

- A Eye to nose
- B Circumference below ear butts
- C Circumference 3" down from B measurement



Mount by
Dennis Wessner
(slightly altered)



Mount by Justin Hinson

BRW-7018R

The Browser is the most popular of our specialty forms. Full upright, medium right turn with the head up in the browsing position.



WD-6317-HR-OM

This form ignited the creation of our W07 pedestal series. It is a full upright, right turn, open mouth.

Mount by Chris Horne



ITEM #	A	B	C	DESCRIPTION	EYE RQD	CODE
WAS-6317OM	6¾"	17½"	19"	Action-Sneak, Open Mouth	32mm	066300

ITEM #	A	B	C	DESCRIPTION	EYE RQD	CODE
WD-6317-HR-OM	6¾"	17"	19"	Hard Right Turn, Open Mouth	32mm	073560
BRW-7018R	7"	18"	20"	Right Turn Browsing Pedestal	32mm	068310

NORTH AMERICAN GAMEHEADS



Mounts by
Zimmerman Wildlife
Pennsylvania



ANTELOPE

ANTELOPE BY BONES JOHNSON

While working as a full-time taxidermist in Cody, WY and gamehead sculptor for many years, Bones Johnson realized the taxidermy trade needed a better antelope form. These forms have the features sculpted in and characterize antelope as deservedly unique, while also providing a great fit.



AN-8016S



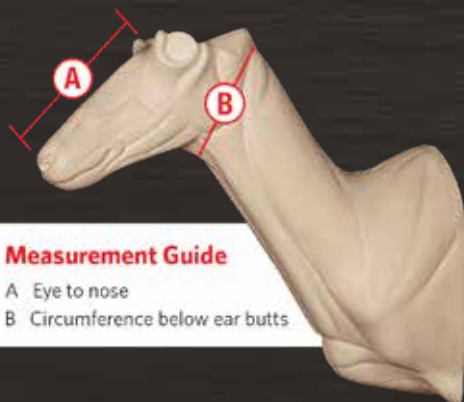
Mount by
Chris Jolovich



AN-7315R



AN-7315R



Measurement Guide

- A Eye to nose
- B Circumference below ear butts

ITEM #	A	B	DESCRIPTION	EYE	CODE
AN-7214S	7½"	14"	Straight	34mm	055980
AN-7214L	7½"	14"	Left	34mm	055980
AN-7214R	7½"	14"	Right	34mm	055980
AN-7315S	7¾"	15"	Straight	34mm	057190
AN-7315L	7¾"	15"	Left	34mm	057190
AN-7315R	7¾"	15"	Right	34mm	057190
AN-8016S	8"	16"	Straight	34mm	058400
AN-8016L	8"	16"	Left	34mm	058400
AN-8016R	8"	16"	Right	34mm	058400

ANTELOPE



AN-WP-7315R



AN-FP-7315L



Mount by
Bones Johnson
Wyoming

AN-FP-7315L

PAS Stand Sold Separately
on page 250.

WALL PEDESTALS

ITEM #	A	B	DESCRIPTION	EYE	CODE
AN-WP-7315L	7 $\frac{3}{4}$ "	15"	Wall Pedestal, Left	34mm	060040
AN-WP-7315R	7 $\frac{3}{4}$ "	15"	Wall Pedestal, Right	34mm	060040

FLOOR PEDESTALS

Forms with PAS in the item number come with the PAS sleeve installed.

ITEM #	A	B	DESCRIPTION	EYE	CODE
AN-FP-7315L	7 $\frac{3}{4}$ "	15"	Floor Pedestal, Left	34mm	062890
AN-FP-7315L-PAS	7 $\frac{3}{4}$ "	15"	Floor Pedestal, Left, with PAS Sleeve	34mm	087140
AN-FP-7315R	7 $\frac{3}{4}$ "	15"	Floor Pedestal, Right	34mm	062890
AN-FP-7315R-PAS	7 $\frac{3}{4}$ "	15"	Floor Pedestal, Right, with PAS Sleeve	34mm	087140



Measurement Guide

- A Eye to nose
- B Circumference below ear butts
- C Circumference 3" down from B measurement

BLACK BEAR SHOULDER

BY AARON CONNELLY



BBS-4720R

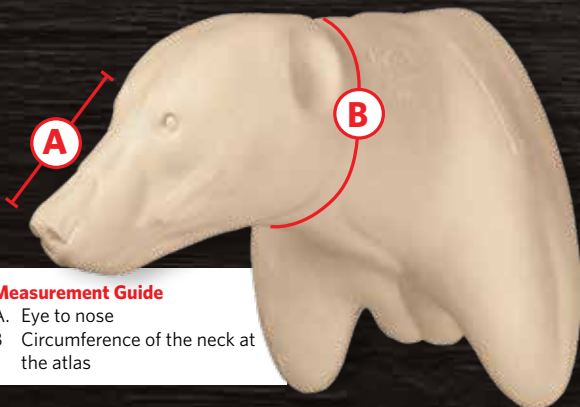


BBS-6029L

**DEEP
SHOULDERS!**



BBS-5334L



Measurement Guide

- A. Eye to nose
- B. Circumference of the neck at the atlas

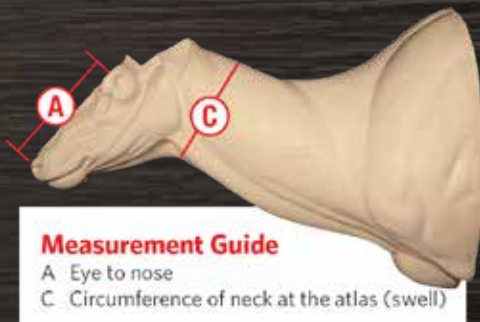
ITEM #	A	B	DESCRIPTION	EYE	CODE
BBS-4720R	4 $\frac{7}{8}$ "	20"	Right Turn	14mm	066090
BBS-5121L	5 $\frac{1}{4}$ "	21"	Left Turn	14mm	067300
BBS-5123R	5 $\frac{1}{2}$ "	23"	Right Turn	16mm	068520
BBS-5334L	5 $\frac{3}{4}$ "	34"	Left Turn	16mm	0131910
BBS-6029L	6"	29"	Left Turn	16mm	0111780

ELK

AARON CONNELLY SNEAK ELK FORMS

Aaron Connelly's sneak elk forms were specifically designed for the taxidermist looking for an elk form that has antler clearance for large bulls while still maintaining an anatomically correct neck. Get the clearance you need without sacrificing a proper fit.

AARON CONNELLY SNEAK FORMS ARE SPECIFICALLY DESIGNED FOR ANTLER CLEARANCE.




ITEM #	A	C	DESCRIPTION	EYE	CODE
ACES30S	11 $\frac{1}{4}$ "	30"	Sneak, Straight	34mm	0188880
ACES32S	12 $\frac{1}{4}$ "	32"	Sneak, Straight	34mm	0202920
ACES32R	12 $\frac{1}{4}$ "	32"	Sneak, Right	34mm	0202920
ACES32L	12 $\frac{1}{4}$ "	32"	Sneak, Left	34mm	0202920



ACES32S



ACES32R



ACES32L

Mount by
Cliff Hales
Pennsylvania

ELK: OFFSET SHOULDER SNEAK WITH SWEEPING TURN

BY AARON CONNELLY



ACESW34R



ACESW34R



ACESW34L

ITEM #	A	C	DESCRIPTION	EYE	CODE
ACESW34L	12¾"	34"	Off-Set Shoulder, Sweeping Left Turn	34mm	0212560
ACESW34R	12¾"	34"	Off-Set Shoulder, Sweeping Right Turn	34mm	0212560

ANTLER
CLEARANCE
FOR EVEN THE
LARGEST BULLS



Mount by
Jim Kelly
New Jersey



Mount by
Dale Manning's Custom Birdworks
and The Big Game Connection
Montana

ELK: RELAXED UPRIGHT




ACERU32S



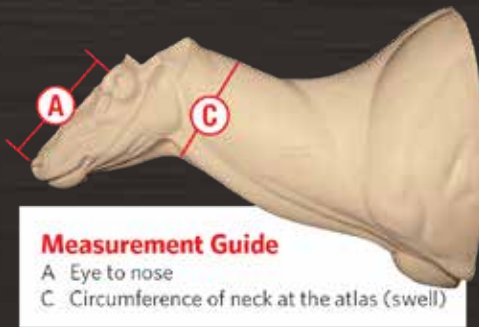
ACERU30L



ACERU30R



ACERU26S



Measurement Guide

A Eye to nose

C Circumference of neck at the atlas (swell)

ITEM #	A	C	DESCRIPTION	EYE	CODE
ACERU26S	11½"	26"	Relaxed Upright, Straight	34mm	0183900
ACERU26L	11½"	26"	Relaxed Upright, Off-Set Shoulder, Left Turn	34mm	0183900
ACERU26R	11½"	26"	Relaxed Upright, Off-Set Shoulder, Right Turn	34mm	0183900
ACERU28S	11⅝"	28"	Relaxed Upright, Straight	34mm	0188290
ACERU28L	11⅝"	28"	Relaxed Upright, Off-Set Shoulder, Left Turn	34mm	0188290
ACERU28R	11⅝"	28"	Relaxed Upright, Off-Set Shoulder, Right Turn	34mm	0188290
ACERU30L	11¾"	30"	Relaxed Upright, Off-Set Shoulder, Left Turn	34mm	0193570
ACERU30R	11¾"	30"	Relaxed Upright, Off-Set Shoulder, Right Turn	34mm	0193570
ACERU32S	12¼"	32"	Relaxed Upright, Straight	34mm	0204090
ACERU32L	12¼"	32"	Relaxed Upright, Off-Set Shoulder, Left Turn	34mm	0204090
ACERU32R	12¼"	32"	Relaxed Upright, Off-Set Shoulder, Right Turn	34mm	0204090

ELK: 90° SHOULDER FORMS CLOSED MOUTH

WALL MOUNTS OR FLOOR PEDESTALS



ACE9028R-CM-PAS



ACE9028L-CM

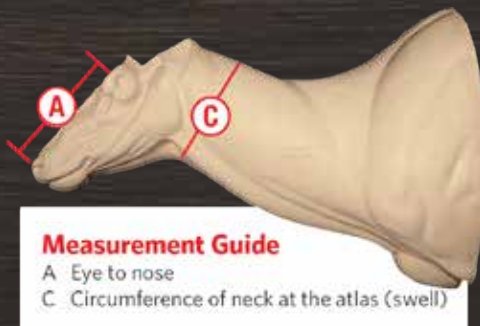


Forms with PAS in the item number come with the PAS sleeve installed so they can be converted to a floor pedestal. (Stand sold Separately)

Barnwood base can be found on page 227



PAS Stand Sold Separately on page 250
Item# LGPASPM
Code: 039850



Measurement Guide

- A Eye to nose
- C Circumference of neck at the atlas (swell)

ITEM #	A	C	DESCRIPTION	EYE	CODE
ACE9026L-CM	11½"	26"	90° Left Turn	34mm	0197980
ACE9026L-CM-PAS	11½"	26"	90° Left Turn, with PAS Sleeve Installed	34mm	0245590
ACE9026R-CM	11½"	26"	90° Right Turn	34mm	0197980
ACE9026R-CM-PAS	11½"	26"	90° Right Turn, with PAS Sleeve Installed	34mm	0245590
ACE9028L-CM	11⅝"	28"	90° Left Turn	34mm	0203290
ACE9028L-CM-PAS	11⅝"	28"	90° Left Turn, with PAS Sleeve Installed	34mm	0250900
ACE9028R-CM	11⅝"	28"	90° Right Turn	34mm	0203290
ACE9028R-CM-PAS	11⅝"	28"	90° Right Turn, with PAS Sleeve Installed	34mm	0250900

ELK: BUGLING WALL FORMS

BY AARON CONNELLY


Others claim to have the “easiest to mount on” bugling elk. But, when you take a clay sculpture that won **“First Place”** and **“Best of Category”** at the 2009 World Taxidermy Competition, then pair it with a Mohr detailed mouth cup, you realize which bugling elk form truly is the “easiest to mount on.” With a natural “head roll” in the manikin, these forms have a life-like disposition while maintaining clearance for large antlers. There is nothing more accurate to the real thing.



ACE9032LJ



ACE9032RJ



Mount by
Dawayne Dewey
Cody, WY



ACE9032LJ



BW-243024
can be found
on page 227

Forms with PAS in the item number come with the PAS sleeve installed to convert to a floor pedestal. (LGPASPM Stand sold separately on page 250)

ITEM #	A	C	DESCRIPTION	EYE	CODE
ACE9026LJ	11½"	26"	Bugling, 90° Left Turn, with Mohr Mouth Cup	34mm	0347510
ACE9026LJ-PAS	11½"	26"	Bugling, 90° Left Turn, with PAS Sleeve Installed, with Mohr Mouth Cup	34mm	0395110
ACE9026RJ	11½"	26"	Bugling, 90° Right Turn, with Mohr Mouth Cup	34mm	0347510
ACE9026RJ-PAS	11½"	26"	Bugling, 90° Right Turn, with PAS Sleeve Installed, with Mohr Mouth Cup	34mm	0395110
ACE9028LJ	11¾"	28"	Bugling, 90° Left Turn, with Mohr Mouth Cup	34mm	0355710
ACE9028LJ-PAS	11¾"	28"	Bugling, 90° Left Turn, with PAS Sleeve Installed, with Mohr Mouth Cup	34mm	0403320
ACE9028RJ	11¾"	28"	Bugling, 90° Right Turn, with Mohr Mouth Cup	34mm	0355710
ACE9028RJ-PAS	11¾"	28"	Bugling, 90° Right Turn, with PAS Sleeve Installed, with Mohr Mouth Cup	34mm	0403320
ACE9030LJ	11¾"	30"	Bugling, 90° Left Turn, with Mohr Mouth Cup	34mm	0377930
ACE9030RJ	11¾"	30"	Bugling, 90° Right Turn, with Mohr Mouth Cup	34mm	0377930
ACE9032LJ	12¼"	32"	Bugling, 90° Left Turn, with Mohr Mouth Cup	34mm	0382610
ACE9032RJ	12¼"	32"	Bugling, 90° Right Turn, with Mohr Mouth Cup	34mm	0382610

ELK: BUGLING ELK FLOOR PEDESTALS

BY AARON CONNELLY

Aaron Connelly Elk Pedestals are proven winners. At the 2007 World Taxidermy Championship, Aaron Connelly won **"Best of Category"** in the pre-sculpted division with the closed mouth sharp left turn pedestal. That same year he won **"Best in World"** in the live sculpting division with the Bugling Floor Pedestal.

All prices include MOHR detailed mouth cup



PAS Stand Sold Separately on page 250
Item # LGPASP
Code: 039850



ACEP34RJ

This sculpture won Aaron Connelly the **"Best In World"** Title in the live sculpting division at the 2007 World Taxidermy Championship.

ITEM #	A	C	DESCRIPTION	EYE	CODE
ACEP34LJ	12 $\frac{3}{4}$ "	34"	Bugling, Left Turn (with Mohr Mouth Cup) Pedestal	34mm	0426350
ACEP34LJ-PAS	12 $\frac{3}{4}$ "	34"	Bugling, Left Turn (with Mohr Mouth Cup) Pedestal with large PAS Sleeve Installed*	34mm	0473950
ACEP34RJ	12 $\frac{3}{4}$ "	34"	Bugling, Right Turn (with Mohr Mouth Cup) Pedestal	34mm	0426350

Closed and open mouth elk change out heads can be found on page 145 & 148



Mount by
Benuel Lapp
Pennsylvania



Mount by
Marcus Zimmerman
Pennsylvania
Slightly Altered

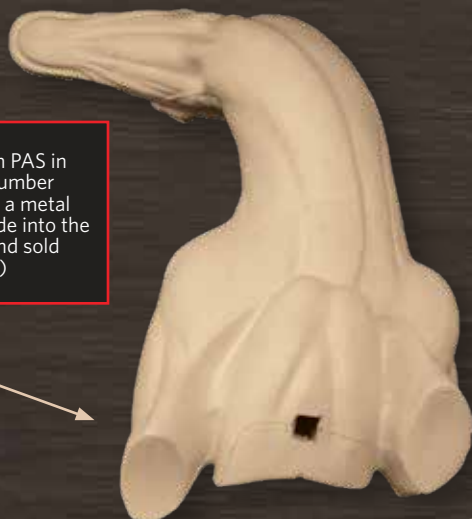
ELK: SHARP TURN CLOSED MOUTH FLOOR PEDESTALS

PEDESTAL ATTACHMENT SYSTEM

Select elk pedestals are now available with the (PAS) Pedestal Attachment System. Unique design with 1" square metal sleeve made into form.



Forms with PAS in the item number come with a metal sleeve made into the form. (Stand sold separately)



ACEFP32L-CM

ACEFP32R-CM-PAS

Stand sold separately on page 250

Item # LGPASP Code: 039850



Mount by Zimmerman Wildlife Pennsylvania

ACEFP32L-CM



Measurement Guide


- A Eye to nose
- C Circumference of neck at the atlas (swell)

ITEM #	A	C	DESCRIPTION	EYE	CODE
ACEFP32L-CM	12¼"	32"	Sharp Left, Closed Mouth Pedestal	34mm	0214950
ACEFP32R-CM	12¼"	32"	Sharp Right, Closed Mouth Pedestal	34mm	0214950
ACEFP32R-CM-PAS	12¼"	32"	Sharp Right, Closed Mouth Pedestal, with PAS Sleeve Installed	34mm	0262560
ACEFP34L-CM	12¾"	34"	Sharp Left, Closed Mouth Pedestal	34mm	0227130
ACEFP34L-CM-PAS	12¾"	34"	Sharp Left, Closed Mouth Pedestal, with PAS Sleeve Installed	34mm	0274730

ELK: CLOSED MOUTH FLOOR PEDESTALS



Mount by
Herman Parker
North Carolina



Mount by
Tracy Jacobsen
Utah



ACEP34R-CM

**PAS Stand Sold
Separately on page 250**

Item # LGPASP
Code: 039850



ITEM #	A	C	DESCRIPTION	EYE	CODE
ACEP34L-CM	12 $\frac{3}{4}$ "	34"	Closed Mouth Pedestal, Left Turn	34mm	0227380
ACEP34L-CM-PAS	12 $\frac{3}{4}$ "	34"	Closed Mouth Pedestal, Left Turn, with PAS Sleeve Installed	34mm	0274980
ACEP34R-CM	12 $\frac{3}{4}$ "	34"	Closed Mouth Pedestal, Right Turn	34mm	0227380
ACEP34R-CM-PAS	12 $\frac{3}{4}$ "	34"	Closed Mouth Pedestal, Right Turn, with PAS Sleeve Installed	34mm	0274980
ACEP36R-CM NEW	13"	36"	Closed Mouth, Right Turn	34mm	0234200
ACEP36R-CM-PAS NEW	13"	36"	Closed Mouth, Right Turn, with PAS Sleeve Installed	34mm	0281800

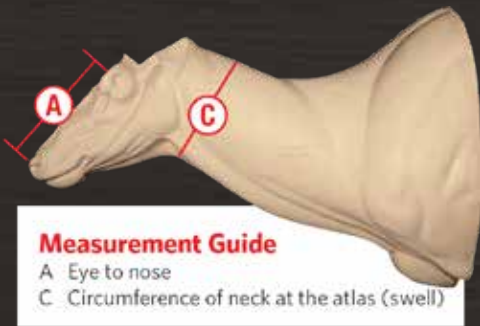
EASTERN MOOSE

BY JUSTIN GERYAK

Justin Geryak has done extensive research to sculpt the ultimate eastern moose form. This new line of moose has the features and anatomy that are unmatched in the industry.



MOEC-SH-40S



Measurement Guide

- A Eye to nose
- C Circumference of neck at the atlas (swell)



Justin taking measurements and reference from fresh moose

ITEM #	A	C	DESCRIPTION	EYE	CODE
MOEC-SH-34S	16¾"	34"	Semi-Sneak, Straight	36mm	0271600
MOEC-SH-36S	17½"	36"	Semi-Sneak, Straight	36mm	0281350
MOEC-SH-38S	18"	38"	Semi-Sneak, Straight	38mm-40mm	0285530
MOEC-SH-40S	18"	40"	Semi-Sneak, Straight	38mm-40mm	0291880

MULE DEER

SEMI-UPRIGHT BY AARON CONNELLY

Sculpted with full shoulders and accurate brisket for optimum skin placement, these mule deer forms offer a desirable fit, while giving your mule deer a look that will surely please your customers. Try one and see the difference for yourself.



2MD-7219L



2MD-7321R



2MD-7220R



2MD-7018L



Measurement Guide

- A Eye to nose
- B Circumference below ear butts
- C Circumference 3" down from B measurement

ITEM #	A	B	C	DESCRIPTION	EYE	CODE
2MD-7018L	7"	18"	20"	Left Turn	32mm	061400
2MD-7018R	7"	18"	20"	Right Turn	32mm	061400
2MD-7119L	7¼"	19"	20½"	Left Turn	32mm	062880
2MD-7119R	7¼"	19"	20½"	Right Turn	32mm	062880
2MD-7219L	7½"	19½"	21¼"	Left Turn	32mm	063790
2MD-7219R	7½"	19½"	21¼"	Right Turn	32mm	063790
2MD-7220L	7½"	20"	21"	Left Turn	32mm	065330
2MD-7220R	7½"	20"	21"	Right Turn	32mm	065330
2MD-7321L	8"	21½"	23"	Left Turn	32mm	066590
2MD-7321R	8"	21½"	23"	Right Turn	32mm	066590
2MD-8023L	8"	23"	25"	Left Turn	32mm	068670
2MD-8024R	8"	24"	26"	Right Turn	32mm	070750



2MD-7119R



2MD-7220L



Mount By
Jim Kelly
New Jersey



2MD-8023L

MULE DEER WALL PEDESTALS

BY AARON CONNELLY

Offset Shoulder, New and Unique Pose



MDWP-7120L
Mount By
Aaron Connelly



MDWP-7120R

MDWP-7118L



MDWP-8023R



MDWP-8023L



MDWP-7120L



MDWP-7322L



MDWP-7322R



MDWP-7322R

Mount By
Kirk Sartor
Utah



Measurement Guide

- A Eye to nose
- B Circumference below ear butts
- C Circumference 3" down from B measurement

ITEM #	A	B	C	DESCRIPTION	EYE	CODE
MDWP-7018L	7"	18"	19½"	Left Turn	32mm	064020
MDWP-7018R	7"	18"	19½"	Right Turn	32mm	064020
MDWP-7120L	7¼"	20"	22"	Left Turn	32mm	068490
MDWP-7120R	7¼"	20"	22"	Right Turn	32mm	068490
MDWP-7322L	7¾"	22½"	24½"	Left Turn	32mm	074530
MDWP-7322R	7¾"	22½"	24½"	Right Turn	32mm	074530
MDWP-8023L	8"	23½"	26½"	Left Turn	32mm	076560
MDWP-8023R	8"	23½"	26½"	Right Turn	32mm	076560

MULE DEER FLOOR PEDESTALS

BY AARON CONNELLY

The same accurate fit as the semi-upright in a floor pedestal for the hunter who wants something different. All forms have a wood block made into the back for attaching to a mounting stand.



PMD-7322L-PAS
Mount by
World Class Artist
Bill Turner
Florida



Mount By
Aaron Connelly
PMD-8023L



Mount By
Jim Kelly
New Jersey



PMD-7322L
Mount By
Cat Tracks Wildlife
Slightly Altered
Montana



Measurement Guide

- A Eye to nose
- B Circumference below ear butts
- C Circumference 3" down from B measurement

PEDESTAL ATTACHMENT SYSTEM

New mule deer pedestals are now available with the (PAS) Pedestal Attachment System. Unique design with 3/4" metal sleeve made into form.

Forms with PAS in the item number come with metal sleeve made into the form.

PAS Stand Sold Separately on page 250
Item# PASPM Code: 021290



ITEM #	A	B	C	DESCRIPTION	EYE	CODE
PMD-7119L	7¼"	19½"	20½"	Left Turn Pedestal	32mm	073030
PMD-7119L-PAS NEW	7¼"	19½"	20½"	Left Turn Pedestal, with PAS	32mm	095990
PMD-7119R	7¼"	19½"	20½"	Right Turn Pedestal	32mm	073030
PMD-7119R-PAS NEW	7¼"	19½"	20½"	Right Turn Pedestal, with PAS	32 mm	095990
PMD-7220L	7½"	20"	21"	Left Turn Pedestal	32mm	073790
PMD-7220R	7½"	20"	21"	Right Turn Pedestal	32mm	073790
PMD-7322L	7¾"	22½"	24½"	Left Turn Pedestal	32mm	075120
PMD-7322L-PAS	7¾"	22½"	24½"	Left Turn Pedestal, with PAS	32mm	098080
PMD-7322R	7¾"	22½"	24½"	Right Turn Pedestal	32mm	075120
PMD-7322R-PAS	7¾"	22½"	24½"	Right Turn Pedestal, with PAS	32mm	098080
PMD-8023L	8"	23½"	26½"	Left Turn Pedestal	32mm	077200
PMD-8023R	8"	23½"	26½"	Right Turn Pedestal	32mm	077200
PMD-8023R-PAS	8"	23½"	26½"	Right Turn Pedestal, with PAS	32mm	0100160



PMD-8023L



PMD-7322R



PMD-7119L



PMD-7322R &
PMD-8023L
Mount By
Chad Draper
Utah



PMD-8023R-PAS

(photo courtesy
of *Breakthrough*
Magazine)

MULE DEER FLOOR PEDESTALS

BY AARON CONNELLY



MD-FP-7119L



Measurement Guide

- A Eye to nose
- B Circumference below ear butts
- C Circumference 3" down from B measurement

PAS Stand Sold Separately on page 250

Item# PASPM Code: 021290

MD-FP-7119L

Mount By
Stephen Mellor
Ohio



Mount By
Gene Smith
Slightly Altered

ITEM #	A	B	C	DESCRIPTION	EYE RQD.	CODE
MD-FP-7018L NEW	7"	17 $\frac{3}{4}$ "	18 $\frac{3}{4}$ "	Hard Left Turn Pedestal	32mm	072190
MD-FP-7018L-PAS NEW	7"	17 $\frac{3}{4}$ "	18 $\frac{3}{4}$ "	Hard Left Turn Pedestal, with PAS Sleeve	32mm	095150
MD-FP-7018R NEW	7"	17 $\frac{3}{4}$ "	18 $\frac{3}{4}$ "	Hard Right Turn Pedestal	32mm	072190
MD-FP-7018R-PAS NEW	7"	17 $\frac{3}{4}$ "	18 $\frac{3}{4}$ "	Hard Right Turn Pedestal, with PAS Sleeve	32mm	095150
MD-FP-7119L	7 $\frac{1}{4}$ "	19 $\frac{1}{2}$ "	20 $\frac{1}{2}$ "	Hard Left Turn Pedestal	32mm	073030
MD-FP-7119R	7 $\frac{1}{4}$ "	19 $\frac{1}{2}$ "	20 $\frac{1}{2}$ "	Hard Right Turn Pedestal	32mm	073030
MD-FP-7119R-PAS NEW	7 $\frac{1}{4}$ "	19 $\frac{1}{2}$ "	20 $\frac{1}{2}$ "	Hard Right Turn Pedestal, with PAS Sleeve	32mm	095990
MD-FP-7120L NEW	7 $\frac{1}{4}$ "	20"	21 $\frac{1}{2}$ "	Hard Left Turn Pedestal	32mm	074490
MD-FP-7120L-PAS NEW	7 $\frac{1}{4}$ "	20"	21 $\frac{1}{2}$ "	Hard Left Turn Pedestal, with PAS Sleeve	32mm	097450
MD-FP-7120R NEW	7 $\frac{1}{4}$ "	20"	21 $\frac{1}{2}$ "	Hard Right Turn Pedestal	32mm	074490
MD-FP-7120R-PAS NEW	7 $\frac{1}{4}$ "	20"	21 $\frac{1}{2}$ "	Hard Right Turn Pedestal, with PAS Sleeve	32mm	097450
MD-FP-7121L NEW	7 $\frac{1}{2}$ "	20 $\frac{1}{2}$ "	21 $\frac{1}{4}$ "	Hard Left Turn Pedestal	32mm	077660
MD-FP-7121L-PAS NEW	7 $\frac{1}{2}$ "	20 $\frac{1}{2}$ "	21 $\frac{1}{4}$ "	Hard Left Turn Pedestal, with PAS Sleeve	32mm	0100620
MD-FP-7121R	7 $\frac{1}{2}$ "	21 $\frac{1}{2}$ "	22 $\frac{1}{2}$ "	Hard Right Turn Pedestal	32mm	077660
MD-FP-7121R-PAS NEW	7 $\frac{1}{2}$ "	21 $\frac{1}{2}$ "	22 $\frac{1}{2}$ "	Hard Right Turn Pedestal, with PAS Sleeve	32mm	0100620

MULE DEER FLOOR PEDESTAL

BY GENE SMITH

This floor pedestal Mule Deer was sculpted with the same precision as our whitetail line. The specialty form brings out the true majestic characteristics of the Mule Deer.

ITEM #	A	B	C	DESCRIPTION	EYE RQD.	CODE
MD-7221-HL	7 $\frac{1}{2}$ "	21"	24"	Hard Left, Head Slight Tilt Up	32mm	075120



MD-7221-HL

SHEEP

BY DAWAYNE DEWEY



Mount by
Jim Kelly
New Jersey

MPSH-1

Argali-Marco Polo Pedestal

ITEM #	A	B	DESCRIPTION	EYE	CODE
MPSH-1	9 1/4"	23"	Upright, Left Turn Pedestal	36mm	0111110



DLSH-17L

DALL SHEEP

ITEM #	A	B	DESCRIPTION	EYE	CODE
DLSH-17L	7"	17" (4 3/4" eye to eye)	Left Turn, Semi-Upright	32mm	071910

PEDESTAL ATTACHMENT SYSTEM

Big Horn Pedestal available with the (PAS) Pedestal Attachment System. Unique design with square 3/4" metal sleeve made into the form.



Mount by
Dawayne Dewey
on BHPD-18L
Wyoming

BIG HORN FLOOR PEDESTAL

ITEM #	A	B	DESCRIPTION	EYE	CODE
BHPD-18L	8 1/4"	18"	Left Turn (5 1/4" Eye to Eye)	32mm	088000
BHPD-18L-PAS	8 1/4"	18"	Left Turn (5 1/4" Eye to Eye)	32mm	0110960



PAS Stand Sold
Separately on page 250
Item # PASPM
Code: 021290



BHPD-18L-PAS

RUGSHELLS

BLACK BEAR

After extensive studying, measuring and making carcass molds on bears from the Rockies to the East Coast, Aaron Connelly is again sculpting original and unique forms for the taxidermy trade.

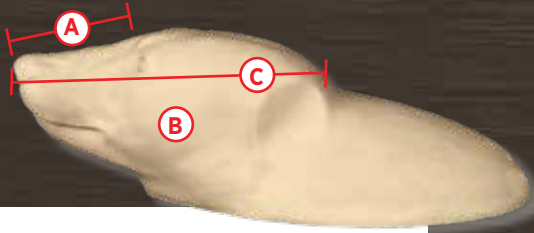


By World Champion Sculptor
Aaron Connelly

Positive Base Eye Socket



A	B	C	EYE SIZE	FORM WITH FOAM NOSE & MOUTH CUP ITEM #	CODE	FORM WITH ARTIFICIAL NOSE & MOUTH CUP ITEM #	CODE	FORM ONLY WITH FOAM NOSE (JAW SETS SOLD SEPARATELY) ITEM #	CODE
3 ⁷ / ₈ "	4 ¹ / ₄ "	8 ¹ / ₄ "	12mm	BLK-B-R-1	0198890	BLK-B-R-1N	0215600	BLK-B-R-1S	052640
4 ³ / ₈ "	5 ³ / ₄ "	9 ¹ / ₂ "	14mm	BLK-B-R-2	0200010	BLK-B-R-2N	0216710	BLK-B-R-2S	054970
4 ³ / ₄ "	6 ¹ / ₄ "	10 ¹ / ₂ "	14mm	BLK-B-R-3	0202720	BLK-B-R-3N	0219430	BLK-B-R-3S	056160
5"	6 ¹ / ₄ "	11 ¹ / ₄ "	14mm	BLK-B-R-4	0204340	BLK-B-R-4N	0222170	BLK-B-R-4S	057320
5 ¹ / ₄ "	6 ¹ / ₂ "	11 ⁵ / ₈ "	14mm	BLK-B-R-5	0205550	BLK-B-R-5N	0224680	BLK-B-R-5S	058390
5 ¹ / ₂ "	8"	11 ³ / ₄ "	16mm	BLK-B-R-6	0206570	BLK-B-R-6N	0225510	BLK-B-R-6S	058430
5 ³ / ₄ "	8 ¹ / ₄ "	12 ³ / ₄ "	16mm	BLK-B-R-7	0206810	BLK-B-R-7N	0225760	BLK-B-R-7S	058480
6"	10 ¹ / ₂ "	13 ¹ / ₂ "	16mm	BLK-B-R-8	0209280	BLK-B-R-8N	0229330	BLK-B-R-8S	059660



MEASUREMENT KEY:

- A: Nose to Eye
- B: Widest part of head at jaws
- C: Nose to back of skull

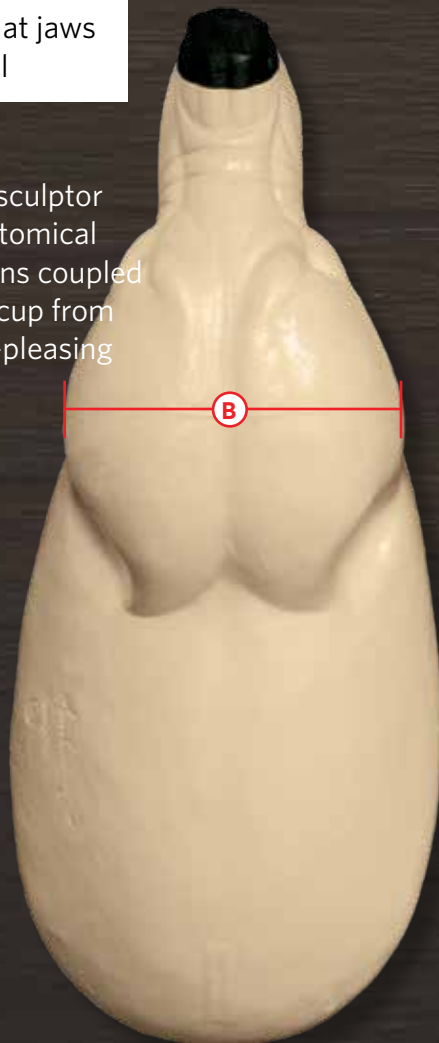
**EIGHT SIZES AVAILABLE
3 7/8" TO 6" NOSE TO EYE**

With preprinted and detailed lips and mouth, finish work is minimal.

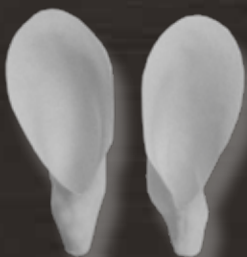


"Aaron's reputation as a sculptor speaks for itself. The anatomical accuracy of these manikins coupled with the detailed mouth cup from Mohr gives us customer-pleasing mounts everytime."

Steve DeVaney
Northern Pines
Wholesale Rugs



Bear earliners
see page 180-181

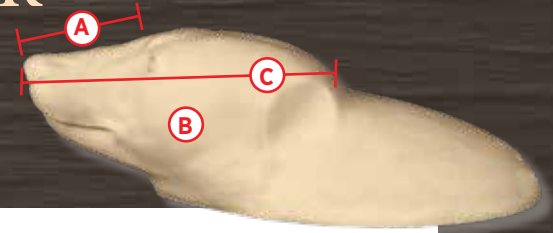


Features newly designed, preprinted and detailed mouth cup from Mohr Specialties (Available with foam or artificial nose).



CLOSED MOUTH BLACK BEAR

(FOAM NOSE ONLY)



MEASUREMENT KEY:

- A: Nose to Eye
- B: Widest part of head at jaws
- C: Nose to back of skull

ITEM #	A	B	C	REPLACEMENT NOSE SIZE	EYE SIZE	CODE
BLK-B-R-3CM	4¾"	6¼"	10½"	BRPN-434	14mm	051070
BLK-B-R-4CM	5"	6¼"	11¼"	BRPN-5	14mm	051920
BLK-B-R-5CM	5¼"	6½"	11¾"	BRPN-514	14mm	053640
BLK-B-R-6CM	5½"	8"	11¾"	BRPN-512	16mm	054520
BLK-B-R-7CM	5¾"	8¼"	12¾"		16mm	055080
BLK-B-R-8CM	6"	10½"	13½"	BRPN-6	16mm	055370



RUGSHELL ASSEMBLY INSTRUCTIONS



Tools Needed: Hot glue gun, black felt marker, file, ice pick or awl.



Use a black marker to mark areas to be hot glued.



Use a file to rough up marked areas to be glued.



Once roughed up with file, take awl and punch a series of holes in the roughed-up areas.



Areas are now roughed up and punched with holes.



Test fit mouth cup by inserting back of cup into throat area and then...



...snap the front end into place.



Next, apply hot glue to the three points on the the upper part.



Quickly snap the mouth cup into place and apply pressure for 30 seconds.



Next apply glue to the two points and force glue downward between mouth cup and foam form.



Test fit chin.



Apply hot glue to the five points.



Once all glue is applied to chin, push chin into place and hold.



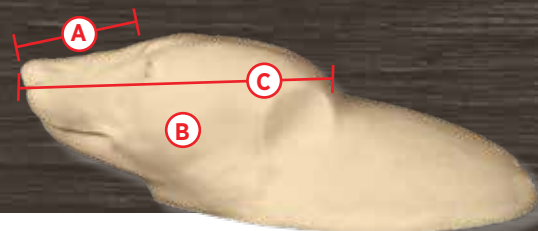
Make sure tip of chin is lined up and centered on underside of mouth cup.



Hold pressure for about 30 seconds until glue is firm.

COYOTE RUGSHELL

ITEM #	A	C	EYE SIZE	CODE
CYR-412J	4½"	8¾"	16mm	0148320



MEASUREMENT KEY:

- A: Nose to Eye
- B: Widest part of head at jaws
- C: Nose to back of skull

GRIZZLY/BROWN BEAR

FORM WITH FOAM NOSE AND MOUTH CUP

A	B Widest Width	C	EYE SIZE	ITEM #	CODE
7"	10¼"	14"	16mm	GBR-02	0276100
7½"	11½"	16"	16mm	GBR-03	0313590



Mount by Northern Pines Rugging

FORM WITH ARTIFICIAL NOSE AND MOUTH CUP

ITEM #	CODE
GBR-02-N	0298600
GBR-03-N	0338230

FORM WITH FOAM NOSE (JAW SET SOLD SEPARATELY)

ITEM #	CODE
GBR-02-S	076030
GBR-03-S	085400



GBR-02-N

GRIZZLY/BROWN BEAR RUGSHELLS

ITEM #	A	B	C	EYE SIZE	CODE
GBR-01-CM NEW	7"	8¼"	18"	20mm	063700
GBR-02-CM NEW	7¼"	10⅝"	19"	20mm	072780
GBR-03-CM NEW	8"	10¾"	19"	20mm	074460



GBR-01-CM



GBR-03-CM

MOUNTAIN LION RUGSHELLS



ITEM #	A	C	EYE SIZE	CODE
MLR-278J	2 ⁷ / ₈ "	8"	24mm	0180940
MLR-312J	3 ¹ / ₂ "	9 ¹ / ₂ "	26mm	0185720

SMALL MAMMAL RUGSHELLS

BY CHRIS BARNHARDT



01-RS



02-RS



03-RS



04-RS

ITEM #	DESCRIPTION	EYE SIZE	CODE
04-RS	Bobcat Rugshell 1 ⁵ / ₈ "	16mm	037760
03-RS	Gray Fox Rugshell 2"	14mm	037760
02-RS	Raccoon Rugshell 2"	14mm	037760
01-RS	Red Fox Rugshell 2 ³ / ₄ "	14mm	037760



Large Selection of Mohr Jawsets on page 184-191



Carolina Fur Dressing Company

Still family owned and operated after **38** years!

Inquire about our priority service at no extra charge.

Save on Freight!

Schedule a pick up and take advantage of our discounted freight rates.



919-231-9933 . carolinafurdressing.com

Wholesale for selected taxidermists only.

EXOTIC AND SOUTH PACIFIC GAMEHEADS

AXIS DEER SCULPTED BY VIC HEINCKER



After careful study and research on axis deer in South Texas, we feel that no other form on the market comes close to the anatomy and look these new forms offer.

Vic Heincker searching through freshly harvested axis deer to select the best specimens to collect measurements and reference from.



Vic Heincker collecting casts and measurements in the field on a private South Texas ranch.



AX-SH-6220L



AX-SH-6220L



Head sculpted from casts, death masks and multiple measurements

AXIS

ITEM #	A	B	DESCRIPTION	EYE	CODE
AX-SH-6119R NEW	6¼"	19"	Semi-Upright, Right Turn	32mm	064630
AX-SH-6220S	6½"	20"	Semi-Upright, Straight	32mm	065290
AX-SH-6220L	6½"	20"	Semi-Upright, Left Turn	32mm	065290
AX-SH-6220R	6½"	20"	Semi-Upright, Right Turn	32mm	065290



AX-SH-6119R

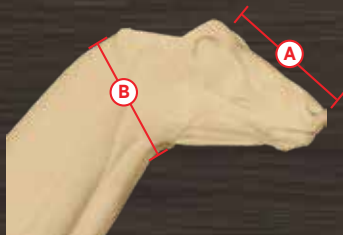
FLOOR PEDESTAL

ITEM #	A	B	DESCRIPTION	EYE	CODE
AX-FP-6220L	6½"	20"	Floor Pedestal, Left Turn	32mm	068700
AX-FP-6220L-PAS	6½"	20"	Floor Pedestal, Left Turn with PAS Sleeve	32mm	092720
AX-FP-6220R	6½"	20"	Floor Pedestal, Right Turn	32mm	068700
AX-FP-6220R-PAS	6½"	20"	Floor Pedestal, Right Turn with PAS Sleeve	32mm	092720

Forms with PAS in the item number come with the PAS sleeve installed. Stand is sold separately on page 250 tem #PASPM Code 021290



AX-WP-6220R
Wall Pedestal



MEASUREMENT KEY:

A: Nose to Eye
B: Circumference of the neck at the atlas

AX-FP-6220R
Axis Mount
by Vic Heincker



ITEM #	A	B	DESCRIPTION	EYE	CODE
AX-WP-6220L	6½"	20"	Wall Pedestal, Left Turn	32mm	068700
AX-WP-6220R	6½"	20"	Wall Pedestal, Right Turn	32mm	068700

BLACKBUCK

ITEM #	A	B	DESCRIPTION	EYE	CODE
BB-SH-16S	5½"	16"	Semi-Upright, Straight	28mm	059180
BB-SH-16L	5½"	16"	Semi-Upright, Left Turn	28mm	059180
BB-SH-16R	5½"	16"	Semi-Upright, Right Turn	28mm	059180



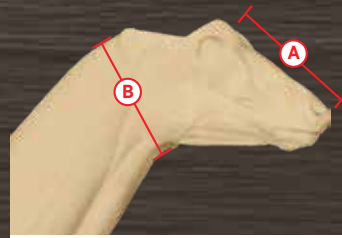
BB-SH-16S



BB-SH-16L

CHAMOIS

Sculpted by Vern and Louise Pearson of Taupo, New Zealand



MEASUREMENT KEY:

A: Nose to Eye
B: Circumference of the neck at the atlas

ITEM #	A	B	DESCRIPTION	EYE	CODE
CH-SH-12S	5½"	12½"	Semi-Upright, Straight	30mm	067850
CH-SH-12L	5½"	12½"	Semi-Upright, Left Turn	30mm	067850
CH-SH-12R	5½"	12½"	Semi-Upright, Right Turn	30mm	067850



CH-SH-12S



CH-SH-12R



Chamois Mount
Mount by Vern and
Louise Pearson

RED STAG

Sculpted by Vern and Louise Pearson of Taupo, New Zealand

ITEM #	A	B	DESCRIPTION	EYE	CODE
RSU-29S	10½"	29"	Full Upright, Straight	34mm	0173050



RSU-29S



RSU-29S

SIKA

ITEM #	A	B	DESCRIPTION	EYE	CODE
SK-SH-18L	6"	18"	Semi-Upright, Left Turn	22-24mm	070970
SK-SH-18R	6"	18"	Semi-Upright, Right Turn	22-24mm	070970



SK-SH-18L



SK-SH-18R



SK-SH-18R

TAHR

ITEM #	A	B	DESCRIPTION	EYE	CODE
TA-SH-16S	7"	17½"	Semi-Upright, Straight	30mm	058470
TA-SH-16L	7"	17½"	Semi-Upright, Left Turn	30mm	058470
TA-SH-16R	7"	17½"	Semi-Upright, Right Turn	30mm	058470

Tahr change-out head available on page 146.



TA-SH-16S



TA-SH-16L



Tahr Mount
Slightly Altered
Mount by Vern and
Louise Pearson

AFRICAN GAMEHEADS


BY CLIFF HALES



Mount By
Safaris West Studio



Mount By
Marcus
Zimmerman



Mount By
Marcus
Zimmerman

Our entire African collection of manikins has only been available since December 2013. One of our many goals at Head Quarters is to offer an alternative. We believe this series brings to the market products that have been missing for many years:

- All newly sculpted manikins
- Shoulders and briskets with accurate features that are specific and unique to each animal
- Shoulders, necks and faces that accurately portray each particular species
- Manikins with correct muscle tones that allow a properly tanned skin to always lie in place where it should

As we continue to offer more shoulder manikins, plus new life-sizes, we will make each piece available in our online store at HQTaxidermy.com.



Mount By
OsageTaxidermy

BLESBOK, BONTEBOK



BLS-SH-16HR
(Hard Right)



BLS-WP-16L
(Wall Pedestal)

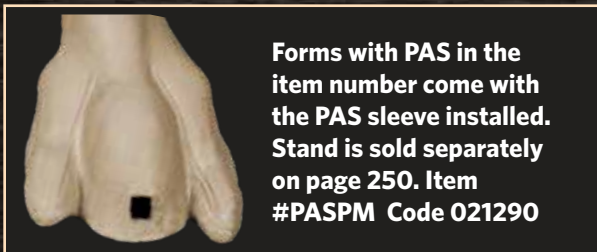


BLS-SH-16R

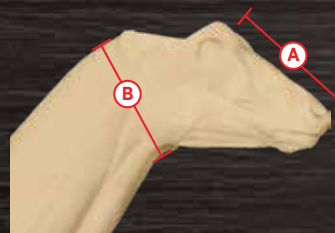
ITEM #	A	B	DESCRIPTION	DEGREE OF TURN	EYE	CODE
BLS-SH-16S	8"	16"	Semi-Upright, Straight	0°	32mm	080500
BLS-SH-16L	8"	16"	Semi-Upright, Left Turn	8°-10°	32mm	080500
BLS-SH-16R	8"	16"	Semi-Upright, Right Turn	8°-10°	32mm	080500
BLS-SH-16HL	8"	16"	Semi-Upright, Hard Left Turn	25°	32mm	080500
BLS-SH-16HR	8"	16"	Semi-Upright, Hard Right Turn	25°	32mm	080500
BLS-SH-18S	8½"	18"	Semi-Upright, Straight	0°	32mm	083100
BLS-SH-18L	8½"	18"	Semi-Upright, Left Turn	8°-10°	32mm	083100
BLS-SH-18R	8½"	18"	Semi-Upright, Right Turn	8°-10°	32mm	083100

WALL PEDESTALS

ITEM #	A	B	DESCRIPTION	DEGREE OF TURN	EYE	CODE
BLS-WP-16L	8"	16"	Semi-Upright Wall Pedestal, Hard Left Turn	25°	32mm	084520
BLS-WP-16R	8"	16"	Semi-Upright Wall Pedestal, Hard Right Turn	25°	32mm	084520



Forms with PAS in the item number come with the PAS sleeve installed. Stand is sold separately on page 250. Item #PASPM Code 021290



MEASUREMENT KEY:

A: Nose to Eye

B: Circumference of the neck at the atlas



BLS-FP-16HL
(Hard Left)

FLOOR PEDESTALS

ITEM #	A	B	DESCRIPTION	DEGREE OF TURN	EYE	CODE
BLS-FP-16HL	8"	16"	Semi-Upright Floor Pedestal, Hard Left Turn	25°	32mm	090110
BLS-FP-16HL-PAS	8"	16"	Semi-Upright Floor Pedestal, Hard Left Turn with PAS Sleeve	25°	32mm	0113890
BLS-FP-16HR	8"	16"	Semi-Upright Floor Pedestal, Hard Right Turn	25°	32mm	090110
BLS-FP-16HR-PAS	8"	16"	Semi-Upright Floor Pedestal, Hard Right Turn with PAS Sleeve	25°	32mm	0113890

BUSHBUCK



BUB-SH-16R



BUB-SH-14L




BUB-SH-16HR
(Hard Right)



BUB-FP-14HL
(Floor Pedestal)

S131333-WST Base Found on
page 226 Code: 0241000

ITEM #	A	B	DESCRIPTION	DEGREE OF TURN	EYE	CODE
BUB-SH-14S	5"	14"	Semi-Upright, Straight	0°	30mm	061670
BUB-SH-14L	5"	14"	Semi-Upright, Left Turn	8°-10°	30mm	061670
BUB-SH-14R	5"	14"	Semi-Upright, Right Turn	8°-10°	30mm	061670
BUB-SH-14HL	5"	14"	Semi-Upright, Hard Left Turn	25°	30mm	061670
BUB-SH-14HR	5"	14"	Semi-Upright, Hard Right Turn	25°	30mm	061670
BUB-SH-16S	5¼"	16"	Semi-Upright, Straight	0°	32mm	063810
BUB-SH-16L	5¼"	16"	Semi-Upright, Left Turn	8°-10°	32mm	063810
BUB-SH-16R	5¼"	16"	Semi-Upright, Right Turn	8°-10°	32mm	063810
BUB-SH-16HL	5¼"	16"	Semi-Upright, Hard Left Turn	25°	32mm	063810
BUB-SH-16HR	5¼"	16"	Semi-Upright, Hard Right Turn	25°	32mm </td <td>063810</td>	063810



MEASUREMENT KEY:

A: Nose to Eye
 B: Circumference of the neck at the atlas

WALL PEDESTALS

ITEM #	A	B	DESCRIPTION	DEGREE OF TURN	EYE	CODE
BUB-WP-14L	5"	14"	Semi-Upright Wall Pedestal, Hard Left Turn	25°	30mm	064740
BUB-WP-14R	5"	14"	Semi-Upright Wall Pedestal, Hard Right Turn	25°	30mm	064740
BUB-WP-16L	5¼"	16"	Semi-Upright Wall Pedestal, Hard Left Turn	25°	32mm	067000
BUB-WP-16R	5¼"	16"	Semi-Upright Wall Pedestal, Hard Right Turn	25°	32mm	067000

FLOOR PEDESTALS

ITEM #	A	B	DESCRIPTION	DEGREE OF TURN	EYE	CODE
BUB-FP-14HL	5"	14"	Semi-Upright Floor Pedestal, Hard Left Turn	25°	30mm	069030
BUB-FP-14HL-PAS	5"	14"	Semi-Upright Floor Pedestal, Hard Left Turn with PAS Sleeve	25°	30mm	092820
BUB-FP-14HR	5"	14"	Semi-Upright Floor Pedestal, Hard Right Turn	25°	30mm	069030
BUB-FP-14HR-PAS	5"	14"	Semi-Upright Floor Pedestal, Hard Right Turn with PAS Sleeve	25°	30mm	092820
BUB-FP-16HL	5¼"	16"	Semi-Upright Floor Pedestal, Hard Left Turn	25°	32mm	071460
BUB-FP-16HL-PAS	5¼"	16"	Semi-Upright Floor Pedestal, Hard Left Turn with PAS Sleeve	25°	32mm	095250
BUB-FP-16HR	5¼"	16"	Semi-Upright Floor Pedestal, Hard Right Turn	25°	32mm	071460
BUB-FP-16HR-PAS	5¼"	16"	Semi-Upright Floor Pedestal, Hard Right Turn with PAS Sleeve	25°	32mm	095250

Forms with PAS in the item number come with the PAS sleeve installed. Stand is sold separately on page 250.
 Item #PASPM Code 021290.

BUSHPIG

ITEM #	A	B	DESCRIPTION	EYE	CODE
BP-SH-26S	9½"	26"	Semi Upright, Straight	18mm	070280



BP-SH-26S

CAPE BUFFALO



CB-SH-46L



CB-SH-42S



CB-SH-46S

ITEM #	A	B	DESCRIPTION	DEGREE OF TURN	EYE	CODE
CB-SH-42S	11¼"	42"	Semi-Upright, Straight	0°	34mm	0286370
CB-SH-46S	12"	46"	Semi-Upright, Straight	0°	34mm	0289250
CB-SH-46L	12"	46"	Semi-Upright, Left Turn	8°-10°	34mm	0289250
CB-SH-46R	12"	46"	Semi-Upright, Right Turn	8°-10°	34mm	0289250

Cape Buffalo Must Ship Motor Freight

DUIKER, BUSH

ITEM #	A	B	DESCRIPTION	DEGREE OF TURN	EYE	CODE
BDK-SH-9S	4"	9½"	Semi-Upright, Straight	0°	26mm	051540
BDK-SH-9L	4"	9½"	Semi-Upright, Hard Left Turn	25°	26mm	051540
BDK-SH-9R	4"	9½"	Semi-Upright, Hard Right Turn	25°	26mm	051540



BDK-SH-9L

WALL PEDESTALS

ITEM #	A	B	DESCRIPTION	DEGREE OF TURN	EYE	CODE
BDK-WP-9L	4"	9½"	Semi-Upright Wall Pedestal, Hard Left Turn	25°	26mm	054140
BDK-WP-9R	4"	9½"	Semi-Upright Wall Pedestal, Hard Right Turn	25°	26mm	054140



MEASUREMENT KEY:

A: Nose to Eye
B: Circumference of the neck at the atlas

FLOOR PEDESTALS

ITEM #	A	B	DESCRIPTION	DEGREE OF TURN	EYE	CODE
BDK-FP-9L	4"	9½"	Semi-Upright Floor Pedestal, Hard Left Turn	25°	26mm	057670
BDK-FP-9L-PAS	4"	9½"	Semi-Upright Floor Pedestal, Hard Left Turn with PAS Sleeve	25°	26mm	076050
BDK-FP-9R	4"	9½"	Semi-Upright Floor Pedestal, Hard Right Turn	25°	26mm	057670
BDK-FP-9R-PAS	4"	9½"	Semi-Upright Floor Pedestal, Hard Right Turn with PAS Sleeve	25°	26mm	076050



BDK-FP-9R
Floor Pedestal

Forms with PAS in the item number come with the PAS sleeve installed. Stand is sold separately on page 250. Item #SMPASPM Code 018010.

ELAND



EL-SH-34S



EL-SH-34S



EL-SH-32S

(Dewlap Sold Separately)



DW32

ITEM #	A	B	DESCRIPTION	DEGREE OF TURN	EYE	CODE
EL-SH-32S	12"	32"	Semi-Upright, Straight	0°	36mm	0270250
EL-SH-34S	12"	34"	Semi-Upright, Straight	0°	36mm	0280830
DW32			Dewlap for 32" Eland			022710
DW34			Dewlap for 34" Eland			022710

GEMSBOK



GBK-SH-28S



GBK-SH-25L



GBK-SH-28HR
(Hard Right)




GBK-FP-28HR
(Hard Right
Floor Pedestal)



GEMSBOK

ITEM #	A	B	DESCRIPTION	DEGREE OF TURN	EYE	CODE
GBK-SH-22S	10"	22"	Semi-Upright, Straight	0°	32mm	0137250
GBK-SH-22L	10"	22"	Semi-Upright, Left Turn	8°-10°	32mm	0137250
GBK-SH-22R	10"	22"	Semi-Upright, Right Turn	8°-10°	32mm </td <td>0137250</td>	0137250
GBK-SH-22HL	10"	22"	Semi-Upright, Hard Left	90°	32mm	0137250
GBK-SH-22HR	10"	22"	Semi-Upright, Hard Right	90°	32mm	0137250
GBK-SH-25S	10¼"	25¼"	Semi-Upright, Straight	0°	36mm	0142460
GBK-SH-25L	10¼"	25¼"	Semi-Upright, Left Turn	8°-10°	36mm	0142460
GBK-SH-25R	10¼"	25¼"	Semi-Upright, Right Turn	8°-10°	36mm	0142460
GBK-SH-25HL	10¼"	25¼"	Semi-Upright, Hard Left	90°	36mm	0142460
GBK-SH-25HR	10¼"	25¼"	Semi-Upright, Hard Right	90°	36mm	0142460
GBK-SH-28S	11"	28"	Semi-Upright, Straight	0°	36mm	0147670
GBK-SH-28HL	11"	28"	Semi-Upright, Hard Left Turn	90°	36mm	0147670
GBK-SH-28HR	11"	28"	Semi-Upright, Hard Right Turn	90°	36mm	0147670



MEASUREMENT KEY:

A: Nose to Eye
B: Circumference of the neck at the atlas

WALL PEDESTALS

ITEM #	A	B	DESCRIPTION	DEGREE OF TURN	EYE	CODE
GBK-WP-25L	10¼"	25¼"	Hard Left Turn Wall Pedestal	90°	36mm	0149820
GBK-WP-28R	11"	28"	Hard Right Turn Wall Pedestal	90°	36mm	0154950

FLOOR PEDESTALS

ITEM #	A	B	DESCRIPTION	DEGREE OF TURN	EYE	CODE
GBK-FP-25HL	10¼"	25¼"	Hard Left Turn Floor Pedestal	90°	36mm	0157060
GBK-FP-25HL-PAS	10¼"	25¼"	Hard Left Turn Floor Pedestal with PAS Sleeve	90°	36mm	0204660
GBK-FP-28HR	11"	28"	Hard Right Turn Floor Pedestal	90°	36mm	0162710
GBK-FP-28HR-PAS	11"	28"	Hard Right Turn Floor Pedestal with PAS Sleeve	90°	36mm	0210310

FORMS WITH PAS

in the item number come with the PAS sleeve installed. Stand is sold separately on page 250. Item #LGPASPM Code 039850.

HARTEBEEST, RED



RHB-SH-22S

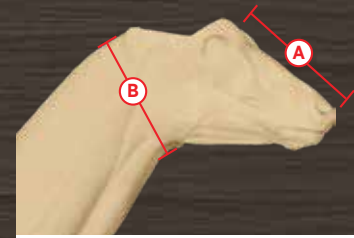


RHB-SH-22S

ITEM #	A	B	DESCRIPTION	DEGREE OF TURN	EYE	CODE
RHB-SH-22S	11¾"	22½"	Semi-Upright, Straight	0°	34mm	0105980
RHB-SH-22L	11¾"	22½"	Semi-Upright, Left Turn	8°-10°	34mm	0105980
RHB-SH-22R	11¾"	22½"	Semi-Upright, Right Turn	8°-10°	34mm	0105980

HARTEBEEST, LICHENSTEIN'S

ITEM #	A	B	DESCRIPTION	DEGREE OF TURN	EYE	CODE
LHB-SH-24S	13"	24"	Semi-Upright, Straight	0°	34mm	0115530
LHB-SH-24L	13"	24"	Semi-Upright, Left	8°-10°	34mm	0115530
LHB-SH-24R	13"	24"	Semi-Upright, Right	8°-10°	34mm	0115530



MEASUREMENT KEY:

A: Nose to Eye
B: Circumference of the neck at the atlas



LHB-SH-24R



LHB-SH-24L

IMPALA



Mount By
Cliff Hales



IM-SH-18L



IM-SH-18HL
Hard Turn

ITEM #	A	B	DESCRIPTION	DEGREE OF TURN	EYE	CODE
IM-SH-15S	6"	15"	Semi-Upright, Straight	0°	32mm	065780
IM-SH-15HL	6"	15"	Semi-Upright, Hard Left Turn	25°	32mm	065780
IM-SH-15HR	6"	15"	Semi-Upright, Hard Right Turn	25°	32mm	065780
IM-SH-16S	6¾"	16"	Semi-Upright, Straight	0°	32mm	067460
IM-SH-16L	6¾"	16"	Semi-Upright, Left Turn	8°-10°	32mm	067460
IM-SH-16R	6¾"	16"	Semi-Upright, Right Turn	8°-10°	32mm	067460
IM-SH-16HL	6¾"	16"	Semi-Upright, Hard Left Turn	25°	32mm	067460
IM-SH-16HR	6¾"	16"	Semi-Upright, Hard Right Turn	25°	32mm	067460
IM-SH-18S	6¾"	18"	Semi-Upright, Straight	0°	32mm	069200
IM-SH-18L	6¾"	18"	Semi-Upright, Left Turn	8°-10°	32mm	069200
IM-SH-18R	6¾"	18"	Semi-Upright, Right Turn	8°-10°	32mm	069200
IM-SH-18HL	6¾"	18"	Semi-Upright, Hard Left Turn	25°	32mm	069200
IM-SH-18HR	6¾"	18"	Semi-Upright, Hard Right Turn	25°	32mm	069200

IM-FP-16HR
(Floor Pedestal)



IM-WP-16L
(Wall Pedestal)



Mount By
OsageTaxidermy

WALL PEDESTALS

ITEM #	A	B	DESCRIPTION	DEGREE OF TURN	EYE	CODE
IM-WP-16L	6¾"	16"	Semi-Upright Wall Pedestal, Hard Left Turn	25°	32mm	070880
IM-WP-16R	6¾"	16"	Semi-Upright Wall Pedestal, Hard Right Turn	25°	32mm	070880
IM-WP-18L	6¾"	18"	Semi-Upright Wall Pedestal, Hard Left Turn	25°	32mm	072680
IM-WP-18R	6¾"	18"	Semi-Upright Wall Pedestal, Hard Right Turn	25°	32mm	072680

FORMS WITH PAS in the item number come with the PAS sleeve installed. Stand is sold separately on page 250. Item #PASPM Code 021290.

FLOOR PEDESTALS

ITEM #	A	B	DESCRIPTION	DEGREE OF TURN	EYE	CODE
IM-FP-16HL	6¾"	16"	Semi-Upright Floor Pedestal, Hard Left Turn	25°	32mm	075570
IM-FP-16HL-PAS	6¾"	16"	Semi-Upright Floor Pedestal, Hard Left Turn with PAS Sleeve	25°	32mm	099360
IM-FP-16HR	6¾"	16"	Semi-Upright Floor Pedestal, Hard Right Turn	25°	32mm	075570
IM-FP-16HR-PAS	6¾"	16"	Semi-Upright Floor Pedestal, Hard Right Turn with PAS Sleeve	25°	32mm	099360
IM-FP-18HL	6¾"	18"	Semi-Upright Floor Pedestal, Hard Left Turn	25°	32mm	077490
IM-FP-18HL-PAS	6¾"	18"	Semi-Upright Floor Pedestal, Hard Left Turn with PAS Sleeve	25°	32mm	0101270
IM-FP-18HR	6¾"	18"	Semi-Upright Floor Pedestal, Hard Right Turn	25°	32mm	077490
IM-FP-18HR-PAS	6¾"	18"	Semi-Upright Floor Pedestal, Hard Right Turn with PAS Sleeve	25°	32mm	0101270

KUDU, GREATER



Mount By
OsageTaxidermy




KU-SH-31L



KU-SH-28L

ITEM #	A	B	DESCRIPTION	DEGREE OF TURN	EYE	CODE
KU-SH-25S	9 $\frac{7}{8}$ "	25 $\frac{1}{8}$ "	Semi-Upright, Straight	0°	34mm-36mm	0175170
KU-SH-25L	9 $\frac{7}{8}$ "	25 $\frac{1}{8}$ "	Semi-Upright, Left Turn	15°	34mm-36mm	0175170
KU-SH-25R	9 $\frac{7}{8}$ "	25 $\frac{1}{8}$ "	Semi-Upright, Right Turn	15°	34mm-36mm	0175170
KU-SH-28S	9"	28"	Semi-Upright, Straight	0°	34mm-36mm	0183280
KU-SH-28L	9"	28"	Semi-Upright, Left Turn	8°-10°	34mm-36mm	0183280
KU-SH-28R	9"	28"	Semi-Upright, Right Turn	8°-10°	34mm-36mm	0183280
KU-SH-31S	9 $\frac{1}{2}$ "	31"	Semi-Upright, Straight	0°	34mm-36mm	0188500
KU-SH-31L	9 $\frac{1}{2}$ "	31"	Semi-Upright, Left Turn	8°-10°	34mm-36mm	0188500
KU-SH-31R	9 $\frac{1}{2}$ "	31"	Semi-Upright, Right Turn	8°-10°	34mm-36mm	0188500



MEASUREMENT KEY:

A: Nose to Eye
B: Circumference of the neck at the atlas



Altered to a
25" neck

KU-WP-28R

Wall Pedestal Mount By
Cliff Hales



KU-WP-28R
(Wall Pedestal)



KU-FP-28R
(Floor Pedestal)

WALL PEDESTALS


ITEM #	A	B	DESCRIPTION	DEGREE OF TURN	EYE	CODE
KU-WP-28L	9"	28"	Semi-Upright Wall Pedestal, Hard Left Turn	90°	34mm-36mm	0195160
KU-WP-28R	9"	28"	Semi-Upright Wall Pedestal, Hard Right Turn	90°	34mm-36mm	0195160

FLOOR PEDESTALS

ITEM #	A	B	DESCRIPTION	DEGREE OF TURN	EYE	CODE
KU-FP-28L	9"	28"	Semi-Upright Floor Pedestal, Hard Left Turn	90°	34mm-36mm	0211080
KU-FP-28L-PAS	9"	28"	Semi-Upright Floor Pedestal, Hard Left Turn with PAS Sleeve	90°	34mm-36mm	0258680
KU-FP-28R	9"	28"	Semi-Upright Floor Pedestal, Hard Right Turn	90°	34mm-36mm	0211080
KU-FP-28R-PAS	9"	28"	Semi-Upright Floor Pedestal, Hard Right Turn with PAS Sleeve	90°	34mm-36mm	0258680

FORMS WITH PAS in the item number come with the PAS sleeve installed. Stand is sold separately on page 250. Item #LGPASPM Code 039850.

LECHWE



MEASUREMENT KEY:

A: Nose to Eye

B: Circumference of the neck at the atlas

LW-SH-20S



LW-SH-20S

ITEM #	A	B	DESCRIPTION	EYE	CODE
LW-SH-20S	7"	20"	Semi-Upright, Straight	32mm	087420

NYALA



NY-SH-23S



NY-SH-23HR
(Hard Turn)



ITEM #	A	B	DESCRIPTION	DEGREE OF TURN	EYE	CODE
NY-SH-20S	7"	19½"	Semi-Upright, Straight	0°	34mm	087660
NY-SH-20HL	7"	19½"	Semi-Upright, Hard Left Turn	25°	34mm	087660
NY-SH-20HR	7"	19½"	Semi-Upright, Hard Right Turn	25°	34mm	087660
NY-SH-23S	7½"	23"	Semi-Upright, Straight	0°	36mm	090320
NY-SH-23L	7½"	23"	Semi-Upright, Left	8°-10°	36mm	090320
NY-SH-23R	7½"	23"	Semi-Upright, Right	8°-10°	36mm	090320
NY-SH-23HL	7½"	23"	Semi-Upright, Hard Left Turn	25°	36mm	090320
NY-SH-23HR	7½"	23"	Semi-Upright, Hard Right Turn	25°	36mm	090320

NYALA

WALL PEDESTALS

ITEM #	A	B	DESCRIPTION	DEGREE OF TURN	EYE	CODE
NY-WP-20R	7"	19½"	Semi-Upright Wall Pedestal, Hard Right Turn	25°	34mm	090720
NY-WP-23L	7½"	23"	Semi-Upright Wall Pedestal, Hard Left Turn	25°	36mm	093030



NY-WP-23HL
(Wall Pedestal)

FLOOR PEDESTALS

ITEM #	A	B	DESCRIPTION	DEGREE OF TURN	EYE	CODE
NY-FP-20HR	7"	19½"	Semi-Upright Floor Pedestal, Hard Right Turn	25°	34mm	095260
NY-FP-23HL	7½"	23"	Semi-Upright Floor Pedestal, Hard Left Turn	25°	36mm	097700

REEDBUCK, COMMON



RBK-SH-17R



RBK-SH-17R



RBK-SH-19HL

ITEM #	A	B	DESCRIPTION	DEGREE OF TURN	EYE	CODE
RBK-SH-17S	6½"	17½"	Semi-Upright, Straight	0°	32mm	064290
RBK-SH-17L	6½"	17½"	Semi-Upright, Left Turn	8°-10°	32mm	064290
RBK-SH-17R	6½"	17½"	Semi-Upright, Right Turn	8°-10°	32mm	064290
RBK-SH-19S	6½"	19"	Semi-Upright, Straight	0°	32mm	066610
RBK-SH-19HL	6½"	19"	Semi-Upright, Hard Left Turn	25°	32mm	066610
RBK-SH-19HR	6½"	19"	Semi-Upright, Hard Right Turn	25°	32mm	066610

REEDBUCK, MOUNTAIN

ITEM #	A	B	DESCRIPTION	DEGREE OF TURN	EYE	CODE
MTR-SH-12S	4½"	12"	Semi-Upright, Straight	0°	30mm	057330
MTR-SH-12L	4½"	12"	Semi-Upright, Left Turn	8°-10°	30mm	057330
MTR-SH-12R	4½"	12"	Semi-Upright, Right Turn	8°-10°	30mm	057330



MTR-SH-12L

ROAN



RNA-SH-26S

ITEM #	A	B	DESCRIPTION	DEGREE OF TURN	EYE	CODE
RNA-SH-26S	12"	26"	Semi-Upright, Straight	0°	32mm	0182720

SPRINGBOK, COMMON



SPB-SH-14HL
(Hard Left)

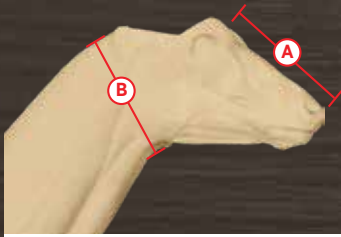


SPB-SH-14L



SPB-SH-14L

ITEM #	A	B	DESCRIPTION	DEGREE OF TURN	EYE	CODE
SPB-SH-14S	5"	14"	Semi-Upright, Straight	0°	30mm	062240
SPB-SH-14L	5"	14"	Semi-Upright, Left Turn	8°-10°	30mm	062240
SPB-SH-14R	5"	14"	Semi-Upright, Right Turn	8°-10°	30mm	062240
SPB-SH-14HL	5"	14"	Semi-Upright, Hard Left Turn	25°	30mm	062240
SPB-SH-14HR	5"	14"	Semi-Upright, Hard Right Turn	25°	30mm	062240



MEASUREMENT KEY:

- A: Nose to Eye
- B: Circumference of the neck at the atlas



SPB-WP-14L
(Wall Pedestal)

WALL PEDESTALS

ITEM #	A	B	DESCRIPTION	DEGREE OF TURN	EYE	CODE
SPB-WP-14L	5"	14"	Semi-Upright Wall Pedestal, Hard Left Turn	25°	30mm	065440
SPB-WP-14R	5"	14"	Semi-Upright Wall Pedestal, Hard Right Turn	25°	30mm	065440

FLOOR PEDESTALS

ITEM #	A	B	DESCRIPTION	DEGREE OF TURN	EYE	CODE
SPB-FP-14HL	5"	14"	Semi-Upright Floor Pedestal, Hard Left Turn	25°	30mm	069380
SPB-FP-14HL-PAS	5"	14"	Semi-Upright Floor Pedestal, Hard Left Turn with PAS Sleeve	25°	30mm	087760
SPB-FP-14HR	5"	14"	Semi-Upright Floor Pedestal, Hard Right Turn	25°	30mm	069380
SPB-FP-14HR-PAS	5"	14"	Semi-Upright Floor Pedestal, Hard Right Turn with PAS Sleeve	25°	30mm	087760

Forms with PAS in the item number come with the PAS sleeve installed. Stand is sold separately on page 250. Item #SMPASPM Code 018010.

SPRINGBOK (BLACK, WHITE, COPPER)

ITEM #	A	B	DESCRIPTION	DEGREE OF TURN	EYE	CODE
SPB-SH-11S	4½"	11"	Semi-Upright, Straight	0°	28mm	059940
SPB-SH-11L	4½"	11"	Semi-Upright, Left Turn	8°-10°	28mm	059940
SPB-SH-11R	4½"	11"	Semi-Upright, Right Turn	8°-10°	28mm	059940
SPB-SH-11HL	4½"	11"	Semi-Upright, Hard Left Turn	25°	28mm	059940
SPB-SH-11HR	4½"	11"	Semi-Upright, Hard Right Turn	25°	28mm	059940



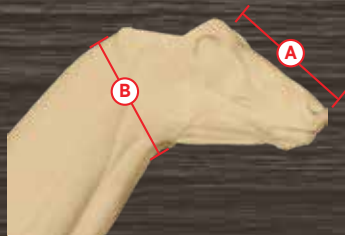
SPB-SH-11L

WALL PEDESTALS

ITEM #	A	B	DESCRIPTION	DEGREE OF TURN	EYE	CODE
SPB-WP-11L	4½"	11"	Semi-Upright Wall Pedestal, Hard Left Turn	25°	28mm	062940
SPB-WP-11R	4½"	11"	Semi-Upright Wall Pedestal, Hard Right Turn	25°	28mm	062940

SPRINGBOK

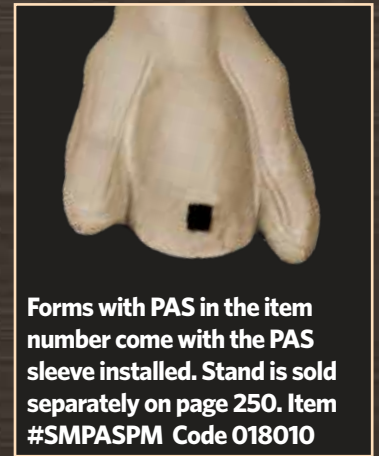
(BLACK, WHITE, COPPER)



MEASUREMENT KEY:

A: Nose to Eye
 B: Circumference of the neck at the atlas

SPB-FP-14HR
 (Floor Pedestal)



Forms with PAS in the item number come with the PAS sleeve installed. Stand is sold separately on page 250. Item #SMPASPM Code 018010

FLOOR PEDESTALS

ITEM #	A	B	DESCRIPTION	DEGREE OF TURN	EYE	CODE
SPB-FP-11L	4½"	11"	Semi-Upright Floor Pedestal, Hard Left Turn	25°	30mm	065930
SPB-FP-11L-PAS	4½"	11"	Semi-Upright Floor Pedestal, Hard Left Turn with PAS Sleeve	25°	30mm	084310
SPB-FP-11R	4½"	11"	Semi-Upright Floor Pedestal, Hard Right Turn	25°	30mm	065930
SPB-FP-11R-PAS	4½"	11"	Semi-Upright Floor Pedestal, Hard Right Turn with PAS Sleeve	25°	30mm	084310

STEINBOK

STB-SH-6R



STB-SH-6R

ITEM #	A	B	DESCRIPTION	DEGREE OF TURN	EYE	CODE
STB-SH-6S	3"	6½"	Semi-Upright, Straight	0°	22mm	062240
STB-SH-6L	3"	6½"	Semi-Upright, Hard Left	25°	22mm	062240
STB-SH-6R	3"	6½"	Semi-Upright, Hard Right	25°	22mm	062240

WALL PEDESTALS

ITEM #	A	B	DESCRIPTION	DEGREE OF TURN	EYE	CODE
STB-WP-6L	3"	6½"	Semi-Upright Wall Pedestal, Hard Left	25°	22mm	065380
STB-WP-6R	3"	6½"	Semi-Upright Wall Pedestal, Hard Right	25°	22mm	065380



STB-FP-6R

FLOOR PEDESTALS

ITEM #	A	B	DESCRIPTION	DEGREE OF TURN	EYE	CODE
STB-FP-6L	3"	6½"	Semi-Upright Floor Pedestal, Hard Left	25°	22mm	069380
STB-FP-6L-PAS	3"	6½"	Semi-Upright Floor Pedestal, Hard Left with PAS Sleeve	25°	22mm	087760
STB-FP-6R	3"	6½"	Semi-Upright Floor Pedestal, Hard Right	25°	22mm	069380
STB-FP-6R-PAS	3"	6½"	Semi-Upright Floor Pedestal, Hard Right with PAS Sleeve	25°	22mm	087760

Forms with PAS in the item number come with the PAS sleeve installed. Stand is sold separately on page 250. Item #SMPASPM Code 018010

WARTHOG



Mount By
Marcus
Zimmerman



WH-SH-28S



ITEM #	A	B	DESCRIPTION	DEGREE OF TURN	EYE	CODE
WH-SH-23S	9½"	23"	Semi-Upright, Straight	0°	26mm	060800
WH-SH-28S	11¼"	28"	Semi-Upright, Straight	0°	28mm	071340
WH-SH-28L	11¼"	28"	Semi-Upright, Left	8°-10°	28mm	071340
WH-SH-28R	11¼"	28"	Semi-Upright, Right	8°-10°	28mm	071340
WH-SH-30S	12½"	30"	Semi-Upright, Straight	0°	28mm	073270
WH-SH-30L	12½"	30"	Semi-Upright, Left	8°-10°	28mm	073270
WH-SH-30R	12½"	30"	Semi-Upright, Right	8°-10°	28mm	073270
WH-SH-32S	13¼"	32"	Semi-Upright, Straight	0°	28mm	073840
WH-SH-32L	13¼"	32"	Semi-Upright, Left	8°-10°	28mm	073840
WH-SH-32R	13¼"	32"	Semi-Upright, Right	8°-10°	28mm	073840

WATERBUCK

WTB-SH-26R



WTB-SH-24HR
(Hard Turn)



WTB-SH-26R

ITEM #	A	B	DESCRIPTION	DEGREE OF TURN	EYE	CODE
WTB-SH-24S	9¾"	24"	Semi-Upright, Straight	0°	36mm	0140730
WTB-SH-24HL	9¾"	24"	Semi-Upright, Hard Left	25°	36mm	0140730
WTB-SH-24HR	9¾"	24"	Semi-Upright, Hard Right	25°	36mm	0140730
WTB-SH-26S	10½"	26"	Semi-Upright, Straight	0°	38mm	0146510
WTB-SH-26L	10½"	26"	Semi-Upright, Left	8°-10°	38mm	0146510
WTB-SH-26R	10½"	26"	Semi-Upright, Right	8°-10°	38mm	0146510

WILDEBEEST, BLACK




BLKW-SH-26L



ITEM #	A	B	DESCRIPTION	DEGREE OF TURN	EYE	CODE
BLKW-SH-24S	10½"	24"	Semi-Upright, Straight	0°	36mm	0123060
BLKW-SH-24L	10½"	24"	Semi-Upright, Left	8°-10°	36mm	0123060
BLKW-SH-24R	10½"	24"	Semi-Upright, Right	8°-10°	36mm	0123060
BLKW-SH-26S	10¾"	26"	Semi-Upright, Straight	0°	36mm	0127980
BLKW-SH-26L	10¾"	26"	Semi-Upright, Left	8°-10°	36mm	0127980
BLKW-SH-26R	10¾"	26"	Semi-Upright, Right	8°-10°	36mm	0127980

WILDEBEEST, BLUE



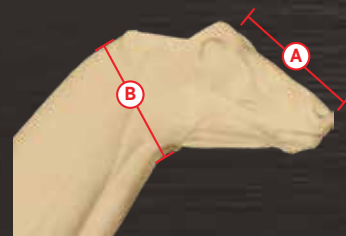
Mount By
Marcus
Zimmerman



BLUW-SH-29R



ITEM #	A	B	DESCRIPTION	DEGREE OF TURN	EYE	CODE
BLUW-SH-25S	12"	25"	Semi-Upright, Straight	0°	34mm	0140430
BLUW-SH-25L	12"	25"	Semi-Upright, Left	8°-10°	34mm	0140430
BLUW-SH-25R	12"	25"	Semi-Upright, Right	8°-10°	34mm	0140430
BLUW-SH-29S	12¾"	29"	Semi-Upright, Straight	0°	36mm	0145640
BLUW-SH-29L	12¾"	29"	Semi-Upright, Left	8°-10°	36mm	0145640
BLUW-SH-29R	12¾"	29"	Semi-Upright, Right	8°-10°	36mm	0145640



MEASUREMENT KEY:

A: Nose to Eye
B: Circumference of the neck
at the atlas

ZEBRA



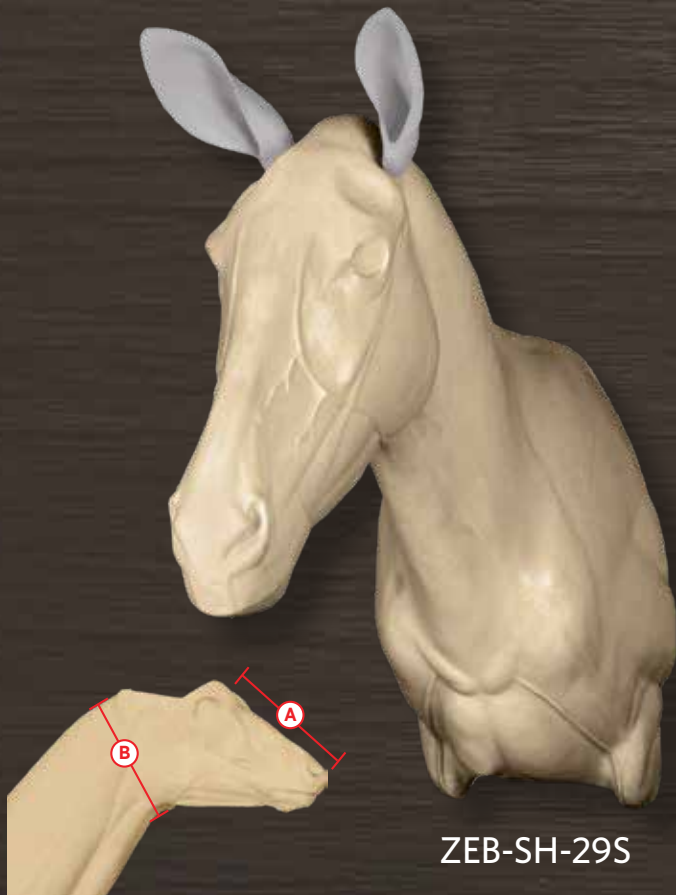
Mount By
Safaris West Studio



ZEB-FP-29R
(Floor Pedestal)



ZEB-SH-29S



ZEB-SH-29S



ZEB-WP-29R
(Wall Pedestal)

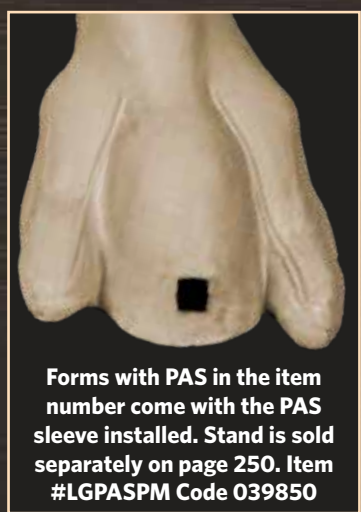
MEASUREMENT KEY:

A: Nose to Eye
B: Circumference of the neck at the atlas

ITEM #	A	B	DESCRIPTION	DEGREE OF TURN	EYE	CODE
ZEB-SH-27L	12"	27"	Semi-Upright, Hard Left	25°	36mm	0146900
ZEB-SH-27R	12"	27"	Semi-Upright, Hard Right	25°	36mm	0146900
ZEB-SH-29S	12¾"	29½"	Semi-Upright, Straight	0°	36mm	0149750
ZEB-SH-29L	12¾"	29½"	Semi-Upright, Hard Left	25°	36mm	0149750
ZEB-SH-29R	12¾"	29½"	Semi-Upright, Hard Right	25°	36mm	0149750

WALL PEDESTALS

ITEM #	A	B	DESCRIPTION	DEGREE OF TURN	EYE	CODE
ZEB-WP-29L	12¾"	29½"	Semi-Upright Wall Pedestal, Hard Left	25°	36mm	0157780
ZEB-WP-29R	12¾"	29½"	Semi-Upright Wall Pedestal, Hard Right	25°	36mm	0157780



Forms with PAS in the item number come with the PAS sleeve installed. Stand is sold separately on page 250. Item #LGPASPM Code 039850

FLOOR PEDESTALS

ITEM #	A	B	DESCRIPTION	DEGREE OF TURN	EYE	CODE
ZEB-FP-29L	12¾"	29½"	Semi-Upright Floor Pedestal, Hard Left	25°	36mm	0165290
ZEB-FP-29L-PAS	12¾"	29½"	Semi-Upright Floor Pedestal, Hard Left with PAS Sleeve	25°	36mm	0212890
ZEB-FP-29R	12¾"	29½"	Semi-Upright Floor Pedestal, Hard Right	25°	36mm	0165290
ZEB-FP-29R-PAS	12¾"	29½"	Semi-Upright Floor Pedestal, Hard Right with PAS Sleeve	25°	36mm	0212890

NORTH AMERICAN LIFE~SIZE FORMS

BEARS BY AARON CONNELLY - WORLD CHAMPION SCULPTOR

Aaron has carefully sculpted these new life-size bears unlike any other. All of Aaron's life-size forms are sculpted over the original skeleton after extensive measurements have been taken from the carcass. Each clay sculpture is test-fitted with the tanned skin from the reference bear.



BLACK BEARS



"....Aaron Connelly's bear form in action. This is an Alberta sow and it fit like a glove on this form. No alteration needed."

Mount By
Jeanette Hall
Alberta, Canada
Form BBLS-646L



Mount By
Wes Good, Wildlife Studios
Pennsylvania
Form BBLS-264R using
BBCORM-165J change-out head



Mount By
Marcus Zimmerman
Form BBLS-165LJ



BBLs-742L



BBLs-646L



BBLs-2247L



BBLs-2147L



BBLs-2331L



BBLs-1850L

Arm pit receives skin with little effort and no cutting



BBLs-1950R

BLACK BEARS
LIFE~SIZE



BBLS-453R



BBLS-1455L



BBLS-555L

Mount By
Adam Smith
Pennsylvania



BBLS-860L



BBLS-860L




BBLs-2059LT



BBLs-360R



BBLs-2059LT



Mount By
Bob Hutchinson
Pennsylvania
BBLs-264R



BBLs-264R

BLACK BEARS LIFE~SIZE



Walking Downhill
BBLs-1164R



Arm pit receives skin with little effort and no cutting.

BBLs-1164R
Mount By
Bob Hutchinson
Pennsylvania



BBLs-165LJ



BBRM-1374L



Mount By
Steve Rolan
Colorado

BBLs-1374L

Mount by
Willie Ungerman
Utah

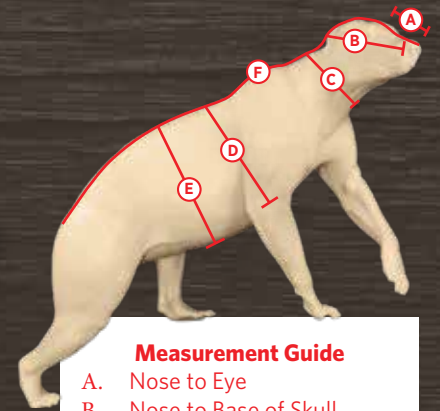
HR50 Rock
see page
196-197



BBLS-1581L



Photo courtesy of
breakthrough magazine



Measurement Guide

- A. Nose to Eye
- B. Nose to Base of Skull
- C. Neck
- D. Chest
- E. Circumference of Belly
- F. Nose to Base of Tail Length

ITEM #	HEAD	EST. LIVE WEIGHT	M/F	A	B	C	D	E	F	DESCRIPTION	EYE SIZE	CODE
BBLS-2331L	Closed	45lbs	Male	3¼"	7¼"	10¼"	20¾"	18¾"	31"	Cub Lying/Standing In Limb, Left Turn, Closed Mouth	12mm	0283820
BBLS-742L	Closed	115lbs	Male	4"	11"	13½"	27"	30"	42"	Walking Uphill Slightly, Left Turn, Closed Mouth	14mm	0427460
BBLS-646L	Closed	125lbs	Female	4½"	11½"	16"	30"	34"	46"	Walking Uphill Slightly, Left Turn, Closed Mouth	14mm	0450960
BBLS-2147L	Closed	125lbs	Female	4½"	10"	16¾"	29¾"	31¼"	46¾"	Lying/Standing In Limb, Left Turn, Closed Mouth	14mm	0505240
BBLS-2247L	Closed	125lbs	Female	4¾"	11½"	16"	29"	32"	47"	Lying/Standing In Limb, Left Turn, Closed Mouth	14mm	0505240
BBLS-1850L	Closed	130lbs	Male	4¾"	11½"	16½"	29"	33½"	50"	Walking Uphill, Left Turn, Closed Mouth	14mm	0478770
BBLS-1950R	Closed	115lbs	Female	4¾"	11½"	16½"	28½"	34"	50"	Walking Uphill, Right Turn, Closed Mouth	14mm	0478770
BBLS-453R	Closed	200lbs	Female	4¾"	12"	20½"	37"	45"	53"	Walking Uphill Slightly, Right Turn, Closed Mouth	14mm	0506580
BBLS-555L	Closed	210lbs	Male	5¼"	12½"	21"	40½"	48"	55"	Walking Uphill Slightly, Left Turn, Closed Mouth	14mm	0517940
BBAGLS-555L	Aggressive	210lbs	Male	5¼"	12½"	21"	40½"	48"	55"	*Walking Uphill Slightly, Left Turn, with Aggressive Change-Out Head and Mohr Detailed Mouth Cup	14mm	0697270
BBLS-1455L	Closed	210lbs	Male	5¼"	12½"	21"	40½"	48"	55"	Walking Down Steep Hill, Left Turn, Closed Mouth	14mm	0497630
BBLS-2059LT	Closed	280lbs	Male	5¾"	13"	22"	35"	41½"	59"	Lying/Standing In Limb, Left Turn, Closed Mouth	16mm	0555810
BBLS-360R	Closed	280lbs	Male	5½"	13"	23"	40"	47"	60"	Walking Uphill Slightly, Right Turn, Closed Mouth	16mm	0520440
BBLS-860L	Closed	280lbs	Male	5¾"	13"	22"	40½"	46¾"	60"	Walking Uphill Slightly, Left Turn, Closed Mouth	16mm	0525120
BBLS-264R	Closed	315lbs	Male	6"	13½"	24"	42"	51"	64"	Walking Uphill Slightly, Right Turn, Closed Mouth	16mm	0578910
BBLS-1164R	Closed	315lbs	Male	6"	13½"	24"	42"	51"	64"	Walking Downhill, Right Turn, Closed Mouth	16mm	0578910
BBLS-165LJ	Relaxed	450lbs	Male	6"	13½"	26½"	46½"	55"	65"	Walking Uphill Slightly, Left Turn, with Relaxed Mouth and Mohr Detailed Mouth Cup	16mm	0766390
BBAGLS-165L	Aggressive	450lbs	Male	6"	13½"	26½"	46½"	55"	65"	*Walking Uphill Slightly, Left Turn, with Aggressive Change-Out Head and Mohr Detailed Mouth Cup	16mm	0792960
BBCM-165L	Closed	450lbs	Male	6"	13½"	26½"	46½"	55"	65"	Walking Uphill Slightly, Left Turn, with Closed Mouth Head	16mm	0606990
BBLS-1374L**	Closed	500lbs	Male	6"	13½"	29"	50"	60"	74"	Walking Uphill Slightly, Left Turn, Closed Mouth	16mm	0801130
BBRM-1374L**	Relaxed	500lbs	Male	6"	13½"	29"	50"	60"	74"	Walking Uphill Slightly, Left Turn, with Relaxed Mouth Head and Mohr Detailed Mouth Cup	16mm	0960480
BBAGLS-1374L**	Aggressive	500lbs	Male	6"	13½"	29"	50"	60"	74"	*Walking Uphill Slightly, Left Turn, with Aggressive Change-Out Head and Mohr Detailed Mouth Cup	16mm	0987040
BBLS-1581L**	Closed	645lbs	Male	5¾"	16"	34½"	56"	67"	81"	Walking Uphill, Left Turn, Closed Mouth	16mm	0964580

*These manikins use a change-out head. Minor adjustments will be needed by the taxidermist to transition back of head to neck.

** Shipped Motorfreight

BLACK BEARS, LIFE-SIZE STANDING



BBLS-1246L
Closed Mouth

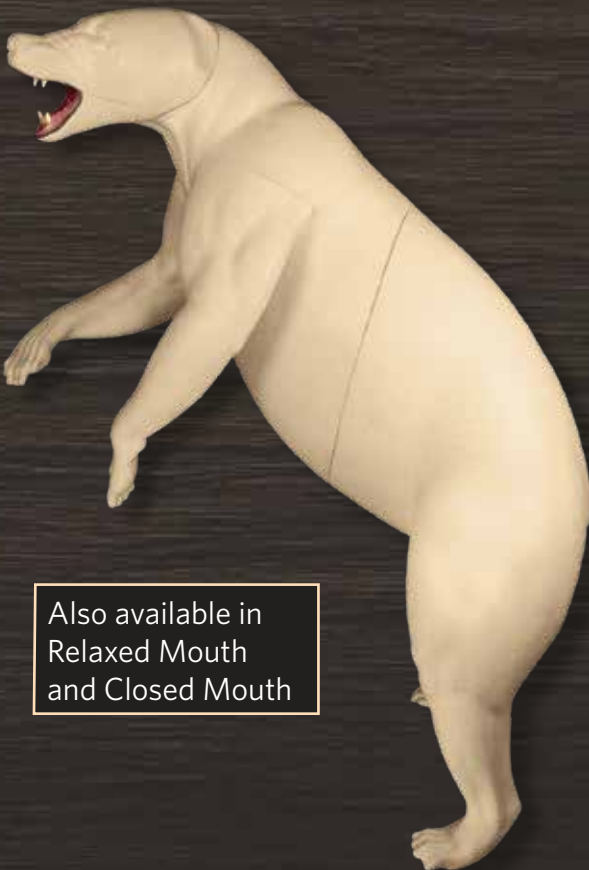


BBAGLS-1246L
Aggressive Mouth



BBAGLS-1055L
Aggressive Mouth

Also available in
Closed Mouth
BBCMLS-1055L



Also available in
Relaxed Mouth
and Closed Mouth



BBAGLS-965L
Aggressive Mouth





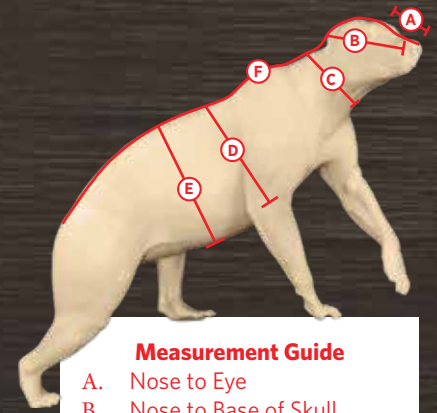
BBLS-1778L



BBLS-1778L



BBLS-1673L



Measurement Guide

- A. Nose to Eye
- B. Nose to Base of Skull
- C. Neck
- D. Chest
- E. Circumference of Belly
- F. Nose to Base of Tail Length

ITEM #	HEAD	EST. LIVE WEIGHT	M/F	A	B	C	D	E	F	DESCRIPTION	EYE SIZE	CODE
BBAGLS-1246L	Aggressive	125lbs.	Female	4½"	11½"	16"	30"	34"	46"	¾ Upright, Left Turn, with Aggressive Head and Mohr Detailed Mouth Cup	14mm	0623630
BBLS-1246L	Closed	125lbs.	Female	4½"	11½"	16"	30"	34"	46"	¾ Upright, Left Turn, Closed Mouth	14mm	0450960
BBAGLS-1055L	Aggressive	210lbs.	Male	5¼"	12½"	21"	40½"	48"	55"	¾ Upright, Left Turn, with Aggressive Head and Mohr Detailed Mouth Cup	14mm	0665800
BBCLMS-1055L	Closed	210lbs.	Male	5¼"	12½"	21"	40½"	48"	55"	*¾ Upright, Left Turn, with Closed Mouth Change-Out Head	14mm	0486470
BBAGLS-965L	Aggressive	450lbs.	Male	6"	13½"	26½"	46½"	55"	65"	¾ Upright, Left Turn, with Aggressive* Head and Mohr Detailed Mouth Cup	16mm	0793110
BBRM-965L	Relaxed	450lbs.	Male	6"	13½"	26½"	46½"	55"	65"	*¾ Upright, Left Turn, with Relaxed Mouth Change-out Head and Mohr Mouth Cup	16mm	0767530
BBCLMS-965L	Closed	450lbs.	Male	6"	13½"	26½"	46½"	55"	65"	*¾ Upright, Left Turn, with Closed Mouth Change-Out Head	16mm	0606990
BBLS-1673L**	Closed	500lbs.	Male	5¾"	14"	30½"	52"	61"	73"	Standing Upright, Slight Left Turn, Closed Mouth	16mm	0964580
BBLS-1778L**	Closed	615lbs.	Male	5¾"	16"	35"	56"	70"	78"	Standing Upright, Slight Left Turn, Closed Mouth	16mm	01078130

*These manikins use a change-out head. Minor adjustments will be needed by the taxidermist to transition back of head to neck.
 ** Shipped Motorfreight


BLACK BEAR HALF LIFE~SIZE, 3/4 UPRIGHT AGGRESSIVE



BBAGHL-1246L



BBAGHL-1055L



BBAGHL-1055L

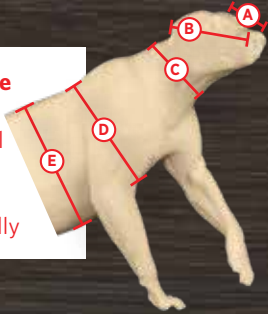


BBAGHL-965L

BLACK BEAR HALF LIFE~SIZE, 3/4 UPRIGHT CLOSED MOUTH

Measurement Guide

- A. Nose to Eye
- B. Nose to Base of Skull
- C. Neck
- D. Chest
- E. Circumference of Belly



BBHL-1246L



ITEM #	HEAD	EST. LIVE WEIGHT	M/F	A	B	C	D	E	DESCRIPTION	EYE SIZE	CODE
BBAGHL-1246L	Aggressive	125lbs.	Female	4 1/2"	11 1/2"	16"	30"	34"	3/4 Upright, Left Turn, with Aggressive Head and Mohr Detailed Mouth Cup	14mm	0453780
BBHL-1246L	Closed	125lbs.	Female	4 1/2"	11 1/2"	16"	30"	34"	3/4 Upright, Left Turn, Closed Mouth	14mm	0270800
BBAGHL-1055L	Aggressive	210lbs.	Male	5 1/4"	12 1/2"	21"	40 1/2"	48"	3/4 Upright, Left Turn, with Aggressive Head and Mohr Detailed Mouth Cup	14mm	0471210
BBHL-1055L	Closed	210lbs.	Male	5 1/4"	12 1/2"	21"	40 1/2"	48"	*3/4 Upright, Left Turn, with Closed Mouth Change-out Head	14mm	0291880
BBAGHL-965L	Aggressive	450lbs.	Male	6"	13 1/2"	26 1/2"	46 1/2"	55"	3/4 Upright, Left Turn, with Aggressive Head and Mohr Detailed Mouth Cup	16mm	0553560
BBRMHL-965L	Relaxed	450lbs.	Male	6"	13 1/2"	26 1/2"	46 1/2"	55"	*3/4 Upright, Left Turn, with Relaxed Mouth Change-out and Mohr Detailed Mouth Cup	16mm	0523580
BBMHL-965L	Closed	450lbs.	Male	6"	13 1/2"	26 1/2"	46 1/2"	55"	*3/4 Upright, Left Turn, with Closed Mouth Change-out Head	16mm	0364190

*These manikins use a change-out head. Minor adjustments will be needed by the taxidermist to transition back of head to neck.

BLACK BEAR

HALF LIFE~SIZE, FRONT FOOT ON THE GROUND



BBHL-860L
Sharp Left Turn



BBHL-360R
Front Foot on Ground



BBHL-264R



BBHL-1164R
Walking Slightly Downhill



BBHL-165L



BBRMHL-1374L

ITEM #	HEAD	EST. LIVE WEIGHT	M/F	A	B	C	D	E	DESCRIPTION	EYE SIZE	CODE
BBHL-360R	Closed	280lbs.	Male	5½"	13"	23"	40"	42"	Right Turn, Closed Mouth	16mm	0312250
BBHL-860L	Closed	280lbs.	Male	5¾"	13"	22"	40½"	44"	Left Turn, Left Foot Raised, Closed Mouth	16mm	0315070
BBHL-264R	Closed	315lbs.	Male	6"	13½"	24"	42"	51"	Right Turn, Closed Mouth	16mm	0347360
BBHL-1164R	Closed	315lbs.	Male	6"	13½"	24"	42"	51"	Walking Downhill Slightly, Right Turn, Closed Mouth	16mm	0347360
BBHL-165L	Relaxed	450lbs.	Male	6"	13½"	26½"	46½"	55"	Left Turn, with Relaxed Mouth with Mohr Detailed Mouth Cup	16mm	0486960
BBAGHL-165L	Aggressive	450lbs.	Male	6"	13½"	26½"	46½"	55"	*Left Turn, with Aggressive Change-Out Head with Mohr Detailed Mouth Cup	16mm	0547640
BBCMHL-165L	Closed	450lbs.	Male	6"	13½"	26½"	46½"	55"	Left Turn, Closed Mouth	16mm	0364190
BBHL-1374L	Closed	500lbs.	Male	6"	13½"	29"	50"	60"	Left Turn, Closed Mouth	16mm	0480700
BBRMHL-1374L	Relaxed	500lbs.	Male	6"	13½"	29"	50"	60"	Left Turn, with Relaxed Mouth Head with Mohr Detailed Mouth Cup	16mm	0640100
BBAGHL-1374L	Aggressive	500lbs.	Male	6"	13½"	29"	50"	60"	*Left Turn, with Aggressive Change-Out Head with Mohr Detailed Mouth Cup	16mm	0667680
BBHL-1581L	Closed	645lbs.	Male	5¾"	16"	34½"	56"	67"	Walking Uphill, Left Turn, Closed Mouth	16mm	0675210

*These manikins use a change-out head. Minor adjustments will be needed by the taxidermist to transition back of head to neck.

GRIZZLY/BROWN BEAR

BY AARON CONNELLY



GB-2100CM
Walking Uphill,
Slight Left Turn, Closed Mouth



GB-187J
Relaxed Open Mouth



GBRM-2100J
Walking Uphill, Slight Left Turn,
Relaxed Open Mouth



GB-687J
Relaxed Open Mouth




GB-1295L
Coming Soon



Mount By
Dewey
Wildlife
Studio
Cody, WY



GBRM-782RJ
Relaxed Open Mouth



GB-876L

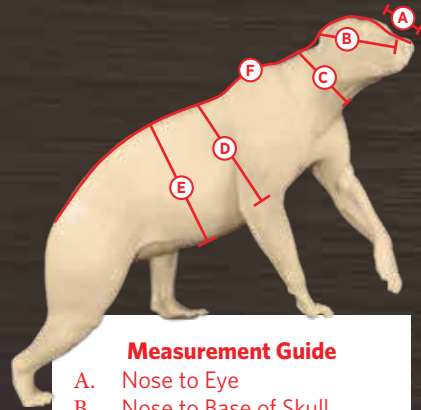
GB-1170L



GB-570CM
Walking Downhill



GB-570CM
Mount By
Bob Hutchinson
Pennsylvania



Measurement Guide

- A. Nose to Eye
- B. Nose to Base of Skull
- C. Neck
- D. Chest
- E. Circumference of Belly
- F. Nose to Base of Tail Length



GB-382CM

Grizzly/Brown change-out heads on page 144 and 148



GB-382CM
Mount By
Zimmerman Wildlife
Pennsylvania

ITEM #	HEAD	A	C	D	E	F	DESCRIPTION	EYE	CODE
GB-570CM	Closed	6¾"	26"	48"	56"	70"	Walking Downhill, Left Turn, Closed Mouth	18mm	0757860
GB-1170L	Closed	6¾"	26½"	50"	56"	70"	Walking Uphill, Left Turn Closed Mouth	18mm	0757860
GB-876L	Closed	6⅞"	28"	51"	61"	76"	Walking Uphill, Left Turn Closed Mouth	18mm	01185640
GB-382CM	Closed	7"	31"	53"	64"	82"	Walking Uphill, Left Turn, Closed Mouth	18mm	01394370
GBRM-382J	Relaxed	7"	31"	53"	64"	82"	Walking Uphill, Left Turn, Relaxed Mouth, with Mohr Detailed Mouth Cup	18mm	01556700
GB-782R	Closed	7"	31"	53"	64"	82"	Closed Mouth, Walking Uphill, Right Turn	18mm	01394370
GBRM-782RJ	Relaxed	7"	31"	53"	64"	82"	Walking Uphill, Right Turn, Relaxed Mouth, with Mohr Detailed Mouth Cup	18mm	01556700
GB-187J	Relaxed	7½"	35"	60"	67"	87"	Walking Uphill, Left Turn, with Relaxed Mohr Detailed Mouth Cup	20mm	01675220
GB-187CM	Closed	7½"	35"	60"	67"	87"	Walking Uphill, Left Turn, Closed Mouth	20mm	01502280
GB-687R	Closed	7½"	35"	60"	67"	87"	Closed Mouth, Walking Uphill, Right Turn	20mm	01502280
GB-687RJ	Relaxed	7½"	35"	60"	67"	87"	Walking Uphill, Right Turn, with Relaxed Mohr Detailed Mouth Cup	20mm	01675220
GB-1295L NEW	Closed	8½"	36"	62"	75"	95"	Walking Uphill, Left Turn, Closed Mouth		Coming Soon
GB-2100CM	Closed	8"	37"	65"	78"	100"	Closed Mouth, Walking Uphill, Left Turn	20mm	01667180
GBRM-2100J	Relaxed	8"	37"	65"	78"	100"	Walking Uphill, Left Turn, Relaxed Mouth, with Mohr Detailed Mouth Cup	20mm	01906940
GB-2100CM-858	Closed	8⅝"	37"	65"	78"	100"	Closed Mouth, Walking Uphill, Left Turn. Same manikin as GB-2100CM but with 8⅝" x 22" Closed Mouth Change-out Head	20mm	01669270

All Shipped Motorfreight

GRIZZLY/BROWN BEAR STANDING UPRIGHT, LEFT TURN



GB-976L

Mount by
Sugar Creek Taxidermy
Red Deer, AB, Canada
(Slightly Altered)

GB-976L



GB-976L

GB-1084L

ITEM #	HEAD	A	C	D	E	F	DESCRIPTION	EYE	CODE
GB-976L	Closed	6 7/8"	28"	51"	61"	76"	Upright, Left Turn	18mm	01185640
GB-1084L	Closed	7"	36"	58"	71"	84"	Upright, Left Turn	18mm	01447680

All Shipped Motorfreight

Grizzly / Brown Bear
change-out heads on
page 144 and 148



GBAGLS-487J

GBRMLS-487J

GBCMLS-487



Mount By
Timber Ridge
Taxidermy Studio
Ralston, WY



GBRMLS-487J

Mount By
Zimmerman Wildlife
Pennsylvania

ITEM #	HEAD	A	C	D	E	F	DESCRIPTION	EYE	CODE
GBAGLS-487J	Aggressive	7½"	35"	60"	67"	87"	Standing Aggressive 3/4 Upright Left Turn, with Mohr Detailed Mouth Cup	20mm	01737480
GBRMLS-487J	Relaxed	7½"	35"	60"	67"	87"	*Standing 3/4 Upright, Left Turn, with Relaxed Mouth Change-Out Head and Mohr Detailed Mouth Cup	20mm	01689530
GBCMLS-487	Closed	7½"	35"	60"	67"	87"	*Standing 3/4 Upright, Left Turn, with Closed Mouth Change-Out Head	20mm	01502630

*Minor adjustment needs to be made by taxidermist to transition back of head to neck.

All Shipped Motorfreight

DEER, WHITETAIL LIFE-SIZE

BY AARON CONNELLY AND VIC HEINCKER



WTLS-256R
Upright



WTLS-167L
Semi-Upright



WTLS-256RSS
Hard Right



WTLS-256RSS
Mount By
Sugar Creek Taxidermy
Red Deer, AB, Canada



Mount by
Hutch's Taxidermy with
Vince Spellane,
Jamie Cameron
and Jason Confer
Pennsylvania



WTLS-256RSN
Sneak



NEW
WTLS-468L
Sneak



WTLS-364R
Semi-Upright



WTLS-167LS
Sneak

Measurement Guide

- A. Nose to Eye
- C. Neck
- E. Circumference of Belly
- F. Nose to Base of Tail Length



ITEM #	A	C	E	F	DESCRIPTION	SCULPTOR	EYE	CODE
WDLS-151L	6"	13"	31"	51"	Doe Standing Semi-Upright, Left Turn	V. Heincker	28mm	0443250
WTLS-256R	7"	18"	39"	56"	Standing Upright, Right Turn	V. Heincker	32mm	0461970
WTLS-256RSN	7"	18"	39"	56"	Standing Sneak, Right Turn	V. Heincker	32mm	0461970
WTLS-256RSS	7"	18"	39"	56"	Standing Upright, Hard Right Turn	V. Heincker	32mm	0461970
WTLS-364R	7 ⁵ / ₈ "	20"	44"	64"	Standing Upright, Right Turn	A. Connelly	32mm	0542670
WTLS-167L	7 ³ / ₄ "	22"	48"	67"	Standing Semi-Upright, Left Turn	A. Connelly	32mm	0555530
WTLS-167LS	7 ³ / ₄ "	22"	48"	67"	Standing Sneak, Left Turn	A. Connelly	32mm	0555530
WTLS-468L NEW	7 ¹ / ₂ "	23 ³ / ₄ "	50"	68"	Walking, Sneak, Right Front Leg Raised, Left Turn	V. Heincker	32 mm	0572200

WDLS-151L

DEER, WHITETAIL HALF LIFE~SIZE



WTHLS-256R
Upright



WTHLS-167L
Semi-Upright



WTHLS-256RSS
Hard Right

ITEM #	A	C	E	DESCRIPTION	SCULPTOR	EYE	CODE
WTHLS-256R	7"	18"	39"	Standing Upright, Right Turn, ½ Life-Size	V. Heincker	32mm	0277170
WTHLS-256RSN	7"	18"	39"	Standing Sneak, Right Turn, ½ Life-Size	V. Heincker	32mm	0277170
WTHLS-256RSS	7"	18"	39"	Standing Upright, Hard Right Turn, ½ Life-Size	V. Heincker	32mm	0277170
WTHLS-364R	7 ⁵ / ₈ "	20"	44"	Standing Upright, Right Turn, ½ Life-Size	A. Connelly	32mm	0325360
WTHLS-167L	7 ³ / ₄ "	22"	48"	Standing Semi-Upright, Left Turn, ½ Life-Size	V. Heincker	32mm	0333320
WTHLS-167LS	7 ³ / ₄ "	22"	48"	Standing Sneak, Left Turn, ½ Life-Size	A. Connelly	32mm	0333320

MULE DEER LIFE~SIZE



MDLS-169R
Semi-Upright



MDLS-169RS
Sneak Right Turn

ITEM #	A	C	E	F	DESCRIPTION	SCULPTOR	EYE	CODE
MDLS-169R	7 ⁵ / ₈ "	23 ¹ / ₂ "	51"	69"	Standing Semi-Upright, Right Turn	A. Connelly	32mm	0579090
MDLS-169RS	7 ⁵ / ₈ "	23 ¹ / ₂ "	51"	69"	Standing Sneak, Right Turn	A. Connelly	32mm	0579090

MOUNTAIN LIONS

BY AARON CONNELLY

Aaron Connelly's life-size forms fit like no other forms available. They feature the correct anatomy sculpted into the arm pit and groin areas, making it easier for the form to receive the skin with a perfect fit and little effort. No relief cuts are needed. This will enable the taxidermist to save time and ensure easier and proper skin placement.




AARON CONNELLY
LIFE-SIZE FORMS ARE OFFERED
EXCLUSIVELY THROUGH HEAD
QUARTERS TAXIDERMISTRY SUPPLY



Close up of MTL-451R mount
by Aaron Connelly



Close up of MTL-657R mount
by Steve Kinker



MTL-451R
Mount by
Aaron Connelly
Wyoming



MTL-657R
Mount by
Kinker's Taxidermy
& Wildlife Art
Indiana



Mount by
Jerry Huffaker
Texas




MTL-1048R



MTL-1151L



MTL-755R
Mount By
Branden O'Hare
Nebraska




MTL-755R
Best of Category, Pre-Sculpted Division
2011 World Taxidermy Championship



MTL-1753R



MTL-1548R



Mount by
Leland Reinier
Colorado



MTL-755R
Mount By
Marcus Zimmerman
Pennsylvania

FLEXIBLE MOUNTAIN LION TAILS

BY AARON CONNELLY

Each tail is made with eight gauge wire to help shape the tail and anchor it to the form.

ITEM#	DESCRIPTION	CODE
MLFT-29	29" Flexible Tail	039950
MLFT-32	32" Flexible Tail	040540
MLFT-34	34" Flexible Tail	042920
MLFT-36	36" Flexible Tail	044720



MOUNTAIN LIONS

Save time: No relief cuts needed for easy and proper skin placement.



MTL-1348L



MTL-1348L
Mount By
Clete's Taxidermy
Pennsylvania



MTL-451R



MTL-451R
Mount By
Paul Klar Cat Tracks Wildlife
Montana
(slightly altered)



MTL-848L



MTL-848L
Mount By
Leland Reinier
Colorado

MOUNTAIN LIONS



MTL-1453L



MTL-1652LT



MTL-1853L
NEW



MTL-257R
Mount by
Zimmerman Wildlife
Pennsylvania



Mount by
Leland Reiner
Colorado
Shown with
MLCORM-312
change-out Head



MTL-257R

MTL-657R

Mount By
Leland Reinier
Colorado




MTL-657R

Mount By
Marcus
Zimmerman
Pennsylvania



MTL-956L



ITEM #	A	D	E	F	DESCRIPTION	EYE	CODE
MTL-1048R	3"	28"	30"	48"	Female, Walking Uphill, Right Turn	24mm	0377500
MTL-848L	3"	28½"	31½"	48"	Female, Walking Downhill, Left Turn	24mm	0422200
MTL-1548R	3"	28"	30"	48"	Female, Aggressive, Snarling/Striking, Right Turn, with Mohr Detailed Mouth Cup	24mm	0593020
MTL-1348L	3"	28½"	31½"	48"	Steep Downhill, Left Turn	24mm	0430400
MTL-1151L	3⅞"	27"	30"	51"	Male, Standing Up Hill, Left Turn	26mm	0440910
MTL-451R	3½"	30"	36"	51"	Male, Climbing Downhill-Slight, Right Turn	24mm	0436820
MTL-1652LT	3½"	30"	33"	52"	Male, Front High, Left Turn, Hanging/Lying on Limbs	26mm	0510400
MTL-1853L NEW	3½"	32"	35"	53"	Male, Lying Down, Left Turn	24 mm	0478670
MTL-1753R	3½"	32"	35½"	53"	Male, Stalking, Right Turn	24mm	0458190
MTL-1253R	3½"	33"	36"	53"	Male, Aggressive Snarling/Striking, Right Turn, with Mohr Detailed Mouth Cup	26mm	0604930
MTL-153R	3½"	33"	36"	53"	Male, Climbing Up, Right Turn	26mm	0453790
MTL-1453L	3½"	33½"	35½"	53"	Running, Slight Open Mouth Panting, Left Turn	26mm	0624110
MTL-755R	3½"	33"	36"	55"	Male, Stalking, Right Turn	26mm	0473670
MTL-956L	3⅞"	32"	35½"	56"	Male, Climbing Up, Left Turn	26mm	0473670
MTL-657R	3⅞"	34"	37½"	57"	Male, Aggressive Snarling/Striking, Right Turn, with Mohr Detailed Mouth Cup	28mm	0620360
MTL-257R	3⅞"	36"	40"	57"	Male, Standing Over Kill Angled Down, Right Turn	28mm	0461970

Measurement Guide

- A. Nose to Eye
- D. Chest
- E. Circumference of Belly
- F. Nose to Base of Tail Length

Mountain Lion Tails Sold Separately

ROCKY MOUNTAIN BIG HORN SHEEP

BY DAWAYNE DEWEY AND VIC HEINCKER



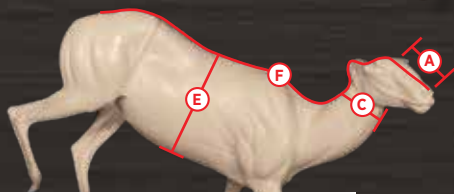
RMBH-1
Mount By
Dawayne Dewey
Wyoming



RMBH-2



RMBH-1



Measurement Guide

- A. Nose to Eye
- C. Neck
- E. Circumference of Belly
- F. Nose to Base of Tail Length



RMBH-1
Mounty by
Zimmerman
Wildlife
Martinsburg, PA

ITEM #	A	C	E	F	DESCRIPTION	SCULPTOR	EYE	CODE
RMBH-1	8¼"	18"	48"	62½"	Coming Downhill, Right Turn	Dawayne Dewey	34mm	0607860
RMBH-2	7¾"	18"	50"	61"	Walking Slightly Uphill, Left Turn	Vic Heincker	34mm	0607860

DALL SHEEP LIFE~SIZE

BY DAWAYNE DEWEY

Three head and neck positions and two leg positions



STRAIGHT LEFT LEG

DLLS-61HXRT

ITEM #	A	C	E	F	DESCRIPTION	EYE	CODE
DLLS-61	7¼"	17½"	46"	61"	Very Slight Right Turn	34mm	0544130
DLLS-61R	7¼"	17½"	46"	61"	Quarter Turn to the Right	34mm	0544130
DLLS-61HXR	7¼"	17½"	46"	61"	Hard Right Turn	34mm	0544130

TUCKED LEFT LEG

ITEM #	A	C	E	F	DESCRIPTION	EYE	CODE
DLLS-61T	7¼"	17½"	46"	61"	Very Slight Right Turn	34mm	0544130
DLLS-61RT	7¼"	17½"	46"	61"	Quarter Turn to the Right	34mm	0544130
DLLS-61HXRT	7¼"	17½"	46"	61"	Hard Right Turn	34mm	0544130

DLLS-61

Mount by

Dawayne Dewey

2011 World Taxidermy
Competition Winner of
Master of Masters



DLLS-61

Mount by
Sugar Creek
Taxidermy
Red Deer,
AB, Canada



DALL SHEEP HALF LIFE~SIZE

STRAIGHT LEFT LEG

ITEM #	A	C	E	DESCRIPTION	EYE	CODE
DLHLS-61	7¼"	17½"	46"	Very Slight Right Turn	34mm	0380720
DLHLS-61R	7¼"	17½"	46"	Quarter Turn to the Right	34mm	0380720
DLHLS-61HXR	7¼"	17½"	46"	Hard Right Turn	34mm	0380720

TUCKED LEFT LEG

ITEM #	A	C	E	DESCRIPTION	EYE	CODE
DLHLS-61T	7¼"	17½"	46"	Very Slight Right Turn	34mm	0380720
DLHLS-61RT	7¼"	17½"	46"	Quarter Turn to the Right	34mm	0380720
DLHLS-61HXRT	7¼"	17½"	46"	Hard Right Turn	34mm	0380720



DLLS-61

DALL SHEEP

BY VIC HEINCKER



DLLS-54



DLLS-54
Mount By
Wellers Wildlife Studio
Tucson, AZ
(slightly altered)

Weller's Wildlife Studio, Inc.
Established in 1929

ITEM #	A	C	E	F	DESCRIPTION	EYE	CODE
DLLS-54	7 3/8"	17 1/2"	49"	54"	Walking Downhill, Slight Left Turn	34mm	0544130

DESERT BIGHORN

BY DAWAYNE DEWEY



DBLS-154L

DBLS-154L
Mount By
Tracy Jacobson
Utah



DBLS-156R

ITEM #	A	C	E	F	DESCRIPTION	EYE	CODE
DBLS-154L	8"	17 1/2"	42"	54"	Walking Downhill, Left Turn	34mm	0544130
DBLS-156R	7 3/4"	16 3/4"	42"	56"	Front High, Right Turn	34mm	0607860

SCROTUMS



By Vic Heincker
SH-SCR-M
5 1/2" x 9 3/4"
Code 018170



By Dawayne Dewey
SH-SCR
5 1/2" x 11 1/2"
Code 018170

DESERT BIGHORN

BY VIC HEINCKER



DBH-LS-254R



DBH-LS-354L



DBH-LS-254RSN



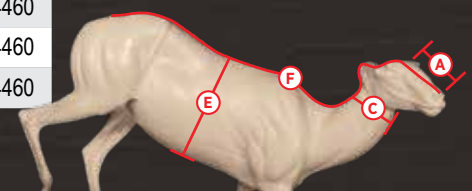
DBHLS-61R

LIFE-SIZE

ITEM#	A	C	E	F	DESCRIPTION	EYE	CODE
DBH-LS-254R	7¾"	17¼"	43"	54"	Walking Slightly Uphill, Right Turn	32mm	0544460
DBH-LS-254RSN	7¾"	17¼"	43"	54"	Walking Slightly Uphill, Slightly Right, Full Sneak	32mm	0544460
DBH-LS-354L	7½"	17"	44"	54¾"	Lying Down, Left Turn	32mm	0544460

HALF LIFE-SIZE

ITEM#	A	C	E	DESCRIPTION	EYE	CODE
DBHLS-61R	7¾"	17¼"	43"	Upright, Right Turn	32mm	0380880
DBHLS-61RSN	7¾"	17¼"	43"	Slightly Right, Full Sneak	32mm	0380880



Measurement Guide

- A. Nose to Eye
- C. Neck
- E. Circumference of Belly
- F. Nose to Base of Tail Length

AFRICAN LIFE~SIZE FORMS

BY CLIFF HALES

BUSHBUCK



BUB-LS-152S



BUB-LS-152S



BUB-LS-152S

ITEM#	A	B	C	D	E	F	DESCRIPTION	EYE	CODE
BUB-LS-152S	5"	10½"	15½"	35"	38½"	51½"	Standing, Straight	26 mm	0424670

STEINBOK



STB-LS-30R



STB-LS-30R

ITEM#	A	B	C	D	E	F	DESCRIPTION	EYE	CODE
STB-LS-30R	2⅞"	6"	6⅝"	19⅞"	20¾"	30½"	Right Turn	18 mm	0273650

EXOTIC & SOUTH PACIFIC LIFE-SIZE FORMS

AXIS

BY VIC HEINCKER



AX-LS-159R



AX-LS-159SN



AX-LS-159HDR

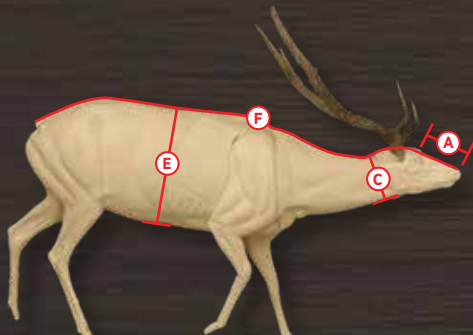
AXIS LIFE~SIZE



AX-LS-159SNL



AX-LS-159HDRL



Measurement Guide

- A. Nose to Eye
- C. Neck
- E. Circumference of Belly
- F. Nose to Base of Tail Length

STRAIGHT RIGHT LEG

ITEM#	A	C	E	F	DESCRIPTION	EYE	CODE
AX-LS-159R	6¼"	19"	41"	57¼"	Slight Right Turn	32 mm	0499550
AX-LS-159HDR	6¼"	19"	41"	57¼"	Hard Right Turn	32 mm	0499550
AX-LS-159SN	6¼"	19"	41"	57¼"	Full Sneak	32 mm	0499550

RAISED RIGHT LEG

ITEM#	A	C	E	F	DESCRIPTION	EYE	CODE
AX-LS-159RL	6¼"	19"	41"	57¼"	Slight Right Turn	32 mm	0499550
AX-LS-159HDRL	6¼"	19"	41"	57¼"	Hard Right Turn	32 mm	0499550
AX-LS-159SNL	6¼"	19"	41"	57¼"	Full Sneak	32 mm	0499550



AX-LS-159RL

AXIS HALF LIFE~SIZE

HALF LIFE-SIZE WITH STRAIGHT RIGHT LEG

ITEM#	A	C	E	DESCRIPTION	EYE	CODE
AXHLS-159R	6¼"	19"	41"	Slight Right Turn	32 mm	0349700

HALF LIFE-SIZE WITH RAISED RIGHT LEG

ITEM#	A	C	E	DESCRIPTION	EYE	CODE
AXHLS-159RL	6¼"	19"	41"	Slight Right Turn	32 mm	0349700



AXHLS-159R
Straight Right Leg



AXHLS-159RL
Raised Right Leg

IBEX

BY DAWAYNE DEWEY



IB-LS-155S

Mount by
Zimmerman Wildlife
Martinsburg, PA



IB-LS-155S



ITEM#	A	C	E	F	DESCRIPTION	EYE	CODE
IB-LS-155S	6¼"	19"	39"	55"	Walking Downhill, Straight	32 mm	0519300

SMALL MAMMALS



Vic won "Best In World" in Live Sculpting Division, 2001

In addition to small mammals, Vic has been sculpting life-size forms which include Whitetail, Axis, Rocky Mountain, Dall and Desert Bighorn Sheep. As Vic completes new pieces we will add them to our online store at HQTaxidermy.com.



BADGER



BGR-LS-01



BGR-LS-02

(Shown on base HB-11)
See page 192

ITEM #	SCULPTED BY	A	E	F	DESCRIPTION	EYE SIZE	CODE
BGR-LS-01	Vic Heincker	2½"	18¾"	21¼"	Coming Down	14 mm	095370
BGR-LS-02	Vic Heincker	2¾"	16¾"	25"	Sitting	14 mm	097670

BEAVER



BV-LS-01



BV-LS-02



BV-LS-03

ARTIFICIAL BEAVER TAIL

ITEM #	DESCRIPTION	CODE
BVTL-SM	9¼" x 4" (Fits BV-LS-03)	043300
BVTL-ML	11¼" x 5" (Fits BV-LS-01 and 02)	046680



Made of hard formable rubber

ARTIFICIAL BEAVER FEET

ITEM #	DESCRIPTION	CODE
BVFT-SM	Small (Fits BV-LS-03)	019410
BVFT-ML	Medium/Large (Fits BV-LS-01 and 02)	021650



Beaver forms can be mounted using a case skinned hide with a small foot relief cut.

Beaver tails and feet are sold separately.

ITEM #	SCULPTED BY	A	E	F	DESCRIPTION	EYE SIZE	CODE
BV-LS-01	Vic Heincker	2¾"	30½"	32½"	Standing on Hind Legs, Left Turn (40 lb. Live Weight)	12 mm	0143490
BV-LS-02	Vic Heincker	2½"	29"	28"	Standing on Hind Legs, Right Turn (32 lb. Live Weight)	12 mm	0129330
BV-LS-03	Vic Heincker	2¼"	23"	21¾"	Standing on Hind Legs, Left Turn (26 lb Live Weight)	12 mm	092720

BOBCATS

Mount by
Page Nethercutt
(altered rear left leg)



Bobcat change-out heads on page 147.

BC-LS-11



BC-LS-02



BC-LS-23
NEW



BC-LS-10



BC-LS-09

(Shown on limb TL-132)
with added pine branch
See page 193



BC-LS-12



BC-LS-13
(½" Support Rod)



BC-LS-13
(½" Support Rod)



BC-LS-13
Mount by
Staghead Studios
Boerne, TX

See page 147
for relaxed mouth
change-out heads



Mount by
Jeremy Simon
West Virginia



BC-LS-15



BC-LS-05



BC-LS-16



(Shown with BCCO-112J, Change-out
head sold separately on page 147)



BC-LS-14

BOBCATS



BC-LS-04



(Shown with BCCO-178J change-out head which is sold separately on page 147)



BC-LS-18


Mount by
CJ Fegan
Fegan's Taxidermy
(altered to open mouth)



BC-LS-01




BC-LS-08



BC-LS-17
($\frac{3}{8}$ " Support Rod)

SEE PAGE 147 FOR
RELAXED MOUTH
BOBCAT CHANGE-OUT
HEAD



CB-04



BC-LS-06



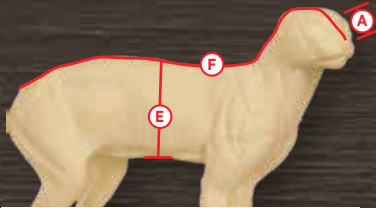
BC-LS-21



BC-LS-03



CB-08



Measurement Guide

- A. Nose to Eye
- E. Circumference of Belly
- F. Nose to Base of Tail Length



BC-LS-07



BC-LS-22

ITEM #	SCULPTED BY	A	E	F	DESCRIPTION	EYE SIZE	CODE
CB-08	Chris Bamhardt	1 5/8"	13"	28"	Leaping, Right Turn	16 mm	096840
CB-04	Chris Bamhardt	1 5/8"	14"	29"	Lying Down	16 mm	098910
BC-LS-01	Vic Heincker	2"	17 1/2"	28 1/4"	Climbing Down	16 mm	0104520
BC-LS-02	Vic Heincker	1 7/8"	18 1/2"	28 1/2"	Lying on Limb, Left Turn	16 mm	0104520
BC-LS-03	Vic Heincker	1 5/8"	15 1/2"	26"	Crouching, Front Elevated	14 mm	0102160
BC-LS-04	Vic Heincker	2 1/8"	16 1/2"	30"	Stalking	16 mm	0105710
BC-LS-05	Vic Heincker	1 3/4"	17 1/2"	29"	Crouching, Front Low	16 mm	0104520
BC-LS-06	Vic Heincker	1 3/4"	16 1/2"	27 3/4"	Front Elevated High, Very Slight Right Turn	16 mm	0104520
BC-LS-07	Vic Heincker	1 3/4"	18"	30 1/4"	Crouching, Front Elevated	16 mm	0105710
BC-LS-08	Vic Heincker	1 1/2"	18 1/2"	29 1/4"	Climbing Down Steep Incline	16 mm	0105710
BC-LS-09	Vic Heincker	1 1/2"	15"	25 1/4"	Lying on Limb, Right Turn	14 mm	099800
BC-LS-10	Vic Heincker	1 3/8"	12"	21 3/4"	Climbing Down	12 mm	092720
BC-LS-11	Vic Heincker	1 1/2"	14 1/2"	26 3/8"	Climbing Down Tree	14 mm	0103350
BC-LS-12	Vic Heincker	1 5/8"	14 3/8"	22 3/4"	Climbing Down	14 mm	093890
BC-LS-13	Vic Heincker	2"	17 1/2"	31 1/2"	Running (1/2" Support Rod)	16 mm	0117510
BC-LS-14	Vic Heincker	1 3/4"	16 1/2"	28 1/2"	Walking Down, 45° Incline	16 mm	0104520
BC-LS-15	Vic Heincker	1 7/8"	18"	32"	Stepping Down, Left Foot Forward	16 mm	0108070
BC-LS-16	Vic Heincker	2"	18 1/4"	30"	On All Fours, Left Turn	16 mm	0105710
*BC-LS-17	Vic Heincker	2"	15 5/8"	30 1/2"	Leaping (3/8" Support Rod)	16 mm	0108640
*BC-LS-18	Vic Heincker	1 5/8"	13 3/4"	26 1/2"	Leaping (3/8" Support Rod)	16 mm	0103940
BC-LS-19	Vic Heincker	1 1/2"	15 5/8"	28"	Climbing Up, Slight Left Turn	16 mm	0104520
BC-LS-20	Vic Heincker	1 5/8"	14 1/2"	28 3/8"	Sitting on Limb, Slight Left Turn	16 mm	0104520
BC-LS-21	Vic Heincker	2"	18 1/4"	30"	Standing, Front Leg Raised, Left Turn	16 mm	0105710
BC-LS-22	Vic Heincker	2"	18 1/2"	33"	Lying on Limb, Slight Left Turn	20 mm	0112420
BC-LS-23 NEW	Vic Heincker	1 1/4"	12 1/4"	21 1/4"	Female, Walking Down Steep Incline, Straight	14 mm	092720



BC-LS-20



BC-LS-19

* These forms can be mounted using a case skinned with a small foot relief cut.

COYOTES



Mount by
Jeremy Simon
West Virginia



CY-LS-08



CY-LS-07



CY-LS-05



(CY-LS-09 with CYCO-412J
Change-out Head)



CY-LS-09



CY-LS-10



See page 147
for howling coyote
change-out head



CY-LS-06



(Shown with
CYCO-412J
change-out head
sold separately)

CY-LS-06



Mount by
Bill Motzer
Pennsylvania
(slightly altered)



CY-LS-02



CY-LS-03



CY-LS-02

COYOTES



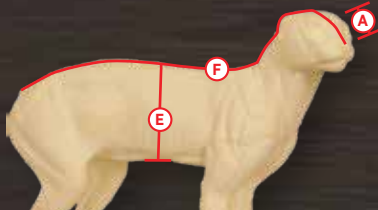
CY-LS-04



CY-LS-03



CY-LS-01



Measurement Guide

- A. Nose to Eye
- E. Circumference of Belly
- F. Nose to Base of Tail Length



CB-05

ITEM #	SCULPTED BY	A	E	F	DESCRIPTION	EYE SIZE	CODE
CB-05	Chris Barnhardt	3¾"	18½"	32½"	Lying Down	16 mm	0147630
CY-LS-01	Vic Heincker	4¾"	20½"	35"	Coming Downhill, Left Turn	16 mm	0147630
CY-LS-02	Vic Heincker	4"	21½"	36½"	Sitting, Slight Right Turn	16 mm	0164760
CY-LS-03	Vic Heincker	3¾"	16¼"	28¼"	Walking Downhill, Neck Slightly Tilted to the Left	14 mm	0148220
CY-LS-04	Vic Heincker	4⅛"	21½"	37"	Walking Straight, Left Foot Raised	16 mm	0143490
CY-LS-05	Vic Heincker	4¼"	19½"	33"	Walking Up, Right Turn	16 mm	0150590
CY-LS-06	Vic Heincker	4"	19½"	34"	Lying Down, Right Turn	16 mm	0162400
CY-LS-07	Vic Heincker	4¼"	19¼"	36"	Mousing, Left Turn (½" Support Rod)	16 mm	0162400
CY-LS-08	Vic Heincker	4¾"	21"	34"	Howling, Right Turn *Uses Jawset JNTH012 and Tongue TTH012	16 mm	0153720
CY-LS-09	Vic Heincker	4¼"	20¼"	33½"	Coming Downhill, Looking Straight, 45°	16 mm	0150590
CY-LS-10	Vic Heincker	3¾"	19¼"	34¼"	Standing Front Elevated, Looking Slightly Right	16 mm	0162400

FISHER



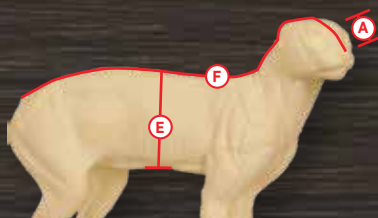
FS-LS-01



FS-LS-02



FS-LS-03
NEW



Measurement Guide

- A. Nose to Eye
- E. Circumference of Belly
- F. Nose to Base of Tail Length



FS-LS-04
NEW

ITEM #	SCULPTED BY	A	E	F	DESCRIPTION	EYE SIZE	CODE
FS-LS-01	Vic Heincker	2"	13"	29"	Standing on Hind Legs, Left Turn	12 mm	0106850
FS-LS-02	Vic Heincker	1¾"	10"	17⅝"	Climbing Down, Straight	10 mm	091100
FS-LS-03 NEW	Vic Heincker	2"	13"	24¾"	Climbing Tree Limb (approx. 1 1/2" diameter)	12 mm	0102900
FS-LS-04 NEW	Vic Heincker	2"	13"	24"	Standing Front High, Looking Right	12 mm	Coming Soon

GRAY FOX



GF-LS-02



GF-LS-03



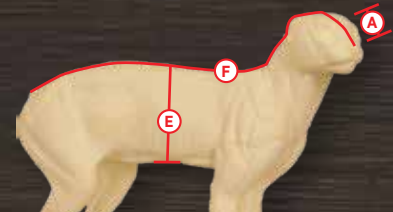
GF-LS-01



GF-LS-04



CB-03



Measurement Guide

- A. Nose to Eye
- E. Circumference of Belly
- F. Nose to Base of Tail Length

ITEM #	SCULPTED BY	A	E	F	DESCRIPTION	EYE SIZE	CODE
CB-03	Chris Barnhardt	2"	13"	23"	Lying Down	14 mm	098030
GF-LS-01	Vic Heincker	2 ³ / ₈ "	13 ¹ / ₄ "	24 ¹ / ₂ "	Sitting, Sharp Right Turn	12 mm	093010
GF-LS-02	Vic Heincker	2 ³ / ₈ "	13 ¹ / ₄ "	23"	Standing, Looking with Head Lowered	12 mm	093010
GF-LS-03	Vic Heincker	2 ¹ / ₄ "	13 ¹ / ₄ "	24 ¹ / ₄ "	Slight Front High, Foot Up	14 mm	093010
GF-LS-04	Vic Heincker	2 ³ / ₈ "	13 ¹ / ₄ "	26"	Standing, Front High, Looking Left	14 mm	095360
GF-LS-05	Vic Heincker	2 ¹ / ₈ "	12 ¹ / ₂ "	23 ³ / ₈ "	Standing, Looking Right	12 mm	092720
GF-LS-06	Vic Heincker	2 ¹ / ₄ "	13 ¹ / ₄ "	23 ¹ / ₂ "	Climbing Down, Looking Straight	12 mm	093300
GF-LS-07	Vic Heincker	2 ¹ / ₈ "	12 ¹ / ₂ "	23 ³ / ₈ "	Standing, Front Leg Raised, Looking Right	12 mm	092720
GF-LS-08	Vic Heincker	2 ³ / ₈ "	13 ¹ / ₄ "	26"	Standing, Front High, Leg Raised, Looking Left	14 mm	095660



GF-LS-05



GF-LS-08



GF-LS-06



GF-LS-07

Mount by
Amy Carter
North Carolina



RED FOX



CB-01



RF-LS-01



RF-LS-02



RF-LS-02
Mount by
Vic Heincker



RF-LS-03



RF-LS-04





RF-LS-06



RF-LS-06




RF-LS-07



RF-LS-12

RF-LS-05



RF-LS-08



RF-LS-09

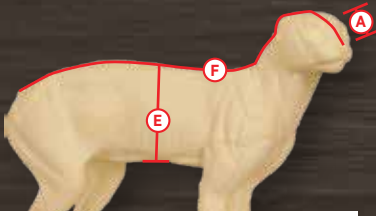


RF-LS-10



RF-LS-11

RED FOX




Measurement Guide

- A. Nose to Eye
- E. Circumference of Belly
- F. Nose to Base of Tail Length



RF-LS-13



RF-LS-14

ITEM #	SCULPTED BY	A	E	F	DESCRIPTION	EYE SIZE	CODE
CB-01	Chris Barnhardt	2¾"	14"	25½"	Lying Down	14 mm	087400
RF-LS-01	Vic Heincker	2⅞"	13½"	24½"	Walking, Slight Right	14 mm	097740
RF-LS-02	Vic Heincker	2¾"	13½"	25"	Standing, Front Elevated, Left Turn	14 mm	097960
RF-LS-03	Vic Heincker	2¾"	16½"	28"	Standing, Neck Slightly Offset to Right	14 mm	0104520
RF-LS-04	Vic Heincker	2¾"	13"	26¼"	Standing on All Fours	14 mm	087400
RF-LS-05	Vic Heincker	2¾"	13⅝"	26"	Standing Front High, Looking Left	14 mm	087400
RF-LS-06	Vic Heincker	2¾"	13¼"	24⅝"	Running on Leg, Left Turn	14 mm	0101570
RF-LS-07	Vic Heincker	2¾"	12⅞"	27"	Mousing, Left Turn	14 mm	098030
RF-LS-08	Vic Heincker	2¾"	12½"	24⅝"	Sitting, Looking Right	14 mm	095660
RF-LS-09	Vic Heincker	2¾"	13"	26"	Lying in Limb, Looking Right	14 mm	098030
RF-LS-10	Vic Heincker	2¾"	16½"	28"	Standing, Neck Offset Right, Front Leg Raised	14 mm	0104520
RF-LS-11	Vic Heincker	2¾"	12½"	24⅝"	Sitting, Looking Right, Front Leg Raised	14 mm	095660
RF-LS-12	Vic Heincker	2¾"	13½"	25"	Standing, Front Elevated, Front Leg Raised, Left Turn	14 mm	097960
RF-LS-13	Vic Heincker	2¾"	13"	26¼"	Standing on All Fours, Front Leg Raised	14 mm	087400
RF-LS-14	Vic Heincker	2¾"	13⅝"	26"	Standing Front High, Front Leg Raised, Looking Left	14 mm	087400



LX-LS-01

NEW



LX-LS-01

LYNX

ITEM #	SCULPTED BY	A	E	F	DESCRIPTION	EYE SIZE	CODE
LX-LS-01 NEW	Vic Heincker	2"	19⅝"	33⅜"	Walking Downhill, Straight	18 mm	0169460

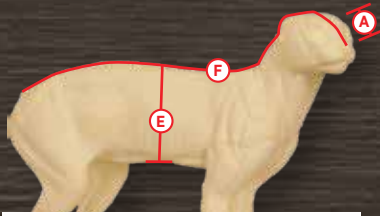
MARTEN



PM-LS-02



PM-LS-01



Measurement Guide

- A. Nose to Eye
- E. Circumference of Belly
- F. Nose to Base of Tail Length

ITEM#	SCULPTED BY	A	E	F	DESCRIPTION	EYE SIZE	CODE
PM-LS-01	Vic Heincker	1½"	8¾"	20"	Standing on Hind Legs, Left Turn	8 mm	055060
PM-LS-02	Vic Heincker	1¼"	8¾"	16¾"	Standing on All Fours, Left Turn	7 mm	048310

MINKS



MK-LS-01

Shown on base HB-01
See page 192
Limited Quantity



MK-LS-02

Shown on base HB-17
See page 192 **Limited Quantities**

ITEM #	SCULPTED BY	A	E	F	DESCRIPTION	EYE SIZE	CODE
MK-LS-01	Vic Heincker	1"	9¼"	17"	Standing on Hind Legs, Right Turn	8 mm	035990
MK-LS-02	Vic Heincker	1"	10¾"	16½"	Standing on All Fours	10 mm	035990

OTTERS

Otter forms can be mounted using a case skinned hide with a small foot relief cut.



OT-LS-01 and
OT-LS-02



OT-LS-02



OT-LS-05
NEW



OT-LS-06
NEW



OT-LS-04



OT-LS-01



OT-LS-03

Otter tails sold separately

ITEM #	SCULPTED BY	A	E	F	DESCRIPTION	EYE SIZE	CODE
OT-LS-01	Vic Heincker	1½"	19½"	27"	Standing on All Fours, Right Turn	10 mm	093890
OT-LS-02	Vic Heincker	1¾"	18"	29½"	Standing on Hind Legs, Left Turn	10 mm	098620
OT-LS-03	Vic Heincker	1¼"	18¾"	27¼"	Swimming, Left Turn	10 mm	093890
OT-LS-04	Vic Heincker	1¾"	16¾"	29½"	Sitting on a 45 degree angle, Right Turn, Head Very Alert	10 mm	099570
OT-LS-05 NEW	Vic Heincker	1½"	15½"	26"	Walking, Slight Left Turn	10 mm	093890
OT-LS-06 NEW	Vic Heincker	1¾"	16"	24"	Female Standing Upright, Looking Right	8 mm	093890

OTTER TAIL

ITEM #	SCULPTED BY	MEASUREMENTS	DESCRIPTION	CODE
OT-19	Vic Heincker	19" Length	Flexible Foam Tail with Wire	029810

PORCUPINE

ITEM #	SCULPTED BY	A	E	F	DESCRIPTION	EYE SIZE	CODE
PC-LS-01	Vic Heincker	1 1/4"	15"	18 1/2"	Standing on Hind Legs, Right Turn	10 mm	091830



PC-LS-01

PC-LS-01

(Shown on limb TL-128)
See page 194



RACCOON



RAC-LS-07



RAC-LS-01

(Shown on limb TL-135)
See page 193



Mount by
Michelle Burkholder
Pennsylvania



RAC-LS-02 & RAC-LS-06

Erin's Taxidermy
Hawkins, WI

(Both Slightly Altered)

RAC-LS-06
Base HB-03
See page 192

Limited Quantity





RAC-LS-04

(Shown on limb TL-132)
See page 193



RAC-LS-02

(Shown on limb TL-128)
See page 194



CB-02



RAC-LS-05

(Shown on limb TL-132)
See page 193



RAC-LS-03

(Shown on limb TL-135)
See page 193



ITEM #

SCULPTED BY

A

E

F


DESCRIPTION

EYE SIZE

CODE

ITEM #	SCULPTED BY	A	E	F	DESCRIPTION	EYE SIZE	CODE
CB-02	Chris Barnhardt	2"	14"	21"	Lying on Limb	14 mm	099800
RAC-LS-01	Vic Heincker	2 ³ / ₈ "	15 ¹ / ₂ "	21"	Hanging from Limb	12 mm	092720
RAC-LS-02	Vic Heincker	2 ¹ / ₂ "	20 ¹ / ₂ "	24 ¹ / ₂ "	Sitting, Left Turn	14 mm	0104520
RAC-LS-03	Vic Heincker	2 ³ / ₈ "	23"	25 ¹ / ₂ "	Ready to Jump, Looking Down	14 mm	0104520
RAC-LS-04	Vic Heincker	2 ³ / ₈ "	18"	21 ¹ / ₂ "	Lying on Limb, Right Turn	14 mm	092720
RAC-LS-05	Vic Heincker	2 ¹ / ₈ "	14"	18 ¹ / ₄ "	Sitting on Limb, Right Turn	12 mm	090350
RAC-LS-06	Vic Heincker	2 ¹ / ₄ "	16 ¹ / ₂ "	22"	Standing Front High	14 mm	092720
*RAC-LS-07	Vic Heincker	2 ³ / ₈ "	23"	25"	Standing Front High	14 mm	0106180
RAC-LS-08 NEW	Vic Heincker	2 ¹ / ₄ "	19"	25 ¹ / ₄ "	Sitting Upright, Looking Left	12 mm	0104520

RC-LS-08



Measurement Guide

- A. Nose to Eye
- E. Circumference of Belly
- F. Nose to Base of Tail Length

* These forms can be mounted using a case skinned hide with a small foot relief cut.

ELLZEY SQUIRRELS

SQUIRRELS SITTING



Mount by
David Ellzey



SQ-288



SQ-225

ITEM #	DESCRIPTION	E	F	CODE
SQ-268	Left	5¾"	9½"	020150
SQ-67	Straight	6¼"	9½"	020150
SQ-235	Right	6"	10"	021150
SQ-225	Looking Up	6"	10"	021150
SQ-115	Right	6¼"	10"	021150
SQ-120	Slight Right	6¼"	10"	021150
SQ-61	Slight Right	8"	10"	021150
SQ-254	Slight Right	6¾"	10½"	021150
SQ-310	Sitting, Left Turn	7½"	10½"	021150
SQ-250	Left	6½"	11"	022000
SQ-62	Slight Left	7"	11"	022000
SQ-129	Straight	7"	11"	022000
SQ-219	Left	7¼"	11¼"	022000
SQ-156	Slight Left	9"	11¼"	022000
SQ-253	Left	7"	11½"	022000
SQ-288	Right	7½"	11½"	022000
SQ-217	Straight	7½"	11¾"	022000
SQ-241	Straight	7½"	11¾"	022000
SQ-70	Left	7¾"	11¾"	022000
SQ-133	Straight	7¼"	12"	022250
SQ-63	Slight Right	9¼"	12"	022250
SQ-63B	Slight Left	9½"	12"	022250
SQ-255	Right	7¾"	12¼"	022250
SQ-220	Right	8"	12¼"	022250
SQ-69	Left	8¼"	12¼"	022250
SQ-282	Left	8½"	12¾"	022250
SQ-134	Straight	8½"	13"	022600
SQ-240	Right	10"	13"	022600
SQ-64	Slight Right	10¼"	13"	022600
SQ-71	Left	8½"	13¼"	022600
SQ-65	Straight	11½"	14"	023750

HANGING DEAD

ITEM #	E	F	CODE
SQ-256	5¼"	9"	020150
SQ-81	6¼"	10"	021150
SQ-82	7½"	11"	022000
SQ-216	7½"	11¾"	022000
SQ-83	8¼"	12"	022250
SQ-226	8"	12½"	022250
SQ-276	8½"	12½"	022250



Mount by
Perry Yeager



RUNNING UP

ITEM #	DESCRIPTION	MEASUREMENTS	CODE
SQ-107	Right	6¼" x 10"	021150
SQ-140	Left	6¼" x 10"	021150
SQ-113	Left	6¼" x 10½"	021150
SQ-244	Right	6¾" x 10½"	021150
SQ-308	Right	7¼" x 10½"	021150
SQ-104	Right	7½" x 10¾"	021150
SQ-114	Left	7½" x 10¾"	021150
SQ-137	Right	6½" x 11"	022000
SQ-247	Right	6½" x 11"	022000
SQ-297	Left	8½" x 10¾"	021150
SQ-246	Left	7¼" x 11"	022000
SQ-298	Right	8" x 11"	022000
SQ-161	Left	7½" x 11¼"	022000
SQ-160	Right	7½" x 11¼"	022000
SQ-231	Right	7½" x 11¼"	022000
SQ-155	Left	9" x 11¼"	022000
SQ-103	Left	7½" x 11¾"	022000
SQ-112	Right	7½" x 11¾"	022000
SQ-102	Left	8¾" x 11¾"	022000
SQ-274	Left	8" x 12"	022250
SQ-136	Right	8" x 12¼"	022250
SQ-142	Left	8¾" x 12¼"	022250
SQ-284	Left	8½" x 12¾"	022250
SQ-110	Left	8¾" x 12¾"	022250
SQ-106	Right	8¾" x 12¾"	022250
SQ-292	Left	10" x 13¼"	022600
SQ-293	Right	10" x 13¼"	022600
SQ-98	Left	11¼" x 14"	023750



ELLZEY SQUIRRELS



SQ-208



SQ-109



SQ-203

STANDING ERECT

ITEM #	DESCRIPTION	E	F	CODE
SQ-109	Left	6¾"	10"	021150
SQ-85	Left	6¾"	10½"	021150
SQ-105	Left	6¾"	11"	022000
SQ-157	Left	9"	11¼"	022000
SQ-96	Straight	8"	12"	022250
SQ-203	Straight	8½"	12"	022250
SQ-208	Right	8½"	12¼"	022250
SQ-201	Straight	7½"	12½"	022250
SQ-84	Left	8¾"	13¼"	022600



SQ-77



SQ-214



SQ-271



SQ-278

ON ALL FOURS

ITEM #	DESCRIPTION	E	F	CODE
SQ-278	Right	6½"	9½"	020150
SQ-290	Right	6½"	10"	021150
SQ-75	Right	7"	10"	021150
SQ-214	Left	6½"	10¼"	021150
SQ-232	Right	6¾"	10½"	021150
SQ-73	Slight Left	6¾"	10½"	021150
SQ-257	Right	6¾"	10¾"	021150
SQ-267	Left	7½"	10¾"	021150
SQ-76	Left	7½"	11"	022000
SQ-294	Slight Left	8"	11½"	022000
SQ-77	Slight Right	8½"	12"	022250
SQ-277	Left	8"	12½"	022250
SQ-271	Slight Left	8½"	12¾"	022250
SQ-272	Straight	8½"	12¾"	022250
SQ-78	Right	8¾"	13"	022600
SQ-100	Left	10½"	14"	023750



Mount by
Perry Yeager



SQ-131



SQ-127

RUNNING DOWN

ITEM #	DESCRIPTION	E	F	CODE
SQ-122	Right	5½"	9"	020150
SQ-238	Right	6"	9¼"	020150
SQ-234	Left	6"	9½"	020150
SQ-200	Left	6"	9¾"	020150
SQ-243	Right	6"	9¾"	020150
SQ-239	Left	6½"	9¾"	020150
SQ-119	Right	6¼"	10"	021150
SQ-242	Left	6½"	10¼"	021150
SQ-323	Right	7½"	10¾"	021150
SQ-125	Right	6½"	11"	022000
SQ-124	Left	6½"	11"	022000
SQ-249	Right	7"	11"	022000
SQ-309	Left	7¾"	11"	021150
SQ-126	Left	7"	11¼"	022000
SQ-127	Right	7"	11¼"	022000
SQ-252	Left	6¾"	11½"	022000
SQ-251	Right	7¼"	11½"	022000
SQ-307	Left	8"	11½"	022000
SQ-311	Right	8"	11½"	022000
SQ-130	Right	7¼"	12"	022250
SQ-287	Right	8½"	12"	022250
SQ-230	Left	7¾"	12¼"	022250
SQ-279	Right	8½"	12¼"	022250
SQ-223	Right	7½"	12½"	022250
SQ-260	Right	10"	12½"	022250
SQ-261	Left	10"	12½"	022250
SQ-233	Left	8¼"	12¾"	022250
SQ-131	Left	7¾"	13"	022600
SQ-269	Right	10"	13"	022600
SQ-222	Left	8½"	13½"	022600
SQ-99	Left	11¼"	14"	023750

ELLZEY SQUIRRELS

LYING DOWN

ITEM #	DESCRIPTION	E	F	CODE
SQ-221	On Belly, Head Up	6¼"	10"	021150
SQ-212	On Right Side	6½"	10¼"	021150
SQ-275	On Back, Left Turn	8¾"	10½"	022250
SQ-94	On Right Side	7"	11"	022000
SQ-266	On Back, Right Turn	7"	11"	022000
SQ-89	On Limb, Left Turn	7¾"	11¾"	022000
SQ-97	On Left Side	8"	12"	022250
SQ-90	On Limb, Right Turn	8½"	12½"	022250
SQ-273	On Belly, Head Up	9"	13"	022600



POST MOUNT

ITEM #	DESCRIPTION	MEASUREMENTS	CODE
SQ-213	Slight Left	6½" x 10¼"	021150
SQ-215	Straight	7" x 11"	022000
SQ-291	Slight Left	7¼" x 11½"	022000
SQ-211	Right	8¼" x 12½"	022250
SQ-295	Slight Left	8¾" x 12¾"	022250
SQ-218	Slight Left	8½" x 13"	022600
SQ-205	Slight Left, Looking Down	8¾" x 14"	023750



SCRATCHING

ITEM #	DESCRIPTION	SIZE	CODE
SQ-209	Right	8¼" x 12½"	022250
SQ-204	Left	9" x 13½"	022600



FLEXIBLE SQUIRREL TAILS

ITEM #	DESCRIPTION	CODE
EFTS-S	Single Small Tail 8¾"	03600
EFTS-G	Group of Six Small Tails	018950
EFTM-S	Single Medium Tail 9½"	03600
EFTM-G	Group of Six Medium Tails	018950

CHIPMUNK

ITEM #	DESCRIPTION	MEASUREMENTS	CODE
C-1	Right, Standing	4" x 5½"	017900
C-2	Slight Left, Sitting Up	5" x 6"	017900




CHANGE-OUT HEADS

CLOSED MOUTH

BLACK BEAR

BY AARON CONNELLY

ITEM #	A	B	WIDTH	DESCRIPTION	CODE
BBCOCM-1246	4½"	11½"	5½"	Closed Mouth	050810
BBCOCM-555	5¼"	12½"	6½"	Closed Mouth	052520
BBCOCM-264	6"	13½"	8⅞"	Closed Mouth	053930
BBCOCM-8	6"	13½"	9½"	Closed Mouth	055070
BBCOCM-534	5¾"	16"	10⅞"	Closed Mouth	056490



Measurement Guide
 A. Nose to Eye
 B. Nose to back of skull



BBCOCM-264



BBCOCM-8

GRIZZLY/BROWN BEAR

BY AARON CONNELLY

ITEM #	A	B	DESCRIPTION	CODE
GBCOCM-570	6¾"	17"	Closed Mouth	058470
GBCOCM-876	6⅞"	16½"	Closed Mouth	058470
GBCOCM-382	7"	14"	Closed Mouth	058470
GBCOCM-1084	7"	15½"	Closed Mouth	058470
GBCOCM-712	7½"	18"	Closed Mouth	062450
GBCOCM-2100	8"	20"	Closed Mouth	067560
GBCO-858	8⅞"	22"	Closed Mouth (11¾" at widest part)	073230



GBCOCM-712

LEOPARD

BY DAWAYNE DEWEY

ITEM #	A	B	CODE
LCHO-958	3½"	9⅝"	049970



LCHO-958

MOUNTAIN LION

BY AARON CONNELLY

ITEM #	A	B	DESCRIPTION	CODE
MLCOCM-1048	3"	8⅞"	Female, Closed Mouth	045420
MLCOCM-1151	3"	9"	Male, Closed Mouth	042030
MLCOCM-848	3"	8½"	Female, Closed Mouth	041450
MLCOCM-153	3½"	9¼"	Male, Closed Mouth	039850
MLCOCM-755	3½"	9⅞"	Male, Closed Mouth	042580
MLCOCM-1853 NEW	3½"	10"	Male, Closed Mouth	049870
MLCOCM-956	3⅝"	9½"	Male, Closed Mouth	045420
MLCOCM-257	3⅞"	11½"	Male, Closed Mouth	049390



MLCOCM-956

ELK

BY AARON CONNELLY

ITEM #	A	B	DESCRIPTION	CODE
ACECOCM-03	12¼"		Elk, Closed Mouth	041670
ACECOCM-04	12¾"		Elk, Closed Mouth	043410



ACECOCM-04

SHEEP, BIGHORN

BY DAWAYNE DEWEY

ITEM #	A	B	CODE
BHCO-8	8"		038600
BHCO-814	8¼"		038600
BHCO-914	9¼"		038600



BHCO-914

SHEEP, DALL, STONE

BY DAWAYNE DEWEY

ITEM #	A	B	CODE
SSCO-7	7"		038600



SSCO-7

SHEEP, DESERT

BY DAWAYNE DEWEY

ITEM #	A	B	CODE
DSCO-814	8¼"		038600




DSCO-814

MARCO POLO

BY DAWAYNE DEWEY

ITEM #	A	B	CODE
MPCO-09	9¼"		040880



MPCO-09

TAHR

BY VERN AND LOUISE PEARSON

ITEM #	A	B	CODE
TACO-7	7"		038600



TACO-7

MULE DEER

BY AARON CONNELLY

ITEM #	A	CODE
MDCO-714	7¼"	024410
MDCO-712	7½"	024980
MDCO-734	7¾"	025540
MDCO-8	8"	026970



MDCO-734

WHITETAIL DEER

ITEM #	A	B	DESCRIPTION	CODE
WCH-720	7½"	20"	Slightly Slimmer Midwest Deer	024410
WCH-723	7½"	23"	Slightly Fuller Midwest Deer	027250



WCH-723



WCH-720

CHANGE-OUT HEADS

OPEN MOUTH

BLACK BEAR

BY AARON CONNELLY

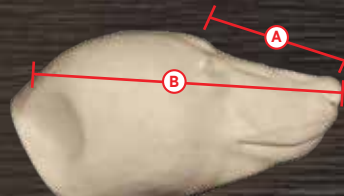
ITEM #	A	B	DESCRIPTION	CODE
BBCOAG-1246J	4½"	11½"	Aggressive Mohr Detailed Mouth Cup	0223490
BBCORM-518J NEW	5⅝"	12¾"	Relaxed Mohr Detailed Mouth Cup	0193360
BBCOOM-5J	5¼"	11⅝"	Aggressive Mohr Detailed Mouth Cup	0231850
BBCORM-512J NEW	5½"	13¼"	Relaxed Mohr Detailed Mouth Cup	0194390
BBCOOM-8J	6"	13½"	Aggressive Mohr Detailed Mouth Cup	0239900
BBCORM-165J	6"	13½"	Relaxed Mohr Detailed Mouth Cup	0215760



BBCOOM-5J



BBCORM-165J



Measurement Guide

- A. Nose to Eye
- B. Nose to back of skull

BOBCAT

BY VIC HEINCKER

ITEM #	A	B	DESCRIPTION	CODE
BCCO-112J	1½"	5"	Relaxed Mouth, with Mohr Detailed Mouth Cup	093680
BCCO-178J	1⅝"	5⅝"	Relaxed Mouth, with Mohr Detailed Mouth Cup	098220



BCCO-112J

COYOTE

ITEM #	A	B	DESCRIPTION	CODE
CYCO-412J	4½"	9"	Howling, with Mohr Detailed Mouth Cup	0148320

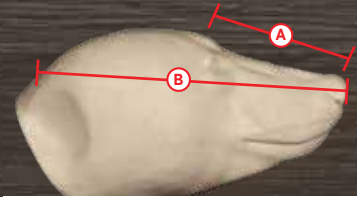


CYCO-412J

GRIZZLY/BROWN BEAR

BY AARON CONNELLY

ITEM #	A	B	DESCRIPTION	CODE
GBCORM-634J NEW	6¾"	16¼"	Relaxed Mouth, with Mohr Detailed Mouth Cup	Coming Soon
GBCORM-07	7"	17"	Relaxed Mouth, with Mohr Detailed Mouth Cup	0240320
GBCO-712J	7½"	18"	Relaxed Mouth, with Mohr Detailed Mouth Cup	0231940
GBCOAG-487J	7½"	18"	Aggressive, Open Mouth with Mohr Detailed Mouth Cup	0301280
GBCORM-8	8"	21"	Relaxed Mouth, with Mohr Detailed Mouth Cup	0313000



Measurement Guide
 A. Nose to Eye
 B. Nose to back of skull



GBCOAG-487J



GBCO-712J



GBCORM-8

MOUNTAIN LION

BY AARON CONNELLY

ITEM #	A	B	DESCRIPTION	CODE
MLCO-278FJ	2⅝"	8¾"	Female Open Mouth Snarling, with Mohr Detailed Mouth Cup	0175470
MLCO-278J	2⅝"	8"	Open Mouth-Snarling, with Mohr Detailed Mouth Cup	0175470
MLCO-3J NEW	3"	9¼"	Open Mouth Snarling, with Mohr Detailed Mouth Cup	Coming Soon
MLCO-312J	3½"	10½"	Open Mouth-Snarling, with Mohr Detailed Mouth Cup	0184810
MLCO-378J	3⅝"	10¾"	Open Mouth-Snarling, with Mohr Detailed Mouth Cup	0185810
MLCORM-312	3½"	10½"	Relaxed/Panting Mouth, with Mohr Detailed Mouth Cup	0184680



MLCO-278J

BUGLING ELK

BY AARON CONNELLY

ITEM #	A	DESCRIPTION	CODE
ACECO1J	12¼"	Open Mouth-Bugling, with Detailed Mohr Mouth Cup	0230740
ACECO2J	11⅝"	Open Mouth Bugling, with Detailed Mohr Mouth Cup	0227090



MLCO-278J



MLCORM-312



ACECO1J

WATERFOWL

BY PAGE NETHERCUTT

2018 PA Waterfowl Champion
Mount By
Page Nethercutt



2015 Waterfowl Champion



White-Cheeked Pintail
B-03 Body, E-15 Head
Mount By
Page Nethercutt

Brazilian Teal
B-04 Bodies E-17
and E-18 Heads
Mount By
John Barresi



WATERFOWL HEADS AND BODIES

All have large eye orbits and ear-canal anchor points for proper skin alignment.



P-01
Mallard Drake



P-20
Green-Winged
Teal Hen



P-13
Gadwall Drake



G-32
Swan, Whistling



P-09
Cinnamon Teal Drake



S-50
Atlantic Eider Drake
(little lobe)



P-37
Wood Duck Drake



P-30
Shoveler Drake

THE LARGEST COLLECTION
OF ARTIFICIAL WATERFOWL
HEADS AVAILABLE!

WATERFOWL HEADS AND BODIES

Sizing Chart



How to size Bird Bodies:

1. Measure your bird and pick the body that fits the closest, or use the chart.
2. Measure from the front of your bird to the hip joint and mark location.
3. From the hip joint, measure the femur length to find the drumstick attachment point.

BODY	WIDTH	DEPTH	LENGTH	CODE
B-01	98mm	90mm	8 ⁵ / ₈ "	08790
B-02	87mm	80mm	7 ³ / ₈ "	08790
B-03	78mm	74mm	6 ⁷ / ₈ "	08790
B-04	69mm	60mm	5 ⁵ / ₈ "	08450
B-05	61mm	53mm	5 ¹ / ₈ "	08450
B-06	78mm	73mm	7"	08790
B-07	81mm	76mm	7 ⁷ / ₈ "	08790
B-08	92mm	77mm	7 ³ / ₈ "	08790
B-09	86mm	80mm	8 ³ / ₈ "	08790
B-10	72mm	69mm	6 ³ / ₈ "	08790
B-11	77mm	70mm	6 ¹ / ₂ "	08790
B-12	103mm	83mm	10 ¹ / ₄ "	011280
B-13	123mm	103mm	9 ¹ / ₄ "	011280
B-14	94mm	85mm	8 ⁷ / ₈ "	08790
B-15	102mm	87mm	9"	08790
B-16	134mm	106mm	10 ¹ / ₄ "	013550
B-17	97mm	101mm	9 ⁷ / ₈ "	011280
B-19	147mm	141mm	14"	016950
B-21	102mm	117mm	10"	013550
B-22	88mm	110mm	9 ¹ / ₄ "	013550
B-24	110mm	122mm	11 ³ / ₈ "	011280
B-25	185mm	154mm	17 ³ / ₄ "	020620

OPEN MOUTH REFERENCE KEY:

SO (slightly open) **HO** (half open) **WO** (wide open)


PUDDLE DUCKS

HEAD	CODE	DESCRIPTION	BODY	CODE
P-01	011050	Black Duck/Mallard Drake	B-01/B-15	08790
P-02	013890	Black Duck/Mallard Drake (OM) / SO	B-01/B-15	08790
P-03	011050	Black Duck/Mallard Hen	B-02	08790
P-04	013890	Black Duck/Mallard Hen (OM) / SO	B-02	08790
P-05	011050	Blue Wing Teal Drake	B-04	08450
P-06	013890	Blue Wing Teal Drake (OM) / HO	B-04	08450
P-07	011050	Blue Wing Teal Hen	B-04	08450
P-08	013890	Blue Wing Teal Hen (OM) / HO	B-04	08450
P-09	011050	Cinnamon Teal Drake	B-04	08450
P-10	013890	Cinnamon Teal Drake (OM) / HO	B-04	08450
P-11	011050	Cinnamon Teal Hen	B-04	08450
P-12	013890	Cinnamon Teal Hen (OM) / HO	B-04	08450
P-13	011050	Gadwall Drake	B-02	08790
P-14	013890	Gadwall Drake (OM) / HO	B-02	08790
P-15	011050	Gadwall Hen	B-02	08790
P-16	013890	Gadwall Hen (OM) / HO	B-02	08790
P-17	011050	Green-Winged Teal Drake	B-05	08450
P-18	013890	Green-Winged Teal Drake (OM) / HO	B-05	08450
P-19	011050	Green-Winged Teal Hen	B-05	08450
P-20	013890	Green-Winged Teal Hen (OM) / HO	B-05	08450
P-21	011050	Mottled Drake	B-02	08790
P-22	013890	Mottled Drake (OM) / HO	B-02	08790
P-23	011050	Mottled Hen	B-02/B-03	08790
P-24	013890	Mottled Hen (OM) / HO	B-02/B-03	08790
P-25	011050	Pintail Drake	B-02	08790
P-26	013890	Pintail Drake (OM) / SO	B-02	08790
P-27	011050	Pintail Hen	B-02	08790
P-28	013890	Pintail Hen (OM) / SO	B-02	08790
P-29	011050	Shoveler Drake	B-03/B-04	08790
P-30	013890	Shoveler Drake (OM) / HO	B-03/B-04	08790
P-31	011050	Shoveler Hen	B-04	08450
P-32	013890	Shoveler Hen (OM) / SO	B-04	08450
P-33	011050	Widgeon Drake	B-02	08790
P-34	013890	Widgeon Drake (OM) / HO	B-02	08790
P-35	011050	Widgeon Hen	B-02	08790
P-36	013890	Widgeon Hen (OM) / WO	B-02	08790
P-37	011050	Wood Duck Drake	B-03	08790
P-38	013890	Wood Duck Drake (OM) / SO	B-03	08790
P-39	011050	Wood Duck Hen	B-03	08790
P-40	013890	Wood Duck Hen (OM) / SO	B-03	08790
P-41	011050	Daffy Duck Drake (Farm Pond Duck)	B-15	08790
P-43	011050	Teal, Aleutian Drake	B-04/B-05	08450

WATERFOWL

Greater Scaup
B-08 Body and
D-17 Head

Mount By
Bonnie Nethercutt



Widgeon Drake
P-33 Head and
B-02 Body



Mount By
Brandon Gilmore

GET THE RIGHT EYE WITH OUR BIRD
EYE SELECTION CHART ON PAGE 175-176

GEESE

Bufflehead Drake
B-04 Body
Mount By
Joshua Hussey



Bill - In millimeters, measure from the uppermost tip of the lobe, to the lowest part of the tip of the nail



Head - In millimeters, measure from the bottom jaw (not bottom of head) to the top of the head

HEAD	CODE	DESCRIPTION	BILL	HEAD	BODY	CODE
G-01	011050	Aleutian Island	39 mm	35 mm	B-17	011280
G-02	013320	Aleutian Island (OM) / HO	39 mm	35 mm	B-17	011280
G-03	011050	Atlantic Brant			B-17	011280
G-04	013320	Atlantic Brant (OM)/HO			B-17	011280
G-05	011050	Pacific Brant			B-17	011280
G-06	013320	Pacific Brant (OM) / SO			B-17	011280
G-07	015580	Canada Geese (Medium)	69 mm	47 mm	B-19	016950
G-08	018980	Canada Geese (OM) / WO (Medium)	69 mm	47 mm	B-19	016950
G-09	011050	Cackler	39 mm	37 mm	B-17	011280
G-10	013320	Cackler (OM) / SO	39 mm	37 mm	B-17	011280
G-11	015580	Atlantic Canada (Large)	70 mm	48 mm	B-19	016950
G-13	015580	Atlantic Canada (Small)	62 mm	43 mm	B-19	016950
G-17	011050	Richardson	45 mm	38 mm	B-21	013550
G-18	013320	Richardson (OM) / SO	45 mm	38 mm	B-21	013550
G-19	011050	Whitefront (Small)	51 mm	40 mm	B-24	011280
G-21	011050	Ross/Warty, Smooth (Female/Juvenile)			B-22	013550
G-23	011050	Ross/Warty			B-22	013550
G-24	013320	Ross (OM) / WO			B-22	013550
G-25	015580	Greater Snow Goose	79 mm	51 mm	B-24	011280
G-27	015580	L. Snow	66 mm	44 mm	B-24	011280
G-28	018980	L. Snow (OM) / WO	66 mm	44 mm	B-24	011280
G-29	015580	Whitefront	60 mm	44 mm	B-24	011280
G-30	018980	Whitefront (OM) / HO	60 mm	44 mm	B-25	011280
G-31	022380	Swan			B-25	020620
G-32	024650	Swan, Whistling (OM)			B-25	020620
G-33	011050	* Ross/Snow Hybrid	52 mm	41 mm		
G-34	013320	* Ross/Snow, Hybrid (OM) HO	52 mm	41 mm		
G-35	011050	Snow, Lesser (small)	61 mm	42 mm	B-21	013550
G-36	013320	Snow, Lesser (OM) / HO	61 mm	42 mm	B-21	013550
G-37	011050	Emperor	42 mm	44 mm	B-17/B-21	011280/013550
G-38	013320	Emperor (OM) / HO	42 mm	44 mm	B-17/B-21	011280/013550
G-39	022380	Mute			B-25 (altered)	020620

* Bodies vary, measure bird for correct size.

WATERFOWL

MERGANSERS

HEAD	CODE	DESCRIPTION	BODY	CODE
M-01	011050	Common Merganser Drake	B-12	011280
M-02	013890	Common Merganser Drake (OM) / WO	B-12	011280
M-03	011050	Common Merganser Hen	B-09	08790
M-04	013890	Common Merganser Hen (OM) / SO	B-09	08790
M-05	011050	Hooded Merganser Drake	B-03	08790
M-06	013890	Hooded Merganser Drake (OM) / SO	B-03	08790
M-07	011050	Hooded Merganser Hen	B-04	08450
M-08	013890	Hooded Merganser Hen (OM) / HO	B-04	08450
M-09	011050	Red Breasted Merganser Drake	B-09	08790
M-10	013890	Red Breasted Merganser Drake (OM) / WO	B-09	08790
M-11	011050	Red Breasted Merganser Hen	B-09	08790
M-12	013890	Red Breasted Merganser Hen (OM) / SO	B-09	08790
M-13	011050	Smew Drake	B-04	08450
M-15	011050	Smew Hen	B-05	08450



HOODED MERGANSER

B-03 Body &
M-05 Head

Mount By
Brandon Gilmore

DIVERS

HEAD	CODE	DESCRIPTION	BODY	CODE
D-01	011050	Canvasback Drake	B-09	08790
D-02	013890	Canvasback Drake (OM) / HO	B-09	08790
D-03	011050	Canvasback Hen	B-09	08790
D-04	013890	Canvasback Hen (OM) / SO	B-09	08790
D-05	011050	Red Head Drake	B-07	08790
D-06	013890	Red Head Drake (OM) / SO	B-07	08790
D-07	011050	Red Head Hen	B-07	08790
D-08	013890	Red Head Hen (OM) / SO	B-07	08790
D-09	011050	Ringneck Drake	B-06	08790
D-10	013890	Ringneck Drake(OM) / HO	B-06	08790
D-11	011050	Ringneck Hen	B-06	08790
D-12	013890	Ringneck Hen (OM) / WO	B-06	08790
D-13	011050	Ruddy Drake	B-04	08450
D-14	013890	Ruddy Drake (OM) / SO	B-04	08450
D-15	011050	Ruddy Hen	B-04	08450
D-16	013890	Ruddy Duck Hen (OM) / WO	B-04	08450
D-17	011050	Greater Scaup Drake	B-08	08790
D-18	013890	Greater Scaup Drake (OM) / SO	B-08	08790
D-19	011050	Greater Scaup Hen	B-08	08790
D-20	013890	Greater Scaup Hen (OM) / SO	B-08	08790
D-21	011050	Lesser Scaup Drake	B-06	08790
D-22	013890	Lesser Scaup Drake (OM) / SO	B-06	08790
D-23	011050	Lesser Scaup Hen	B-06	08790
D-24	013890	Lesser Scaup Hen (OM) / WO	B-06	08790

GREEN-WINGED TEAL

P-17 Head B-05 Body


Mount By
John Baresi



BARROW'S GOLDEN EYE

B-07 Body

Mount By
Kevin Hastings




SEA DUCKS

HEAD	CODE	DESCRIPTION	BODY	CODE
S-01	011050	Bufflehead Drake	B-04	08450
S-02	013890	Bufflehead Drake (OM) / SO	B-04	08450
S-03	011050	Bufflehead Hen	B-04/B-05	08450
S-04	013890	Bufflehead Hen (OM) / HO	B-04/B-05	08450
S-05	015580	Eider, Atlantic Drake	B-16	013550
S-06	018980	Eider, Atlantic Drake (OM) / HO	B-16	013550
S-07	015580	Eider, Atlantic Hen	B-16	013550
S-08	018980	Eider, Atlantic Hen (OM) / HO	B-16	013550
S-09	015580	King Eider Drake Small Lobe 32mm	B-13	011280
S-10	018980	King Eider Drake, Small Lobe 32mm (OM) / SO	B-13	011280
S-11	015580	King Eider Hen	B-14	08790
S-12	018980	King Eider Hen (OM) / WO	B-14	08790
S-13	015580	Pacific Eider Drake	B-16	013550
S-14	018980	Pacific Eider Drake (OM) / SO	B-16	013550
S-15	015580	Pacific Eider Hen	B-16	013550
S-16	018980	Pacific Eider Hen (OM) / HO	B-16	013550
S-17	015580	King Eider Drake Med. Lobe 36mm	B-13	011280
S-18	018980	King Eider Drake Med. Lobe 36mm (OM) / HO	B-13	011280
S-19	015580	King Eider Drake Large Lobe 41mm	B-13	011280
S-20	018980	King Eider Drake Large Lobe 41mm (OM) / HO	B-13	011280
S-21	011050	Golden Eye, Barrow Drake	B-08	08790
S-22	013890	Golden Eye, Barrow Drake (OM) / SO	B-08	08790
S-23	011050	Golden Eye, Barrow Hen	B-11	08790
S-24	013890	Barrows Goldeneye Hen (OM) / HO	B-11	08790
S-25	011050	Golden Eye, Common Drake	B-07	08790
S-26	013890	Golden Eye, Common Drake (OM) / WO	B-07	08790
S-27	011050	Golden Eye, Common Hen	B-06	08790
S-28	013890	Common Goldeneye Hen (OM) / HO	B-06	08790
S-29	011050	Harlequin Drake	B-11	08790
S-30	013890	Harlequin Drake (OM) / HO	B-11	08790
S-31	011050	Harlequin Hen	B-11	08790
S-32	013890	Harlequin Hen (OM) / SO	B-11	08790
S-33	011050	Old Squaw Drake	B-11/B-06	08790

KING EIDER LOBE MEASUREMENT DIAGRAM

Measure from lower edge of bill to top of lobe to find correct size head



Continued

HEAD	CODE	DESCRIPTION	BODY	CODE
S-34	013890	Old Squaw Drake (OM) / HO	B-11/B-06	08790
S-35	011050	Old Squaw Hen	B-11/B-06	08790
S-36	013890	Old Squaw Hen (OM) / HO	B-11/B-06	08790
S-37	011050	Scoter, Black Drake	B-07	08790
S-38	013890	Scoter, Black Drake (OM) / SO	B-07	08790
S-39	011050	Scoter, Black Hen	B-07	08790
S-40	013890	Scoter, Black Hen (OM) / WO	B-07	08790
S-41	011050	Scoter, Surf Drake	B-08	08790
S-42	013890	Scoter, Surf Drake (OM) / HO	B-08	08790
S-43	011050	Scoter, Surf Hen	B-08	08790
S-44	013890	Scoter, Surf Hen (OM) / WO	B-08	08790
S-45	015580	Scoter, White Wing Drake	B-13/B-15	08790
S-46	018980	Scoter, White Wing Drake (OM) / SO	B-13/B-15	08790
S-47	015580	Scoter, White Wing Hen	B-14	08790
S-48	018980	Scoter, White Wing Hen (OM) / HO	B-14	08790
S-49	015580	Eider, Atlantic Drake, (little lobe)	B-16	013550
S-50	018980	Eider, Atlantic Drake (little lobe) (OM) / HO	B-16	013550
S-51	011050	Eider, Spectacled Drake	B-08	08790
S-53	011050	Eider, Spectacled Hen	B-08	08790

WATERFOWL

EXOTICS

HEAD	CODE	DESCRIPTION	BODY	CODE
E-01	011050	Diaz (Mexican) Drake	B-02	08790
E-02	013890	Diaz (Mexican) Drake (OM) / HO	B-02	08790
E-03	011050	Diaz (Mexican) Hen	B-02	08790
E-04	013890	Diaz (Mexican) Hen (OM) / HO	B-02	08790
E-05	011050	Red Shoveler Drake	B-03	08790
E-06	013890	Red Shoveler Drake (OM) / HO	B-03	08790
E-07	011050	Rosybill Drake	B-02	08790
E-08	013890	Rosybill Drake (OM) / HO	B-02	08790
E-09	011050	Chiloe Widgeon Drake	B-02	08790
E-11	011050	Chiloe Widgeon Hen	B-02/B-03	08790
E-12	013890	Chiloe Widgeon Hen (OM) / HO	B-02/B-03	08790
E-13	011050	Pintail, Yellowbill Drake	B-03	08790
E-15	011050	Pintail, Whitecheek Drake	B-03	08790
E-16	013890	Pintail, Whitecheek Drake (OM) / HO	B-03	08790
E-17	011050	Teal, Brazilian Drake	B-04	08450
E-18	013890	Teal, Brazilian Drake (OM) HO	B-04	08450
E-19	011050	Teal, Chilean Drake	B-05	08450
E-20	013890	Teal, Chilean Drake (OM) / SO	B-05	08450
E-21	011050	Teal, Ringed Drake	B-05	08450
E-22	013890	Teal, Ringed Drake (OM) / HO	B-05	08450
E-23	011050	Teal, Silver Drake	B-05	08450
E-24	013890	Teal, Silver Drake (OM) / SO	B-05	08450
E-26	014450	Magellan Goose	B-24	011280
E-27	014450	Egyptian Goose	B-17	011280
E-30	013890	Paradise Shell Duck Hen (OM) / SO	B-01	08790
E-31	011050	Eurasian Widgeon Drake	B-02	08790
E-33	011050	Eurasian Widgeon Hen	B-03	08790
E-35	011050	Red Bill Teal Drake	B-04	08450
E-37	011050	Mandarin Drake	B-03	08790
E-38	013890	Mandarin Drake (OM) / HO	B-03	08790
E-39	011050	Paradise Shelduck Drake	B-17/B-15	011280
E-41	014450	* Andean Goose		
E-42	017850	* Andean Goose (OM) / HO		
E-45	011050	* Ruddy Shelduck Hen	B-07	08790
E-46	013890	*Ruddy Shelduck Hen (OM) / HO	B-07	08790
E-47	011050	Red Crested Pochard, Drake	B-07	08790
E-49	011050	Red Crested Pochard, Hen	B-06	08790
E-51	011050	Mandarin, Hen	B-03/B-04	08790/08450
E-53	011050	Ringed Teal, Hen	B-05	08450
E-55	011050	Gargenay Teal, Hen	B-05	08450

HEAD	CODE	DESCRIPTION	BODY	CODE
E-57	011050	Baikal Teal, Drake	B-04	08450
E-59	011050	Teal, Cape Drake	B-04	08450
E-61	011050	Teal, Brazilian Hen	B-04	08450
E-64	013890	Teal, Puna Hen (OM) / HO	B-04	08450
E-65	011050	Teal, Hottentot Drake	B-05	08450
E-67	011050	Teal, Hottentot Hen	B-05	08450
E-69	011050	Barnacle Goose	B-21	013550
E-70	013890	Barnacle Goose (OM) / HO	B-21	013550
E-71	011050	Graylag Goose	B-24	011280
E-72	013890	Graylag Goose (OM) / HO	B-24	011280
E-73	011050	Whitecheek Pintail Hen	B-03	08790
E-75	011050	Paradise Shelduck Drake	B-17 (altered)	011280
E-77	011050	New Zealand Shoveler	B-11 (altered)	08790

Surf Scoter
B-08 Body

Mount By
Kale Hartman



TREE DUCKS

HEAD	CODE	DESCRIPTION	BODY	CODE
T-01	011050	Black Belly Tree Duck	B-03	08790
T-02	013890	Black Belly Tree Duck (OM) / WO	B-03	08790
T-03	011050	Fulvous Tree Duck	B-10	08790
T-04	013890	Fulvous Tree Duck (OM) / WO	B-10	08790
T-05	011050	Whiteface	B-03	08790
T-06	013890	Whiteface Tree Duck (OM) / WO	B-03	08790
T-07	011050	Javan	B-10/B-04 (altered)	08790/08450

* Bodies vary, order by measuring bird for correct size.

OTHER BIRDS



O-01



B-30

(Walking Pose)
130mm x 155mm x 12 1/8"

ITEM #	CODE	DESCRIPTION	BODY	CODE
Heads				
O-01	015580	(Lesser) Sandhill Crane Closed Mouth	B-30	019260
O-02	018980	(Lesser) Sandhill Crane Open Mouth	B-30	019260
O-03	015580	(Greater) Sandhill Crane (Large)	B-39	020620
O-05	015580	(Greater) Sandhill Crane (Small)	B-39	020620
O-07	013320	Raven, South African	B-33 (altered)	06910
O-08	015320	Raven, South African (OM) / HO	B-33 (altered)	06910
O-11	08220	Coot		
O-12	011050	Coot (OM) / HO		
Bodies				
B-30		(Lesser) Sandhill Crane Body (Walking Pose)		019260
B-39		(Greater) Sandhill Crane Body		020620



O-02

ARTIFICIAL WATERFOWL HEADS

By Robert Holshouser



PR-101 and PR-103 have eye rings sculpted into the head.



PR-101-S Wood Duck Drake System comes with the WDDER eye rings

PUDDLE DUCKS

HEAD	DESCRIPTION	CODE
PR-101	Wood Duck Drake, with Sculpted-in Eye Rings (Will Only Accept the Flex Eye - WDMEYE Page 170)	015700
PR-101-S	Wood Duck Drake System, with WDDER Eye Rings (Can Use Any Eye)	017670
PR-102	Wood Duck Hen	013710
PR-103	Mallard/Black Duck Drake, with Sculpted in Eye Rings (Will Only Accept the Flex Eye - MALFEYE Page 170)	015700
PR-103-W	Mallard/Black Duck Drake	013710
PR-103-OM	Mallard/Black Duck Drake, Open Mouth	019370
PR-104	Mallard Hen	013710
PR-105	Pintail Drake	013710
PR-106	Pintail Hen	013710
PR-107	Green-Winged Teal Drake	013710
PR-108	Cinnamon Teal Drake	013710
PR-109	Widgeon Drake	013710



HQ EYE RINGS

ITEM #	DESCRIPTION	CODE
WDDER	Wood Duck Drake	05190

ARTIFICIAL WATERFOWL HEADS

BY ROBERT HOLSHOUSER



DIVERS & SEA DUCKS

HEAD	DESCRIPTION	CODE
PR-201	Surf Scoter Drake	014840
PR-224	Surf Scoter Hen	014840
PR-202	White Winged Scoter Drake	014840
PR-203	Barrows Golden Eye Drake	013710
PR-228	Barrows Golden Eye Hen	013710
PR-204	Harlequin Drake	013710
PR-205	Harlequin Hen	013710
PR-206	Bufflehead Drake	013710
PR-207	Red Head Drake and Hen	013710
PR-210	Hooded Merganser Drake and Hen	013710
PR-212	Old Squaw Drake and Hen	013710
PR-213	Red Breasted Merganser Drake	013710
PR-215	Black Scoter Drake and Hen	013710
PR-218	Ring-Necked Drake and Hen	013710
PR-225	Canvasback Drake	013710
PR-226	Canvasback Hen	013710
PR-227	Common Goldeneye Drake	013710
PR-300	King Eider Drake Med Lobe	014840
PR-301	King Eider Drake Spring Lobe	014840
PR-302	King Eider Hen	014840
PR-305	Pacific Eider Drake	015980
PR-304	Pacific Eider Hen	015980
PR-311	Common Eider Drake	015980
PR-310	Common Eider Drake Open Mouth	020510
PR-312	Common Eider Hen	014840
PR-220	Lesser Scaup	014840

Extremely accurate, bubble-free and designed for the artist who demands perfection.

GEESE/BRANT/SWAN

HEAD	DESCRIPTION	CODE
PR-401	Snow/Blue Goose	015980
PR-402	Ross Goose	013710
PR-403	Pacific Brant (small)	013710
PR-404	Pacific White Front (Speckled Belly)	014840
PR-407	Lesser Canadian, 45mm	014840
PR-408	Lesser Canadian, 49mm	014840
PR-409	Lesser Canadian, 54mm	014840
PR-410	Canada Goose, 70mm	015980
PR-413	Canada Goose, 74mm	015980
PR-602	Tundra Swan	021070

TREE DUCK

HEAD	DESCRIPTION	CODE
PR-601	Black Belly Tree Duck	013710

ARTIFICIAL REPRODUCTION

HEAD	DESCRIPTION	CODE
PR-501	Bald Eagle, Male	032970

UPLAND BIRDS

BY PAGE NETHERCUTT



Pheasant
B-26 Body, U-23 Head

Mount By
Page Nethercutt



Capercaillie, Ivory Billed Male
U-04



Black Grouse
U-11



Willow Ptarmigan
U-27



2018 PA Bird
Champion

Mount By
Page Nethercutt



Sage Grouse
B-29



Ringneck Pheasant
B-26



Willow Ptarmigan
B-27



Ruffed Grouse
B-27 Body, U-15 Head

Mount By
Kevin Hastings

UPLAND HEADS AND BODIES

BY PAGE NETHERCUTT



Black-Billed Capercaillies
U-01 and U-02 Heads
PA State Champion Upland 2012
Mount By Page Nethercutt

BODY

BODY	WIDTH	DEPTH	LENGTH	CODE
B-26	71 mm	108 mm	8½"	08790
B-27	68 mm	88 mm	6"	08450
B-28	75 mm	90 mm	7¾"	08790
B-29	105 mm	136 mm	9¾"	013550
B-30	130 mm	155 mm	12½"	019260
B-31	63 mm	79 mm	6¼"	08450
B-32	70 mm	92 mm	6¾"	08450
B-33	74 mm	73 mm	5¾"	06910
B-34	58 mm	71 mm	5"	06910
B-35	42 mm	62 mm	4¼"	06070
B-36	46 mm	60 mm	3¾"	06070
B-37	48 mm	58 mm	4"	06070
B-38	108 mm	152 mm	9"	014000
B-40	88 mm	108 mm	8¾"	08790
B-41	59 mm	77 mm	6½"	08450

TIM JORDAN PHEASANT BODIES

ITEM #	DESCRIPTION	CODE
TJPHF	Flying Pheasant (Med.)	010280
TJPHS	Standing Pheasant (Med.)	010280

HEAD

HEAD	CODE	DESCRIPTION	BODY	CODE
U-01	015580	Capercallie, Black-Billed	B-38	014000
U-02	018980	Capercallie, Black-Billed (O/M) / HO	B-38	014000
U-03	015580	Capercallie, Ivory Billed	B-38	014000
U-04	018980	Capercallie, Ivory Billed (O/M) / SO	B-38	014000
U-05	08220	Chukar	B-41	08450
U-06	011050	Chukar (O/M) / WO	B-41	08450
N/A	N/A	Crow	B-33	06910
U-09	08220	Hungarian Partridge	B-34	06910
U-11	011050	Grouse, Black	B-28	08790
U-13	011050	Grouse, Blue	B-40	08790
U-14	013320	Grouse, Blue (O/M) / HO	B-40	08790
U-15	011050	Grouse, Ruffed	B-27	08450
U-16	013320	Grouse, Ruffed (O/M) / HO	B-27	08450
U-17	011050	Grouse, Sage	B-29	013550
U-19	011050	Grouse, Sharptail	B-32	08450
U-21	011050	Grouse, Spruce	B-31	08450
U-23	011050	Ring-Necked Pheasant Male	B-26	08790
U-24	013320	Ring-Necked Pheasant (O/M) / HO	B-26	08790
U-25	011050	Greater Prairie Chicken Male	B-28	08790
U-26	013320	Greater Prairie Chicken Male (O/M) / HO	B-28	08790
N/A	N/A	Quail, Bobwhite/Mearns	B-35	06070
N/A	N/A	Quail, California	B-36	06070
U-27	011050	Willow Ptarmigan	B-27	08450
U-29	011050	Woodcock	B-37	06070



40657

Back of
Pheasant Tail Kit

40658

Pheasant Tail Kits in Oak

ITEM #	CODE
40657	015080
40658	015080

TURKEYS

BY BRETT DEFREITAS, BACK-TO-BACK WORLD CHAMPION

Boondocks BAD Boy Turkey Bodies from Brett DeFreitas will allow the taxidermist using them to mount a more beautiful, natural-looking turkey with less stress and time spent. Brett designed the bodies after several years of research to make a more accurate and user-friendly turkey body for taxidermists looking to improve their mounts.

After using Brett's turkey bodies and neck inserts, you will see why they have won every major award in taxidermy competitions, including two World Titles and multiple state, regional and national titles by many taxidermists.



**BEST IN WORLD
TURKEY, 2009**



**BEST IN WORLD
TURKEY, 2011**



Mount by
Stehling's Wholesale Taxidermy LLC



ITEM #	DESCRIPTION	GIRTH	LENGTH	CODE
BBTXS	Extra Small (14-15 Lb)	22"	12½"	024340
BBTSM	Small (16-17 Lb)	23"	13½"	025140
BBTMD	Medium (18-20 Lb)	25½"	14½"	025980
BBTLG	Large (21-23 Lb)	26"	15½"	027170
BBTXL	Extra Large (24+ Lb)	27"	16"	028380
BBTH	Hen	18¾"	11½"	024340

NECK INSERTS

FOR BRETT DEFREITAS BAD BOY BODIES

Choose the neck insert that corresponds with the body form. All neck inserts are made with flexible foam.



Strutting



Strutting



Gobbling



Flying



Standing

	EXTRA SMALL (013330)	SMALL (014490)	MEDIUM (014710)	LARGE (015080)	EXTRA LARGE (015640)
Strutting	TISTR1	TISTR2	TISTR3	TISTR4	TISTR5
Gobbling	TIGB1	TIGB2	TIGB3	TIGB4	TIGB5
Standing	TISD1	TISD2	TISD3	TISD4	TISD5
Flying	TIFL1	TIFL2	TIFL3	TIFL4	TIFL5



ITEM #	DESCRIPTION	CODE
DS1	Drumsticks (pair)	011590

Mount By
Josh Lengacher

2011 World Taxidermy
Championship Best of
Category Professional
Division



Mount by
Dennis Wessner

2015 Second In World Turkey

REPRODUCTION TURKEY HEADS

By Anthony Eddy

These are the highest-quality reproduction heads on the market. Cast from raw turkey heads, each one has realistic definition and detail. All heads are painted to near competition grade. If you are considering using reproduction heads in your turkey mounts, these are the best available on the market. **CODE: 067950**



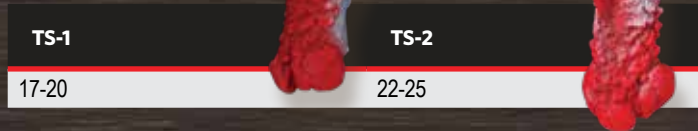
STRUTTING




GOBBLING



STANDING



STANDING ALERT



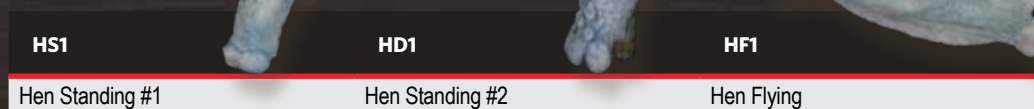
FLYING



HANGING DEAD



HEN



TURKEY BODIES

BY TIM JORDAN

Tim Jordan is a national champion and well known turkey expert. Tim designed these turkey bodies to be anatomically correct and user-friendly. All body sizes were made from multiple measurements taken from real carcasses. These turkey bodies were designed to be used with the "bondo system" of attaching the legs and wings. This saves time and allows you to finesse the bird more. There is no need to run wires through your turkey body using Tim's forms. The outcome will be a better looking bird, with less time involved in mounting.



Mount By
Todd Capitano

United Taxidermist of
New York Best of Show
Masters 2012



Strutting



Flying/Gobbling



Standing

15-16 LB		CODE
TJ-1516STRUT	Strutting	028400
TJ-1516FG	Flying/Gobbling	028400
TJ-1516STN	Standing	028400

17-18 LB		CODE
TJ-1718STRUT	Strutting	029530
TJ-1718FG	Flying/Gobbling	029530
TJ-1718STN	Standing	029530

19-20 LB		CODE
TJ-1920STRUT	Strutting	030700
TJ-1920FG	Flying/Gobbling	030700
TJ-1920STN	Standing	030700

21-22 LB		CODE
TJ-2122STRUT	Strutting	031830
TJ-2122FG	Flying/Gobbling	031830
TJ-2122STN	Standing	031830

MOUNTING A STRUTTING TURKEY A TO Z

Instructional DVD by Tim Jordan

ITEM #	CODE
TJDVD	050990

DVD's are located on page 268-269



Mount by Gary Repasky



PEDESTAL MOUNT

ITEM #	WEIGHT	CODE
TJPED1718	17-18 lb	024000

NEW



BREAST MOUNTS

These breast mounts have a wood block made into the form for a hanger to be attached.

ITEM #	SIZE	CODE
TJTB1718	17-18 lb	020250
TJTB1920	19-20 lb	020810



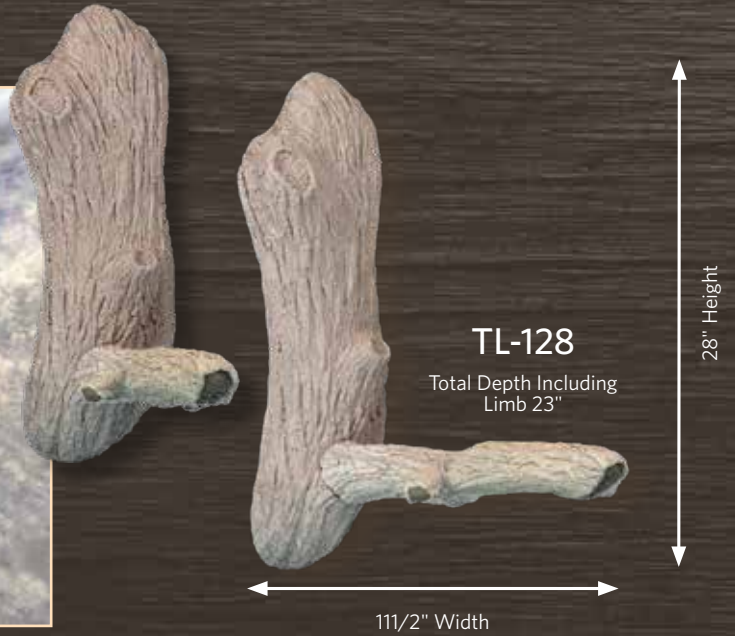
TIM JORDAN FREEZE DRY INSERTS

Made with flexible foam

ITEM #	DESCRIPTION	CODE
TJFISTR	Strutting	012140
TJFIH	Hen	012140
TJFIFL	Flying/Fighting	012140
TJFIGOB	Gobbling	012140



TURKEY LIMB



Mount By
Stehling's Taxidermy

ITEM #	SIZE (HEIGHT X WIDTH X TOTAL DEPTH)	DESCRIPTION	CODE
TL-128	28" x 11½" x 22" (20" Limb)	Turkey Limb (unfinished)	067160

TURKEY TAIL KITS

ITEM #	DESCRIPTION	CODE
40019	Deluxe Oak Turkey Display Kit	031190
40160	Deluxe Oak Turkey Display Kit	031190



40019



40019



40160



TP1



40160

TURKEY PANEL KIT

This laser-engraved panel features an integral hanger groove in the back for easy mounting on a wall. The kit comes complete with dry preservatives, all hardware and directions.

ITEM #	CODE
TP1	039380

STRAIGHT WIRE

ITEM #	GAUGE	SIZE	LENGTH	APPROX. # OF PIECES PER POUND
SW6	6 (4.88 mm)		36"	4
SW6LG	6 (4.88 mm)		48"	3
SW8	8 (4.11 mm)		33"	6
SW8LG	8 (4.11 mm)		48"	4
SW10	10 (3.43 mm)		36"	8
SW10LG	10 (3.43 mm)		48"	5
SW12	12 (2.69 mm)		36"	12
SW14	14 (2.03 mm)		24"	31
SW16	16 (1.59 mm)		24"	49

Galvanized straight wire is sold by the pound. When ordering, specify number of pounds with each item number. **05750/Lb.**

FLEXIBLE FOAM BIRD NECK MATERIAL

Bird neck material is used in conjunction with annealed wire to create a flexible lifelike pose. This material also works well when used instead of card material to pin any mount while it is drying.

ITEM #	DESCRIPTION	LENGTH	CODE
FOAM1/4"	1/4" Diameter	10' section	02440
FOAM3/8"	3/8" Diameter	10' section	04150
FOAM1/2"	1/2" Diameter	10' section	04150
FOAM5/8"	5/8" Diameter	10' section	04260
FOAM3/4"	3/4" Diameter	10' section	04890
FOAM1"	1" Diameter	10' section	05720
FOAM1 1/4"	1 1/4" Diameter	10' section	05980
FOAM1 1/2"	1 1/2" Diameter	6' section	06230



MASTER'S BLEND

Two part liquid designed to inject into bird's feet using a syringe in order to eliminate shrinkage. Sets in 3-5 minutes at room temp.

ITEM #	SIZE	CODE
MSBLQ	2 Quart Kit	041500
MSBLP	2 Pint Kit	021840

BORAX

Multi-Use powder for moth proofing, cleaning and preserving. Apply directly to hides or mix in water solution for submersion.

ITEM #	SIZE	CODE
PDBX5	5 lbs	09750



The 2019

World Taxidermy & Fish Carving Championship®




World's Largest
Taxidermy Trade Show

Join thousands of your peers for five days of educational and inspirational fellowship that will CHANGE the way you look at your profession.



Springfield Event Center and
University Plaza Hotel
Springfield, Missouri
April 30–May 4, 2019



Seminars from the world's
top taxidermists



**MARK
YOUR
CALENDAR**



For more information contact Breakthrough Magazine at
800-783-7266, (985) 345-7266, or www.breakthroughmagazine.com.

EYES

ANTELOPE Tohickon



Aspheric

Optech

SIZE	OPTECH	CODE	ASPHERIC	CODE	IQ	CODE
32mm	ANTOPT32	015990	ANTASPH32	016990	ANTIQ32	018990
34mm	ANTOPT34	015990	ANTASPH34	016990	ANTIQ34	018990
36mm	ANTOPT36	015990	ANTASPH36	018390	ANTIQ36	018990

Aspheric are 160 series Concave Convex



220 SERIES PRE-ROTATED

ASPHERIC

250IQ SERIES

BLESBOK

SIZE	PREROTATED	CODE	ASPHERIC	CODE	IQ	CODE
32mm	BLSPR32	016490	BLSASPH32	014990	BLSIQ32	018990



PREMIUM
C/C 170

WHITE BANDED
IQ 125

BOAR

SIZE	PREMIUM C/C 170	CODE	WHITE BANDED IQ 125 SERIES	CODE
20mm	BOARPR20	016090	BOARWB20	019650
22mm	BOARPR22	016450	BOARWB22	021590
26mm	BOARPR26	017890	BOARWB26	022650
28mm	BOARPR28	019450	BOARWB28	023650



(Limited Quantities)

CARIBOU Tohickon

SIZE	OPTECH	CODE	ASPHERIC	CODE	IQ	CODE
28mm	CRBUOPT28	015990	CRBUASPH28	014990		
30mm	CRBUOPT30	015990	CRBUASPH30	014990	CRBUIQ30	018990
32mm	CRBUOPT32	015990			CRBUIQ32	018990
34mm	CRBUOPT34	015990			CRBUIQ34	018990

BEAR Tohickon



Compound Lens 125

Premium C/C 170
Series

Economy C/C 165
Series

SIZE	COMPOUND LENS 125	CODE	PREMIUM C/C 170	CODE	165 ECONOMY	CODE
12mm	BEARIQ12	019650	BEARPR12	014290	BEAREC12	012250
14mm	BEARIQ14	019650	BEARPR14	014650	BEAREC14	012250
16mm	BEARIQ16	020090	BEARPR16	014650	BEAREC16	012250
18mm	BEARIQ18	020390	BEARPR18	015190	BEAREC18	012450
20mm	BEARIQ20	020890	BEARPR20	016090	BEAREC20	013390

Specify eye by base size, iris is 4-6mm smaller than base.

BOBCAT Tohickon



250IQ Series

Premium C/C
180 Series

SIZE	250IQ	CODE	PREMIUM C/C 180	CODE
14mm			BBCPRM14	014250
16mm			BBCPRM16	015250
18mm	BBCTIQ18	018990	BBCPRM18	015250
20mm	BBCTIQ20	018990	BBCPRM20	016150

Specify eye by base size, iris will be smaller.

COYOTE Tohickon



White Banded 125

Premium 170

SIZE	WHITE BANDED 125 SERIES	CODE	PREMIUM C/C 170	CODE
14mm	CYOTIQ14	019650	CYOTPRM14	014650
16mm	CYOTIQ16	020090	CYOTPRM16	014650
18mm	CYOTIQ18	020390	CYOTPRM18	015190
20mm	CYOTIQ20	020890	CYOTPRM20	016090
22mm	CYOTIQ22	021590	CYOTPRM22	016450
24mm	CYOTIQ24	021990	CYOTPRM24	017250

DEER, WHITETAIL

Tohickon

SIZE	OPTECH	CODE	ASPHERIC	CODE	IQ	CODE
24mm	DEEROPT24	015990				
26mm	DEEROPT26	015990				
28mm	DEEROPT28	015990	DEERASPH28	014990		
30mm					DEERIQ30	018990
32mm					DEERIQ32	018990
34mm					DEERIQ34	018990
36mm	DEEROPT36	015990	DEERASPH36	014990	DEERIQ36	018990
38mm	DEEROPT38	015990	DEERASPH38	014990	DEERIQ38	019750
40mm	DEEROPT40	016750				



Tohickon
Optech

Tohickon
Aspheric

Tohickon IQ



650 Series
With Extra Brown

650 Series
Without Extra Brown



650 Series (Joe Meder Eye) Tohickon

SIZE	W/ EXTRA BROWN	CODE	W/ OUT EXTRA BROWN	CODE
30mm	DEERJMDR30X	019490	DEERJMDR30	019490
32mm	DEERJMDR32X	019490	DEERJMDR32	019490
34mm	DEERJMDR34X	021250	DEERJMDR34	021250

DEER, WHITETAIL

Tohickon

QUANTUM-VX™
Prestige



405 SERIES
ASPHERIC

400 SERIES
OPTECH

405 SERIES
PRE-ROTATED

SIZE	405 ASPHERIC	CODE	405 PRE ROTATED	CODE	400 OPTECH	CODE
30mm	DQA30	09750	DQPR30	010990	DQO30	010990
32mm	DQA32	09750	DQPR32	010990	DQO32	010990
34mm	DQA34	09750	DQPR34	010990	DQO34	010990

405 Series eye no longer has a lip around the base.

Quantum 425 VX Plus With Red Sclera Veins

SIZE	425 PRE-ROTATED	CODE	425 OPTECH	CODE
30mm	DEERQPR30	013250	DEERQOP30	013250
32mm	DEERQPR32	013250	DEERQOP32	013250
34mm	DEERQPR34	013250	DEERQOP34	013250



425 SERIES
WITH RED SCLERA
VEINS
PRE-ROTATED

425 SERIES
WITH RED SCLERA
VEINS
OPTECH

EYES

DEER, MEDIUM Tohickon



405 SERIES
ASPHERIC
MEDIUM DEER
COLOR



400 SERIES
OPTECH
MEDIUM DEER
COLOR

405 SERIES
PRE ROTATED
MEDIUM DEER
COLOR

SIZE	405 ASPHERIC	CODE	405 PRE ROTATED	CODE	400 OPTECH	CODE	IQ	CODE
30mm	DMEDA30	09750	DMEDPR30	010990	DMEDOP30	010990	DMEDIQ30	018990
32mm	DMEDA32	09750	DMEDPR32	010990	DMEDOP32	010990	DMEDIQ32	018990
34mm	DMEDA34	09750	DMEDPR34	010990	DMEDOP34	010990	DMEDIQ34	018990
36mm	DMEDA36	09750	DMEDPR36	010990	DMEDOP36	010990	DMEDIQ36	018990

DEER, DARK by Payer Eyes



ASPHERIC



PRE-ROTATED

SIZE	ASPHERIC	CODE	PRE-ROTATED	CODE
30mm	PDEERDA30	07750	PDEERDPR30	09500
32mm	PDEERDA32	07750	PDEERDPR32	09500

DEER, MEDIUM by Payer Eyes



MEDIUM
ASPHERIC



MEDIUM
PRE-ROTATED

SIZE	ASPHERIC	CODE	PRE-ROTATED	CODE
30mm	PDEERMA30	07750	PDEERMPR30	09500
32mm	PDEERMA32	07750	PDEERMPR32	09500

DEER EYES

By Flex Eyes Inc.

**Limited
Quantities**

- Made from pvc plastic
- Molded for the most accurate shape
- Cost effective
- Won't warp when dropped
- Can be trimmed to a smaller size



Black 30-BD



Black 30-BD



Brown, white Sclera
30-BSD



Brown
30-BRD

by Flex Eyes **Limited Quantities**

SIZE	DESCRIPTION	ITEM #	CODE
32mm	Black deer eye	30-BD	06500
32mm	Brown deer eye	30-BRD	06500
32mm	Brown Deer Eye, with White Sclera	30-BSD	07500

EPPLEY TRUEYES - MADE FROM ACRYLIC

TruEyes Competition Grade Limited Availability Item # TE32WD 32mm base 09850

Features sclera band, veining throughout, perfect detail and coloration.

Pre-Rotated Limited Availability Item # TE325WD 32mm base 09850

Pre-Rotated. Allows you to show the white and sclera band for the customer that desires a custom eye set.

TruEye Professional Limited Availability Item # TE320WD 32mm base 08100

High quality look at an affordable price. Designed for ease of use.



TE325WD



TE32WD



TE320WD



NM3

NM6

ITEM #	DESCRIPTION	CODE
NM3	Nictating Membrane, For Use with Eyes in Small Game and Bear. Fits 12-20mm eye.	01950
NM6	Competition Quality Membranes. Designed for Commercial or Professional Use. No Trimming Required. Fits 26mm-34mm Eyes.	02150

DEER, MULE

Tohickon


SIZE	250IQ	CODE	OPTECH	CODE
32mm	MUDRIQ32	018990	MUDOP32	018530
34mm	MUDRIQ34	018990	MUDOP34	018530



MULE DEER IQ



MULE DEER
OPTECH



405
ASPHERIC



250IQ

ELK

Tohickon (Limited Quantities)

SIZE	405 ASPHERIC	CODE	405 PRE ROTATED	CODE	400 OPTECH	CODE	250IQ	CODE
30mm	ELKASP30	09750	ELKPR30	010990	ELKOPT30	010990		
32mm	ELKASP32	09750	ELKPR32	010990	ELKOPT32	010990	ELKIQ32	018990
34mm	ELKASP34	09750	ELKPR34	010990	ELKOPT34	010990	ELKIQ34	018990
36mm	ELKASP36	09750	ELKPR36	010990	ELKOPT36	010990	ELKIQ36	018990
38mm							ELKIQ38	019750



405 SERIES
PRE-ROTATED

400 SERIES
OPTECH



PREMIUM



250IQ



PREMIUM



WHITE BASE



FOX, GRAY

Tohickon

SIZE	PREMIUM C/C	CODE	250IQ	CODE
10mm	GFOXPRM10	014250		
12mm	GFOXPRM12	014250		
14mm	GFOXPRM14	014250		
16mm	GFOXPRM16	015250		
18mm	GFOXPRM18	015250	GFOXIQ18	018990
20mm	GFOXPRM20	016150	GFOXIQ20	018990

FOX, RED

Tohickon

SIZE	PREMIUM C/C	CODE	250IQ	CODE
14mm	RFOXPRM14	014250		
16mm	RFOXPRM16	015250		
18mm	RFOXPRM18	015250	RFOXIQ18	018990
20mm	RFOXPRM20	016150	RFOXIQ20	018990

GLOBAL

Tohickon

SIZE	JET BLACK	
7mm	GLOBAL7	02750
8mm	GLOBAL8	02750
9mm	GLOBAL9	04350
10mm	GLOBAL10	04350
11mm	GLOBAL11	04350
12mm	GLOBAL	04350
14mm	GLOBAL14	04890

GOAT, MOUNTAIN

Tohickon

SIZE	ASPHERIC	CODE
28mm	MTGTASPH28	014990



MTGTASPH28



405 SERIES
ASPHERIC



405 SERIES
PRE-ROTATED



400 SERIES
OPTECH



250A SERIES
OPTECH



250IQ

HARTEBEEST

Tohickon

SIZE	405 ASPHERIC	CODE	405 PRE-ROTATED	CODE	400 OPTECH	CODE	250A OPTECH	CODE	250IQ	CODE
34mm	HBQA34	09750	HBQPR34	010990	HBQO34	010990	HARTOPT34	015990	HARTIQ34	018990

EYES



220 SERIES
ASPHERIC



250 IQ



250 A SERIES
OPTECH

IBEX Tohickon

SIZE	220 ASPHERIC	CODE	250IQ	CODE	OPTECH	CODE
32mm	IBEXASPH32	014990	IBEXIQ32	018990	IBEXOPT32	015990

KUDU Tohickon

SIZE	400 OPTECH	CODE	250IQ	CODE
36mm	KUDUOPT36	013950	KUDUIQ36	016790



400 SERIES
OPTECH



250IQ

LION, MOUNTAIN Tohickon

SIZE	PREMIUM C/C 170	CODE	250IQ	CODE
24mm	MTLN24	017250	MTLNIQ24	020890
26mm	MTLN26	017890	MTLNIQ26	022990
28mm	MTLN28	019450	MTLNIQ28	022990



250IQ



PREMIUM



250IQ

LYNK Tohickon

SIZE	180 ASPHERIC	CODE	250 IQ	CODE
18mm	LYNXA18	015250	LYNXIQ18	018990



ASPHERIC



PLAINS GAME (AFRICAN)

Tohickon 22-40mm Aspheric are 160 Series Concave Convex

SIZE	OPTECH	CODE	ASPHERIC	CODE	SIZE	PRE-ROTATED	CODE	IQ	CODE
22mm			ANTASPH22	016150	22mm				
24mm	ANTOPT24	015990	ANTASPH24	016750	24mm				
26mm	ANTOPT26	015990	ANTASPH26	016990	26mm				
28mm	ANTOPT28	015990	ANTASPH28	016990	28mm	ANTPR28	016490	ANTIQ28	018990
30mm	ANTOPT30	015990	ANTASPH30	016990	30mm	ANTPR30	016490	ANTIQ30	018990
32mm	ANTOPT32	015990	ANTASPH32	016990	32mm	ANTPR32	016490	ANTIQ32	018990
34mm	ANTOPT34	015990	ANTASPH34	016990	34mm	ANTPR34	016490	ANTIQ34	018990
36mm	ANTOPT36	015990	ANTASPH36	018390	36mm	ANTPR36	016490	ANTIQ36	018990
38mm	ANTOPT38	015990	ANTASPH38	018390	38mm	ANTPR38	016490	ANTIQ38	019750
40mm	ANTOPT40	016750	ANTASPH40	020790	40mm			ANTIQ40	019750



OPTECH



ASPHERIC



IQ



225 ASPHERIC



405 Pre-Rotated



250 Optech

RED STAG

Tohickon

SIZE	225 ASPHERIC	CODE	405 PRE-ROTATED	CODE	250 OPTECH	CODE	250 IQ	CODE
34mm	RDASPH34	014990	RDPR34	010990	RDOP34	015990	RDIQ34	018990



250 IQ

SHEEP, BIGHORN

Tohickon

SIZE	OPTECH	CODE	IQ	CODE
32mm	BIGOPT32	015990	BIGHIQ32	018990
34mm	BIGOPT34	015990	BIGHIQ34	018990
36mm	BIGOPT36	015990	BIGHIQ36	018990



OPTECH

IQ

SHEEP, DALL, STONE, CORSICAN

Tohickon

SIZE	OPTECH	CODE	ASPHERIC	CODE	IQ	CODE
30mm			DLSHASP30	014990		
32mm	DLSHOPT32	015990	DLSHASP32	014990	DLSHIQ32	018990
34mm	DLSHOPT34	015990	DLSHASP34	014990	DLSHIQ34	018990
36mm	DLSHOPT36	015990	DLSHASP36	014990	DLSHIQ36	018990



OPTECH

ASPHERIC

IQ



OPTECH



ASPHERIC



IQ

TAHR

Tohickon

SIZE	OPTECH	CODE	ASPHERIC	CODE	IQ	CODE
30mm	TAHRO30	015990	TAHRA30	014990	TAHRIQ30	018990

WILDEBEEST

Tohickon

SIZE	ASPHERIC	CODE	OPTECH	CODE	IQ	CODE
34mm	WDQA34	014990	WDBTOPT34	015990	WDBTIQ34	018990
36mm	WDQA36	014990	WDBTOPT36	015990	WDBTIQ36	018990



ASPHERIC

OPTECH

IQ

EYES

BIRD

Tohicken 123 Series Aspheric



FLEX EYES BY WAYNE COOPER

All eyes have lids and are 05500/pair with the exception of the Canada Goose and Turkey eyes which are 06000/pair

SIZE	ITEM NUMBER	DESCRIPTION	CODE
9mm	DuckBW9	Blue White Duck Eye	06890
10mm	DuckBW10	Blue White Duck Eye	06890
7mm	DuckBO7	Burnt Orange Duck Eye	06890
8mm	DuckBO8	Burnt Orange Duck Eye	06890
9mm	DuckBO9	Burnt Orange Duck Eye	06890
10mm	DuckBO10	Burnt Orange Duck Eye	06890
6mm	DuckDB6	Dark Brown Duck Eye	05350
7mm	DuckDB7	Dark Brown Duck Eye	06890
8mm	DuckDB8	Dark Brown Duck Eye	06890
9mm	DuckDB9	Dark Brown Duck Eye	06890
10mm	DuckDB10	Dark Brown Duck Eye	06890
11mm	DuckDB11	Dark Brown Duck Eye	06890
12mm	DuckDB12	Dark Brown Duck Eye	06890
8mm	DuckHZ8	Hazel Duck Eye	06890
9mm	DuckHZ9	Hazel Duck Eye	06890
8mm	DuckBR8	Medium Brown Duck Eye	06650
9mm	DuckBR9	Medium Brown Duck Eye	06890
10mm	DuckBR10	Medium Brown Duck Eye	06890
9mm	DuckOS9	Old Squaw Duck Eye	06890
10mm	DuckOS10	Old Squaw Duck Eye	06890
9mm	DuckPY9	Pale Yellow Duck Eye	06890
9mm	DuckRD9	Red Duck Eye	06890
10mm	DuckRD10	Red Duck Eye	06890
9mm	DuckST9	Straw Duck Eye	06890
9mm	DuckWH9	White Duck Eye	06890
10mm	DuckWH10	White Duck Eye	06890
8mm	DuckYE8	Yello Duck Eye	06809
9mm	DuckYE9	Yellow Duck Eye	06890
123-B SERIES			
12mm	CRANE12	Sandhill Crane Eye 12mm	08450
124 SERIES			
10mm	PHEA10	Pheasant 10mm	010990

SIZE	M/F	SIZE	ITEM #
Black Duck*	(M/F)	9mm	WCGEN
Bufflehead***	(M/F)	7mm	WCTEAL
Canada Goose	(M/F)	10mm	WCCG
Canvasback	(M)	9mm	WCCAN
Canvasback*	(F)	9mm	WCGEN
Chukar	(M/F)	9mm	WCCHK
Cinnamon Teal	(M)	7mm	WCCIN
Cinnamon Teal	(F)	7mm	WCTEAL
Gadwall*	(M/F)	9mm	WCGEN
Geese* (All Geese except White-Fronted and Canadian)		9mm	WCGEN
General Purpose	(M/F)	9mm	WCGEN
Goldeneye	(M/F)	9mm	WCGE
Harlequin***	(M/F)	7mm	WCTEAL
Hooded Merganser**	(M)	9mm	WCSCAUP
Hooded Merganser*	(F)	9mm	WCGEN
Old Squaw	(M/F)	9mm	WCOS
Mallard*	(M/F)	9mm	WCGEN
Mottled Duck*	(M/F)	9mm	WCGEN
Pheasant	(M)	9mm	WCPHE
Pheasant*	(F)	9mm	WCGEN
Pintail*	(M/F)	9mm	WCGEN
Quail	(M/F)	6mm	WCQUAIL
Redhead	(M)	9mm	WCRH
Redhead*	(F)	9mm	WCGEN
Ring-Necked Pheasant	(M)	9mm	WCPHE
Ring-Necked Pheasant*	(F)	9mm	WCGEN
Ruddy Duck***	(M/F)	7mm	WCTEAL

SIZE	M/F	SIZE	ITEM #
Scaup	(M/F)	9mm	WCSCAUP
Shoveler**	(M)	9mm	WCSCAUP
Shoveler*	(F)	9mm	WCGEN
Surf Scoter	(M)	9mm	WCSS
Surf Scoter*	(F)	9mm	WCGEN
Teal Green Winged M/F, Blue-Winged M/F, Cinnamon F		7mm	WCTEAL
Turkey	(M)	12mm	WCTK
White-Fronted Goose	(M/F)	9mm	WCWFT
White-Winged Scoter	(M)	9mm	WCSS
White-Winged Scoter*	(F)	9mm	WCGEN
Widgeon*	(M/F)	9mm	WCGEN
Woodduck	(M)	9mm	WCWDM
Woodduck	(F)	9mm	WCWDF



*Uses General Purpose Eye, **Uses same eye as Scaup, ***Uses same eye as Teal

ACRYLIC EUROPEAN BIRD EYES

ITEM	COLOR	SIZE
MEDIUM BROWN		
AB109	Medium Brown	9mm
AB108	Medium Brown	8mm
AB107	Medium Brown	7mm
DARK BROWN		
AB212	Dark Brown	12mm
AB210	Dark Brown	10mm
AB209	Dark Brown	9mm
AB208	Dark Brown	8mm
AB207	Dark Brown	7mm
AB206	Dark Brown	6mm

ITEM	COLOR	SIZE
ORANGE		
AB518	Yellow-Orange	8mm
AB509	Yellow-Orange	9mm
AB512	Yellow-Orange	12mm
AB527	Orange	7mm
YELLOW		
AB309	Yellow	9mm
AB308	Yellow	8mm
AB329	Yellow (small pupil)	9mm
AB348	Light Yellow	8mm

ITEM	COLOR	SIZE
RED		
AB410	Wood Duck Fall	10mm
AB400	Wood Duck Spring	10mm
AB429	Dark Red	9mm
SPECIAL		
AB539	Orange-Brown	9mm
AB810	Ringneck Pheasant	10mm
AB253	Wild Turkey	13mm
AB359	White Yellow	9mm
AB709	Blue	9mm

CODE

6mm-10mm	05350/pair
11mm-13mm	05950/pair

FLEX EYES ONLY, WITHOUT EYE RINGS

ITEM#	DESCRIPTION	CODE
WDFEYE	Woodduck	02500
WDFEYE	Woodduck Drake	02500
MALFEYE	Mallard	02500

BIRD EYE REFERENCE CHART

Ducks

BIRD	SIZE/COLOR	TOHICKEN GLASS 2 COLOR	EUROPEAN ACRYLIC
Black Belly Tree	9mm Brown	DUCKDB9	AB209
Black Duck Drake	10mm Brown	DUCKDB10	AB210
Black Duck Hen	10mm Brown	DUCKDB10	AB110
Blue Grouse	9mm Med Brown	DUCKBR9	AB109
Blue Wing Teal Drake	7mm Brown	DUCKDB7	AB207
Blue Wing Teal Hen	7mm Brown	DUCKDB7	AB107
Bufflehead Drake	7mm Brown	DUCKDB7	AB207
Bufflehead Hen	7mm Brown	DUCKDB7	AB107
Canvasback Drake	9mm Red	DUCKRD9	AB429
Canvasback Hen	9mm Brown	DUCKDB9	AB109
Chukar	8mm Dark Brown	DUCKDB8	AB208
Cinnamon Teal Drake	7mm Orange	DUCKBO7	AB527
Diaz (Mexican) Drake	9mm Brown	DUCKDB9	AB209
Diaz (Mexican) Hen	9mm Brown	DUCKDB9	AB109
Egyptian Goose	9mm Straw	DUCKST9	AB509
Eider, Atlantic Drake & Common	10mm Brown	DUCKDB10	AB210
Eider, Atlantic Hen & Common	10mm Brown	DUCKDB10	AB110
Eider, Drake Spectacled	9mm Blue		AB709
Eider, Hen Spectacled	8mm Med Brown	DUCKBR8	AB108
Eurasian Widgeon Drake	8mm Brown	DUCKDB8	AB208
Eurasian Widgeon Hen	8mm Brown	DUCKDB8	AB108
Fulvous	9mm Brown	DUCKDB9	AB209
G. Scaup Drake	9mm Yellow	DUCKYE9	AB309
G. Scaup Hen	9mm Yellow	DUCKYE9	AB309
Gadwall Drake	8mm Brown	DUCKDB8	AB208
Gadwall Hen	8mm Brown	DUCKDB8	AB108
Golden Eye, Barrow Drake	9mm Pale Yellow	DUCKPY9	AB359
Golden Eye, Barrow Hen	9mm Pale Yellow	DUCKPY9	AB359
Golden Eye, Common Drake	9mm Yellow	DUCKYE9	AB329
Golden Eye, Common Hen	9mm Yellow	DUCKYE9	AB309
Green Wing Teal Drake	8mm Brown	DUCKDB8	AB108
Green Wing Teal Hen	8mm Brown	DUCKDB8	AB108
Grouse, Ruffed Male	9mm Med Brown	DUCKBR9	AB109
Grouse, Sharp-tail	8mm Med Brown	DUCKBR9	AB109
Harlequin Drake	8mm Brown	DUCKDB8	AB208
Harlequin Hen	8mm Brown	DUCKDB8	AB108
Hungarian Partridge	7mm Brown	DUCKDB7	AB207
King Eider Drake	8mm Brown	DUCKDB8	AB208/AB209
King Eider Hen	8mm Brown	DUCKDB8	AB108/AB109
L. Scaup Drake	8mm Yellow	DUCKYE8	AB308
L. Scaup Hen	8mm Yellow	DUCKYE8	AB308
Magellan Goose	10mm Brown	DUCKDB10	AB210
Mallard Drake	10mm Brown	DUCKDB10	AB210
Mallard Hen	10mm Brown	DUCKDB10	AB110
Mandarin Drake	8mm Brown	DUCKDB8	AB208
Mandarin Hen	8mm Brown	DUCKDB8	AB208
Merganser, Common	9mm Brown	DUCKDB9	AB209
Merganser, Common Hen	9mm Med Brown	DUCKBR9	AB109
Merganser, Hooded Drake	9mm Yellow	DUCKYE9	AB329
Merganser, Hooded Hen	9mm Hazel	DUCKHZ9	AB109
Old Squaw Drake	9mm Hazel	DUCKHZ9	AB539
Old Squaw Hen	9mm Hazel	DUCKHZ9	AB539
Pacific Eider Drake	10mm Brown	DUCKDB10	AB210
Pacific Eider Hen	9mm Brown	DUCKDB9	AB109
Paradise Shell Duck Hen	9mm Brown	DUCKDB9	AB209
Pheasant Hen	10mm Med Brown	DUCKBR10	AB110
Pintail Drake	9mm Brown	DUCKDB9	AB209
Pintail Hen	9mm Brown	DUCKDB9	AB109
Pintail, Whitecheek Drake	9mm Red	DUCKRD9	AB429
Quail	6mm Dark Brown	DUCKDB6	AB206
Red Breasted Merganser Drake	9mm Red	DUCKRD9	AB429
Red Breasted Merganser Hen	9mm Light Brown	DUCKRD9	AB109
Red Head Drake	9mm Yellow	DUCKYE9	AB509
Red Head Hen	9mm Brown	DUCKDB9	AB109

Ducks Continued

BIRD	SIZE/COLOR	TOHICKEN GLASS 2 COLOR	EUROPEAN ACRYLIC
Red Shoveler Drake	9mm White	DUCKWH10	AB609
Ringneck Drake	9mm Yellow or Straw	DUCKYE9/DUCKST9	AB309
Ringneck Hen	9mm Hazel	DUCKHZ9	AB109
Rosybill Drake	9mm Red	DUCKRD9	AB429
Ruddy Drake	7mm Brown	DUCKDB7	AB207
Ruddy Hen	7mm Brown	DUCKDB7	AB107
Sandhill Crane, Greater & Lesser	12mm Yellow Orange	CRANE12	AB512
Scoter, Black Drake	8mm Brown	DUCKDB8	AB208
Scoter, Black Hen	8mm Brown	DUCKDB8	AB108
Scoter, Surf Drake	9mm White	DUCKWH9	
Scoter, Surf Hen	9mm Brown	DUCKDB9	AB109
Scoter, White Wing Drake	9mm White	DUCKWH9	
Scoter, White Wing Hen	9mm Brown	DUCKDB9	AB109
Shoveler Drake	9mm Yellow	DUCKYE9	AB309
Shoveler Hen	8mm Brown	DUCKDB8	AB108
Teal, Aleutian	8mm Med Brown	DUCKBR8	AB208
Teal, Baikali Drake	8mm Brown	DUCKDB8	AB108
Teal, Baikalian Drake	8mm Brown	DUCKDB8	AB208
Teal, Chilean Drake	8mm Brown	DUCKDB8	AB208
Teal, Ringed Drake	8mm Brown	DUCKDB8	AB208
Teal, Silver Drake	7mm Brown	DUCKDB7	AB207
WhiteFace	9mm Brown	DUCKDB9	AB209
Widgeon Drake	8mm Brown	DUCKDB8	AB208
Widgeon Hen	8mm Brown	DUCKDB8	AB108
Wood Duck Drake	10mm Red	DUCKRD10	AB410
Wood Duck Hen	10mm Brown	DUCKDB10	AB210

Swan & Geese

BIRD	SIZE/COLOR	TOHICKEN GLASS 2 COLOR	EUROPEAN ACRYLIC
Aleutian Island	9mm Brown	DUCKDB9	AB209
Atlantic Brant	9mm Brown	DUCKDB9	AB209
Cackler	10mm Brown	DUCKDB10	AB210
Canada Geese	10-11mm Brown	DUCKDB10	AB210
Canada Large	12mm Dark Brown	DUCKDB12	AB212
Canada Small	10mm Dark Brown	DUCKDB10	AB210
L. Snow	10mm Brown	DUCKDB10	AB210
Pacific Brant	10mm Brown	DUCKDB10	AB210
Richardson	9mm Brown	DUCKDB9	AB209
Ross	9mm Brown	DUCKDB9	AB209
Swan, Whistling	12mm Brown	DUCKDB12	AB212
Whitefront	10mm Brown	DUCKDB10	AB210

CODE

European Acrylic Bird Eyes

6mm-10mm	05350/pair
11mm-13mm	05950/pair

Tohicken Glass Two Color Iris

All Colors	06890/pair
Pheasant	010990/pair

EARLINERS AND NOSES

360 SERIES WHITETAIL EAR LINERS

These anatomically correct earliners produce a natural looking ear and are easy to use. Ball can be used with base plate or cut off and used with Eppley ear butts or clay ear butts and posed in any position desired. (Priced per pair)

ITEM #	SIZE	CODE
360S	Small 5½" x 2½"	06750
360M	Medium 6" x 2⅞"	06950
360L	Large 6½" x 3⅞"	07200



ACCESSORIES FOR 360 SERIES EARLINER



Inner Ear Insert 02600 pair

S360I **M360I** **L360I**
Small Medium Large



Ear Butts Back 04200 pair

S360EB **M360EB** **L360EB**
Small Medium Large



M360HB

Ear Butts Half Back
04200 pair
(only available in medium)



Ear Butts Forward 04200 pair

S360EF **M360EF** **L360EF**
Small Medium Large



Ear Butts Aggressive 07350 pair

S360AG **M360AG** **L360AG**
Small Medium Large



360M paired with
M360EB EAR BUTTS



B360 Base Plate

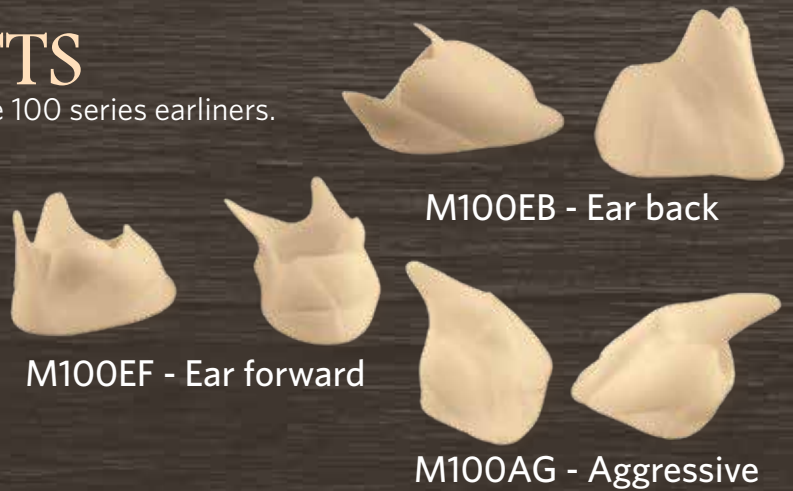
Fits all size 360 series earliners 02250 pair



100 SERIES: EAR BUTTS

Similar to 360 series ear butts but designed to fit the 100 series earliners.

ITEM #	DESCRIPTION	CODE
M100EF	Ear forward (Pair)	04200
M100EB	Ear Back (Pair)	04200
M100AG	Aggressive (Pair)	07350



100 SERIES: WHITETAIL EARLINERS

Similar to the 360 series but with added features:

- A molded in, deep ear canal
- Detailed inner ear
- Precolored with detailed veining

ITEM #	DESCRIPTION	CODE
100M	Medium Only (Pair)	08000



150 SERIES: WHITETAIL EARLINERS

- Designed for commercial taxidermy
- Similar to the 200 series but lack veining and are white
- Ear butt shape is designed to blend into manikin easily

ITEM #	DESCRIPTION	CODE
150M	Medium Only (Pair)	06950



150 SERIES: BASES

Provides a firm platform for anchoring earliner to manikin, eliminates the need for clay.

ITEM #	DESCRIPTION	CODE
M150B	Ear Base for 150M Earliners	03450
M150BD	Ear Base, Detailed for 150M Earliner	04200



EARLINERS

BY HILTON EPPLEY

ITEM #	SIZE	CODE
HE365M NEW	Medium (can be cut down to a small)	06350



EARLINERS

BY CARY COCHRAN

ITEM #	SIZE	CODE
ULT-M NEW	Medium Whitetail Ultimate Ear Liner	05950

PLASTIC EARLINERS

INSTRUCTIONS

Say goodbye to drumming, popping and bad adhesion forever! Everybody's had problems with the ears of mounted specimens drumming!

Plastic earliners are widely used in commercial and competition taxidermy, but it is not uncommon to have difficulty getting the hide to adhere to the liner. Karl Lansing of B. C. Canada has found a simple procedure that will allow you to say goodbye to bad adhesion forever.

Step 1: After removing the cartilage from the cape, place it against the ear liner and trim the liner to match. It should be trimmed a bit smaller than the cartilage, and any nicks or odd shapes should be duplicated. Then sand the edges. A thin edge will give a good transition from the liner to the skin. Be sure that the fit is not too snug. If the ear liner is too big, drumming can occur when the skin shrinks as it dries.

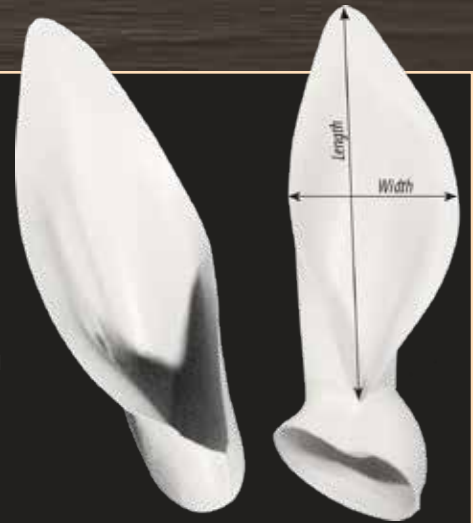
Step 2: After preparing the plastic ear liner, draw enough lacquer thinner in a one gallon can to completely submerge it.

Step 3: Immerse the plastic ear liner in the lacquer thinner for approximately 30 seconds. This will melt and soften the outer layer of the liner.

Step 4: Remove the liner from the thinner and immediately dip it into a container of corn cob dust, fine sawdust or fine sand, all work well. Let it sit for about one minute. Because the outer layer of the liner has been softened by the lacquer thinner, the dust will adhere to the plastic.

Step 5: Remove the liner, shake any excess dust back into the can, and let it dry approximately 10 minutes. This creates a set of ear liners that virtually any adhesive will stick to.

Be sure to follow label or SDS precautions for safe lacquer thinner use.



E-112-1P
Gray Fox



E-109P
Black Bear



E-189P
Springbok



E-168-1P
Kudu



E-108P
Bobcat



E-166P
Impala



E-194P
Warthog



E-158P
Blue Wildebeest

PLASTIC EARLINERS



E-154P
Gemsbok

E-107-1P
Elk



E-113P
Mountain Lion



E-104-1P
Mule Deer



E-104P
Mule Deer



E-107-1PB
Elk

ITEM #	DESCRIPTION	SIZE	CODE
E-99P	Antelope Earliners	5½" x 2" Medium w/o Butts	05950
E-100P	Antelope Earliners	6¾" x 2" Large w/o Butts	06200
E-123P	Axis Deer Earliners	3½" x 3" Medium w/o Butts	08250
E-10P	Badger Earliners	¾" x 1" Large w/o Butts	04400
E-95P	Bighorn Sheep Earliners	3½" x 3" Medium w/o Butts	06750
E-96P	Bighorn Sheep Earliners	4½" x 1¼" Medium w/o Butts	07150
E-109P	Black Bear Earliners	3¾" x 2" Medium w/ Butts	05450
E-110P	Black Bear Earliners	4¼" x 2¼" Large w/o Butts	06100
E-125P	Blesbok Earliners	5¼" x 1½" Large w/o Butts	08250
E-108P	Bobcat Earliners	3" x 2" Large w/o Butts	06100
E-173P	Cape Buffalo Earliners	10" x 5" Large w/o Butts	015100
E-161P	Cape Hartebeest Earliners	7¼" x 2¾" Large w/o Butts	09500
E-111P	Coyote Earliners	4¼" x 2¼" Large w/o Butts	06300
E-139P	Duiker Earliners	4½" x 1½" Large w/o Butts	06950
E-107P	Elk Earliners	7½" x 3¼" Medium w/o Butts	08700
E-107PB	Elk Earliners	7½" x 3¼" Medium w/ Butts	010300
E-107-1P	Elk Earliners	8¼" x 3½" Large w/o Butts	08700
E-107-1PB	Elk Earliners	8¼" x 3½" Large w/ Butts	010300
E-154P	Gemsbok Earliners	7½" x 3½" Large w/o Butts	09700
E-112-1P	Gray Fox Earliners	2¼" x 1½" Large w/o Butts	05950
E-166P	Impala Earliners	5½" x 2¼" Large w/o Butts	08550
E-168-1P	Kudu Earliners	10⅞" x 5⅝" X-Large w/o Butts	014800
E-168P	Kudu Earliners	9½" x 5" Large w/o Butts	014800
E-115P	Moose Earliners	10¼" x 5" Large w/o Butts	017100
E-114P	Moose Earliners	9¼" x 5" Medium w/o Butts	016150
E-113P	Mountain Lion Earliners	3" x 2½" Large w/o Butts	06750
E-103P	Mule Deer Earliners	7¾" x 3" Medium w/o Butts	08550
E-103PB	Mule Deer Earliners	7¾" x 3" Medium w/ Butts	010100
E-104-1P	Mule Deer Earliners	8" x 3¼" X-Large w/o Butts	08800
E-104P	Mule Deer Earliners	8" x 3¾" Large w/o Butts	08700
E-104PB	Mule Deer Earliners	8" x 3¾" Large w/ Butts	010100
E-70P	Raccoon Earliners	1¼" x 1¼" Large w/o Butts	04400
E-112P	Red Fox Earliners	3¼" x 2" Large w/o Butts	05950
E-178P	Reedbuck Earliners	5½" x 3" Large w/o Butts	07550
E-189P	Springbok Earliners	5" x 1½" Large w/o Butts	07550
E-194P	Warhog Earliners	4⅞" x 2½" Large w/o Butts	08250
E-158P	Wildebeest, Blue Earliners	7" x 2¾" Large w/o Butts	09700

EPPLEY BEAR EARLINERS

ITEM #	SIZE	CODE
400M	Medium	09000
400ML	Medium-Large	09500
400L	Large	010000



EPPLEY NOSES AND SEPTUMS

EZ REPLACEMENT NOSES

Detailed interior, designed for high-quality commercial mount, and for competition deer. Noses have a natural flesh tone center.



45EM



40EM

EZ ELK NOSE

ITEM #	SIZE	CODE
45EM	Med/Large	027500


BUGLING ELK NOSE

ITEM #	SIZE	CODE
40EM	Med/Large	041350



EZ WHITETAIL NOSE

ITEM #	SIZE	NOSE TO EYE	CODE
45WSP	Small	6¾" to 7"	013950
45WMP	Medium	7" to 7¾"	013950
45WLP	Large	7½" to 8¼"	013950



WHITETAIL SEPTUMS

ITEM #	SIZE	CODE
10WS	Small	05050
10WM	Medium	05050
10WL	Large	05050

ELK SEPTUM

ITEM #	SIZE	CODE
10EM	Med/Large	07200

"QUICK NOSE"

BY GENE SMITH

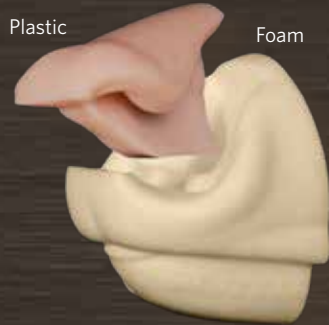
Head Quarters is proud to provide the most innovative, easy-to-install whitetail nose on the market. Gene Smith has again stepped up and delivered the best in detail and design, along with the easiest-to-install whitetail nose. No more cutting along the lip to install or trying to tuck lips into hard plastic. The foam lip line, plus foam rear attachment point, makes this part quick and easy to properly install and fit up to any manikin.



Accurate inner nostril detail easily allows light penetration.



Two-part Nose



Lip Line is foam for ease of tucking. Attachment is foam to foam for excellent transition to any form.

Limited Quantities

ITEM #	SIZE	CODE
WRN-6372	Small 6¾" - 7¼"	015000
WRN-7074	Medium 7" - 7 ½"	015000
WRN-7480	Large 7½" - 8"	015000

Flesh colored nostril detail surrounded by foam lip and foam chin.



Two-Part Quick Nose installed on Gene Smith Whitetail Form

HEAD QUARTERS REPLACEMENT NOSES

Realistic nose cast of a fresh specimen, designed with a small lip around the nose pad for the skin to butt up to. Order replacement bear noses by nose to eye measurement listed for bear.

ITEM #	SIZE	WIDTH X HEIGHT	CODE
BLACK BEAR			
BRPN-378	3¾"	1¼" x 1"	015900
BRPN-438	4¾"	1½" x 1¼"	015900
BRPN-434	4¾"	1½" x 1¾"	016960
BRPN-5	5"	1¾" x 1½"	016960
BRPN-514	5¼"	1¾" x 1¾"	018020
BRPN-512	5½"	1¾" x 1¾"	018020
BRPN-6	6"	2¼" x 1-13/16"	021200
GRIZZLY / BROWN BEAR			
GBN-7	7"	2-7/16" x 2¼"	022260
GBN-712	7½"	2-11/16" x 2¼"	024380
COYOTE			
CRN-ML	Med-Large	1-1/16" x ¾"	010340
RED FOX			
RFRN-M	Medium	11/16" x ¾"	07310
MOUNTAIN LION			
ML-MED	Medium	1-7/16" x 1-1/5"	017230

Measurements are taken from the widest part of the outside of the nostril wings and from the tallest part from the top to the bottom of the nose pad.



RED FOX



MOUNTAIN LION



COYOTE



BLACK BEAR



3~PIECE EPPLEY WHITETAIL REFERENCE

The most accurate whitetail nose available. It can be disassembled in three pieces to reveal every facet of nasal detail.

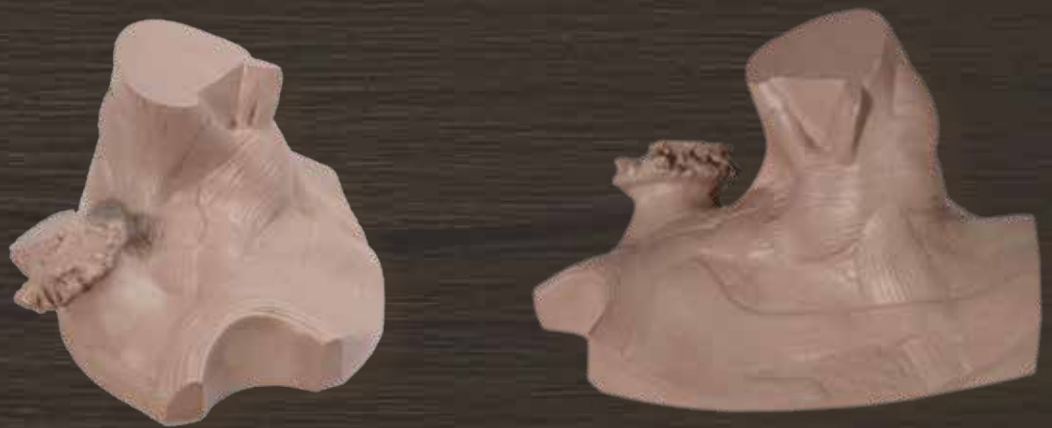
ITEM #	CODE
R55W	031750



HEAD QUARTERS EAR BUTT STUDY CAST

This ear butt study by Cary Cochran is a must have for any taxidermist. This Head Quarters exclusive "ears forward" study cast started out from a mold of the actual ear butt of a whitetail then the muscles were sculpted in to show detail. Made of high-quality polyurethane resin.

ITEM #	CODE
WTEF	025970



GENE SMITH EYE CAST

This reference is an actual cast taken from a fresh whitetail specimen. It features a Tohickon Optech glass eye. This cast is a great reference tool for any taxidermist that wants to improve commercial or competition deer mounts.

ITEM #	CODE
HQECG	025500



JAW SETS

BY MOHR

BADGER

STANDARD SERIES, DETAILED

ITEM #	DESCRIPTION	CODE
JN016	Jaw Detailed, Medium	022310

TONGUE

ITEM #	DESCRIPTION	CODE
T016	Medium, Tongue	06520



JN016

BLACK BEAR

STANDARD SERIES, BASE COLOR AND DETAILED

ITEM #	DESCRIPTION	CODE
JB001	X-Small, Base Color	018720
JN001	X-Small, Detailed	037010
JB002	Small, Base Color	019370
JN002	Small, Detailed	037770
JB003	Medium, Base Color	022430
JN003	Medium, Detailed	040400
JB004	Large, Base Color	026010
JN004	Large, Detailed	044490



JN003
with TS003 Tongue

TONGUES

ITEM #	DESCRIPTION	CODE
TS001	X-Small, Snarling Tongue	010160
TS002	Small, Snarling Tongue	010990
TS003	Medium, Snarling Tongue	010990
TS004	Large, Snarling Tongue	011120

BLACK BEAR



MM003



JN003H with TTSS003 Tongue

SLIMLINE SERIES DETAILED

ITEM #	DESCRIPTION	CODE
JNT001H	X-Small, Detailed	042570
JNT002H	Small, Detailed	043910
JNT003H	Medium, Detailed	046660
JNT004H	Large, Detailed	050810
JNT089H	X-Large, Detailed	058740

SNARLING

Mohr Mouth Series

Mohr Mouth Cup Series, Fully detailed with throat, snarling lips and snarling tongue.

ITEM #	DESCRIPTION	CODE
MM001	X-Small	0159790
MM002	Small	0166180
MM003	Medium	0172580
MM004	Large	0178970
MM089	X-Large	0185360

TONGUES

ITEM #	DESCRIPTION	CODE
TTSS001	X-Small, Super Snarling Tongue	012150
TTSS002	Small, Super Snarling Tongue	012460
TTSS003	Medium, Super Snarling Tongue	012460
TTSS004	Large, Super Snarling Tongue	013290
TTSS089	X-Large, Super Snarling Tongue	014760

RELAXED

Mohr Mouth Series

Fully detailed with throat, relaxed lips and relaxed tongue.

ITEM #	DESCRIPTION	CODE
MM003R	Medium, Relaxed Mouth	0137740
MM004R	Large, Relaxed Mouth	0148240
MM089R	X-Large, Relaxed Mouth	0153400



MM089R

GRIZZLY/BROWN BEAR

½ AND ¾ JAW WITH THROAT, RELAXED LIPS AND RELAXED TONGUE

ITEM #	DESCRIPTION	CODE
MM058	Medium, Kodiak/Brown ½ Jaw	0166440
MM006LR	Large, Brown ¾ Jaw	0213720

FULL JAW WITH THROAT, RELAXED LIPS AND RELAXED TONGUE

ITEM #	DESCRIPTION	CODE
MM005-SMR	Small, Grizzly	0190770
MM005R	Medium, Grizzly	0169870
MM058F	Medium, Kodiak/Brown	0179860
MM006LRF	Large, Brown	0230730



MM006LRF
MOHR MOUTH SERIES

FULL JAW WITH THROAT, SNARLING LIPS AND SNARLING TONGUE

ITEM #	DESCRIPTION	CODE
MM005-SM	Small, Grizzly	0190770
MM005	Medium, Grizzly	0198140
MM006	Medium, Kodiak/Brown	0226010



MM005

BEAVER



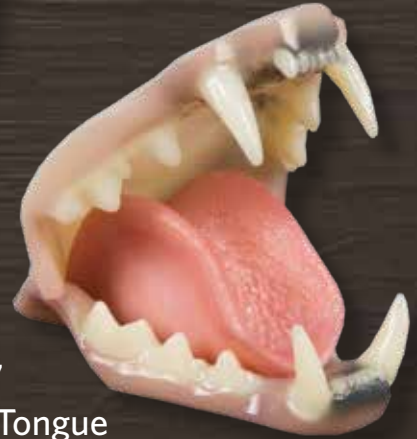
JNF032

ITEM #	DESCRIPTION	CODE
JNF032	Large, Front Teeth Only	014320

BOBCAT

SLIMLINE SERIES, DETAILED

ITEM #	DESCRIPTION	CODE
JNT007	Medium, Snarling (Uses Snarling Tongue)	031770
JNT007H	Medium, Hinged (Uses Snarling or Relaxed Tongue)	031770
JNT008H	Large, Hinged (Uses Snarling or Relaxed Tongue)	032790



JNT007
With TTS007 Tongue



JNT007H
With TTR007
Tongue



MM007

MOHR MOUTH SERIES, FULLY DETAILED WITH THROAT, LIPS AND TONGUE

ITEM #	DESCRIPTION	CODE
MM007	Medium, Snarling	055410
MM007R	Medium, Relaxed	055410
JNTLR008	Large, Relaxed	056240



JNTLR008

TONGUES

ITEM #	DESCRIPTION	CODE
TTS007	Medium, Snarling Tongue	07920
TTR007	Medium, Relaxed Tongue	07920
TTS008	Large, Snarling Tongue	08050
TTR008	Large, Relaxed Tongue	08050

COYOTE



JNT012
With TTSS012 Tongue

SLIMLINE SERIES DETAILED

ITEM #	DESCRIPTION	CODE
JNT012	Medium, Hinged, with Throat (Uses Panting, Relaxed or Snarling Tongue)	036240
JNTH012	Medium, Howling, with Throat (Uses Howling Tongue)	036240
JNT012LH	Large, Hinged, with Throat (Uses Snarling, Relaxed or Howling Tongue)	043080



JNTH012
With TTH012 Tongue

TONGUES

ITEM #	DESCRIPTION	CODE
TTH012	Medium, Howling Tongue	09720
TTP012	Medium, Panting Tongue	09720
TTR012	Medium, Relaxed Tongue	09720
TTSS012	Medium, Super Snarling Tongue	09720
TTR012L	Large, Relaxed Tongue	011120
TTH012L	Large, Howling Tongue	011120
TTSS012L	Large, Super Snarling Tongue	011120



MM012H

MOHR MOUTH SERIES, FULLY DETAILED WITH THROAT, LIPS AND TONGUE

ITEM #	DESCRIPTION	CODE
MM012H	Medium, Howling	090180

ELK

MOHR MOUTH SERIES, FULLY DETAILED WITH THROAT, PAPILLAE, LIPS AND TONGUE

ITEM #	DESCRIPTION	CODE
MM043	Small, Bugling	0204760
MM019	Large, Bugling	0204760
MM019VN	Large, Bugling, Narrow Width	0204760



MM043



MM019

GRAY FOX

SLIMLINE SERIES, DETAILED

ITEM #	DESCRIPTION	CODE
JNT014	Medium Jaw, with Throat	025630

TONGUE

ITEM #	DESCRIPTION	CODE
TTSS014	Medium, Super Snarling Tongue	07480

JNT014
With TTSS014
Tongue



RED FOX

SLIMLINE SERIES, DETAILED

ITEM #	DESCRIPTION	CODE
JNT013	Medium Jaw, with Throat	029720

TONGUES

ITEM #	DESCRIPTION	CODE
TTSS013	Medium, Super Snarling Tongue	07670
TTR013	Medium, Relaxed Tongue	07670

JNT013
With TTSS013
Tongue



MINK

STANDARD SERIES, DETAILED

ITEM #	DESCRIPTION	CODE
JN047	Medium	016550

TONGUE

ITEM #	DESCRIPTION	CODE
TS047	Medium, Snarling Tongue	05440



JNT047
With TS047 Tongue

MOUNTAIN LION

MOHR MOUTH SERIES, FULLY DETAILED WITH THROAT, LIPS AND TONGUE

ITEM #	DESCRIPTION	CODE
JNTL009	Medium, Snarling	0128280
JNTL010	Large, Snarling	0131290
JNTLR009	Medium, Relaxed	0128280
MM010R	Large, Relaxed (New and Improved)	0133000



MM010R



JNTL010

SLIMLINE SERIES

ITEM #	DESCRIPTION	CODE
JNT095H	Medium/Large, Hinged Jaw, with Throat	045640

TONGUE

ITEM #	DESCRIPTION	CODE
TTS095	Medium/Large Snarling	015210

OTTER

STANDARD SERIES, DETAILED

ITEM #	DESCRIPTION	CODE
JN030	Medium	023140

TONGUE

ITEM #	DESCRIPTION	CODE
T030	Medium, Snarling Tongue	06140



JN030
With T030 Tongue

RACCOON

STANDARD SERIES, DETAILED

ITEM #	DESCRIPTION	CODE
JN017	Medium	024160

TONGUE

ITEM #	DESCRIPTION	CODE
T017	Medium, Snarling tongue	06900



JN017
With TSO47 Tongue

SHEEP, BIGHORN

ITEM #	DESCRIPTION	CODE
JNF022	Front Teeth and Partial Palate	018280



JNF022

SQUIRREL

ITEM #	DESCRIPTION	CODE
JNF031	Medium, Front Teeth	06260



JNF031

WHITETAIL DEER

STANDARD SERIES, DETAILED

ITEM #	DESCRIPTION	CODE
JN024	Full Jaw	044610
JNH024	Half Jaw	029720



JNH024
With TH024 Tongue



JAW JUICE

PART #	CODE
JJ100	08000

Adhesive for tongues and makes great saliva.

TONGUE

ITEM #	DESCRIPTION	CODE
TF024	Medium, Full Tongue	013420
TH024	Medium, Half Tongue	07920



JN024
With TH024 Tongue

HABITAT

Limited Quantities

OVAL BASES FOR THE WALL

ITEM #	DESCRIPTION	SIZE	CODE
HB-04	Oval Woodland Base, with Stump and Ferns	11½" x 16½"	066930
HB-05	Oval Woodland Base, with Driftwood and Ferns	11½" x 16½"	066930



HB-04



HB-05

OVAL TABLE BASES

ITEM #	DESCRIPTION (WIDTH X LENGTH)	SIZE	CODE
HB-01	Oval River Rock Base	11½" x 16½"	066930
HB-03	Oval Woodland Base, with Stump and Ferns	11½" x 16½"	066930
HB-17	Oval Woodland Base Stump, with Small Rocks	11½" x 16½"	082170



HB-01



HB-03



HB-17

PREMADE TABLE BASES

ITEM #	DESCRIPTION	SIZE	CODE
HB-11	Table Surface Base with Rock and Tall Grass	12" x 24¼" x 12"	070230




HB-11

(Shown with BGR-LS-02 badger)

WOODLAND BASES

ITEM #	DESCRIPTION	CODE
HB-14	15" Diameter 2½" Depth, Round Woodland Base	029250



HB-14

COLORFUL AND NATURAL
MULTI-USE BASES

FEATURES WOOD BOTTOM FOR
EASY MOUNT ATTACHMENT.

ISLAND BASES

UNFINISHED BASES FOR BIRDS AND SMALL MAMMALS



IB-02



IB-03



IB-04



IB-05

ITEM #	DESCRIPTION	CODE
IB-02	21½" x 12¾" x 2¼"	025060
IB-03	17½" x 9" x 2⅛"	020690
IB-04	14¼" x 7⅞" x 2"	017420
IB-05	9½" x 5½" x 1¼"	014140

LIMBS



BC-LS-09
on TL-132 Limb
with added pine limbs

UNFINISHED LIMBS

WORKS WELL FOR
"LYING ON LIMB POSES"



TL-132



TL-135
(Shown with Pine Limb
W7005)



TL-135

LIMBS



TL-135

(Shown with RAC-LS-01
and Acorn Spray ACSPY)



TL-128 "Turkey Limb"

Also Great for Small Mammals



ITEM #	DESCRIPTION (HEIGHT X WIDTH X DEPTH)	CODE
TL-128	Turkey Limb 28" x 11½" x 22" (20" Limb)	067160
TL-132	Horizontal Limb 9½" x 11½" x 32"	050000
TL-135	Vertical Limb 35" x 3" x 7½"	050000

**UNFINISHED
LIMBS**

"TEXAS TUMBLED CEDAR DRIFTWOOD"

Available in small and medium sizes. Those who purchase Medium can choose between a root or no root.

TDWS
(Flat Back)



TDWM
(Flat Back)



3D DRIFTWOOD

TD3DS & TD3DM

Looks great at any angle!



TDWMR
(Flat Back)



ITEM #	DESCRIPTION (EACH APROX SIZE AND VARIANT)	CODE
TDWS	Small, Cedar Driftwood Flat Back Aproximately 8"-16"	09900
TDWM	Medium, Cedar Driftwood without Root Aproximately 16"-28"	012380
TDWMR	Medium, Cedar Driftwood Flat Back, with flat root mostly against the wall Aproximately 16"-22"	013380
TD3DS	Small, Aproximately 8"-16"	017600
TD3DM	Medium, Aproximately 16"-28"	031350

Natural shape and configuration will vary, pieces shown are examples.

LOOSE ROCKS FROM ART. ROCKS



AR-KRR



AR-BRS



AR-CST



AR-SGRR

SOLD IN 1LB BAGS



AR-SRGC



AR-LGRR

ITEM #	DESCRIPTION	CODE
AR-BRS	Black River Sand less than 1/4"	08000
AR-SRGC	Snake River Gravel Chips 1/4" - 1/2"	08000
AR-KRR	Kane River Rocks 1/2" - 3/4"	08000
AR-SGRR	Small Green River Rocks 1" - 2"	08000
AR-LGRR	Large Green River Rocks 2 1/2" - 5"	08000
AR-CST	Cobblestone 6 1/2"	08000

URETHANE ROCKS

FROM HABITAT ROCK

Habitat Rock is the finest quality, best-detailed artificial rock product on the market. Developed by taxidermists for taxidermists, Habitat Rock has the versatility that you need to produce the most realistic rock habitats for your mounts while saving you time in the shop. Whether you want a single, ready-made rock, or are creating a one-of-a-kind rock landscape or trophy room mountain, there is a Habitat Rock product that will work for you.



INDIVIDUAL ROCKS

Can be hung on the wall when a wood block is added inside.



HR01



HR02



HR03



HR04

ITEM #	L	W	H	CODE
SMALL				
HR01	9½"	8 ½"	3½"	013370
HR02	13"	8"	3 ½"	013370
HR03	11"	9"	5"	016380
HR04	11"	8"	5 ½"	014360
MEDIUM				
HR05	17"	11"	5½"	021080
HR06	14"	9"	6"	026540
HR07	17"	9½"	6½"	032710
HR08	17½"	11"	9 ½"	045040
HR09	30"	7½"	14"	072240
HR30	14"	10"	8½"	040130
LARGE				
HR10	21"	14"	20½"	079330
HR11	30"	13"	7½"	079930
HR12	21"	14"	11½"	048160
HR13	19"	14"	14½"	081680
HR40	23½"	14"	13"	0106480
EXTRA LARGE				
HR14	32"	18"	15"	0129560
HR50	32 ½"	18"	18"	0180180

Also see Habitat Rock tutorial DVD on page 269. Item HRDVD, Code 019500



WALL ROCK
or TABLE
HR09



HR08



HR07



HR06



HR05



URETHANE ROCKS

FROM HABITAT ROCK




INDIVIDUAL ROCKS

Can be hung on the wall when a wood block is added inside




HR11



HR10

WALL ROCK or TABLE



HR12



HR13



HR14



HR30

HR30 and HR40 nest inside the HR50 for shipping savings



HR40



HR50

PEDESTAL BASES

ITEM #	DESCRIPTION	CODE
HRTBD	Pedestal Base 43 x 26 x 45	0338000

THIS ITEM IS FREIGHT DROP SHIP ONLY



ITEM #	DESCRIPTION	CODE
HRLEDGE	Pedestal Base, 62 L x 16 W x 12 D	0310000

This item is Freight or Ground drop ship only. (Cut into 4 pieces Ground)




ROCK BASES

These premade bases are great for bear, mountain lions and other life-size animals.

ITEM #	DESCRIPTION	CODE
HRBR1	34" Length x 15" Tall	0168720
HRBR2	37" Length x 15" Tall	0168720



Mount by Tyler Hoffman
on BBLS-646L Form and Rock Base HRBR1



ROCK BASE FOR SHEEP HRDD

ITEM #	DESCRIPTION	CODE
HRDD	36" H x 50" W x 36" D Comes in 3 pieces - Assembly Required	0368560

Must Ship Motor Freight



RIVER ROCK LEDGE

BY HABITAT ROCK

ITEM #	SIZE	CODE
HRIVER1	16" Wide 5" Depth from Wall 6" High	042500
HRIVER2	23" Wide 6" Depth from Wall 12" High	065000
HRIVER3	34" Wide 8" Depth from Wall 13½" High	099600



HRIVER2



HRIVER1



HRIVER3

SMALL FINISH PANELS

BY HABITAT ROCK

ITEM #	DESCRIPTION	CODE
HRFP1	24" x 36"	056880
HRFP2	24" x 36"	056880



HRFP1



HRFP2

ROCK PANELS

BY HABITAT ROCK

"Every once in a while, a product comes along that changes the way we do things. Habitat Rock is one of those products that has definitely been a 'game changer' in our studio. The detail in Habitat Rock is incredible! It is also produced in just the right density making it very easy and fast to work with while still being rigid enough to provide plenty of strength. The gray color throughout the panel provides good depth of color while providing a great base color for painting."

"Great rock! Thanks Dale!"

—Dawayne Dewey, Dewey Wildlife Studio, Cody, WY

"By far the best product out there...This is the only rock product we use in our shop."

—Jim Kelly, Kelly Creations

This large panel contains lots of contours and shapes that can be used for small rock bases or fall mountain sceneries.

For video instruction on using rock panels, see instructional DVD on page 269. Item HRDVD, Code 019500

Must be broken in pieces to be shipped via UPS or can be shipped as one piece by motor freight.



HRPN1

CODE: 0310000
Large 54" x 80" Panel

MEDIUM ROCK PANELS

BY HABITAT ROCK

The same versatility as large panels in that they can be used for small rock bases and fall mountain scenes. These medium rock panels are in 24" x 42" sections.

For video instruction on using rock panels and rock panel pieces, see instructional DVD on page 269. Item HRDVD, Code 019500



HRMP1

CODE: 0106480



HRMP2

CODE: 0106480



HRMP3

CODE: 0106480



HABITATROCK

ROCK PANEL PIECES

Our rock panel pieces offer the versatility that taxidermists need when creating a rocky scene for their mounts. The panel is 54" x 80" and can be purchased as a complete sheet or as pieces depending on the needs of that taxidermist. The panel is sold by the pound, with a complete sheet weighing approximately 25 lbs.



HRRPP

CODE: 015290/Per lb

Pieces are broken from
HRPN1 above.

BRANCHES



Pine Cone Branch A-121880
34"
Code: 08160



Acorn Spray ACSPY
30"
Code: 016010
(Limited Quantities)



Aspen Leaf Branch FL2960-GO
35"
Code: 08900



Acacia Branch P-142130
27"
Code: 010490



Pine Branch, Green XE85-GR
20"
Code: 05190



Pine Branch, Yellow XE85-YEL
20"
Code: 05190

BRANCHES



Brown Pine With Cones
28"
5205-BRN
Code: 012190
(Limited Quantities)



Cedar Branch with Cones
28"
3811XX
Code: 011330



Juniper Branch with Berries
30"
3649XX
Code: 07900



Preserved Oak Leaves
OLV-97
Code: 09010



Preserved Oak Leaves
OLV-96
Code: 09010



Birch Branch
26"
P-80960
Code: 05830

ITEM #	DESCRIPTION	CODE
3649XX	30' Juniper Branch with Berries	07900
3811XX	28" Cedar Branch with Cones	011330
5205-BRN	28" Brown Pine, with Cones <i>(Limited Quantities)</i>	012190
A-121880	34" Pine Cone Branch	08160
ACSPY	Oak Branch with Acorns 30" <i>(Limited Quantities)</i>	016010
FL2960-GO	35" Aspen Leaf Branch,	08900
OLV-96	Preserved Natural Oak Branch with Leaves	09010
OLV-97	Preserved Natural Oak Branch with Leaves, Tri Colored	09010
P-142130	27" Acacia Branch	010490
P-80960	26" Birch Branch (Approx. 50 Leaves), Autumn	05830
X1010	30" Pine Branch Natural (Brown/Green) with Pine Cone	08470
XE85-GR	20" Pine Branch, Green	05190
XE85-YEL	20" Pine Branch, Yellow/Green	05190

BRUSH



Twig Brush
39"
A-100445
Code: 05410



Dogwood
Branch
71"
A-61830
Code: 07530
(Limited Quantities)



Bramble Spray
CMW0213
Code: 011330



Scrub Thorn Bush
24"
CMW0036
Code: 015790



Moss Branch
44"
1314-44
Code: 017910
(Limited Quantities)



Thorn Twig
Bundle of 6
43"
A-80370
Code: 022900
(Limited Quantities)



NEW
Wired Stick Bundle
(3 pk)
38"
S-1307
Code: 015900



Thorn Bush
11"
SR4000
Code: 010490



Twig Bush
36"
S1006-36-GY
Code:013250

Dead Twig With Lichen
36"
A-84150
Code: 016430
(Limited Quantities)


Scrub Thorn Bush
30"
0036
Code: 05190



NEW
Cow Parsnip
(Fall/Winter)
42"
ISP-242-BR
Code: 016900



NEW
Desert Branch
27"
PST-129
Code: 013900



Mini Thorn Stem
32" (9 Pieces)
PST728
Code: 025280

ITEM #	DESCRIPTION	CODE
0036	24" Scrub Thorn Branch	05190
1314-44	44" Moss Branch <i>(Limited Quantities)</i>	017910
A-100445	39" Bare Twig Brush - Brown	05410
A-61830	71" Dogwood Branch - Burgundy <i>(Limited Quantities)</i>	07530
A-80370	43" Thorn Twig Bundle - Beige/Brown, 6 Thorns to a Bundle. <i>(Limited Quantities)</i>	022900
A-84150	36" Dead Twig with Lichen - Black <i>(Limited Quantities)</i>	016430
CMW0036	24" Scrub Thorn Bush	015790
CMW0213	Bramble Spray	011330
ISP-242-BR NEW	42" Cow Parsnip (Fall/Winter)	016900
PST-129 NEW	27" Desert Branch	013900
PST728	31" Mini Thorn Stem (wired - bundle of 9 pieces)	025280
S-1307 NEW	38" Wired Stick Bundle (3 pack)	015900
S1006-36-GY	36" Twig Bush <i>(Limited Quantities)</i>	013250
SR4000	Thorn Bush	010490

BUSH



Wheat Bush
24"
DFA1108

Code: 014200



Autumn Laurel Leaf Branch
44"

FL2759-GOOG

Code: 013890
(Limited Quantities)



Penny Grass
12" x 20"
V97604-GR

Code: 05190
(Limited Quantities)



Penny Grass
12" x 20"
V97604-YR

Code: 05190



Sweet Annie
Fern Bush
14"
FL2010-S-GBU

Code: 05350
(Limited Quantities)



Santolina Bush
8"

FL2048-8-GY

Code: 010490



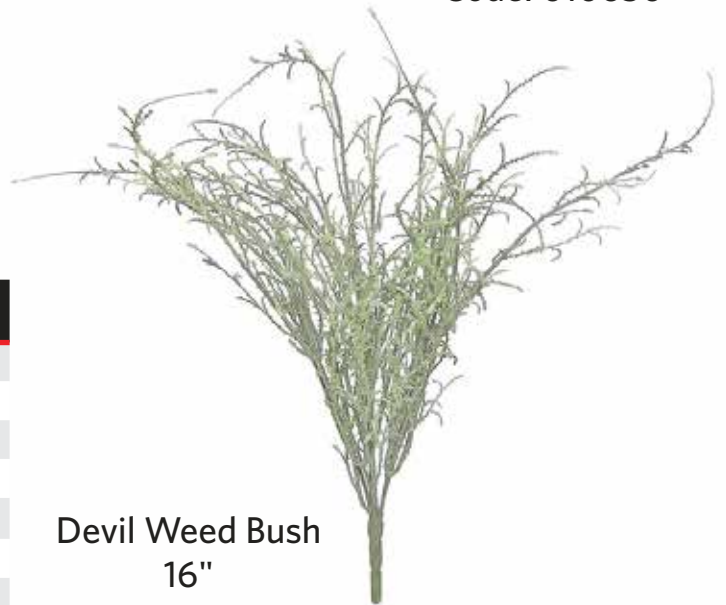
Grass Seed Bush
30"
FL1310-GGO
Code: 014200



Eucalyptus Bush
34"
FL2729-RRT
Code:015370



Dill Leaves
34"
DFA1111-DG
Code: 010650



Devil Weed Bush
16"
FL2215-6-GY
Code: 06150

ITEM #	DESCRIPTION	CODE
DFA1108	24" Wheat Bush	014200
DFA1111-DG	34" Dill Leaves	010650
FL1310-GGO	30" Grass Seed Bush	014200
FL2010-S-GBU	14" Sweet Annie Fern Bush (Limited Quantities)	05350
FL2048-8-GY	8" Santolina Bush	010490
FL2215-6-GY	16" Devil Weed Bush, X6	06150
FL2729-RRT	34" Mini Eucalyptus Bush	015370
FL2759-GOOG	44" Autumn Laurel Leaf Branch (Limited Quantities)	013890
V97604-GR	12" X 20" Penny Grass, Green (Limited Quantities)	05190
V97604-YR	12" X 20" Penny Grass, Fall	05190

FERN



Small Forest Fern
12"
FL1632-S-G
Code: 06470



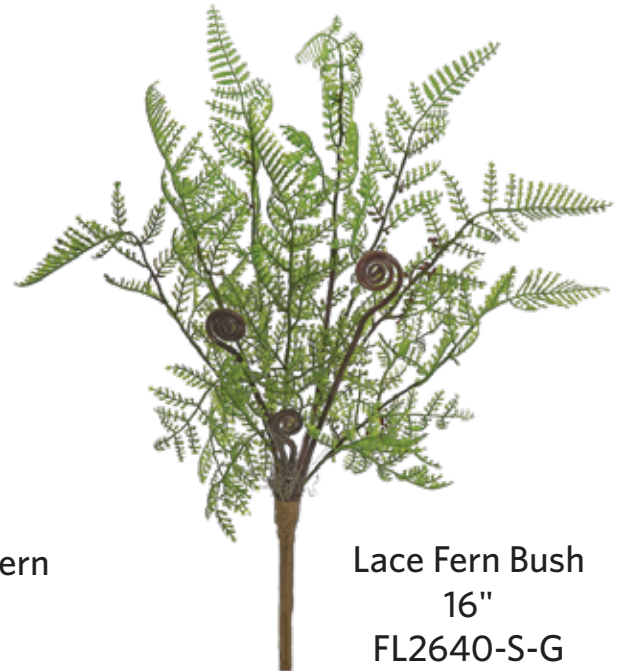
Moss Lace Fern
30"
FL2185-G
Code: 06890



NEW
Green Fern
16"
A-172130
Code: 06700



Narrow Lady Fern
13" x 28"
NFDG
Code: 08370



Lace Fern Bush
16"
FL2640-S-G
Code: 06100



Narrow Lady Fern
13" x 28"
NFLG

Code: 08370
(Limited Quantities)



Fall Fern
15" x 18"
BR-58217
Code: 09430

ITEM #	DESCRIPTION	CODE
A-172130 NEW	16" Green Fern	06700
BR-58217	15" X 18" Fall Fern	09430
FL1632-S-G	12" Small Forest Fern	06470
FL2185-G	30" Moss Lace Fern Spray	06890
FL2640-S-G	16" Lace Fern Bush	06100
NFDG	13" X 28" Narrow Lady Fern, Dk Green	08370
NFLG	13" X 28" Narrow Lady Fern, Lt Green <i>(Limited Quantity)</i>	08370

GRASS



Onion Grass
13" A-143513
Code: 03600



Onion Grass
13"
A-143512
Code: 03600



Onion Grass
28"
A-143525
Code: 013040



Arrow Grass
12" X 20"
FL3378-CFRC
Code: 08370
(Limited Quantities)



Grass
12" x 20"
V94175-MU
Code: 010190



Grass
10" x 15"
V94178-OR
Code: 06750



Mountain Grass
20"
A-71391
Code: 015260

GRASS



Eruciform Grass
(Sunrise)
24"
11600-SR

Code: 011550



Eruciform Grass
(Sunset)
24"
11600-SS

Code: 011550




Eruciform Grass
(Sand)
24"
11600-S

Code: 011550



Curly Grass
Brown and Red
26"
11920

Code: 09430




Eruciform Grass
(Coffee)
24"
11600-C

Code: 011550



Goose Grass (Sand)
11601-S

Code: 013670



Goose Grass (Sunrise)
11601-SR

Code: 013670



Goose Grass (Sunset)
11601-SS

Code: 013670



Goose Grass (Coffee)
11601-C

Code: 013670

GRASS



Grass
12" X 18"
40703-TT6
Code: 06750



Grass
10" x 15"
V94178-TT
Code: 06750
(Limited Quantities)



Cattails
30.5"
1300-BRN
Code: 07950



Two Tone Grass
with Tall Weed
18"
40703TT
Code: 010490



Onion Grass
25"
UF1004-CI
Code: 012150



Olive Grass
40784-OV
Code: 05900
(Limited Quantities)

ITEM #	DESCRIPTION	CODE
11600-C	24" Eruciform Grass, Coffee	011550
11600-S	24" Eruciform Grass, Sand	011550
11600-SR	24" Eruciform Grass, Sunrise	011550
11600-SS	24" Eruciform Grass, Sunset	011550
11601-C	22" Goose Grass, Coffee	013670
11601-S	22" Goose Grass, Sand	013670
11601-SR	22" Goose Grass, Sunrise	013670
11601-SS	22" Goose Grass, Sunset	013670
11920	26" Curly Grass, Brown & Red	09430
1300-BRN	30½" Cattails	07950
40703-TT6	12" X 18" Green Grass Two-tone	06750
40703TT	18" Two Tone Grass with Weed	010490
40784-OV	Olive Grass <i>(Limited Quantities)</i>	05900
A-143512	13" Onion Grass, Natural	03600
A-143513	13" Onion Grass, Sage	03600
A-143525	28" Onion Grass, Mustard	013040
A-71391	20" Mountain Grass, Yellow/Green	015260
FL3378-CFRC	12" X 20" Arrow Grass, Green Red <i>(Limited Quantities)</i>	08370
UF1004-CI	25" Onion Grass Bush	012880
V94175-MU	12" X 20" Grass, Fall	010190
V94178-OR	10" X 15" Grass, Orange Green	06750
V94178-TT	10" X 15" Grass, Orange Red <i>(Limited Quantities)</i>	06750

PLANTS



Tea Tree Stump
13" X 7"
A-81690
Code: 013990



Mossy Rosemary
22"
FL2186-G
Code: 05830




NEW
Lavender Bush
24"
A-121580
Code: 023600



Fall Weed Spray
34"
FWDSPY
Code: 05190
(Limited Quantities)



Water Grass
20"
RF0882
Code: 08800
(Limited Quantities)



Lilly Pad
6"
S-2698-GB
Code: 010490



Lilly Pad
6"
S-2698-GRN
Code: 010490

ITEM #	DESCRIPTION	CODE
A-121580 NEW	24" Lavender Bush	023600
A-81690	13" X 7" Tea Tree Stump, Green/Brown	013990
FL2186-G	22" Moss Rosemary	05830
FWDSPY	34" Fall Weed (Limited Quantities)	05190
RF0882	20" Water Grass Plant with Root (Limited Quantities)	08800
S-2698-GB	6" Lilly Pad, Green/Burg, 12 Pack	010490
S-2698-GRN	6" Lilly Pad, Green, 12 Pack	010490

TREE



Birch Branch
54"
S1200-54
Code: 020670
(Limited Quantities)



Spruce Tree
23"
A-72110
Code: 039950
(Limited Quantities)

ITEM #	DESCRIPTION	CODE
A-72110	23" Spruce Tree in Pot (Limited Quantities)	039950
S1200-54	54" Birch Branch (Limited Quantities)	020670

VINE



Twig Vine
6'
A-0850

Code: 025860



Twig Vine
5 1/2'
A-60581

Code: 029790



Moss Vine
34"
MBLTG

Code: 010490



Runner Leaf
43"
RF0854

Code: 010070
(Limited Quantities)

ITEM #	DESCRIPTION	CODE
A-0850	6' Brown Twig Vine	025860
A-60581	5 1/2' Twig Vine, Brown	029790
MBLTG	34" Moss Vine	010490
RF0854	43" Runner Leaf Fall Color (Limited Quantities)	010070

ACCENT



Tree Bark With Moss
14" x 6½"
A-80250

Code: 012830

Limited Quantities



Limited Quantities

Moss Pad
5½" x 4"
A-80290

Code: 04880



Morel Mushrooms
2½"
MUS-1

Code: 021150

Morel Mushrooms
4" & 4½"
MUS-2

Code: 021150



Duck Weed
DKWDG

Code: 05250



Spanish Moss
SM1184

Code: 05750

ITEM #	DESCRIPTION	CODE
A-80250	14" x 6½" Tree Bark with Moss (Limited Quantities)	012830
A-80290	5½" x 4" Foam Green Moss Pad (Limited Quantities)	04880
MUS-1	2½" (Average Size) Morel Mushroom 5 Pack	021150
MUS-2	4" and 4½" Morel Mushroom 2 Pack	021150
DKWDG	Duck Weed	05250
SM-1184	Spanish Moss (Limited Quantities)	05750

PRESERVED HABITAT

BY WILD THINGS PRESERVED

Wild Things Preserved Habitat are grown, collected and preserved in their facility in Montana. Their plants are grown in a sustainable process, and preserved with a formula they developed with color that will retain the look of "live plants" for years to come. Since these are natural products, some variation should be expected. This only adds to the natural and realistic appearance of your mount.



PRESERVED PLANTS



Fall Grass
3 PK
GRF

Code: 016960



Sagebrush
BSS

Code: 07950



Sagebrush
BSM

Code: 013250



Indian Rice Grass
GRI

Code: 06360



Fall Current
BRRC

Code: 015900



Grouse Whortleberry
BRFW

Code: 013250



Huckleberry
BRFH

Code: 013250

ITEM #	DESCRIPTION	CODE
BRFH	Fall Red/Yellow Huckleberry, 2" Bundle	013250
BRFW	Fall Red/Yellow Grouse Whortleberry, 2" Bundle	013250
BRRC	Fall Current	015900
BSM	Medium Sagebrush, 8"-12" Tall, 8"-20" Diameter	013250
BSS	Small Sagebrush, 6"-10" Tall, 5"-8" Diameter	07950
GRF	Fall Grass 3 Pk, 4"-20" Tall	016960
GRI	Indian Rice Grass	06360

PRESERVED MOSS AND LICHEN

BY WILD THINGS PRESERVED



CGL-N
Code: 013250



M-1 **Limited Quantities**
Code: 013250



TL-4
Code: 013250



M-2
Code: 014840



TL-1
Code: 013250



M-3
Code: 014840



CGL-YG
Code: 013250



CGL-LG
Code: 013250

ITEM #	DESCRIPTION	CODE
CGL-LG	Caribou Ground Lichen - Light Green, 8" Square Container	013250
CGL-N	Caribou Ground Lichen - Natural, 8" Square Container	013250
CGL-YG	Caribou Ground Lichen - Yellow Green, 8" Square Container	013250
M-1	Green Sheet Moss, 8" Square Container (Limited Quantities)	013250
M-2	Green Clump Moss, 8" Square Container	014840
M-3	Yellow/Brown Clump Moss, 8" Square Container	014840
TL-1	Black Tree Lichen, 8" Square Container	013250
TL-4	Green/Brown Tree Lichen Mix, 8" Square Container	013250

ARTIFICIAL MOSS AND LICHEN



Directions For Using Artificial Moss And Lichen Powder

1. Apply clear-drying white glue (Elmers) to the areas where you want the powder in the shape of the lichen or moss that you want.
2. Using a dry artists brush, starting at the outside edge apply the desired color of lichen or moss powder. Work towards the center. Start with dark colors and work lighter colors over the dark to create the desired effect.



BRIGHT YELLOW

BRIGHT GREEN

LIGHT GREEN

FALL/SUMMER

SPRING BLEND



BRIGHT ORANGE

BURNT ORANGE

CHARCOAL

GRAY

ITEM #	DESCRIPTION	CODE
BGRP-4	Bright Green Artificial Lichen Powder, 4 Oz	06350
BGRP-16	Bright Green Artificial Lichen Powder, 16 Oz	019070
BORP-4	Bright Orange Artificial Lichen Powder, 4 Oz	06350
BORP-16	Bright Orange Artificial Lichen Powder, 16 Oz	019070
BUORP-4	Burnt Orange Artificial Lichen Powder, 4 Oz	06350
BUORP-16	Burnt Orange Artificial Lichen Powder, 16 Oz	019070
BYLP-4	Bright Yellow Artificial Lichen Powder, 4 Oz	06350
BYLP-16	Bright Yellow Artificial Lichen Powder, 16 Oz	019070
CHARP-4	Charcoal Artificial Lichen Powder, 4 Oz	06350
CHARP-16	Charcoal Artificial Lichen Powder, 16 Oz	019070
DKM-4	Spring Blend Of Artificial Moss Powder, 4 Oz	06350
DKM-16	Spring Blend Of Artificial Moss Powder, 16 Oz	019070
FSM-4	Fall/Summer Artificial Moss Powder, 4 Oz	06350
FSM-16	Fall/Summer Artificial Moss Powder, 16 Oz	019070
GYLP-4	Gray Artificial Lichen Powder, 4 Oz	06350
GYLP-16	Gray Artificial Lichen Powder, 16 Oz	019070
LGRLP-4	Light Green Artificial Lichen Powder, 4 Oz	06350
LGRLP-16	Light Green Artificial Lichen Powder, 16 Oz	019070

ARTIFICIAL ICE/SNOW

ITEM #	DESCRIPTION	CODE
FINEF	Fine Frost/Snow, 16 Oz	015890
WHOF	Hoar Frost, 16 Oz	015890



FINEF



WHOF

PANELS

LAMINATE PANELS

- Durable
- Scratch-Resistant
- No Warping or Cracking
- No Black Edge

The laminate panels offered through Head Quarters look so close to real wood that most people can't tell the difference. The panels start out as fiber core then are fully wrapped in a laminate finish. The vinyl wood grain coating wraps completely around the beveled edges, giving the effect of real wood at a fraction of the price.



The wood grain pattern on the laminate follows the beveled edge.

STYLE LP101 **Limited Quantities Available**

Deer and Gamehead Shoulder Panel

SIZE	WALNUT	OAK	CODE
16" x 20"	LP10116-W	LP10116-O	017500
17" x 21"	LP10117-W	LP10117-O	019350
18" x 23"		LP10118-O	021900
19" x 24"		LP10119-O	023000
20" x 25"		LP10120-O	025350



STYLE LP201 **Limited Quantities Available**

Shield Style for Shoulder and Antler Mounts

SIZE	WALNUT	OAK	CODE
8" x 10"	LP20108-W	LP20108-O	07500
9" x 12"	LP20109-W	LP20109-O	09350
17" x 21"	LP20117-W	LP20117-O	019350
18" x 23"	LP20118-W	LP20118-O	021900
19" x 24"		LP20119-O	023000



STYLE LP701

European Skull Panel Available in Walnut, Oak and Black with Wood Grain

SIZE	WALNUT	OAK	BLACK	CODE
8" x 14"	LP70108-W	LP70108-O	LP70108-B	09490
14" x 22"	LP70114-W	LP70114-O	LP70114-B	018830

Limited Quantities Available



PLYCORE PANELS

CLASSIC

ITEM	SIZE	CODE
PCPC-1620	16" x 20"	022540
PCPC-1822	18" x 22"	027660
PCPC-2024	20" x 24"	033460



SHIELD

ITEM	SIZE	CODE
PCPSH-0810	8" x 10"	06890
PCPSH-0912	9" x 12"	07790
PCPSH-1316	13" x 16"	011720
PCPSH-1620	16" x 20"	022540
PCPSH-1822	18" x 22"	027660
PCPSH-2024	20" x 24"	033460



BARN DOOR PANELS **NEW**



ITEM #	SIZE	CODE
BDOOR1	20 x 32	074950
BDOOR2	24 x 42	089950
BDOOR3	24 x 48	0104950

Drop Ship Only
Made out of reclaimed wood, colors will vary

WALNUT PANELS

All panels are exceptional quality and made of solid gun stock grade American black walnut.

STYLE 102

Shield style panel for antler mounts with deluxe edge.

STYLE 109

Deluxe edge panel for shoulder mounts.

STYLE 111

Square style shoulder panel with deluxe edge.

STYLE 706

European panel. Because of the design, this panel gives European mounts a more stylish look than most skull mount panels.



ITEM #	SIZE	CODE
102912DW	9" x 12"	014440

ITEM #	SIZE	CODE
1091823W	18" x 23"	035230
1091924W	19" x 24"	037170
1092025W	20" x 25"	038480

ITEM #	SIZE	CODE
111172W	17" x 21 $\frac{3}{4}$ "	031980
1111823W	18" x 23 $\frac{1}{8}$ "	035100
1111924W	19 $\frac{1}{8}$ " x 24 $\frac{1}{4}$ "	036140

ITEM #	SIZE	CODE
706915W	9 $\frac{3}{4}$ " x 15 $\frac{1}{2}$ "	018110
7061016W	10" x 16 $\frac{3}{4}$ "	019790

SKULL MOUNTS

STYLE 705

Standard edge reversible pedestal. The base can be reversed so the skull mount can be placed on the wall or on a table.



NEW



NEW

ITEM #	SIZE	CODE
705W	9½" x 13½"	036960

STYLE 705

Shown for table but can be reversed to put on the wall.

ITEM #	SIZE	CODE
BEARPLAQ1	7 ½ x 14 ½ Cedar	029950

ITEM #	SIZE	CODE
DEERPLAQ1	8 ½ x 12 Walnut	029950



NEW

SKULLMT1



NEW

SKULLMT2



NEW

SKULLMT3

ITEM #	SIZE	DESCRIPTION	CODE
SKULLMT1	9 x 14 ½	Burnt Alder	039950
SKULLMT2	10 x 16	Burnt Cedar	044950
SKULLMT3	7 ½ x 13 ½	Burnt Alder	039950



ANTLER MOUNT FORMS

(Foam with wood block)

ITEM #	DESCRIPTION	CODE
AM-01	Deer (Small) 4½" x 5½"	010510
AM-02	Deer (Medium) 5" x 6"	010790
AM-03	Deer (Large) 6" x 8"	011070
AM-04	Elk (Medium) 8" x 11"	017600

MOUNTING KITS

All panels are exceptional quality and made of solid gun stock grade American black walnut.

TURKEY PANEL

This laser-engraved panel features an integral hanger groove in the back for easy mounting on a wall. The kit comes complete with dry preservatives, all hardware and directions.



NEW
ENGRAVED
BURNED ALDER

5 x 8½

ITEM #	CODE
TFAN1	022450

ITEM #	CODE
TP1	039380

ITEM #	CODE
40160	031190

ITEM #	CODE
40019	031190

NEW PHEASANT TAIL KITS IN OAK

ITEM #	CODE
40657	015080
40658	015080



40658



40657



Back of pheasant tail kit

DELUXE ANTLER DISPLAY KIT

Available in walnut and oak.
Includes:
2 - 2" Screws for assembly
2 - Small screws for hanging
1 - Sawtooth hanger
2 - Decorative tacks
1 - 12" Gold cord
1 - Antler mount cover
1 - Crest plaque
Complete instructions



ITEM #	CODE
29430 Walnut	025430



ITEM #	CODE
29429 Oak	025430

Offering a Full Line of Custom Taxidermy Products

Antler Plaques • Skull Plaques • Turkey Plaques • Custom Bases & Pedestals

If You Can Imagine It



www.whitetailwc.com

We Can Create It!



Contact Us
for a
Free Catalog



717-823-8508
whitetail@whitetailwc.com

Mounted By
Hammer Creek Taxidermy

PANEL BASES



BO184812-WCM

NEW



BO184812-W

NEW



BO184812-W

NEW



BO20405-O

NEW



BR20405-O

NEW



BR20405-W

NEW

All These Bases Will Be Drop Ship Only. No Returns On Custom Bases

PLEASE CALL FOR CUSTOM BASE QUOTES!

ITEM #	LENGTH	WIDTH	HEIGHT	WOOD	DESCRIPTION	CODE
BO184812-W	48"	18"	12"	Walnut	Octogonal Base Flat Panel with casters	0600000
BO184812-WCM	48"	18"	12"	Walnut & Curly Maple	Octogonal Base Flat Panel with casters	0640000
BO20405-O	40"	20"	5"	Oak	Octogonal Base with casters	0202450
BO20405-W	40"	20"	5"	Walnut	Octogonal Base with casters	0202450
BO206012-W	60"	20"	12"	Walnut	Octogonal Base Flat Panel with casters	0650000
BO206012-WCM	60"	20"	12"	Walnut & Curly Maple	Octogonal Base Flat Panel with casters	0695000
BO24485-O	48"	24"	5"	Oak	Octogonal Base with casters	0222450
BO24485-W	48"	24"	5"	Walnut	Octogonal Base with casters	0222450
BR20405-O	40"	20"	5"	Oak	Rectangle Base with casters	0172450
BR20405-W	40"	20"	5"	Walnut	Rectangle Base with casters	0172450
BR24485-O	48"	24"	5"	Oak	Rectangle Base with casters	0192450
BR24485-W	48"	24"	5"	Walnut	Rectangle Base with casters	0192450

PANEL BASES



P141430-WCM
NEW

PLEASE CALL FOR
CUSTOM BASE
QUOTES!



P181830-W
NEW

All These Bases Will Be Drop Ship Only. No Returns On Custom Bases

ITEM #	LENGTH	WIDTH	HEIGHT	WOOD	DESCRIPTION	CODE
P141430-W	14"	14"	30"	Walnut	Raised Panel Octagonal Base with Recessed Top with Casters	0475000
P141430-WCM	14"	14"	30"	Walnut & Curly Maple	Raised Panel Octagonal Base with Recessed Top with Casters	0550000
P181830-W	18"	18"	30"	Walnut	Raised Panel Octagonal Base with Recessed Top with Casters	0550000
P181830-WCM	18"	18"	30"	Walnut & Curly Maple	Raised Panel Octagonal Base with Recessed Top with Casters	0625000

PANEL BASES



BO20403-O **NEW**



BO20403-W **NEW**



BR20403-O **NEW**



BR20403-W **NEW**

All These Bases Will Be Drop Ship Only. No Returns On Custom Bases

PLEASE CALL FOR CUSTOM BASE QUOTES!

ITEM #	LENGTH	WIDTH	HEIGHT	WOOD	DESCRIPTION	CODE
BO20403-O	40"	20"	3½"	Oak	Octagonal Base	0134950
BO20403-W	40"	20"	3½"	Walnut	Octagonal Base	0134950
BO24483-O	48"	24"	3½"	Oak	Octagonal Base	0149950
BO24483-W	48"	24"	3½"	Walnut	Octagonal Base	0149950
BR20403-O	40"	20"	3½"	Oak	Rectangle Base	0114950
BR20403-W	40"	20"	3½"	Walnut	Rectangle Base	0114950
BR24483-O	48"	24"	3½"	Oak	Rectangle Base	0129950
BR24483-W	48"	24"	3½"	Walnut	Rectangle Base	0129950

BASES

RAISED PANEL PEDESTAL BASE

ITEM #	LENGTH	WIDTH	HEIGHT	COLOR	CODE
RP243030-WST	24"	30"	30"	Walnut	0746000

All bases ship motor freight to prevent damage.



RP243030-WST

*will ship motor freight only



S131333-O



S131333-RC



S131333-W



S131333-WST

SOLID WOOD PEDESTAL BASES

ITEM #	LENGTH	WIDTH	HEIGHT	WOOD	CODE
S131333-O	13"	13"	33"	Oak	0210000
S131333-RC	13"	13"	33"	Rustic Cherry	0210000
S131333-W	13"	13"	33"	Walnut	0226000
S131333-WST	13"	13"	33"	Walnut with Solid Top	0241000

BARNWOOD STYLE PEDESTAL BASES

ITEM #	LENGTH	WIDTH	HEIGHT	WOOD	CODE
S131333-BW	13"	13"	33"	Barnwood	0200000
S131333-BWST	13"	13"	33"	Barnwood with Solid Top	0216000
BW-181833	18"	18"	33"	Barnwood	0257000
BW-181833-ST	18"	18"	33"	Barnwood with Solid Top	0273000
BW-243024	31¾"	26"	24¼"	Barnwood	0383000
BW-181816	18"	18"	16"	Barnwood	0184000

All bases ship motor freight to prevent damage.



BW-243024



S131333-BW



S131333-BWST



BW-181833



BW-181816

TABLE AND FLOOR BASES

SOLID WOOD TABLE BASES



16245-W



12125-W

ITEM #	LENGTH	WIDTH	HEIGHT	COLOR	CODE
12125-W	12"	12"	5"	Walnut	068000
16245-W	16"	24"	5"	Walnut	0116000

TABLE AND FLOOR BASES

BARNWOOD STYLE LIFESIZE BASES

ITEM #	LENGTH	WIDTH	HEIGHT	CODE
BW18367	36"	18"	7"	0190000
BW23407	40"	23"	7"	0205000



BW23407

BASES



8⁵/₈" Walnut

12" Oak

ROUND BASES IN OAK AND WALNUT

ITEM #	DESCRIPTION	RECESS	CODE
29739	8 ⁵ / ₈ " Oak	4 ³ / ₄ "	012080
29742	8 ⁵ / ₈ " Walnut	4 ³ / ₄ "	012500
29740	12" Oak	8 ¹ / ₈ "	015490
29743	12" Walnut	8 ¹ / ₈ "	018110



20" x 24" Walnut

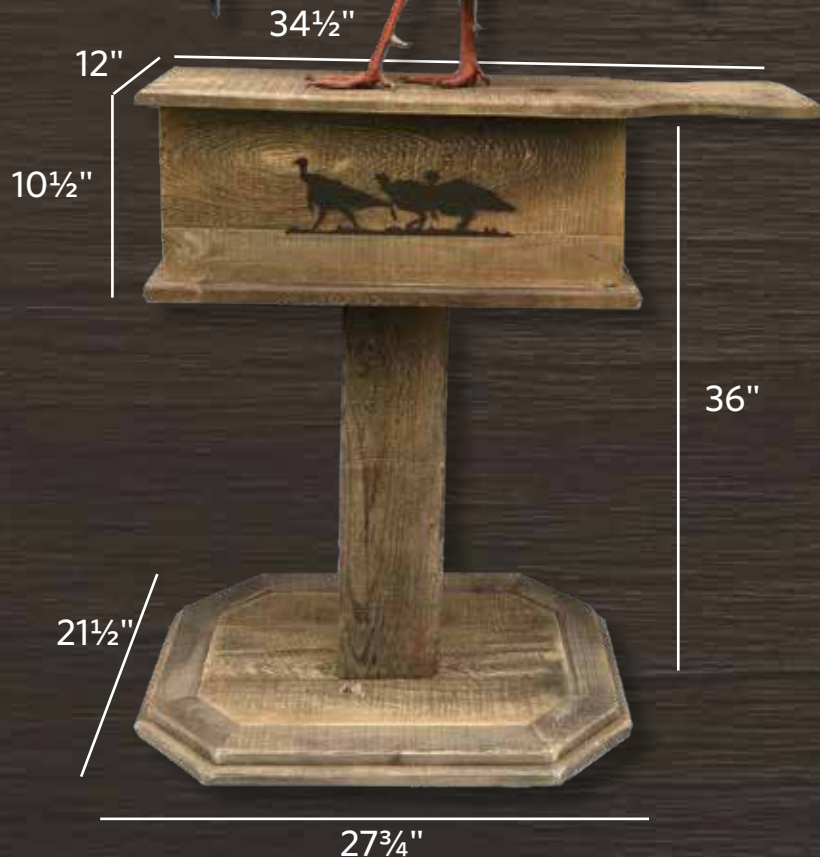
14" x 18" Oak

BARNWOOD STYLE TURKEY BOX CALL PEDESTAL

ITEM #	SIZE	CODE
BW-TBOXC-PED	21 ¹ / ₂ " x 27 ³ / ₄ " x 36"	0284000



BW-TBOXC-PED



OVAL BASES IN OAK AND WALNUT

ITEM #	DESCRIPTION	RECESS	CODE
28346	9" x 12" Oak	5 ¹ / ₈ " x 8 ¹ / ₈ "	011450
28890	9" x 12" Walnut	5 ¹ / ₈ " x 8 ¹ / ₈ "	012810
28578	14" x 18" Oak	10 ¹ / ₈ " x 14 ¹ / ₈ "	020740
28891	14" x 18" Walnut	10 ¹ / ₈ " x 14 ¹ / ₈ "	024360
28579	20" x 24" Oak	16 ¹ / ₈ " x 20 ¹ / ₈ "	032970
28892	20" x 24" Walnut	16 ¹ / ₈ " x 20 ¹ / ₈ "	039380

BASES



14" Walnut



14" x 18"

THICK WALNUT ROUND BASES

Recessed round base has wide decorative edge. Recessed area is also sized to fit a glass dome for display. Sealed and finished with superior grade satin lacquer.

ITEM #	DESCRIPTION	RECESS	CODE
38644	10" Walnut	6½"	021420
38645	14" Walnut	10½"	036590

THICK WALNUT OVAL BASES

Solid Walnut Oval recessed base has wide decorative edge. Sealed and finished with superior grade satin lacquer. Overall depth of 1-5/8", recess depth of 1/2".

ITEM #	DESCRIPTION	RECESS	CODE
38648	8" x 10" Walnut	4½" x 6½"	019060
38649	14" x 18" Walnut	10½" x 14½"	042790
38650	17" x 22" Walnut	13½" x 18½"	060900



13" x 20" Oak

11" x 24" Walnut



14" Oak

14" Walnut

MULTI-USE BASES IN OAK AND WALNUT

Overall depth 3/4"

ITEM #	DESCRIPTION	RECESS	CODE
28503	11" x 24" Oak	6" x 20⅞"	021320
28893	11" x 24" Walnut	6" x 20⅞"	025040
28504	13" x 20" Oak	7¾" x 16⅞"	021320
28894	13" x 20" Walnut	7¾" x 16⅞"	025040

TWO-TIER ROUND BASES IN OAK AND WALNUT

The top is recessed 3/8" for your mount or habitat and the bottom is recessed 3/4" to allow ample room for anchoring hardware.

Overall depth is 1-1/2"

ITEM #	DESCRIPTION	RECESS	CODE
29756	14" Oak	8⅞"	028300
29761	14" Walnut	8⅞"	034020

BASES

THICK WALNUT MULTI-USE BASES

Overall depth 3/4"

ITEM #	DESCRIPTION	RECESS	CODE
38646	11" x 24" Walnut	6-5/16" x 20 1/2"	047780
38647	13" x 20" Walnut	8-3/32" x 16 1/2"	047780



13" x 20" Walnut

BARNWOOD STYLE SHADOW BOXES

Made from modern pine lumber with a weathered barn board finish for a rustic, natural look. Perfect for waterfowl, game bird and fish mounts. Generous 4" shelf to display photos, shell boxes, duck calls, licenses, fishing lures, reels, etc.

ITEM #	DESCRIPTION	CODE
40819	Outside 23 1/2" x 15" x 2 3/4", Inside 22" x 13 1/2" x 2", Bottom Shelf Depth 4"	021260
40820	Outside 31" x 19 1/2" x 2 3/4", Inside 29 1/2" x 18" x 2", Bottom Shelf Depth 4"	031080



40820

Boxes not included



40819

COUNTERFEIT SKULLS

BY PINCHBACK REPRODUCTIONS



These skulls are casts off the original skull; the detail is great and your customers will love them. These skulls have the upper teeth (a complete upper skull), where our original European Skulls are a cut skull (flat on the bottom-not having teeth).

With the Counterfeit Skull's detail, it will allow you to paint a wash over the finished product and get that depth you and your customer are seeking. They work with just about any kind of skull hanger, or holder, that you are currently using. Hardware included.



SKULL-2
Elk



SKULL-6
Large Whitetail



SKULL-3
Moose



SKULL-1
Caribou

SPECIES	ITEM #	PEDICLE	CODE
Caribou	SKULL-1	1½"	0113530
Elk	SKULL-2	1⅝"	0122600
Moose	SKULL-3	2"	0190720
Mule Deer	SKULL-4	1⅞"	076060
Whitetail, Medium	SKULL-5	1"	073800
Whitetail, Large	SKULL-6	1⅞"	076060
Whitetail, XL	SKULL-7	1½"	078340

CONVERTIBLE SKULLS WITH CUT-OUT SKULL CAP

BY PINCHBACK REPRODUCTIONS

ITEM #	DESCRIPTION	CODE
SKULL-5CV	Whitetail, Medium	073800
SKULL-6CV	Whitetail, Large	076060
SKULL-7CV	Whitetail, XL	078340

DIPPED WHITETAIL SKULLS

BY OUTLAW SKULLS

All skulls are medium in size and include mounting hardware and instructions



SKULLWT-06



SKULLWT-09



SKULLWT-10




SKULLWT-11



NEW

SKULLWT-12



SKULLWT-05



SKULLWT-07

ITEM #	DESCRIPTION	CODE
SKULLWT-05	Carbon Fiber	070750
SKULLWT-06	Next Vista	070750
SKULLWT-07	Snow	070750
SKULLWT-09	Bronze	070750
SKULLWT-10	Orange New Vista	070750
SKULLWT-11	OLS Platinum	070750
SKULLWT-12 NEW	Amendments	070750

COUNTERFEIT SKULLS



CVSKC-2



SKC-2

CONVERTIBLE SKULL CAPS

Detachable and lockable, antlers can be locked down or removed at any time after the deer is mounted using a set screw.

SPECIES	ITEM #	PEDICLE	CODE
Whitetail, Medium	CVSKC-1	1"	020990
Whitetail, Large	CVSKC-2	1 $\frac{1}{8}$ "	022840
Whitetail, XL	CVSKC-3	1 $\frac{1}{2}$ "	024230
Elk, Medium-Large	CVSKC-4	1 $\frac{5}{8}$ "	045230

STANDARD SKULL CAPS

SPECIES	ITEM #	PEDICLE	CODE
Whitetail, Small	SKC-0	$\frac{3}{4}$ "	08910
Whitetail, Medium	SKC-1	1"	08910
Whitetail, Large	SKC-2	1 $\frac{1}{2}$ "	08910
Whitetail, XL	SKC-3	1 $\frac{1}{4}$ "	08910

TABLE HOOKER

The Table Hooker is perfect for office desks or shelves within the home. The Table Hooker elegantly displays cougar, bear, pronghorn, impala, deer and many other small-to-medium sized trophies worldwide.

ITEM #	DESCRIPTION	CODE
SKTHBLK	Table Hooker, Black	056160
SKTHBRN	Table Hooker, Brown	056160



SKULL HANGING BRACKET

Skull slides onto the hanger and the angle is easily adjusted by bending the hanger. Works for deer, bear and similar sized skulls.

ITEM #	DESCRIPTION	CODE
BRACKET1 NEW	4 x 3 (Tab is ¾ x 2)	07450



NEW

SKULL HOOKER

The Skull Hooker is today's first fully adjustable European mounting bracket that does not require drilling into the skull. The prongs adjust the skull up and down, while the arm adjusts right and left. This gives you the ability to display your trophy at the best angle.

The Little Hooker skull hanger is designed specifically for small to mid-sized skulls, including deer, antelope, hogs, alligator, black bear, cats, antelope, blesbok, impala and many more trophy game species worldwide with a large deer-sized skull or smaller.

ITEM #	DESCRIPTION	CODE
SKLHB	Little Hooker, Black	032760



BIG HOOKER

The Big Hooker skull hanger is designed specifically for large to extra-large-sized skulls, including elk, bison, moose, caribou, grizzly/brown bears, kudu, cape buffalo and many more large trophy game species worldwide with an elk-sized skull or bigger.

ITEM #	DESCRIPTION	CODE
SKBHB	Big Hooker, Black	057720



TAXIDERMY TOOLS AND SUPPLIES

MODELING TOOLS

BY GENE SMITH **Limited Quantities**

All four are the original Gene Smith modeling tools. Made of corrosion-resistant stainless steel with a non-slip clear plastic grip. Each tool has a specific use and is a must for high-quality and competition mounts.

ITEM #	DESCRIPTION	CODE
GMT	Double Spooned Modeling Tool	017000
LTMT	Lip Tucker on One End, Modeling Tool on Other End	017000
ULTT	Lip Slot Maker on One End, Lip Tucker on Other End	017000
DMT	Detailed Modeling Tool for Smoothing and Detailing Around Nostrils, Open Mouths, and Eyes, Has No Plastic Grip	017000

LIP TUCKING TOOL

ITEM #	CODE
LPTTL	014300



MODELING TOOLS

ITEM #	DESCRIPTION - MODELING TOOLS	CODE
MTPB2	4 Piece Stainless Steel Spatula Set	011400
MTP35	1 Piece Stainless Modeling Tool	04350
MT400	Plastic Modeling Tools 5 Piece Set	07530
MT102102	Curved Pick	04790



MTPB2

MTP35 MT102102

MT400

SCISSORS

TAXIDERMY SHEARS WITH LARGE HANDLES FOR COMFORTABLE FIT

ITEM #	SIZE	CODE
SCR512	Small	06190
SCR511	Medium	06920
SCR510	Large	07490



STAINLESS STEEL TAXIDERMISTRY SCISSORS

ITEM #	CURVE	SIZE	CODE
SCR516	Straight	6½"	06920
SCR517	Curved	6½"	06920
SCR223	Curved	3½"	06450


HEMOSTATS

ITEM #	SIZE	CODE
55531	7½" Curved Nose	016210
55541	7½" Straight Nose	016210



UPHOLSTERER'S REGULATOR

With Plastic Handle



ITEM #	SIZE	CODE
66062	6"	08750
66064	8"	08750
66066	10"	08960

STAINLESS TWEEZERS

ITEM #	SIZE	CURVE	CODE
TW04	4½"	Straight	03850
TW23C	6"	Curved	04890
TW04A	7½"	Straight	04890



TW23C



TW04A

ULTRA FINE TWEEZERS

ITEM #	SIZE	CODE
30427	4¾" Straight Pointed	06000
30426	4½" Slant Pointed	06200
30428	4¾" Hollow Body	06510



30427



30426



30428



NEEDLE TOOL

All purpose needle tool with many uses around the shop.

ITEM #	CODE
NTL	04070

REGULATOR NEEDLE TOOL

Very durable tool, not only can it be used to "taxi" the skin on the manikin but is strong enough to be used to tuck lips 8".



ITEM #	CODE
NT10634	07500

SCALPEL HANDLES

Stainless Steel handles. Made to fit Havel's blades.

ITEM #	DESCRIPTION	CODE
HSH-3	Fits Blade #10, #11, #15	09050
HSH-4	Fits Blade #22	010090
HSH-8	Fits Blade #60	011130

HSH-3



HSH-4




HSH-8

SCALPEL BLADES

These quality carbon steel blades from Havel's are excellent for turning and fleshing faces, and final fleshing to lips, nose and eyes after tanning. The #60 blades are stainless steel.

DESCRIPTION	DOZEN ITEM #	CODE	BOX OF 100 ITEM #	CODE
Blade #10	HSB-10DZ	04020	HSB-10BOX	025200
Blade #11	HSB-11DZ	04020	HSB-11BOX	025200
Blade #15	HSB-15DZ	04020	HSB-15BOX	025200
Blade #22	HSB-22DZ	04020	HSB-22BOX	025200
Blade #60	HSB-60DZ	06100	HSB-60BOX	032900

Specify
"Dozen"
or "Box" of
100 when
ordering



GRIP~ON KNIFE

Features include comfortable soft grip handle, four jaw machined aluminum chuck for secure blade positioning, convenient rear blade release, safety cap and a super sharp straight edge blade.

ITEM #	CODE
16020	06160



16020

REPLACEMENT BLADES FOR GRIP~ON KNIFE



Double Honed Straight Edge Blade 1" Edge

ITEM #	DESCRIPTION	CODE
23011	15 Pack Dispenser	09240
22611C	100 Bulk Pack	036230




Curved Edge Blade 1" Edge

ITEM #	DESCRIPTION	CODE
23010	15 Pack Dispenser	09470
22610	100 Bulk Pack	055430

ALUMINUM HANDLE KNIFE

Machined aluminum handle with a four-jaw machine chuck to firmly secure the blade, this knife is made for medium-duty use. Comes with a plastic safety cap and five assorted blades.



ITEM #	CODE
19002	07720

HEAVY DUTY KNIFE

Knife is made with a machined aluminum shaft and a hexagonal plastic grip. Includes a four-jaw machined chuck and comes with a safety cap and five assorted blades.



ITEM #	CODE
19005	09080

REPLACEMENT BLADES FOR ALUMINUM AND HEAVY DUTY KNIVES



Straight Edge Blade 1 3/8" Blade

ITEM #	DESCRIPTION	CODE
21002	5 Pack	03020
22602	100 Pack	043660

Square Router .5" Edge

This router tip can be used to carve foam, clay and soft wood in addition to fleshing small areas.

ITEM #	DESCRIPTION	CODE
20740	2 Pack	04540



Saw Blade 2 1/4" Blade

ITEM #	DESCRIPTION	CODE
20027	5 Pack	07120



Curved Edge 1" Blade

ITEM #	DESCRIPTION	CODE
21022	5 Pack	03810
22622	100 Pack	059240

SKIVE KNIFE

Works excellently for thinning and fleshing delicate areas of the face, such as around the nostrils, lips and eyes. Works best when used with a rounded-off wooden beam.

ITEM #	DESCRIPTION	CODE
6018	Skive Knife	09730
04113	Replacement Blades (20) with Dispenser	011580



VICTORINOX KNIVES

For over 30 years, Carolina Fur Dressing has tried them all. Nothing compares to these Victorinox paring knives for caping, skinning small game or prepping a skin to be mounted.

ITEM	SIZE	CODE
VICK	3/4" Blade Knife	06600
VICK47606	2 1/2" Birds Beak	06600

Same high quality as the Victorinox paring knife but in a larger version for skinning and fleshing big game.

ITEM	SIZE	CODE
VICK40535	5" Blade	036210



VICK



VICK47606



VICK40535



12" ROUND KNIFE

Our round knives offered here are the only fleshing knives used at Carolina Fur Dressing on a daily basis. The correct thickness and hardness to turn and hold a "good edge", this standard size fits most fleshing machines and arbors. Comes with 2"-center hole and four standard bolt holes.

ITEM #	DESCRIPTION	CODE
HQRK12B	12" Fleshing Round Knife, Blank	077000
HQRK12K	12" Fleshing Round Knife, Sharpened	0129800



TONING STEELS

Steels such as these are used approximately 15 times an hour by Carolina Fur Dressing Shavers to help keep their round knife-edge like a razor at all times. The two sizes are different for top and bottom. Quality work requires quality tools.

ITEM #	DESCRIPTION	CODE
HQTS	1 Set	047930

FLESHING AND BEAMING KNIVES

Our assortment of fleshing and beaming knives offers the taxidermist a wide variety of tools that are critical in prepping and preparing a hide for tanning. In many instances the correct fleshing knife in the hands of an experienced worker can clean a hide or cape much faster than a motorized fleshing machine and with "no holes or cut fingers." All our knives work well if raw skins are salted, rolled up overnight, hung to drain one full day and then beamed with beam knife.



The Sheffield Knife is an excellent choice to flesh fatty bears and cut down the thick shields on hogs



A full deer hide, fleshy and meaty draped over beam. It has been salted overnight.

600 NECKER KNIFE

The "Cadillac of fleshing knives" Head Quarter's Necker 600 has a stainless blade with the correct arch and grind for quick and safe fleshing. This knife can turn fleshing a whitetail hide into a three to five minute job with "no holes or cut fingers." Blade is one-sided.



ITEM	DESCRIPTION	CODE
HQN600	Necker Knife	082680



Fleshing begins with 600 Necker knife.

SHEFFIELD FLESHING KNIFE

There's only one Sheffield Fleshing Knife and it's still handmade in England. At Carolina Fur Dressing these knives are used to cut down elephants, rhinos, hippos, giraffes, boar shoulders and 2" layers of bear fat. Blade size 16"x 3".



ITEM	CODE
HQSFK	0145600



Three minutes 41 seconds later, hide is beamed clean and ready to re-salt. No holes, no cut fingers.

MINNESOTA FLESHING KNIFE

A domestic design of The England style knife but not of the same quality. A slightly lighter gauge steel and less beveled edge than the Sheffield version. This knife still works well to slice down heavy skins or heavy fat layers. Blade size 16" x 3".



ITEM	CODE
HQMNK	0103740

ACCUSHARP

ITEM #	DESCRIPTION	CODE
1117-0001	AccuSharp Knife and Tool Sharpener	09970
1117-0026	AccuSharp 3" Diamond Pocket Stone with Pouch	010380
1117-0027	AccuSharp 4-in-1 Knife and Tool Sharpener, Black	013780
1117-0032	AccuSharp Diamond PRO 2-Step, Carded	011130
1117-0041	AccuSharp Pull-Through Sharpener, White/Blue	018550



1117-0032



1117-0026



1117-0041



1117-0001



1117-0027

SMITH'S DCS4 DIAMOND COMBO

COURSE/FINE

Feature Multiple-Layers of micron-sized mono crystalline diamonds and a unique sharpening surface with an overlapping hole design, "Micro Tool Sharpening Pad" and a sharpening groove for needles.



1956-0005

ITEM #	CODE
1956-0005	020100

SMITH'S JIFF-S JIFFY KNIFE SHARPENER

ITEM #	CODE
1956-7859	06900



1956-7859

SMITH'S TWO STEP POCKET SHARPENER

Excellent for use on all types of straight-edged knives. Coarse and fine sharpening areas. Three or four strokes is all it takes.




1956-0007

ITEM #	CODE
1956-0007	04770

KNIFE SHARPENING SYSTEM

No less than five of these sharpening stations are set up at Carolina Fur Dressing. For over 30 years, Carolina Fur Dressing has come to realize this is the best and most efficient way of sharpening a paring, fleshing or skinning knife. Comes with 8" gritted wheel, 8" buffing wheel and resurfacing supplies. Fits 1/2" arbors. Comes with instructions.



ITEM #	DESCRIPTION	CODE
HQKSK	1 Complete Sharpening Kit	038220

CALIPERS

Used for precise measurements, these aluminum calipers come in two sizes. They are the most accurate way to gauge measurements such as eye to nose on a deer or the length and the width for a bird body.


ITEM #	DESCRIPTION	CODE
AL8	8" Calipers	09980
AL10	10" Calipers	011030



ID TAGS

Tyvek tags are great for any taxidermist to identify customers' skins or antlers. Tags can be written on with a marker and are durable and waterproof. Also, they will last through the tanning process. They measure 3¾" x 2".


ITEM #	DESCRIPTION	CODE
TYV50	50 Tags	05850
TYV100	100 Tags	011050



NUMBER TAGS Limited Quantities

Brightly colored and numbered, these tags can be attached to your skins using a cable tie. This is the easiest way to identify which skin belongs to which customer. They are available in red, orange, green and yellow. The number range is 1-100, 101-200 and 201-300.

COLOR	NUMBER RANGE	NUMBER RANGE	NUMBER RANGE	CODE
Green	TAGG1 1-100	TAGG2 101-200	TAGG3 201-300	020000
Orange	TAGO1 1-100	TAGO2 101-200	TAGO3 201-300	020000
Red	TAGR1 1-100	TAGR2 101-200	TAGR3 201-300	020000
Yellow	TAGY1 1-100	TAGY2 101-200	TAGY3 201-300	020000



NYLON CABLE TIES

Available in different colors, these cable ties make it easy to attach number and ID tags to your raw or tanned skins.

ITEM #	DESCRIPTION	CODE
84-1-120G	Lime Green	036500 / 1000 Count
84-1-01L	Blue	036500 / 1000 Count
84-1-01R	Red	036500 / 1000 Count
84-1-01Y	Yellow	036500 / 1000 Count



STRAIGHT WIRE

Galvanized straight wire is sold by the pound. When ordering, specify number of pounds with each item number. **05750/Lb.**

ITEM #	GAUGE	SIZE	LENGTH	APPROX. # OF PIECES PER POUND
SW6	6 (4.88 mm)		36"	4
SW6LG	6 (4.88 mm)		48"	3
SW8	8 (4.11 mm)		33"	6
SW8LG	8 (4.11 mm)		48"	4
SW10	10 (3.43 mm)		36"	8
SW10LG	10 (3.43 mm)		48"	5
SW12	12 (2.69 mm)		36"	12
SW14	14 (2.03 mm)		24"	31
SW16	16 (1.59 mm)		24"	49

ANNEALED WIRE

Sold on 5lb spools for convenience, this wire is pliable and easier to shape than galvanized straight wire. Price per 5 Lb. Spool

ITEM #	DESCRIPTION	CODE
WSP14	14 Gauge	026000
WSP16	16 Gauge	026950
WSP18	18 Gauge	028200



SYRINGES AND NEEDLES

ITEM #	DESCRIPTION	CODE
SYRN5	5 ML/CC Syringe Only	00750
SYRN10	10 ML/CC Syringe Only	00800
ND20	20g x 1" Needle Only	00540
ND18	18g x 1" Needle Only	00540



FLEXIBLE FOAM

BIRD NECK MATERIAL

Bird neck material is used in conjunction with annealed wire to create a flexible life like pose. This material also works well when used instead of card material to pin any mount while it is drying.

ITEM #	DESCRIPTION	LENGTH	CODE
FOAM1/4	1/4" Diameter	10ft Section	02440
FOAM3/8	3/8" Diameter	10ft Section	04150
FOAM1/2	1/2" Diameter	10ft Section	04150
FOAM5/8	5/8" Diameter	10ft Section	04260
FOAM3/4	3/4" Diameter	10ft Section	04890
FOAM1	1" Diameter	10ft Section	05720
FOAM1 1/4	1 1/4" Diameter	10ft Section	05980
FOAM1 1/2	1 1/2" Diameter	6ft Section	06230

STOP-ROT

Developed as an aid in preventing hair and epidermal slip. STOP-ROT extends the working time of a fresh hide by slowing down or stopping decompositions.

ITEM #	SIZE	CODE
STRQ	Quart	020730



MASTER'S BLEND

Two-part liquid designed to inject into birds feet using a syringe in order to eliminate shrinkage. Sets in 3-5 minutes at room temperature.

ITEM #	SIZE	CODE
MSBLQ	2 Quart Kit	041500
MSBLP	2 Pint Kit	021840



HEAD QUARTERS QUICK~NOSE DETAILER

Fill bottle with Liquitex or Mod Podge to add texture to nose pad before painting. Cap has a unique design with a built in wire that fits into the needle to prevent it from drying out.



ITEM #	DESCRIPTION	CODE
HQND	Nose Detailer	06650
NDRN	Nose Detailer Replacement Needle	00990

LIQUITEX

Use in Quick Nose detailer to texture nose pad. Glossy, transparent and flexible when dried 4oz.

ITEM	DESCRIPTION	CODE
LTX4OZ	Gloss Medium and Varnish	011550



ROUND BRUSHES

FLAT/SHADER BRUSHES



R-9150-2



R9150-4






R-9425-4



R-9325-6



R-9325-2






RCC-201

RCC-202

ITEM #	DESCRIPTION	CODE
R-9325-2	White Bristle, Size 6	03640
R-9325-6	White Bristle, Size 2	03900
RCC-201	Golden Taklon 4 Pack, Sizes 1,3,5,6	08060

ITEM #	DESCRIPTION	CODE
R-9425-4	White Bristle, Size 4	03640
R9150-4	Golden Taklon, Size 4	03640
R-9150-2	Golden Taklon, Size 2	03640
RCC-202	Golden Taklon, 4-Pack, Sizes 2,4,6,8	08060

FLAT AND ROUND VARIETY PACK



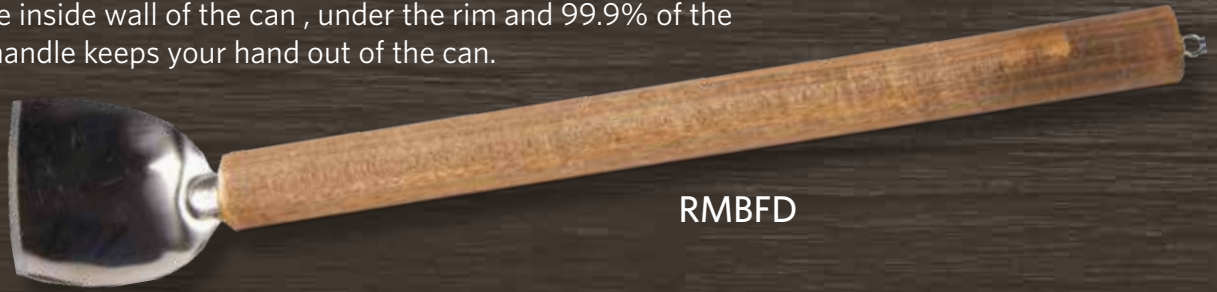
RCC-204

ITEM #	DESCRIPTION	CODE
RCC-204	Shader / Flat, Sizes 4 and 8 Round Sizes 3 and 3/0	08060

RAY MURPHY'S THE BOTTOM FEEDER

The Bottom Feeder is a tool designed to be used when your Bondo can gets low, it will get Bondo off the inside wall of the can , under the rim and 99.9% of the bottom while the 12" handle keeps your hand out of the can.

ITEM	CODE
RMBFD	020800



RMBFD

HEAD QUARTERS FORM ROUGHER AND SKIN TAXI TOOL

This new rougher utilizes 100% of the pad by way of its design, plus it fits comfortably in your hand. Now offered in two colors: natural and camo. Deluxe Rougher features a tension adjustment nut that allows for quick and easy pad adjustments and removal.

ITEM #	DESCRIPTION	CODE
HQRC	Pink Camo Rougher Limited Quantities	036380
HQDXR	Deluxe Rougher	046960
HQRRP	Rougher Replacement Pads	019120



HQRC



HQDXR

RASPS

LARGE 8 PC. RASP SET



ITEM	CODE
RASP170	013470

DETAIL RASP

Perfect for shaping the inside of nostrils and other smaller detail areas on a manikin.



ITEM	CODE
R78	028000

DETAIL FILE SET

6 Assorted File Set With Handle

ITEM	CODE
55668	018510



INSECT PINS

Packaged approximately
100 per container

ITEM #	CODE
3261	05600



EURO PINS

Specifically designed for taxidermy and made of stainless steel with a lengthened plastic handle that makes plug in and pull out trouble free. Per 100 pieces.

ITEM #	SIZE	CODE
EP20	3/4" 26 Gauge	029640
EP30	1 1/4" 22 Gauge	030680
EP100	4" 19 Gauge	033020



PINS

ITEM #	SIZE	TYPE	CODE
15934	3 1/2"	Upholstery Pin	014510 (36 count)
15-8621	2"	T Pin	016590/ 1/2 lb.
15-8621-1	1 1/2"	T Pin	016220/ 1/2 lb.
15-9614-17	1 1/2"	Bank Pin	012480/ 1/2 lb.
15-8615	1 1/4"	Bank Pin	014040/ 1/2 lb.



DETAIL BRUSH

Having two different size ends, this brush makes an excellent grooming tool. It works especially well on the inside of ears, eyelashes and on small game.

ITEM	CODE
DBR	06550



NEEDLES

3/8 CIRCLE

ITEM #	SIZE	CODE
101-4	2"	01660
101-1	2½"	01870



CURVED

ITEM #	SIZE	CODE
102-6	2"	01090
102-4	2½"	01200
102-1	3.15"	01560
124-4	4"	01820



SERPENTINE (S-CURVE)

ITEM #	SIZE	CODE
190-4	2¾"	01660
190-3	3¾"	01920
190-2	4¾"	02080



GLOVERS

Straight with tri-edged tip.

ITEM #	SIZE	GAUGE	CODE
518-8	1⅛"	22	00880
518-7	1⅜"	22	00880
518-6	1⅞"	20	00880
518-5	1⅞"	20	00880
518-4	1⅝"	19	00880
518-3	1⅞"	19	00880
518-2	1⅜"	18	00940
518-1	1⅞"	18	00940
518-0	2"	18	00990
518-00	2⅞"	17	01040



HIDE STRETCHER AND SKIN ADJUSTING TOOL

ITEM	CODE
HS-255	014190



LOOPOUTS

ITEM #	SIZE	CODE
150-2	2"	01820
150-1	2½"	01660



FULL CURVED


ITEM #	SIZE	CODE
503-5	4"	05410
503-4	3½"	05250
503-3	3"	05150
503-2	2½"	05040
503-1	2"	05040



SCALP

3-sided cornered straight needle for sewing hides and game heads.

ITEM #	SIZE	CODE
104-4	2½"	00880
104-1	3"	00990



THREAD

Waxed cape thread

Comes in ¼ lb spools. Available in 3 colors.

ITEM #	SIZE	CODE
16-8606-1	Black	014400
16-8606-2	Brown	014400
16-8606-3	White	014400



EAR OPENERS

A sturdy alloy ear opener with a corrosion resistant finish.

ITEM #	DESCRIPTION	CODE
S-357W	Small 9¼" Length	017630
S-356W	Large 14" Length	020750



MOUNTING STANDS

TABLE TOP



"Once in a while a product comes along that addresses not only a need we all have but a better way to work so much easier! As an Instructor of World Champions and as a leader in the Industry, taxidermy supply companies want me to endorse products all the time. I only endorse what we use here at Anglers Artistry and what I personally use. Then I went to Head Quarters to share my excitement with them on this New Product. Functional, easy-to-use and handsome, this creative mounting stand is a new and permanent addition for Anglers Artistry!"

Rick Krane
Anglers Artistry

FLOOR MOUNTING STAND



LEG EXTENSION



WALL UNIT



MOUNTING HEAD



ITEM #	DESCRIPTION	CODE
TTMS	Table Top Mounting Stand	086800
FLMTSD	Floor Mounting Stand	0151210
MSLE	Leg Extension	049020
MSWU	Wall Unit	026090
MSMH	Mounting Head	016660

PEDESTAL MOUNTING HARDWARE

Complete **UNINSTALLED** kit with powder coated pedestal base plate.

ITEM#	DESCRIPTION	CODE
PMH	Medium Kit with 14" Long Square Tubing Receiver and Stand (For Deer Size Manikins)	024840
LGPMH	Large Kit with 27" Long Square Tubing Receiver and Stand (Elk and Kudu Size Manikins)	047490

PAS STAND ONLY

ITEM#	DESCRIPTION	CODE
SMPASPM	Small Stand Only with Mounting Plate (For Use with Pedestal Attachment System PAS). For Small African Manikins (Springbok, Steinbok, Duiker).	018010
PASPM	20" Medium Stand Only with Mounting Plate, Powder Coat Finish (for Use with Pedestal Attachment System PAS). For Medium or Deer Size North American and Medium African Manikins. (Impala, Bushbuck, Blesbok).	021290
LGPASPM	27" Large Stand Only with Mounting Plate, Powder Coat Finish (For Use with Pedestal Attachment System PAS). For Large Elk Size North American and Med/Large African Manikins (Kudu, Zebra).	039850



PEDESTAL PINS

Used in floor pedestals with PAS installed to attach to bases and pedestals.

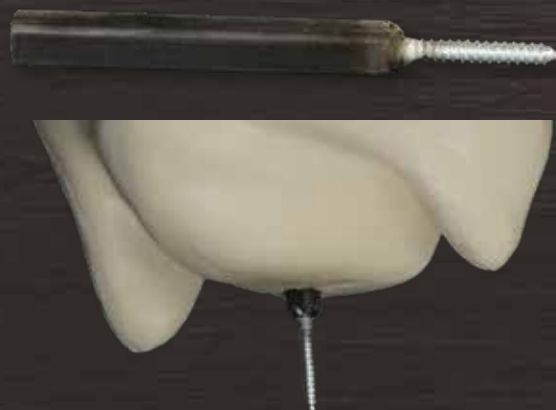
ITEM#	DESCRIPTION	CODE
SMPIN	1/2" x 6" Tubing for Use with Small African (Springbok, Steinbok, Duiker)	012010
LGPIN	1" x 6" Tubing for Use with Elk and Medium/Large African (Kudu, Zebra)	013100

Limited Quantities Available



RECEIVER

STAND



ULTRA PREMIUM GLUE GUN

High output

- Ergonomic design non-stick finish
- Insulated nozzle
- On/off light
- 8 foot cord
- Built-in stand and an auxiliary stand
- 60 watts

ITEM	CODE
SBH-280	017160



SUREBONDER® ALL-IN-1 STAPLE GUN

Drives most heavy duty-staples. Features easy drop-in loading.

ITEM	CODE
SB5650	034840



ALL TEMPERATURE/ ALL PURPOSE GLUE STICKS

ITEM	DESCRIPTION	CODE
DT-20	4" Length (20 Pack)	05930
DT-8	10" Length (8 Pack)	05930

SUREBONDER® NO.4 STAPLES

Heavy-duty, narrow-crown staples for use in SB5650 staple gun or Arrow® T50® along with others. ½" Qty. 1250 per box

ITEM	CODE
SBN04	03330



LATEX GLOVES

The staff at Head Quarters uses these particular gloves for daily operations. We have found these latex gloves to be durable and chemical resistant, at an affordable price. These powder-free gloves are available in three sizes and come in boxes of 100.

ITEM #	SIZE	CODE
LTGS	Small	010450
LTGM	Medium	010450
LTGL	Large	010450



NICHOLAS LINDSAY MACHE PRODUCTS

MUD MIX

Mud mix is an earth colored, shapeable adhesive used to attach ground cover and small habitat materials to a base to make a custom habitat. It will stick to foam, wood, and wire cloth. Once dry, this product yields a hard and durable surface with a matte finish.



MUD MIX DIRECTIONS

1. Mix dry mud mix with water and stir until the consistency is similar to cake icing.
2. Spread mud over your base about 1/4" thick, covering all areas where you want to make the "ground cover".
3. Apply the ground materials starting with the larger and heavy materials first. Sticks, twigs, small stones, moss, etc., press these items directly into the mud.
4. Cover the remaining exposed mud with your ground cover and lightly tamp it in with your hand or a dry paint brush. Ground cover can be dirt, ground up leaves, dried ground up moss, peat moss, or whatever you need to depict the area you're creating.
5. Mud mix will start to set up in 20-30 minutes after mixing with water.
6. Allow to dry overnight. Then shake off the excess ground cover and seal with a coat of white glue and water spray. When the glue and water mix dries, the base is ready for the habitat plants and the mount.

MACHE MIX

Mache mix is a creamy and smooth formula. It adheres very well to almost all substrates like foam and wood, and contains a fiber for structural strength. However, it holds a texture if desired. This product is perfect for jointing foam rock panels, setting antlers and skull caps, altering forms and a wide range of other applications.



MACHE MIX DIRECTIONS

1. Mix dry mache mix with water to desired consistency. Works best at the consistency of soft putty.
2. Apply over the desired area by hand or with a tongue depressor.
3. Shape mache and texture. A 2" cheap paint brush, natural sponge, work well when the mache is soft. A stiff putty knife works best after mache is setup.
4. Mache will turn a light grey when cured and then white when dry.

ITEM #	DESCRIPTION	CODE
NLMX10	Mache Mix 10 Lb	022860
NLMX25	Mache Mix 25 Lb	054290
NLMD10	Mud Mix 10 Lb	028790
NLMD25	Mud Mix 25 Lb	068850

HEAD QUARTERS MOLDING AND CASTING PRODUCTS DEVELOPED BY POLYTEK

HEAD QUARTERS TAXICAST Pourable Two-Part Plastic

This is a 1:1 volume polyurethane casting plastic. This plastic is white in color and produces fine detail with bubble free results. Head Quarters TaxiCast offers superior strength with a durable finish. Head Quarters TaxiCast has many uses in the shop including reproducing hooves, artificial noses, duck heads and reptile replicas. It has a low viscosity and a two minute working time and a 15-minute demold time.

HEAD QUARTERS TAXICAST SLOW

The same great features as the TaxiCast but with an increased pour time of 5 minutes and demold time of 30-45 minutes. Best used to make multiple casts in one pour or allow time for pressure casting.

ITEM #	SIZE	CODE
HQTCT-QT	2 Quart Kit	048000
HQTCT-GN	2 Gallon Kit	0123000



ITEM #	SIZE	CODE
HQTC-SLQ	2 Quart Kit	048000

HEAD QUARTERS MOLDING AND CASTING PRODUCTS

HEAD QUARTERS SILMOLD 25

Head Quarters SilMold 25 is a platinum cure silicone that does not shrink upon cure and has great tear strength. This rubber has a mid-range hardness with a nice pourable viscosity of 6,000 cP. It is a 1:1 mix by volume and no scale or degassing vacuum is needed. SilMold 25 has a 15-minute pour time and a 4-5 hour demold time.

ITEM #	SIZE	CODE
HQSM25-PT	2 Pint Kit	049000
HQSM25-GN	2 Gallon Kit	0282000



PLATTHIX

This is a liquid thickener that can be added to SilMold 25 rubber to create thixotropic consistency for making a brushed mold.

ITEM #	SIZE	CODE
PLTHX	4oz. Bottle	013250



FOAM

This is a two-part polyurethane foam that rises to a 5 lb. density. It is very tough, forms a great uniform skin and bonds well to Head Quarters forms. **Foam cannot be shipped via air transport.**

ITEM #	SIZE	CODE
POLYFQ	2 Quart Kit	048000
POLYFGN	2 Gallon Kit	0130000



POLYCOLORS

Polycolors are used to color any silicone, latex, casting material, solvent or foam.

ITEM #	SIZE	COLOR	CODE
PCBLACK4OZ	4oz	Black	023950
PCBROWN4OZ	4oz	Brown	023950
PCFLESH4OZ	4oz	Flesh	023950
PCRED4OZ	4oz	Red	023950
PCYELLOW4OZ	4oz	Yellow	023950



LEVEL RITE HANGERS



An adjustable hanger available in four sizes for the smallest to the largest shoulder mounts.

ITEM #	SIZE	CODE
8-1003	2" x 1¾"	01140
8-1002	2" x 2¼"	01250
8-1004	3¼" x 3¾"	03740
8-1005	4" x 4½"	05560



HANGERS

ITEM #	DESCRIPTION	CODE SINGLE	CODE PK 12	CODE PK 100
HNG1	Two Hole Swivel Hanger	00220	02050	017200
HNG2	Two Hole Flat Hanger	00190	01670	014270
HNG3	Saw Teeth Hanger	00230	02130	017670

Specify Each, Dozen or Pack of 100 when ordering.

CORNER BRACKET HANGER

The classic hanger for any size mount.

ITEM #	DESCRIPTION	CODE
1558A11	1½" x ¾"	00480
1558A12	2" x ¾"	00500
1558A14	2½" x ½"	00630
1558A16	4" x ¾"	03600
1558A18	6" x 1" Limited Quantities	03600



NO TILT HANGERS

Finally, an easy and economical way to hang hard-to-balance mounts. These heavy-duty steel hangers utilize two screws in the wall in order to ensure that mounts are secure and level when displayed on the wall. Installation is quick and easy. Simply level the mount and attach the hanger to the back.

Both the standard and magnum size have a spacer between the metal hanger and the backboard of the mount. Use the magnum size for larger mounts and to hang large rocks and other habitat bases.

Big Game hangers hang on 3/8" lag bolts and they are great for hanging large habitats on the wall.

Magnum Size uses ¼" lag bolts spread 6" apart.

***Bolts not included**



NTH-2



NTH-5

ITEM #	DESCRIPTION	CODE
NTH-1	Standard Size 1½" x 4¼"	02350
NTH-2	Magnum Size 2" x 7¾"	04600
NTH-5	Big Game 3½" x 3½"	08600

HELPING HAND WALL BRACKETS

Elk, moose, bear and other large game mounts can be secured with confidence using these wall brackets. These custom-designed taxidermy wall brackets are made to hold any mount using the Helping Hand Hanger. Attach the wall bracket using two multi-purpose or wood screws directly into a stud for maximum stability. The combination of the mount hanger and the wall bracket has been "field tested" at over 240 lbs.

ITEM	CODE
HHWB	05200



HELPING HAND HANGERS

A new adjustable hanger that doubles as an aid to hang form on mounting stand without it being permanently attached.

ITEM #	QUANTITY	CODE
HANGERS	1	00970
HANGERSDZ	12	010500



Permanently secured by screws through stand and into form backboard.

THE NOOSE

Use as one piece for extra large and heavy pieces, or break in half for smaller mounts.

ITEM #	CODE
8-1010	01090



DERMA GRIP HIDE PASTE

Designed to glue tanned (any method) or dry preserved skins to the manikin. It has an extended working time with superb adhesion. Pinning during the mounting process is not needed. It is medium-thick consistency, solvent free and environmentally friendly.

RED LABEL

ITEM #	DESCRIPTION	CODE
1232-1GAL NEW	1 Gallon Pail	035050
1232-12OZ NEW	12 Oz. Bag	07250



NEW

HEAD QUARTERS HIDE GLUE

MASTER'S CHOICE

The most advanced taxidermy adhesive available!

- Creates a tight bond from hide to lightly sanded forms and earliners.
- Can be used with tanned or dry preserved skins.
- Spreads easily using a brush, remains flexible after drying.
- Eliminates the need for pinning.

ITEM#	SIZE	CODE
MCHPG	1 Gallon	040000
GAL5MCPH	5 Gallon	0154000



HEADLOCK EPOXY HIDE PASTE

Headlock is a technological advancement in hide pastes. The resins that are used to make Headlock are used to bond surfaces in underwater applications, making Headlock perfect for bonding wet hides to manikins. That's right, Headlock actually bonds to tanned or dry preserved hides better because of the moisture that is in a towel dried cape, producing unmatched adhesion! Features a silky smooth consistency with a generous 6-hour skin adjustment time.

ITEM#	SIZE	CODE
HDLQK	Quart Kit (Two 16 oz Containers)	029300
HDLGK	Half Gallon Kit (Two 32 oz Containers)	044620



**NOW EVEN LIGHTER CONSISTENCY
AND STRONGER BONDING POWER!**

ZAP~A~GAP

A slower setting super glue that has many uses in the taxidermy shop because of its thicker consistency and slower set time. Works well to glue skin to mouth and jaw sets and attach skin to artificial bird heads.

ITEM	CODE
14-8996	09100



ZAP GEL

Zap Gel has the same great holding power of the Zap-A-GAP in a gel-like formula. 20 gram tube

ITEM	CODE
PT-26	09770



CRITTER CLAY

A premixed modeling clay. Non-shrinking with little or no cracking. Ideal for modeling eyes, forming ear butts or making wrinkles.



ITEM #	SIZE & COLOR	CODE
CCLAY1N	1 Lb Natural	06240
CCLAY5N	5 Lb Natural	016640
CCLAY25N	25 Lb Natural	052000
CCLAY5W	5 Lb White	016640
CCLAY25W	25 Lb White	052000

APOXIE CLAY

A two-part synthetic clay with benefits of both sculpting clay and epoxies. Working time is two to three hours and cures in 24 hours. Waterproof with .090 shrinkage. Native.

ITEM #	SIZE	CODE
14-8850-3	3 Lb Kit	039520
14-8850-1	1 Lb Kit	018720
14-8850-25	4 oz Kit	010400



TAXIDERMY CLAY

Moist water-based generic Clay for modeling, ear butts or filling in around skull plates.


ITEM #	SIZE & COLOR	CODE
14-8730-HQ	25 Lb	022750



APOXIE SCULPT

A two-part sculpting compound. Dries flat for easy painting. Work time is approximately two hours. Cures overnight. .090 shrinkage.

ITEM #	SIZE & COLOR	CODE
APSC4QN	4 oz Natural	010400
APSC4N	4 Lb Natural	039520
APSC1N	1 Lb Natural	018720
APSC1W	1 Lb White	018720
APSC1BLK	1 Lb Black	018720
APSC1BR	1 Lb Brown	018720
APSC1PK	1 Lb Pink	018720
APSC4QLK	4 oz Black	010400
APSC4QBR	4 oz Brown	010400
APSC4QPK	4 oz Pink	010400
APSC4QW	4 oz White	010400



APOXIE PASTE

All-purpose two-part paste that fills, bonds and repairs most material. Waterproof with .090 shrinkage or cracking. Can be sanded or painted. Batter-like consistency is stirrable, yet thick enough to stay put. Khaki. Apoxie Paste has a 6 hour set time.

ITEM #	SIZE	CODE
14-8865-2	2 lb Kit	035360
14-8865-1	8 oz Kit	016640



FIXIT SCULPT

A clay-like, two-part apoxie for antler and bone repair. Four hour working time.

ITEM #	SIZE	CODE
14-8866-Q	¼ lb	012480
14-8866-1	1 lb	022880
14-8866-3	3 lb	041600



SAFETY SOLVENT

Recommended for tooling, smoothing and texturing Aves® Apoxie.

ITEM #	SIZE & COLOR	CODE
SAFETY16	16 oz	018720
SAFETY	4 oz	08320



PH PAPER

Available through Head Quarters in four ranges. Regular size plus a few in easy-to-read jumbo size. This is a must for in-house tanning.

ITEM #	pH RANGE	SIZE	CODE
PHR3	0.0-3.0	Reg.	09720
PHR12	1.0-2.5	Reg.	09720
PHJ12*	1.0-2.5	Jumbo	014090
PHR16	1.0-6.0	Reg.	09720
PHR112	1.0-12.0	Reg.	09720
PHJ112*	1.0-12.0	Jumbo	014090



*Limited Quantity

MEASURING SCALES

This one-pound measuring scale is calibrated 1 thru 16 oz, with 1/4 oz calibrations. It is a good tool to have when measuring out dry powder for pickle or tan. It comes with its own container to hold chemicals while being measured.



NUMBER	CODE
HQSCA	012780

CHEMICAL MEASURING CUPS

These inexpensive plastic measuring cups come in handy when self-tanning. Calibrated to 300 ml and 10fl oz, they take the guesswork out of mixing pickles and tans.



NUMBER	CODE
HQMC	09570

FREEZER BAGS

Offered in four sizes, these bags are ideal for storing whole specimens, raw skins or tanned capes. We carry sizes to cover anything from whole frozen ducks to moose and buffalo capes.

ITEM	QTY	SIZE	CODE
HQFB815	100	8" x 15"	010920
HQFB1222	100	12" x 22"	020230
HQFB1833	100	18" x 36"	035260
HQFB3842	20	38" x 42"	039780



GROOMING COMBS AND BRUSHES

All combs and brushes listed here are used extensively at Carolina Fur Dressing in the final grooming of all skins and furs. Offered through Head Quarters Taxidermy Supply, they will make your job much easier whether you are self-tanning or just grooming a mount that was commercially tanned.



HQFC



HQSCEC



HQSCC



HQSCF

ITEM	DESCRIPTION	CODE
HQSCEC	Extra Coarse. Good for Bison, Bear and Wooly Sheep.	020500
HQSCC	Coarse. Works Well on Removing Trash and Sawdust from Deer and Bears That Do Not Have Wooly Hair.	019450
HQSCF	Fine. Ideal for Combing Fur and Hair Where Tanning Particles Stick to the Hair Shaft and Cannot Be Caged Out.	021300
HQFC	Fine Grooming Brush. Perfect for Final Combing and Grooming of Thick Fur and Wool, or Where Particles Tend to Cling to the Hair Shaft.	010950

OPTIVISOR

OptiVISOR is a precision binocular headband magnifier which permits unrestricted user efficiency while reducing eye strain. Leaves both hands free and allows three dimensional vision. Ground and polished to precision optical standards. This product can be worn over glasses.

ITEM #	FOCAL LENGTH	MAGNIFICATION	CODE
DA-2	20"	1.5x Power	048980
DA-3-LX3	14"	1.75x Power	048980
DA-4-LX4	10"	2x Power	048980
DA-5-LX5	8"	2.5x Power	048980
DA-7-LX7	6"	2.75x Power	048980
DA-10	4"	3.5x Power	048980



OPTIVISOR ACCESSORIES

Monocular attachable lens adds 2.5x power to the OptiVISOR.



ITEM #	DESCRIPTION	CODE
LP-1	Monocular Attachable Lens 2.5x Power	012260
LT-06	Visor Light	030880
LT-2204	Replacement Bulb	09740

A clip-on lightweight battery-powered light for hands-free illumination of the magnified viewing area. Works with most headband binocular magnifiers. Requires 2 AA batteries (not included).

OPTISIGHT VISOR

The visor tilts up for normal viewing, or down for magnification. Made of precision optical grade acrylic prismatic lens, OptiSIGHT brings work closer into focus, reducing eye strain and fatigue and can be worn over glasses. Included are three different interchangeable lens plates that are simple to change 3x, 4x and 5x magnification.

ITEM #	DESCRIPTION	CODE
OSC	Visor With 3x , 4x, and 5x Power Lens	034950
LE7	7x Power Lens Plate	07910



HEAD QUARTERS TANNING SUPPLIES


FOR TAXIDERMISTS AND IN-HOUSE TANNERS

BACKED BY 38 YEARS OF
COMMERCIAL TANNING
EXPERIENCE!

Head Quarters tanning and fleshing products are now offered to the taxidermy industry for those who need quality prep tools and supplies to tan in-house. Practically every product and tool we offer is used by Carolina Fur Dressing on a daily basis. Carolina Fur Dressing has 38 years of experience in hide prepping and commercial tanning, and now offers products that when used correctly will produce a high-quality tanned skin.



TAXI-TAN 581 ALL-IN-ONE TAN (NO OFFENSIVE SMELL)



Mount by
Scott Gunn

INSTRUCTIONS:

DAY 1



Step 1 & 2

Step 1 Completely flesh cape by removing all meat, fat and tissue. Turn ears, lips and nose. Remove as much meat as possible from around the lips, eyes, nostrils and chin.

Step 2 In 5 gallons of water (60-75° F), add 8 Lbs of salt. Next, completely mix up Taxi-Tan 581 Part A by shaking container, add 12 oz to the salt water and mix well. Next, add 4 oz of TT581 part B to saltwater already containing part A. Stir solution and mix well.

Step 3 Give fresh cape a quick washing in cold water under the tap. Approximately 30 seconds under the tap will do. Then hand-squeeze the dirty, bloody water out of the hair.

Step 4 Place rinsed off cape into the mixture of TT581 A and B and saltwater. If a dorsal cut cape, let float hair up and flesh side down. If a short incision cape, make sure hair is turned in and flesh side out before placing in the TT581 solution. If possible, either weigh the cape down into the solution, or stir and agitate cape around several times a day.



Step 3



Step 4

(Continues on next page)

TAXI-TAN 581 ALL-IN-ONE TAN

(NO OFFENSIVE SMELL)

(Continued from previous page)

DAY 2

Step 5 Cape can actually be rough shaved 24 hours after being placed in tan. Before it is shaved, pull cape out of solution. Let excess drain back into container the skin was pulled from. Next, it is recommended to rinse cape well before shaving or use latex gloves while shaving. Once rough shaved, as close as you feel comfortable, put cape back into solution and weight down under the surface. Repeat these shaving steps until cape is as thin as you desire. Someone experienced in shaving skins can actually have the cape thinned well enough on day three or four depending on original thickness of cape.

1. Shave



2. Pull and let drain



3. Return to solution



Neutralization Once cape is shaved thin enough, mix up neutralization bath. Use 4 gallons of water, 2 lbs salt and either 2.5 tablespoons of soda ash or 2 cups of sodium bicarbonate (baking soda). It is recommended to add some mild detergent or preferably 2 oz of Head Quarters Degreaser and Cape Washing Agent. Mix well. Add tanned, shaved skin to bath, skin side out. Leave in bath for 15 minutes if using soda ash or 30 minutes if using sodium bicarbonate to neutralize. Keep weighed down or agitate every three to four minutes.

4. Add degreaser to neutralization bath



6. Add cape to neutralization bath



Completely tanned cape ready to be mounted or frozen



Once neutralized, rinse off in cold tap water. Completely wring out or let hang to drip water. Cape can then be prepped and either mounted or frozen to be mounted later.

Pour the neutralization bath back into the TT-581 solution



Disposal Pour the neutralization bath into the TT-581 solution. Add enough soda ash or sodium bicarbonate to raise the pH between 6 and 11. Once it reaches the correct PH, it should be okay to dispose of. It is always a good idea to check with local zoning and wastewater officials before you start using and disposing of tanning chemicals.

SUGGESTED BATCHES FOR TT-581

2 small deer or one larger deer or one antelope

5 gallons of water
8 lb. salt
16 oz. of TT-581
(12 oz. of Part A and 4 oz. of Part B)

3 small deer or 2 medium deer or One XL deer or 2 antelope

7.5 gallons of water
12 lb. salt
24 oz. of TT-581
(18 oz. of Part A and 6 oz. of Part B)

4 small deer, 2-3 large or medium deer, 1 Elk, or 3 antelope

10 gallons of water
16 lb. salt
32 oz. of TT-581
(24 oz. of Part A and 8 oz. of Part B)

HEAD QUARTERS TANNING CHEMICALS

ALL-IN-ONE TANS

Taxi-Tan 581 (See Pages 262-263 for Instructions and other items/chemicals needed)

This product was formulated for those who wish to pickle, tan and oil, all in one step. All you need to do is add salt, then neutralize when finished. A fresh, pickled, unsalted cape can be completely shaved and tanned within three days. This tan has excellent hair-setting properties plus good stretch. Complete instructions are on each bottle.

ITEM#	SIZE	CODE
TT581G5	5 Gallon	0409960
TT581G1	1 Gallon	094630
TT581QT	1 Quart	029690

PAINT-ON / RUB-ON TANS

Head Quarters Tan 5000 PICKLE REQUIRED (See Page 266 for Instructions and other items/chemicals needed)

By drawing from over 36 years of tanning experience at Carolina Fur Dressing plus using components daily, Head Quarters Taxidermy Supply company now offers a rub-on home tan. It produces a 100% tanned skin with a grainy white leather, superb stretch and simple directions to follow. We have tested this Head Quarters Tan in-house on test capes, mounted test heads and local taxidermists have used it on customer mounts with excellent results. Head Quarters now offers a better rub-on tan at a better price.

ITEM#	SIZE	CODE
HQTAN5	5 Gallon	0276480
HQTAN1	1 Gallon	066630
HQTANQ	1 Quart	023360

Head Quarters PT500 NO PICKLE REQUIRED (See Page 267 for Instructions and other items/chemicals needed)

Head Quarters Preservant Tan (PT) is an alternative method for those who do not want to pickle but needs an instant curing method. This method has higher quality hair setting and skin preservant properties than a powder preservative.

ITEM#	SIZE	CODE
HQPT5	5 Gallon	0276480
HQPT1	1 Gallon	066630
HQPTQ	1 Quart	023360

SUBMERSIBLE TANS

Lutan FN

Lutan has a proven track record in taxidermy tanning. Producing white soft leather with plenty of stretch, Lutan works well on all mammals, yielding an indefinite shelf life in dry tans. Used by oz/gal or oz/wt of skin, Lutan can be adjusted to fit any in-house tanning needs. Skins must be pickled, tanned and oiled when using Lutan.

ITEM#	SIZE	CODE
HQLT15	15 Lb	090770
HQLT10	10 Lb	059880
HQLT5	5 Lb	031140

Alum

Our low-iron technical grade alum is a granulated tanning agent that when properly used and neutralized, produces an excellent tan with super stretch. Can also be used as a pre-tan alongside a final synthetic tan.

ITEM#	SIZE	CODE
HQTA20	20 Lb	032930
HQTA15	15 Lb	025260
HQTA10	10 Lb	017710

POWDERED BORAX

"Multi-Use" powder for moth proofing, cleaning and preserving. Apply directly to hides or mix in water solution for submersion.



STOP-ROT

Developed as an aid in preventing hair and epidermal slip. STOP-ROT extends the working time of a fresh hide by slowing down or stopping decompositions.



NUMBER	SIZE	CODE
PDBX5	5 Lb	09750

ITEM #	SIZE	CODE
STRTQ	Quart	020730

Tanning Chemicals are also sold in bulk to tanneries and individuals.

PICKLING CHEMICALS

Safe Pickle Acid

With formic acid being highly hazardous around the home and shop, this safe pickle acid is an excellent substitute to use in pickling skins. Used in a properly mixed pickle along with agitation, it swells the skin for easy shaving and eliminates protein and glue for adequate tan penetration. pH needs to be monitored closely when using this product.

Citric Acid

A dry granular pickling agent; this natural product works great in taxidermy tanning to produce a "white grainy" pickled skin that is easily shaved thin and is ready to accept the tan.

DEGREASERS / RELAXORS

Head Quarters Degreaser/ Cape Washing Agent

No skin is truly tanned until all natural oils and greases are removed. This commercial tannery degreaser is now being made available to home and in-shop taxidermy tanners. Light applications are needed on deer, but a heavier dosage is needed for fur bearers, hogs, domestic sheep and large cats.

Head Quarters Hide Relaxor (for dried hides in rehydration)

This product is used in rehydration for "wetting-back" glazed over and extra hard-dried skins. It is a must for air-dried beavers, trapper-dried furs and African pieces. Used in conjunction with Head Quarters Degreaser in the rehydration and pickle bath, you will be pleased at how much faster skins soak up.

HD-100X (heavy degreaser)

HD-100X is a thick, solvent-based degreaser that works great on bears and fur bearers where degreasing is always a problem during the tanning of these types of skins. Start by using 5 oz of HD-100X per gallon of saltwater and increase the HD-100X as needed if an older greasy skin. If skin is older, yellow colored and extremely greasy, HD-100X can be swabbed on the flesh side and let set for 12 hours or more before the first rehydration. This will help break down the penetrated grease before you start the tanning process. Blood Remover.

BLOOD REMOVER

Head Quarters Dried Blood Remover

This product is very helpful when trying to remove dried blood in hair or wool. First, you need to wet the bloody hair with cold water, apply product and massage it into the troubled spot. After sitting for 15 minutes, use a garden hose or water under pressure to "blast-out" the clotted and dissolved blood. Several applications may be needed in difficult "rock hard" areas. (This product removes only blood on hair surface. Blood that has saturated into the hair shaft may need to be bleached out

NEUTRALIZATION AND BASIFYING AGENTS

Soda Ash/Sal Soda

This powder product is great for neutralizing pickles, tans and wastewater before it is disposed of. Much stronger than baking soda, a smaller amount is required to do the job. Also used in boiling skulls, bone and antler plates to help dissolve protein, fat and grease. Helps to speed up the boiling process to eliminate damage to the bone.

Sodium Bicarbonate

A milder neutralizing agent for in shop tanning. Used to raise pH on pickle or tanning solution as well as waste water before disposing down the drain.

TANNING OIL

Head Quarters White Softening Oil

A true softening oil that is compatible with most taxidermy tans. Once skin is shaved and tanned, but while still damp (but not wringing wet), simply swab on oil, let hang to penetrate and dry, then either drum and break or soak up to mount. This oil when cut with water 50/50 is an excellent softening agent for domestic sheep and small mammals. For best results, skins need to be pickled, shaved, completely degreased, tanned and neutralized before applying softening oil.

ITEM#	SIZE	CODE
HQPAC	1 Gallon	048820
HQPAQT	1 Quart	013170

ITEM#	SIZE	CODE
CITA10	10 Lb	049440
CITA5	5 Lb	029060

ITEM#	SIZE	CODE
HQDEGG	1 Gallon	068180
HQDEGQ	1 Quart	018420
HQDEGP	1 Pint	012190

ITEM#	SIZE	CODE
HQRXG	1 Gallon	073230
HQRXQ	1 Quart	025650

ITEM#	SIZE	CODE
HDXDG	1 Gallon	083270

ITEM#	SIZE	CODE
HQBRG	1 Gallon	044170
HQBRQ	1 Quart	015490

ITEM#	SIZE	CODE
HQSA25	25 Lb	029060
HQSA10	10 Lb	013290
HQSA5	5 Lb	06990

ITEM#	SIZE	CODE
HQBC25	25 Lb	028440
HQBC10	10 Lb	011070
HQBC5	5 Lb	06020

ITEM#	SIZE	CODE
HQWO5	5 Gallons	0190400
HQWOG	1 Gallon	051770
HQWOQ	1 Quart	017710

HEAD QUARTERS TAN 5000 PICKLE REQUIRED



RUB-ON TAN / PAINT-ON

Procedure for one prepped, salted, dried or semi-dried deer cape (this same procedure can be altered to tan any non-greasy animal cape and hide).



Day 1

Rehydrate salted capes by submerging cape for 4-12 hours until soft in 5 gallons of water (80°-85°F) and 2.5 lbs salt. Mix well (periodically agitate and move around).

Once cape is rehydrated, pull skin from rehydration bath and rinse off dirty rehydration water from skin with clean, cold, tap water for 10-15 seconds. Next, submerge skin in pickle bath. Always maintain pickle bath at pH of 1.5-2.0.

Mix Up Pickle:
5 gallons water (80°-85°F)
5 lbs salt
15 oz Citric Acid Granules OR
75 ml Head Quarters Pickle
Acid (2½ oz)
Mix well



Static rehydration and separate pickle bath in a plastic container.

Day 2, 3, 4

Keep skin either weighed down under surface of pickle bath and/or move around and agitate several times daily.

Day 5

(Or sooner if ready)

Pull skin out, let drain enough to shave and thin down. Put skin back into pickle overnight.



Shave and thin down.

Day 6

Pull skin out, let drain and re-shave any thick or raw spots. Once re-shaved, put back in pickle bath for two hours. Cape is now ready for neutralization. Remove skin from pickle bath and rinse off in clean, cold, tap water for 10-15 seconds.



Pour puddle of Head Quarters Tan 5000 onto neck.



Rub tan well into skin.



Hang to dry.



Reposition on hanging rack to ensure all parts can dry.

Put pickled, shaved skin into new neutralization bath for 20 minutes with hair side up. Periodically move skin around ensuring that all areas get exposed to the solution. Remove skin after 20 minutes. Either spin dry or towel dry the skin. Once most of the water is removed and the skin is "thirsty" for the tanning oil, lay skin flat on the table with hair down and skin side up. Take tanning oil and shake vigorously to mix up the components. Pour a puddle of the tanning oil onto the neck area of the cape. With gloved hands, spread the oil over the entire surface of the skin working it well into the ears, eye area, nose and mouth region. Skin can now be frozen and thawed at a later date, or hung to air dry. Air drying is an important step. As the skin is hung to dry, the tan and oil penetrates the fibers as the water evaporates.

Mix neutralization bath:
5 gallons water (80°-85°F)
2.5 Lbs salt
2.5 tbs Soda ash
Mix well

Day 7, 8, 9, or 10

Remove semi-dried skin from drying rack and rehydrate in a washing bath.



Cape has been tanned and washed and is now ready to freeze or mount.

Submerge skin until it begins to rehydrate and soften up. Once skin is soft, swirl and move skin around as this bath is both a rehydration and washing bath before the skin is prepped and mounted. Remove skin from washing bath, and either spin or towel dry. Skin is now ready to be mounted or frozen.

Rehydration/Wash bath for tanned skin:
5 gallons (80°-85°F) water
2.5 Lbs salt
1 fl oz H.Q. Degreaser/
Cape Washing Agent
Mix well before adding skin

P.T. 500

NO PICKLE REQUIRED

RUB-ON TAN / PAINT-ON TAN

Cape and hide PRESERVANT TAN

Procedure for one deer or similar cape of a non-greasy animal (no pickle required)



DAY 1

PREP CAPE:

Turn ears, eyes, nostrils and lips. Rough flesh or beam off thick/heavy fat and meat. Rub salt on flesh side, roll up with flesh side in and leave overnight.



1. Salt cape.



2. Fold and leave overnight.



3. Shave till thin enough or the skin is "blue" in color.

DAY 2

Rinse off excess salt/fluid in clean cold water. Shave cape thin enough or until "blue" color is showing. Thin down eyes, nose, lips.

Apply cape preservant as follows: Lay cape flat on table with hair down and flesh side up. With gloved hands, take tanning oil and shake vigorously to mix up components. Pour a puddle on neck area of cape and start spreading a thin layer of oil over the entire surface of the cape, working it well into ears, eye area, nose and mouth region. Let skin hang on rack in front of fan for four to six hours (or overnight without fan). Skin can then be folded and frozen or washed and mounted.



1. Lay cape flat on table.



2. Pour puddle on neck and work in to all areas of flesh side.



3. Hang to dry.

Washing bath before mounting:

4 gal water (80° to 85° degrees F)
2 pounds salt
2 fluid oz H.Q. degreaser
Mix well.

Submerge skin until it begins to rehydrate and softens up. Once skin is soft, swish and move skin around to wash off any excess oil on skin surface and hair. Towel dry, final prep and repair, and then mount or freeze.

KEEP OUT OF REACH OF CHILDREN Always use proper eye and skin protection when handling this product. Shake well before using. For best results use at room temperature.

INSTRUCTIONAL VIDEOS

FROM TAXIDERMY TRAINING UNLIMITED

DEER AND GAMEHEADS

SPECIES	DESCRIPTION	INSTRUCTOR	ITEM #	CODE
Antelope	Mounting and Finishing 2-Disc Set, 3 Hours	Jody Green	JG-03	040000
Black Wildebeest	Mounting and Finishing a Black Wildebeest, 2-Disc Set, 4 Hours	Randy Life	RL-11	040000
Caribou	Mounting and Finishing, 2-Disc Set, 3¼ Hours	Fred Vanderburgh	FV-02	040000
Elk	Mounting and Finishing, 2-Disc Set, 3 Hours	Jody Green	JG-02	040000
Gemsbok	Mounting and Finishing a Gemsbok, 2-Disc Set, 1 ¼ hours	Ray Hatfield	RH-01	040000
Greater Kudu	Mounting and Finishing a Greater Kudu, 3 Disc Set 5 Hours	Randy Life	RL-10	055000
Impala	Mounting and Finishing, 2-Disc Set, 1½ Hours	Ray Hatfield	RH-02	040000
Mouflon Sheep	Skinning and Cape Preparation, 1¼ Hours	Randy Life	RL-04	025000
Mouflon Sheep	Mounting and Finishing a Mouflon Sheep, 2-Disc Set, 2 1/4 Hours	Randy Life	RL-05	040000
Mule Deer	Mounting and Finishing, 2-Disc Set, 3 Hours	Manny Chavez	MC-01	040000
Warthog	Mounting and Finishing a Warthog, 2-Disc Set, 2 1/2 hours	Ray Hatfield	RH-05	040000
Whitetail	Mounting and Finishing, 2-Disc Set, 3 Hours	Fred Vanderburgh	FV-01	040000

LIFE~SIZE

SPECIES	DESCRIPTION	INSTRUCTOR	ITEM #	CODE
Black Bear	Mounting and Finishing, 2-Disc Set, 3 Hours	Ashley Barrett	AB-02	040000
Brown Bear	Mounting and Finishing a Life-Size Brown Bear, 2-Disc Set, 2 ¼ Hours	Ray Hatfield	RH-04	040000
Bobcat	Mounting and Finishing, 2-Disc Set, 2½ Hours	Brian Harness	BH-01	040000
Coyote	Mounting and Finishing, 1¾ Hours	Brian Harness	BH-06	025000
Gray Fox	Mounting and Finishing, 2 Hours	Brian Harness	BH-07	025000
Warthog	Mounting and Finishing a Warthog, 2-Disc Set , 2½ Hours	Ray Hatfield	RH-05	040000
Mountain Lion	Mounting and Finishing, 2-Disc Set, 3¾ Hours	Ashley Barrett	AB-01	040000
Otter	Mounting and Finishing, 3 Hours	Randy Life	RL-07	040000
Raccoon	Mounting and Finishing, 1½ Hours	Brian Harness	BH-05	025000
Rattlesnake	Mounting & Finishing a Rattlesnake, 1 ½ Hours	Manny Chavez	MC-02	025000
Red Fox	Mounting and Finishing, 2-Disc Set, 3 Hours	Jean Roll	JR-01	040000
Squirrel	Mounting and Finishing, 2-Disc Set, 2¾ Hours	Jean Roll	JR-04	040000
Squirrel	Squirrel Running Down	John David	V-MD16	019950
Squirrel	Squirrel Running Up	John David	V-MD17	019950
Squirrel	Squirrel Sitting with Nut	John David	V-MD18	019950

BIRDS


SPECIES	DESCRIPTION	INSTRUCTOR	ITEM #	CODE
Blue Winged Teal (Flying)	Mounting and Finishing, 2-Disc Set, 3¼ Hours	Page Nethercutt	PN-02	040000
Common Eider (Flying)	Mounting and Finishing, 2-Disc Set, 3 Hours	Page Nethercutt	PN-03	040000
Pheasant (Standing)	Skinning and Mounting, 2-Disc Set, 4 Hours	Danny Owens	DO-01	040000
Quail (Flying)	Skinning and Mounting, 2-Disc Set, 2½ Hours	Danny Owens	DO-02	040000
Turkey	Painting Head and Feet, 30 Minutes	Harry Whitehead	HW-02	025000
Turkey	Skinning and Fleshing, 1½ Hours	Danny Owens	DO-05	025000
Turkey	Mounting a Strutting Turkey A - Z	Tim Jordan	TJDVD	050990
Wood Duck (Standing)	Mounting and Finishing, 2-Disc Set, 3 Hours	Page Nethercutt	PN-01	040000

FISH

SPECIES	DESCRIPTION	INSTRUCTOR	ITEM #	CODE
Fish Carving	Casting a Head and Carving a Body, 35 Minutes	Frank Kotula	FK-02	025000
Rainbow Trout	Skinning, Mounting and Painting, 1¼ Hours	Frank Kotula	FK-03	025000

OTHER INSTRUCTION

SUBJECT	DESCRIPTION	INSTRUCTOR	ITEM #	CODE
Airbrush Techniques	Airbrush Techniques, 45 Minutes	Dale Carson	DC-06	025000
Base Construction	Base Construction, 1¼ Hours	Randy Nelson	RN-02	025000
Carcass Casting	Carcass Casting Using a Skinned Carcass to Make a One-Time Use Mold, 1¼ Hours	Jean Roll	JR-03	025000
Form Alteration	Altering a Life-Size Bear, 2 Hours	Ray Hatfield	RH-06	025000
Habitat	Habitat Construction (For a Life-Size Mount), 1½ Hours	Randy Life	RL-09	025000
Habitat Rock	Rock Habitat Construction, Seaming, Finishing and Effects, 48 Minutes	Dale Manning	HRDVD	019500
Shaving & Tanning	All Aspects of Preparing Skins for Mounting, 1 Hour	Keith Daniels	KD-01	025000
Wall Habitat	Wall Habitat for a Life-Size Mount, ½ Hour	Randy Life	RL-12	025000
Water and Ice Effects	Methods to Produce Water and Ice Including Splashing and Icicles, 45 Minutes	Randy Nelson	RN-01	025000



ANGLERS ARTISTRY DVDS

BY RICK KRANE



Rick Krane is the premier fish taxidermy instructor in the industry today. A world renown fish taxidermist, nationally acclaimed fish judge/ seminarian, Rick offers you the opportunity to join the Anglers Artistry Family with your very own one-on-one DVD workshop.

You can learn in the privacy of your home/shop at your pace and comfort level. Rick will go through the creative and unique methods that have made his teaching legendary in today's taxidermy industry. From the modern taxidermist to the beautiful work of the brother wood carver, this instructional DVD series will cover all you need to know to achieve success as a fish taxidermist.

Be sure to watch for additional DVDs featuring more paint systems, molding and casting, and custom carving and mounting for other species.

ITEM #	DESCRIPTION	CODE
AA-ACRH-R	Assemble and Painting an African Crocodile Rep Head	029950
AA-BCR-R	Painting a Black Crappie Reproduction	029950
AA-BD-R	Painting a Bull Dolphin Reproduction	029950
AA-BLG-R	Painting a Blue Gill Reproduction	029950
AA-BR-R	Painting a Brown Trout Reproduction	029950
AA-BR-S	Painting a Brown Trout Skin Mount	029950
AA-BRK-R	Painting a Brook Trout Reproduction	029950
AA-CCAT-R	Painting a Channel Catfish Reproduction	029950
AA-CHS-R	Painting a Chinook Salmon Reproduction	029950
AA-LMB-R	Painting a Largemouth Bass Reproduction	029950
AA-LMB-S	Painting a Largemouth Bass Skin Mount	029950
AA-LT-R	Painting a Lake Trout Reproduction	029950
AA-MUSKY-R	Painting a Musky Reproduction	029950
AA-NP-R	Painting a Northern Pike Reproduction	029950
AA-PERCH-R	Painting a Perch Reproduction	029950
AA-RBT-R	Painting a Alaskan Rainbow Trout Reproduction	029950
AA-RBT-S	Painting a Rainbow Trout Skin Mount	029950
AA-RDF-S	Painting a Red Drum Fish Skin Mount	029950
AA-RED-R	Painting a Redfish Reproduction	029950
AA-SMB-R	Painting a Smallmouth Bass Reproduction	029950
AA-SSR-R	Painting a Sockeye Salmon Reproduction	029950
AA-SST-R	Painting a Spotted Sea Trout	029950
AA-STBASS-R	Painting a Striped Bass (Rockfish) Reproduction	029950
AA-SWST-R	Painting a Spawning Winter Steelhead Reproduction	029950
AA-TRD-KL	Trophy Room Design and Exploration (Volume 1)	029950
AA-WAL-R	Painting a Walleye Reproduction	029950



PAINTS AND AIRBRUSHES

LIFETONE PAINTS

COLOR	HYDROMIST ITEM #	8OZ. CODE	LACQUER ITEM#	8OZ. CODE
Gill Red	19-HM101-1	010150	19-LT101-1	010150
Natural Flesh	19-HM102-1	010150	19-LT102-1	010150
Dusty Pink	19-HM103-1	010150	19-LT103-1	010150
Red Violet	19-HM105-1	010150	19-LT105-1	010150
Mars Red	19-HM106-1	010150	19-LT106-1	010150
Rich Brown	19-HM201-1	010150	19-LT201-1	010150
Burnt Sienna	19-HM202-1	010150	19-LT202-1	010150
Dark Brown	19-HM203-1	010150	19-LT203-1	010150
Cocoa Brown	19-HM205-1	010150	19-LT205-1	010150
Buckskin Tan	19-HM206-1	010150	19-LT206-1	010150
Bright Yellow	19-HM301-1	010150	19-LT301-1	010150
Golden Yellow	19-HM302-1	010150	19-LT302-1	010150
Yellow Ochre	19-HM303-1	010150	19-LT303-1	010150
Transparent Amber Oxide	19-HM353-1	010150	19-LT353-1	010150
Light Green	19-HM401-1	010150	19-LT401-1	010150
Medium Green	19-HM402-1	010150	19-LT402-1	010150
Dark Green	19-HM403-1	010150	19-LT403-1	010150
Black Green	19-HM404-1	010150	19-LT404-1	010150
Transparent Bright Green	19-HM454-1	010150	19-LT454-1	010150
Transparent Medium Green	19-HM452-1	010150	No Available in Lacquer	
Ocean Blue	19-HM501-1	010150	19-LT501-1	010150
Bright Violet	19-HM502-1	010150	19-LT502-1	010150
Pale Blue	19-HM504-1	010150	19-LT504-1	010150
Jet Black	19-HM601-1	010150	19-LT601-1	010150
Payne's Grey	19-HM602-1	010150	19-LT602-1	010150
Neutral Grey	19-HM603-1	010150	19-LT603-1	010150
Off White	19-HM701-1	010150	19-LT701-1	010150
Pure White	19-HM702-1	010150	19-LT702-1	010150
Ivory White	19-HM703-1	010150	19-LT703-1	010150
Mallard Orange	19-HM802-1	010150	19-LT802-1	010150
Arctic Orange	19-HM803-1	010150	19-LT803-1	010150
Gold Pearl	19-HM932-1	010150	19-LT932-1	010150
Silver Pearl	19-HM972-1	010150	19-LT972-1	010150
Chrome Pearlescent	Not Available In Hydromist		19-LT975-1	011300

CANDY COLORS

COLOR	HYDROMIST ITEM #	8OZ. CODE	LACQUER ITEM#	8OZ. CODE
Candy Gill, Red	19-HM171-1	010800	19-LT171-1	010800
Candy Rich, Brown	19-HM271-1	010800	19-LT271-1	010800
Candy Bright, Yellow	19-HM371-1	010800	19-LT371-1	010800
Candy Golden, Yellow	19-HM372-1	010800	19-LT372-1	010800
Candy Light, Green	19-HM471-1	010800	19-LT471-1	010800
Candy Dark, Green	19-HM473-1	010800	19-LT473-1	010800
Candy Sailfish, Blue	19-HM573-1	010800	19-LT573-1	010800
Candy Payne's, Grey	19-HM672-1	010800	19-LT672-1	010800
Candy Vivid, Orange	19-HM871-1	010800	19-LT871-1	010800

THINNERS AND RETARDERS


PRODUCT, SIZE	HYDROMIST ITEM #	CODE	LACQUER ITEM #	CODE
Thinner 8 Oz	19-HM900-1	010150	19-LT900-1	010150
Thinner Qt	19-HM900-2	029750	19-LT900-2	029750
Retarder 8 Oz	19-HM901-1	010150	19-LT901-1	010150
Retarder Qt	19-HM901-2	029750	19-LT901-2	029750

BASECOATS, TOPCOATS AND SEALERS

PRODUCT, SIZE	HYDROMIST ITEM #	CODE	LACQUER ITEM #	CODE
Basecoat Sealer, 8 Oz	19-HM100-1	010150	19-LT100-1	010150
Basecoat Sealer, Qt	19-HM100-2	029750	19-LT100-2	029750
Gloss Topcoat, 8 Oz	19-HM200-1	010150	19-LT200-1	010150
Gloss Topcoat, Qt	19-HM200-2	029750	19-LT200-2	029750
Satin Topcoat, 8 Oz	19-HM300-1	010150	19-LT300-1	010150



BADGER'S WOODS & WATER™



Woods & Water airbrush colors are as close to nature as you can get! From brilliant iridescents and pearls to subtle shades of green and brown, Woods & Water are the ideal colors for enhancing birds of the sky, creatures of the sea, mammals of the forest, reptiles of the desert and scenic dioramas!



Woods & Water airbrush colors will adhere to a variety of natural surfaces, including leather, scales, wood and other various substrates. Woods & Water colors are highly pigmented, airbrush-ready paints that are specially formulated for the unique needs of novice as well as champion carvers and taxidermists. Available in 72 assorted shades (bland to bold) Woods & Water paints are water-based non-toxic, and low odor; no harmful solvents or chemicals in these fine quality airbrush colors!

All Woods & Water airbrush colors meet and exceed ASTM-D4236 standard of excellence.

- Large selection of useful colors—many not available elsewhere
- Highly concentrated—no need to add additional pigments or powders
- Blendable and mixable for creating unique and specialized shades
- Outstanding flow characteristics virtually eliminate tip drying
- Highest quality pigments used to produce the sharpest, brightest colors
- Developed for airbrushing by an airbrush company
- Manufactured and bottled in the USA!

WOODS & WATER™ COLOR CHART

BASE COLORS

WHITE 201	DETAIL WHITE 202	OFF WHITE 203
IVORY WHITE 204	GRAY 205	LIGHT GRAY 206
BEIGE 207	BUCKSKIN 208	FLESH 209
YELLOW OXIDE 210	YELLOW 211	BRIGHT YELLOW 212
BRIGHT ORANGE 213	FLESH ORANGE 214	ORANGE 215
RUST 216	SCARLET 217	PURE RED 218
PURPLE 219	VIOLET 220	NAVY BLUE 221
BLUE 222	TURQOISE 223	TEAL BLUE 224
AQUA BLUE 225	TURKEY BLUE GILL 226	BRIGHT GREEN 227
LIGHT GREEN 228	OPAQUE GREEN 229	GREEN 230
CAMO BROWN 231	OLIVE GREEN 232	DARK GREEN 233
XD GREEN 234	PESCADO GREEN 235	BLACK GREEN 236
BROWN 237	TAN 238	COCO BROWN 239
RICH BROWN 240	BLACK UMBER 241	PAYNES GRAY 242
DARK GRAY 243	DETAIL BLACK 244	BLACK 245
GOLD TONER 246		

PEARLS

PEARL WHITE 247
PEARL GOLD 250
PEARL YELLOW 253
PEARL BLUE 256
PEARL LIGHT SILVER 248
PEARL DARK GOLD 251
PEARL GREEN 254
PEARL PURPLE 257
PEARL SILVER 249
PEARL BRONZE 252
PEARL RED 255

CANDY COLORS

CANDY GREEN 258
CANDY ORANGE 261
CANDY PURPLE 264
CANDY YELLOW 259
CANDY RED 262
CANDY BROWN 265
CANDY GOLDEN YELLOW 260
CANDY BLUE 263
CANDY KRANES GRAY 266

IRIDESCENT

IRIDESCENT GOLD 267
IRIDESCENT PURPLE 270
IRIDESCENT ORANGE 268
IRIDESCENT BLUE 271
IRIDESCENT RED 269
IRIDESCENT GREEN 272

WOODS & WATER™ AIRBRUSH COLORS

PROFESSIONAL GRADE AIRBRUSH COLORS FOR USE ON SCALES, LEATHER, PAPER, WOOD, CLAY, CANVAS, ETC.

STANDARD COLORS

COLOR	2 OZ. 04950	4 OZ. 07290
White	62-201	64-201
Detail White	62-202	64-202
Off White	62-203	64-203
Ivory White	62-204	
Gray	62-205	
Light Gray	62-206	
Beige	62-207	
Buckskin	62-208	
Flesh	62-209	64-209
Yellow Oxide	62-210	
Yellow	62-211	
Bright Yellow	62-212	
Bright Orange	62-213	
Flesh Orange	62-214	
Orange	62-215	
Rust	62-216	
Scarlet	62-217	
Pure Red	62-218	
Purple	62-219	
Violet	62-220	
Navy Blue	62-221	
Blue	62-222	
Turquoise	62-223	

COLOR	2 OZ. 04950	4 OZ. 07290
Teal Blue	62-224	
Aqua Blue	62-225	
Turkey Blue Gill	62-226	
Bright Green	62-227	
Light Green	62-228	
Opaque Green	62-229	
Green	62-230	
Camo Brown	62-231	
Olive Green	62-232	
Dark Green	62-233	
XD Green	62-234	
Pescado Green	62-235	
Black Green	62-236	
Brown	62-237	64-237
Tan	62-238	
Coco Brown	62-239	64-239
Rich Brown	62-240	64-240
Black Umber	62-241	64-241
Paynes Gray	62-242	
Dark Gray	62-243	
Detail Black	62-244	64-244
Black	62-245	64-245
Gold Toner	62-246	

PEARL COLORS

COLOR	2 OZ. 05440	COLOR	2 OZ. 05440
Pearl White	62-247	Pearl Yellow	62-253
Pearl Light Silver	62-248	Pearl Green	62-254
Pearl Silver	62-249	Pearl Red	62-255
Pearl Gold	62-250	Pearl Blue	62-256
Pearl Dark Gold	62-251	Pearl Purple	62-257
Pearl Bronze	62-252		

CANDY COLORS


COLOR	2 OZ. 05440	COLOR	2 OZ. 05440
Candy Green	62-258	Candy Blue	62-263
Candy Yellow	62-259	Candy Purple	62-264
Candy Golden Yellow	62-260	Candy Brown	62-265
Candy Orange	62-261	Candy Kranes Gray	62-266
Candy Red	62-262		

IRIDESCENT COLORS

COLOR	2 OZ. 06600	COLOR	2 OZ. 06600
Iridescent Gold	62-267	Iridescent Purple	62-270
Iridescent Orange	62-268	Iridescent Blue	62-271
Iridescent Red	62-269	Iridescent Green	62-272

WOODS & WATER™ AIRBRUSH COLORS

PRODUCT	2 OZ. CODE	4 OZ. CODE
Standard	04950	07290
Pearl	05440	
Candy	05440	
Iridescent	06600	



BASE, TOP COATS AND RETARDER

	4 OZ.	CODE	16 OZ.	CODE
Extender Base	64-273	04710		
Airbrush Cleaner	64-274	02840	66-274	09280
Top Coat Matte	64-275	05930	66-275	016270
Top Coat Gloss	64-276	05930	66-276	016270
Retarder	64-278	07430		

For complete item numbers use the following:

For 2 Oz size use the prefix 62-

For 4 Oz size use the prefix 64-

For 16 Oz size use the prefix 66-

example: 4 Oz White would be 64-201

Manufactured by Badger Air-Brush Co. 9128 West Belmont Avenue Franlin Park, IL 60131
www.badgerairbrush.com/woodsandwater.asp Prices subject to change without notice

PAASCHE AIRBRUSHES

H SINGLE ACTION AIRBRUSH AND ACCESSORIES



H-Single Action Siphon Feed Air Brush Kit

Includes Airbrush with all three heads and air caps for light, medium and heavy fluids and spray patterns. Kit includes 6' air hose with couplings, 1/4 Oz Metal Color Cup, 1 bottle assembly (1 Oz) and 1 bottle (1 Oz) with cap/gasket, wrench, hanger and airbrush lesson booklet.

DESCRIPTION	CODE
PA-HSET	098880

H-3 SINGLE ACTION AIRBRUSH

DESCRIPTION	CODE
PA-H3L	057680

Set comes with H3 color adjusting part and air cap for a medium spray pattern 3/64" - 11/4". If you would like H1 fine spray pattern or H5 heavy spray pattern, you will have to purchase separately the color adjusting part and aircap for the desired size of spray.

H AIRBRUSH PARTS



DESCRIPTION	ITEM #	CODE
H1 Color Adjusting Part	PA-H1	012950
H3 Color Adjusting Part	PA-H3	012950
H5 Color Adjusting Part	PA-H5	012950
H1 and H3 Aircap	PA-HC1-3	05460
H5 Aircap	PA-HC5	05460

The color cups and bottle assemblies below will work only with H single action airbrush.

DESCRIPTION	ITEM #	CODE
Metal Color Cup 1/4 Oz	PAHMC	09010
Glass Bottle Assembly 1 Oz	PAGH1	07730
Glass Bottle Assembly 3 Oz	PAGH3	07730

PAHMC



PAGH1



PAGH3



VL DOUBLE ACTION AIRBRUSH AND ACCESSORIES

VL-DOUBLE ACTION SIPHON FEED AIRBRUSH KIT

DESCRIPTION	CODE
PA-VLSET	0129780

Includes air brush with all three tips, aircaps and needles for light, medium and heavy fluids and spray patterns, 6' Air hose with Couplings, 1/4 Oz Metal Color Cup, 1 bottle assembly (1Oz) and 1 bottle (1Oz) with cap/gasket, wrench, hanger and airbrush lesson booklet. The double action airbrush provides a greater control over paint flow.

VL-DOUBLE ACTION AIRBRUSH

Set comes with needle, tip and aircap for VL3 medium spray pattern 1/32" - 1/4". If you would like VL1 fine spray pattern or VL5 Heavy spray pattern, VL head with needle and tip needs to be purchased separately below.

DESCRIPTION	CODE
PA-VL3	088580

VL HEAD WITH NEEDLE AND TIP


ITEM #	DESCRIPTION	CODE
VLM-1	V1 VI Head with Needle and Tip for Fine Spray Pattern 1/64"-1"	015450
VLM-3	V3 VI Head with Needle and Tip for Medium Spray Pattern 1/32"-1/4"	015450
VLM-5	V5 VI Head with Needle and Tip for Heavy Spray Pattern 1/16"-1/2"	015450

The Color cups and bottle assemblies below will only work with VL double action airbrush.

ITEM #	DESCRIPTION	CODE
PAVLMC	Metal Color Cup 1/4 Oz	06230
PAGVL1	Glass Bottle Assembly 1/2 Oz	07270
PAGVL3	Glass Bottle Assembly 3 Oz	07520

ACCESSORIES TO FIT BOTH H SINGLE ACTION AND VL DOUBLE ACTION AIRBRUSHES

ITEM #	DESCRIPTION	CODE
PA-193	Glass Bottle with Plain Cap and Gasket	1 Oz 03500
PA-194	Glass Bottle with Plain Cap and Gasket	3 Oz 03700
PA-AH6	Braided Air Hose with Coupling	6' 011230
PA-AH10	Braided Air Hose with Coupling	10' 016070



PA-AH6

PAVLMC



PAGVL1



PAGVL3



RENEGADE SERIES AIRBRUSHES

BY BADGER AIRBRUSH CO.



Badger is well known in the airbrush industry for producing the highest of quality airbrushes and accessories. The Badger Renegade Series offers the serious wildlife artist a premium airbrush at an affordable price.

These incredibly innovative airbrushes possess the most precise paint tip and linear air flow (needle) angle specifications, and feature manufacturing processes and materials technology never before utilized by the airbrush industry. Airbrushes come with an ultra-fine paint tip for hairline up to a 1" spray pattern. Designed to be used with Acrylic, Lacquer and Urethanes.

SPIRIT AND VELOCITY AIRBRUSH FEATURES:

- "Tensionsense" trigger assembly for smoother more responsive triggering
- "Stopset" trigger control handle provides accurate recurring spray pattern
- Exact taper fit, non-thread, micro-precise paint tips ensure perfect paint tip sealing and simplify nOzzle maintenance
- "Pointperfect" carbide polished needles for better spray pattern control and crisper fine line production
- "Smartcenter" nOzzle assemblies ensure absolutely precise needle/nOzzle alignment and spray performance

RENEGADE "VELOCITY"

Gravity Feed Dual Action Airbrush

ITEM#	DESCRIPTION	CODE
R1V	Airbrush with Ultra Fine Spraytip and Built-in Color Cup	0146850



RENEGADE "SPIRIT"

Side Feed Dual Action Airbrush

ITEM#	DESCRIPTION	CODE
R2S	Airbrush with Ultra Fine Spray Tip, Side Color Cup and Bottle Assembly That Can be Attached to Either Side	0154110



BADGER KROME

DESCRIPTION	CODE
RK-1	0175890

.21 and .33 nOzzle set ups 1/1000" micrometer trigger setting patented threadless micro-tip ergonomic finger/thumb rest.



PRECISION AIR CONTROL VALVE "PAC VALVE"

DESCRIPTION	CODE
BA-51-041	031080

Attaches directly to the bottom of any Badger Airbrush and provides a simple way to precisely adjust the airflow to the airbrush by means of turning a small dial. The PAC uses a quick disconnect feature to attach to the airbrush. This is a favorite among Badger Airbrush users.



PARTS AND ACCESSORIES

ITEM#	DESCRIPTION	CODE
R-003	Ultra Fine Tip	09410
R-004	Fine Tip	09410
R-059	Fine Regulator with Protective Arm	011310
R-058	Ultra Fine Regulator with Protective Arm	011360
R-0116	Ultra Fine Needle	013740
R-0117	Fine Needle	013740
R-061	Fine Conversion Kit to Convert to a Fine Spray Pattern (Fine Pencil Line Up to 11") Kit Includes Spray Regulator with Prongs, Tip and Needle	029730
BA-50-2001	10' Braided Hose	029250

AIRBRUSH HOLDER

Airbrush Holder holds two airbrushes of any make or model. Allows easy access to your airbrushes; eliminates dropping of airbrush and paint spills. Clamps securely to any drafting table, desk or taboret edge (up to 2" thick).



DESCRIPTION	CODE
BA-125	027280

INDEX

A

Acid.....	265
African	
Life-Size	116
Shoulder.....	69
African Gameheads	69-90
Airbrushes & Accessories.....	274, 275
Antelope	38-39
Antler Display Kit	166, 220
Antler Mount Forms	219
Apoxie	
Paste	258
Sculpt.....	258
Aragli/Marco Polo	
Change-Out Head.....	146
Argali-Marco Polo	
Shoulder.....	58
Axis	
Half Life-Size.....	119
Life-Size	117-118
Shoulder.....	65-66

B

Badger	
Jawset.....	184
Life-Size	121
Bases	
Rock	192-193
Tree/Limbs.....	193-194
Wood.....	222-230
Bear Forms	
Black Bear	
Change-Out Head.....	144, 147
Half Life-Size	99-100
Jawset	184-185
Life-Size	91-98
Rugshells	59-61
Shoulder.....	40
Grizzly/Brown	
Change-Out Head.....	144, 148
Jawset	186
Rugshells	62
Beaver	
Feet	121
Life-Size	121
Tail	121
Teeth.....	187

Big Horn

Change-Out Head.....	145
Life-Size	112, 114-115, 115
Shoulder.....	58
Teeth.....	191

Birds

Crane	156
Duck.....	149-157
Feet Injection	167, 244
Geese.....	152
Turkeys.....	160-165

Upland.....	158-159
Blackbuck Shoulder Form.....	66
Blades	
Aluminum.....	239
Fleshing.....	241
Fleshing Wheel	240
Heavy Duty	239
Scalpel.....	238
Skive.....	240
Blesbok, Bontebok.....	70
Blood Remover	265
Bobcat	
Change-Out Head.....	147
Jawset.....	187
Life-Size	122-125
Rugshells	63
Borax.....	167, 264
Bottom Feeder.....	246
Brush	
Artists.....	245
Detail Brush	247
Fur Brush.....	259
Bushbuck	
Life-Size	116
Shoulder.....	71-72
Bushpig	72

C

Cable Ties, Nylon	243
Calipers	243
Cape Buffalo	73
Casting Plastic.....	252-253
Chamois Shoulder Form	67
Change-out Heads	144-148
Chemical Measuring Cups.....	259
Chemicals, Tanning.....	261-267
Chipmunk.....	143
Clay	257
Combs/Brushes.....	259
Counterfeit Skulls	231-233
Convertible Skulls with cut-out skull cap.....	232
Dipped Whitetail Skulls.....	232
Skull Hooker.....	234
Table Hooker.....	233
Coyote	
Change-Out Head.....	147
Jawset.....	188
Life-Size	126-128
Rugshell	62

D

Dall Sheep	
Change-Out Head.....	145
Half Life-Size.....	113
Life-Size	113-114
Shoulder Form	58
Deer	
Axis	
Half Life-Size	119
Life-Size	117-118
Shoulder Form.....	65-66

Mule	
Change-Out Head.....	146
Life-Size	106
Shoulder Forms.....	51-57
Whitetail	
Change-Out Head.....	146
Half Life-Size	106
Jawset	191
Life-Size	105
Shoulder Forms.....	8-36
Degreasers/Relaxors.....	265
Desert Sheep	
Change-Out Head.....	145
Life-Size	114-115, 115
Detail Brush	247
Driftwood	195
Duck Heads and Bodies.....	149-157
Duiker, Bush	73
DVD's	268-270


E

Ear Butt Study Cast.....	183
Earliners	
100 Series	
Ear Butts	178
Whitetail Earliners.....	178
150 Series	
Bases	178
Whitetail Earliners.....	178
360 Series Whitetail Ear Liners.....	177
Bear Earliners	180-181
Plastic Earliners.....	177-181
Ear Openers	248
Eland	74
Elk	
Change-Out Head.....	145, 148
Jawset.....	189
Shoulder Forms.....	41-49
European Skull Panels	218-219
Euro Pins	247
Exotics and South Pacific	
Life-Size	117-119
Shoulder Forms.....	65-68
Eye Cast	183
Eye Rings.....	156
Eyes.....	169-176
Acrylic European Bird Eyes	175
Antelope	169
Bear	169
Bird	175-176
Blesbok.....	169
Boar	169
Bobcat	169
Caribou	169
Coyote.....	169
Deer, Dark	171
Deer, Medium	171
Deer, Mule.....	172
Elk.....	172
Flex Eyes by Wayne Cooper	175
Fox, Gray	172

Fox, Red.....	172	Lichen Powder.....	216	Plathix.....	253
Global.....	172	Limbs.....	193, 194	SilMold 25.....	253
Goat, Mountain.....	172	Mushrooms.....	213	TaxiCast.....	252
Hartebeest.....	172	Plants.....	201-215	TaxiCast Slow.....	252
Ibex.....	173	Premade Bases.....	192	Moose Shoulder Form.....	50
Kudu.....	173	Rocks.....	195-200	Mountain Lion	
Lion, Mountain.....	173	Hangers.....	254-255	Change-Out Head.....	144, 148
Lynx.....	173	Hartebeest		Flexible Tails.....	108
Payer.....	171	Lichenstein's.....	77	Jawset.....	190
Plains Game (African).....	173	Red.....	76	Life-Size.....	107-111
Red Stag.....	174	Hemostats.....	236	Rugshells.....	63
Reference Cast.....	183	Hide Paste.....	256	Mounting Hardware, Pedestal.....	250
Reference Chart.....	176	Hide Stretcher.....	248	Mounting Stands.....	249
Sheep, Bighorn.....	174	I		Mud Mix.....	252
Sheep, Dall, Stone, Corsican.....	174	Ibex Life-Size.....	119	Mule Deer	
Tahr.....	174	ID Tags.....	243	Change-Out Head.....	146
TruEyes.....	171	Impala.....	77-78	Life-Size.....	106
Wayne Cooper Flex Eyes.....	171, 175	Instructional Videos.....	268-270	Shoulder Form.....	51-57
Whitetail Deer.....	170-171	Instructions		N	
Wildebeest.....	174	Tanning Chemicals.....	262-267	Neck Foam Material.....	167, 244
F		Island Bases.....	193	Needles.....	248
File Set.....	246-247	J		Needle Tool.....	237
Fisher Life-Size.....	129	Jaw Juice.....	191	Neutralizing Agent.....	265
Fixit Sculpt.....	258	Jaw Sets.....	184-191	Nictating Membrane.....	171
Fleshing and Beaming Knives.....	241	K		Nose Detailer.....	245
Fleshing Blades.....	238, 240	Knives		Noses	
Flexible Foam.....	167, 244	Excel.....	238-239	Reference.....	183
Foam (Two Part Pourable).....	253	Fleshing and Beaming.....	241	Replacement.....	181-182
Form Rougher.....	246	Grip-On.....	238	Septums.....	181
Fox		Paring.....	240	Number Tags.....	243
Jawset.....	189	Round.....	240	Nyala.....	81-82
Life-Size.....	130-134	Sharpening Systems.....	242	O	
Rugshells.....	63	Skive.....	240	OptiVISOR.....	260
Freezer Bags.....	259	Victorinox.....	240	Otter	
G		Kudu, Greater.....	79-80	Jawset.....	191
Gameheads.....	37-58	L		Life-Size.....	136
Gemsbok.....	75-76	Latex Gloves.....	251	Tails.....	136
Glove, Latex.....	251	Lechwe.....	81	P	
Glue		Leopard Change-Out Head.....	144	Paints.....	271-273
Glue Gun & Sticks.....	251	Lion, Mountain. See Mountain Lion		Lifetone.....	271
Hide Paste.....	256	Lip Tucking Tool.....	235	Woods & Water.....	272-273
HQ Master's Choice Hide Glue.....	256	Liquitex.....	245	Panels.....	217
Zap-A-Gap.....	257	Lynx.....	134	Barn Door.....	218
Zap Gel.....	257	M		Bases.....	226
Gray Fox		Mache Mix.....	252	Laminate Panels.....	217
Jawset.....	189	Marco Polo		Mounting Kits.....	220
Life-Size.....	130-131	Change-Out Head.....	146	Plycore Panels.....	217
Rugshells.....	63	Shoulder Form.....	58	Rock.....	199-200
Grizzly/Brown Bear		Marten Life-Size.....	135	Skull.....	219
Change-Out Head.....	144, 148	Master's Blend.....	167, 244	Table and Floor Bases...222-223, 227-228	
Jawset.....	186	Measuring		Turkey.....	220
Life-Size.....	101-104	Cups.....	259	Walnut Panels.....	218
Rugshell.....	62	Scales.....	259	Pedestal Mounting Hardware.....	250
Grooming Combs and Brushes.....	259	Mink		Pedestal Pins.....	250
H		Jawset.....	190	Pheasant Head and Bodies.....	159
Habitat.....	192-216	Life-Size.....	135	Pheasant Tail Kits.....	159, 220
Artificial Ice/Snow.....	216	Modeling Tools.....	235	PH Paper.....	259
Driftwood.....	195	Molding and Casting		Pins.....	247
Island Bases.....	193	Foam.....	253	Polycolors.....	253

Porcupine Life-Size.....	137	Artificial	231-232	Bodies.....	151
R		Hooks	233-234	Divers	153, 157
Raccoon		Small Mammals		Exotics.....	155
Jawset.....	191	Life-Size	120-143	Geese/Brant/Swan	152, 157
Life-Size	137-138	Rugshells	62-63	Heads And Bodies.....	150-157
Rugshells	63	Soda Ash/Sodium Bicarb	265	HQ Eye Rings.....	156
Rasps	246	Springbok		Mergansers.....	153, 157
Red Fox		Black, White, Copper.....	84-85	Puddle Ducks.....	156
Jawset.....	189	Common.....	83-84	Sea Ducks.....	154, 157
Life-Size	132-134	Squirrel		Tree Duck	155, 157
Rugshells	63	DVD	268	Waterfowl Exotics	155
Red Stag Shoulder Form	67	Life-Size	139-143	Whitetail	
Reedbuck		Tails	143	Change-Out Head.....	146
Common.....	82	Teeth	191	Half Life-Size.....	106
Mountain.....	82	Staple Gun & Staples.....	251	Jawset.....	191
Reference		Steinbok		Life-Size	105
Ear Butt Study.....	183	Life-Size	116	Shoulder.....	8-36
Eye Cast	183	Shoulder Form.....	85	Wildebeest	
Nose.....	183	Stop-Rot.....	244, 264	Black	87
Regulator Needle Tool	237	Study Cast.....	183	Blue	88
Replacement Noses.....	181-182	Syringes and Needles	244	Wire	167, 244
Reproduction Turkey Heads.....	163	T		Z	
Roan	83	Tags	243	Zap-A-Gap	257
Rock		Tahr		Zap Gel.....	257
Bases	198	Change-Out Head	146	Zebra	89-90
Panels	199-200	Shoulder Form.....	68		
Pre-Made Bases.....	192	Tails			
Rocks	195-200	Beaver.....	121		
Rocky Mountain Big Horn Sheep		Mountain Lion	108		
Life-Size	112	Otter	136		
Rougher.....	246	Squirrel.....	143		
Rugshells.....	59-63	Tanning Chemicals	261-267		
S		Taxidermy Tools and Supplies	235-267		
Safe Pickle Acid.....	265	Teeth	187, 191		
Safety Solvent.....	258	Thread	248		
Scales, Measuring	259	Toning Steels.....	240		
Scalpel		Turkey	160-167		
Blades.....	238	Bodies.....	161, 164		
Handles.....	237	Breast Mounts.....	165		
Scissors	236	Drumsticks.....	162		
Scrotums.....	114	DVD	165, 269		
Septums.....	181	Fan and Beard Display.....	166, 220		
Shadow Boxes	230	Freeze Dry Inserts	165		
Sharpening System, Knife	242	Limb	166, 194		
Sheep		Master's Blend	167, 244		
Argali-Marco Polo	58	Neck Inserts.....	162		
Big Horn.....	58	Panel Kit.....	166, 220		
Change-Out Head.....	145-146	Pedestal	165		
Dall, Stone	58	Reproduction Heads.....	163		
Desert Bighorn	114-115, 115	Tail Kits.....	166, 220		
Rocky Mountain Big Horn	112	Tweezers	237		
Scrotums	114	U			
Sika Shoulder Form	68	Upholsterer's Regulator	236		
Silicone.....	253	Upland Head and Bodies	158-159		
Silicone Coloring.....	253	W			
Skive Knife.....	240	Walnut Panels	218		
Skull		Warthog.....	86		
Caps.....	232-233	Waterbuck.....	87		
Skulls		Waterfowl.....	149-157		

AFFORDABLE SHIPPING RATES FROM OUR NORTH CAROLINA LOCATION RIGHT TO YOUR DOOR!



MTL-755R

Mount by
Sugar Creek Taxidermy Studio
Red Deer, Alberta Canada



RMBH-1

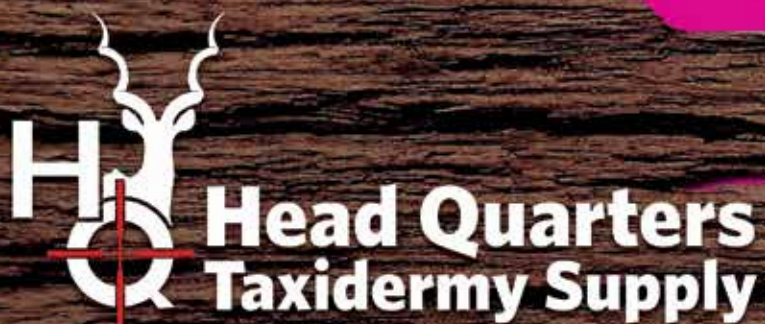
Mount By
Zimmerman Wildlife
Pennsylvania



PMD-7322R &
PMD-8023L

Mount By
Chad Draper
Utah

(photo courtesy of *Breakthrough Magazine*)



HQTaxidermy.com

900 FREEDOM DRIVE, RALEIGH, NC 27610

CALL TO ORDER: **1-866-365-0130**



Like us on Facebook



Follow us on Twitter