

**UCDAVIS
HEALTH**

Department of Surgery



The signs of spring are all around us, from the lush green hills and abundant super blooms here in California to the welcoming of our new interns and the graduation of our chief residents. We are surrounded by a new season filled with excitement for the future. This transition of the seasons evokes thoughts of anticipation and excitement for the many opportunities ahead. This time of year is filled with great excitement for our new trainees and the programs they are joining, as well as a sincere appreciation for our departing chief residents for their time and dedication.

In this edition of our e-newsletter, I am pleased to introduce the next generation of surgeons with our new class of interns and share some of our recent announcements, awards, and accolades. I speak on behalf of the entire department when I say we are continuously amazed by the talent, zeal, and collaboration that exists in our department. I feel privileged to be part of such an outstanding team of faculty, residents, fellows, and staff who work together to further innovation and improve surgical outcomes.



I hope this new season finds you in good health and good spirits. I remain grateful for your interest and support of our incredible department.

Diana L. Farmer, M.D., F.A.C.S.

Distinguished Professor and Pearl Stamps Stewart Chair
Chair, Department of Surgery, UC Davis School of Medicine

FACULTY NEWS

We are honored and excited to announce the appointment of two new division chiefs here in the Department of Surgery.

Sophoclis Alexopoulos, M.D. Appointed Chief Division of Transplant Surgery



Sophoclis Alexopoulos, M.D. has been appointed the new chief of the Division of Transplant Surgery. Alexopoulos, who comes to UC Davis Health from Vanderbilt University, started the new job last month. He replaces Richard Perez, who retired this year after 30 years with UC Davis Health. Dr. Alexopoulos has an extensive research portfolio, which includes the use of state-of-the-art machine perfusion technology to improve liver graft survival, analysis of liver transplant for hepatic malignancies, and optimization of liver transplant in critically ill patients.

At Vanderbilt, Alexopoulos was chief of the Division of Hepatobiliary Surgery and Liver Transplant, surgical director for the adult and pediatric liver transplant programs, and a faculty of the Ingram Cancer Center specializing in complex liver cancer surgery. Prior to Vanderbilt, Alexopoulos was an associate professor of clinical surgery in the Division of Hepatobiliary/Pancreatic and Abdominal Organ Transplant Surgery at the Keck School of Medicine, University of Southern California. He also served as the surgical director of the Kidney Transplant Program at Keck Medical Center of USC, associate surgical director of the Pediatric Liver/Intestinal Transplant Program at Children's Hospital of Los Angeles, and surgical director of its Pediatric Kidney Transplant Program.

Alexopoulos received his medical degree from Columbia University. He completed his surgical residency at Beth Israel Deaconess Medical Center in Boston and a fellowship in abdominal transplant (multi-organ transplant and hepatobiliary) at Stanford University Medical Center.

Ankit Sarin M.D., M.P.H. Appointed Chief Division of Colorectal Surgery



Ankit Sarin, M.D., M.P.H., has been named chief of UC Davis Health's Division of Colorectal Surgery. He comes to UC Davis from UC San Francisco (UCSF), where he was an associate professor of colorectal surgery. At UCSF over the last decade, Dr. Sarin held various roles within the Department of Surgery and in the institution. Prior to recruitment, he was the Clinic Director of Colorectal Surgery and the inaugural Director of Robotic Surgery.

Dr. Sarin is double board certified by the American Board of Surgery and the American Board of Colon and Rectal Surgery. He is a fellow of the American Society of Colon and Rectal Surgeons and a fellow of the American College of Surgeons.

Dr. Sarin received his medical degree from Kasturba Medical College followed by a master's in health administration from Washington University in Saint Louis. He completed his general surgical residency at New York-Presbyterian Weill Cornell Medical College and at Memorial Sloan Kettering Cancer Center. Dr Sarin also completed a fellowship in Minimally Invasive Surgery at UC San Francisco and a fellowship in colon and rectal surgery at Washington University in Saint Louis.

Lea Matsuoka, M.D., F.A.C.S., Joins Division of Transplant Surgery



We are pleased to announce the appointment of Lea Matsuoka, M.D., F.A.C.S. as Professor of Surgery in the Division of Transplant Surgery, and Chief of the Section of Liver Transplantation.

Dr. Matsuoka comes to UC Davis Health from Vanderbilt University where she was an Associate Professor of Hepatobiliary Surgery and Liver Transplantation. Prior to Vanderbilt, Dr. Matsuoka held the position of Assistant Professor of Clinical Surgery in the Division of Hepatobiliary, Pancreatic, and Abdominal Organ Transplant Surgery at the Keck School of Medicine at the University of Southern California (USC) and was the Associate Surgical Director of the Pediatric Kidney Transplant Program at the Children's Hospital of Los Angeles.

Dr. Matsuoka completed her Medical Degree and General Surgery residency and Fellowship in Abdominal Transplantation and Hepatobiliary-Pancreatic Surgery at the University of Southern California, Keck School of Medicine. Dr. Matsuoka is board certified by the American Board of Surgery and is a Fellow of the American College of Surgeons. She is a member of the American Society of Transplant Surgeons, the Pacific Coast Surgical Association, and the International Liver Transplantation Society.

"We are incredibly excited to welcome transplant surgeon Dr. Matsuoka back to California and with joining the UC Davis Department of Surgery," said Department of Surgery Chair Dr. Diana Farmer, M.D.. "She brings extensive clinical and research experience from her time at Vanderbilt University and USC. With this Summer's relaunch of the UC Davis Health liver transplant program, she will be instrumental in furthering the growth of our liver program by providing comprehensive care for complex hepatobiliary surgical patients as well as liver transplant patients."

Diana Farmer M.D. recognized for pioneering work in pediatric surgery and fetal therapy

Diana Farmer has received the esteemed 2023 Robert E. Gross Award for Excellence in Pediatric Research and Achievement from the American Pediatric Surgical Association (APSA). This recognition is a significant milestone for Farmer, a leader in the field of pediatric surgery. The APSA Robert E. Gross Award for Excellence in Pediatric Research and Achievement acknowledges exceptional contributions that have revolutionized the way pediatric surgeons approach a specific issue. The award recognizes groundbreaking work that stands the test of time and is widely accepted as the gold standard in the field.



FACULTY NEWS

Misty Humphries, M.D. Named President-Elect Vascular and Endovascular Surgery Society



Dr. Misty Humphries on being named President-Elect of the Vascular and Endovascular Surgery Society (VESS). Dr. Humphries will serve a one-year term as President-Elect before taking the helm as President in 2024. She is currently an Associate Professor of Surgery and is serving as Interim Chief, Division of Vascular Surgery, Interim Medical Director Vascular and Wound Care Centers at UC Davis Health, and Program Director UC Davis Integrated Vascular Residency Program.

Bethany Cummings D.V.M., Ph.D. Appointed Director of Veterinary Scientist Program

Dr. Bethany Cummings, from our Center for Alimentary and Metabolic Science, has been appointed Director of the Veterinary Scientist Training Program (VSTP) for the School of Veterinary Medicine. She will serve a five-year term in this role under a joint appointment between the School of Medicine and the School of Veterinary Medicine.

As Director of the VSTP, Dr. Cummings will lead the training, mentorship, and recruitment of the next generation of veterinary scientists, graduating from the dual D.V.M./Ph.D. degree program.



A graduate of the School's VSTP program, Dr. Cummings cultivated her interest in endocrinology and metabolic physiology and their interface with veterinary medicine. Her studies inspired her to develop and study animal models of bariatric surgery. In 2021, Dr. Cummings was recruited to the Department of Surgery to contribute to the establishment of a new center for metabolic disease research that spans molecular, animal, and human model systems.

Tina Palmieri, M.D. Awarded Master of Critical Medicine Designation



The Society of Critical Care Medicine recently recognized Tina Palmieri, M.D. with the Master of Critical Care Medicine (MCCM) designation. This recognition honors members who have distinguished themselves by achieving national and international professional prominence by personal character, leadership, eminence in clinical practice, outstanding contributions to research and education in critical care medicine, or years of exemplary service to SCCM, ACCM, and the field of critical care medicine in its broadest sense.

Diana Farmer co-hosts the ASA-ESA Jubilee Symposium in Bordeaux France



As the current President of the American Surgical Association, Dr. Diana Farmer co-hosted the ASA-ESA Jubilee Symposium on education, quality, and outcome assessment which took place on May 11th in Bordeaux France.

This year marked the 30th Anniversary of the European Surgical Association (ESA) and in recognition of this occasion, the ASA and ESA joined together for a one-day educational symposium featuring presenters from both organizations presenting the latest innovation and quality care advances in surgery around the globe.

Division of Trauma, Acute Care and Critical Care Wear Orange in Support of National Gun Violence Awareness



On June 2, the UC Davis Department of Surgery Division of Trauma, Acute Care, and Critical Care Surgery doctors joined people from across the nation who believe more can be done to save lives from gun violence by doing one simple thing: Wearing Orange. In support of "National Gun Violence Awareness Day" UC Davis trauma surgeons donned orange shirts to honor the individuals, families, and communities shattered by gun violence.

"No one is immune from gun violence, and the ripple effect it has on a community," said Dr. Rachael Callcut, Chief Division of Trauma, Acute Care, and Critical Care Surgery. As California's only level 1 Trauma Center north of San Francisco, UC Davis Health treats more gunshot victims than any other hospital in the service area. Last year, UC Davis treated nearly 250 people from our immediate community for injuries involving gun violence. "Gun violence devastates not only the individual shot but everyone around them," said Dr. Callcut. "We join our fellow trauma surgeon colleagues, families, and the public who are all wearing Orange to remember those who have been killed, hurt, or impacted by gun violence."

Trauma surgeons call attention to the fact that since 2020, firearms have surpassed car accidents as the leading cause of death for children between the ages of 0 -19. According to the Centers for Disease Control and Prevention, nearly 19% of childhood deaths in 2021 were attributed to firearms. "As trauma surgeons, we witness daily the devastating impact of gun violence and know that it is preventable. And, while there is no easy one size fits all solution for gun violence, we can start with gun safety education and mental health awareness. Because of this knowledge, it is important to raise awareness of the situation and call for meaningful action to help save lives. By wearing orange, we are showing our solidarity with others who want to see positive change." said Dr. Callcut.

FACULTY ACCOLADES

Lisa Brown, M.D. was elected a member of the American Association for Thoracic Surgery.

Rachael Callcut, M.D. was named Associate Editor of Informatics/Data Science for the American Association for Surgery of Trauma (AAST) online Journal: Trauma Surgery and Acute Care Open (TSACO)

Claire Graves, M.D. received a CTSC Health Data Analytics Grant to study geographic access to endocrine surgeons in the US.

Nasim Hedayati, M.D. was named a Distinguished Fellow by the American Venous Forum.

Rachel Hight, M.D. was selected to participate in the UC Office of the President Women's Initiative for Professional Development.

Gregory Jurkovich, M.D. played a lead role in the Data Adjudication Group for the landmark New England Journal of Medicine article Aspirin or Low-Molecular-Weight Heparin for Thromboprophylaxis after a Fracture.

Neal Mineyev, M.D. was confirmed by UNOS (the national governing body for all of transplantation in the US) as Surgical Director and primary pediatric transplant surgeon for UC Davis Transplant program.

Lee L. Q. Pu, M.D. has been selected to be the next Editor-in-Chief of Aesthetic Plastic Surgery by the leadership of the International Society of Aesthetic Plastic Surgery (ISAPS).

Anamaria Robles, M.D. is a new member of the American Association for the Surgery of Trauma. **Katheleen Romanowski, M.D.** was recognized as a Fellow of the American College of Critical Care Medicine. **Rachel Russo, M.D.** was honored with a California Congressional Woman of the Year Award for her recognition as a leader in trauma surgery and visionary in the community.

Rachel Russo, M.D. was honored with a California Congressional Woman of the Year Award for her recognition as a leader in trauma surgery and visionary in the community.

Candice Sauder, M.D. was named by the American Joint Committee on Cancer (AJCC) to its Executive and Educational Committees. Dr. Sauder's appointment is a three-year renewable term. As a member of the AJCC Executive and Education Committees, Dr. Sauder will work to educate and improve efforts in using cancer staging standards and validate systems for the classification and management of cancer, including state-of-the-science prognostic tools and resources.

RESIDENT AND STUDENT

Alexandra Johns, M.D. completed a 6-month internship with the California Department of Public Health, working on transitioning from COVID into broader health concerns for the K-12 school population.

Araiye Medlock, MS2 was selected to receive one of the 2023 Society of Thoracic Surgeons (STS) Looking to the Future Scholarships.

Samy Ramadan, M.D., and **Izzy Struve, M.D.** co-hosted General Surgery Trauma Day. During the half-day training, residents circulated through six stations focused on trauma evaluation and treatment, including a mock mass casualty, thoracotomy and cricothyrotomy practice, chest tube placement, and review of the resuscitative endovascular balloon occlusion of the aorta (REBOA) procedure.

Samy Ramadan, M.D. received the Army commendation medal for his work with helping run a weeklong Trauma event in Abu Dhabi in conjunction with Sheikh Shakhbout Medical City and UAE Armed Forces. During this time, he also worked on research for TBRM (Military Trauma, Burn, and Rehab Medicine Program) and presented to the Charge D'affaire (role of US Ambassador to the UAE).

Aryana Razmara, M.S. (D.M.V./Ph.D. Graduate Student in the Robert Cantor Lab) was the recipient of an NIH/National Cancer Institute fellowship grant for her work on comparative oncology, "Combining Radiation, Allogeneic Natural Killer Immunotherapy, and PD-L1 blockade in Dogs with Naturally-Occurring Melanoma."

Priya Suri, M.D. received a scholarship to attend the ACS Leadership and Advocacy Summit.

Aliyah Walker, MS2 was selected to receive the 2023 Barry Beals Research Internship Award.

Anna Xue, M.D. represented UC Davis Surgery at the International Coronary Congress in Tokyo Japan with an oral presentation on "Repair of Isolated Giant Right Coronary Artery Aneurysm."

CLINICAL CARE

Robotic Surgery Advances in the Department of Surgery

Transplant team performs UC Davis's first robotic nephrectomy on living kidney donor



The first robotic living donor nephrectomy surgery was carried out using the latest Intuitive Surgical Robotic System, which has small robotic arms that imitate natural dexterity. “The robotic arm’s instrumentation offers a greater range of motion than the human wrist with efficient and precise action,” said Junichiro Sageshima, surgical director of the living donor kidney transplant program, who performed the procedure. “This provides us with easier access to areas that are hard to reach and better visualization. The advantage of this approach lies in its safety as the smaller incisions, combined with greater precision, help reduce pain and scarring, which ultimately leads to rapid recovery, less hospitalization, and a faster return to normal life,” Sageshima added.

“This new procedure positions the UC Davis transplant program for continued growth and advancement in the services it provides and the quality of care it delivers,” said Sophoclis Alexopoulos, chief of the Division of Transplant Surgery. “This expanded use of robotic tools in transplantation is an example of our faculty’s ongoing mission to introduce new techniques to enhance patient care and safety.”

First Robotic-assisted pediatric cholecystectomy performed at UC Davis Health



Payam Saadi, M.D. and Shushmita Ahmed, M.D.

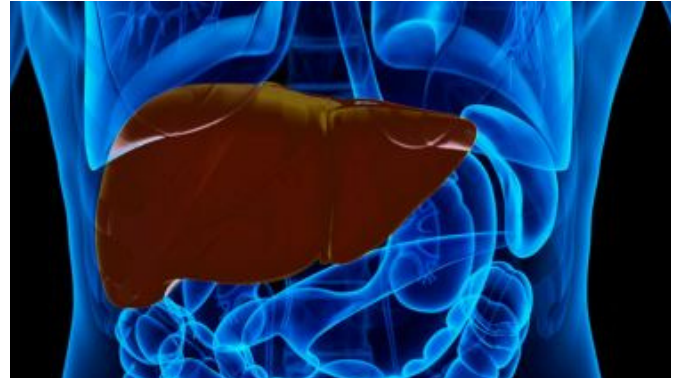
Our Pediatric Surgery division extended the use of robotic technology in the operating room by performing the first robotic-assisted surgery on a pediatric patient here at UC Davis Health. Payam Saadi, M.D., division of pediatric surgery, and Shushmita Ahmed, M.D., Division of Foregut Metabolic and General Surgery, performed the procedure. “While we are seeing a wider acceptance of robotic surgery for general surgery procedures in adults, it has not been widely adopted in pediatric surgery, except for the field of pediatric urology,” notes Saadi. “Like traditional laparoscopic surgery, robotic surgery offers the same benefits of a minimally invasive approach, including reduced pain and discomfort, faster recovery time, minimal scarring, and shorter hospitalization. But in addition, it confers a degree of visualization and depth that traditional laparoscopy lacks as well as improved instrument articulation,” said Saadi.

Given the pediatric patient’s previous history of bariatric surgery, it seemed like a perfect opportunity to collaborate with bariatric and robotics surgeon, Shushmita Ahmed, M.D. After consulting with Dr. Ahmed, it became apparent that the benefits of using a robotic approach, in this case, would offer significant advantages for the patient.

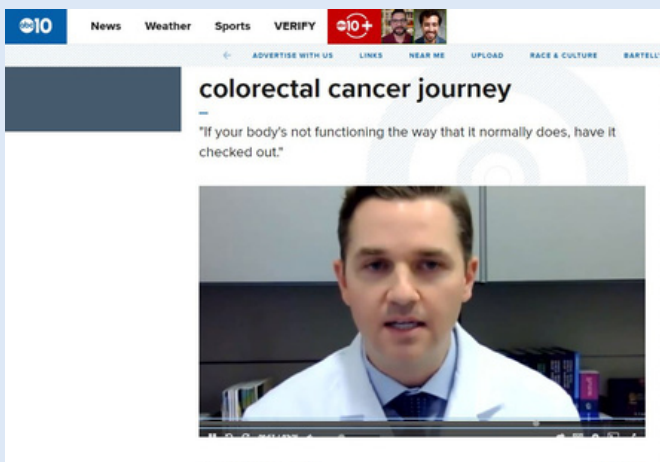
“The technology is changing and changing fast. I believe that with continued improvements in the size of the instrumentation that is used for robotic surgery, we will be able to use the approach for more delicate congenital procedures in infants and very young children. It is only a matter of time. Like many new and exciting things, this was partly by chance and partly by our department having the right expertise and elements in place at the perfect time.” said Saadi.

Relaunch of the UC Davis Liver Transplant Program

This past Spring the Division of Transplant Surgery relaunched the liver transplant program. The program will be overseen by Dr. Sophoclis Alexopoulos who serves as Chief of the Division of Transplant Surgery. Sophoclis Alexopoulos, M.D., and newly recruited Lea Matsuoka, M.D. are both experienced transplant surgeons with expertise in adult and pediatric transplantation as well as complex liver cancer surgery. UC Davis Health performed the first Liver Transplant in 1983 and, in 2009, due to operational changes, performed its last liver surgery. The first patients in the program area are anticipated this summer.



Colorectal Surgery Front and Center during National Colon Cancer Month



Colorectal Surgeon Erik Noren, M.D.

Every year, national colorectal cancer awareness month is observed during the month of March to raise awareness of the importance for colon cancer screenings. In the spirit of education and awareness, faculty from the Division of Colorectal Surgery spent the month conducting interviews with print, television, and digital media outlets around the state educating the general public about the signs and treatment options for colon cancer.

UC Davis Surgery Hosts First Annual Trauma Care Conference



Conference participants in training

More than 85 professionals in the field of trauma gathered at UC Davis Health to participate in the Division of Trauma, Acute Care and Critical Care Surgery's first annual Trauma Care Conference. This 2-day conference featured 40 presenters and educators who brought together providers from across the Northern California region to review the latest advances in trauma care and integrate evidence-based practice. The event was aimed at both new and experienced providers and offered a comprehensive overview of key topics critical to trauma care, two skill-segregated hands-on wound care management courses aimed at improving initial management and complex wound closure techniques, a 'Stop the Bleed' course, as well as networking opportunities with other clinicians from the region.

Vein Center Receives Third Consecutive Reaccreditation



The Vein Center was re-accredited for the third time by the Intersocietal Accreditation Commission (IAC). When we got accredited in 2015, we were the second site in all of California to achieve this achievement. This is a testament to our center's excellent patient care with excellent outcomes and patient satisfaction and the dedication and commitment of our Vascular Surgery program.

The innovative program identifies at-risk abdominal aortic aneurysm patients who may have been 'lost-to-follow-up' care

In collaboration with AI (artificial intelligence) software company Illuminate Inc's, UC Davis Health began its centralized abdominal aortic aneurysm surveillance program last year. The program identifies at-risk abdominal aortic aneurysm (AAA) patients who may have been 'lost-to-follow-up' because they missed care during the pandemic or other factors.

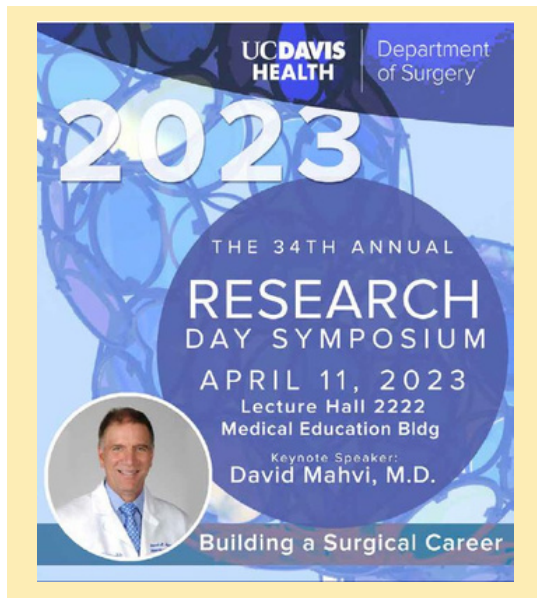
In its first eight months, the program has identified over 11,600 patients with some mention of AAA who could benefit from monitoring. Over 10,600 patients were reviewed and 950 patients who were lost to care are now under active surveillance and management by nurse navigators. Of those, 96 patients returned for visits, which resulted in 151 diagnostic imaging studies, one diagnostic angiogram, and 13 life-saving AAA surgical procedures.

"Efforts like our new surveillance program are saving lives," added Kwong. "Being able to catch patients who had aneurysms that were detected and who were not receiving follow-up care for whatever reason, allows us to treat their aneurysms when they are smaller and before they have ruptured. This makes their procedures much less complex and minimizes their risk of death," explained Mimmie Kwong, M.D.

As a leading academic medical center with a patient-centered focus on digital health, UC Davis Health has implemented Illuminate's Discovery 360 Services and Acknowledge AI software. The goal is to identify existing patients in the UC Davis electronic health record who may have an abdominal aortic aneurysm and who need follow-up care. Identified patients are then contacted by a nurse navigator who explains the program and the process. The nurse also educates the patient about the importance of follow-up and ongoing surveillance by their primary care physician and serves as an educational resource for the patient when they have additional questions.

The goal of this program is to support primary care physicians to manage our AAA patients with small aneurysms before they become a problem and streamline the process of vascular surgery referrals. By taking this approach, patient outcomes can be improved by reducing the risk of a patient experiencing an aneurysm rupture by offering AAA repair to appropriate patients, thereby providing a safety net for patients and providers to ensure timely lifelong aortic surveillance.

2023 Annual Resident Research Day Symposium



Each Spring, the department hosts the Annual Research Day Symposium. This year marked our 34th symposium. Research Day is a scientific forum that gives residents, fellows, and trainees from across the department the opportunity to present research projects and discuss their topics with an audience of peers and faculty. This year our keynote address featured David Mahvi, M.D., leading health care system executive and surgical oncologist at the Medical University of South Carolina who presented: Building a Surgical Career.

The event, organized by Aijun Wang, Ph.D., Vice-Chair for Translational Research, Innovation, and Entrepreneurship, and Rachael Callcut, M.D., Vice-Chair for Clinical Science brought faculty, residents, fellows, students, and researchers together to share the diverse and innovative research being done here in the department.

This year we received over 84 submissions spanning each division. Over 53 abstracts were accepted for presentation and divided into two categories: a 15-minute oral presentation or a 10-minute “quick shot” presentation. In addition, with the relaxation of COVID protocols, we were able to reinstate and offer an option for poster sessions. This year’s Symposium presentation winners were:

Poster Winners

Kathleen Doyle: Best Poster for Resident/Fellow “Proliferative Effects of Mesenchymal Stem/Stromal Cells on Neuroblastoma Cell Lines”

Araiye Medlock: Best Poster for Grad Student “Outcomes of Pulmonary Function after “Race De-correction” for Patients Undergoing Surgery for NSCLC”

Sylvia Cruz: Best Poster for Medical Student “Intratumoral NKp46+ Natural Killer Cells are Spatially Distanced from T and MHC-I+ Cells with Prognostic Implications in Soft Tissue Sarcoma”

Oral Presentation Winners

Su Yeon Lee: Best Translational Science as a Full Oral Presentation “Safety Outcomes of First Five Patients Enrolled in the Cellular Therapy for In Utero Repair of Myelomeningocele (CuRe) Trial”

Matthew Vuoncino: Best Basic Science for Full Oral Presentation “Effects of Cyclic Peptide LXW7 Coating on Short Term Vascular Graft Patency Using a Porcine (*Sus scrofa*) Model”

Sarah Chen: Best Clinical Science as a Full Oral Presentation “Use of 3D Printed Ribcage Models to Investigate Ideal Intrathoracic Ratio for Robotic Left Internal Thoracic Artery Harvesting”


Alexandra Johns: Best Clinical Science as a Full Oral Presentation “Effect of Community Economic Well-Being on Weight Recurrence following Bariatric Surgery”

Leslie Vuoncino: Best Clinical Science as a Full Oral Presentation “Using Microfluidic Shear to Assess Transfusion Requirements in Trauma Patients”

Quick Shot Winner

Megan Gilbert: Best Quick Shot Presentation “Patient’s Perception of Likelihood to Attend Follow-Up in Burn Surgery Clinic”

Professor Aijun Wang, Ph.D. and team to develop in-utero therapy for Duchenne muscular dystrophy



Professor Aijun Wang, Ph.D., and his team are to develop a much-needed cure for Duchenne muscular dystrophy (DMD). They are designing a therapy to treat DMD before birth by editing the gene that encodes dystrophin, a key protein in stabilizing muscle fiber.

"We are developing a gene editing therapy that would allow pregnant mothers to give birth to children who are free from DMD," said Wang, professor of surgery and biomedical engineering. Wang is the vice chair for translational research, innovation, and entrepreneurship at the Department of Surgery and co-directs the Center for Surgical Bioengineering at UC Davis. He also leads the Wang Lab, a prime research hub in stem cell therapy and gene editing for early treatments of birth defects such as spina bifida.

This groundbreaking work is funded by a \$2 million Quest Award from the California Institute for Regenerative Medicine (CIRM). The DISC-2 Quest Awards Program promotes the discovery of promising new stem cell-based and gene therapy technologies that could lead to broad use and improved patient care.



Surgery Faculty Researcher Kent Lloyd, D.V.M., Ph.D., receives multimillion-dollar award to support the establishment of a National Center for Metabolic Phenotyping of Mouse Models of Obesity and Diabetes (MPMOD) for 5 years.

Kent Lloyd D.V.M., Ph.D., was awarded over \$3.75 million from the National Institute of Diabetes and Digestive and Kidney Diseases (NIDDK) at the National Institutes of Health (NIH) to establish a National Center for Metabolic Phenotyping of Mouse Models of Obesity and Diabetes (MPMOD). Dr Lloyd through his Mouse Biology Program will work in a consortium of only three other Centers across the nation to characterize complex metabolic, physiologic, and behavioral characteristics of living mouse models.

Welcome 2023 to our incoming class of Surgery Interns

The 2023 Main Residency Match was announced in March, and we are excited to introduce our incoming class of interns in General Surgery, Cardiothoracic Surgery, Plastic Surgery, and Vascular Surgery. We look forward to extending a warm UC Davis welcome to our newest interns and to beginning another year of training and mentoring the best and brightest in academic surgery.

Match Day 2023

GENERAL SURGERY RESIDENTS



Rachel Cowan
Rutgers New Jersey
Medical School



Asbiel Hasbun
University of Texas
Rio Grande Valley
School of Medicine



Katrina Hauck *
Burrell College of
Osteopathic Medicine



Shelby Kunz
UC, Irvine
School of Medicine




Omolola Olaleye
University of Alabama
School of Medicine



Matthew Reyes
University of Texas
School of Medicine,
San Antonio



Gabriella Sehres
Florida State University
College of Medicine



Terrance Smith *
Edward Via
College of Osteopathic
Medicine



Eric Tran
UCLA
David Geffen
School of Medicine

*Travis US Air Force Base
Military Resident

**UC DAVIS
HEALTH**

Department
of Surgery

Match Day 2023

GENERAL SURGERY PRELIMINARY RESIDENTS

George Chapa
Muhib Haidari
Don Hoang
Adam Knyaz
Nicholas Maynard
Brady Son
Sarah Tang
Rachel Weber
Jaida West

Nova Southeastern University College of Medicine
Kiran Patel of Osteopathic Medicine
Tulane University School of Medicine
Pennsylvania State University College of Medicine
Midwestern University of Arizona College of Osteopathic Medicine
University of Arkansas College of Medicine
Loyola University Chicago Stritch School of Medicine
Rocky Vista University College of Osteopathic Medicine
University of Texas Medical Branch School of Medicine
University of Alabama School of Medicine

GENERAL SURGERY MILITARY PRELIMINARY RESIDENTS

Skye Couvrette*
Caroline Fresch*
Russell Griffin*
Molly Heinz*
John Horspool*
Logan Loomis*
Conner McKinney*
Mary Peters*

Western University of Health Sciences
Marshall University School of Medicine
Tulane University School of Medicine
Chicago College of Osteopathic Medicine
US Air Force
US Air Force
West Virginia School of Osteopathic Medicine
US Air Force

*Travis US Air Force Base
Military Preliminary Resident

**UC DAVIS
HEALTH**

Department
of Surgery

Match Day 2023

VASCULAR SURGERY RESIDENTS



Gowri Gowda
Tulane University
School of Medicine



Hunter Ford
UC Davis
School of Medicine

PLASTIC SURGERY RESIDENTS



Scott Levin, MD
Boston University



Irene Chang
Case Western Reserve University
School of Medicine

CT SURGERY RESIDENT



Angelica Martin, MPH
UC Davis
School of Medicine



Department
of Surgery

Congratulations to our graduating class of 2023

General Surgery Residents:

Jacob Burns, M.D., Plastic Surgery Fellowship at University of Texas, Houston
Nathan Butler, M.D., Surgical Critical Care Fellowship, Mission Hospital, North Carolina
Gillian Hoshal, M.D., Surgical Critical Care Fellowship, Duke University, North Carolina
Nikia McFadden, M.D., Surgical Critical Care Fellowship, University of Pennsylvania, Philadelphia
Lauren Perry, M.D., Breast Surgical Oncology Fellowship, Memorial Sloan Kettering Cancer Center, New York
Trevor Plescia, M.D., Complex GI – Foregut Surgical Fellowship, Providence, Oregon
Ashly Ruf, M.D., Surgical Critical Care/Trauma Fellowship, San Antonio Medical Center
Michaela Simoncini, M.D., Advanced Laparoscopic MIS/Bariatric Surgery Fellowship, Brown University, Rhode Island
Sarah Stokes, M.D., Pediatric Surgical Critical Care Fellowship, Univ. Pittsburgh Medical Center, Pennsylvania
Isabelle Struve, M.D., Trauma and Acute Care Surgeon at John Muir Health, California
Christina Theodorou, M.D., Pediatric Surgery Fellowship, Northwell Health, New York

Plastic Surgery Chief Residents:

Jonathan Weyerbacher, M.D., Craniofacial Fellowship, Children's Hospital of Atlanta/Emory in Atlanta, GA
Jay Xue, M.D., Craniofacial Fellowship UC San Diego

Cardio Thoracic Chief Residents:

Melissa Blaker, D.O., Cardiothoracic Surgery, US Air Force
Anna Xue, M.D., Advanced Aortic Surgery Fellowship, Baylor/Texas Heart Institute

Vascular Surgery Chief Residents:

Joel Harding, M.D., University of Maryland
Austin Holmes, M.D. Mather Veterans Administration Hospital

ACGME Approved Two additional Critical Care Slots



Accreditation Council for
Graduate Medical Education

Residency Review Committee for Surgery has approved our request for two additional critical care slots, one in Burn Critical Care and one in Surgical Critical Care. This will bring our program to a total of two ACGME-approved Burn Surgical Critical Care positions and four Surgical Critical Care positions.

SELECTED PUBLICATIONS

Burn Surgery

["Poverty and Frailty Are Not Related to Each Other with Regards to Outcomes in Middle Aged and Older Patients with Burn Injuries."](#) Wallace D, Sloan K, Williams D, Heard J, **Sen S, Palmieri T, Greenhalgh D, Romanowski K.** J Burn Care Res. 2023 Mar 7;irad032. doi: 10.1093/jbcr/irad032. PMID: 36881932

["Emerging Therapies for Full-Thickness Skin Regeneration."](#) **Palmieri TL.** J Burn Care Res. 2023 Jan 2;44(Suppl_1):S65-S67. doi:10.1093/jbcr/irac102. PMID: 36567471

["Modified Frailty Index is an Independent Predictor of Death in the Burn Population: A Secondary Analysis of the Transfusion Requirement in Burn Care Evaluation \(TRIBE\) Study."](#) **Sen S, Romanowski KS,** Andre JA, **Greenhalgh DG, Palmieri TL.** J Burn Care Res. 2023 Mar 2;44(2):257-261. doi:10.1093/jbcr/irac164. PMID: 36315592

["The effect of 20 minutes of cool running water first aid within three hours of thermal burn injury on patient outcomes: A systematic review and meta-analysis."](#) Griffin B, Cabilan CJ, Ayoub B, Xu HG, **Palmieri T,** Kimble R, Singer Y. Australas Emerg Care. 2022 Dec;25(4):367-376. doi 10.1016/j.auec.2022.05.004. PMID: 35688782.

Cardiac Surgery

["A Retrospective Evaluation of Endo-Aortic Balloon Occlusion Compared to External Clamping in Minimally Invasive Mitral Valve Surgery."](#) Balkhy HH, Grossi EA, **Kiaii B,** Murphy D, Geirsson A, Guy S, Lewis C. Semin Thorac Cardiovasc Surg. 2023 Mar 14:S1043-0679(23)00040-0. doi: 10.1053/j.semtcvs.11.016. PMID: 36921680

["Performance of administrative database frailty instruments in predicting clinical outcomes and cost for patients undergoing transcatheter aortic valve implantation: a historical cohort study."](#) Li Z, Wijeyesundera HC, Bagur R, Cheng D, Martin J, **Kiaii B,** Qiu F, Fang J, John-Baptiste A. Can J Anaesth. 2023 Jan;70(1):116-129. doi: 10.1007/s12630-022-02354-6. PMID: 36577891

["How to implement a clinical robotic mitral valve surgery program."](#) Xue A, Chen S, Ranade A, Smith K, Kasten J, **Catrip J, Kiaii B.** Ann Cardiothorac Surg. 2022 Sep;11(5):504-509. doi: 10.21037/acs-2022-rmvs-14. PMID: 36237591

Foregut Metabolic and General Surgery

["Exocrine pancreatic insufficiency after bariatric surgery: a bariatric surgery center of excellence experience."](#) Moore HN, Chirco AR, Plescia T, **Ahmed S,** Jachniewicz B, Rajasekar G, **Ali MR, Lyo V.** Surg Endosc. 2023 Feb;37(2):1466-1475. doi: 10.1007/s00464-022-09388-3. PMID: 35768735

["Venous thromboembolism \(VTE\) prophylaxis after bariatric surgery: anational survey of MBSAQIP director practices."](#) Giannopoulos S, Kalantar Motamedi SM, Athanasiadis DI, Clapp B, **Lyo V,** Ghanem O, Edwards M, Puzifferri N, Stefanidis D; ASMBS Research Committee. Surg Obes Relat Dis. 2023 Jan 2:S1550-7289(22)00836-X. doi: 10.1016/j.soard.2022.12.038

Center for Alimentary and Metabolic Science

["Exercise training modifies xenometabolites in gut and circulation of lean and obese adults."](#) Kasperek MC, Mailing L, Piccolo BD, Moody B, Lan R, Gao X, Hernandez-Saavedra D, Woods JA, **Adams SH,** Allen JM. Physiol Rep. 2023 Mar;11(6):e15638. doi: 10.14814/phy2.15638.

["The 7- \$\alpha\$ -dehydroxylation pathway: An integral component of gut bacterial bile acid metabolism and potential therapeutic target."](#) Wise JL, **Cummings BP.** Front Microbiol. 2023 Jan 9;13:1093420. doi: 10.3389/fmicb.2022.1093420. PMID: 36699589

["Impact of Fecal Microbiota Transplantation on Gut Bacterial Bile Acid Metabolism in Humans."](#) Bustamante JM, Dawson T, Loeffler C, Marfori Z, Marchesi JR, Mullish BH, Thompson CC, Crandall KA, Rahnavard A, Allegretti JR, **Cummings BP.** Nutrients. 2022 Dec 7;14(24):5200. doi 10.3390/nu14245200.

SELECTED PUBLICATIONS

General Thoracic Surgery

["Patient and provider perspectives to utilization of telemedicine in surgery."](#) Mark J, **Cooke DT**, Suri A, Huynh TT, Yoon PS, **Humphries MD**. Digit Health. 2023 Feb 14;9:20552076231152756. doi: 10.1177/20552076231152756.PMID: 36818156

["Racial Health Disparities Research in Cardiothoracic Surgery Under-represented in Major Meetings."](#) **Godoy LA**, Martin AC, Huynh TT, **Brown LM**, **Cooke DT**. J Surg Res. 2023 Apr;284:37-41. doi: 10.1016/j.jss.2022.10.040..PMID: 36535117

["Well-being of Cardiothoracic Surgeons in the Time of COVID-19: A Survey by the Wellness Committee of the American Association for Thoracic Surgery."](#) Bremner RM, Ungerleider RM, Ungerleider J, Wolf AS, Erkmen CP, Luc JGY, Litle VR, Cerfolio RJ, **Cooke DT**; Wellness Committee of the American Association for Thoracic Surgery. Semin Thorac Cardiovasc Surg. 2022 Oct 14:S1043-0679(22)00254-4. doi: 10.1053/j.semtcvs.2022.10.002.

["Emerging precision neoadjuvant systemic therapy for patients with resectable non-small cell lung cancer: current status and perspectives."](#) **Godoy LA**, Chen J, Ma W, Lally J, Toomey KA, Rajappa P, Sheridan R, Mahajan S, Stollenwerk N, Phan CT, Cheng D, Knebel RJ, Li T. Biomark Res. 2023 Jan 18;11(1):7. doi: 10.1186/s40364-022-00444-7.

Pediatric Surgery

["Centers of Excellence: If We Build It, Will They Come?"](#) Fusco J, Williams R, Malek M, Avansino JR, Hirose S, Perkins JA, **Farmer D**, Gow KW. J Pediatr Surg. 2023 Feb 17:S0022-3468(23)00130-6. doi: 10.1016/j.jpedsurg.2023.02.010.PMID: 36925401

["Evaluation of a biodegradable polyurethane patch for repair of diaphragmatic hernia in a rat model: A pilot study."](#) Theodorou CM, Taylor A, Lee SY, Cortez LM, Fu H, Pivetti CD, Zhang C, Stasyuk A, Hao D, Kumar P, **Farmer DL**, Liao J, Brown EG, Hong Y, **Wang A**. J Pediatr Surg. 2023 Jan 19:S0022-3468(23)00055-6. doi: 10.1016/j.jpedsurg.2023.01.036. PMID: 36797111

["Hirschsprung-associated inflammatory bowel disease: A multicenter study from the APSA Hirschsprung disease interest group."](#) Sutthatarat P, Lapidus-Krol E, Smith C, Halaweish I, Rialon K, Ralls MW, Rentea RM, Madonna MB, Haddock C, Rocca AM, Gosain A, Frischer J, Piper H, Goldstein AM, **Saadai P**, Durham MM, Dickie B, Jafri M, Langer JC. J Pediatr Surg. 2023 Jan 24:S0022-3468(23)00037-4. doi: 10.1016/j.jpedsurg.2023.01.018. PMID: 36801072

["Pediatric Intranodal CT Lymphangiography with Water-Soluble Contrast Medium."](#) Jenner ZB, Li P, Kang L, Goldner BW, Brown CN, **Raff GW**, Kaufman J. J Vasc Interv Radiol. 2022 Nov;33(11):1440-1443. doi: 10.1016/j.jvir.2022.08.012.PMID: 35970504

["Gender Disparity in Pediatric Surgery: An Evaluation of Pediatric Surgery Conference Participation."](#) Lee SY, Mor S, Lazar SV, Hassan AS, **Farmer DL**, **Brown EG**. J Pediatr Surg. 2023 Feb 28:S0022-3468(23)00154-9doi: 10.1016/j.jpedsurg.2023.02.033..PMID: 36966019

["Engineered multi-functional, pro-angiogenic collagen-based scaffolds loaded with endothelial cells promote large deep burn wound healing."](#) Song H, Gao K, Hao D, Li A, Liu R, Anggito B, Yin B, Jin Q, Dartora V, Lam KS, Smith LR, Panitch A, Zhou J, **Farmer DL**, **Wang A**. Front Pharmacol. 2023 Mar 1;14:1125209. doi: 10.3389/fphar.2023.1125209.PMID: 36937891

["Association Between Race, Gender, and Pediatric Postoperative Outcomes: An Updated Retrospective Review."](#) Jackson JE, Rajasekar G, Vukcevic O, Coakley BA, **Nuño M**, **Saadai P**. J Surg Res. 2023 Jan;281:112-121. doi: 10.1016/j.jss.2022.08.027.PMID: 36155268

Plastic and Reconstructive Surgery

["Modified Frailty Index Identifies Increased Risk of Postoperative Complications in Geriatric Patients After Open Reduction Internal Fixation for Distal Radius and Ulna Fractures: Analysis of 5654 Geriatric Patients, From the 2005 to 2017 the National Surgical Quality Improvement Project Database."](#) Dave DR, **Li AI**, **Pereira C**. Ann Plast Surg. 2023 Mar 6. doi: 10.1097.PMID: 36880758

["Molecular Basis of Surgical Coaptation Techniques in Peripheral Nerve Injuries."](#) **Pereira CT**, Hill EE, Stasyuk A, Parikh N, Dhillon **Wang A**, Li A. J Clin Med. 2023 Feb 16;12(4):1555.PMID: 36836090

["Free Tissue Transfer to the Knee for a Complex Wound Coverage When Good Recipient Vessels Are Not Available."](#) Pyon RE, Pu DF, Zeiderman MR, **Pu LLQ**. J Craniofac Surg. 2023 Mar 30. PMID: 36991529

["A Simple and Effective Intraoperative Technique for Correction of Severe Congenital Breast Asymmetry."](#) **Pu LLQ**. Ann Plast Surg. 2023 Feb 20. doi: 10.1097/SAP.0000000000003442.PMID: 36921337

["The free superficially-based low abdominal mini \(SLAM\) flap for oncoplastic breast reconstruction."](#) **Salibian AA**, Swerdlow MA, Kondra K, Patel KM. Plast Reconstr Surg. 2023 Mar 29. PMID: 36995194

10.1016/j.cps.2022.09.003. PMID: 36813400

["Modern Approaches to Implant-Based Breast Reconstruction."](#) **Salibian AA**, Karp NS. Clin Plast Surg. 2023 Apr;50(2):223-234.doi:

SELECTED PUBLICATIONS

Surgical Oncology

["Sarcopenia and frailty as predictors of surgical morbidity and oncologic outcomes in retroperitoneal sarcoma."](#) Nasirishargh A, Grova M, Bateni CP, Judge SJ, **Nuno MA**, Basmaci UN, **Canter RJ**, Bateni SB. *J Surg Oncol.* 2023 Apr;127(5):855-861. doi: 10.1002/jso.27199..PMID: 36621854

["Human soft tissue sarcomas harbor an intratumoral viral microbiome which is linked with natural killer cell infiltrate and prognosis."](#) Perry LM, Cruz SM, Kleber KT, Judge SJ, Darrow MA, Jones LB, Basmaci UN, Joshi N, Settles ML, Durbin-Johnson BP, Gingrich AA, Monjazebe AM, Carr-Ascher J, Thorpe SW, Murphy WJ, Eisen JA, **Canter RJ**. *J Immunother Cancer.* 2023 Jan;11(1):e004285. doi: 10.1136/jitc-2021-004285.PMID: 36599469

["CT of hemorrhagic adrenal adenomas: radiologic-pathologic correlation."](#) Corwin MT, Kadivar SC, **Graves CE**, Kamangar E, Carney BW, **Campbell MJ**. *Abdom Radiol (NY).* 2023 Feb;48(2):680-687. doi: 10.1007/s00261-022-03741-9. PMID: 36380211

Trauma, Acute Care Surgery and Surgical Critical Care

["Predictive Analytics and Artificial Intelligence in Surgery-Opportunities and Risks."](#) Colborn K, Brat G, **Callcut R**. *JAMA Surg.* 2023 Apr 1;158(4):337-338. doi:10.1001/jamasurg.2022.5444.PMID: 36576823

["Perceptions of Prehospital Care for Patients With Limited English Proficiency Among Emergency Medical Technicians and Paramedics."](#) **Stadeli KM**, Sonett D, Conrick KM, Moore M, Riesenber M, Bulger EM, Meischke H, Vavilala MS. *JAMA Netw Open.* 2023 Jan 3;6(1):e2253364. doi: 10.1001/jamanetworkopen.2022.53364.PMID: 36705920

["Implications of the Regulation of Endothelial Glycocalyx Breakdown and Reconstitution in Severe Burn Injury."](#) Basas VA, Schutzman LM, **Brown IE**. *J Surg Res.* 2023 Jun;286:110-117. doi: 10.1016/j.jss.2022.12.033..PMID: 36804690

["Risk factors, management, and outcomes in isolated parafalcine or tentorial subdural hematomas."](#) Juhasz KA, Iszkula ER, English GR, Desiderio DB, Estrada CY, **Leshikar DE**, Pfeiffer BT, Roesel EH, Wagle AE, Holmes JF Jr. *Am J Emerg Med.* 2023 Apr;66:135-140. doi:10.1016/j.ajem.2023.01.014. PMID: 36753929

["Measuring the impact of a "Virtual Pediatric Trauma Center" \(VPTC\) model of care using telemedicine for acutely injured children versus the standard of care: study protocol for a prospective stepped-wedge trial."](#) Marcin JP, Tancredi DJ, **Galante JM**, **Rinderknecht TN**, Haus BM, **Leshikar HB**, Zwienenberg M, Rosenthal JL, Grether-Jones KL, Hamline MY, Hoch JS, Kuppermann N. *Trials.* 2022 Dec 27;23(1):1051. doi: 10.1186/s13063-022-06996-1.PMID: 3657553

["Aortic balloon occlusion in distal zone 3 reduces blood loss from obstetric hemorrhage in Placenta Accreta Spectrum."](#) Kluck SL, **Russo RM**, Appel NB, Frankfurt AI, Weltge C, Shimer T, Feagins B, Frotan A, Rinehart B, Cohen RA. *J Trauma Acute Care Surg.* 2023 Feb 24. doi: 10.1097/TA .PMID: 36812423

["Improved Computed Tomography Performance in Blunt Abdominal Trauma-Has Our Care Kept Pace?"](#) **Rinderknecht TN**, **Salcedo ES**, **Holcroft JW**. *JAMA Surg.* 2022 Sep 1;157(9):778. doi: 10.1001/jamasurg.2022.2775.PMID: 35830184

["Blunt splenic injury, Emergency Department to discharge: A Western Trauma Association critical decisions algorithm."](#) **Shatz DV**, de Moya M, Brasel KJ, Brown CVR, Hartwell JL, Inaba K, Ley EJ, Moore EE, Peck KA, Rizzo AG, Rosen NG, Sperry JL, Weinberg JA, Moren AM, Coimbra R, Martin MJ. *J Trauma Acute Care Surg.* 2023 Mar 1;94(3):448-454. doi: 10.1097/TA.003829.PMID: 36730563

Transplant Surgery

["Long-term Survival of Grafts From Small and Very Small Pediatric Donors in Women vs Men With End-stage Kidney Disease."](#) Yu JM, **Sageshima J**, **Nuño MA**, **Mineyev NM**, **Goussous N**, **Than PA**, **Perez RV**. *JAMA Surg.* 2023 Mar 1;158(3):319-321. doi: 10.1001/jamasurg.2022.4502.PMID: 36542367

["Addressing sex-based disparities in solid organ transplantation in the United States - a conference report."](#) Sawinski D, Lai JC, Pinney S, Gray AL, Jackson AM, Stewart D, Levine DJ, Locke JE, Pomposelli JJ, Hartwig MG, Hall SA, Dadhania DM, Cogswell R, **Perez RV**, Schold JD, Turgeon NA, Kobashigawa J, Kukreja J, Magee JC, Friedewald J, Gill JS, Loor G, Heimbach JK, Verna EC, Walsh MN, Terrault N. *E. Am J Transplant.* 2023 Mar;23(3):316-325. doi: 10.1016/j.ajt.2022.11.008..PMID: 36906294

SELECTED PUBLICATIONS

Vascular Surgery

["The use of telemedicine in peripheral artery disease and limb salvage."](#)

DiLosa K, Gibson K, **Humphries MD**. Semin Vasc Surg. 2023 Mar;36(1):122-128. doi: 10.1053/j.semvascsurg.2022.12.006.PMID: 36958893

["Provider ankle brachial index and wound classification teaching as part of a comprehensive limb preservation outreach program."](#)

DiLosa K, Brown C, Rajasekar G, **Nuno M, Humphries MD**. J Vasc Surg. 2022 Dec 21;S0741-5214(22)02646-5. doi: 10.1016/j.jvs.2022.12.025 .PMID: 36565782

["Radial arterial access is a safe alternative to brachial artery and femoral artery access for endovascular lower extremity peripheral arterial disease."](#) **Maximus S, Kwong M**, Harding J, **Mell M**. J Vasc Surg. 2023 Mar;77(3):870-876. doi:

10.1016/j.jvs.2022.10.037.PMID: 36328139

["Updated estimates for the burden of chronic limb-threatening ischemia in the Medicare population."](#) Kwong M, Rajasekar G, Utter GH, Nuño M, **Mell MW**. J Vasc Surg. 2023 Feb 8;S0741-5214(23)00284-7. doi: 10.1016/j.jvs.2023.01.200.PMID: 36758910

Center for Surgical Bioengineering

["Protocol for vision transformer-based evaluation of drug potency using images processed by an optimized Sobel operator."](#) Wang

Y, Zhang W, Wu Y, Qu C, Hu H, Lee T, Lin S, Zhang J, Lam KS, **Wang A**. STAR Protoc. 2023 May 1;4(2):102259. doi: 10.1016/j.xpro.2023.102259. Online ahead of print.PMID: 37133992

["Engineered multi-functional, pro-angiogenic collagen-based scaffolds loaded with endothelial cells promote large deep burn wound healing."](#) Song H, Gao K, Hao D, Li A, Liu R, Anggito B, Yin B, Jin Q, Dartora V, Lam KS, Smith LR, Panitch A, Zhou J,

Farmer DL, Wang A. Front Pharmacol. 2023 Mar 1;14:1125209. doi: 10.3389/fphar.2023.1125209. eCollection 2023.PMID: 36937891

["In utero delivery of mRNA to the heart, diaphragm and muscle with lipid nanoparticles."](#) Gao K, Li J, Song H, Han H, Wang Y, Yin B,

Farmer DL, Murthy N, **Wang A**. Bioact Mater. 2023 Feb 17;25:387-398. doi: 10.1016/j.bioactmat.2023.02.011. eCollection 2023 Jul.PMID: 36844366

Mouse Biology Program

["A novel DPH5-related diphthamide-deficiency syndrome causing embryonic lethality or profound neurodevelopmental](#)

[disorder."](#) Shankar SP, Grimsrud K, Lanoue L, Egense A, Willis B, Hörberg J, AlAbdi L, Mayer K, Ütkür K, Monaghan KG, Krier J, Stoler J, Alnemer M, Shankar PR, Schaffrath R, Alkuraya FS, Brinkmann U, Eriksson LA, **Lloyd K**, Rauen KA; Undiagnosed Diseases Network.

Medical Student Research Day



UC Davis Surgery is not only known as a nationally recognized leader in training the next generation of physicians but also as a research powerhouse. Our faculty mentor and encourage medical students explore the field of research through optional research fellowships. Each Spring the medical school hosts a Medical Student Research Day, where medical students get to present their findings from their research fellowships. This year our department mentored nine medical students.

3rd Year Research Selective

Adia Nasirishargh, **Robert Canter, M.D.**
Ian, Joseph, **Luis Godoy, M.D.**

Research Selective 4 Weeks

Javeria Khader, **Minna Wieck, M.D.**

Research Fellowship 8 Weeks

Araiye Medlock, **Misty Humphries, M.D.**
Johnathan Perez Cuevas, **Ian Brown, M.D., Ph.D.** Julia Persky, **Robert Canter, M.D.**
Julio Siliezar, **Luis Godoy, M.D.**
Maddy Larson, **Aijun Wang, Ph.D.**

Independent Research

Soufi Khadija, **Shushmita Ahmed, M.D.**

LECTURESHIPS

Pevac Lectureship (Vascular Surgery)

Named in honor of retired Chief of Vascular Surgery and Professor Emeritus, William Pevac, M.D., this lectureship provides a forum to present the latest clinical and research developments in the area of vascular surgery.




Mimmie Kwong, Nasim Hedayati, Mathew Mell, Diana Farmer, Joseph Mills, William Pevac, and Misty Humphries

This year we welcomed Joseph L. Mills Sr., M.D. Professor and Chief of the Division of Vascular Surgery and Endovascular Therapy at the Michael E. DeBakey Department of Surgery at Baylor College of Medicine. He is also the associate editor for the 9th edition of Rutherford's Vascular Surgery and Endovascular Therapy. Dr. Mills has authored nearly 300 peer-reviewed journal articles and book chapters, focused on his clinical and research interests in noninvasive diagnosis, vein graft stenosis, intimal hyperplasia, and limb salvage in patients with diabetes mellitus.

Goodnight Lectureship (Surgical Oncology)

The James E. Goodnight Jr. Lectureship Series is a regularly occurring seminar where renowned Cancer Surgeon Scientists are invited to present their most important research data and developments in cancer treatment. These scientists not only provide important insights into surgical cancer care but also allow our trainees to interact directly with leaders throughout the basic, translational, and clinical arenas of oncological research.



Diana Farmer, James Goodnight, Genevieve Boland and Robert Canter

This spring, we welcomed Genevieve M. Boland, M.D., Ph.D. Associate Professor, Harvard Medical School, Surgical Director of the Termeer Center for Experimental Therapeutics, and Director of the Surgical Oncology Research Laboratories at the Massachusetts General Hospital, who presented "What's Old is New Again: Transformative Changes in Melanoma Management" Dr. Boland is a nationally recognized authority in the characterization of molecular and immunological changes that occur during immunotherapy and the identification of circulating biomarkers of cancer. Her work has been published in Cell, Nature, Nature Medicine, Cancer Discovery, Clinical Cancer Research, Cancer, and Annals of Surgical Oncology.

AATS Foundation Gardner Lectureship:

This year our ACGME-approved cardiothoracic surgery residency program was selected to host the 2023 American Association for Thoracic Surgery (AATS) Foundation Gardner Lectureship. We were honored to host Dr. James L Cox from the University of Northwestern Surgery as this year's AATS Gardner Lecturer who delivered: The Surgical Ablation of Atrial Fibrillation: Ready for Prime Time after 35 years?

Dr. Cox is a highly esteemed cardiothoracic surgeon, researcher, professor, and mentor. He is best known for his influential research and innovative work in cardiothoracic surgery. Over the course of his distinguished career, he has trained many of the future leaders of cardiac surgery while investigating and pioneering new methods to surgically treat cardiac arrhythmias. The Gardner Lectureship was established by AATS to honor Dr. Gardner's career as a nationally-recognized cardiac surgeon and leader in cardiovascular medicine.



Nataliya Bahatyrevich, Sabrina Evans, Jonathan Hyde, Bret DeGraaff, James Cox, Anna Xue, Diana Farmer and Bob Kiaii

Support Surgical Research

The Department of Surgery at UC Davis has a rich history steeped in research. Our success is built on our mission, faculty dedication, and the generous support of like-minded individuals who value advancing surgical practice and treatments through research. Your gifts support research-based, multidisciplinary surgical approaches, outstanding patient care and training programs that ensure the very best care for future generations. Please consider joining us in our commitment to surgical research and making a gift to the Department of Surgery by visiting our website at give.ucdavis.edu/MERM/SURGIFT or by contacting JR Springer (jrspringer@ucdavis.edu)

Department of Surgery | UC Davis School of Medicine

2335 Stockton Blvd, North Addition Bldg.
Sacramento, CA 95817

Email

hs-surgerynewsletter@ucdavis.edu

Website

health.ucdavis.edu/surgery

The Department of Surgery Newsletter is published biannually. If you'd like to be added to our distribution list, or for questions, email us at hs-surgerynewsletter@ucdavis.edu

Social

[Facebook @ucdavissurgery](#)

[Twitter @UCDavisSurgery](#)

[Instagram @ucdavissurgery](#)

[Check out our YouTube Channel here: YouTube](#)