



The next generation of quality, productivity, and security

HP LaserJet Managed MFP E72500 series

HP LaserJet Managed MFP E82500 series



High quality,
low cost



Minimal interruptions.
Maximum uptime.



The world's most
secure printing¹

High quality, low cost



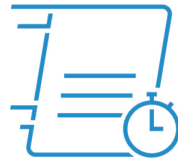
Quality printing for a great value is a smart choice for any business. Produce premium, professional-quality documents at a competitive low cost with an HP LaserJet Managed MFP built to make your work—and your business—look its best.



Premium quality at a low cost

Print premium, professional-quality documents with sharp text and crisp graphics that stand out for a competitive low cost.

Get consistent quality and performance you can count on. Original HP toner cartridges and drums are specially designed and precisely engineered for HP printers and MFPs—so you can rely on fast, consistent results.



Fast, professional performance

Equip employees to speed through tasks with an MFP that delivers the professional performance you expect from an enterprise machine.

Choose from a range of modular paper-handling, solution, and connectivity accessories designed to adapt to the needs of workgroups of all sizes.

Spend less time on maintenance. This MFP requires significantly fewer replacement parts.²



Energy efficient

Help keep energy costs down without compromising performance. This device features fusers that warm rapidly and cool quickly, so they start printing sooner, complete jobs faster, and help you conserve more energy.³

Save paper and conserve resources with automatic two-sided printing, scanning, and copying. Consume up to 50% less paper by printing on both sides of the page.

Easily recycle your Original HP cartridges at no charge through HP Planet Partners.⁴

Minimal interruptions. Maximum uptime.

Annoying interruptions and complex maintenance can slow down printing, and ultimately, the pace of business. Avoid pauses in productivity with an HP LaserJet Managed MFP designed for maximum uptime—so you can count on reliable results day in and day out.

Move business forward

Grab the documents you need and go. This device wakes up quickly and prints fast—up to 60 pages per minute (ppm) (E82560dn/z models).⁵ Your pages are ready right when you need them.

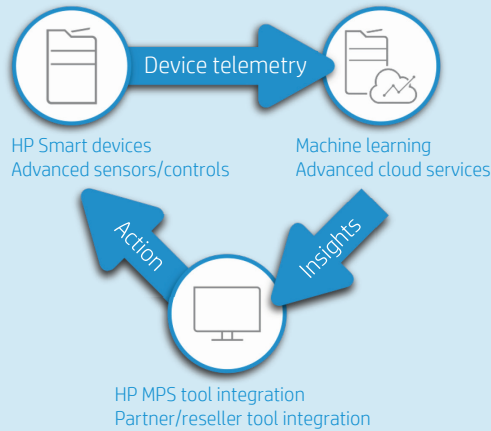


Accelerate workflow with single-pass, two-sided scanning up to 120 images per minute (ipm), simplex, and up to 240 ipm, duplex (Flow models).⁶

Scan documents directly to Microsoft® Office 365 (Flow models only) and SharePoint®, plus email, USB, and network folders.⁷

Minimize downtime

HP Smart Device Services (SDS) remote diagnostic insights and remediation capabilities help minimize downtime. HP devices are smart and communicate their health before the device stops. SDS helps optimize HP devices for your usage environment with machine-to-machine learning, predictive analytics, and advanced device controls that can be made remotely.



SDS keeps your data and network secure—it only tracks device ID and telemetry data, and it does not collect customer names, user data, or job content.

SDS uses the same secure network protocols used by web banking applications, Microsoft Outlook, and Office 365.

Expand your capacity

Tailor this MFP to the needs of your business with a wide range of optional paper-handling accessories. Optional trays support media sizes up to 11 x 17 inches (A3). For a list of compatible accessories by model, see the paper-handling accessories table on page 10.



Organize, staple, and collect documents with an optional booklet finisher that helps you save time and look professional.

Print up to 6,140 pages without reloading paper, using the optional 2,000-sheet high-capacity input tray and the optional 3,000-sheet high-capacity side input tray, with support for media sizes up to 11 x 17-inch (A3) (E82500 series only).⁸

The world's most secure printing¹



Only HP Enterprise devices repair themselves from attacks in real time, with built-in security to help keep your network safe. Automatically monitor threats, detect intrusions, and validate operating software with security offered only by HP.¹



Always on guard

Only HP Enterprise devices offer built-in security features that are always on guard.¹

- With HP Sure Start, each device regularly checks its operating code and repairs itself from attempted hacks.
- Whitelisting checks firmware during startup to help ensure it's authentic, good code—digitally signed by HP.
- Run-time intrusion detection continually monitors activity to detect and stop attacks, then automatically reboots.
- HP Connection Inspector stops malware from “calling home” to malicious servers, stealing data, and compromising your network, then automatically triggers a self-healing reboot.

Thwart potential attacks by receiving instant notification of security issues, so immediate action can be taken. This MFP works with leading Security Information and Event Management (SIEM) tools like Splunk and ArcSight.



Take security to the next level

Help protect your MFP with more than 200 embedded security features.⁹ Protect information in transit over the network and stored on the device—keys, passwords, certificates, and more. Store data on the 256-bit encrypted HP High-Performance Secure Hard Disk (HDD).

Give workgroups what they need to succeed. Easily develop, deploy, and integrate HP and third-party solutions with the HP Open Extensibility Platform (OXP). Add features such as card readers and more through the Hardware Integration Pocket (HIP).¹⁰

Add another layer of protection and further safeguard information stored on the device, using the optional HP Trusted Platform Module.¹¹



Build business efficiency

Centralize control of your printing environment with HP Web Jetadmin—and help build business efficiency.¹² Optional HP JetAdvantage Security Manager offers an effective, policy-based approach to help secure HP printing and imaging devices.¹³ Easily set security configuration policies and automatically validate settings for every HP printer and MFP in your fleet.

Simplify business printing with the industry's first SaaS (Software as a Service) portal¹⁴ for managing both apps and users.¹⁵

Save IT time and make printing easy for the entire enterprise by using a single driver for all HP devices.¹⁶

➡ For more information about security, please see Appendix A, page 17; for details about fleet management, please see Appendix B, page 20.

Give workgroups the speed they need



Accelerate workflow, improve accuracy, and easily connect people throughout your organization. Complete high-volume scan jobs super-fast—up to 240 ipm for Flow models⁶—and avoid extra steps with a Flow MFP designed for maximum productivity.



Easily scan and edit text

Capture text from documents with high accuracy. Easily scan documents and save as a Microsoft Word or searchable PDF file with HP Scan and I.R.I.S. Readiris™ Pro OCR Software.

Preview and edit scans, adjust images, and launch print, scan, copy, and fax (optional) jobs—all at the 8.0-inch (20.3 cm) color touchscreen. For more information, see Appendix C on page 21.



Fast scanning and input

Enter data more quickly and accurately using the pull-out keyboard, one of the features available on all Flow models.¹⁷

Turn stacks of paper documents into digital files. Load up to 250 pages into the automatic document feeder (ADF) (E72500 Flow models and all models of the E82500 series) for fast, unattended scanning.¹⁸

Walk up and print from or scan to a memory device using the easy-access USB port.¹⁹



Every page, every time

Capture every page easily—with confidence. HP EveryPage gives employees smooth paper-handling capabilities to detect potential errors or missed pages on the spot—for scan jobs of all kinds.¹⁷

Help ensure every scanned document is properly oriented, cropped to size, and grayscale-optimized.

Flow MFP features¹⁷



HP EveryPage
featuring ultrasonic
multi-feed detection



240
ipm⁶
Faster scan
speeds



Automatic
page orientation, auto-
crop, and auto-tone



Pull-out
keyboard




Built-in
OCR



250
sheets¹⁸
Higher capacity
ADF

Product walk-around

HP LaserJet Managed Flow MFP E72535z shown



Series at a glance

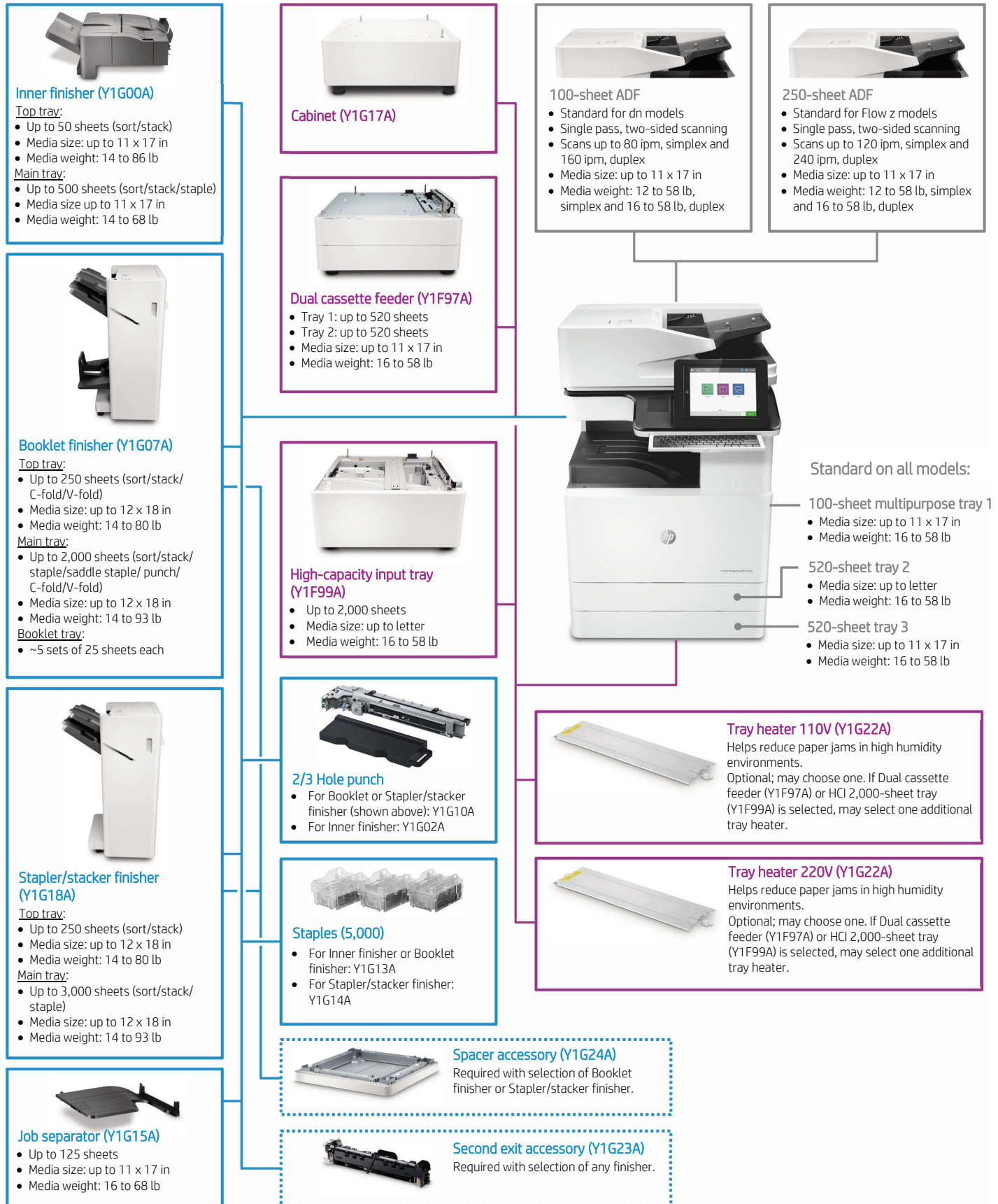


Model	MFP E72525dn	Flow MFP E72525z	MFP E72530dn	Flow MFP E72530z	MFP E72535dn	Flow MFP E72535z
Engine part number	X3A67A	X3A70A	X3A67A	X3A70A	X3A67A	X3A70A
Speed option number	X3A60A	X3A59A	X3A63A	X3A62A	X3A66A	X3A65A
Functions	Print, copy, and scan (fax and wireless optional) <i>(all models)</i>					
Print speed (letter and A4)⁵	Up to 25 ppm	Up to 25 ppm	Up to 30 ppm	Up to 30 ppm	Up to 35 ppm	Up to 35 ppm
ADF capacity; supports media sizes up to 11 x 17 inches (A3)	100 sheets	250 sheets	100 sheets	250 sheets	100 sheets	250 sheets
Scan speeds (letter and A4, black and color)⁶	80 ppm/160 ipm, simplex/duplex	120 ppm/240 ipm, simplex/duplex	80 ppm/160 ipm, simplex/duplex	120 ppm/240 ipm, simplex/duplex	80 ppm/160 ipm, simplex/duplex	120 ppm/240 ipm, simplex/duplex
Input capacity	Standard: 1,140 sheets; Maximum: 3,140 sheets <i>(all models)</i>					
Advanced workflow features	Send to Microsoft SharePoint	Same as E72525dn, plus: HP EveryPage technology, pull-out keyboard, auto-tone, auto-orientation, auto-page-crop, embedded OCR	Send to Microsoft SharePoint	Same as E72530dn, plus: HP EveryPage technology, pull-out keyboard, auto-tone, auto-orientation, auto-page-crop, embedded OCR	Send to Microsoft SharePoint	Same as E72535dn, plus: HP EveryPage technology, pull-out keyboard, auto-tone, auto-orientation, auto-page-crop, embedded OCR

HP LaserJet Managed MFP E72500 series – Configuration

Select only one finisher accessory:²⁰
RECOMMENDED

Select only one input accessory:²¹
REQUIREMENTS VARY BY REGION



Product walk-around

HP LaserJet Managed Flow MFP E82560z shown



Series at a glance



Model	MFP E82540dn	Flow MFP E82540z	MFP E82550dn	Flow MFP E82550z	MFP E82560dn	Flow MFP E82560z
Engine part number	X3A79A	X3A82A	X3A79A	X3A82A	X3A79A	X3A82A
Speed option number	X3A69A	X3A68A	X3A72A	X3A71A	X3A75A	X3A74A
Functions	Print, copy, and scan (fax and wireless optional) <i>(all models)</i>					
Print speed (letter and A4)⁵	Up to 40 ppm	Up to 40 ppm	Up to 50 ppm	Up to 50 ppm	Up to 60 ppm	Up to 60 ppm
ADF capacity; supports media sizes up to 11 x 17 inches (A3)	250 sheets	250 sheets	250 sheets	250 sheets	250 sheets	250 sheets
Scan speeds (letter and A4, black and color)⁶	90 ppm/180 ipm, simplex/duplex	120 ppm/240 ipm, simplex/duplex	90 ppm/180 ipm, simplex/duplex	120 ppm/240 ipm, simplex/duplex	90 ppm/180 ipm, simplex/duplex	120 ppm/240 ipm, simplex/duplex
Input capacity	Standard: 1,140 sheets; Maximum: 6,140 sheets <i>(all models)</i>					
Advanced workflow features	Send to Microsoft SharePoint	Same as E82540dn, plus: HP EveryPage technology, pull-out keyboard, auto-tone, auto-orientation, auto-page-crop, embedded OCR	Send to Microsoft SharePoint	Same as E82550dn, plus: HP EveryPage technology, pull-out keyboard, auto-tone, auto-orientation, auto-page-crop, embedded OCR	Send to Microsoft SharePoint	Same as E82560dn, plus: HP EveryPage technology, pull-out keyboard, auto-tone, auto-orientation, auto-page-crop, embedded OCR

HP LaserJet Managed MFP E82500 series – Configuration

Select only one finisher accessory:²²

RECOMMENDED

Select input accessory:²³

REQUIREMENTS VARY BY REGION

Inner finisher (Y1G00A)
Top tray:
 • Up to 50 sheets (sort/stack)
 • Media size: up to 11 x 17 in
 • Media weight: 14 to 86 lb
Main tray:
 • Up to 500 sheets (sort/stack/staple)
 • Media size up to 11 x 17 in
 • Media weight: 14 to 68 lb

Booklet finisher (Y1G07A)
Top tray:
 • Up to 250 sheets (sort/stack/
 C-fold/V-fold)
 • Media size: up to 12 x 18 in
 • Media weight: 14 to 80 lb
Main tray:
 • Up to 2,000 sheets (sort/stack/
 staple/saddle staple/ punch/
 C-fold/V-fold)
 • Media size: up to 12 x 18 in
 • Media weight: 14 to 93 lb
Booklet tray:
 • ~5 sets of 25 sheets each

Stapler/stacker finisher (Y1G18A)
Top tray:
 • Up to 250 sheets (sort/stack)
 • Media size: up to 12 x 18 in
 • Media weight: 14 to 80 lb
Main tray:
 • Up to 3,000 sheets (sort/stack/
 staple)
 • Media size: up to 12 x 18 in
 • Media weight: 14 to 93 lb

Job separator (Y1G01A)
 • Up to 125 sheets
 • Media size: up to 11 x 17 in
 • Media weight: 16 to 68 lb

Cabinet (Y1G16A)

Dual cassette feeder (Y1F98A)
 • Tray 1: up to 520 sheets
 • Tray 2: up to 520 sheets
 • Media size: up to 11 x 17 in
 • Media weight: 16 to 58 lb

High-capacity input tray (Y1G21A)
 • Up to 2,000 sheets
 • Media size: up to letter
 • Media weight: 16 to 58 lb

2/3 Hole punch
 • For Booklet or Stapler/stacker finisher (shown above): Y1G10A
 • For Inner finisher: Y1G02A

Staples (5,000)
 • For Inner finisher or Booklet finisher: Y1G13A
 • For Stapler/stacker finisher: Y1G14A

Standard on all models:

- 250-sheet ADF
 - Single pass, two-sided scanning
 - Scans up to 120 ipm, simplex and 240 ipm, duplex
 - Media size: up to 11 x 17 in
 - Media weight: 12 to 58 lb, simplex and 16 to 58 lb, duplex
- 100-sheet multipurpose tray 1
 - Media size: up to 11 x 17 in
 - Media weight: 16 to 58 lb
- 520-sheet tray 2
 - Media size: up to letter
 - Media weight: 16 to 58 lb
- 520-sheet tray 3
 - Media size: up to 11 x 17 in
 - Media weight: 16 to 58 lb

High-capacity side input tray (Y1G20A)
 • Up to 3,000 sheets
 • Media size: up to letter
 • Media weight: 16 to 80 lb
 • Requires selection of either the Dual cassette feeder or the HCI 2,000-sheet input tray

Tray heater 110V (Y1G22A)
 Helps reduce paper jams in high humidity environments.
 Optional; may choose one. If Dual cassette feeder (Y1F98A) or HCI 2,000-sheet tray (Y1G21A) is selected, may select one additional tray heater.

Tray heater 220V (Y1G22A)
 Helps reduce paper jams in high humidity environments.
 Optional; may choose one. If Dual cassette feeder (Y1F98A) or HCI 2,000-sheet tray (Y1G21A) is selected, may select one additional tray heater.

Paper-handling accessories

All MFP E72500 and E82500 series models come standard with the following input trays: 100-sheet multipurpose tray that supports media sizes up to 11 x 17 inches (A3), 520-sheet tray 2 that supports media sizes up to letter (A4), and 520-sheet tray 3 that supports media sizes up to 11 x 17 inches (A3). The MFP E72500 and E82500 series may be configured with optional input and finisher accessories described in the tables below.

Other optional accessories, such as hole punch accessories, are included in the Ordering information on page 15.

HP LaserJet Managed MFP E72525/E72530/E72535



Cabinet (Y1G17A)²¹

Dual cassette feeder (Y1F97A)²¹

High-capacity input tray (Y1F99A)²¹

Inner finisher (Y1G00A)^{20,24}

Booklet finisher (Y1G07A)^{20,25}

Stapler/stacker finisher (Y1G18A)^{20,25}

Requirements vary by region; only one can be added at a time.

One finisher accessory is recommended; only one can be added at a time.

Input capacity: N/A

Tray 1: up to 520 sheets
Tray 2: up to 520 sheets

Up to 2,000 sheets

Top tray: up to 50 sheets
Main (finishing) tray: up to 500 sheets

Requires selection of HP LaserJet Second Exit (Y1G23A)

Top tray: up to 250 sheets
Main (finishing) tray: up to 3,000 sheets

Booklet tray: ~5 sets of 25 sheets each

Requires selection of HP LaserJet Second Exit (Y1G23A) and HP LaserJet Spacer (Y1G24A)

Top tray: up to 250 sheets
Main (finishing) tray: up to 3,000 sheets

Requires selection of HP LaserJet Second Exit (Y1G23A) and HP LaserJet Spacer (Y1G24A)

HP LaserJet Managed MFP E82540/E82550/E82560



Cabinet (Y1G16A)²³

Dual cassette feeder (Y1F98A)²³

High-capacity input tray (Y1G21A)²³

High-capacity side input tray (Y1G20A)²⁶

Inner finisher (Y1G00A)²²

Booklet finisher (Y1G07A)²²

Stapler/stacker finisher (Y1G18A)²²

Requirements vary by region; only one can be added at a time.
Exception: HCI side input tray requires either the Dual cassette feeder or the HCI 2,000-sheet tray.

One finisher accessory is recommended; only one can be added at a time.

Input capacity: N/A

Tray 1: up to 520 sheets
Tray 2: up to 520 sheets

Up to 2,000 sheets

Up to 3,000 sheets

Top tray: up to 50 sheets
Main (finishing) tray: up to 500 sheets

Top tray: up to 250 sheets
Main (finishing) tray: up to 3,000 sheets
Booklet tray: ~5 sets of 25 sheets each

Top tray: up to 250 sheets
Main (finishing) tray: up to 3,000 sheets

Technical specifications

	HP LaserJet Managed MFP E72500 series – dn models	HP LaserJet Managed MFP E72500 series – Flow z models	HP LaserJet Managed MFP E82500 series – dn models	HP LaserJet Managed MFP E82500 series – Flow z models
Engine part number	X3A67A	X3A70A	X3A79A	X3A82A
Speed option part number	E72525dn: X3A60A E72530dn: X3A63A E72535dn: X3A66A	E72525z: X3A59A E72530z: X3A62A E72535z: X3A65A	E82540dn: X3A69A E82550dn: X3A72A E82560dn: X3A75A	E82540z: X3A68A E82550z: X3A71A E82560z: X3A74A
Control panel/data entry	8.0-inch (20.3 cm) pivoting color touchscreen; easy-access USB; ¹⁹ Hardware Integration Pocket ¹⁰			
		Plus: pull-out keyboard		Plus: pull-out keyboard
Print speed (letter and A4)⁵	E72525dn/z: Up to 25 ppm E72530dn/z: Up to 30 ppm E72535dn/z: Up to 35 ppm		E82540dn/z: Up to 40 ppm E82550dn/z: Up to 50 ppm E82560dn/z: Up to 60 ppm	
Print resolution	Up to 600 x 600 dpi (<i>all models</i>)			
Scanning resolution	Up to 600 x 600 dpi (<i>all models</i>)			
ADF scan speed (letter and A4, black and color)⁶				
Single-sided	Up to 80 ppm	Up to 120 ppm	Up to 90 ppm	Up to 120 ppm
Two-sided	Up to 160 ipm	Up to 240 ipm	Up to 180 ipm	Up to 240 ipm
Features				
Printing	HP Laser technology, print preview, automatic two-sided printing, portrait/landscape orientation, black ink only, control panel shortcuts, store print jobs Better remote diagnosis and repair; higher first-time fix rates; full toner, LLC utilization; capture un-billed pages from reconnected network devices, personal printers; onsite access to service training; A3 LaserJets are designed for fewer LLC replacements ² and faster repairs			
Scanning	Flatbed scanner: 11.7 x 17 in (297 x 432 mm); ADF with single-pass, two-sided scanning up to 11.7 x 17 in (297 x 432 mm); Scan input modes: Front panel applications: Copy, E-mail, Fax, Save to Network Folder, Save to USB, Save to Device Memory; Open Extensibility Platform (XP) applications Advanced features: Optimize text/picture, image adjustments, job build, output quality setting, selectable scan resolution up to 600 dpi, auto detect color, edge erase, job notification, blank page suppression; Quick Sets; Scan file format: JPEG, PDF, TIFF, XPS			
		Plus: HP EveryPage with ultrasonic multi-feed detection, embedded optical character recognition (OCR), auto-orientation, auto-crop-to-page, auto-tone		Plus: HP EveryPage with ultrasonic multi-feed detection, embedded optical character recognition (OCR), auto-orientation, auto-crop-to-page, auto-tone
Digital sending	Scan to email, save to network folder, save to USB drive, send to SharePoint, send to FTP, send to sFTP, send to LAN fax, send to Internet fax, Local Address Book, SMTP over SSL, blank page removal, edge erase, auto color sense, auto-crop to content, compact PDF, auto-tone scale, auto-orientation, multi-pick detect, auto-straighten, auto-crop-to-page			
File formats	Digital send: PDF, Hi-compression PDF, JPEG, TIFF, MTIFF, XPS, PDF/A Scan to easy-access USB: PDF, JPEG, TIFF, MTIFF, XPS, PDF/A Print from easy-access USB: PDF, PS, Print Ready files (.prn, .pcl, .cht)	Digital send: PDF, Hi-compression PDF, JPEG, TIFF, MTIFF, XPS, PDF/A, TEXT (OCR), Unicode TEXT (OCR), RTF (OCR), Searchable PDF (OCR), HTML (OCR), CSV (OCR) Scan to easy-access USB: PDF, JPEG, TIFF, MTIFF, XPS, PDF/A, TEXT (OCR), Unicode TEXT (OCR), RTF (OCR), Searchable PDF (OCR), HTML (OCR), CSV (OCR) Print from easy-access USB: PDF, PS, Print Ready files (.prn, .pcl, .cht)	Digital send: PDF, Hi-compression PDF, JPEG, TIFF, MTIFF, XPS, PDF/A Scan to easy-access USB: PDF, JPEG, TIFF, MTIFF, XPS, PDF/A Print from easy-access USB: PDF, PS, Print Ready files (.prn, .pcl, .cht)	Digital send: PDF, Hi-compression PDF, JPEG, TIFF, MTIFF, XPS, PDF/A, TEXT (OCR), Unicode TEXT (OCR), RTF (OCR), Searchable PDF (OCR), HTML (OCR), CSV (OCR) Scan to easy-access USB: PDF, JPEG, TIFF, MTIFF, XPS, PDF/A, TEXT (OCR), Unicode TEXT (OCR), RTF (OCR), Searchable PDF (OCR), HTML (OCR), CSV (OCR) Print from easy-access USB: PDF, PS, Print Ready files (.prn, .pcl, .cht)
Copying	Two-sided copying, reduce/enlarge from scanner glass (25 to 400%), scalability, image adjustments (darkness, contrast, background cleanup, sharpness), optimized text/picture (text, mixed, printed picture, photograph), N-Up, N or Z-ordering, content orientation, collation, booklet, ID scan, job build, job storage, watermark, stamps, book mode scans, erase edges, automatically detect color/mono, image preview; Copy resolution: Up to 600 x 600 dpi			
Optional faxing	Fax speed: ²⁷ 3 seconds per page/33.6 kbps (letter/A4); fax forwarding, receive fax polling, speed dial up to 1000 numbers, each with 210 destinations, auto-fax reduction, auto-redialing, stored faxes, fax archiving Fax resolution: Up to 300 x 300 dpi (400 x 400 dpi for received faxes only)			

	HP LaserJet Managed MFP E72500 series – dn models	HP LaserJet Managed MFP E72500 series – Flow z models	HP LaserJet Managed MFP E82500 series – dn models	HP LaserJet Managed MFP E82500 series – Flow z models
Processor	800 MHz (<i>all models</i>)			
Memory (standard and maximum)	6 GB	7 GB	7 GB (<i>all E82500 series models</i>)	
Storage	<p>16 GB encrypted eMMC (for stored jobs and solutions) and one 320 GB Standard embedded HP High-Performance Secure Hard Disk (for copy/scan functions); AES 256 hardware encryption or greater); Secure erase capabilities (Secure File Erase-Temporary Job Files, Secure Erase-Job Data, Secure ATA Erase-Disk)²⁸</p> <p>Note: After key system and software resources are uploaded to the device, there is ~5 GB remaining for print job storage purposes. By upgrading to the optional 500 GB HDD, you will have ~489 GB remaining for print job storage purposes after resources are loaded.</p> <p>Optional: HP High-Performance Secure Hard Disk, 500 GB (B5L29A) can be used in place of the 16 GB eMMC²⁹</p>	<p>Two 320 GB Standard, embedded High-Performance Secure Hard Disk (total 640 GB); AES 256 hardware encryption or greater); Secure erase capabilities (Secure File Erase-Temporary Job Files, Secure Erase-Job Data, Secure ATA Erase-Disk)</p> <p>Optional: HP High-Performance Secure Hard Disk, 500 GB (B5L29A) can be used in place of one 320 GB HDD²⁹</p>		
Durability ratings				
RMPV ³⁰	As high as 50,000 pages		As high as 100,000 pages	
Duty cycle ³¹	Up to 300,000 pages (<i>all models</i>)			
Media specifications				
Input capacity	Up to 1,140 sheets, standard; up to 3,140 sheets, maximum ⁸ Tray 1: up to 100 sheets Tray 2: up to 520 sheets Tray 3: up to 520 sheets		Up to 1,140 sheets, standard; up to 6,140 sheets, maximum ⁸ Tray 1: up to 100 sheets Tray 2: up to 520 sheets Tray 3: up to 520 sheets	
Output capacity	500-sheet face-down output bin (<i>all models</i>)			
Two-sided printing	Automatic (<i>all models</i>)			
Media sizes	<p>Tray 1: Letter, letter R, legal, executive, statement, Oficio, 11 x 17 in, 12 x 18 in, 4 x 6 in, 5 x 7 in, 5 x 8 in, 10 x 15 in, 8K, 16K, envelopes (No. 9, No. 10, Monarch); A3, A4, A4R, A5, A5R, A6, SRa3, SRA3, Ra4, B4 (JIS), B5 (JIS), B6 (JIS), Oficio, 8K, 16K, Postcard, Dpostcard (JIS), envelopes (B5, C5, C6, DL); Custom media sizes: 3.9 x 5.6 to 12.8 x 18.3 in; 98 x 139.7 to 320 to 457 mm</p> <p>Tray 2: Letter, letter R, legal, executive, statement, Oficio, 4 x 6 in, 5 x 7 in, 5 x 8 in, 10 x 15 in, 16K, envelopes (No. 9, No. 10, Monarch); A4, A4R, A5, A5R, A6, Ra4, B4 (JIS), B5 (JIS), B6 (JIS), Oficio, 8K, 16K, envelopes (B5, C5, C6, DL); Custom media sizes: 3.9 x 5.6 in to 11.9 x 15.6 in; 98 x 139.7 to 297 to 390 mm</p> <p>Tray 3: Letter, letter R, legal, executive, statement, Oficio, 11 x 17 in, 12 x 18 in, 8K, 16K; A3, A4, A4R, A5, A5R, A6, SRa3, SRA3, Ra4, B4 (JIS), B5 (JIS), B6 (JIS), Oficio, 8K, 16K, Postcard, Dpostcard (JIS), envelope (B5, C5, C6, DL); Custom media sizes: 3.9 x 5.6 in to 12.8 x 18.3 in; 98 x 139.7 to 320 to 457.2 mm</p> <p>Duplex: Letter, letter R, legal, executive, statement, Oficio, 11 x 17 in, 12 x 18 in, 8K, 16K; A3, A4, A4R, A5, A5R, A6, SRa3, SRA3, Ra4, B4 (JIS), B5 (JIS), B6 (JIS), Oficio, 8K, 16K, Dpostcard (JIS)</p> <p>ADF: Legal, Oficio, executive, statement, ledger; A3, A4, A4R, A5, A6, B4, B5, 16K, Dpostcard (JIS)</p>			
Media weights	<p>Trays 1, 2, and 3: 16 to 58 lb; 60 to 70 g/m² (thin), 71 to 90 g/m² (plain), 91 to 105 g/m² (thick), 106 to 176 g/m² (heavy), 177 to 220 g/m² (extra heavy), 106 to 163 g/m² (thin glossy)</p> <p>ADF: Simplex: 12 to 58 lb (45 to 220 g/m²); Duplex: 16 to 58 lb (60 to 220 g/m²)</p>			
Media types	Plain, HP EcoFFICIENT, HP Matte 90g, Light 60-74g, Intermediate 85-95g, Light Bond, Bond, Heavy Bond, Recycled, HP Matte 105g, HP Matte 120g, HP Soft Gloss 120g, HP Glossy 120g, Mid-Weight 96-110g, Heavy 11-130g, Mid-Wt Glossy 96-110g, Heavy Glossy 111-130g, HP Matte 150g, HP Glossy 150g, Extra Heavy 131-175g, Extra Heavy Glossy 131-175g, HP Matte 150g, HP Glossy 200g, Cardstock 176-220g, Card Glossy 176-220g, Light Paperboard 221-255g, Paperboard 256-300g, Heavy paperboard, Mono transparency, Labels, Letterhead, Envelope, Heavy Envelope, Preprinted, Prepunched, Colored			
Print languages	HP PCL 6, HP PCL 5c, HP Postscript level 3 emulation, PDF (v 1.7), Apple® AirPrint ^{®32} compatible			

	HP LaserJet Managed MFP E72500 series – dn models	HP LaserJet Managed MFP E72500 series – Flow z models	HP LaserJet Managed MFP E82500 series – dn models	HP LaserJet Managed MFP E82500 series – Flow z models
Fonts and typefaces	84 scalable TrueType fonts (<i>all models</i>)			
Connectivity	Standard: 2 Hi-Speed USB 2.0 Host; Hi-Speed USB 2.0 device; Gigabit Ethernet 10/100/1000T network; Hardware Integration Pocket ¹⁰ Optional: Fax modem			
Mobile printing capability	Management security: SNMPv3, SSL/TLS, WPA2-Enterprise, 802.1X authentication (EAP-PEAP, EAP-TLS), IPP over TLS, IPsec/Firewall with Certificate, Pre-Shared Key Authentication, and Kerberos Authentication; Support for HP Web Jetadmin 10; ¹² IPsec Configuration using IPsec Plug-in			
Network capabilities	Standard: Built-in Gigabit 10/100/1000T Ethernet Optional: Wireless networking ³³ and NFC touch-to-print ³⁴			
Network protocols	IPv4/IPv6: Apple Bonjour Compatible (Mac OS 10.2.4 or higher), SNMPv1/v2c/v3, HTTP, HTTPS, FTP, TFTP, Port 9100, LPD, WS Discovery, IPP, Secure-IPP, IPsec/Firewall; IPv6: DHCPv6, MLDv1, ICMPv6; IPv4: Auto-IP, SLP, Telnet, IGMPv2, BOOTP/DHCP, WINS, IP Direct Mode, WS Print; Other: NetWare NDS, Bindery, NDPS, HP ePrint; ³⁵ Google Cloud Print™ 2.0			
Security management	SNMPv3, SSL/TLS, WPA2-Enterprise, 802.1X authentication (EAP-PEAP, EAP-TLS), IPP over TLS, IPsec/Firewall with Certificate, Pre-Shared Key Authentication, and Kerberos Authentication; Support for HP Web Jetadmin 10; ¹² IPsec Configuration using IPsec Plug-in			
Printer management	Printer Administrator Resource Kit for HP Universal Print Driver (UPD) Active Directory Administrator Template, Add Print Model to Comments, AutoUpgradeUPD, Driver Configuration Utility, Driver Deployment Utility, HP Managed Printing Administration, PRNCON.EXE, HPPRLOG, Migrate-Server-Tools, UpdateNow, Remove Plug and Play Drivers; ¹⁶ HP Web Jetadmin ¹² software; Resource Kit for HP Web Jetadmin (HP SNMP Proxy Agent, HP WS Pro Proxy Agent); HP JetAdvantage Security Manager ¹³			
Compatible operating systems³⁶	Windows® OS: Windows 10 all 32- and 64-bit editions (excluding RT OS for Tablets), Windows 7 all 32- and 64-bit editions, Windows 8/8.1 all 32- and 64-bit editions (excluding RT OS for Tablets), Windows Vista® all 32-bit editions (Home Basic, Premium, Professional, etc.), Windows XP® SP3 32-bit editions (XP Home, XP Pro, etc.) Mac OS: 10.12 Sierra, OS X 10.10 Yosemite, OS X 10.11 El Capitan Mobile OS: Android™ Linux OS (In-OS HPLIP): Linux Boss (3.0, 5.0) http://hplipopensource.com/hplip-web/index.html , Linux Debian (6.0.x, 7.x), Linux Fedora (17, 18, 19, 20), Linux Mint (13, 14, 15, 16, 17), Linux SUSE (12.2, 12.3, 13.1), Linux Ubuntu (10.04, 11.10, 12.04, 12.10, 13.04, 13.10, 14.04, 14.10) Other OS: UNIX®			
Compatible network operating systems	Citrix MetaFrame Presentation Server 3.0, Citrix MetaFrame XP Presentation Server (Feature Release 1, 2, and 3), Citrix on Windows Server® 2003/2003R2, Citrix on Windows Server 2008/2008R2/2008 R2 SP1 Citrix on Windows Server 2012/2012R2, Citrix Presentation Server 4.0/4.5, Citrix XenApp 5.0 (Plus Feature Pack 2 & 3) for Windows Server 2008 Terminal Services 32- and 64-bit, Citrix XenApp 6.0/6.5 (for Windows Server 2008 R2 Terminal Services, 32- and 64-bit), Citrix XenApp 6.0/6.5/7.5 (for Windows Server 2008 R2 SP1 Terminal Services, 32- and 64-bit), Citrix XenApp 7.5 (for Windows Server 2012 and 2012 R2 Terminal Services, 64-bit), Citrix XenDesktop 5.6 (for Windows Server 2008 R2 Terminal Services, 32- and 64-bit), Citrix XenDesktop 5.6/7.0/7.5 (for Windows Server 2008 R2 SP1 Terminal Services, 32- and 64-bit), Citrix XenDesktop 7.0/7.5 (for Windows Server 2012 and 2012 R2 Terminal Services, 64-bit), NetWare 6.5/SP8 Novell Clients www.novell.com/iprint , Novell iPrint Appliance v1.0, Novell Open Enterprise Server 11/SP1, Novell Open Enterprise Server 2 for Linux, Novell Servers www.novell.com/iprint Windows Server 2003/2003 R2 32-/64-bit (SP1/SP2) Standard/Enterprise/Datacenter (+ Cluster & Terminal Services), Windows Server 2003/2003 R2 32-bit (SP1/SP2) Standard/Enterprise (+ Cluster & Terminal Services), Windows Server 2008 32-/64-bit (SP2) Standard/Enterprise (+ Cluster & Terminal Services), Windows Server 2008 R2 64-bit (SP1) Standard/Enterprise (+ Cluster & Terminal Services), Windows Server 2008/2008 R2 32-/64-bit (SP1/SP2) Standard/Enterprise/Datacenter (+ Cluster & Terminal Services), Windows Server 2012/2012 R2 64-bit Standard/Foundation/Essentials/Datacenter (+ Cluster & Terminal Services), Windows Server 2016/ 64-bit Standard/ Essential/Datacenter (+ Cluster & Terminal Services)			
System requirements, Windows	A compatible operating system (see above); 200 MB available hard disk space; CD-ROM or DVD drive, or Internet connection; Dedicated USB or network connection or Wireless connection; OS hardware requirements (see microsoft.com)			
System requirements, Macintosh	A compatible operating system (see above); Internet; 1 GB available hard disk space; USB; OS hardware requirements (see apple.com)			
Dimensions (width x depth x height)	22.4 x 28.9 x 32.6 in (570 x 735 x 827 mm)	23 x 30.5 x 34.5 in (585 x 775.9 x 877.5 mm)	23 x 30.3 x 36.7 in (585 x 785 x 932.2 mm)	
Weight	150.2 lb (68.13 kg)		210.8 lb (95.6 kg)	
What's in the box	HP LaserJet Managed MFP; TCU; Drums; Assy-Color WG Nameplate and Label; Power cords; Assembly-CD WW; Hardware install and setup documentation; Support flyers; DOES NOT INCLUDE TONER			
Warranty	90-day parts only; extended warranty and support options vary by product, country, and local legal requirements. Go to hp.com/support to learn about HP award-winning service and support options in your region.			
Software included	HP Connected, HP Device Experience (DXP), HP PCL 6 Printer Driver, HP Software Installer/Uninstaller, Mac OS Welcome Screen (directs users to 123.hp.com or OS App Source for printer software), Online user manuals			
HP SureSupply supported	HP SureSupply alerts you when your print cartridge is running low and helps you purchase online or locally through HP or a participating retailer. Only available with Original HP supplies; Internet access required. To learn more, visit hp.com/go/SureSupply .			

Environmental and power specifications

	HP LaserJet Managed MFP E72500 series – dn models	HP LaserJet Managed MFP E72500 series – Flow z models	HP LaserJet Managed MFP E82500 series – dn models	HP LaserJet Managed MFP E82500 series – Flow z models
Environmental ranges				
Temperatures	Recommended operating range: 59 to 86° F (15 to 30° C); Operating range: 59 to 86° F (15 to 30° C)			
Relative Humidity	Recommended operating range: 20 to 80% RH; Operating range: 20 to 80% RH			
Acoustic pressure emissions^{37,38}	<p>E72525dn: Ready mode: inaudible Active print: 49 dB(A)³⁹ Active copy: 52 dB(A) Active scan: 47/54 dB(A) (44/85 ipm)</p> <p>E72530dn: Ready mode: inaudible Active print: 50 dB(A)⁴⁰ Active copy: 52 dB(A) Active scan: 47/54 dB(A) (44/85 ipm)</p> <p>E72535dn: Ready mode: inaudible Active print: 51 dB(A)⁴¹ Active copy: 53 dB(A) Active scan: 47/54 dB(A) (44/85 ipm)</p>	<p>E72525z: Ready mode: inaudible Active print: 50 dB(A)³⁹ Active copy: 52 dB(A) Active scan: 49/60 dB(A) (47/124 ipm)</p> <p>E72530z: Ready mode: inaudible Active print: 50 dB(A)⁴⁰ Active copy: 53 dB(A) Active scan: 49/60 dB(A) (47/124 ipm)</p> <p>E72535z: Ready mode: inaudible Active print: 51 dB(A)⁴¹ Active copy: 53 dB(A) Active scan: 49/60 dB(A) (47/124 ipm)</p>	<p>E82540dn: Ready mode: inaudible Active print: 50 dB(A)⁴² Active copy: 55 dB(A) Active scan: 57 dB(A)</p> <p>E82550dn: Ready mode: inaudible Active print: 50 dB(A)⁴³ Active copy: 55 dB(A) Active scan: 57 dB(A)</p> <p>E82560dn: Ready mode: inaudible Active print: 51 dB(A)⁴⁴ Active copy: 56 dB(A) Active scan: 57 dB(A)</p>	<p>E82540z: Ready mode: inaudible Active print: 50 dB(A)⁴² Active copy: 55 dB(A) Active scan: 57 dB(A)</p> <p>E82550z: Ready mode: inaudible Active print: 50 dB(A)⁴³ Active copy: 55 dB(A) Active scan: 57 dB(A)</p> <p>E82560z: Ready mode: inaudible Active print: 51 dB(A)⁴⁴ Active copy: 56 dB(A) Active scan: 57 dB(A)</p>
Acoustic power emissions^{37,38,45}	<p>E72525dn: Ready mode: inaudible Active print: 6.5 B(A)³⁹ Active copy: 6.7 B(A) Active scan: 6.2/6.9 B(A) (44/85 ipm)</p> <p>E72530dn: Ready mode: inaudible Active print: 6.6 B(A)⁴⁰ Active copy: 6.8 B(A) Active scan: 6.2/6.9 B(A) (44/85 ipm)</p> <p>E72535dn: Ready mode: inaudible Active print: 6.8 B(A)⁴¹ Active copy: 6.8 B(A) Active scan: 6.2/6.9 B(A) (44/85 ipm)</p>	<p>E72525z: Ready mode: inaudible Active print: 6.5 B(A) Active copy: 6.8 B(A) Active scan: 6.5/7.6 B(A) (47/124 ipm)</p> <p>E72530z: Ready mode: inaudible Active print: 6.6 B(A) Active copy: 6.8 B(A) Active scan: 6.5/7.6 B(A) (47/124 ipm)</p> <p>E72535z: Ready mode: inaudible Active print: 6.7 B(A) Active copy: 6.9 B(A) Active scan: 6.5/7.6 B(A) (47/124 ipm)</p>	<p>E82540dn: Ready mode: inaudible Active print: 6.6 B(A)⁴² Active copy: 7.0 B(A) Active scan: 7.2 B(A)</p> <p>E82550dn: Ready mode: inaudible Active print: 6.6 B(A)⁴³ Active copy: 7.0 B(A) Active scan: 7.2 B(A)</p> <p>E82560dn: Ready mode: inaudible Active print: 6.7 B(A)⁴⁴ Active copy: 7.1 B(A) Active scan: 7.2 B(A)</p>	<p>E82540z: Ready mode: inaudible Active print: 6.6 B(A) Active copy: 7.0 B(A) Active scan: 7.2 B(A)</p> <p>E82550z: Ready mode: inaudible Active print: 6.6 B(A) Active copy: 7.0 B(A) Active scan: 7.2 B(A)</p> <p>E82560z: Ready mode: inaudible Active print: 6.7 B(A) Active copy: 7.1 B(A) Active scan: 7.2 B(A)</p>
Power specifications⁴⁶				
Power supply	Built-in; Input voltage: 110 to 220 VAC (+/- 10%), 50/60 Hz (+/- 3 Hz)			
Power consumption	<p>E72525dn/z: Printing/copying: 664 watts; Ready: 81 watts; Sleep: 11 watts; Auto-Off: 0.5 watts; Manual Off: 0.1 watts</p> <p>E72530dn/z: Printing/copying: 752 watts; Ready: 91 watts; Sleep: 11 watts; Auto-Off: 0.5 watts; Manual Off: 0.1 watts</p> <p>E72535dn/z: Printing/copying: 789 watts; Ready: 89 watts; Sleep: 11 watts; Auto-Off: 0.5 watts; Manual Off: 0.1 watts</p>		<p>E82540dn/z: Printing/copying: 867 watts; Ready: 65 watts; Sleep: 11 watts; Auto-Off: 0.5 watts; Manual Off: 0.1 watts</p> <p>E82550dn/z: Printing/copying: 998 watts; Ready: 65 watts; Sleep: 11 watts; Auto-Off: 0.5 watts; Manual Off: 0.1 watts</p> <p>E82560dn/z: Printing/copying: 1090 watts; Ready: 65 watts; Sleep: 11 watts; Auto-Off: 0.5 watts; Manual Off: 0.1 watts</p>	
Typical Electricity Consumption (TEC)	<p>E72525dn/z: 1.571 kWh/week</p> <p>E72530dn/z: 2.004 kWh/week</p> <p>E72535dn/z: 2.348 kWh/week</p>		<p>E82540dn/z: 2.692 kWh/week</p> <p>E82550dn/z: 3.299 kWh/week</p> <p>E82560dn/z: 3.963 kWh/week</p>	
Environmental specifications	ENERGY STAR® certified, CECP, EPEAT® Silver ⁴⁷			
Safety and regulatory compliance	IEC 60950-1:2005 +A1:2009 +A2:2013 (International); EN60950-1:2006 +A11:2009 +A1:2010 +A12:2011 +A2:2013 (EU); EN 60825-1:2014 / IEC 60825-1:2014 (Class 1 Laser Product); EN 62479:2010 / IEC 62479:2010; EN 62471-1:2008 / IEC 62471-1:2006; Low Voltage Directive 2014/35/EU with CE Mark (Europe); GS Certificate (Germany, Europe); UL/cUL Listed and UC CoC (US/Canada); CAN/CSA C22.2 No. 60950-1-07 2nd Ed. 2011-12; Compliance with Laser safety standards 21 CFR 1040.10 and 1040.11 except for deviations pursuant to Laser notice No. 50, Dated June 24, 2007. Other safety approvals as required by individual countries			
Electromagnetic emission standard	CISPR 22:2008 (International) - Class A, CISPR 32:2012 (International) - Class A, EN 55032:2012 (EU) - Class A, EN 61000-3-2:2014, EN 61000-3-3:2013, EN 55024:2010, EMC Directive 2014/30/EU, FCC 47 CFR Part 15 Class A/ICES-003, Issue 6 Class A, Other EMC approvals as required by individual countries			

Ordering information

Product	Engine (E72525/30/35dn):	
	HP LaserJet Managed MFP E72525/30/35dn	X3A67A
	Speed option (E72525/30/35dn):	
	HP LaserJet Managed MFP E72525dn	X3A60A
	HP LaserJet Managed MFP E72530dn	X3A63A
	HP LaserJet Managed MFP E72535dn	X3A66A
	Engine (E72525/30/35z):	
	HP LaserJet Managed Flow MFP E72525/30/35z	X3A70A
	Speed option (E72525/30/35z):	
	HP LaserJet Managed Flow MFP E72525z	X3A59A
	HP LaserJet Managed Flow MFP E72530z	X3A62A
	HP LaserJet Managed Flow MFP E72535z	X3A65A
	Engine (E82540/50/60dn):	
	HP LaserJet Managed MFP E82540/50/60dn	X3A79A
	Speed option (E82540/50/60dn):	
	HP LaserJet Managed MFP E82540dn	X3A69A
	HP LaserJet Managed MFP E82550dn	X3A72A
	HP LaserJet Managed MFP E82560dn	X3A75A
Engine (E82540/50/60z):		
HP LaserJet Managed MFP E82540/50/60z	X3A82A	
Speed option (E82540/50/60z):		
HP LaserJet Managed Flow MFP E82540z	X3A68A	
HP LaserJet Managed Flow MFP E82550z	X3A71A	
HP LaserJet Managed Flow MFP E82560z	X3A74A	
Supplies⁴⁸	E72525/E72530/E72535:	
	HP Black Managed LaserJet Toner Cartridge (~48,000 pages) ^{49,50}	W9005MC
	HP Fuser Assembly 110V (~320,000 pages)	Z9M06A
	HP Fuser Assembly 220V (~320,000 pages)	Z9M07A
	HP Transfer Roller Assembly (~150,000 pages)	Z9M08A
	HP Toner Collection Unit (~100,000 pages)	W9007MC
	HP Flow ADF Pick Roller Kit (~200,000 pages)	Z8W50A
	HP Flow ADF Separation Roller Kit (~100,000 pages)	Z8W51A
	HP MP Roller Kit (~200,000 pages)	Z7Y88A
	HP ADF Pick Roller Kit (~200,000 pages)	Z7Y64A
	HP ADF Separation Roller Kit (~100,000 pages)	Z7Y65A
	HP Trays 2-x Roller Kit (~200,000 pages)	Z7Y83A
	HP Black Imaging Drum (~200,000 pages)	W9006MC
	HP Black Developer Unit (~400,000 pages)	Z9M05A
	E82540/E82550/E82560:	
	HP Black Managed LaserJet Toner Cartridge (~69,000 pages) ^{49,50}	W9014MC
	HP Fuser Assembly 110V (~360,000 pages)	Z7Y75A
	HP Fuser Assembly 220V (~360,000 pages)	Z7Y76A
	HP Paper Transfer Belt Assembly (~300,000 pages)	Z7Y85A
	HP Toner Collection Unit (~300,000 pages)	W9016MC
	HP Flow ADF Pick Roller Kit (~200,000 pages)	Z8W50A
	HP Flow ADF Separation Roller Kit (~100,000 pages)	Z8W51A
	HP MP Roller Kit (~200,000 pages)	Z7Y88A
	HP Trays 2-x Roller Kit (~360,000 pages)	Z9M01A
	HP Black Imaging Drum (~396,000 pages)	W9015MC
	HP Black Developer Unit (~1.2M pages)	Z8W52A
	HP Fuser Maintenance Kit 110V (~200,000 pages)	C2H67A
	HP Fuser Maintenance Kit 220V (~200,000 pages)	C2H57A
	HP ADF Maintenance Kit (~100,000 pages)	C1P70A
	Workgroup and Department devices:	
	HP LaserJet Inner finisher and Booklet finisher staples (5,000 staples)	Y1G13A
	HP LaserJet Stapler/stacker finisher staples (5,000 staples)	Y1G14A
	Accessories	E72525/E72530/E72535 (Workgroup):
HP LaserJet Workgroup Cabinet ²¹		Y1G17A
HP LaserJet Dual Cassette Workgroup Feeder (Trays 1 and 2: 520 sheets each) ²¹		Y1F97A
HP LaserJet Workgroup 2,000-sheet High-capacity Tray ²¹		Y1F99A
HP LaserJet Workgroup Job Separator (Up to 125 sheets) ²¹		Y1G15A
HP LaserJet Second Exit Accessory ^{24,25}		Y1G23A
HP LaserJet Spacer Accessory ²⁵		Y1G24A
E82540/E82550/E82560 (Department):		
HP LaserJet Department Cabinet ²³		Y1G16A
HP LaserJet Dual Cassette Department Feeder (Trays 1 and 2: 520 sheets each) ²³		Y1F98A
HP LaserJet Department 2,000-sheet High-capacity Tray ²³		Y1G21A
HP LaserJet Department 3,000-sheet High-capacity Tray ²⁶		Y1G20A
HP LaserJet Department Job Separator (Up to 125 sheets) ²³		Y1G01A

Accessories (continued)**Workgroup and Department devices:**

HP LaserJet Paper Tray Heaters Accessory: US (110V) ⁵¹	Y1G22A#BGJ
HP LaserJet Paper Tray Heaters Accessory: EU (220V) ⁵²	Y1G22A#B19
HP LaserJet Inner Finisher ²⁴	Y1G00A
HP LaserJet Inner Finisher Hole Punch 2/3 Accessory (NA, LA, and AP regions) ⁵³	Y1G02A
HP LaserJet Inner Finisher Hole Punch 2/4 Accessory (EMEA and AP regions) ⁵³	Y1G03A
HP LaserJet Inner Finisher Swedish Punch Accessory (Sweden (SE)) ⁵³	Y1G04A
HP LaserJet Booklet Finisher ²⁵	Y1G07A
HP LaserJet Stapler/Stacker Finisher ²⁵	Y1G18A
HP LaserJet Booklet or Stapler/stacker Finisher Hole Punch 2/3 Accessory (NA, LA, and AP regions) ⁵⁴	Y1G10A
HP LaserJet Booklet or Stapler/stacker Finisher Hole Punch 2/4 Accessory (EMEA and AP regions) ⁵⁴	Y1G11A
HP LaserJet Booklet or Stapler/stacker Finisher Hole Punch Swedish Accessory (Sweden (SE)) ⁵⁴	Y1G12A

Accessories (optional)**Workgroup and Department devices:**

HP High-Performance Secure Hard Disk, 500 GB ²⁹	B5L29A
HP Internal USB Ports	B5L28A
HP LaserJet MFP Analog 500 Fax Accessory	CC487A
HP Jetdirect 2900nw Print Server ³³	J8031A
HP Jetdirect 3000w NFC/Wireless Accessory ³⁴	J8030A
HP Foreign Interface Harness	B5L31A
HP USB Universal Card Reader	X3D03A
HP USB Card Reader (U.S. only)	CC543B
HP Smartcard US Govt Siplrnet Solution (U.S. only)	F8830A

Solutions

HP Web Jetadmin: hp.com/go/wja
 HP Universal Print Driver: hp.com/go/upd
 HP JetAdvantage Security Manager: hp.com/go/securitymanager
 HP JetAdvantage On Demand Cloud Solutions: hp.com/go/jetadvantageondemand
 HP LaserJet Fonts, Barcodes, and IPDS Emulation available at hp.com/go/laserjetfonts
 To learn more about available infrastructure, management, and workflow solutions, visit hp.com/go/printing_solutions

Appendix A: Security features



Resources

HP JetAdvantage Security Solutions:

- Web site: hp.com/go/printsecurity
- Solution brief: <http://h20195.www2.hp.com/V2/GetPDF.aspx/4AA3-1295ENW.pdf>
- Video: <http://hp.brightcovegallery.com/products/detail/video/4270905124001/>

HP JetAdvantage Security Manager:¹³

- Web site: hp.com/go/securitymanager
- Brochure: <http://h20195.www2.hp.com/V2/GetPDF.aspx/4AA3-9275ENW.pdf>
- Video: <http://hp.brightcovegallery.com/products/detail/video/4270837770001/>

The world's most secure printing¹

The HP LaserJet Managed MFP E72500 series and the HP LaserJet Managed MFP E82500 series are designed to work with security solutions to help reduce risk, improve compliance, and protect your network from end to end. Protect your device, data, and documents with built-in and optional security features.⁹

Protect your device

As capabilities expand and devices become more integrated into your work, device security becomes increasingly important. These features help protect the E72500 and E82500 series:

- **Embedded protection:** Multi-level, built-in features help protect your MFP against complex security threats from boot up to shut down. For details, see hp.com/go/PrintersThatProtect.
 - HP Sure Start helps the device BIOS to boot up properly every time with unaltered genuine HP code and without corruption. If an anomaly is detected, the device can repair itself by rebooting.
 - Whitelisting helps the device firmware to load properly with genuine HP code—without corruption—every time.
 - Run-time intrusion detection guards against malware by continually monitoring activity to detect and stop attacks. If an anomaly is detected, the device automatically reboots.
 - HP Connector Inspector stops malware from “calling home” to malicious servers, stealing data, and compromising your network. It evaluates outgoing network connections to determine what’s normal, stop suspicious requests, and automatically trigger a self-healing reboot.
- **Encrypted storage with secure erase:** These MFPs come with built-in encryption to protect data. When stored data is no longer needed, use built-in device capabilities to securely overwrite data and safely remove sensitive information. HP offers multiple mechanisms to erase stored data, including functionality that is designed to conform to U.S. National Institute of Science and Technology (NIST) Special Publication 800-88.
- **Ports and protocols:** FTP and Telnet are closed by default to help prevent unsecure protocols from being used. Unused physical ports (such as host USB ports or network ports) can be disabled to prevent unauthorized use.
- **Administrator access control for device:** You can set administrator passwords so only IT staff or other authorized personnel can set up and configure device settings.
- **Common Criteria Certification:** HP Enterprise devices are certified as compliant with internationally recognized security standards, such as Common Criteria Certification (CCC) and FIPS 140.

Protect your data

Your MFP harbors sensitive information—make sure it’s not at risk.

- **Network protection:** 802.1x or IPsec encrypted network standards can help protect data traveling over the network between the device and management tools such as HP Web Jetadmin¹² or the Embedded Web Server.
- **Encrypt data in transit:**
 - Protect print jobs traveling to the device with encryption such as Internet Print Protocol over TLS (IPPS). Or, Secure Encrypted Print with HP Universal Print Driver¹⁶ provides true symmetric AES256 print job encryption and decryption from the client to the page based on a user-defined password using FIPS 140 validated cryptographic libraries from Microsoft.
 - Use CipherSuite Encryption Strength to select encryption strength to prevent the use of legacy or insecure protocols for data in transit.
 - Scanned PDFs and emails can be encrypted using built-in FIPS 140 validated cryptographic libraries from Microsoft.
 - HP offers a rich portfolio of HP JetAdvantage Workflow Solutions that provide advanced capture and route capabilities with enterprise level security. For more information, visit hp.com/go/documentmanagement.

- **Encrypt data at rest:**
 - The HP High-Performance Secure Hard Disk provides full 256-bit AES hardware encryption to protect sensitive business information, such as print jobs or passwords.
 - The optional HP Trusted Platform Module (TPM) helps strengthen protection of encrypted credentials and data by automatically sealing device encryption keys to the TPM. It provides secure device identity by generating and protecting certificate private keys.¹¹
- **Firewall:** Prevent malware and viruses from entering your network by limiting printer access to computing devices in network.
- **Authentication and authorization:** Manage user access using native features or optional solutions.
 - With native user authentication, you can require users to sign in with PIN/PIC, LDAP, or Windows/Kerberos authentication. You can also integrate these with Active Directory.
 - With optional authentication solutions like HP Access Control, you can enable advanced authentication using proximity cards or NFC-enabled mobile devices. To learn more, visit hp.com/go/hpac.⁵⁵ The Hardware Integration Pocket enables integration of select card readers.¹⁰
- **Role-based access controls:** Restrict access to management utilities, avoid unwanted device configurations, and help reduce costs and security risks through printer feature restrictions.
 - With HP FutureSmart 4, you have more control than ever before over device security and permission settings. IT administrators can decide who can interact with certain device capabilities.
 - Optional HP Access Control Rights Management allows you to give different capabilities to different users, or even entire departments, depending on their needs. For example, you can limit who can fax, scan to email, or scan to fax.
- **Mobile printing:** Optional wireless networking³³ and optional NFC touch-to-print³⁴ allow mobile users to connect to the MFP without accessing the company network. HP also offers server-based mobile print solutions that provide secure pull printing, as well as advanced management and reporting capabilities. For more information about HP JetAdvantage Connect and HP Access Control, please visit hp.com/go/businessmobileprinting.
- **CA and Device Identity Certificates:** This MFP supports identity certificates signed by a corporate certificate authority, which provides verification of identity and authenticity. This device also supports CA certificates for validation of identity certificates. Certificates can enable secure end-to-end communications with the device when used with features like IPsec, Secure-IPP, HP ePrint,³⁵ and more. Additional certificates can be stored for validating S/MIME email servers and 802.1x authentication. Save time by using HP JetAdvantage Security Manager to automatically install and renew certificates.¹³



Safeguard your physical documents

HP offers several solutions to help keep documents from falling into the wrong hands and to help prevent fraud.

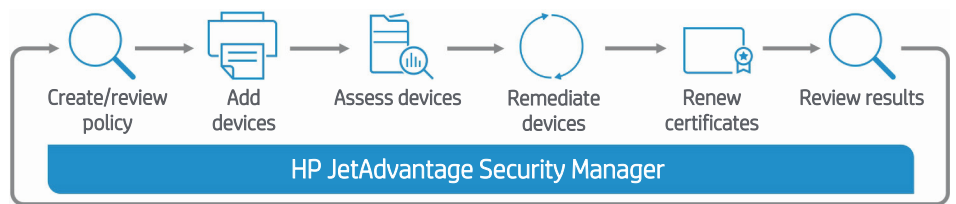
- **PIN/Pull printing:** Have documents held and released only to the person who printed them. Pull printing solutions help protect sensitive data by requiring authentication at the device, and give users the flexibility of pulling the documents from any device that is enabled with the solution.
 - Built-in PIN printing: When users send confidential print jobs, they assign a PIN which they must enter at the device to release the job.
 - HP JetAdvantage Secure Print: With this affordable solution designed for SMB, jobs can be stored in the cloud or on the user's desktop. It's easy to set up and use, allows users to release jobs from a mobile device, and supports multi-vendor devices. For more information, visit hp.com/go/JetAdvantageSecurePrint.⁵⁶
 - HP JetAdvantage Private Print: With HP's free cloud-based solution you get the advantages of pull printing, without the complexity. It is simple to set up and does not require a server, installation, or maintenance. To learn more, visit hp.com/go/JetAdvantagePrivatePrint.⁵⁷
 - HP Access Control Secure Pull Printing: This optional robust server-based solution offers multiple forms of authentication including badge release, as well as enterprise level security, management, and scalability. To learn more, visit hp.com/go/hpac.

Easily manage security across the fleet

HP JetAdvantage Security Manager

Easily set security configuration policies and automatically validate settings for every HP device in your fleet. Optional HP JetAdvantage Security Manager offers an effective, policy-based approach.¹³

- Automate many tedious tasks so you can free up time for your IT staff and protect the data and documents that matter most to your business.
- Streamline the process to securely deploy and monitor devices by applying a single security policy across the fleet.
- Easily create a print security policy for your environment by leveraging the HP Security Manager Base Policy template.
- Secure new HP devices as soon as they are added to your network, or after a reboot, with HP Instant-on Security. The software automatically configures settings to comply with your corporate security policy.
- Improve the security of your infrastructure and device communications by deploying unique identity certificates and monitoring to ensure they remain valid. With HP Security Manager's efficient fleet management of certificates, the administrative overhead to install certificates across your fleet is now less than manually installing on a single device.
- Actively maintain and verify compliance with your defined security policies by using HP Security Manager automated monitoring and risk-based reporting.



To learn more about HP JetAdvantage Security Manager, please visit hp.com/go/securitymanager.

Works with SIEM tools

Get instant notification of potential security issues so immediate action can be taken to prevent potential attacks. Event data from HP Enterprise devices can be sent to SIEM tools such as ArcSight, Splunk, or SIEMonster for real-time monitoring. IT security can easily view printer endpoints as part of the broader IT ecosystem to detect and resolve printer security alerts.



HP security best practices

Since 2005, HP has published security best practice checklists for networked environments common to enterprises and small to medium businesses. For more information on HP security solutions and checklists, please visit hp.com/go/printsecurity.

Appendix B: Fleet management features

Simple one-to-one device management

The MFP can also be managed using the HP Embedded Web Server. Use a web browser to monitor status, configure network parameters, or access device features.

Control color access

Use HP Web Jetadmin¹² to assign color access by application. If you want to assign color access by user or time of day, use the optional HP Access Control solution.⁵⁵ People who truly need to leverage the power of color—such as your sales team and marketing department—can, while others automatically default to black-and-white output. You can also disallow color output completely until it's needed for special projects, using HP Web Jetadmin, HP Universal Print Driver, or HP Access Control.

Resources

HP Web Jetadmin:

- Web site: hp.com/go/wia
- Solution brief: <http://h20195.www2.hp.com/V2/GetPDF.aspx/4AA5-2718ENW.pdf>
- Video: <http://hp.brightcovegallery.com/solutions/detail/video/4271055504001/>

HP Universal Print Driver:

- Web site: hp.com/go/upd
- Solution brief: <http://h20195.www2.hp.com/V2/GetPDF.aspx/4AA2-4781ENW>

Efficiently manage from a central location

The HP LaserJet Managed MFP E72500 series and the HP LaserJet Managed MFP E82500 series are supported by HP Web Jetadmin,¹² an HP JetAdvantage Management Solution. This single solution allows you to efficiently manage a wide variety of networked and PC-connected devices, including printers, multifunction products, and scanners. Remotely install, configure, troubleshoot, safeguard, and manage your devices—ultimately increasing business productivity by helping you save time, control costs, protect your assets, and provide a better return on your investment. Easily integrate new HP LaserJet Pro and Enterprise devices without having to upgrade HP Web Jetadmin. A universal plug-in lets you support most features of new devices and apply corporate policies in one step—helping to save time and simplify device management.¹²

HP Web Jetadmin enables you to:

- Gain a clear picture of how many and what kinds of devices you have.
- Get visibility into your supplies usage, so you can make smarter purchasing decisions, reduce spending, and even track and allocate printing costs to individual departments or users.
- Simplify, and, in many cases, automate routine tasks. For example, you can apply fleet-wide policies to automatically configure new devices with the right printing and security settings when they're added to your network.
- Give your help desk staff the tools they need—such as automatic alerts—to resolve problems quickly, and often proactively, before a call is even received.
- Verify that your devices are up-to-date with the latest firmware and are properly configured (especially important for organizations that need to meet regulatory requirements).
- Use robust tracking and reporting tools to help you make better decisions about how your devices are deployed across your organization, so you can make the most of your IT investments.
- Take advantage of additional options, like the HP Database Connectivity Module, which works together with Web Jetadmin to help you establish and achieve environmental goals.
- Get the ultimate in investment protection with HP Web Jetadmin Premium Support. This expanded service option gives your staff access to HP's dedicated software support engineers, who provide advice, usage recommendations, problem diagnosis, and more.

HP Web Jetadmin can benefit IT-managed print environments of all sizes, from large enterprises managing thousands of devices to small businesses with just a handful. For more information—or to download this software tool at no additional charge—visit hp.com/go/wia.

Make it easy for all to print with one common driver

The HP Universal Print Driver (UPD) enables both mobile Microsoft device users and traditional desktop users to access the full features of nearly every HP device in your managed printing environment without the need for assistance.¹⁶

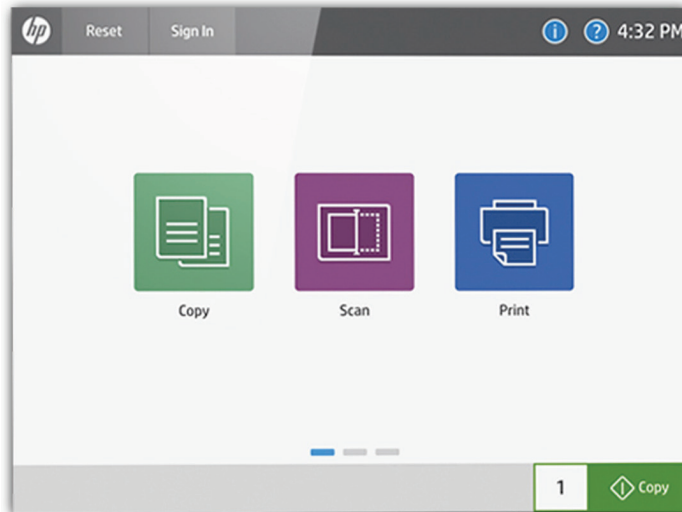
Eliminate the clutter on your computer by replacing multiple print drivers with one versatile solution. Empower IT by dramatically reducing the number of drivers they have to manage—and by giving them the tools they need to improve efficiency. With the HP UPD, your IT team can easily adjust device settings to help reduce printing costs, improve security, and help meet environmental goals. For example, it's simple to push two-sided printing or quicker sleep times across the fleet. Plus, the valuable tools in the HP UPD Printer Administrator's Resource Kit help you save time and money by streamlining IT tasks, implementing printing policies, and monitoring usage across the enterprise. You can also use the HP UPD in tandem with HP Web Jetadmin to create fleet-wide managed printer lists, reports, and more.

You can download this valuable fleet driver solution and the tools in the Printer Administrator's Resource Kit for no additional charge. For more information about how the HP Universal Print Driver can help you protect your imaging and printing investment, simplify management, and boost productivity, visit hp.com/go/upd.

Appendix C: Control panel features

Upgrade to a modern interface

The HP LaserJet Managed MFP E72500 series and the HP LaserJet Managed MFP E82500 series are powered by HP FutureSmart 4.0 firmware. Its modern, tablet-like interface keeps things simple and intuitive across your fleet of Enterprise devices. A scalable control panel interface improves future extensibility and allows for customization, along with a robust set of new apps and usability features. You can even customize with your own wallpaper image and company logo. The new Message Center, with more detailed information and helpful animations, makes it easy to address device events. The simplified home screen displays just a few core apps by default (three apps for products without fax). Additional apps are easily accessed by swiping right to left, like with a smartphone or tablet.

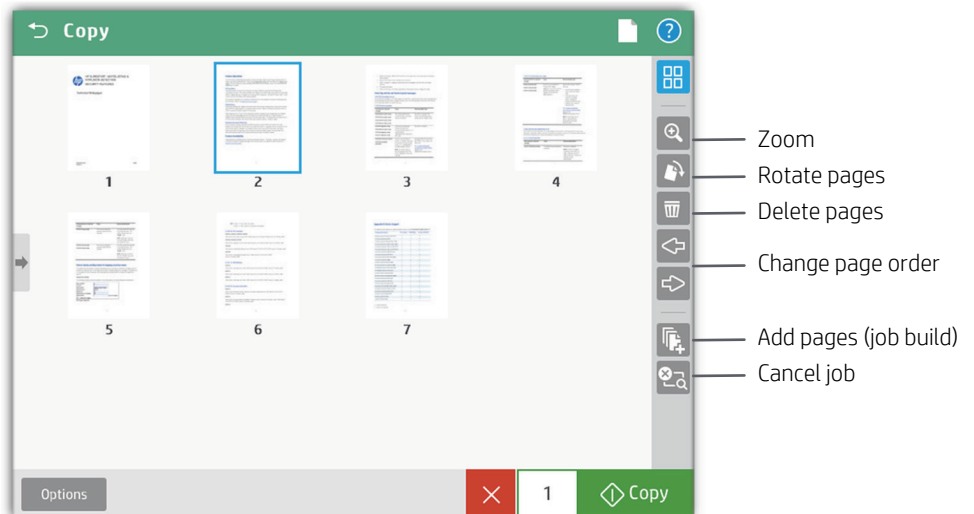


Edit jobs right at the MFP

The control panel features an enhanced image preview—now for both copies and scans. Right from the device's 8.0-inch (20.3 cm) color touchscreen control panel, you can easily preview and edit scans before sending them. You can apply changes (like rotating) to a single page, or to multiple pages at once. Batch separation allows users to create separate PDF or PDF/A files from scanned pages. The Flow MFP models can also create PDF OCR and PDF/A OCR files.



The new user interface enables **swipe**, **rotate**, and **drag-and-drop** capabilities



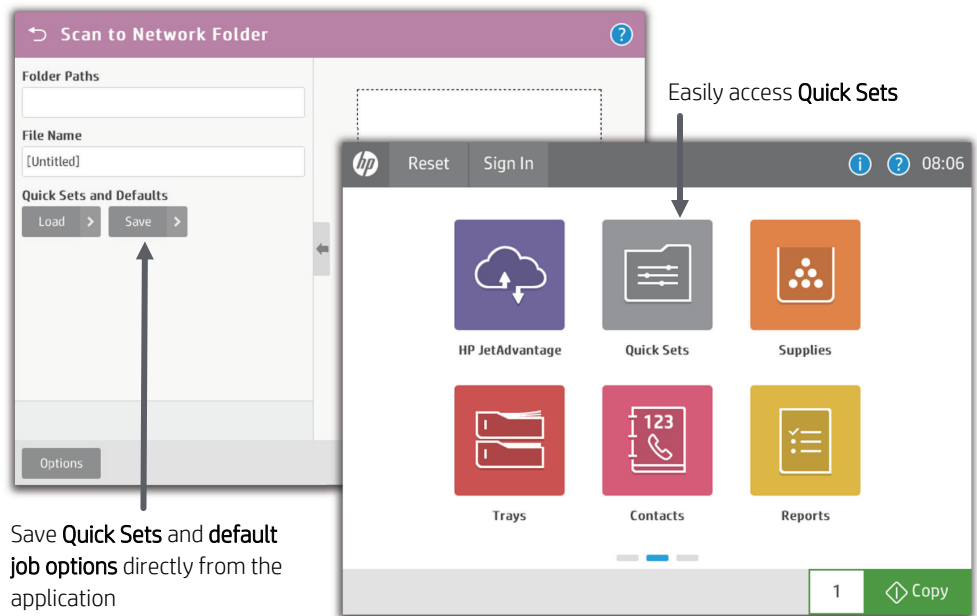
You can start a **preview** prior to committing to the copy job

Use Quick Sets to launch automated workflows

The MFP's digital sending capability allows users to route documents to a variety of destinations like email recipients, network folders, fax, FTP, a USB device, or Microsoft SharePoint.

Quick Sets automate all of the steps of a complicated workflow and provide easy access to the configurations you use most, such as page size, resolution, and file format. You can also specify security settings, such as encrypted PDFs to be delivered through encrypted and signed emails.

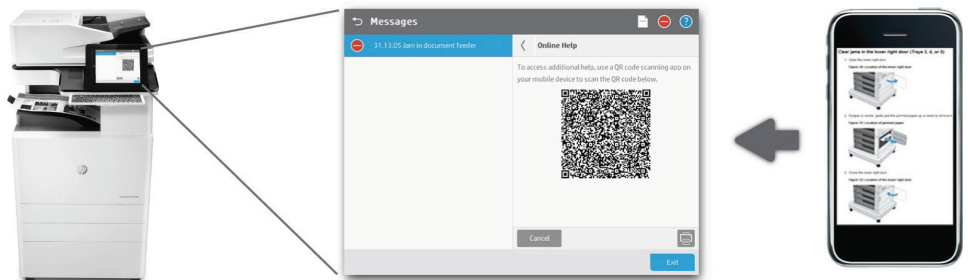
Help users find what they need by moving individual Quick Sets to any screen or folder using the home screen customization feature. With Quick Sets, IT can promote or block access to certain device features. Calls to the helpdesk can be reduced when users have everything they need and are restricted from accessing settings they shouldn't tamper with.



Save **Quick Sets** and **default job options** directly from the application

Troubleshoot with ease

The HP LaserJet Managed MFP E72500 series and the HP LaserJet Managed MFP E82500 series can help save your IT department valuable time when it comes to troubleshooting problems. The Remote Control Panel allows users to operate the user interface remotely, so IT can troubleshoot problems without running to the MFP.⁵⁸ Users can also quickly troubleshoot technical issues with HP's innovative, cloud-based Online Help services that are relevant and up to date. Easily solve problems from your PC or mobile device. A Quick Response (QR) code on the touchscreen links to Online Help using smartphones and tablets.⁵⁹ You can also find these links in the HP Embedded Web Server event log.



Notes

- ¹ HP's most advanced embedded security features are available on HP Enterprise-class devices with FutureSmart firmware 4.5 or above and is based on HP review of 2017 published embedded security features of competitive in-class printers. Only HP offers a combination of security features for integrity checking down to the BIOS with self-healing capabilities. For a list of compatible products, visit: hp.com/go/PrintersThatProtect. For more information, visit: hp.com/go/printersecurityclaims.
- ² Fewer service parts claim based on BLI analysis of leading in-class A3 MFPs as of August 2016; calculations use publicly available and/or published manufacturer rated yields for long-life consumables and assume 600,000 pages printed (using a 60% black/40% color ratio); market share as reported by IDC as of Q2 2016.
- ³ Compared to previous generations of laser printers.
- ⁴ Program availability varies. For more information, visit hp.com/recycle.
- ⁵ Measured using ISO/IEC 24734, excludes first set of test documents. For more information, see hp.com/go/printerclaims. Exact speed varies depending on the system configuration, software application, driver, and document complexity.
- ⁶ Scan speeds measured from ADF. Actual processing speeds may vary depending on scan resolution, network conditions, computer performance, and application software.
- ⁷ Requires an Internet connection to the printer. Services may require registration. App availability varies by country, language, and agreements. For details, see hpconnected.com.
- ⁸ Selection of optional paper-handling accessories required to reach maximum input capacity.
- ⁹ Some features require additional purchase. A FutureSmart service pack update may be required to activate security features. Learn more at hp.com/go/printsecurity.
- ¹⁰ Solutions deployed through the Hardware Integration Pocket (HIP) may require additional purchase.
- ¹¹ Use of the optional HP Trusted Platform Module accessory may require a firmware upgrade.
- ¹² HP Web Jetadmin is available for download at no additional charge at hp.com/go/wja.
- ¹³ HP JetAdvantage Security Manager must be purchased separately. For details, see hp.com/go/securitymanager.
- ¹⁴ Based on an HP assessment of print manufacturers SaaS offerings as of September 1, 2016, no other print manufacturer offers a single cloud portal for user and app management.
- ¹⁵ Requires Internet access. Supported browsers include Microsoft Internet Explorer® 9-11, Google Chrome™ 9 and newer, Mozilla® Firefox® 4 and newer, and Safari® 5 and newer. Compatible with select HP LaserJet, PageWide, OfficeJet Pro, and Digital Sender Flow devices that can connect to the Internet. Some apps support multi-vendor environments. May require a firmware upgrade. Learn more at hp.com/go/jetadvantageondemand.
- ¹⁶ The HP Universal Print Driver is available for download at no additional charge at hp.com/go/upd.
- ¹⁷ The pull-out keyboard, HP EveryPage, and embedded OCR are only available on the Flow models.
- ¹⁸ The E72500 series Flow models and all models of the E82500 series include a 250-sheet ADF. The E72500 series dn models include a 100-sheet ADF. The ADF on all devices can scan documents up to 11 x 17 inches (A3).
- ¹⁹ An administrator must enable the easy-access USB port before use.
- ²⁰ One finisher accessory is recommended for the HP LaserJet Managed MFP E72500 series: HP LaserJet Inner Finisher (Y1G00A), or HP LaserJet Workgroup Job Separator (Y1G15A), or HP LaserJet Booklet Finisher (Y1G07A), or HP LaserJet Stapler/stacker Finisher (Y1G18A). Only one can be added at a time.
- ²¹ One input accessory is required for the NA and LA regions—and highly recommended for the EMEA and AP regions—for the HP LaserJet Managed MFP E72500 series: HP LaserJet Workgroup Cabinet (Y1G17A), or HP LaserJet Dual Cassette Workgroup Feeder (Y1F97A), or HP LaserJet Workgroup 2,000-sheet High-capacity Tray (Y1F99A). Only one can be added at a time.
- ²² One finisher accessory is required for the HP LaserJet Managed MFP E82500 series: HP LaserJet Inner Finisher (Y1G00A), or HP LaserJet Department Job Separator (Y1G01A), or HP LaserJet Booklet Finisher (Y1G07A), or HP LaserJet Stapler/stacker Finisher (Y1G18A). Only one can be added at a time.
- ²³ One input accessory is required for the NA and LA regions—and highly recommended for the EMEA and AP regions—for the HP LaserJet Managed MFP E82500 series: HP LaserJet Department Cabinet (Y1G16A), or HP LaserJet Dual Cassette Department Feeder (Y1F98A), or HP LaserJet Department 2,000-sheet High-capacity Tray (Y1G21A). Only one of these input accessories can be added at a time. However, selection of the HP LaserJet Department 3,000-sheet High-capacity Tray (Y1G20A) requires selection of either the HP LaserJet Dual Cassette Department Feeder (Y1F98A) or the HP LaserJet Department 2,000-sheet High-capacity Tray (Y1G21A).
- ²⁴ Selection of the HP LaserJet Inner Finisher (Y1G00A) for the HP LaserJet Managed MFP E72500 or E82500 series, also requires selection of the HP LaserJet Second Exit (Y1G23A).
- ²⁵ Selection of the HP LaserJet Booklet Finisher (Y1G07A) or the HP LaserJet Stapler/stacker Finisher (Y1G18A) for the HP LaserJet Managed MFP E72500 series, also requires selection of the HP LaserJet Second Exit (Y1G23A) and the HP LaserJet Spacer (Y1G24A).
- ²⁶ Selection of the HP LaserJet Department 3,000-sheet High-capacity Tray (Y1G20A) for the HP LaserJet Managed MFP E82500 series requires selection of the HP LaserJet Dual Cassette Department Feeder (Y1F98A) or the HP LaserJet Department 2,000-sheet High-capacity Tray (Y1G21A).
- ²⁷ Based on standard ITU-T test image #1 at standard resolution and MMR encoding, the HP fax device can transmit at 3 sec/page for V.34 and 6 sec/page for V.17.
- ²⁸ The E72500 series dn models include a 16 GB encrypted eMMC (located on formatter board for stored jobs and solutions) and one 320 GB Standard (located on engine main board for copy/scan functions), embedded HP High-Performance Secure Hard Disk. After key system and software resources are uploaded to the device, there is approximately 5 GB remaining for print job storage purposes. By upgrading to the optional 500 GB HDD, you will have ~489 GB remaining for print job storage purposes after resources are loaded.
- ²⁹ Optional HP High-Performance Secure Hard Disk, 500 GB (B5L29A) (FIPS 140-2 validated hard disk) can be added to an E72500 series dn model by first removing the 16 GB eMMC and installing it in that position (requires selection of dn engine: X3A67A, X3A60A, X3A63A, or X3A66A). It can also be added to an E72500 series z model or any E82500 series model by removing one of the 320 GB HDDs and installing it in that position (requires selection of one of the following engines for the E72500 series z models: X3A70A, X3A59A, X3A62A, X3A65A, or one of the following engines for the E82500 series models: X3A79A, X3A69A, X3A72A, X3A75A, X3A82A, X3A68A, X3A71A, X3A74A).
- ³⁰ Recommended Monthly Page Volume (RMPV): HP recommends that the number of printed pages per month be within the stated range for optimum device performance, based on factors including supplies replacement intervals and device life over an extended warranty period.
- ³¹ Duty cycle is defined as the maximum number of pages per month of imaged output. HP recommends that the number of printed pages per month be within the stated range for optimum device performance, based on factors including supplies replacement intervals and device life over an extended warranty period.
- ³² Supports the following devices running iOS 4.2 or later: iPad®, iPad® 2, iPhone® (3GS or later), iPod® touch (3rd generation or later). Works with HP's AirPrint-enabled printers and requires the printer be connected to the same network as your iOS device. Wireless performance is dependent on physical environment and distance from the access point.

³³ All models can add wireless networking with selection of the optional HP Jetdirect 2900nw Print Server (J8031A). If selected, you cannot also select the HP Jetdirect 3000w NFC/Wireless Accessory (J8030A). Wireless performance is dependent on physical environment and distance from access point, and may be limited during active VPN connections.

³⁴ Touch-to-print capability is optional for all models and can be added by selecting the optional HP Jetdirect 3000w NFC/Wireless Direct Accessory (J8030A). If selected, you cannot also select the HP Jetdirect 2900nw Print Server (J8031A). Mobile device must support Near Field Communication (NFC)-enabled printing. For more information, see hp.com/go/businessmobileprinting.

³⁵ Printer requires ePrint account registration. App or software may be required. Wireless operations are compatible with 2.4 GHz operations only. Learn more at hp.com/go/mobileprinting.

³⁶ Full solution software available only for Windows 7 and newer, UPD software available only for Windows 7 and newer, HP Software for Mac and Windows is no longer included on the CD, but can be downloaded from 123.hp.com. Legacy Windows Operating Systems (XP, Vista, and equivalent servers) get print and scan drivers only with a reduced feature set, Windows RT OS for Tablets (32- and 64-bit) uses a simplified HP print driver built into the RT OS.

³⁷ Copy acoustic pressure and power emissions are based on copying mono simplex from ADF, using A4 paper.

³⁸ Scan acoustic pressure and power emissions are based on scanning mono, simplex from ADF.

³⁹ Printing mono, simplex using A4 paper at 25 ppm.

⁴⁰ Printing mono, simplex using A4 paper at 30 ppm.

⁴¹ Printing mono, simplex using A4 paper at 35 ppm.

⁴² Printing mono, simplex using A4 paper at 40 ppm.

⁴³ Printing mono, simplex using A4 paper at 50 ppm.

⁴⁴ Printing mono, simplex using A4 paper at 60 ppm.

⁴⁵ Acoustic values are subject to change. For current information see hp.com/support.

⁴⁶ Power requirements are based on the country/region where the printer is sold. Do not convert operating voltages. This will damage the printer and void the product warranty.

⁴⁷ EPEAT® registered where applicable. EPEAT registration varies by country. See epeat.net for registration status by country.

⁴⁸ Stated yield is based on 5% coverage and may vary based on coverage and media type used, media size, short edge feed on A3 devices, and job size.

⁴⁹ Average black declared yields based on ISO/IEC 19752 and continuous printing. Actual yields vary considerably based on images printed and other factors. For details, see hp.com/go/learnaboutsupplies.

⁵⁰ Automatically add to configuration; initial toner not included with engine.

⁵¹ Use for all 110V countries. For the HP LaserJet Managed MFP E72500 series: you may choose one accessory tray heater and one additional tray heater if one of the following is selected: HP LaserJet Dual Cassette Workgroup Feeder (Y1F97A) or HP LaserJet Workgroup 2,000-sheet High-capacity Tray (Y1F99A). For the HP LaserJet Managed MFP E82500 series: you may choose one accessory tray heater if one of the following is selected: HP LaserJet Dual Cassette Department Feeder (Y1F98A) or HP LaserJet Department 2,000-sheet High-capacity Tray (Y1G21A).

⁵² Use for all 220V countries. For the HP LaserJet Managed MFP E72500 series: you may choose one accessory tray heater and one additional tray heater if one of the following is selected: HP LaserJet Dual Cassette Workgroup Feeder (Y1F97A) or HP LaserJet Workgroup 2,000-sheet High-capacity Tray (Y1F99A). For the HP LaserJet Managed MFP E82500 series: you may choose one accessory tray heater if one of the following is selected: HP LaserJet Dual Cassette Department Feeder (Y1F98A) or HP LaserJet Department 2,000-sheet High-capacity Tray (Y1G21A).

⁵³ Requires HP LaserJet Inner Finisher (Y1G00A); choose only one hole-punch accessory.

⁵⁴ Requires HP LaserJet Booklet Finisher (Y1G07A) or HP LaserJet Stapler/stacker Finisher (Y1G18A); choose only one hole-punch accessory.

⁵⁵ HP Access Control is a scalable and customizable suite of solutions available for purchase. To learn more, visit hp.com/go/hpac.

⁵⁶ HP JetAdvantage Secure Print works with any network-connected printer or MFP. On-device authentication is available for many HP LaserJet, PageWide, and OfficeJet Pro devices and selected non-HP devices. Some devices may require a firmware upgrade. Internet connection required for cloud storage and retrieval of print jobs. Print-job release from a mobile device requires a network connection and QR code. For more information and a list of supported printers and MFPs, see hp.com/go/JetAdvantageSecurePrint.

⁵⁷ Available only in North America and select European countries. Card reader is available for separate purchase for selected HP printers and MFPs with touchscreens. Learn more at hp.com/go/JetAdvantagePrivatePrint.

⁵⁸ Availability dependent on firmware or software updates or upgrades.

⁵⁹ Online Help must be enabled on the printer or MFP. Mobile device must have an Internet connection to access online services.

