

### Efficient and powerful 3-litre PC

The ultra-compact Shuttle Slim-PC Barebone XH81V is an ideal basis for a small, but powerful Mini PC. Not only is it suitable for a low-noise home-media PC with support of 4K displays, it also meets the requirements towards an office PC and industrial applications. It features two Gigabit-LAN interfaces for server applications and two serial COM ports which are commonly required for connecting many professional devices. Its two digital video outputs allow for operating two displays at the same time. In a team with 22nm socket LGA1150 Intel "Haswell" processor and a 2.5" SSD drive the XH81V makes for a power-efficient and reliable system for a wide range of applications. The built-in heatpipe cooling ensures the system runs quietly at maximum stability.

### Feature Highlights

<b>Slim-Design</b>	<ul style="list-style-type: none"> <li>• Slim 3.5 litre chassis, black</li> <li>• Dimensions: 24 x 20 x 7.2 cm (L/W/H)</li> <li>• Bays: 2x 6.35cm/2.5" for hard disks or SSDs and 1x optical slimline drive</li> <li>• Max. operating temperature: 0~50°C</li> </ul>
<b>Processor</b>	<ul style="list-style-type: none"> <li>• Supports LGA1150 "Haswell" processors: Core i7 / i5 / i3, Pentium, Cel. (max. 65W)</li> <li>• Including heatpipe cooling system</li> </ul>
<b>Chipset</b>	<ul style="list-style-type: none"> <li>• Intel H81 Chipset</li> </ul>
<b>Memory</b>	<ul style="list-style-type: none"> <li>• 2x 204 pin SO-DIMM slots</li> <li>• Supports DDR3-1333/1600, max. 2x 8 GB</li> </ul>
<b>Graphics</b>	<ul style="list-style-type: none"> <li>• Integrated Intel HD graphics supports 4K (Depending on processor)</li> <li>• Video outputs: HDMI 1.4 &amp; DisplayPort 1.2</li> </ul>
<b>Drive Connectors</b>	<ul style="list-style-type: none"> <li>• 3x Serial ATA (2x 6 Gbit/s and 1x 3 Gbit/s)</li> <li>• Two pre-installed SATA cables (HDD+ODD)</li> </ul>
<b>Other Connectors</b>	<ul style="list-style-type: none"> <li>• 5.1 HD Audio (digital audio via HDMI/DP)</li> <li>• 2x USB 3.0 front, 6x USB 2.0 (2 front, 4 rear)</li> <li>• Dual Gigabit LAN (RJ45), supports WOL, PXE</li> <li>• 2x COM ports (RS232 + RS232/RS422/RS485)</li> </ul>
<b>Optional Accessories</b>	<ul style="list-style-type: none"> <li>• Vertical stand (PS01), 3.5" HDD rack (PHD4)</li> <li>• VESA mount (PV02), VGA adapter (PVG01)</li> <li>• WLAN kit (WLN-S), Mylar cover (MY01)</li> </ul>
<b>Power Supply</b>	<ul style="list-style-type: none"> <li>• External 90W fanless power adapter</li> </ul>
<b>Applications</b>	<ul style="list-style-type: none"> <li>• Home, office, vertical market</li> </ul>

### Shuttle Slim-PC Barebone **XH81V Black**



Images for illustration purposes only.  
The vertical stand is available optionally.




UPC bar code: 811686006770

## Shuttle Slim-PC Barebone XH81V – Front and Back Panel



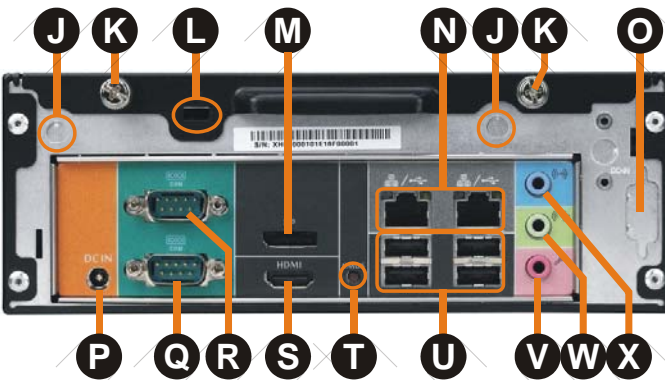
### Front Panel

- A Button for accessing the I/O ports
- B Button for accessing the optical drive
- C LED indicator for hard disk activity
- D Power on button with LED
- E 5.25" bay for optical slimline drive (DVD or Blu-ray)
- F 2x USB 3.0 ports
- G 2x USB 2.0 ports
- H Microphone input
- I Headphone output



### Back Panel

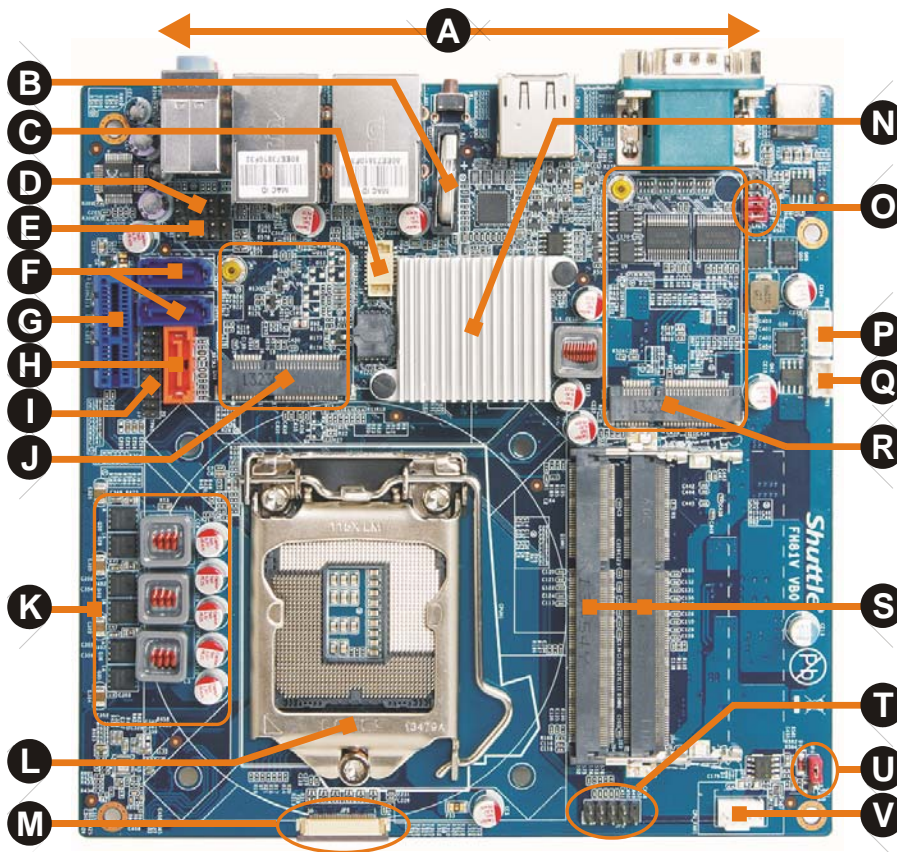
- J 2x perforation for optional WLAN antennas
- K 2x thumbscrews
- L Hole for Kensington Lock
- M DisplayPort Video/Audio output
- N Dual Gigabit network (RJ45)
- O Perforation for optional VGA-out (D-Sub connector)
- P Connector for power adapter
- Q RS232 / RS422 / RS485 serial interface (COM)
- R RS232 serial interface (COM port)
- S HDMI Video/Audio output
- T Clear CMOS button
- U 4x USB 2.0
- V Microphone input
- W Headphone / line-out
- X Audio line-in



### COM port Pin 9 Configuration

Pin 1 is a multi-functional signal. Based on Jumper 3 configuration on the mainboard, it can be configured as Ring Indicator (RI) or external power supply with either 5V or 12V voltage level (each COM port separately).

Shuttle Slim-PC Barebone XH81V – Mainboard



- A Back panel (rear side)
- B CMOS Battery
- C VGA Video Output
- D Front Audio Header
- E USB 2.0 Header
- F 2x Serial ATA 6G
- G PCI-Express X1 Slot (cannot be used)
- H 1x Serial ATA 3G
- I LPC-Slot
- J Half-Size Mini-PCIe
- K CPU Voltage Regulator
- L LGA1150 CPU Socket
- M Connector for Front USB 3.0 Ports
- N Intel H81 Chipset
- O COM Port Jumper JP1
- P SATA Power 5V
- Q SATA Power 12V
- R Full-Size Mini-PCIe supports mSATA
- S 2x SO-DIMM Slots
- T Connector for Front Buttons and LED's
- U Always-On-Jumper JP4
- V Fan Connector

Supports three drives



The XH81V supports one optical drive in 5.25" slimline format and two 2.5" drives (e.g. hard disk and SSD). The second 2.5" drive requires an additional SATA cable and mounting screws which is not included.

Note: The storage drives (hard disk and optical drive) are not included in the delivery of XH81V.



**XH81(V)-Series Overview**



**XH81V Black & White**

With covers for the optical drive and the I/O ports



**XH81 Black**

Free accessible front (without covers)

**Optional Accessories for XH81 and XH81V**



**Vertical Stand (PS01)**

The XH81(V) is to be used in horizontal operation by default. The optional stand PS01 allows to be used in upright position also.



**VESA75/100-mount (PV02)**

The optional VESA mount allows it to be installed on to walls or affixed to the rear side of a monitor.



**VGA-Port Adapter (PVG01)**

Optional D-Sub VGA Video Output



**WLAN-Kit (WLN-S)**

Wireless LAN adapter with two external antennas supports IEEE 802.11b/g/n at max. 300 Mbit/s.



**3.5" Hard Disk Rack (PHD4)**

PHD4 allows for installation of one 3.5" hard drive. However doing so means no other drives such as a slimline DVD drive or a 2.5" HDD/SSD can be used.



**for XH81V only:**

**Drive bay cover (MY01)**

Cover for the slimline drive bay.  
Please contact Shuttle for "Mylar POI-MY01". [7]



**for XH81 only:**

**Triple COM Ports (PCM3)**

This accessory provides three additional COM ports to the front panel which means the upper bay can no longer be used for an optical drive.

## Connectivity / Applications

The XH81V's wealth of ports qualifies it for a wide range of applications and external devices.



The XH81V is your powerful 3.5-litre Slim-PC solution for high performance driven applications, e.g.:

- Digital Signage
- In-store Audio/Video entertainment
- Gambling
- Home-Media
- Office
- Call Centre
- Education
- Kiosk
- Point of Sales (POS)
- Medical
- Automation
- Small server

## Shuttle Slim-PC Barebone XH81V – Product Features




### The 3.5-litre chassis - a clean and modern look

Shuttle has always placed great emphasis on the interior and exterior aesthetics of their Mini-PCs with the belief that a good blend of style and form factor allow the Mini-PC to be attractive, versatile and work well in almost any environment. And the XH81V was designed just like that and shines in a clean and modern appearance. The optical drive and front panel connectors are elegantly concealed behind drive doors to provide maximum protection. This tiny tot barely stands 7.3 cm in height with a volume of 3.5 litres.



### What does Barebone mean?

The Shuttle Slim-PC Barebone XH81V consists of a stylish case with pre-installed mainboard, cooling system and external power adapter. Despite its small form factor it offers outstanding connectivity, functionality and performance. For a complete Mini-PC system, a few components still need to be added. The Mini-PC is customisable and takes socket 1150 processors (TDP max. 65W), DDR3 SO-DIMM memory, slimline SATA optical drive and 2.5" hard disk (or SSD). Once the desired operation system is installed, the XH81V is ready to use. Moreover, the system features pre-routed cables that are tied down from factory to reduce clutter, increase airflow and ease component installation.



### Supports LGA1150 processors and up to 16 GB DDR3

A large number of socket 1150 Intel "Haswell" processors (also "Haswell Refresh") is available ranging from Celeron to Core processors with a maximum TDP of 65W. Plus, up to a maximum capacity of 16 GB of DDR3 memory can be fitted.



### Low noise thanks to heatpipe cooling system

An active dual-fan heatpipe cooling system ensures whisper-quiet operation and system stability. A heatpipe is a hollow tube containing a heat transfer liquid. As the liquid evaporates, it carries heat to the cool end, where it condenses and then returns to the hot end. Heatpipes thus have a much higher effective thermal conductivity than solid materials. Please keep the vent holes clear.



### Energy-saving

The power consumption mainly depends on the processor used and its load. If an Intel Core i3-4130 (3,4 GHz, TDP = 54W) processor is installed, the system consumes about 17W in idle mode. Under full load, the power consumption is 58W.

Note: the maximum output wattage of the power adapter is specified with 90W. Assuming the adapter's efficiency is 90%, the input wattage can reach up to 100W.





**Extended temperature range and reliability**

The XH81V is outstandingly robust thanks to its tough chassis, and with an operating temperature range of 0-50 °C it is suitable for use in the most demanding environments. Designed entirely using all solid capacitors, XH81V is guaranteed to deliver maximum stability, reliability and longer system lifetime for long-term applications like digital signage.

**Caution:** for high ambient temperature over 40°C we recommend to use Solid State Disks (SSDs) instead of Hard Disk Drives (HDDs).



**Great Connectivity**

On the front, elegantly hidden from view behind drive doors, the panel reveals four USB ports two of which being USB 3.0. There are also two 3.5mm jacks for headphone and microphone. In addition, the back panel offers a wide range of I/O connectivity as well.



**Dual Gigabit LAN Network**

Today's media-rich communications across the internet and within enterprises create need for bandwidth. This is why Shuttle applies Gigabit-LAN performance to their Mini PCs and XH81V even supports two of them. Dual networking allows the computer to connect to a single network using two cables at once with an appropriate switch (teaming mode with load balancing or failover function) or to two different networks depending on the needs of the user.



**Dual Display with HDMI and DisplayPort (optional VGA)**

The XH81V features two digital video outputs: HDMI 1.4 and DisplayPort 1.2. Dual View technology offers multiple display support on up to two separate monitors. This helps improve on productivity by allowing for spreading multiple windows across two monitors while working with them simultaneously. Furthermore, the XH81V supports an optional D-Sub/VGA port. [2],[6]

<p><b>4K Ultra HD</b> 3840 x 2160</p>
<p><b>Full HD</b> 1920 x 1080</p>
<p><b>SD</b> 720 x 576</p>

**Supports 4K Ultra HD at 60Hz**

The XH81V supports one display running at 4K (3840 x 2160 / 2160p) high resolution when connected to its DisplayPort video output. As the successor to the Full HD standard, Ultra HD delivers a four times higher resolution with a wider colour space and colour depth.

An Intel Core i3 processor or higher is recommended for smooth 4K (2160p) video playback. [6]



**Two serial ports**

Many PCs do not have these legacy ports any longer, since they have been superseded and replaced by USB for most consumer applications, but they are still commonly used for applications such as industrial automation systems, scientific analysis, POS systems and other industrial applications. The XH81V features two serial RS-232 ports which also support both 5 or 12V auxiliary voltage. The lower COM port also supports the RS422 and RS485 standard.



### 2x expansion slots for Mini-PCI-Express cards

The XH81V features two expansion slots for Mini-PCIe cards. One is a half size slot dedicated for an optional Wireless LAN adapter. The second has full size format and not only features a PCIe interface, but also mSATA (Mini Serial ATA), supporting the new generation of Solid State Drives (SSD) in a compact Mini PCIe card form factor. Pictured: half size WLAN card (left) and mSATA SSD card (right).



### Kensington Lock

This is a small, metal-reinforced hole as part of an anti-theft system. (The lock-and-cable are not included)





### Power on after Power fail

The BIOS setup provides a "Power-On after Power Fail" function that can be found under "Power Management Configuration". As the name indicates, this function determines the PC's behaviour after power failure: (1) unconditional power on, (2) restore former status or (3) keep system turned off. As a matter of the nature of this function, it may fail after short power failures. This is why the XH81V also comes with a hardware-based solution. By removing Jumper 4 (see image) the system will start unconditionally once power is applied.



**XH61V versus XH81(V)**  
Comparison with the predecessor

Barebone model	XH61V	XH81(V)
Availability	June 2012	September 2014
SKUs	<b>XH61V Black</b>	<b>XH81V Black</b> (concealed front) <b>XH81V White</b> (concealed front) <b>XH81 Black</b> (open front)
Image		
Intel processor support	LGA1155, max. 65W 32nm Sandy Bridge, 22nm Ivy Bridge Intel Core i7, i5, i3, Pentium, Celeron	LGA1150, max. 65W <b>22nm Haswell (4<sup>th</sup> gen. Core CPU)</b> Intel Core i7, i5, i3, Pentium, Celeron
Cooling system	Heatpipe cooling system with two 6 cm fans	Heatpipe cooling system with two 6 cm fans
Chipset	Intel H61	<b>Intel H81</b>
Mainboard	Mini ITX, 17x17cm	Mini ITX, 17x17cm
Memory support	Max. 2x 8 GB DDR3-1333/1600 204 pin SO-DIMM	Max. 2x 8 GB DDR3-1333/1600 204 pin SO-DIMM
Audio codec	Realtek ALC662	Realtek ALC662
Ethernet (LAN)	Dual Gigabit, 2x Realtek 8111E	Dual Gigabit, 2x Realtek 8111 <b>G</b>
Storage bays	1x 5.25" Slimline optical drive 2x 2.5" hard disk / SSD Two pre-installed SATA cables	1x 5.25" Slimline optical drive 2x 2.5" hard disk / SSD Two pre-installed SATA cables
Serial ATA ports	3x SATA II (3G)	<b>2x SATA III (6G)</b> , 1x SATA II (3G)
Mini-PCIe slots	1x half size 1x full size (supports mSATA)	1x half size 1x full size (supports mSATA)
Front panel	Power button Power & HDD LED 2x USB 2.0 2x Audio (Line-out / Mic-in)	Power button Power & HDD LED <b>2x USB 3.0 &amp; 2x USB 2.0</b> 2x Audio (Line-out / Mic-in)
Back panel	DVI-I supports 1080p/60 HDMI supports 1080p/60 2x USB 3.0 and 2x USB 2.0 2x Gigabit LAN (RJ45) 3x Audio (Mic, Line in/out) Optical S/PDIF out RS232 + RS232/422/485	<b>DisplayPort supports 2160p/60 (4K)</b> <b>HDMI supports 2160p/30 (4K) [6]</b> <b>Optional VGA port (PVG01)</b> 4x USB 2.0 2x Gigabit LAN (RJ45) 3x Audio (Mic, Line in/out) RS232 + RS232/422/485
Power adapter	Output 90W, Input: 100~240VAC	Output 90W, Input: 100~240VAC
Special feature	-	<b>Always-on Jumper JP4</b> <b>Supports TPM module (XH81 only)</b>
Optional accessories	Vertical stand (PS01) VESA mount kit (PV02) WLAN kit, 2 antennas (WLN-S)	Vertical stand (PS01) VESA mount kit (PV02) WLAN kit, 2 antennas (WLN-S) <b>D-Sub/VGA port adapter (PVG01)</b> <b>3 additional COM ports (XH81 only)</b>

© 2014 by Shuttle Computer Handels GmbH (Germany). All information subject to change without notice. Pictures for illustration purposes only.

## Shuttle Slim-PC Barebone XH81V Specifications

<b>Chassis</b>	<p>Slim X-type chassis, colour: black or white  Dimensions: 240 x 200 x 72 mm (LWH) = 3.5 litres  Weight: 2.2 kg net, 3.5 kg gross  Covers for optical drive and front panel connectors  Hole for Kensington Lock at the back panel  Operation position horizontal or even vertical with the optional stand PS01</p>
<b>Storage Bays</b>	<p>1x for optical drive (ODD) in slimline format with 12.7 mm height  2x 6.35cm/2.5" for hard disk or SSD (max. height: 9.5 mm, upper bay: 12.7 mm)  Two pre-installed SATA cables (ODD, HDD) and mounting screws included</p>
<b>Operation System</b>	<p>This system comes without operating system.  It is compatible with Windows 8 / 8.1, Windows 7, Linux</p>
<b>Mainboard Chipset BIOS</b>	<p>Mainboard / Chipset / BIOS  Mini-ITX form factor 17 x 17 cm, 8 layer design  Chipset: Intel® H81 Chipset  (Intel DH82H81 PCH, code name "Lynx Point")  AMI BIOS in 8 Mbit EEPROM with SPI interface  All capacitors are high quality solid capacitors  Supports hardware monitoring and watch dog functionality  Supports Unified Extensible Firmware Interface (UEFI)  Supports power on after power failure [1]</p>
<b>Power Adapter</b>	<p>External 90 W power adapter (fanless)  Input: 100~240 V AC, 50/60 Hz  Output: 19 V DC, 4.74 A, max. 90 W  DC Connector: 5.5/2.5mm (outer/inner diameter)</p>
<b>Processor Support</b>	<p>Socket LGA 1150 (H3) supports the fourth generation of Intel Core i7 / i5 / i3 / Pentium processors  Maximum processor power consumption (TDP) supported: 65W  Codename "Haswell", 22nm process technology, up to 8 MB of L3 Cache  Supports the new generation of "Haswell Refresh" processors  Not compatible with older Socket LGA 1155 processors.  Does not support the unlock-function of Intel K-Series processors.  The processor integrates PCI-Express, memory controller and the graphics engine on the same die (depending on processor used)  Please refer to the support list for detailed processor support information at <a href="http://global.shuttle.com">global.shuttle.com</a>.</p>
<b>Heatpipe Cooling</b>	<p>Processor cooling with heatpipe technology and two fans (6cm)</p>

<p><i>Memory Support</i></p>	<p>2x SO-DIMM slots with 204 pins                  Supports DDR3-1333/1600 SDRAM memory (PC3-10600/12800)                  The maximum memory clock rate depends on the processor type.                  Supports Dual Channel mode                  Supports max. 8 GB per DIMM, maximum total size of 16 GB                  Supports two unbuffered DIMM modules of 1.5V</p>
<p><i>Integrated Graphics</i></p>	<p>The features of the integrated graphics function depend on the processor used. [3]                  Supports Dual-Independent-Display at Full HD 1080p resolution                  Supports Blu-ray (BD) playback with HDCP                  Supports 4K Ultra HD resolution at 3840 x 2160 via DisplayPort (2160p/60Hz) and HDMI (2160p/30Hz) [6]                  HDMI and DisplayPorts support HD video plus multi-channel digital audio via a single cable                  Optional D-Sub/VGA connector [2]</p>
<p><i>Audio</i></p>	<p>Audio Realtek® ALC 662 5.1-channel High-Definition Audio                  Three analog audio connectors (3.5mm) at the back panel:                  1) Front line-out (headphone)                  2) Rear Surround line-out (shared with microphone input)                  3) Center line-out (shared with line-in)                  Digital audio output is provided via HDMI and DisplayPort.</p>
<p><i>Dual Gigabit LAN Controller</i></p>	<p>Dual Realtek 8111G Ethernet network controller (Gigabit)                  Supports 10 / 100 / 1.000 MBit/s operation                  Two RJ45 ports (dual network) support Teaming [4]                  Supports WAKE ON LAN (WOL)                  Supports network boot by Preboot eXecution Environment (PXE)</p>
<p><i>Mini-PCIe slots</i></p>	<p>Features two Mini PCI Express expansion slots:                  1) half size, supports PCIe 2.0 and USB 2.0, e.g. for WLAN cards [5]                  2) full size, supports PCIe 2.0, SATA 3G and USB 2.0 e.g. for Mini SATA (mSATA) flash memory cards [3]</p>
<p><i>Drive Connectors</i></p>	<p>3x Serial-ATA connectors:                  - 2x Serial-ATA III, 6 Gb/s (600 MB/s) data transfer rate                  - 1x Serial-ATA II, 3 Gb/s (300 MB/s) data transfer rate                  Note: This barebone system comes with two pre-installed SATA cables:                  One for 2.5" drive and one for an optical slimline drive.</p>
<p><i>Front Panel Connectors</i></p>	<p>Microphone input                  Audio Line-out (headphone)                  2x USB 3.0                  2x USB 2.0                  Power button                  Power LED (blue)                  HDD LED (yellow)</p>

© 2014 by Shuttle Computer Handels GmbH (Germany). All information subject to change without notice. Pictures for illustration purposes only.



<p><i>Back Panel Connectors</i></p>	<p>DisplayPort 1.2 audio/video output                  HDMI 1.4 audio/video output                  4x USB 2.0                  2x GigaBit LAN (RJ45) [4]                  2x RS232 serial ports (5V/12V, 1x switchable to RS422 / RS485)                  Audio Line-in                  Audio Line-out                  Audio Mic-in                  Clear CMOS Button                  Perforation for Wireless LAN antennas (2 holes)                  Perforation for D-Sub/VGA video output [2]                  Hole for Kensington Lock</p>
<p><i>Other Onboard Connectors</i></p>	<p>Power on after power fail (hardware solution, Jumper 4) [1]                  1x connector for power button, LED, audio ports are all occupied by the front panel ports                  Fan connector (4-pin) occupied by the system fans                  LPC interface (2x10-pin header, 2 mm pitch)                  1x analog VGA graphics output (2x10-pin, 1 mm pitch) [2]</p>
<p><i>Accessories</i></p>	<p>Multi-language user guide                  Driver DVD                  2x cable for SATA (pre-installed for 2.5 HDD/SSD drive and optical slim drive)                  1x 4-pin to SATA power cable                  External power adapter with AC power cord                  CPU heatpipe cooling system with heatsink compound                  Screws</p>
<p><i>Environmental Specification</i></p>	<p>Operating temperature range: 0~50°C                  Relative humidity range: 10~90% (non-condensing)</p>
<p><i>Optional Accessories</i></p>	<p>(1) Vertical stand (PS01)                  (2) VESA mount (PV02)                  (3) D-Sub VGA video output (PVG01) [2]                  (4) WLAN module (WLN-S) [5]                  (5) Cover for slimline drive bay [7]</p>
<p><i>Conformity and Certifications</i></p>	<p>EMI: FCC, CE, BSMI, C-Tick                  Safety: CB, BSMI, ETL                  Others: RoHS, Energy Star V5.0, EuP Lot 6                  This device is classed as a technical information equipment (ITE) in class B and is intended for use in living room and office. The CE-mark approves the conformity by the EU-guidelines:                  - EMV-guideline 89/336/EEG electromagnetic tolerance                  - LVD-guideline 73/23/EEG use of electric devices within certain voltage-limits</p>

© 2014 by Shuttle Computer Handels GmbH (Germany). All information subject to change without notice. Pictures for illustration purposes only.

**[1] Power on after power fail:**

The BIOS setup provides a "Power-On after Power Fail" function that can be found under "Power Management Configuration". As the name indicates, this function determines the PC's behaviour after power failure: (1) unconditional power on, (2) restore former status or (3) keep system turned off. As a matter of the nature of this function, it may fail after short power failures. This is why the XH81V also comes with a hardware-based solution. By removing Jumper 4 (on the mainboard near the "Shuttle" imprint), the system will start unconditionally once power is supplied.

**[2] Optional D-Sub/VGA connector**

The mainboard features one analog graphics connector. This 15-pin D-Sub VGA connector can be lead to the outside of the backpanel by using the optional adapter PVG01. However, you can use not more than two displays at the same time.

**[3] mini-SATA (mSATA)**

mSATA, not to confuse with "micro SATA", is a newer industry standard that converts the electrical SATA interface (1.5 or 3.0 Gbit/s) to the physical "Mini PCI Express" mini card form factor.

**[4] Teaming Mode**

The teaming function allows for grouping both available network adapters to have them work as one single adapter to create a virtual LAN. The benefit of this is that it enables load balancing and failover.

**[5] Optional Wireless LAN module:**

This Slim PC supports an optional WLAN module which consists of a half-size Mini-PCIe card with IEEE 802.11n functionality and an external antenna with an appropriate antenna cable. Shuttle offers a suitable accessory kit "WLN-S" with two antennas to increase WLAN range.

**[6] 4K Ultra-HD resolution**

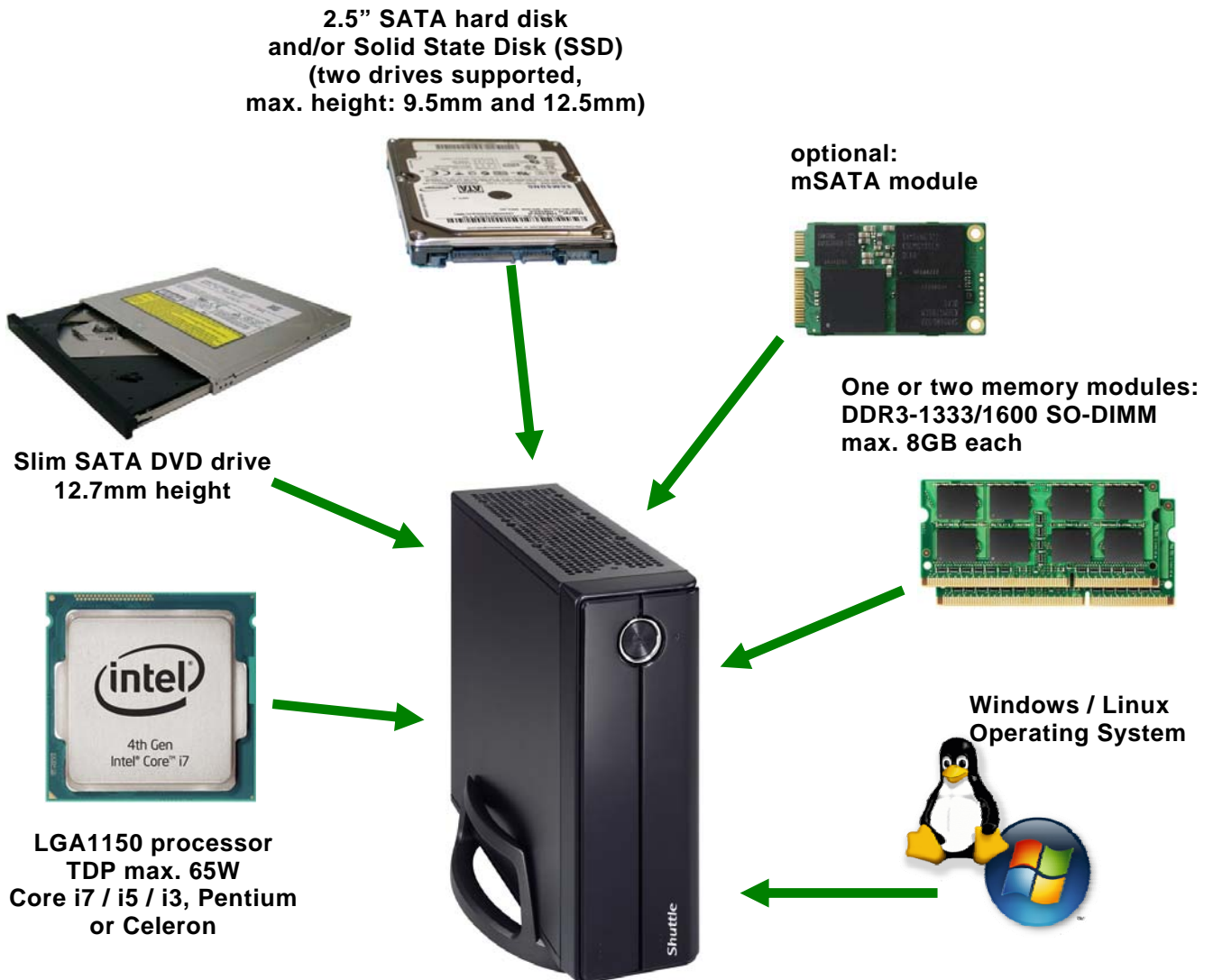
A 4K-display with Ultra-HD resolution (3840 x 2160) should be connected via DisplayPort, as only this port supports a higher refresh rate of 60Hz. Certain displays (e.g. Dell UP2414Q) however require MST mode (Multi-Stream Transport) to be enabled which sends two separate images at half resolution each to the display. These two images are then combined and put in correct order by the Intel graphics driver when in Collage mode. Please note that HBR2-mode (High Bit Rate 2) must be supported by each display to have two of them run at 4K resolution. The video playback performance depends on the video format, bit rate and the processor used. Daily office applications usually won't require the system to run under full load, however for smooth 4K (2160p) video playback requirements are different. An [Intel Core i3 processor or higher is recommended here](#), since the performance of the integrated graphics engine of a Celeron or Pentium processor might not suffice.

**[7] Optional accessory: Drive bay cover**

If the XH81V is used without an optical slimline drive, this cover helps close the open bay which can be particularly important in public institutions and prevent from dust and objects being inserted inappropriately. Please contact Shuttle for the optional accessory "Mylar POI-MY01".

## Shuttle Slim-PC Barebone XH81V – Required Components

The following components need to be added to make it a fully-configured Mini-PC:



## Optional Accessories





4<sup>th</sup> Generation Intel Core Processor Family

LGA1150 socket 22nm "Haswell" processor overview (Date: August 2014)

Processors with TDP>65W are **not** supported by XH81V (highlighted red)

Name	Model	Cores	HT	Clock	Turbo	Cache	TDP	Graphics	GPU max.	DDR3
Core i7	4790	4	Yes	3.6 GHz	4.0 GHz	8 MB	84 W	HD 4600	1.20 GHz	1333/1600
	4790S	4	Yes	3.2 GHz	4.0 GHz	8 MB	65 W	HD 4600	1.20 GHz	1333/1600
	4790T	4	Yes	2.7 GHz	3.9 GHz	8 MB	45 W	HD 4600	1.20 GHz	1333/1600
	4785T	4	Yes	2.2 GHz	3.2 GHz	8 MB	35 W	HD 4600	1.20 GHz	1333/1600
	4771	4	Yes	3.5 GHz	3.9 GHz	8 MB	84 W	HD 4600	1.20 GHz	1333/1600
	4770K	4	Yes	3.5 GHz	3.9 GHz	8 MB	84 W	HD 4600	1.25 GHz	1333/1600
	4770	4	Yes	3.4 GHz	3.9 GHz	8 MB	84 W	HD 4600	1.20 GHz	1333/1600
	4770S	4	Yes	3.1 GHz	3.9 GHz	8 MB	65 W	HD 4600	1.20 GHz	1333/1600
	4770T	4	Yes	2.5 GHz	3.7 GHz	8 MB	45 W	HD 4600	1.20 GHz	1333/1600
	4770TE	4	Yes	2.3 GHz	3.3 GHz	8 MB	45 W	HD 4600	1.00 GHz	1333/1600
	4765T	4	Yes	2.0 GHz	3.0 GHz	8 MB	35 W	HD 4600	1.20 GHz	1333/1600
Core i5	4690T	4	-	2.5 GHz	3.5 GHz	6 MB	45 W	HD 4600	1.20 GHz	1333/1600
	4690S	4	-	3.2 GHz	3.9 GHz	6 MB	65 W	HD 4600	1.20 GHz	1333/1600
	4690	4	-	3.5 GHz	3.9 GHz	6 MB	84 W	HD 4600	1.20 GHz	1333/1600
	4670T	4	-	2.3 GHz	3.3 GHz	6 MB	45 W	HD 4600	1.20 GHz	1333/1600
	4670S	4	-	3.1 GHz	3.8 GHz	6 MB	65 W	HD 4600	1.20 GHz	1333/1600
	4670K	4	-	3.4 GHz	3.8 GHz	6 MB	84 W	HD 4600	1.20 GHz	1333/1600
	4670	4	-	3.4 GHz	3.8 GHz	6 MB	84 W	HD 4600	1.20 GHz	1333/1600
	4590T	4	-	2.0 GHz	3.0 GHz	6 MB	35 W	HD 4600	1.15 GHz	1333/1600
	4590S	4	-	3.0 GHz	3.7 GHz	6 MB	65 W	HD 4600	1.15 GHz	1333/1600
	4590	4	-	3.3 GHz	3.7 GHz	6 MB	84 W	HD 4600	1.15 GHz	1333/1600
	4570TE	2	Yes	2.7 GHz	3.3 GHz	4 MB	35 W	HD 4600	1.00 GHz	1333/1600
	4570T	2	Yes	2.9 GHz	3.6 GHz	4 MB	35 W	HD 4600	1.15 GHz	1333/1600
	4570S	4	-	2.9 GHz	3.6 GHz	6 MB	65 W	HD 4600	1.15 GHz	1333/1600
	4570	4	-	3.2 GHz	3.6 GHz	6 MB	84 W	HD 4600	1.15 GHz	1333/1600
	4460T	4	-	1.9 GHz	2.7 GHz	6 MB	35 W	HD 4600	1.10 GHz	1333/1600
	4460S	4	-	2.9 GHz	3.4 GHz	6 MB	65 W	HD 4600	1.10 GHz	1333/1600
	4460	4	-	3.2 GHz	3.4 GHz	6 MB	84 W	HD 4600	1.10 GHz	1333/1600
	4440S	4	-	2.8 GHz	3.3 GHz	6 MB	65 W	HD 4600	1.10 GHz	1333/1600
	4440	4	-	3.1 GHz	3.3 GHz	6 MB	84 W	HD 4600	1.10 GHz	1333/1600
4430S	4	-	2.7 GHz	3.2 GHz	4 MB	65 W	HD 4600	1.10 GHz	1333/1600	
4430	4	-	3.0 GHz	3.2 GHz	6 MB	84 W	HD 4600	1.10 GHz	1333/1600	
Core i3	4370	2	Yes	3.8 GHz	-	4 MB	54 W	HD 4600	1.15 GHz	1333/1600
	4360T	2	Yes	3.2 GHz	-	4 MB	35 W	HD 4400	1.15 GHz	1333/1600
	4360	2	Yes	3.7 GHz	-	4 MB	54 W	HD 4600	1.15 GHz	1333/1600
	4350T	2	Yes	3.1 GHz	-	4 MB	35 W	HD 4600	1.15 GHz	1333/1600
	4350	2	Yes	3.6 GHz	-	4 MB	54 W	HD 4600	1.15 GHz	1333/1600
	4340	2	Yes	3.6 GHz	-	4 MB	54 W	HD 4600	1.15 GHz	1333/1600
	4330TE	2	Yes	2.4 GHz	-	4 MB	35 W	HD 4600	1.00 GHz	1333/1600
	4330T	2	Yes	3.0 GHz	-	4 MB	35 W	HD 4600	1.15 GHz	1333/1600
	4330	2	Yes	3.5 GHz	-	4 MB	54 W	HD 4600	1.15 GHz	1333/1600
	4160T	2	Yes	3.1 GHz	-	3 MB	35 W	HD 4400	1.15 GHz	1333/1600
	4160	2	Yes	3.6 GHz	-	3 MB	54 W	HD 4600	1.15 GHz	1333/1600
4130T	2	Yes	2.9 GHz	-	3 MB	35 W	HD 4400	1.15 GHz	1333/1600	
4130	2	Yes	3.4 GHz	-	3 MB	54 W	HD 4400	1.15 GHz	1333/1600	

© 2014 by Shuttle Computer Handels GmbH (Germany). All information subject to change without notice. Pictures for illustration purposes only.

Name	Modell	Kerne	HT	Takt	Turbo	Cache	TDP	Grafik	GPU max.	DDR3
Pentium	G3460	2	-	3.5 GHz	-	3 MB	53 W	HD	1.10 GHz	1333/1666
	G3450T	2	-	2.9 GHz	-	3 MB	35 W	HD	1.10 GHz	1333/1666
	G3450	2	-	3.4 GHz	-	3 MB	53 W	HD	1.10 GHz	1333/1666
	G3440T	2	-	2.8 GHz	-	3 MB	35 W	HD	1.10 GHz	1333/1666
	G3440	2	-	3.3 GHz	-	3 MB	53 W	HD	1.10 GHz	1333/1666
	G3430	2	-	3.3 GHz	-	3 MB	53 W	HD	1.10 GHz	1333/1666
	G3420T	2	-	2.7 GHz	-	3 MB	35 W	HD	1.10 GHz	1333/1666
	G3420	2	-	3.2 GHz	-	3 MB	53 W	HD	1.15 GHz	1333/1666
	G3320TE	2	-	2.3 GHz	-	3 MB	35 W	HD	1.00 GHz	1333/1666
	G3250T	2	-	2.8 GHz	-	3 MB	35 W	HD	1.10 GHz	1333
	G3250	2	-	3.2 GHz	-	3 MB	53 W	HD	1.10 GHz	1333
	G3240T	2	-	2.7 GHz	-	3 MB	35 W	HD	1.10 GHz	1333
	G3240	2	-	3.1 GHz	-	3 MB	53 W	HD	1.10 GHz	1333
	G3220T	2	-	2.6 GHz	-	3 MB	35 W	HD	1.10 GHz	1333
	G3220	2	-	3.0 GHz	-	3 MB	53 W	HD	1.10 GHz	1333
Celeron	G1850	2		2.9 GHz	-	2 MB	53 W	HD	1.05 GHz	1333
	G1840T	2		2.5 GHz	-	2 MB	35 W	HD	1.05 GHz	1333
	G1840	2		2.8 GHz	-	2 MB	53 W	HD	1.05 GHz	1333
	G1830	2	-	2.8 GHz	-	2 MB	54 W	HD	1.05 GHz	1333
	G1820TE	2	-	2.2 GHz	-	2 MB	35 W	HD	1.00 GHz	1333
	G1820T	2	-	2.4 GHz	-	2 MB	35 W	HD	1.05 GHz	1333
	G1820	2	-	2.7 GHz	-	2 MB	54 W	HD	1.05 GHz	1333

**K** = unlocked, **S** = Performance optimized lifestyle, **T** = Power optimized lifestyle, **HT** = Hyper Threading (SMT).  
Please refer to the support list for detailed processor support information at [global.shuttle.com](http://global.shuttle.com).