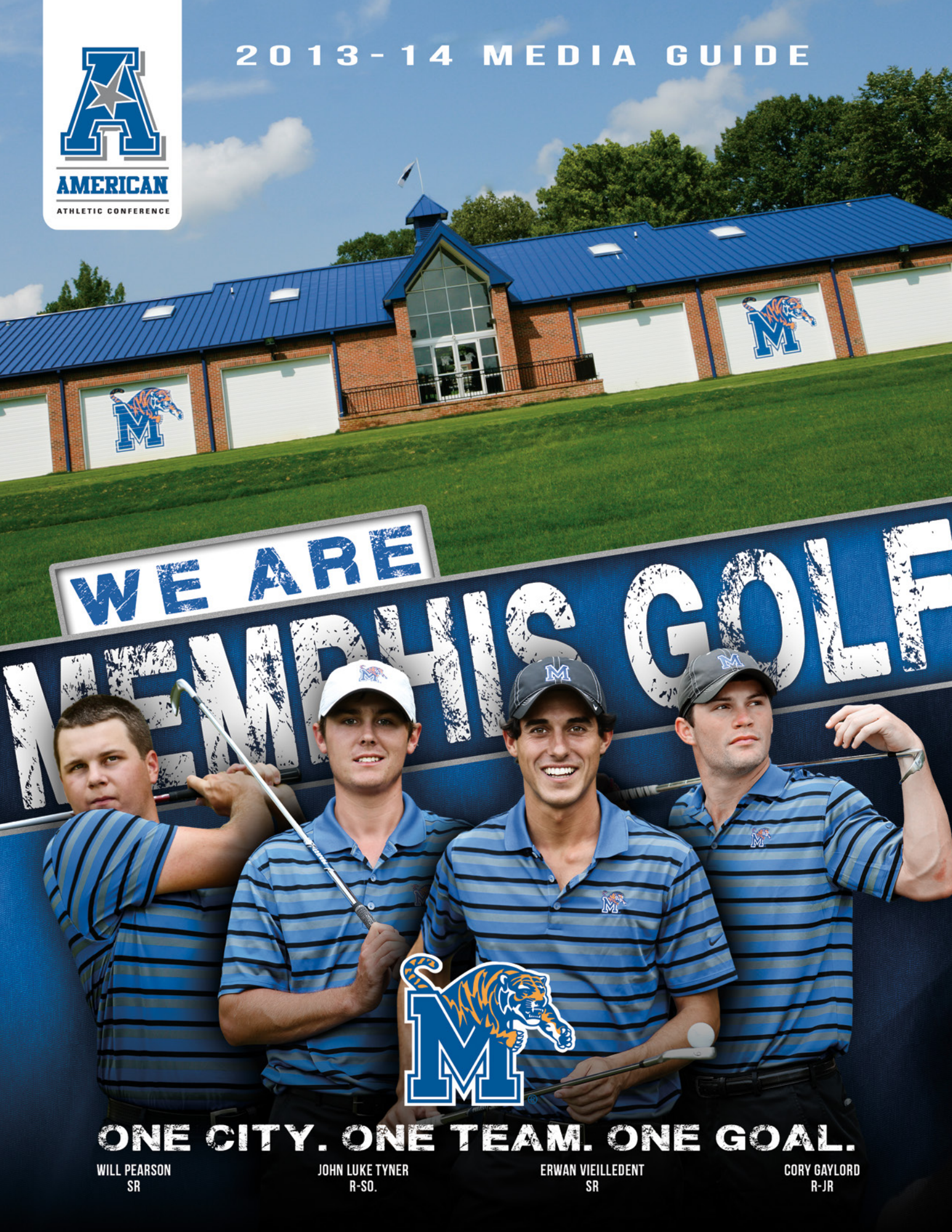




2013-14 MEDIA GUIDE



ONE CITY. ONE TEAM. ONE GOAL.

WILL PEARSON
SR

JOHN LUKE TYNER
R-SO.

ERWAN VIEILLEDENT
SR

CORY GAYLORD
R-JR

EVERY GREAT THING HAS A BEGINNING



ARMED WITH A GOOD NAME, AN ATTRACTIVE IDENTITY AND TOP-OF-THE LINE INSTITUTIONS, THE AMERICAN ATHLETIC CONFERENCE WILL BE ABLE TO CARVE ITS NICHE IN A CROWDED FIELD FROM DAY 1. OUR TEAMS WILL BE NATIONALLY COMPETITIVE IN EVERY SPORT. WE WILL BE THE EMBODIMENT OF CHARACTER, SCHOLARSHIP, CITIZENSHIP AND SUCCESS. WE WILL BE A FIXTURE ON TELEVISION AND AN INNOVATOR IN DIGITAL MEDIA.

WE ARE PROUDLY AMERICAN. AND WE CAN'T WAIT TO GET STARTED.



AMERICAN

ATHLETIC CONFERENCE



FRANK L. FLAUTT GOLF CENTER

On Sept. 3, 2009, ribbon-cutting ceremonies took place for the \$1.5 million Frank L. Flautt Golf Center, located next to the Tigers Softball Complex on the University of Memphis' Park Avenue campus. The Flautt Center provides both the Tigers and Lady Tigers teams with a state-of-the-art facility. The center includes a 400-yard driving range, complete with two tee areas, two putting greens and a chipping green.

Inside the Flautt Center, Tigers golfers are privileged to have workout areas, individual players' lockers and indoor heated hitting bays, in addition to study, lounge and kitchen areas.

The facility not only provides the Tigers with all the tools needed for golf practice, but also serves as a home for the team.

The Frank L. Flautt Golf Center is equipped with the latest in video playback technology to allow players to hone their skills. High-tech video cameras are complemented with a V1 Video Analysis system, a swing playback software program and a FlightScope Dopple Radar Launch Monitor for tracking the flight of each ball that gets hit.



SPRINTER VAN

The University of Memphis men's golf team is now riding in style with the addition of a top-of-the-line Mercedes Sprinter Van to use for tournaments within driving distance.

The new van seats nine and includes leather seats, internet access, a DVD player and satellite television.

"The guys are really excited about the van," said head coach Grant Robbins. "It will definitely allow us to travel in style, and we are very grateful to all of those who have contributed to make this possible."



COLONIAL COUNTRY CLUB

The former site of the Memphis Open (now called the FedEx St. Jude Classic), Colonial Country Club serves as the primary home golf course for the University of Memphis. Established in 1913, Colonial offers two 18-hole courses and extensive practice facilities, including a driving range, two putting greens and a short-game practice area. Colonial South Course has Bermuda fairways and Champion Bermuda greens, and the North Course has Zoysia fairways and Emerald Bermuda greens.

Since its founding in 1913, Colonial has been regarded as one of the premier golf facilities in the Mid-South.

In 1972, Colonial moved from its original East Memphis location to its current location in eastern Shelby County, and a second 18-hole championship layout — the South Course — was opened.

The PGA Tour's St. Jude Classic was first held at Colonial, where it was played for 17 years from 1972-88.

The South Course has seen several historic moments, including Lee Trevino's victory in the first PGA Tour stop on the new layout in 1972. At the 1977 Danny Thomas Memphis Classic, U.S. President Gerald Ford registered an ace in the Pro-Am. That same year, Al Geiberger shot a second-round 59 on the South Course, a score that remains a PGA Tour single-round record.

Colonial Country Club has been the home of the Memphis Intercollegiate since 2004. The Tigers have enjoyed success since the tournament returned to Colonial, winning back-to-back titles in 2004 and 2005 and finishing in the top-three in six of the last nine seasons.





INTERIM UNIVERSITY PRESIDENT - R. BRAD MARTIN

R. Brad Martin was named interim president of the University of Memphis effective July 1, 2013 by Tennessee Board of Regents Chancellor John Morgan.

Martin is a 1976 graduate of the University of Memphis where he served as Student Government President. While a student at the University, he was elected as a member of the Tennessee House of Representatives, and holds the distinction of being the youngest person ever elected to the Tennessee General Assembly, where he served five terms.

Martin has been involved with the U of M for over four decades. As a member of the House of Representatives, he created and sponsored the legislation which founded the Tennessee Earthquake Information Center at the University of Memphis. He has served as Chairman of the Board of Visitors of the University and Chairman of the Board of Trustees of the University of Memphis Foundation. He has been a guest lecturer and speaker at the University on multiple occasions and has taught in the Department of Political Science. He and his family have provided significant financial support for academic and athletic programs at the University of Memphis.

Martin has enjoyed a distinguished business career. He retired in 2007 from his role as Chairman and CEO of retailer, Saks Incorporated, having led that enterprise during an 18-year period of significant growth and value creation. He currently serves as Chairman of the private investment firm, RBM Venture Company, and is a member of the Board of Directors of FedEx Corporation, Chesapeake Energy Corporation, First Horizon National Corporation and Pilot/Flying J.

Martin is Chairman of the R. Brad Martin Family Foundation which provides philanthropic support to a number of important programs and institutions. Among the interests of the Foundation is the work of the Martin Institute for Teaching Excellence, housed at Presbyterian Day School in Memphis, which provides world-class professional development opportunities for K-12 public and private school teachers.

He is the co-author of *FIVE STONES: Conquering Your Giants* which was released by Abingdon Press in August 2013. He previously wrote the children's book, *MYLES' PESKY FRIENDS*.

Martin holds an MBA degree from the Owen Graduate School of Management at Vanderbilt University.

Martin's wife, Dina, also a U of M graduate, is active in a variety of University, community, and philanthropic programs. Martin is the father of five sons.



U OF M PRESIDENTS

YEARS	NAME
2013-2001-13	R. Brad Martin (interim)
2000-01	Dr. Shirley C. Raines
1991-00	Dr. Ralph Faudree (interim)
1980-91	Dr. V. Lane Rawlins
1980	Dr. Thomas Carpenter
1973-80	Dr. Jerry Boone (interim)
1972-73	Dr. Billy M. Jones
1960-72	Dr. John Richardson (interim)
1950-60	Dr. C.C. Humphreys
1949-50	Dr. J. Millard Smith
1946-49	Lamar Newport (acting)
1943-46	Dr. J. Millard Smith
1939-43	Dr. Jennings B. Sanders
1924-39	Dr. Richard C. Jones
1918-24	Dr. John Willard "J.W." Brister
1913-18	Dr. Andrew A. Kincannon
	Dr. John Willard "J.W." Brister

MEDIA

COACHING STAFF

PLAYERS

2012-13 REVIEW

HISTORY

3



Tom Bowen took over as the University of Memphis Director of Athletics in June of 2012, and in only one year, he has the Tigers roaring into a new and exciting era.

Bowen began his tenure with an athletics program poised to make a league move from Conference USA to the Big East. Despite the conference realignment carousel continuing to rotate nearly halfway into his first year, Bowen's steady leadership helped Memphis become a charter member of The American Athletic Conference, which began its inaugural year July 1, 2013.

The Memphis athletics leader played an integral role in the formation of The American Athletic Conference and was instrumental in bringing the league's first men's basketball tournament to the Bluff City in March of 2014.

In addition to guiding Memphis through the conference move, Bowen placed his stamp on Tigers athletics. One of his first missions was to evaluate and restructure the athletics department.

Bowen also came in with a plan to increase the department's fundraising efforts to assist with facility upgrades. Under his direction, the Elma Roane Fieldhouse — home to Memphis women's basketball and volleyball — improvements were completed with a state-of-the-art weight room, a four-lane training track, an elevated cardio platform, a players lounge and an enlarged training room with Grimm Tubs hydroponic pools for injury rehabilitation.

In November of 2012, Bowen received a gift of \$2.6 million on behalf of the department from the Helen and Jabie Hardin Charitable Trust to support women's athletics. The first phase in using the generous gift is underway with the redesign of the track and field complex on the University's Park Avenue campus. The second construction phase is set to begin in the near future and includes a clubhouse for the Tigers softball program at its stadium. The new softball clubhouse plans include coaches offices, meeting and recruiting rooms, indoor pitching and batting areas, athletic training room, equipment room and laundry room.

In the competition arena, Bowen's first year proved a rather successful one. After a tough start, the Tigers football squad rebounded to close the campaign with three-straight victories and finished the year with four league wins, the most since 2008. The men's basketball squad posted the sixth 30-win season in school history, swept the Conference USA regular season and tournament titles and advanced to the NCAA Tournament third round.

The men's tennis squad won the program's first Conference USA championship and received a second-consecutive NCAA Championships berth. The Tigers won their first NCAA Regional with an upset over Ole Miss and advanced to the program's first NCAA Championships Sweet Sixteen. The women's tennis team also made history with its first



NCAA Championships appearance as a team. The men's golf squad earned an NCAA Regional berth for a third-straight year. The track and field squads closed out the athletic year by sending a school-record nine student-athletes to the NCAA Outdoor Championships, with five earning All-America honors.

In the classroom, Memphis continued its strong performance in Bowen's first year. Memphis led the league with 228 student-athletes on the Conference USA Commissioner's Honor Roll and was second in the number of C-USA Commissioner's Academic Medal recipients with 54.

Memphis athletics also had a Conference USA-best four student-athletes receive the league's Scholar-Athlete Award for their respective sports and had four of its programs earn C-USA Sport Academic Awards, the most of any in the league.

Furthermore, Memphis athletics had four programs receive NCAA Public Recognition Awards for their exceptional Academic Progress Rate (APR).

Prior to taking his current post, Bowen served as the athletics director at San Jose State University from 2004-12. While at San Jose State, the core of Bowen's mission was building a "Culture of Champions" academically, athletically and in the community. He led the Spartan Foundation, the department's fundraising component, through consistently challenging and uncertain economic conditions to unprecedented fiscal heights. The Spartans produced annual budget surpluses four-straight years and re-invested their gains back into their student-athletes and teams.

In 2008, San Jose State was named as one of 12 Division I universities cited for Overall Excellence in Diversity in the most recent national study by Texas A&M University on behalf of the NCAA.

Bowen's proven administrative and managerial record at San Jose State resulted in national appointments in college athletics. He

served as one of eight Football Bowl Subdivision directors of athletics on the 24-member NCAA Division I Football Issues Committee, an appointment that ended in 2011. In 2009, Bowen was one of 12 named to serve as a mentor to aspiring women and ethnic minority athletics administrators in the NCAA Fellows Leadership Program. He was the Tournament Director for the 2010 NCAA Men's Basketball Division I Championship first and second rounds games played in San Jose.

Bowen joined the staff at San Jose State after serving three years as the Director of Community Affairs and the executive director of the 49ers Foundation for the San Francisco 49ers of the National Football League. His Division I experience at the collegiate level includes athletics administration positions at the University of California and Saint Mary's College in Moraga, Calif.

The 1983 graduate of the University of Notre Dame majored in theology/sociology and spent six years studying for the priesthood with the Holy Cross Fathers. Bowen went on to earn a master's degree in administration/education from the University of San Francisco in 1990.

Active throughout the entire Bay Area, he was named to the *San Jose Mercury News'* Top-25 Most Powerful Sports Figures in the Bay Area. Bowen served on the board of the San Jose Sports Authority, and he was an adjunct professor at the University of San Francisco School of Sports Management and at San Jose State University's Department of Kinesiology, where he taught sports management classes.

He is a Level 2 certified member of the College Athletic Business Management Association (CABMA) and has memberships in the National Association of Collegiate Directors of Athletics (NACDA) and the Association of Fundraising Professionals.

He and his wife, Mia, are the parents of three children: sons, Andrew and Peter, and daughter, McKenna.



UNIVERSITY OF MEMPHIS

For over 100 years, the University of Memphis has been a catalyst for progress in the city of Memphis, the state of Tennessee and the surrounding Mid-South region. From its inception in 1912 as a “normal school” dedicated to the education of public school teachers to its role today as an educator of technologically savvy, socially conscious graduates who face a complex world, the U of M has always been an integral component of the greater community.

Exceptional students from 50 states and 82 countries choose the University of Memphis as their collegiate home. Approximately 23,000 students attend the U of M, including more than 2,200 first-time freshmen and 2,500 students who live in university housing.

In 2013, *U. S. News & World Report* ranked the University of Memphis among the top 10 in the country for student internship placements and lauded it as one of the top 13 for its teacher preparation programs. Additionally, its graduate programs in audiology, speech-language pathology and rehabilitation counseling are consistently ranked among the top 20 in the nation by *U.S. News*.

As a doctoral-granting metropolitan research university, the U of M is committed to excellence in undergraduate, graduate and professional education; in the discovery and dissemination of knowledge; in engaged scholarship to the community, state and nation; and in the preparation of a diverse student population for successful careers and meaningful participation in a global society.

Ever forward looking, the University of Memphis is poised to enter one of its most historic and productive periods. Having just celebrated its centennial anniversary, its faculty, staff, alumni and benefactors have never been more willing, able and generous in their efforts to build an academic environment that makes a lifelong impact. This was evidenced by the more than \$256 million raised during the recent Empowering the Dream campaign.

The university’s strategic plan states its goals. Foremost among these is the ability to recruit outstanding faculty, enroll motivated students and provide distinctive learning experiences so its students are prepared for successful and meaningful participation in a diverse society.

Currently, the U of M offers 17 bachelor’s degrees in more than 50 areas of study, master’s degrees in 55 subjects and doctoral degrees in 23 disciplines. It also offers a specialist’s degree in education and a juris doctorate in law. Degree programs at the University of Memphis are divided into ten colleges and schools – College of Arts and Sciences, Fogelman College of Business and Economics, College of Communication and Fine

Arts, College of Education, Health and Human Sciences, Herff College of Engineering, the School of Public Health, University College, Cecil C. Humphreys School of Law, Loewenberg School of Nursing, and the School of Communication Sciences and Disorders.

For academically ambitious and talented students, the Helen Hardin Honors Program at the University of Memphis combines the best of a small liberal arts school with the wide-ranging opportunities of a large, nationally-recognized research university. With 1,848 students participating in fall 2012, the honors program, now entering its 40th year, is the largest honors program in the state of Tennessee.

In addition to the main campus in the heart of East Memphis, the University of Memphis opened a campus in Jackson, Tenn., in fall 2011 at what was formerly Lambuth University. It also has off-site campuses in Bartlett, Collierville, Cordova, Covington, Dyersburg, Jackson, Millington and Whitehaven.

One of the university’s strongest contributions to the community is its alumni. Many have become nationally and internationally renowned in their fields as corporate executives, elected officials, award-winning actors and best-selling authors. More than 65,000 U of M alumni live within a 40-mile radius of Memphis.

As the university enters its second century, it will continue to build strong partnerships with alumni, friends and community leaders to empower the next generation of Dreamers. Thinkers. Doers.

For more information on the University of Memphis, visit www.memphis.edu.

FACTS AT A GLANCE

INTERIM PRESIDENT

R. Brad Martin

FOUNDED

1912 as West Tennessee State Normal School

CAMPUS SIZE

239 buildings at eight sites, including the U of M Lambuth Campus

ENROLLMENT (FOR FALL 2012)

Total	22,139
Undergraduate	17,647
Graduate	3,089
Doctoral	1,023
Law School	380
Full-time	67%
Part-time	33%
Men	40%
Women	60%

ACCREDITATION

The University of Memphis is fully accredited by the Commission on Colleges of the Southern Association of Colleges and Schools.

WORKFORCE

Approximately 2,500 employees including 935 full-time faculty

COLLEGES & SCHOOLS

- Cecil C. Humphreys School of Law
- College of Arts & Sciences
- College of Communication and Fine Arts
- College of Education, Health and Human Sciences
- Fogelman College of Business and Economics
- Graduate School
- Herff College of Engineering
- Loewenberg School of Nursing
- School of Communication Sciences and Disorders
- School of Public Health
- University College

DEGREES

- 17 bachelor’s degrees in more than 250 areas of study
- Master’s degrees in 55 subjects
- Doctoral degrees in 23 disciplines
- Specialist degree in education
- Juris Doctor (law degree)

NAME CHANGES

1994	University of Memphis
1957	Memphis State University
1941	Memphis State College
1925	West Tennessee State Teachers College
1912	West Tennessee State Normal School

MEDIA

COACHING STAFF

PLAYERS

2012-13 REVIEW

HISTORY

5



CITY OF MEMPHIS

Considered the “Home of the Blues” and the “Birthplace of Rock ‘n Roll,” the city of Memphis’ musical roots run deep. However, music is just a chapter in the history as well as the future of the city located in the heart of Mid-America.

Memphis, named after the capital of ancient Egypt, has big city amenities with a small-town feel. Whether you are a hardcore sports enthusiast, a history buff, a music aficionado, or you just like to relax and watch as boats travel the Mississippi River, Memphis has something for everyone.

Downtown Memphis has continued to grow and thrive, and two of the most visible projects have been the construction of AutoZone Park and FedExForum.

AutoZone Park is the home of the Memphis Redbirds, the St. Louis Cardinals’ Triple-A club. The 14,320-seat stadium includes 1,500 club seats, 48 luxury suites and is located at the corner of Third Street and Union Avenue across from the world-famous Peabody Hotel. The Memphis Tigers baseball team also plays some of its more high-profile opponents in the top-notch facility.

The city’s newest downtown project is FedExForum, an entertainment arena that houses both the Memphis Grizzlies of the National Basketball Association and the University of Memphis men’s basketball team. The \$250 million state-of-the-art arena features a 35,000-square-foot outdoor plaza where fans of all ages can gather before an event. The arena has over 100 points of sale for concession stands and four full-service restaurants. FedExForum is located one block south of Beale Street.

Memphis’ musical roots can be traced to band leader W.C. Handy, who wrote the first blues song here in 1909, a campaign theme for Memphis mayor “Boss” Crump called “Boss Crump Blues” and later published as the “The Memphis Blues.” The sound soon caught on and blues bands filled the clubs along Beale. Young musicians who have performed along Beale include Muddy Waters, Furry Lewis, Albert King, Bobby “Blue” Bland and B.B. King.

Beale Street has rapidly become the entertainment center of Memphis, and visitors and locals alike enjoy the food and music offered in the various nightclubs.

Where Beale Street meets the Mississippi River is Tom Lee Park, site of the annual Beale Street Music Festival. The weekend-long event is just a part of the month-long Memphis in May International Festival, which also includes the World Championship Barbecue Cooking Contest and the Sunset Symphony.

Located within a block of Beale is Gibson Guitar Memphis, which includes factory tours and cultural exhibits. Across the street is the Smithsonian’s Rock ‘n’ Soul Museum located at the FedExForum, which includes artifacts documenting music’s past.

Memphis’ musical roots also include Stax and Hi-Records as well as Sun Records recording studio. Stax became known for “sweet soul music” through such artists as the MarKeys, Booker T.

and the MGs, Otis Redding, Wilson Pickett, Sam and Dave and Isaac Hayes. The Stax Museum reopened on its original location at McLemore and Crump in the summer of 2003 and offers visitors a complete history of “Soulsville USA.”

One of Hi-Records’ premier artists was Al Green. Sun Records’ most famous recording artist was Elvis Presley and also boasted Jerry Lee Lewis, Carl Perkins and Johnny Cash among its recording artists.

Elvis Presley’s Graceland is one of the five most-visited home tours in America and is the most famous home in the United States after the White House. In 1991, Graceland was placed on the National Register of Historical Places. Over 600,000 visitors tour Graceland each year. Also located downtown is the beautiful Orpheum Theater, which serves as a venue for performances by Ballet Memphis, the Memphis Symphony Orchestra and traveling Broadway shows, as well as the Orpheum Classic Movies series and other concerts.

The city’s location makes Memphis a major distribution hub with two interstate highways intersecting the city. Memphis is also home of FedEx, the nation’s largest package carrier which makes Memphis International Airport the world’s busiest cargo airport. Over 500 commercial passenger flights originate from Memphis International each day.

Ranked by *The Sporting News* as one of the “Top 50 Sports Cities In the Country,” the city of Memphis is a large metropolitan city with a hometown feel. From its big-city industry such as FedEx and the Memphis International Airport to its family recreation areas such as Shelby Farms and the Memphis Zoo, the city boasts all the amenities one would expect in a city with over 1 million residents, while retaining the charm and down-to-earth feel of a small town.



MEMPHIS IS ...

- Named for its Egyptian sister city on the Nile
- The largest city in Tennessee & the 20th largest city in the United States
- Centered in the middle of the nation’s population
- The Pork BBQ Capital of the world
- Beale Street is a national historical landmark
- The home of The Pyramid, the third-largest pyramid in the world
- Ranked by the travel industry as one of the top-20 destinations for an athletics event
- The nation’s largest spot cotton-trading market
- The hardwood capital of the world
- The home of the world’s largest cargo airport
- The third-largest rail center in the United States
- The fourth-largest inland port in the United States
- Home to the Memphis Zoo, one of only four zoos in the United States to exhibit giant pandas
- The 35th Best Sports City according to *The Sporting News* 2011 list.



TIGERS TRADITIONS

When the University of Memphis first fielded a football team in the fall of 1912, no one had selected a nickname for the squad.

Early references to the football team tabbed them only as the Blue and Gray Warriors of West Tennessee Normal School.

After the final game of the 1914 season, there was a student parade. During this event, several Normal students shouted, "We fight like Tigers." The nickname was born.

More and more the nickname "Tigers" was used, particularly in campus publications. But, it did not catch on with the newspapers downtown. They continued to use "Normals" or the "Blue and Gray" when referring to the University.

In the late 1920s, student publications and downtown newspapers began referring to the football team as the "Teachers" or "Tutors." The Tigers nickname would return, but not until 1939 was it finally adopted as the official nickname for the University of Memphis.

For over 40 years, the sideline mascot for the University of Memphis has been a Bengal Tiger named TOM. TOM attends all Tigers football home games, and he can also be found at many other University events throughout the year.

TOM travels in style in a custom-designed, climate-controlled trailer and always with a sheriff patrol escort.

As one of only two universities in America with a live tiger mascot, The University of Memphis is unique in its tiger tradition. As a project of the Highland Hundred, no public or University funds are used to provide for TOM's needs, and no University resources are required in his care.

TOM is a powerful and majestic symbol of the University of Memphis, and his presence presents constant opportunities to educate Tigers fans young and old through the preservation of one of the world's most recognizable endangered species.

The first Tiger, TOM, was procured by the Highland Hundred football boosters in 1972 and served the U of M faithfully for nearly 20 years until passing away in February of 1992. The Highland Hundred officially presented TOM



to the University in a ceremony at Liberty Bowl Memorial Stadium on Nov. 11, 1972, during a football game against the University of Cincinnati.

TOM had initially been named 'Shane' at the suggestion of the breeder's daughter. Once in Memphis, though, a contest was held to name the mascot. More than 2,500 entries were submitted. The list was ultimately reduced to two choices, Shane and TOM, which stands for Tigers Of Memphis. TOM won.

In the fall of 1991, the Highland Hundred Tiger Guard received TOM II as a gift from Tom and Carolyn Atchison of Florence, Ala. TOM II served his university with pride for 17 years through 2008, passing away on Oct. 15 of that year.

Shortly after TOM II's death, the Tiger Guard began the search for a new tiger to serve as TOM III, and a stroke of good luck was realized in a discussion with the Wisconsin Big Cat Rescue & Educational Center in Rock Springs, Wis. Faced with three new cubs born Aug. 31, 2008, after an unexpected pregnancy at their facility, founders Jeff Kozlowski and Jenny Meyer offered to donate one of their young tigers to serve as TOM III.

TOM III was introduced at a press conference on Nov. 17, 2008, and the Tiger Guard officially presented him to the University on Nov. 22 during a football game against the UCF.

U OF M ALMA MATER

Stand Firm, O Alma Mater
Through All The Years To Come;
In Days Of Youth And Beauty
Thy Halls Have Been Our Home.
In Time Of Preparation
Great Lessons Didst Thou Teach
Till Now O Alma Mater,
The Stars We'll Strive To Reach.

Lead On, O Alma Mater
They Sons To Highways,
Give Light And Truth Unto Them
For All Their Coming Days.
To Thee We'll Give All Honor,
Our Hopes Abide In Thee,
For Thou, O Alma Mater,
Hast Made Us Ever Free.

U OF M FIGHT SONG

Go Tigers Go, Go On To Victory,
Be A Winner Thru And Thru;
Fight Tigers, Fight Cause We're
Going All The Way --
Fight, Fight
For The Blue And Gray And Say --

Let's Go Tigers Go,
Go On To Victory.
See Our Colors Bright And True;
It's Fight Now Without A Fear,
Fight Now Let's Shout A Cheer,
Shout For Dear Memphis U.
(Yell)
Go Tigers Go
Go Tigers Go
Yea -- Tiger Go!

THE LOGO

The University of Memphis' official logo was redesigned by Craig Thompson, from Disciple Design in Memphis, Tenn.

The original logo was an MSU with a leaping Tiger coming out from behind the letter. The new logo is an "M" with a leaping Tiger coming up over the center of the "M."

SCHOOL COLORS

The University of Memphis' official school colors of Blue and Gray were selected in the early 1900s.

The colors were chosen in an effort to show unity in a nation that was still recovering from the effects of the Civil War. The student body thought that by picking the colors of the North and the South, the school would show a togetherness among all students.

MEDIA

COACHING STAFF

PLAYERS

2012-13 REVIEW

HISTORY

7



HELLO



we are

Memphis
Men's Golf

ONE CITY. ONE TEAM. ONE GOAL.



Not entirely unlike the nation that provides its namesake, the American Athletic Conference was born from an ideal in which members with ambitious goals are provided with the means to succeed in their quests for excellence.

With roots that extend to three conferences, the American Athletic Conference membership in 2013 — its debut season — consists of 10 institutions: the University of Central Florida, the University of Cincinnati, the University of Connecticut, the University of Houston, the University of Louisville, the University of Memphis, Rutgers University, Southern Methodist University, the University of South Florida and Temple University.

In 2014-15, East Carolina University, Tulane University and the University of Tulsa come aboard. The 2015-16 season sees the U.S. Naval Academy join the ranks in football only.

The American, which operated as the Big East Conference from 1979 to 2013, will immediately take a place at the forefront of Division I athletics, with schools that have played in a combined five Bowl Championship Series games, won four NCAA men's basketball titles since 1999, and won eight NCAA women's basketball championships since 1995.

Among the league's 2013 members, seven of The American's 10 football teams have been ranked in the top 13 in the BCS since 2006. Eight of the 10 teams have been in the BCS top 25 in that span. The 2013-14 membership will also include the most recent NCAA men's basketball (Louisville) and women's basketball (UConn) champions.



The 2013 season will mark the final year of a six-year arrangement with ESPN that gives The American national exposure on ABC television and the ESPN family of networks. ESPN, ESPN2 or ABC will carry a minimum of 19 American home football games each season. Championship Week in December includes three American games on either ABC, ESPN or ESPN2. At least four American games are featured on ESPN's Thursday-night package.

In addition, ESPN Regional Television will continue to produce and distribute its Game of the Week package to a nationally syndicated audience, reaching more than 30 million homes. Most of these games also will be available as part of the ESPN GamePlan subscription service. Finally, a minimum of five home games will be carried on ESPNU.

Following the 2013 football season, the American Athletic Conference enters new television partnerships with ESPN and CBS Sports which will give the conference unprecedented national exposure. The football portion of the contract, which begins in the 2014 season, calls for nearly 90 percent of conference-controlled games on national broadcast or national cable platforms. The first American Athletic Conference Football Championship, which will be played in 2015, will be carried either on ABC or ESPN on Championship Saturday.

In men's basketball, the new television deal calls for all conference-controlled games to be televised, with more than 63 percent slotted for national broadcast or national cable — a minimum of 107 games. The entire postseason tournament will be

televised, including the championship game, which will be either on ABC or ESPN. Sixty percent of the American's women's basketball games will be carried on either national cable, regional sports networks or ESPN3.

American Athletic Conference teams will have access to the pinnacle of college football's postseason structure, both in the coming season and beyond. In 2013-14, the league champion will receive an automatic bid for the final edition of the Bowl Championship Series, including a spot in the VIZIO National Championship Game if it is ranked No. 1 or No. 2 in the final BCS standings. Moving forward, The American champion would be chosen for the College Football Playoff semifinals if it is among the top four teams following the regular season. Otherwise, the league would place its champion in either the Cotton Bowl, Fiesta Bowl or Peach Bowl if it is ranked higher than the champions of Conference USA, the Mid-American Conference, the Mountain West Conference and the Sun Belt Conference.

The American Athletic Conference administers to its membership from a state-of-the-art office located in Providence, R.I. The location of the conference headquarters — just steps from the city's Amtrak station and 10 minutes from T.F. Green International Airport — gives the conference easy access to its member schools.

The conference headquarters is equipped with a complete video production studio and small- and large-scale meeting rooms to accommodate the many coaches' and administrators' meetings held on-site each year.

2013-14 TOURNAMENTS

COLUMBIA REGIONAL PREVIEW

Sept. 16-17, 2013
Columbia, Mo.
The Club at Old Hawthorne
Par 72 • 6,105 Yards



2012 RESULTS - TEAM STANDINGS

First Year of Tournament

SHOAL CREEK INTERCOLLEGIATE

Sept. 30-Oct. 1, 2013
Birmingham, Ala.
Shoal Creek
Par 72 • 7,234 Yards



2012 RESULTS - TEAM STANDINGS

1.	LSU.....	286-290-288 — 864 (E)
2.	Houston.....	292-279-298 — 869 (+5)
3.	North Texas.....	288-293-292 — 873 (+9)
4.	UAB.....	292-285-299 — 876 (+12)
5.	Memphis.....	290-288-299 — 877 (+13)
6.	North Florida.....	292-295-293 — 880 (+16)
7.	Tulsa.....	289-289-303 — 881 (+17)
8.	Kennesaw State.....	296-292-305 — 893 (+29)
9.	Southern Miss.....	313-298-298 — 909 (+45)
10.	Dartmouth.....	309-296-308 — 913 (+49)
11.	Southeastern Louisiana.....	301-305-311 — 917 (+53)

2012 RESULTS - INDIVIDUAL TOP 10

1.	Rodolfo Cazaubon (North Texas).....	68-70-72 — 210 (-6)
	Stewart Jolly (LSU).....	70-69-71 — 210 (-6)
	Curtis Thompson (LSU).....	69-70-71 — 210 (-6)
4.	Wesley McClain (Houston).....	72-68-73 — 213 (-3)
5.	Myles Lewis (LSU).....	74-68-72 — 214 (-2)
	MJ Maguire (North Florida).....	73-68-73 — 214 (-2)
	Jimmy Beck (Kennesaw State).....	70-73-71 — 214 (-2)
8.	Will Pearson (Memphis).....	74-71-71 — 216 (E)
	Carlos Ortiz (North Texas).....	74-71-71 — 216 (E)
	Grant Milner (Memphis).....	71-71-74 — 216 (E)

2012 RESULTS - MEMPHIS INDIVIDUALS

T8	Will Pearson.....	74-71-71 — 216 (E)
	Grant Milner.....	71-71-74 — 216 (E)
T36	Steve Lee.....	71-76-80 — 227 (+11)
	Erwan Vieilledent.....	79-70-78 — 227 (+11)
T41	Lexus Keoninh.....	74-78-76 — 228 (+12)

BANK OF TENNESSEE INTERCOLLEGIATE

Oct. 11-13, 2013
Jonesborough, Tenn.
Blackthorn Club at the Ridges
Par 72 • 7,147 Yards



2012 RESULTS - TEAM STANDINGS

1.	Missouri.....	285-286-286 — 857 (-7)
2.	Tennessee.....	280-287-291 — 858 (-6)
3.	UNCW.....	289-289-281 — 859 (-5)
4.	Memphis.....	280-291-289 — 860 (-4)
5.	Virginia.....	284-286-291 — 861 (-3)
6.	Wake Forest.....	285-290-287 — 862 (-2)
	Coastal Carolina.....	291-282-289 — 862 (-2)
8.	Virginia Tech.....	289-283-297 — 869 (+5)
9.	East Tennessee State.....	288-297-287 — 872 (+8)
10.	Penn State.....	294-296-289 — 879 (+15)
11.	Army.....	289-300-292 — 881 (+17)
12.	Furman.....	302-293-293 — 888 (+24)
13.	Pepperdine.....	295-291-304 — 890 (+26)

2012 RESULTS - INDIVIDUAL TOP 10

1.	Grant Milner (Memphis).....	67-67-72 — 206 (-10)
	Evan Beck (Wake Forest).....	70-69-69 — 208 (-8)
3.	Emilio Cuartero (Missouri).....	71-70-69 — 210 (-6)
4.	Payne McLeod (UNCW).....	71-73-67 — 211 (-5)
	Rick Lamb (Tennessee).....	67-73-71 — 211 (-5)
6.	Roberto Ballesteros (Coastal Carolina).....	71-70-72 — 213 (-3)
	Mac McLaughlin (Virginia).....	72-68-72 — 212 (-4)
8.	Sebastian Soderberg (Coastal Carolina).....	71-70-72 — 213 (-3)
	Grayson Murray (Wake Forest).....	70-72-71 — 213 (-3)
	Jace Long (Missouri).....	70-70-73 — 213 (-3)

2012 RESULTS - MEMPHIS INDIVIDUALS

1	Grant Milner.....	67-67-72 — 206 (-10)
T17	Will Pearson.....	68-75-74 — 217 (+1)
T23	Cory Gaylord.....	73-74-71 — 218 (+2)
T56	Steve Lee.....	72-75-77 — 224 (+8)
65	Lexus Keoninh.....	78-78-72 — 228 (+12)

BRIDGESTONE GOLF COLLEGIATE

Oct. 26-27, 2013
Greensboro, N.C.
Grandover East Course
Par 72 • 7,245 Yards



2012 RESULTS - TEAM STANDINGS

1.	Mississippi State.....	286-286-289 — 861 (-3)
2.	Chattanooga.....	289-282-294 — 865 (+1)
3.	Iowa State.....	287-287-292 — 866 (+2)
4.	Ole Miss.....	292-292-302 — 886 (+22)
	North Carolina State.....	289-297-300 — 886 (+22)
	Virginia Tech.....	288-298-300 — 886 (+22)
7.	Purdue.....	295-297-296 — 888 (+24)
8.	Georgia State.....	304-291-295 — 890 (+26)
	Maryland.....	293-299-298 — 890 (+26)
10.	VCU.....	300-293-298 — 891 (+27)
11.	UNCG.....	297-290-311 — 898 (+34)
12.	Eastern Michigan.....	305-300-300 — 905 (+41)
13.	Boston College.....	300-301-305 — 906 (+42)

2012 RESULTS - INDIVIDUAL TOP 10

1.	Chris Robb (Chattanooga).....	72-66-69 — 207 (-9)
2.	Axel Boasson (Mississippi State).....	69-67-72 — 208 (-8)
3.	Blake Morris (Ole Miss).....	67-73-72 — 212 (-4)
	Scott Fernandez (Iowa State).....	71-71-70 — 212 (-4)
5.	Chad Ramey (Mississippi State).....	71-71-71 — 213 (-3)
6.	Albin Choi (North Carolina State).....	70-74-70 — 214 (-2)
	Scott Vincent (Virginia Tech).....	71-70-73 — 214 (-2)
	Sean Bosdosh (Maryland).....	70-71-73 — 214 (-2)
9.	Blake Waller (Iowa State).....	74-70-73 — 217 (+1)
10.	Andy Mai (Boston College).....	72-70-77 — 219 (+3)
	Enzo Perez (Purdue).....	74-72-73 — 219 (+3)
	Mitch Sutton (North Carolina State).....	70-73-76 — 219 (+3)
	Steven Fox (Chattanooga).....	72-74-73 — 219 (+3)
	Tom Harris (Maryland).....	71-71-77 — 219 (+3)

2012 RESULTS - MEMPHIS INDIVIDUALS

Did Not Compete

ASU FALL BEACH CLASSIC

Nov. 4-5, 2013
Gulf Shores, Ala.
The Peninsula Golf & Racquet
Par 72 • 7,165 Yards



2012 RESULTS - TEAM STANDINGS

1.	Vanderbilt.....	289-300-293 — 882 (+18)
2.	Murray State.....	292-296-303 — 891 (+27)
	UALR.....	301-293-297 — 891 (+27)
4.	Stephen F. Austin.....	297-291-309 — 897 (+33)
5.	Southeastern Louisiana.....	301-301-306 — 908 (+44)
6.	Illinois State.....	310-303-297 — 910 (+46)
7.	Troy.....	307-294-313 — 914 (+50)
8.	Rice.....	308-297-313 — 918 (+54)
9.	Arkansas State.....	304-306-310 — 920 (+56)
10.	Nicholls State.....	313-293-321 — 927 (+63)
11.	Texas Pan American.....	305-307-317 — 929 (+65)
12.	New Orleans.....	301-306-324 — 931 (+67)
13.	UT Martin.....	317-303-321 — 941 (+77)

2012 RESULTS - INDIVIDUAL TOP 10

1.	Alfred Kerstis (UALR).....	75-68-71 — 214 (-2)
	Tolver Dozier (Troy).....	71-68-75 — 214 (-2)
3.	Ben Fogler (Vanderbilt).....	69-76-72 — 217 (+1)
4.	Patrick Newcomb (Murray State).....	71-71-76 — 218 (+2)
5.	Charlie Ewing (Vanderbilt).....	72-74-74 — 220 (+4)
6.	John Luke Sheehan (SFA).....	72-71-78 — 221 (+5)
7.	Hunter Stewart (Vanderbilt).....	73-76-73 — 222 (+6)
	Nicklaus Benton (UALR).....	74-75-73 — 222 (+6)
9.	Hunter York (Murray State).....	72-76-75 — 223 (+7)
	Joe Beck III (Rice).....	77-73-73 — 223 (+7)

2012 RESULTS - MEMPHIS INDIVIDUALS

Did Not Compete

MOBILE BAY INTERCOLLEGIATE

Feb. 17-18, 2014
Mobile, Ala.
Magnolia Grove Crossing Course
Par 72 • 7,213 Yards



2013 RESULTS - TEAM STANDINGS

1.	Auburn.....	285-292-284 — 861 (-3)
2.	LSU.....	295-287-283 — 865 (+1)
3.	Illinois.....	290-297-283 — 870 (+6)
4.	Mississippi State.....	300-291-284 — 875 (+11)
	Wake Forest.....	303-290-282 — 875 (+11)
6.	Memphis.....	292-291-293 — 876 (+12)
7.	South Alabama.....	304-294-284 — 882 (+18)
8.	Southern Miss.....	305-289-295 — 889 (+25)
9.	Vanderbilt.....	305-293-294 — 892 (+28)
10.	Kentucky.....	305-296-300 — 901 (+37)
11.	Louisiana-Lafayette.....	309-296-300 — 905 (+12)
12.	Middle Tennessee.....	311-301-295 — 907 (+43)
13.	Louisiana Tech.....	308-306-295 — 909 (+45)
14.	Akron.....	306-315-299 — 920 (+11)
15.	Illinois State.....	303-312-308 — 923 (+59)
16.	Arkansas State.....	308-311-307 — 926 (+62)

2013 RESULTS - INDIVIDUAL TOP 10

1.	Niclas Carlsson (Auburn).....	71-71-70 — 212 (-4)
2.	Evan Beck (Wake Forest).....	74-71-69 — 214 (-3)
3.	Michael Hebert (Auburn).....	72-72-71 — 215 (-1)
4.	Thomas Herdberg (Wake Forest).....	73-72-71 — 216 (E)
5.	Brian Campbell (Illinois).....	68-77-72 — 217 (+1)
	Zach Estep (Southern Miss).....	74-68-75 — 217 (+1)
	Mason Jacobs (Illinois).....	71-75-71 — 217 (+1)
	Stewart Jolly (LSU).....	74-71-72 — 217 (+1)
	Smylie Kaufman (LSU).....	73-71-73 — 217 (+1)
	Andrew Presley (LSU).....	74-75-68 — 217 (+1)

2013 RESULTS - MEMPHIS INDIVIDUALS

T11	Thomas Perrot.....	78-70-70 — 218 (+2)
T13	Steve Lee.....	71-72-76 — 219 (+3)
T16	Grant Milner.....	71-76-73 — 220 (+4)
T27	Cory Gaylord.....	75-73-74 — 222 (+6)
T59	Will Pearson.....	75-76-81 — 232 (+16)

MEDIA

COACHING STAFF

PLAYERS

2012-13 REVIEW

HISTORY

9



2013-14 TOURNAMENTS

USF INVITATIONAL

Mar. 2-4, 2014
Tampa, Fla.
Lake Jovita Golf Club
Par 72 • 7,060 Yards



2013 RESULTS - TEAM STANDINGS

1.	North Carolina State	287-280-293	— 860 (-4)
2.	South Carolina	287-283-291	— 861 (-3)
3.	Florida State	293-286-284	— 863 (-1)
4.	South Florida	296-294-283	— 873 (+9)
5.	Virginia	289-300-292	— 881 (+17)
6.	Mercer	289-298-296	— 883 (+19)
7.	Kentucky	295-287-302	— 884 (+20)
8.	Kennesaw State	300-295-290	— 885 (+21)
9.	Troy	304-297-291	— 892 (+28)
10.	Louisville	296-304-293	— 893 (+29)
11.	Middle Tennessee	304-298-301	— 903 (+39)
12.	Rice	300-301-308	— 909 (+45)
13.	Cincinnati	306-297-316	— 919 (+55)
14.	Eastern Michigan	300-311-309	— 920 (+56)
	Marquette	308-300-312	— 920 (+56)
16.	Wisconsin	310-303-311	— 924 (+60)
17.	DePaul	312-296-320	— 928 (+64)

2013 RESULTS - INDIVIDUAL TOP 10

1.	Albin Choi (North Carolina State)	68-68-72	— 208 (-8)
2.	Daniel Berger (Florida State)	71-67-73	— 211 (-5)
	Dykes Harbin (South Carolina)	68-72-71	— 211 (-5)
	Hans Reimers (Mercer)	73-70-68	— 211 (-5)
5.	Hank Lebioda (Florida State)	74-72-66	— 212 (-4)
6.	Ben Greene (Kennesaw State)	74-68-72	— 214 (-2)
	Stephen Powers (Kentucky)	68-72-74	— 214 (-2)
	Robin Scot-Siegrist (Louisville)	70-74-70	— 214 (-2)
9.	Logan Harrell (North Carolina State)	69-71-75	— 215 (-1)
	Chase Koepka (South Florida)	70-71-75	— 216 (E)
	Doug Letson (Florida State)	73-72-71	— 216 (E)
	Matthew NeSmith (South Carolina)	74-71-71	— 216 (E)
	Carter Page (North Carolina State)	76-70-70	— 216 (E)

2013 RESULTS - MEMPHIS INDIVIDUALS

Did Not Compete

OLD WAVERLY INTERCOLLEGIATE

Apr. 7-8, 2014
West Point, Miss.
Old Waverly Golf Club
Par 72 • 7,088 Yards



2013 RESULTS - TEAM STANDINGS

1.	Mississippi State	287-288-292	— 867 (+3)
	UAB	286-290-291	— 867 (+3)
3.	South Alabama	283-299-294	— 876 (+12)
4.	Southeastern Louisiana	294-296-290	— 880 (+16)
5.	Cincinnati	284-308-296	— 888 (+24)
6.	Southern Miss.	296-293-300	— 889 (+25)
	Georgia State	289-307-293	— 889 (+25)
8.	Memphis	297-294-2999	— 890 (+11)
9.	Louisiana-Lafayette	301-303-289	— 893 (+29)
10.	Louisiana Tech	299-298-297	— 894 (+30)
11.	Ole Miss	304-288-305	— 897 (+33)
12.	Middle Tennessee	312-305-294	— 911 (+47)
13.	Rice	302-303-308	— 913 (+49)
14.	Arkansas State	315-309-305	— 929 (+65)

2013 RESULTS - INDIVIDUAL TOP 10

1.	Emerson Newsome (Cincinnati)	67-71-72	— 210 (-6)
2.	Jonathan Grey (Georgia State)	69-74-68	— 211 (-5)
	Wilson McDonald (UAB)	70-70-71	— 211 (-5)
	Thomas Sutton (UAB)	72-68-71	— 211 (-5)
5.	Rhys West (Southeastern Louisiana)	71-71-71	— 213 (-3)
6.	Chad Ramey (Mississippi State)	71-72-72	— 215 (-1)
7.	Nicholas Inderthal (Southeastern La.)	70-75-71	— 216 (E)
	Blake Kelley (South Alabama)	68-75-73	— 216 (E)
	Travis Wilmore (Louisiana Tech)	73-71-72	— 216 (E)
10.	Axel Boasson (Mississippi State)	72-70-75	— 217 (+1)
	Zach Estep (Southern Miss)	69-73-75	— 217 (+1)
	Victor Lange (Louisiana Tech)	69-74-74	— 217 (+1)

2013 RESULTS - MEMPHIS INDIVIDUALS

T20	Will Pearson	74-72-76	— 222 (+6)
T25	Cory Gaylord	74-74-75	— 223 (+7)
T27	Grant Milner	76-74-74	— 224 (+8)
	Thomas Perrot	73-74-77	— 224 (+8)
T34	Carlson Cox	78-74-74	— 226 (+10)

AUBURN TIGER SHOOTOUT

Mar. 10-11, 2014
Opelika, Ala.
Gran National Lake Course
Par 72 • 7,149 Yards



2013 RESULTS - TEAM STANDINGS

1.	Mississippi State	292-300-297	— 889 (+25)
2.	Memphis	296-302-298	— 896 (+32)
3.	Auburn	301-294-304	— 899 (+35)
4.	South Alabama	301-300-299	— 900 (+36)
5.	Kentucky	307-297-297	— 901 (+37)
	Chattanooga	298-301-302	— 901 (+37)
	Houston	301-299-301	— 901 (+37)
8.	Kennesaw State	293-312-297	— 902 (+38)
	Wake Forest	293-303-306	— 902 (+38)
10.	East Carolina	290-309-305	— 904 (+40)
11.	North Carolina	299-312-298	— 909 (+45)
12.	Charlotte	295-309-306	— 910 (+46)
13.	Samford	310-309-308	— 927 (+63)
14.	Yale	308-313-312	— 933 (+69)
15.	Troy	313-312-312	— 937 (+73)

2013 RESULTS - INDIVIDUAL TOP 9

1.	Chad Ramey (Mississippi State)	72-71-70	— 213 (-3)
2.	Niclas Carlsson (Auburn)	72-70-74	— 216 (E)
3.	Will Pearson (Memphis)	74-71-73	— 218 (+2)
	Benjamin Weillguni (Chattanooga)	73-72-73	— 218 (+2)
5.	Evan Beck (Wake Forest)	70-75-76	— 221 (+5)
6.	Ryan Eibner (East Carolina)	72-76-74	— 222 (+6)
	Peder Hermansson (Kennesaw State)	75-75-72	— 222 (+6)
	Tyler Klava (South Alabama)	77-72-73	— 222 (+6)
	Stephen Powers (Kentucky)	77-73-72	— 222 (+6)

2013 RESULTS - MEMPHIS INDIVIDUALS

T3	Will Pearson	74-71-73	— 218 (+2)
T17	Steve Lee	74-75-76	— 225 (+9)
T25	Thomas Perrot	77-75-75	— 227 (+11)
T50	Cory Gaylord	71-83-79	— 233 (+17)
T59	Grant Milner	80-81-74	— 235 (+19)

THE WESTERN INTERCOLLEGIATE

Apr. 12-13, 2014
Santa Cruz, Calif.
Pasatiempo Golf Club
Par 70 • 6,615 Yards



2013 RESULTS - TEAM STANDINGS

1.	California	350-361-340	— 1051 (+1)
2.	UCLA	341-361-362	— 1064 (+14)
3.	Stanford	351-366-364	— 1081 (+31)
4.	Washington	358-370-357	— 1085 (+35)
5.	San Diego State	349-369-372	— 1090 (+40)
6.	Southern Cal	351-373-376	— 1100 (+50)
7.	San Jose State	351-380-370	— 1101 (+51)
8.	Oregon	373-364-368	— 1105 (+55)
9.	Arizona State	366-373-367	— 1106 (+56)
10.	Denver	358-372-385	— 1115 (+65)
11.	Fresno State	361-375-382	— 1118 (+68)
	UC Irvine	361-381-376	— 1118 (+68)
13.	UTEP	368-384-369	— 1121 (+71)
14.	Hawaii	361-381-381	— 1123 (+73)

2013 RESULTS - INDIVIDUAL TOP 10

1.	Pedro Figueiredo (UCLA)	65-71-68	— 204 (-6)
2.	Max Homa (California)	67-73-66	— 206 (-4)
	Michael Kim (California)	67-73-66	— 206 (-4)
T4	Lorens Chan (UCLA)	70-67-72	— 209 (-1)
	Xander Schauffele (San Diego State)	67-74-68	— 209 (-1)
	Pontus Widegren (UCLA)	66-69-74	— 209 (-1)
7.	James Yoon (California)	71-72-67	— 210 (E)
	Jon Rahm (Arizona State)	69-72-69	— 210 (E)
9.	Jay Hwang (UCLA)	70-70-71	— 211 (+1)
	Justin Estrada (San Jose State)	68-75-68	— 211 (+1)
	Patrick Rodgers (Stanford)	70-74-67	— 211 (+1)

2013 RESULTS - MEMPHIS INDIVIDUALS

Did Not Compete

MEMPHIS INTERCOLLEGIATE

Mar. 31-Apr. 1, 2014
Memphis, Tenn.
Colonial Country Club
Par 72 • 7,334 Yards



2013 RESULTS - TEAM STANDINGS

1.	Austin Peay	303-297-297	— 897 (+33)
2.	Louisiana-Lafayette	318-283-298	— 899 (+35)
3.	Memphis	304-312-290	— 906 (+42)
4.	Louisville	304-310-296	— 910 (+46)
5.	Vanderbilt	306-312-294	— 912 (+48)
6.	South Alabama	303-315-298	— 916 (+52)
7.	Ball State	309-305-308	— 922 (+58)
8.	UMKC	313-318-292	— 923 (+59)
9.	Western Kentucky	311-307-308	— 926 (+62)
10.	Texas Tech	305-315-307	— 927 (+63)
11.	Southern Miss.	318-318-295	— 931 (+67)
12.	Middle Tennessee	321-313-301	— 935 (+71)
13.	Cleveland State	313-319-311	— 943 (+79)
14.	Cincinnati	321-316-308	— 945 (+81)
15.	Arkansas State	320-324-312	— 956 (+92)
16.	DePaul	329-323-315	— 967 (+103)

2013 RESULTS - INDIVIDUAL TOP 10

1.	Dustin Korte (Austin Peay)	71-75-72	— 218 (+2)
	Jordan Janico (Vanderbilt)	74-78-69	— 221 (+5)
	Maximilian Walz (Louisville)	76-74-71	— 221 (+5)
4.	Anthony Bradley (Austin Peay)	74-77-71	— 222 (+6)
	Clement Sordet (Texas Tech)	77-74-71	— 222 (+6)
6.	Ross Davis (Louisiana-Lafayette)	77-74-72	— 223 (+7)
7.	Lexus Keoninh (Memphis)	77-72-75	— 224 (+8)
T8	Jared Burleson (South Alabama)	77-78-70	— 225 (+9)
	Zach Estep (Southern Miss)	75-76-74	— 225 (+9)
	Grant Milner (Memphis)	80-78-67	— 225 (+9)
	John Voetsch (Vanderbilt)	76-74-75	— 225 (+9)

2013 RESULTS - MEMPHIS INDIVIDUALS

T8	Grant Milner	80-78-67	— 225 (+9)
T12	Will Pearson	75-75-76	— 226 (+10)
T19	Cory Gaylord	77-79-72	— 228 (+12)
T24	Thomas Perrot	74-80-75	— 229 (+13)
T62	Steve Lee	78-84-77	— 239 (+23)

AMERICAN ATHLETIC CHAMPIONSHIP

Apr. 27-29, 2014
Charleston, S.C.
Daniel Island Country Club



2013 RESULTS - TEAM STANDINGS

First Year of Tournament

MEDIA

COACHING STAFF

PLAYERS

2012-13 REVIEW

HISTORY

10



HEAD COACH

GRANT ROBBINS

UNIVERSITY OF MEMPHIS, 1994
ELEVENTH SEASON

Now in his 11th season as the University of Memphis men's golf head coach, Grant Robbins continues to build the Tigers program into a national contender. Prior to being named the Tigers head coach, Robbins improved his craft at the University of North Carolina Wilmington, where he built the Seahawks into a national powerhouse.

Robbins, a 1994 Memphis graduate and a three-time All-Great Midwest Conference (GMC) selection, returned to his alma mater as head coach in June of 2003. Robbins replaced his former coach Jim Cook, who unexpectedly passed away in November of 2002.

Robbins has put together an impressive resume in his Memphis tenure. The 2008 and 2012 Conference USA Coach of the Year, Robbins has guided the Tigers to four NCAA Regional berths, one NCAA Championships appearance, nine tournament titles (including the 2012 C-USA Championships crown) and 49 top-five showings. He is the only head coach to guide the Tigers to four NCAA Regionals and one of five Tigers coaches to take the program to the NCAA Championships.

In addition to racking up tournament victories, Robbins has earned a reputation for developing

players. Under his tutelage, Robbins has coached golfers that garnered eight All-C-USA, five C-USA All-Freshman Team and five C-USA All-Tournament Team accolades. During Robbins' tenure, 10 Tigers golfers have won 15 tournaments, including Jonathan Fly's medalist performance at the 2011 C-USA Championships.

Under Robbins, the Tigers have set individual records for lowest round (Keven Fortin-Simard), lowest 36 (Ian Rochester) and lowest 54 (Rochester). Of the program's top-15 lowest season averages, 12 were posted with Robbins at the helm. For career-low averages, Robbins coached 12 of the top-15 golfers on that list.

Away from the links, Robbins' program has been just as impressive in the classroom. The Tigers have placed at least one golfer on the C-USA All-Academic Team six of the last seven years and had a representative on the Golf Coaches Association All-America Scholar list five of the past six seasons. Jack Belote was named to the 2011 Capital One/CoSIDA All-District IV second team and selected a 2012 C-USA Scholar Athlete. A Tigers golfer also has received C-USA Scholar Athlete recognition four of the past six seasons.

GRANT AT A GLANCE

BORN

June 29

Hometown: Memphis, Tenn.

ALMA MATER

University of Memphis, 1994, 1997

Bachelor's degree in marketing

Master's degree in sports management

FAMILY

Wife - Brooke

Children - Bryce and Brayden

COACHING HIGHLIGHTS

Led Tigers to 2008, 2011, 2012 and 2013 NCAA Regionals

Led Memphis to 2012 NCAA Championships

2012 C-USA Champions

2008, 2012 Conference USA Coach of the Year

Led Tigers to nine tournament titles and 49 top-five finishes

Has had 10 different players earn medalist honors in 15 events

2001 CAA Coach of the Year (while at UNC Wilmington)

COLLEGE HIGHLIGHTS

Four-year letterman at Memphis under Coach Jim Cook

Three-time All-Great Midwest Conference selection

Jake Fondren Golf Scholarship recipient

2010 M Club Hall of Fame inductee

PROFESSIONAL CAREER

North Florida PGA Winter Tour (1994-95)

Tommy Armour Professional Golf Tour (1994-95)

America Mid-South Professional Golf Tour (1995)

PGA Class A Professional

COACHING EXPERIENCE

1997-99: Assistant coach at Penn State

1999-2003: Head coach at UNC Wilmington

2003-Present: Head coach at Memphis

MEDIA

COACHING STAFF

PLAYERS

2012-13 REVIEW

HISTORY

11





WE ARE MEMPHIS GOLF

The past three seasons (2011-13), Robbins' program was honored with a C-USA Sport Academic Award. The honor is given to the team in each conference-sponsored sport with the highest grade-point average for that academic year.

The 2012-13 campaign marked the third-straight season the Tigers advanced to the NCAA postseason with an NCAA West Regional berth as the No. 11 seed. At the regional, Memphis came close to advancing to their second-straight NCAA Championships, just missing the cut by five strokes to finish ninth.

The Tigers posted five top-five finishes in 2012-13, including a season-best, second-place performance at Auburn's Tiger Invitational. The Tigers also had solid showings at the Turning Stone Tiger Invitational and their own Memphis Intercollegiate, where they carded third-place finishes at both events.

The 2011-12 campaign was Robbins' best to date in the Bluff City, and the results proved it. Returning a veteran crew from the previous season, the Tigers looked to build on a 2010-11 season that saw them post a Conference USA Championships second-place finish and earn an NCAA Regional at-large berth. And, Memphis did just that.

The past 2011-12 campaign, the Tigers were impressive on the links with 11 top-five showings, the most in the last 30 years. The previous most top-five finishes were nine in the 1987-88 season.

Of the 11 top-five finishes, the Tigers placed first at the C-USA Championships and Wolfpack Intercollegiate and finished second at its own Memphis Intercollegiate. The C-USA Championships crown was the program's first and also the Tigers' first conference title since Memphis claimed the 1992 Great Midwest Conference (GMC) crown. Robbins was a sophomore on that Tigers' GMC-title squad.

The 2012 Conference USA Championships title also was the program's fourth overall crown. In addition to the 2012 C-USA and 1992 GMC championships, Memphis won Metro Conference titles in 1976 and 1988.

After a fifth-place showing at the NCAA Bowling Green Regional, the Tigers advanced to their first NCAA Championships since the 1987-88 season, where they finished 28th.

The Tigers' 2010-11 campaign not only set the stage for their impressive 2011-12 showing, but also proved a solid campaign in its own right. Memphis had four top-five finishes, including a first-place showing at the 2010 Mason Rudolph Championships and a second-place performance at the 2011 C-USA Championships.

Memphis placed two golfers on the All-C-USA squads (Belote, Fly) and had one representative on the C-USA All-Freshman Team.

Before the 2010-11 campaign, the Tigers last made the postseason in 2008, Robbins' fifth season at the helm. In that 2007-08 year, Memphis recorded seven top-five finishes, the most since the Tigers had nine top-five showings in 1987-88. The Tigers won the Charleston Southern Spring Kick-Off — the program's first victory since the 2005 fall — and placed third at the Conference USA Championships, Memphis' highest finish at the league's postseason event since 1999.

Robbins' Tigers earned a 2008 NCAA Regional at-large berth, marking the program's first trip to NCAA postseason play in 20 years.

Robbins returned to his alma mater in the summer of 2003 and directed the Tigers to four

top-five finishes in his inaugural campaign (2003-04). The following year (2004-05), he guided his squad to five top-five finishes, including three-straight, first-place showings to start the fall season. The Tigers won the Radrick Farms Intercollegiate, Memphis Intercollegiate and Missouri Bluffs Challenge.

Prior to his Bluff City return, Robbins served as UNC Wilmington's head coach from 1999-2003. In his short tenure on the North Carolina coast, Robbins guided the Seahawks to 28 top-three finishes, 11 tournament victories and a 2003 NCAA Regional berth. The NCAA postseason bid was the program's first.

Robbins, the 2001 Colonial Athletic Association (CAA) Coach of the Year, coached one CAA Golfer of the Year, two CAA Rookies of the Year and 13 All-CAA performers. In addition, seven different golfers were individual medalists in 10 tournaments.

Before taking the UNC Wilmington position, Robbins served as an assistant coach at Penn State. From 1997-99, he helped the Nittany Lions advance to two-straight NCAA East Regionals (1998, 1999). Robbins, the program's recruiting coordinator, was the Penn State Golf Camps instructor and Rutherford Intercollegiate tournament director.

Between his collegiate and coaching career, Robbins gained valuable experience on three professional golf tours. Robbins played on the North Florida PGA Winter Tour (1994-95), Tommy Armour Professional Golf Tour (1994-95) and Tour America Mid-South Professional Golf Tour (1995).

Robbins was a Tigers four-year letterman from 1990-94 and served as a team captain his junior and senior seasons. He was an All-Great Midwest Conference (GMC) team selection three times (1992, 1993, 1994) and also a Jake Fondren Golf Scholarship recipient.

The Memphis, Tenn., native earned his bachelor's degree in marketing from Memphis in 1994 and returned to his hometown university after his playing career to earn his master's degree in sports management in 1997.

Robbins entered the Professional Golfers Association (PGA) in August of 2007 and is now a PGA Class A Professional. He is currently a Jerry Haas Golf Camp instructor at Wake Forest University. Robbins has also served as an instructor at the Duke University Golf School, Pine Needles Youth Golfari (Southern Pines, N.C.) and the Fighting Scot Golf Camp (Wooster, Ohio).

Robbins and his wife, Brooke, reside in Cordova, Tenn. The couple has two children, Bryce and Brayden.

YEAR-BY-YEAR WITH GRANT ROBBINS

YEAR	SCHOOL	CONF. FINISH	TOURN. WINS	TOP-5 FINISHES	RANKING
1999-2000	UNCW	6th/9 (CAA)	1	7	94
2000-01	UNCW	3rd/6 (CAA)	n/a	n/a	68
2001-02	UNCW	2nd/10 (CAA)	n/a	n/a	66
2002-03	UNCW	2nd/10 (CAA)	4	n/a	35
2003-04	Memphis	T8th/14 (C-USA)	1	4	77/66
2004-05	Memphis	7th/14 (C-USA)	3	5	80/70
2005-06	Memphis	4th/12 (C-USA)	1	4	82/79
2006-07	Memphis	T7th/11 (C-USA)	0	3	80/82
2007-08	Memphis	3rd/11 (C-USA)	1	7	74/65
2008-09	Memphis	4th/11 (C-USA)	0	2	99/100
2009-10	Memphis	9th/11 (C-USA)	0	4	98/100
2010-11	Memphis	2nd/11 (C-USA)	1	4	64/66
2011-12	Memphis	1st/11 (C-USA)	2	11	40/39
2012-13	Memphis	8th/12 (C-USA)	0	5	67/61





ASSISTANT COACH

JONATHAN BOWDEN

**FURMAN UNIVERSITY, 2009
FIRST SEASON**

Jonathan Bowden is in his first season as an assistant coach at Memphis. He joins head coach Grant Robbins' staff after one year as an assistant for both the men's and women's programs at Washington and Lee University in Lexington, Va.

In his only season with the Generals, Bowden helped the men's squad to seven top-10 finishes, including four top-fives. One of those top-five performances came at the Old Dominion Athletic Conference (ODAC) Championships, where Washington and Lee placed fourth. The other three top-five showings were at the Bridgewater Tom Kinder Memorial (3rd), Randolph-Macon Ted Keller Memorial (4th) and Guilford Pine Needles Intercollegiate (2nd).

Bowden helped coach two Generals to All-ODAC postseason honors in Teddy Corcoran (first team) and Patrick Clossin (third team). Corcoran and Clossin also were named to the Virginia Sports Information Directors (VaSID) All-State Team.

The Washington and Lee men's golf program, with Bowden on staff, had just as impressive a year

in the classroom in 2012-13. The Generals were among 25 NCAA Division III programs that earned a Golf Coaches Association of America (GCAA) Team Academic Award for posting a team grade-point average of 3.0 or better. Individually, nine golfers earned ODAC Academic All-Conference distinction.

On the women's side, Bowden was a part of school history in the Generals' first year of collegiate competition. The women's program, which had a developmental year in 2011-12, carded five top-10 showings, including three top-fives, in 2012-13. Among those three top-five finishes was a third-place showing at the inaugural ODAC Women's Golf Championships. Two Generals — Rachael Wright (second team) and Sara Moir (third team) — earned All-ODAC recognition, and three golfers earned ODAC Academic All-Conference honors.

Prior to his time at Washington and Lee, Bowden held positions at several golf clubs and camps. In the spring of 2010, he returned to his

BOWDEN AT A GLANCE

BORN

August 13
Hometown - Valdosta, Ga.

ALMA MATER

Furman University, 2009
Bachelor's degree in business administration

COACHING HIGHLIGHTS

Four All-ODAC selections at Washington & Lee
12 All-ODAC Academic Team picks
Helped coach men's team to a fourth-place finish at 2013 ODAC Championships
Member of staff that coached the first women's team in Washington & Lee history in 2012-13

COLLEGE HIGHLIGHTS

Four-year letterman at Furman University
Team captain junior and senior seasons
Twelve top-20 performances, including two top-10s
Finished junior season ranked 17th in the Southern Conference

COACHING EXPERIENCE

2012-13: Assistant men's and women's coach at Washington and Lee University
2013-Pres.: Assistant coach at Memphis

high school alma mater, Easley High School, to assist with the Green Wave's varsity and junior varsity golf programs.

From 2005-09, Bowden attended Furman University and was a member of the Paladins golf program. A four-year letterwinner, the Easley, S.C., native carded 12 top-20 performances, including two top-10 finishes. Bowden, who played in 37 collegiate tournaments, served as team captain his junior (2007-08) and senior (2008-09) seasons. He finished his junior campaign (2007-08) ranked among the top-20 golfers in the Southern Conference, coming in 17th with a 74.06 stroke average.

Bowden graduated from Furman University in May of 2009 with a bachelor's degree in business administration.

Bowden grew up in a golf family, with his grandfather playing collegiately at the University of Georgia, his father at Georgia Tech and his brother who joined him at Furman. His father, Bo, was a teammate of Larry Mize at Georgia Tech and has been a PGA golf professional for 30 years. His brother, Daniel, is playing on the eGolf Pro Tour in Charlotte, N.C.

MEDIA

COACHING STAFF

PLAYERS

2012-13 REVIEW

HISTORY

13



SUPPORT STAFF



BOB WINN
ASSOCIATE ATHLETIC
DIRECTOR



**BRIDGET
VANLANDEGHEM**
ACADEMIC ADVISOR



TREVOR KUSS
ATHLETICS
COMMUNICATIONS



2013-14 MEMPHIS ROSTER

MEDIA

COACHING STAFF

PLAYERS

2012-13 REVIEW

HISTORY

14

Name	Cl./Exp.	Ht.	Wt.	Hometown/Last School
Cory Gaylord	r-Jr./2L	6-1	190	Memphis, Tenn./Houston HS
Kevin Lee	Fr./HS	6-1	170	Galatin, Tenn./Hendersonville HS
Florian Loutre	So./TR	6-0	160	Le Mans, France/Lee University
Eithel McGowen	r-Fr./RS	6-1	160	Lima, Peru/Santa Maria Marianistas HS
Will Pearson	Sr./2L	5-11	185	Memphis, Tenn./Arkansas
Thomas Perrot	So./1L	6-3	165	Paris, France/Saint Jean de Passy
John Luke Tyner	r-So./1L	5-8	160	Collierville, Tenn./Collierville HS
Lars Van Meijel	Fr./HS	6-0	170	Best, Netherlands/International School of Padua
Erwan Vieilledent	Sr./2L	6-1	165	Mougins, France/Shorter University

Coaching Staff

Head Coach: Grant Robbins (University of Memphis, 1994/Eleventh Season)

Assistant Coach: Jonathan Bowden (Furman University, 2009/First Season)

BREAKDOWN BY CLASS

SENIORS (2)

Will Pearson, Erwan Vieilledent

JUNIORS (1)

Cory Gaylord

SOPHOMORES (3)

Florian Loutre, Thomas Perrot, John Luke Tyner

FRESHMEN (3)

Kevin Lee, Eithel McGowen, Lars Van Meijel

BREAKDOWN BY STATE/COUNTRY



TENNESSEE (4)

Cory Gaylord, Kevin Lee, Will Pearson, John Luke Tyner

FRANCE (3)

Florian Loutre, Thomas Perrot, Erwan Vieilledent

NETHERLANDS (1)

Lars Van Meijel

PERU (1)

Eithel McGowen





CORY GAYLORD

R-JUNIOR • 2L
6-1 • 190
MEMPHIS, TENN.
HOUSTON HS

MAJOR: SPORT & LEISURE MANAGEMENT

2012-13 (SOPHOMORE)

SPRING 2013: Competed in eight tournaments ... Had a 74.9 stroke average ... Carded his career-best finish at the Memphis Intercollegiate (19th) with scores of 77-79-72—228 (+12) ... Finished 23rd with a 2-under par 214 (67-76-71) at the NCAA West Regional ... His 214 score was a season best ... Recorded his career-best round of 67 at the NCAA West Regional (first round).

FALL 2012: Competed three times, including once as an individual ... Placed 23rd with scores of 73-74-71—218 (+2) at the Bank of Tennessee Intercollegiate ... Helped the Tigers to a fourth-place finish at the Bank of Tennessee Intercollegiate, placing ahead of three top-40 programs ... Carded scores of 228 at both the Turning Stone Tiger Intercollegiate and Wolfpack Intercollegiate.

2011-12 (REDSHIRT FRESHMAN)

SPRING 2012: Competed in two events as an individual ... First competition was at the Mobile Bay Intercollegiate, where he turned in a 26th-place performance ... Posted scores of 78-86-81—245 (63rd) at the Memphis Intercollegiate.

FALL 2011: Posted a 73.3 stroke average and a season-best round of 68 ... Made his collegiate debut at the Sam Hall Intercollegiate, competing as an individual ... Posted rounds of 68-69-68—205 to finish third at the event ... His 54-hole 205 is tied for the third-best score in program history ... Carded

a 72-76-69—217 and placed 28th at the Mason Rudolph Championship ... Helped Memphis to a fifth-place team finish at the Mason Rudolph Championship ... Posted a 77-77-74—238 at the Wolfpack Intercollegiate ... Helped the Tigers claimed the Wolfpack Intercollegiate team title.

2010-11 (FRESHMAN)

Redshirted.

PRIOR TO MEMPHIS

Four-year team captain for coaches Kevin Gaylord and Steve Bell at Houston High School ... Four-time all-region selection ... Two-time state champion ... Shot a career-low 71-67—138 at the 2007 Tennessee State Championships ... A multi-sport athlete, also earned two letters on the soccer team ... Helped lead the Mustangs soccer squad to a 2008 state runner-up finish.

PERSONAL


Son of Kevin and Rika Gaylord ... Born in Memphis, Tenn. ... Member of several Houston High School academic clubs, including the National Honor Society, the BETA club and TEAMS Engineering.

GAYLORD'S CAREER RESULTS

Date	Tournament	Rnk	Score
Sep. 12-13, 2011	Sam Hall Intercollegiate	T3	68-69-68=205
Sep. 23-25, 2011	Mason Rudolph Championship	T28	72-76-69=217
Oct. 3-4, 2011	Wolfpack Intercollegiate	89	73-82-83=238
Apr. 9-10, 2012	Memphis Intercollegiate	T63	78-86-81=245
Sep. 2-3, 2012	Turning Stone Tiger Intercollegiate	T35	75-76-77=228
Oct. 12-14, 2012	Bank of Tennessee Intercollegiate	T23	73-74-71=218
Oct. 19-20, 2012	Wolfpack Intercollegiate	T54	77-77-74=228
Feb. 9-10, 2013	SunTrust Gator Invitational	T37	74-71-73=218
Feb. 18-19, 2013	Mobile Bay Intercollegiate	T27	75-73-74=222
Mar. 4-5, 2013	Louisiana Classics	T48	78-73-77=228
Mar. 11-12, 2013	Tiger Invitational	T50	71-83-79=233
Mar. 25-26, 2013	Memphis Intercollegiate	T19	77-79-72=228
Apr. 8-9, 2013	Old Waverly Collegiate Champ.	T25	74-74-75=223
Apr. 21-23, 2013	Conference USA Championships	T48	77-79-74=230
May 16-18, 2013	NCAA West Regional	T23	67-76-71=214



KEVIN LEE



KEVIN LEE

FRESHMAN • HS
6-1 • 170
GALLATIN, TENN.
HENDERSONVILLE HS


MAJOR: UNDECLARED

PRIOR TO MEMPHIS

Played his prep career at Hendersonville High School ... A 2012 all-state selection ... A three-time Tennessee State Open qualifier ... Finished fourth at the 2012 Tennessee AAA state championship with a 36-hole score of 141 ... His 141 score was one stroke shy of advancing to a playoff at the state championship ... Won the 2012 Tennessee Schoolboys Championship ... Finished ninth at the 2012 Bubba Conlee National Junior Tournament ... Competed in the inaugural Tennessee Junior Cup in the fall of 2012 ... Played on the Team East Tennessee squad at the junior cup ... Tied for second at the 2010 Tennessee AAA state championship ... Helped the Commandos claim the 2010 state crown.

PERSONAL

Born Aug. 8 in Winter Park, Fla. ... Son of Dana and Leslie Lee.



FLORIAN LOUTRE

SOPHOMORE • TR
6-0 • 160
LE MANS, FRANCE
LEE UNIVERSITY

MAJOR: UNDECLARED

2012-13 (FRESHMAN AT LEE UNIVERSITY)

Played his freshman season at Lee University in Cleveland, Tenn. ... Carded a 75.4 stroke average ... Won the Southern States Athletic Conference (SSAC) Tournament individual crown by five strokes with rounds of 70-67-70—207 (-9) ... His play helped the Flames capture the SSAC Tournament team championship ... Named the NAIA National Golfer of the Week after his SSAC Tournament performance ... Helped Lee to a sixth-place finish at the NAIA National Championships.



CORY GAYLORD

GAYLORD'S CAREER STATISTICS

YR	TOURN	RDS	TOTAL STROKES	1ST RD AVG	2ND RD AVG	3RD RD AVG	TOURN AVG	ROUND AVG	LOW RD	TOP-20 FINISH
2011-12	5	14	1,066	72.8	78.3	75.3	226.3	76.1	68	1
2012-13	11	33	2,470	74.4	75.9	74.3	224.5	74.9	67	1
Total	16	47	3,536	73.6	77.1	74.8	225.4	75.5	67	2



FLORIAN LOUTRE



PRIOR TO MEMPHIS

Second-ranked junior in France and 11th-ranked junior in Europe while at Le Bocage International School ... Advanced to match play at the 2012 British Amateur ... Medaled at the Italian Amateur and finished third at the European Boys Championship in 2011 ... Also posted top-20 finishes at the German Boys Championship and Portuguese International Amateur Championship ... Placed second at the French Amateur and finished fifth at the French Junior Tournament in 2010.

PERSONAL

Born Jan. 22 in Lille, France ... Son of Christophe and Claudine Loutre.



EITHEL MCGOWEN

R-FRESHMAN • RS
6-1 • 160

LIMA, PERU
SANTA MARIA MARIANISTAS HS

MAJOR: UNDECLARED

2012-13 (FRESHMAN)

Redshirted.

PRIOR TO MEMPHIS

Graduated from Santa Maria Marianistas High School in December of 2011 ... Member of the Peruvian National Team ... Competed at the 2012 World Amateur Tournament in Turkey ... Qualified for the Peru Open on the PGA Tour Latin America ... Won the 2012 La Plancie Open and 2011 Peruvian Junior Match Play Championship ... Finished runner-up at the 2010 Peruvian Amateur ... Took 16th at the 2011 South American Junior Amateur ... Had top-25 finishes at the 2010 Orange Bowl Junior Invitational and Doral International Junior ... Also played soccer at Santa Maria Marianistas High School.

PERSONAL

Born Mar. 4 in Lima, Peru ... Son of Patrick Petch and Miriam La Torre ... In spare time, enjoys playing ping pong and going to the beach.



WILL PEARSON

SENIOR • 2L
5-11 • 185

MEMPHIS, TENN.
ARKANSAS

MAJOR: MARKETING MANAGEMENT

2012-13 (JUNIOR)

SPRING 2013: Competed in all eight tournaments ... Second on the team with a 74.0 stroke average ... Posted one top-10 performance and four top-20 finishes ... Named Conference USA Men's Golfer of the Week Mar. 13 after his third-place individual performance at the Auburn Tiger Invitational ... Helped Memphis to a runner-up finish at the Tiger Invitational ... Carded a 2-over par 218 (74-71-73) to help Memphis place ahead of five top-50 teams at the Tiger Invitational ... At the NCAA West Regional, led Memphis with a 20th-place finish (65-75-73-213) ... Carded a career-best 65 (-7) in the NCAA West Regional first round ... His 65 score is tied for the third-lowest round in program history ... The 7-under par is tied for the second-lowest score vs. par in school history.

FALL 2012: Competed in every fall tournament ... Collected four top-20 finishes, including three top-10 showings ... Tied for third with a 73-72-70-215 (-1) at the season-opening Turning Stone Tiger Intercollegiate ... Posted his low round of the fall with a 68 in the first round at the Bank of Tennessee Intercollegiate ... Tied for eighth with a 74-71-71-216 (E) at the Shoal Creek Intercollegiate ... His other top-10 finish was a ninth-place showing with a 72-73-71-216 (E) at the Wolfpack Intercollegiate.

2011-12 (SOPHOMORE)

SPRING 2012: Transferred to Memphis from Arkansas for the spring semester ... Played in eight of nine



EITHEL MCGOWEN

tournaments ... Fired rounds of 74-73-72-219 to help the Tigers to a second-place finish at the Mobile Bay Intercollegiate ... Posted his season-best performance with scores of 71-73-72-216 to finish eighth at the National Invitational Tournament ... Finished fourth with rounds of 72-73-76-221 at the Memphis Intercollegiate ... Placed 13th with scores of 72-74-73-219 at the Conference USA Championships ... Helped the Tigers capture the program's first C-USA title ... Finished 26th with rounds of 77-69-76-222 at the NCAA Bowling Green Regional ... Carded rounds of 79-79-74-232 for a 135th-place finish at the NCAA Championships.

2010-11 (FRESHMAN AT ARKANSAS)

Played 10 tournaments with a 74.76 stroke average ... Had two top-20 finishes ... Fifteen of his 29 rounds counted toward Arkansas' team score ... Finished 17th at the Cabo Collegiate ... Tied for 37th at the NCAA Southeast Regional ... Placed 119th at the NCAA Championships ... Finished 43rd at the Rice Planters Amateur ... Tied for eighth at the WE Cole Cotton States Amateur, advancing to match play where he won three matches ... Finished 12th at the Tennessee Amateur.

PRIOR TO MEMPHIS

Standout at Memphis-area Evangelical Christian School (ECS) ... 2009 and 2010 Rolex All-American Team pick ... 2010 all-state selection ... Placed second at the 2009 Southern Junior ... Posted a second-place individual finish at the Tennessee Division II state championships and helped lead the Eagles to their second state title ... Named to the 2008 and 2010 *Commercial Appeal's* "Best of the Preps" ... Selected the 2007 *Commercial Appeal* "Best of the Preps" Golfer of the Year ... Won the 2007 Tennessee state individual title as a sophomore ... Multiple top-25 finishes in high school and junior events, including third at a 2009 AJGA event at Blessings Golf Club.

PERSONAL

Born on Mar. 7 in Memphis ... Son of Jamie and Milleigh Pearson.

PEARSON'S CAREER RESULTS


Date	Tournament	Rnk	Score
Feb. 11-12, 2012	Gator Invitational	71	80-79-78-237
Feb. 20-21, 2012	Mobile Bay Intercollegiate	T22	74-73-72-219
Mar. 16-17, 2012	National Invitational Tournament	T8	71-73-72-216
Apr. 2-3, 2012	BancorpSouth Intercollegiate	T26	72-73-145
Apr. 9-10, 2012	Memphis Intercollegiate	T4	72-73-76-221
Apr. 22-24, 2012	Conference USA Championship	T13	72-74-73-219
May 17-19, 2012	NCAA Bowling Green Regional	T26	77-69-76-222
May 29-31, 2012	NCAA Championship	T135	79-79-74-232
Sep. 2-3, 2012	Turning Stone Tiger Intercollegiate	T3	73-72-70-215
Sep. 9-10, 2012	Gopher Invitational	T48	79-75-80-234
Sep. 24-25, 2012	Shoal Creek Invitational	T8	74-71-71-216
Oct. 12-14, 2012	Bank of Tennessee Intercollegiate	T17	68-75-74-217
Oct. 19-20, 2012	Wolfpack Intercollegiate	T9	72-73-71-216
Feb. 9-10, 2013	SunTrust Gator Invitational	T33	74-74-69-217
Feb. 18-19, 2013	Mobile Bay Intercollegiate	T59	75-76-81-232
Mar. 4-5, 2013	Louisiana Classics	T75	83-80-74-237
Mar. 11-12, 2013	Tiger Invitational	T3	74-71-73-218
Mar. 25-26, 2013	Memphis Intercollegiate	T12	75-75-76-226
Apr. 8-9, 2013	Old Waverly Collegiate Champ.	T20	74-72-76-222
Apr. 21-23, 2013	Conference USA Championships	T30	71-78-74-223
May 16-18, 2013	NCAA West Regional	T20	65-75-73-213

PEARSON'S CAREER STATISTICS

YR	TOURN	RDS	TOTAL STROKES	1ST RD AVG	2ND RD AVG	3RD RD AVG	TOURN AVG	ROUND AVG	LOW RD	TOP-20 FINISH
2011-12	8	23	1,711	74.6	74.1	74.4	223.2	74.4	69	3
2012-13	13	39	2,886	73.6	74.4	74.0	222.0	74.0	65	8
Total	21	62	4,597	74.1	74.3	74.2	222.6	74.2	65	11



WILL PEARSON



THOMAS PERROT

SOPHOMORE • 1L

6-3 • 165

PARIS, FRANCE
SAINT JEAN DE PASSY

MAJOR: UNDECLARED

2012-13 (FRESHMAN)

SPRING 2013: Joined the Tigers program in January of 2013 ... A Conference USA All-Freshman Team pick ... Competed in all eight tournaments ... Posted the team's third-best stroke average (74.3) ... Tied for seventh with rounds of 70-72-74—216 (E) at the Louisiana Classics ... Tied for 11th with a 2-over par 218 (78-70-70) at the Mobile Bay Intercollegiate ... Helped Memphis to a runner-up finish at the Auburn Tiger Invitational ... Tied for 25th with an 11-over par 227 (77-75-75) at the Auburn event ... Tied for 24th with scores of 74-80-75—229 at the Memphis Intercollegiate ... Helped the Tigers to a third-place finish in their home tournament.

PRIOR TO MEMPHIS

Graduated from Saint Jean de Passy in June of 2012 ... Finished sixth at the 2012 French Junior Tournament ... Tied for seventh at the 2012 British Boys Championship ... Tied for 12th at the 2012 Spanish International Junior Championship ... Finished 18th at the Grand Prix d'Hossegor in France in July of 2012.

PERSONAL

Birthday is Dec. 15 ... Son of Jacques and Véronique Perrot.

PERROT'S CAREER RESULTS

Date	Tournament	Rnk	Score
Feb. 9-10, 2013	SunTrust Gator Invitational	T33	71-72-74=217
Feb. 18-19, 2013	Mobile Bay Intercollegiate	T11	78-70-70=218
Mar. 4-5, 2013	Louisiana Classics	T7	70-72-74=216
Mar. 11-12, 2013	Tiger Invitational	T25	77-75-75=227
Mar. 25-26, 2013	Memphis Intercollegiate	T24	74-80-75=229
Apr. 8-9, 2013	Old Waverly Collegiate Champ.	T27	73-74-77=224
Apr. 21-23, 2013	Conference USA Championships	T46	74-78-77=229
May 16-18, 2013	NCAA West Regional	T57	73-79-70=222




THOMAS PERROT

PERROT'S CAREER STATISTICS

YR	TOURN	RDS	TOTAL STROKES	1ST RD AVG	2ND RD AVG	3RD RD AVG	TOURN AVG	ROUND AVG	LOW RD	TOP-20 FINISH
2012-13	8	24	1,782	73.8	75.0	74.0	222.8	74.3	70	2

TYNER'S CAREER STATISTICS

YR	TOURN	RDS	TOTAL STROKES	1ST RD AVG	2ND RD AVG	3RD RD AVG	TOURN AVG	ROUND AVG	LOW RD	TOP-20 FINISH
2012-13	4	11	834	77.0	74.3	76.3	228.3	75.8	72	1



JOHN LUKE TYNER

R-SOPHOMORE • 1L

5-8 • 160

COLLIERVILLE, TENN.
COLLIERVILLE HS

MAJOR: ACCOUNTING

2012-13 (REDSHIRT FRESHMAN)

SPRING 2013: Played in three tournaments ... Posted a 75.8 stroke average ... Competed at the South Alabama Individual Tournament, tying for eighth with a 7-over par 149 (77-72) ... Played as an individual at the Memphis Intercollegiate and tied for 19th 75-77-76—228) ... Also played as an individual at the Old Waverly Collegiate Championship and fired a 15-over par 231 (78-76-77) to tie for 56th.

FALL 2012: Played in the Turning Stone Tiger Invitational and shot 78-72-76—226 to tie for 32nd.

2011-12 (FRESHMAN)

Redshirted.

PRIOR TO MEMPHIS

Highest-ranked player in the state of Tennessee's 2011 class, according to *Golfweek Magazine* and the Junior Golf Scoreboard ... Ranked 92nd-best prospect in the nation, according to *Golfweek* ... Shot a final-round, 7-under par 65 to win the 2010 Tennessee State AAA Championship ... Finished second with scores of 65-71 at the 2010 Tennessee State Junior Amateur ... Placed in the top-20 at both the 2010 Southern Junior Amateur and 2010 AJGA Nashville Junior Championship ... A 2011 Southern Amateur qualifier.

PERSONAL

Born Oct. 7 in Jackson, Miss. ... Son of Charlie and Angie Tyner.

TYNER'S CAREER RESULTS

Date	Tournament	Rnk	Score
Sep 2-3, 2012	Turning Stone Tiger Intercollegiate	T32	78-72-76=226
Feb. 18-19, 2013	South Alabama Individual Tourn.	T8	77-72=149
Mar. 25-26, 2013	Memphis Intercollegiate	T19	75-77-76=228
Apr. 8-9, 2013	Old Waverly Collegiate Champ.	T56	78-76-77=231



JOHN LUKE TYNER

MEDIA


COACHING STAFF

PLAYERS

2012-13 REVIEW

HISTORY

17



LARS VAN MEIJEL

FRESHMAN • HS
6-0 • 170BEST, NETHERLANDS
INTERNATIONAL SCHOOL OF EINDHOVEN

MAJOR: UNDECLARED

PRIOR TO MEMPHIS

Second-highest ranked junior and fifth-highest ranked amateur player coming out of the International School of Eindhoven in the Netherlands ... Prior to the International School of Eindhoven, attended the International School of Padua in Italy ... Member of the Dutch National Team that represented the Netherlands at the 2011 and 2012 European Boys Championships and the 2012 Talihade Cup in Argentina ... Claimed several top-10 honors, including a runner-up finish at the 2012 Dutch Junior Open and fifth-place performances at both the 2012 German Junior Masters Tournament and 2011 Italian International Amateur Tournament ... Finished eighth in the stroke play portion of the 2012 Argentina Amateur Tournament ... In 2011, posted top-10 performances at the U18 Dutch Championships (3rd) and European Boys Team Challenge (6th) ... In 2010, finished in the top-15 in six of seven tournaments, including two second-place showings at the Junior Championship Cervia (Italy) and Official Championship city of Cervia (Italy) and a fourth-place performance at the U18 Dutch Championships.

PERSONAL

Born Dec. 6 in Abano Terme, Italy ... Son of Peter van Meijel and Simone Collijn ... In his spare time, enjoys listening to music, watching movies and playing soccer ... Lived in Italy until 14 years of age before his family moved to the Netherlands ... Speaks four languages (English, Italian, Dutch and Spanish) fluently.



LARS VAN MEIJEL



ERWAN VIEILLEDENT

SENIOR • 2L
6-1 • 165MOUGINS, FRANCE
SHORTER UNIVERSITY

MAJOR: INTERNATIONAL BUSINESS

2012-13 (JUNIOR)

SPRING 2013: Played in one tournament ... Competed as an individual at the Memphis Intercollegiate, tying for 42nd with an 18-over par 234 (77-77-80).

FALL 2012: Competed in the Shoal Creek Intercollegiate, shooting a 79-70-78—227 (+11) and tying for 36th ... His second round 70 was a season best.

2011-12 (SOPHOMORE)

SPRING 2012: Played in one tournament, firing 81-82-82 while competing as an individual at the Memphis Intercollegiate.

FALL 2011: Competed in two events after transferring from Shorter University ... Posted scores of 76-74-75 to finish 55th at the Mason Rudolph Championship ... His 54-hole score of 227 at the Bank of Tennessee Intercollegiate earned him a 40th-place finish.

PRIOR TO MEMPHIS

Joined the Tigers golf program after spending one season at Shorter University in Rome, Ga. ... Competed in 10 tournaments for Shorter, carding a 75.2 stroke average and posting four top-10 finishes ... A French National Team member prior to coming to the United States ... Advanced to the final 16 of the 2009 British Boys Championship ... Placed second at the 2008 French Junior Championship and 17th at the 2009 French Amateur.

PERSONAL

Born on Aug. 27 in Cannes, France ... Son of Thieuy Vieilledent.

VIEILLEDENT'S CAREER RESULTS

Date	Tournament	Rnk	Score
Sep. 23-25, 2011	Mason Rudolph Championship	T55	76-74-75=225
Oct. 14-16, 2011	Bank of Tennessee	T40	79-72-76=227
Apr. 9-10, 2012	Memphis Intercollegiate	T63	81-82-82=245
Sep. 24-25, 2012	Shoal Creek Invitational	T36	79-70-78=227
Mar. 25-26, 2013	Memphis Intercollegiate	T42	77-77-80=234

VIEILLEDENT'S CAREER STATISTICS

YR	TOURN	RDS	TOTAL STROKES	1ST RD AVG	2ND RD AVG	3RD RD AVG	TOURN AVG	ROUND AVG	LOW RD	TOP-20 FINISH
2011-12	3	9	697	78.7	76.0	77.7	232.3	77.4	72	0
2012-13	2	6	461	78.0	73.5	79.0	230.5	76.8	70	0
Total	5	15	1,158	78.4	75.0	78.2	231.6	77.2	70	0



2012-13: SEASON IN REVIEW

The 2012-13 campaign marked the third-straight season the Tigers advanced to post-season play with a berth in the NCAA West Regional as the No. 11 seed. At the regional, Memphis finished ninth and just missed the cut by only five strokes to advance to its second-straight NCAA Championships.

The Tigers posted five top-five finishes in 2012-13, including a season-best, second-place team performance at the Auburn Tiger Invitational in March. The Tigers also posted third-place finishes at both the Turning Stone Tiger Invitational and Memphis Intercollegiate.

Senior Grant Milner recorded his first collegiate medalist showing, winning the Bank of Tennessee Intercollegiate. Milner, who was a Conference USA All-Academic Team pick, was the Tigers' highest finisher at the league's

championship event, shooting a 1-under par 215 to place sixth.

At the NCAA West Regional, Will Pearson shot a first-round, 7-under par 65. Pearson's 65 tied for the third-lowest round in school history, while his 7-under par tied for the second-best mark in the program's history.

Thomas Perrot was named to the C-USA All-Freshman Team, marking the third time in the last four years the Tigers had a representative on the league's freshman squad.

2012-13 C-USA AWARDS

C-USA GOLFER OF THE YEAR

Greg Eason, UCF

C-USA FRESHMAN OF THE YEAR

Bryson Dechambeau, SMU

C-USA NEWCOMER OF THE YEAR

Mario Clemens, SMU

C-USA COACH OF THE YEAR

Jonathan Dismuke, Houston

ALL-CONFERENCE USA FIRST TEAM

Curtis Reed, Houston
Roman Robledo, Houston
Nathan Kerns, Marshall
Bryson Dechambeau, SMU
Greg Eason, UCF

ALL-CONFERENCE USA SECOND TEAM

Wesley McClain, Houston
Mario Clemens, SMU
Austin Smotherman, SMU
Logan McCracken, Tulsa
Chris Worrell, Tulsa

CONFERENCE USA ALL-FRESHMAN TEAM

Vincent Martino, Houston
Thomas Perrot, Memphis
Bryson Dechambeau, SMU
David Lee, SMU
Austin Smotherman, SMU

C-USA ALL-ACADEMIC TEAM

Erik Brady, East Carolina
Kyle Pilgrim, Houston
Brian Anania, Marshall
Grant Milner, Memphis
Chris Worrell, Tulsa
Martin Simonsen, UTEP

2012-13 TEAM RESULTS

FALL 2012	TOURNAMENT	1ST RD	2ND RD	3RD RD	TOTAL	PLACE	TEAMS	PAR
Sept. 2-3	Turning Stone Tiger Intercollegiate	290	287	289	866	3	13	+2
Sept. 9-10	Gopher Invitational	304	300	318	922	T10	15	+58
Sept. 24-25	Shoal Creek Intercollegiate	290	288	299	877	5	11	+13
Oct. 12-14	Bank of Tennessee Intercollegiate	280	291	289	860	4	13	-4
Oct. 19-20	Wolfpack Intercollegiate	299	297	289	885	8	12	+21
SPRING 2013	TOURNAMENT	1ST RD	2ND RD	3RD RD	TOTAL	PLACE	TEAMS	PAR
Feb. 9-10	SunTrust Gator Invitational	290	288	290	868	11	14	+28
Feb. 18-19	Mobile Bay Intercollegiate	292	291	293	876	6	16	+12
Mar. 4-5	Louisiana Classics	304	298	296	898	9	14	+34
Mar. 11-12	Tiger Invitational	296	302	298	896	2	15	+32
Mar. 25-26	Memphis Intercollegiate	304	312	290	906	3	16	+42
Apr. 8-9	Old Waverly Collegiate Champ.	297	294	299	890	8	14	+26
Apr. 21-23	Conference USA Championships	291	303	292	886	8	12	+22
May 16-18	NCAA West Regional	276	299	285	860	9	14	-4

2012-13 INDIVIDUAL RESULTS

FALL 2012	TURNING STONE	GOPHER INVITATIONAL	SHOAL CREEK INTER.	BANK OF TENNESSEE INTER.	WOLFPACK INTERCOLLEGIATE
Cory Gaylord	(T35) 75-76-77=228*	DNP	DNP	(T23) 73-74-71=218	(T54) 77-77-74=228
Alex Hoffman	(T19) 74-71-75=220	(T65) 83-75-83=241	DNP	DNP	DNP
Lexus Keoninh	(T3) 75-72-68=215	(T48) 75-74-85=234	(T41) 74-78-76=228	(65) 78-78-72=228	(T40) 75-76-73=224
Steve Lee	DNP	(T19) 76-76-75=227	(T36) 71-76-80=227	(T56) 72-75-77=224	(T24) 75-75-71=221
Grant Milner	(T3) 68-0-76=144	(T39) 74-77-80=231	(T8) 71-71-74=216	(1) 67-67-72=206	(T46) 78-73-75=226
Will Pearson	(T3) 73-72-70=215	(T48) 79-75-80=234	(T8) 74-71-71=216	(T17) 68-75-74=217	(T9) 72-73-71=216
John Luke Tyner	(T32) 78-72-76=226	DNP	DNP	DNP	DNP
Erwan Vieilledent	DNP	DNP	(T36) 79-70-78=227	DNP	DNP

SPRING 2013	GATOR INVIT.	MOBILE BAY	LOUISIANA	TIGER INVIT.	MEMPHIS INTER.	OLD WAVERLY	C-USA CHAMP.	NCAA REGIONAL
Carlson Cox	DNP	DNP	DNP	(T41) 77-77-76=230*	(T29) 85-75-71=231*	(T34) 78-74-74=226	(T28) 77-76-69=222	(T52) 71-72-77=220
Cory Gaylord	(T37) 74-71-73=218	(T27) 75-73-74=222	(T48) 78-73-77=228	(T50) 71-83-79=233	(T19) 77-79-72=228	(T25) 74-74-75=223	(T48) 77-79-74=230	(T23) 67-76-71=214
Alex Hoffman	DNP	(T5) 71-76=147*	DNP	DNP	(T70) 84-81-79=244*	DNP	DNP	DNP
Lexus Keoninh	(T69) 78-76-74=228	DNP	DNP	DNP	(7) 77-72-75=224*	DNP	DNP	DNP
Steve Lee	DNP	(T13) 71-72-76=219	(T52) 78-77-74=229	(T17) 74-75-76=225	(T62) 78-84-77=239	DNP	DNP	DNP
Grant Milner	(T25) 71-71-74=216	(T16) 71-76-73=220	(T48) 78-76-74=228	(T59) 80-81-74=235	(T8) 80-78-67=225	(T27) 76-74-74=226	(T6) 69-71-75=215	(T52) 73-76-71=220
Will Pearson	(T33) 74-74-69=217	(T59) 75-76-81=232	(T75) 83-80-74=237	(T3) 74-71-73=218	(T12) 75-75-76=226	(T20) 74-72-76=222	(T30) 71-78-74=223	(T20) 65-75-73=213
Thomas Perrot	(T33) 71-72-74=217	(T11) 78-70-70=218	(T7) 70-72-74=216	(T25) 77-75-75=227	(T24) 74-80-75=229	(T27) 73-74-77=224	(T46) 74-78-77=229	(T57) 73-79-70=222
John Luke Tyner	DNP	(T8) 77-72=149*	DNP	DNP	(T19) 75-77-76=228*	(T56) 78-76-77=231*	DNP	DNP
Erwan Vieilledent	DNP	DNP	DNP	DNP	(T42) 77-77-80=234*	DNP	DNP	DNP

* Participated as an Individual



2012-13 RESULTS

TURNING STONE TIGER INTERCOLLEGIATE

TURNING STONE RESORT
VERONA, N.Y.
SEPT. 2-3, 2012
PAR 72 • 7,105 YARDS

FIN.	TEAM	TO PAR	RD. 1	RD. 2	RD. 3	TOTAL
1.	Missouri	-22	276	283	283	842
2.	Louisville	-3	285	283	293	861
3.	Memphis	+2	290	287	289	866
4.	Central Conn. St.	+26	297	287	306	890
5.	IPFW	+27	296	297	298	891
6.	Villanova	+33	298	296	303	897
7.	Cleveland St.	+36	305	293	302	900
8.	Loyola Chicago	+37	294	309	298	901
9.	Army	+46	301	295	314	910
10.	Canisius	+56	299	303	318	920
11.	Delaware	+59	315	303	305	923
12.	Cincinnati	+62	311	302	313	926
13.	Saint Peter's	+63	307	306	314	927

INDIVIDUAL TOP 10

1.	Jace Long, Missouri	(-15) 66-66-69	201
2.	Antoine LeSaux, Louisville	(-5) 74-67-70	211
3.	Monte Mullen, Central Conn. St.	(-1) 74-71-70	215
	Will Pearson, Memphis	(-1) 73-72-70	215
	Lexus Keoninh, Memphis	(-1) 75-72-68	215
	Hunter Kraus, Missouri	(-1) 70-74-71	215
7.	E.J. Tackett, IPFW	(E) 75-71-70	216
8.	Emilio Cuartero, Missouri	(+1) 68-75-74	217
	Drew Imel, IPFW	(+1) 71-75-71	217
	Henry Tomlinson, Louisville	(+1) 70-72-75	217
	Robin Sciort-Siegrist, Louisville	(+1) 68-74-75	217

MEMPHIS INDIVIDUALS

T3.	Will Pearson	(-1) 73-72-70	215
T3.	Lexus Keoninh	(-1) 75-72-68	215
T19.	Alex Hoffman	(+4) 74-71-75	220
T32.	John Luke Tyner	(+10) 78-72-76	226
T35.	Cory Gaylor (Indiv.)	(+12) 75-76-77	228
73.	Grant Milner	68-0-76	144

GOPHER INVITATIONAL

SPRING HILL GOLF CLUB
WAYZATA, MINN.
SEPT. 9-10, 2012
PAR 72 • 7,020 YARDS

FIN.	TEAM	TO PAR	RD. 1	RD. 2	RD. 3	TOTAL
1.	California	-2	274	290	298	862
2.	SMU	+12	303	275	298	876
3.	Arkansas	+24	300	295	293	888
4.	Kent St.	+30	297	283	314	894
5.	New Mexico	+31	304	281	310	895
6.	North Texas	+46	296	303	311	910
7.	Oklahoma	+48	299	297	316	912
8.	Lamar	+51	292	301	322	915
9.	Arizona St.	+56	306	302	312	920
10.	Memphis	+58	304	300	318	922
	Iowa	+58	303	298	321	922
12.	Charlotte	+66	312	308	310	930
13.	Minnesota	+68	306	313	313	932
14.	St. John's (MN)	+105	319	312	338	969
15.	Penn St.	D	310	224	309	843

INDIVIDUAL TOP 10

1.	Corey Connors, Kent St.	(-3) 75-70-68	213
2.	Max Homa, California	(-2) 67-70-77	214
	Michael Kim, California	(-2) 71-72-71	214
4.	Brandon Hagy, California	(E) 66-75-75	216
5.	Bryson Dechambeau, SMU	(+2) 76-69-73	218
6.	Victor Perez, New Mexico	(+3) 73-68-78	219
	Harry Higgs, SMU	(+3) 76-69-74	219
	Sebastian Cappelen, Arkansas	(+3) 76-72-71	219
9.	Michael Weaver, California	(+5) 70-73-78	221
	Ryan Burgess, SMU	(+5) 78-69-74	221
	Taylor Moore, Arkansas	(+5) 76-75-70	221

MEMPHIS INDIVIDUALS

T19.	Steve Lee	(+11) 76-76-75	227
T39.	Grant Milner	(+15) 74-77-80	231
T48.	Lexus Keoninh	(+18) 75-74-85	234
T48.	Will Pearson	(+18) 79-75-80	234
T65.	Alex Hoffman	(+25) 83-75-83	241

SHOAL CREEK INTERCOLLEGIATE

SHOAL CREEK COUNTRY CLUB
BIRMINGHAM, ALA.
SEPT. 24-25, 2012
PAR 72 • 7,234 YARDS

FIN.	TEAM	TO PAR	RD. 1	RD. 2	RD. 3	TOTAL
1.	LSU	E	286	290	288	864
2.	Houston	+5	292	279	298	869
3.	North Texas	+9	288	293	292	873
4.	UAB	+12	292	285	299	876
5.	Memphis	+13	290	288	299	877
6.	North Florida	+16	292	295	293	880
7.	Tulsa	+17	289	289	393	881
8.	Kennesaw St.	+29	296	292	305	893
9.	Southern Miss	+45	313	298	298	909
10.	Dartmouth	+49	309	296	308	913
11.	Southeastern La.	+53	301	305	311	917

INDIVIDUAL TOP 10

1.	Rodolfo Cazaubon, North Texas	(-6) 68-70-72	210
	Stewart Jolly, LSU	(-6) 70-69-71	210
	Curtis Thompson, LSU	(-6) 69-70-71	210
4.	Wesley McClain, Houston	(-3) 72-68-73	213
5.	Myles Lewis, LSU	(-2) 74-68-72	214
	MJ Maguire, North Florida	(-2) 73-68-73	214
	Jimmy Beck, Kennesaw St.	(-2) 70-73-71	214
8.	Will Pearson, Memphis	(E) 74-71-71	216
	Carlos Ortiz, North Texas	(E) 74-71-71	216
	Grant Milner, Memphis	(E) 71-71-74	216

MEMPHIS INDIVIDUALS

T8.	Will Pearson	(E) 74-71-71	216
T8.	Grant Milner	(E) 71-71-74	216
T36.	Erwan Vieilledent	(+11) 79-70-78	227
T36.	Steve Lee	(+11) 71-76-80	227
T41.	Lexus Keoninh	(+12) 74-78-76	228

BANK OF TENNESSEE INTERCOLLEGIATE

BLACKTHORN CLUB
JONESBOROUGH, TENN.
OCT. 12-14, 2012
PAR 72 • 7,147 YARDS

FIN.	TEAM	TO PAR	RD. 1	RD. 2	RD. 3	TOTAL
1.	Missouri	-7	285	286	286	857
2.	Tennessee	-6	280	287	291	858
3.	UNCW	-5	289	289	281	859
4.	Memphis	-4	280	291	289	860
5.	Virginia	-3	284	286	291	861
6.	Wake Forest	-2	285	290	287	862
	Coastal Carolina	-2	291	282	289	862
8.	Virginia Tech	+5	289	283	297	869
9.	East Tenn. St.	+8	288	297	287	872
10.	Penn State	+15	294	296	289	879
11.	Army	+17	289	300	292	881
12.	Furman	+24	302	293	293	888
13.	Pepperdine	+26	295	291	304	890
14.	Lewis	(+169)	347	341	333	1021

INDIVIDUAL TOP 10

1.	Grant Milner, Memphis	(-10) 67-67-72	206
2.	Evan Beck, Wake Forest	(-8) 70-69-69	208
3.	Emilio Cuartero, Missouri	(-6) 71-70-69	210
4.	Payne McLeod, UNCW	(-5) 71-73-67	211
	Rick Lamb, Tennessee	(-5) 67-73-71	211
6.	Roberto Ballesteros, Coastal Carolina	(-4) 73-68-71	212
	Mac McLaughlin, Virginia	(-4) 72-68-72	212
8.	Sebastian Soderberg, Coastal Carolina	(-3) 71-70-72	213
	Grayson Murray, Wake Forest	(-3) 70-72-71	213

Jace Long, Missouri	(-3) 70-70-73	213
---------------------	---------------	-----

MEMPHIS INDIVIDUALS

1.	Grant Milner	(-10) 67-67-72	206
T17.	Will Pearson	(+1) 68-75-74	217
T23.	Cory Gaylor	(+2) 73-74-71	218
T56.	Steve Lee	(+8) 72-75-77	224
65.	Lexus Keoninh	(+12) 78-78-72	228

WOLFPACK INTERCOLLEGIATE

LONNIE POOLE GOLF COURSE
RALEIGH, N.C.
OCT. 19-20, 2012
PAR 72 • 7,358 YARDS

FIN.	TEAM	TO PAR	RD. 1	RD. 2	RD. 3	TOTAL
1.	North Carolina	-10	287	291	276	854
2.	East Carolina	E	292	285	287	864
3.	N.C. State	+14	297	290	291	878
4.	Western Carolina	+15	302	287	290	879
5.	Maryland	+16	295	294	291	880
6.	Boston College	+17	294	300	287	881
7.	UNCW	+20	301	292	291	884
8.	Memphis	+21	299	297	289	885
9.	Louisiana-Lafayette	+32	300	296	300	896
10.	Campbell	+34	297	299	302	898
11.	UNCG	+40	299	304	301	904
12.	Rhode Island	+53	308	304	305	917

INDIVIDUAL TOP 10

1.	Brandon Dalinka, North Carolina	(-6) 73-71-66	210
2.	J.T. Poston, Western Carolina	(-2) 74-68-72	214
	Clark Palmer, North Carolina	(-2) 72-72-70	214
4.	Sean Bosdosh, Maryland	(-1) 69-76-70	215
	Bailey Patrick, North Carolina	(-1) 74-72-69	215
	Eric Brady, East Carolina	(-1) 73-71-71	215
	Patrick Barrett, North Carolina	(-1) 68-76-73	215
8.	Jens Geweke, UNCW	(E) 74-70-72	216
	William Herring, N.C. State	(E) 76-69-71	216
	Ryan Eibner, East Carolina	(E) 72-72-72	216
	Will Pearson, Memphis	(E) 72-73-71	216

MEMPHIS INDIVIDUALS

T9.	Will Pearson	(E) 72-73-71	216
T24.	Steve Lee	(+5) 75-75-71	221
T40.	Lexus Keoninh	(+8) 75-76-73	224
T46.	Grant Milner	(+10) 78-73-75	226
T54.	Cory Gaylor	(+12) 77-77-74	228

SUNTRUST GATOR INVITATIONAL

MARK BOSTICK GOLF COURSE
GAINESVILLE, FLA.
FEB. 9-10, 2013
PAR 70 • 6,701 YARDS

FIN.	TEAM	TO PAR	RD. 1	RD. 2	RD. 3	TOTAL
1.	Florida St.	-8	289	272	271	832
2.	North Florida	+7	287	283	277	847
3.	South Alabama	+10	291	284	275	850
4.	Florida	+11	282	288	281	851
5.	UCF	+19	292	288	279	859
6.	Arkansas	+20	287	288	285	860
7.	Liberty	+21	288	284	289	861
	Georgia Southern	+21	289	288	284	861
9.	UAB	+22	283	290	289	862
10.	Mississippi St.	+27	296	284	287	867
11.	Memphis	+28	290	288	290	868
12.	Lamar	+34	301	289	284	874
13.	Kennesaw St.	+37	295	293	289	877
14.	Jacksonville	+40	284	297	299	880

INDIVIDUAL TOP 10

1.	Daniel Berger, Florida St.	(-7) 69-69-65	203
2.	Scott Wolfes, Georgia Southern	(-4) 70-66-70	207
3.	Doug Letson, Florida St.	(-2) 74-66-68	208
	MJ Maguire, North Florida	(-2) 71-69-68	208
5.	Sean Dale, North Florida	(-1) 69-71-69	209



2012-13 RESULTS

	Tyler Klava, South Alabama	(-1) 70-70-69 - 209
	Niklas Lindstrom, Liberty	(-1) 69-71-69 - 209
	Kevin Phelan, North Florida	(-1) 73-69-67 - 209
9.	Chase Seifert, Florida St.	(E) 70-70-70 - 210
10.	Eric Banks, Florida	(+1) 72-71-68 - 211
	Martin Rohwer, UAB	(+1) 71-71-69 - 211

MEMPHIS INDIVIDUALS

T25.	Grant Milner	(+6) 71-71-74 - 216
T33.	Will Pearson	(+7) 74-74-69 - 217
T33.	Thomas Perrot	(+7) 71-72-74 - 217
T37.	Cory Gaylord	(+8) 74-71-73 - 218
T69.	Lexus Keoninh	(+18) 78-76-74 - 228

MOBILE BAY INTERCOLLEGIATE

MAGNOLIA GROVE CROSSINGS GOLF COURSE
MOBILE, ALA.

FEB. 18-19, 2013
PAR 72 • 7,212 YARDS

FIN.	TEAM	TO PAR	RD. 1	RD. 2	RD. 3	TOTAL
1.	Auburn	-3	285	292	284	861
2.	LSU	+1	295	287	283	865
3.	Illinois	+6	290	297	283	870
4.	Mississippi St.	+11	300	291	284	875
	Wake Forest	+11	303	290	282	875
6.	Memphis	+12	292	291	293	876
7.	South Alabama	+18	304	294	284	882
8.	Southern Miss	+25	305	289	295	889
9.	Vanderbilt	+28	305	293	294	892
10.	Kentucky	+37	305	296	300	901
11.	Louisiana-Lafayette	+41	309	296	300	905
12.	Middle Tennessee	+43	311	301	295	907
13.	Louisiana Tech	+45	308	306	295	907
14.	Akron	+56	306	315	299	920
15.	Illinois St.	+59	303	312	308	923
16.	Arkansas St.	+62	308	311	307	926

INDIVIDUAL TOP 10

1.	Niclas Carlsson, Auburn	(-4) 71-71-70 - 212
2.	Evan Beck, Wake Forest	(-2) 74-71-69 - 214
3.	Michael Hebert, Auburn	(-1) 72-72-71 - 215
4.	Thomas Birdsey, Wake Forest	(E) 73-72-71 - 216
5.	Brian Campbell, Illinois	(+1) 68-77-72 - 217
	Zach Estep, Southern Miss	(+1) 74-68-75 - 217
	Mason Jacobs, Illinois	(+1) 71-75-71 - 217
	Stewart Jolly, LSU	(+1) 74-71-72 - 217
	Smylie Kaufman, LSU	(+1) 73-71-73 - 217
	Andrew Presley, LSU	(+1) 74-75-68 - 217

MEMPHIS INDIVIDUALS

T11.	Thomas Perrot	(+2) 78-70-70 - 218
T13.	Steve Lee	(+3) 71-72-76 - 219
T16.	Grant Milner	(+4) 71-76-73 - 220
T27.	Cory Gaylord	(+6) 75-73-74 - 222
T59.	Will Pearson	(+16) 75-76-81 - 232

SOUTH ALABAMA INDIVIDUAL TOURNAMENT

T5.	Alex Hoffman	(+5) 71-76 - 147
T8.	John Luke Tyner	(+7) 77-72 - 149

LOUISIANA CLASSICS

OAKBOURNE COUNTRY CLUB

LAFAYETTE, LA.

MAR. 4-5, 2013
PAR 72 • 6,898 YARDS

FIN.	TEAM	TO PAR	RD. 1	RD. 2	RD. 3	TOTAL
1.	Illinois	+2	292	287	287	866
2.	LSU	+10	298	294	282	874
3.	Houston	+12	294	298	284	876
4.	Tulsa	+13	303	287	287	877
	Kent St.	+13	298	289	290	877
6.	Kansas	+17	292	294	295	881
7.	Southeastern La.	+21	301	288	296	885
8.	South Alabama	+22	298	294	294	886
9.	Memphis	+34	304	298	296	898

10.	Louisiana-Lafayette	+35	305	295	299	899
11.	Texas State	+46	302	304	304	910
12.	Southern Miss	+47	312	301	298	911
13.	UTSA	+49	306	310	297	913
14.	Louisiana Tech	+52	303	309	304	916

INDIVIDUAL TOP 10

1.	Zach Wright, LSU	(-7) 66-72-71 - 209
2.	Curtis Reed, Houston	(-4) 72-72-68 - 212
3.	Alex Gutesha, Kansas	(-3) 69-74-70 - 213
4.	Brandt Garon, Louisiana-Lafayette	(-2) 73-68-73 - 214
5.	Chris Gilbert, Kansas	(-1) 72-69-74 - 215
	Thomas Pieters, Illinois	(-1) 75-72-68 - 215
7.	Stewart Jolly, LSU	(E) 71-75-70 - 216
	Taylor Pendrith, Kent State	(E) 73-70-73 - 216
	Thomas Perrot, Memphis	(E) 70-72-74 - 216
	Roman Robledo, Houston	(E) 70-75-71 - 216

MEMPHIS INDIVIDUALS

T7.	Thomas Perrot	(E) 70-72-74 - 216
T48.	Grant Milner	(+12) 78-76-74 - 228
T48.	Cory Gaylord	(+12) 78-73-77 - 228
T52.	Steve Lee	(+13) 78-77-74 - 229
T75.	Will Pearson	(+21) 83-80-74 - 237

TIGER INVITATIONAL

GRAND NATIONAL LAKE COURSE

OPELIKA, ALA.

MAR. 11-12, 2013
PAR 72 • 7,149 YARDS

FIN.	TEAM	TO PAR	RD. 1	RD. 2	RD. 3	TOTAL
1.	Mississippi St.	+25	292	300	297	889
2.	Memphis	+32	296	302	298	896
3.	Auburn	+35	301	294	304	899
4.	South Alabama	+36	301	300	299	900
5.	Kentucky	+37	307	297	297	901
	Chattanooga	+37	298	301	302	901
	Houston	+37	301	299	301	901

MEDIA

COACHING STAFF

PLAYERS

2012-13 REVIEW

HISTORY

21





WE ARE MEMPHIS GOLF

2012-13 RESULTS

8.	Kennesaw St.	+38	293	312	297	902
	Wake Forest	+38	293	303	306	902
10.	East Carolina	+40	290	309	305	904
11.	North Carolina	+45	299	312	298	909
12.	Charlotte	+46	295	309	306	910
13.	Samford	+63	310	309	308	927
14.	Yale	+69	308	313	312	933
15.	Troy	+73	313	312	312	937

INDIVIDUAL TOP 10

1.	Chad Ramey, Mississippi St.	(-3) 72-71-70 - 213
2.	Niclas Carlsson, Auburn	(E) 72-70-74 - 216
3.	Will Pearson, Memphis	(+2) 74-71-73 - 218
	Benjamin Weilguni, Chattanooga	(+2) 73-72-73 - 218
5.	Evan Beck, Wake Forest	(+5) 70-75-76 - 221
6.	Ryan Eibner, East Carolina	(+6) 72-76-74 - 222
	Peder Hermansson, Kennesaw St.	(+6) 75-75-72 - 222
	Tyler Klava, South Alabama	(+6) 77-72-73 - 222
	Stephen Powers, Kentucky	(+6) 77-73-72 - 222
10.	Sam Bernstein, Yale	(+7) 75-75-73 - 223
	Axel Boasson, Mississippi St.	(+7) 73-73-77 - 223
	Michael McGowan, North Carolina	(+7) 73-73-77 - 223
	Chris Robb, Chattanooga	(+7) 72-76-75 - 223

MEMPHIS INDIVIDUALS

T3.	Will Pearson	(+2) 74-71-73 - 218
T17.	Steve Lee	(+9) 74-75-76 - 225
T25.	Thomas Perrot	(+11) 77-75-75 - 227
T41.	Carlson Cox (Indiv.)	(+14) 77-77-76 - 230
T50.	Cory Gaylord	(+17) 71-83-79 - 233
T59.	Grant Milner	(+19) 80-81-74 - 235

MEMPHIS INTERCOLLEGIATE

COLONIAL COUNTRY CLUB
CORDOVA, TENN.
MAR. 25-26, 2013
PAR 72 • 7,249 YARDS

FIN.	TEAM	TO PAR	RD. 1	RD. 2	RD. 3	TOTAL
1.	Austin Peay	+33	303	297	297	897
2.	Louisiana-Lafayette	+35	318	283	298	899
3.	Memphis	+42	304	312	290	906
4.	Louisville	+46	304	310	296	910
5.	Vanderbilt	+48	306	312	294	912
6.	South Alabama	+52	303	315	298	916
7.	Ball State	+58	309	305	308	922
8.	UMKC	+59	313	318	292	923
9.	Western Kentucky	+62	311	307	308	926
10.	Texas Tech	+63	305	315	307	927
11.	Southern Miss	+67	318	318	295	931
12.	Middle Tennessee	+71	321	313	301	935
13.	Cleveland St.	+79	313	319	311	943
14.	Cincinnati	+81	321	316	308	945
15.	Arkansas St.	+92	320	324	312	956
16.	DePaul	+103	329	323	315	967

INDIVIDUAL TOP 10

1.	Dustin Korte, Austin Peay	(+2) 71-75-72 - 218
2.	Jordan Janico, Vanderbilt	(+5) 74-78-69 - 221
	Maximilian Walz, Louisville	(+5) 76-74-71 - 221
4.	Clement Sordet, Texas Tech	(+6) 77-74-71 - 222
	Anthony Bradley, Austin Peay	(+6) 74-77-71 - 222
6.	Ross Davis, Louisiana-Lafayette	(+7) 77-74-72 - 223
7.	Lexus Keoninh, Memphis	(+8) 77-72-75 - 224
8.	Grant Milner, Memphis	(+9) 80-78-67 - 225
	Zach Estep, Southern Miss	(+9) 75-76-74 - 225
	Jared Burleson, South Alabama	(+9) 77-78-70 - 225
	John Voetsch, Vanderbilt	(+9) 76-74-75 - 225

MEMPHIS INDIVIDUALS

7.	Lexus Keoninh (Indiv.)	(+8) 77-72-75 - 224
T8.	Grant Milner	(+9) 80-78-67 - 225
T12.	Will Pearson	(+10) 75-75-76 - 226
T19.	Cory Gaylord	(+12) 77-79-72 - 228
T19.	John Luke Tyner (Indiv.)	(+12) 75-77-76 - 228
T24.	Thomas Perrot	(+13) 74-80-75 - 229
T29.	Carlson Cox (Indiv.)	(+15) 85-75-71 - 231

T42.	Erwan Vieilledent (Indiv.)	(+18) 77-77-80 - 234
T62.	Steve Lee	(+23) 78-84-77 - 239
T70.	Alex Hoffman (Indiv.)	(+28) 84-81-79 - 244

OLD WAVERLY COLLEGIATE CHAMPIONSHIP

OLD WAVERLY GOLF CLUB
WEST POINT, MISS.
APR. 8-9, 2013
PAR 72 • 7,088 YARDS

FIN.	TEAM	TO PAR	RD. 1	RD. 2	RD. 3	TOTAL
1.	*Mississippi St.	+3	287	288	292	867
2.	UAB	+3	286	290	291	867
3.	South Alabama	+12	283	299	294	876
4.	Southeastern La.	+16	294	296	290	880
5.	Cincinnati	+24	284	308	296	888
6.	Southern Miss	+25	296	293	300	889
	Georgia St.	+25	289	307	293	889
8.	Memphis	+26	297	294	299	890
9.	Louisiana-Lafayette	+29	301	303	289	893
10.	Louisiana Tech	+30	299	298	297	894
11.	Ole Miss	+33	304	288	305	897
12.	Middle Tennessee	+47	312	305	294	911
13.	Rice	+49	302	303	308	913
14.	Arkansas St.	+65	315	309	305	929
15.	Troy	+73	313	312	312	937

*Won in a tiebreaker

INDIVIDUAL TOP 10

1.	Emerson Newsome, Cincinnati	(-6) 67-71-72 - 210
2.	Jonathan Grey, Georgia St.	(-5) 69-74-68 - 211
	Thomas Sutton, UAB	(-5) 72-68-71 - 211
	Wilson McDonald, UAB	(-5) 70-70-71 - 211
5.	Rhys West, Southeastern La.	(-3) 71-71-71 - 213
6.	Chad Ramey, Mississippi St.	(-1) 71-72-72 - 215
7.	Nicholas Inderthal, Southeastern La.	(E) 70-75-71 - 216
	Travis Wilmore, Louisiana Tech	(E) 73-71-72 - 216
	Blake Kelley, South Alabama	(E) 68-75-73 - 216
10.	Zach Estep, Southern Miss	(+1) 69-73-75 - 217
	Victor Lange, Louisiana Tech	(+1) 69-74-74 - 217
	Axel Boasson, Mississippi St.	(+1) 72-70-75 - 217

MEMPHIS INDIVIDUALS

T20.	Will Pearson	(+6) 74-72-76 - 222
T25.	Cory Gaylord	(+7) 74-74-75 - 223
T27.	Grant Milner	(+8) 76-74-74 - 224
T27.	Thomas Perrot	(+8) 73-74-77 - 224
T34.	Carlson Cox	(+10) 78-74-74 - 226
T56.	John Luke Tyner (Indiv.)	(+15) 78-76-77 - 231

CONFERENCE USA CHAMPIONSHIPS

TEXARKANA COUNTRY CLUB
TEXARKANA, ARK.
APR. 21-23, 2013
PAR 72 • 6,935 YARDS

FIN.	TEAM	TO PAR	RD. 1	RD. 2	RD. 3	TOTAL
1.	Houston	-7	286	280	291	857
2.	SMU	-4	278	288	294	860
3.	UCF	-1	285	291	287	863
4.	UAB	+9	296	286	291	873
5.	Marshall	+14	292	291	295	878
6.	Tulsa	+17	297	291	293	881
7.	UTEP	+19	289	298	296	883
8.	Memphis	+22	291	303	292	886
9.	Southern Miss	+27	294	302	295	891
10.	East Carolina	+36	298	298	304	900
11.	Rice	+38	298	300	304	902
12.	Old Dominion	+41	299	300	306	905

INDIVIDUAL TOP 10

1.	Roman Robledo, Houston	(-8) 72-65-71 - 208
2.	Bryson Dechambeau, SMU	(-6) 68-68-74 - 210
3.	Nathan Kerns, Marshall	(-5) 71-72-68 - 211
4.	Ricardo Gouveia, UCF	(-4) 71-71-70 - 212
5.	Mario Clemens, SMU	(-3) 68-73-72 - 213
6.	Jose Joia, UCF	(-1) 72-71-72 - 215

	Grant Milner, Memphis	(-1) 69-71-75 - 215
8.	Thomas Sutton, UAB	(E) 73-74-69 - 216
	Greg Eason, UCF	(E) 72-73-71 - 216
10.	Ryan Eibner, East Carolina	(+2) 74-74-70 - 218
	Kyle Pilgrim, Houston	(+2) 74-73-71 - 218
	Vincent Martino, Houston	(+2) 72-71-75 - 218
	Curtis Reed, Houston	(+2) 68-72-78 - 218

MEMPHIS INDIVIDUALS

T6.	Grant Milner	(-1) 69-71-75 - 215
T28.	Carlson Cox	(+6) 77-76-69 - 222
T30.	Will Pearson	(+7) 71-78-74 - 223
T46.	Thomas Perrot	(+13) 74-78-77 - 229
T48.	Cory Gaylord	(+14) 77-79-74 - 230

NCAA WEST REGIONAL

PALOUSE RIDGE GOLF CLUB
PULLMAN, WASH.
MAY 16-18, 2013
PAR 72 • 7,308 YARDS

FIN.	TEAM	TO PAR	RD. 1	RD. 2	RD. 3	TOTAL
1.	California	-43	265	276	280	821
2.	TCU	-23	276	285	280	841
3.	Saint Mary's	-22	267	290	285	842
4.	USC	-20	272	280	292	844
5.	*Ball State	-8	281	284	291	856
6.	San Diego St.	-8	270	293	293	856
7.	Pacific	-6	274	289	295	858
8.	BYU	-5	282	291	286	859
9.	Memphis	-4	276	299	285	860
10.	Baylor	-3	289	285	287	861
	Virginia	-3	277	288	295	816
12.	North Texas	+1	277	300	288	865
13.	Princeton	+15	292	297	290	879
14.	St. Francis (Pa.)	+63	300	314	313	927
15.	Troy	+73	313	312	312	937

INDIVIDUAL TOP 10

1.	Sam Smith, USC	(-14) 62-64-76 - 202
	Michael Weaver, California	(-14) 65-67-70 - 202
3.	Joel Stalter, California	(-10) 65-68-73 - 206
4.	Mac McClung, Saint Mary's	(-9) 63-72-72 - 207
5.	Brandon Hagy, California	(-8) 66-73-69 - 208
6.	Julien Brun, TCU	(-7) 70-72-67 - 209
	Rodolfo Cazaubon, North Texas	(-7) 68-73-68 - 209
	Jonathan De Los Reyes, Saint Mary's	(-7) 65-75-69 - 209
9.	Daniel Jennevret, TCU	(-6) 70-69-71 - 210
	Eric Sugimoto, Pacific	(-6) 65-70-75 - 210

MEMPHIS INDIVIDUALS

T20.	Will Pearson	(-3) 65-75-73 - 213
T23.	Cory Gaylord	(-2) 67-76-71 - 214
T52.	Grant Milner	(+4) 73-76-71 - 220
T52.	Carlson Cox	(+4) 71-72-77 - 220
T57.	Thomas Perrot	(+6) 73-79-70 - 222

MEDIA

COACHING STAFF

PLAYERS

2012-13 REVIEW

HISTORY

22

YEAR-BY-YEAR RESULTS

1981-82

SPRING 1982

TOURNAMENT	CHAMPION	SCORE/FINISH
Southern Intercollegiate	Georgia, 870	627/22nd of 23
Metro Tournament	Florida St., 856	884/2nd of 7

1982-83

FALL 1982

TOURNAMENT	CHAMPION	SCORE/FINISH
Hillman Robbins Mem.	Missouri, 897	898/2nd of 15
Murray State Inter.	E. Ky., 1088	1103/2nd of 11

SPRING 1983

TOURNAMENT	CHAMPION	SCORE/FINISH
Seminole Intercollegiate	Florida, 875	930/16th of 20
Furman Intercollegiate	Clemson, 873	899/8th of 15
UNO/Bailey Inter.	Ole Miss, 907	967/15th of 20
Southeastern Inter.	Ohio St., 870	925/18th of 25
Southern Intercollegiate	Florida St., 564	605/13th of 20

1983-84

FALL 1983

TOURNAMENT	CHAMPION	SCORE/FINISH
Dixie Intercollegiate	Columbus St., 859	897/9th of 24
LSU National Invitational	Houston, 847	883/10th of 15
Hillman Robbins Mem.	Augusta, 891	908/5th of 18
Murray St. Intercollegiate	Memphis, 906	906/1st of 11
Micholob Intercollegiate	Georgia, 866	895/8th of 18

SPRING 1984

TOURNAMENT	CHAMPION	SCORE/FINISH
Southern Jr.-Sr. Invit.	Troy St., 893	903/4th of 11
Seminole Intercollegiate	Florida St., 854	892/8th of 20
Metro Tournament	Florida St., 857	929/3rd of 8
C.C. of Jackson Inter.	Ole Miss, 856	935/8th of 18
Orange Lake Inter.	LSU, 860	912/9th of 15
Southeastern Inter.	Georgia, 874	925/15th of 18
Southern Intercollegiate	Georgia, 829	590/16th of 21
UNO/Bailey Inter.	Ole Miss, 884	935/8th of 18

1984-85

FALL 1984

TOURNAMENT	CHAMPION	SCORE/FINISH
Dixie Intercollegiate	Ole Miss, 873	912/12th of 28
LSU National Invitational	Houston, 847	883/10th of 15
Hillman Robbins Mem.	Ball St., 891	917/6th of 16
Murray St. Intercollegiate	W. Kentucky, 908	919/4th of 12
USM/Laurel C.C. Inter.	LSU, 870	928/14th of 18

SPRING 1985

TOURNAMENT	CHAMPION	SCORE/FINISH
Seminole Intercollegiate	Florida, 861	912/14th of 21
Furman Intercollegiate	Wake Forest, 868	923/12th of 23
Metro Tournament	Florida St., 866	896/3rd of 6
C.C. of Jackson Inter.	Ole Miss, 857	913/9th of 15
UNO/Bailey Inter.	LSU, 574	609/4th of 12
Tiger Point Intercollegiate	Ohio St., 899	946/11th of 19
Southeastern Inter.	North Carolina, 864	946/17th of 18

1985-86

FALL 1985

TOURNAMENT	CHAMPION	SCORE/FINISH
Dixie Intercollegiate	Columbus, 879	888/3rd of 18
Southern Intercollegiate	Ga. Tech, 839	897/16th of 20
LSU National Inter.	Florida, 856	916/14th of 15
Hillman Robbins Mem.	Alabama, 883	897/3rd of 15
USM/Laurel C.C. Inter.	LSU, 878	915/8th of 15

SPRING 1986

TOURNAMENT	CHAMPION	SCORE/FINISH
Seminole Intercollegiate	Miami, 854	904/16th of 20
Furman Intercollegiate	Furman, 844	900/13th of 23
Metro Tournament	Florida St., 878	905/3rd of 7
C.C. of Jackson Inter.	LSU, 860	903/16th of 14

UNO/Bailey Inter.	Southeast La., 865	896/2nd of 17
Panhandle Intercollegiate	Columbus, 908	925/7th of 15
W.C. McLaughlin Tourn.	Memphis, 601	601/1st of 12

1986-87

FALL 1986

TOURNAMENT	CHAMPION	SCORE/FINISH
Dixie Intercollegiate	Ga. Tech, 868	911/19th of 18
LSU National Invitational	LSU, 863	923/10th of 12
Hillman Robbins Mem.	Florida St., 883	906/6th of 18
Murray St. Intercollegiate	Kentucky, 891	892/2nd of 18

SPRING 1987

TOURNAMENT	CHAMPION	SCORE/FINISH
Jerry Pate Intercollegiate	So. Alabama, 885	911/5th of 18
Seminole Intercollegiate	USF, 575	592/5th of 12
Metro Tournament	Florida St., 866	900/3rd of 7
C.C. of Jackson Inter.	LSU, 855	885/16th of 15
UNO/Bailey Inter.	Memphis, 896	896/1st of 18
Pepsi Invitational	Tennessee, 854	892/9th of 16
Omni Hotel Invitational	N.C. State, 899	925/10th of 14
Southeastern Inter.	Florida St., 880	901/17th of 18

1987-88

FALL 1987

TOURNAMENT	CHAMPION	SCORE/FINISH
Dixie Intercollegiate	Georgia, 850	863/3rd of 18
LSU National Invitational	Arizona St., 1091	1091/4th of 12
Hillman Robbins Mem.	Indiana, 890	905/2nd of 14
Murray St. Intercollegiate	Memphis, 872	872/1st of 12

SPRING 1988

TOURNAMENT	CHAMPION	SCORE/FINISH
Jerry Pate Intercollegiate	LSU, 879	905/15th of 19
Southeastern Inter.	Kentucky, 592	607/6th of 15
Billy Hitchcock Inter.	Auburn, 861	875/6th of 12
Augusta/Forrest Hills	Augusta St., 879	896/2nd of 15
Seminole Intercollegiate	Tampa, 863	881/5th of 21
UNO/Bailey Inter.	Memphis, 861	861/1st of 18
Pepsi Invitational	Virginia, 891	911/16th of 14
Metro Tournament	Memphis, 872	872/1st of 7
NCAA Championships	UCLA, 1176	622/28th of 32

1988-89

FALL 1988

TOURNAMENT	CHAMPION	SCORE/FINISH
Fairfield Bay/Pepsi Classic	Baylor, 887	908/6th of 18
Dixie Intercollegiate	Illinois, 886	912/8th of 18
Southern Intercollegiate	Ga. Tech, 877	933/10th of 10
Hillman Robbins Mem.	Miss. State, 588	616/16th of 12

SPRING 1989

TOURNAMENT	CHAMPION	SCORE/FINISH
Jerry Pate Intercollegiate	Florida St., 890	946/13th of 14
Southeastern Inter.	Florida St., 861	908/16th of 18
Billy Hitchcock Inter.	Ga. Southern, 848	895/11th of 12
Augusta/Forrest Hills	Oklahoma, 894	938/10th of 15
Seminole Intercollegiate	Florida St., 893	965/13th of 18
Metro Tournament	Florida St., 862	919/4th of 7
UNO/Bailey Inter.	Southeastern La., 595	620/8th of 18
Pepsi Invitational	North Carolina, 867	902/19th of 15
Music City Intercollegiate	Miami, 880	903/19th

1989-90

FALL 1989

TOURNAMENT	CHAMPION	SCORE/FINISH
Dixie Intercollegiate	Miss. State, 870	905/8th
Southern Intercollegiate	Ga. Tech, 847	901/11th
Hillman Robbins Mem.	Augusta, 900	909/3rd
Murray St. Inter.	W. Kentucky, 881	905/2nd

SPRING 1990

TOURNAMENT	CHAMPION	SCORE/FINISH
Jerry Pate Intercollegiate	Miami, 890	935/11th
Southeastern Inter.	UCF, 851	877/11th

Billy Hitchcock Inter.	Georgia, 849	892/12th
Imperial Lakes Golf Classic	Florida St., 852	890/119th
Pepsi Invitational	UCF, 879	924/113th
Music City Intercollegiate	UCF, 856	874/13rd
Metro Tournament	Florida St., 898	937/3rd

1990-91

FALL 1990

TOURNAMENT	CHAMPION	SCORE/FINISH
Dixie Intercollegiate	Memphis, 876	876/1st
Southern Intercollegiate	Ga. Tech, 879	932/13th
Hillman Robbins Mem.	Memphis, 903	903/1st
Glenn "Jacoby" Collegiate	Hawaii, 844	857/3rd

SPRING 1991

TOURNAMENT	CHAMPION	SCORE/FINISH
Southeastern Inter.	UCF, 861	887/11th
Billy Hitchcock Inter.	Georgia, 851	886/19th
Augusta/Forrest Hills	Florida St., 871	901/8th
Pizza Hut Invitational	Jacksonville St., 641	655/4th
Imperial Lakes Golf Classic	Ohio St., 570	586/14th
Pepsi Invitational	Ole Miss, 870	887/5th
Music City Intercollegiate	Vanderbilt, 916	918/2nd
Metro Tournament	South Carolina, 888	951/3rd

1991-92

FALL 1991

TOURNAMENT	CHAMPION	SCORE/FINISH
Fairfield Bay/Pepsi Classic	Minnesota, 595	623/4th
Dixie Intercollegiate	Auburn, 854	891/13th
Kansas Invitational	Kansas, 880	917/17th
MacGregor Tourn. of Champ.	Auburn, 869	903/113th

SPRING 1992

TOURNAMENT	CHAMPION	SCORE/FINISH
Southeastern Inter.	Alabama, 871	902/114th
Billy Hitchcock Inter.	LSU, 849	914/12th
Cleveland/Augusta St.	North Carolina, 870	900/5th
Imperial Lakes Golf Cl.	Wake Forest, 847	884/16th
Great Midwest Tourn.	Memphis, 927	927/1st
Pepsi Invitational	UCF, 871	907/13th
Music City Inter.	Southeastern La., 893	913/8th

1992-93

FALL 1992

TOURNAMENT	CHAMPION	SCORE/FINISH
Fairfield Bay/Pepsi Cl.	Oral Roberts, 893	944/17th
Dixie Intercollegiate	Alabama, 870	925/18th
NMSU/Coca Cola Cl.	Texas Tech, 867	900/7th
South Alabama Fall Inv.	Tulsa, 596	611/9th

SPRING 1993

TOURNAMENT	CHAMPION	SCORE/FINISH
Southeastern Inter.	Florida St., 866	885/8th
Billy Hitchcock Inter.	Arkansas, 864	894/8th
Cleveland/Augusta St.	Columbus, 884	914/16th
Imperial Lakes Golf Classic	Ohio St., 862	892/18th
Great Midwest Tourn.	Cincinnati, 885	885/2nd
USF Invitational	Georgia, 886	939/12th
Music City Intercollegiate	Georgia, 870	908/18th

1993-94

FALL 1993

TOURNAMENT	CHAMPION	SCORE/FINISH
Kansas Invitational	Va. Tech, 877	941/11th
Dixie Intercollegiate	Florida St., 570	616/17th
So. Alabama Fall Inv.	So. Alabama, 876	954/18th

SPRING 1994

TOURNAMENT	CHAMPION	SCORE/FINISH
USF Invitational	TCU, 872	923/113th
Imperial Lake Golf Classic	Florida St., 844	893/19th
Southeastern Inter	LSU, 864	916/17th
Augusta College Inv.	Augusta Coll., 855	922/17th
Music City Intercollegiate	Georgia, 572	584/6th

MEDIA

COACHING STAFF

PLAYERS

2012-13 REVIEW

HISTORY

23



YEAR-BY-YEAR RESULTS

Billy Hitchcock Invit.	LSU, 865	917/12th
Great Midwest Tourn.	Cincinnati, 899	915/3rd

1994-95

FALL 1994

TOURNAMENT	CHAMPION	SCORE/FINISH
G. Gunby Jordan Inter.	Augusta, 864	886/T11th
Kroger Intercollegiate	Miss. State, 917	947/T5th
Robert Trent Jones Inv.	Troy St., 861	929/9th
Troy State Trojan Classic	UAB, 891	925/12th

SPRING 1995

TOURNAMENT	CHAMPION	SCORE/FINISH
Southeastern Inter.	Auburn, 868	911/18th
Billy Hitchcock Inter.	Auburn, 855	886/T11th
Imperial Lakes G.C.	Fla. Southern, 843	907/T19th
Seminole Intercollegiate	Florida St., 867	909/15th
Great Midwest Tourn.	UAB, 902	904/2nd
All-American Inter.	LSU, 888	932/T13th
USF Invitational	So. Alabama, 890	937/16th

1995-96

FALL 1995

TOURNAMENT	CHAMPION	SCORE/FINISH
Kroger Intercollegiate	Miss. State, 907	922/T14th
Woodlands Inter.	Jackson St., 595	622/T14th
Robert Trent Jones Inv.	So. Alabama, 883	937/7th
Kentucky Intercollegiate	Illinois, 906	933/T7th

SPRING 1996

TOURNAMENT	CHAMPION	SCORE/FINISH
Blue-Gray Intercollegiate	LSU, 868	923/17th
Billy Hitchcock Inter.	Auburn, 852	913/12th
C-USA Championships	Charlotte, 882	887/T3rd of 12
Matlock Classic	Columbus St., 566	599/16th
Seminole Intercollegiate	Florida, 580	624/14th
All-American Inter.	Houston, 867	912/14th
Ron Smith Invitational	USF, 870	919/15th

1996-97

FALL 1996

TOURNAMENT	CHAMPION	SCORE/FINISH
G. Gunby Jordan Inter.	VCU, 852	886/T7th
Peachtree State Inv.	UAB, 893	920/9th
Kroger Intercollegiate	Auburn, 870	928/16th
Fall Beach Classic	So. Alabama, 858	899/14th

SPRING 1997

TOURNAMENT	CHAMPION	SCORE/FINISH
Alabama Spring Inv.	Miss. State, 842	872/9th
Billy Hitchcock Inv.	Auburn, 862	905/11th
Augusta St. Invitational	Miss. State, 855	896/T11th
C-USA Championships	Houston, 875	917/T4th of 12
Matlock Classic	Augusta St., 850	875/T11th
Ron Smith Invitational	VCU, 884	915/T4th

1997-98

FALL 1997

TOURNAMENT	CHAMPION	SCORE/FINISH
Peachtree St. Invitational	Columbus St., 864	894/11th
Persimmon Ridge Inter.	Akron, 594	602/5th
Kroger Intercollegiate	Arkansas, 592	609/9th
Deep South Inter.	Southeastern La., 897	919/T11th

SPRING 1998

TOURNAMENT	CHAMPION	SCORE/FINISH
Alabama Spring Inv.	Georgia, 870	896/T9th
Billy Hitchcock Inter.	Georgia, 844	909/10th
Augusta St. Invitational	Augusta St., 867	908/13th
C-USA Championships	Houston, 884	921/T9th of 12
Matlock Classic	North Florida, 860	902/16th
Ron Smith Invitational	VCU, 841	878/9th

1998-99

FALL 1998

TOURNAMENT	CHAMPION	SCORE/FINISH
Peachtree St. Invitational	Columbus St., 866	877/4th of 14
Hillman Robbins Mem.	Georgia St., 860	869/3rd
Fall Beach Classic	So. Alabama, 853	868/5th
Gary Koch/Cleveland	Ole Miss, 845	866/3rd

SPRING 1999

TOURNAMENT	CHAMPION	SCORE/FINISH
Alabama Spring Inv.	Ole Miss, 856	888/T14th of 18
Billy Hitchcock Inv.	Auburn, 862	891/11th of 12
Augusta St. Invitational	Augusta St., 851	889/16th of 19
C-USA Championships	Houston, 845	877/3rd of 12
Matlock Classic	Alabama, 866	885/T10 of 17
The Bridges All-American	LSU, 875	909/12th of 19
Ron Smith Invitational	VCU, 882	894/T4th of 17

1999-2000

FALL 1999

TOURNAMENT	CHAMPION	SCORE/FINISH
C.C. of Louisiana Inv.	North Fla., 880	901/9th of 18
Hillman Robbins Mem.	MTSU, 883	914/8th of 12
Nebraska Fairway Club Inv.	Kansas, 853	912/8th of 11
Deep South Inter.	Southeastern La., 853	869/3rd of 12

SPRING 2000

TOURNAMENT	CHAMPION	SCORE/FINISH
Alabama Spring Inv.	Auburn, 850	893/T12th of 18
ASU Indian Classic	Arkansas St., 876	910/8th of 16
Billy Hitchcock Inter.	Auburn, 859	891/10th of 12
C-USA Championships	Houston, 857	909/8th of 12
Matlock Classic	Fla. Southern, 874	882/4th of 18
The Bridges All-American	Georgia St., 872	905/T11th of 18
Ron Smith Invitational	Fla. Southern, 863	915/T16th of 18

2000-01

FALL 2000

TOURNAMENT	CHAMPION	SCORE/FINISH
C.C. of Louisiana Inv.	LSU, 856	921/15th of 15
Hillman Robbins Mem.	Alabama, 873	918/10th of 16
PSINet Golf Invitational	Minnesota, 883	931/10th of 12
Tulsa Southern Hills Inv.	Oral Roberts, 873	608/9th of 18

SPRING 2001

TOURNAMENT	CHAMPION	SCORE/FINISH
Conrad Rehling Inv.	Charleston, 889	946/10th of 15
Billy Hitchcock Inv.	Auburn, 851	914/12th of 12
Matlock Classic	Fla. Southern, 903	947/9th of 18
Seminole Intercollegiate	Virginia, 857	918/14th of 18
Beau Rivage Classic	Sam Houston, 889	920/9th of 16
Ron Smith Invitational	Charleston, 859	917/15th of 18
C-USA Championships	Houston, 872	910/6th of 12

2001-02

FALL 2001

TOURNAMENT	CHAMPION	SCORE/FINISH
Iron Horse Intercollegiate	UMKC, 599	625/10th of 17
Hillman Robbins Mem.	Arkansas St., 870	887/8th of 15
Fall Beach Classic	Arkansas St., 844	865/6th of 12
Rio Pinar Intercollegiate	Campbell, 848	878/11th of 15

SPRING 2002

TOURNAMENT	CHAMPION	SCORE/FINISH
Billy Hitchcock Inter.	Auburn, 861	892/8th of 12
Furman Intercollegiate	Va. Tech, 868	912/T15th of 24
Louisiana Classics	SMU, 864	890/11th of 15
Gulf Coast Classic	Southern Miss, 889	927/12th of 15
Ron Smith Invitational	Ga. Southern, 574	602/9th of 18
LSU Spring Invitational	LSU, 279	293/T12th of 20
C-USA Championships	TCU, 858	887/9th of 14

2002-03

FALL 2002

TOURNAMENT	CHAMPION	SCORE/FINISH
Blue Demon Invitational	Memphis, 883	883/1st of 9
Hillman Robbins Mem.	So. Alabama, 887	905/4th of 16
Fall Beach Classic	Kentucky, 845	859/5th of 13
Cellular One Raising Cane	So. Miss., 848	869/4th of 17
Rio Pinar Intercollegiate	Fla. Gulf Coast, 861	881/5th of 14

SPRING 2003

TOURNAMENT	CHAMPION	SCORE/FINISH
Billy Hitchcock Inter.	Arkansas, 876	904/11th of 12
Furman Intercollegiate	Va. Tech, 869	896/10th of 22
LSU Spring Invitational	LSU, 868	896/T14th of 18
USF Invitational	Jacksonville St., 902	931/10th of 15
Coastal Carolina Inv.	Arkansas, 873	908/6th of 14
C-USA Championships	TCU, 862	888/7th of 14

2003-04

FALL 2003

TOURNAMENT	CHAMPION	SCORE/FINISH
Cardinal Intercollegiate	E. Kentucky, 871	897/6th of 14
Nestle Purina Classic	Kansas St., 830	868/6th of 9
Coca-Cola Tourn. of Champ.	Vandy, 849	887/13th of 15
Fall Beach Classic	USF, 836	839/4th of 15
Landfall Tradition	Minnesota, 851	877/7th of 12

SPRING 2004

TOURNAMENT	CHAMPION	SCORE/FINISH
Matlock Classic	Memphis, 864	864/1st of 15
Palmetto Intercollegiate	S. Carolina, 847	870/5th of 14
Memphis v. Miss. State	Memphis, 587	587/1st of 2
LSU Spring Invitational	LSU, 851	877/12th of 17
Billy Hitchcock Inter.	Auburn, 859	865/3rd of 12
C-USA Championships	TCU, 859	898/8th of 14

2004-05

FALL 2004

TOURNAMENT	CHAMPION	SCORE/FINISH
Radrick Farms Inter.	Memphis, 871*	871/T1st of 14
Memphis Intercollegiate	Memphis, 873	873/1st of 16
Missouri Bluff Challenge	Memphis, 842	842/1st of 13
Landfall Tradition	Michigan St., 851	881/11th of 12

*Tied with Wisconsin and Purdue

SPRING 2005

TOURNAMENT	CHAMPION	SCORE/FINISH
Rice Intercollegiate	North Texas, 584	585/2nd of 15
St. Croix Collegiate	Xavier, 868	886/10th of 17
Conrad Rehling Inv.	Alabama, 881	918/6th of 12
LSU Spring Invitational	LSU, 865	921/17th of 17
Billy Hitchcock Inter.	Auburn, 861	885/2nd of 12
C-USA Championships	TCU, 841	898/7th of 14

2005-06

FALL 2005

TOURNAMENT	CHAMPION	SCORE/FINISH
Gopher Invitational	Minnesota, 883*	910/9th of 12
Memphis Intercollegiate	Memphis, 876	876/1st of 15
Missouri Bluffs Challenge	Saint Louis, 844	872/10th of 14
Landfall Tradition	Texas A&M, 870	923/11th of 12

*Tied with Washington

SPRING 2006

TOURNAMENT	CHAMPION	SCORE/FINISH
Rio Pinar Intercollegiate	Lamar, 877	901/T8th of 18
All-American Inter.	Houston, 853	884/6th of 13
Louisiana Classics	Houston, 846	858/3rd of 15
Border Olympics	Baylor, 855	860/2nd of 16
Carter Plantation Inter.	Southeastern La., 896	911/6th of 12
Bridgestone Golf Inter.	Lamar, 563	618/11th of 12
Billy Hitchcock Inter.	Auburn, 860	901/6th of 11
C-USA Championships	SMU, 845	856/4th of 12

MEDIA

COACHING STAFF

PLAYERS

2012-13 REVIEW

HISTORY

24

YEAR-BY-YEAR RESULTS

2006-07

FALL 2006

TOURNAMENT	CHAMPION	SCORE/FINISH
Scenic City Invitational	Minnesota, 890	910/5th of 17
Memphis Intercollegiate	Louisville, 857	882/6th of 18
Wolf Run Intercollegiate	Kentucky, 886	924/10th of 10
Landfall Tradition	Tulsa, 868	908/5th of 12
Mason Rudolph Champ.	Ole Miss, 876	888/5th of 14

SPRING 2007

TOURNAMENT	CHAMPION	SCORE/FINISH
Rio Pinar Intercollegiate	Chattanooga, 862	906/T15th of 18
Louisiana Classics	Southeastern La., 851	872/7th of 15
Border Olympics	Lamar, 835	896/T13th of 15
USA Spring Classic	Chattanooga, 847	865/6th of 12
Palisades Collegiate Cl.	Charlotte, 849	881/11th of 18
C-USA Championships	Tulsa, 855	891/T7th of 11
Linger Longer Invitational	Georgia, 835	875/10th of 15

2007-08

FALL 2007

TOURNAMENT	CHAMPION	SCORE/FINISH
St. Mary's Invitational	Baylor, 878	888/6th of 18
Memphis Intercollegiate	Ole Miss, 572	583/3rd of 15
The ClubGlove Inter.	Pepperdine, 905	949/9th of 12
Bridgestone Golf Inter.	Louisville, 860	881/10th of 15

SPRING 2008

TOURNAMENT	CHAMPION	SCORE/FINISH
Rice Intercollegiate	Baylor, 878	887/4th of 12
Rio Pinar Intercollegiate	UCF, 846	877/11th of 18
CSU Spring Kick Off	Memphis, 874	874/1st of 8
Linger Longer Invitational	Ole Miss, 856	881/5th of 14
Mobile Bay Inter.	Louisville, 873	879/3rd of 12
Bank of America Inter.	Chattanooga, 852	890/11th of 15
River Landing Inter.	Duke, 851	864/3rd of 15
C-USA Championships	UAB, 857	868/3rd of 11
NCAA East Regional	Georgia, 811	864/T20th of 27

2008-09

FALL 2008

TOURNAMENT	CHAMPION	SCORE/FINISH
Mason Rudolph Champ.	S. Carolina, 839	864/7th of 15
Memphis Intercollegiate	Ohio St., 588	591/2nd of 16
Jerry Pate National Inter.	Alabama, 830	858/10th of 12
Bridgestone Golf Inter.	Duke, 869	898/T11th of 14

SPRING 2009

TOURNAMENT	CHAMPION	SCORE/FINISH
Rio Pinar Intercollegiate	UCF, 851	900/T17th of 21
Louisiana Classics	New Orleans, 858	876/8th of 15
Mobile Bay Inter.	Miss. State, 888	941/14th of 16
FAU Spring Break Champ	Illinois, 847	880/7th of 14
Reunion Intercollegiate	LSU, 889	952/13th of 15
River Landing Inter.	Duke, 850	877/7th of 15
C-USA Championships	UCF, 846	866/4th of 11

2009-10

FALL 2009

TOURNAMENT	CHAMPION	SCORE/FINISH
Golfweek Conf. Challenge	Florida St., 853	911/15th of 15
Sam Hall Intercollegiate	Southeastern La., 845	846/T2nd of 15
Mason Rudolph Champ.	MTSU/S. Carolina, 556	567/8th of 17
Memphis Intercollegiate	So. Alabama, 882	906/T7th of 16
St. Mary's Invitational	Nevada, 869	902/T8th of 16

SPRING 2010

TOURNAMENT	CHAMPION	SCORE/FINISH
Mobile Bay Inter.	Ole Miss, 877	887/8th of 18
Louisiana Classics	LSU, 864	882/5th of 15
Desert Shootout	Wichita St./Kansas, 855	882/12th of 17
Memphis vs. Miss. St.	Memphis, 598	598/1st of 2
BancorpSouth Inter.	North Florida, 846	872/4th of 15
UK Bluegrass Invitational	Murray St., 850	851/T2nd of 24
C-USA Championships	UCF, 858	899/9th of 11

2010-11

FALL 2010

TOURNAMENT	CHAMPION	SCORE/FINISH
Sam Hall Intercollegiate	Kennesaw St., 839	854/T8th of 15
Mason Rudolph Champ.	Memphis, 842	842/1st of 17
Wolfpack Intercollegiate	N.C. State, 844	878/7th of 17
Jerry Pate National Inv.	Auburn, 829	867/6th of 12
Memphis Intercollegiate	S. Alabama, 878	894/4th of 15

SPRING 2011

TOURNAMENT	CHAMPION	SCORE/FINISH
Mobile Bay Inter.	MTSU, 863	882/6th of 15
Louisiana Classics	Illinois, 854	884/T7th of 15
Linger Longer Invitational	Alabama, 846	879/8th of 13
BancorpSouth Inter.	So. Alabama, 571	586/T9th of 15
River Landing Inter.	ECU, 841	848/3rd of 14
C-USA Championships	UCF, 862	864/2nd of 11
NCAA Central-Indiana	Michigan, 841	893/11th of 14

2011-12

FALL 2011

TOURNAMENT	CHAMPION	SCORE/FINISH
Sam Hall Intercollegiate	UAB, 836	845/4th of 15
Mason Rudolph Champ.	MTSU, 844	856/5th of 14
Wolfpack Intercollegiate	Memphis, 861	861/1st of 16
Bank of Tenn. Inter.	Kent St., 869	885/5th of 15

SPRING 2012

TOURNAMENT	CHAMPION	SCORE/FINISH
Gator Invitational	Auburn, 848	892/11th of 14
Mobile Bay Inter.	MTSU, 858	859/2nd of 15
Louisiana Classics	LSU, 847	866/5th of 15
National Inv. Tourn.	San Diego St., 859	871/5th of 12
BancorpSouth Inter.	Wichita St., 565	571/T4th of 16
Memphis Intercollegiate	Kennesaw St., 892	893/2nd of 12
C-USA Championships	Memphis, 859	859/1st of 11
NCAA Bowling Green Regional	Chattanooga, 859	876/5th of 14
NCAA Championships	Alabama, 859	901/28th of 30

2012-13

FALL 2012

TOURNAMENT	CHAMPION	SCORE/FINISH
Turning Stone Tiger Inter.	Missouri, 842	866/3rd of 13
Gopher Invitational	California, 862	922/T10th of 15
Shoal Creek Inter.	LSU, 864	877/5th of 11
Bank of Tennessee Inter.	Missouri, 857	860/4th of 13
Wolfpack Intercollegiate	North Carolina, 854	885/8th of 12

SPRING 2013

TOURNAMENT	CHAMPION	SCORE/FINISH
SunTrust Gator Invitational	Florida St., 832	868/11th of 14
Mobile Bay Inter.	Auburn, 861	876/6th of 16
Louisiana Classics	Illinois, 866	898/9th of 14
Tiger Shootout	Miss. State, 889	896/2nd of 15
Memphis Intercollegiate	Austin Peay, 897	906/3rd of 16
Old Waverly Collegiate	Miss. State, 867	890/8th of 14
C-USA Championships	Houston, 857	886/8th of 12
NCAA West Regional	California, 860	821/9th of 14

MEDIA

COACHING STAFF

PLAYERS

2012-13 REVIEW

HISTORY

25

2010 MASON RUDOLPH CHAMPIONSHIP



ALL-TIME TOURNAMENT HISTORY

ALABAMA, UNIVERSITY OF

JERRY PATE INTERCOLLEGIATE

YEAR	FINISH	SCORE	CHAMPION
Spring 1987	5 of 18	911	South Alabama, 885
Spring 1988	T5 of 19	905	LSU, 879
Spring 1989	13 of 14	946	Florida State, 890
Spring 1990	11th	935	Miami, 890
Fall 2008	10 of 12	858	Alabama, 830
Fall 2010	6 of 12	867	Auburn, 829

SOUTHEASTERN INTERCOLLEGIATE

YEAR	FINISH	SCORE	CHAMPION
Spring 1983	18 of 25	912	Ohio State, 870
Spring 1984	15 of 18	925	Georgia, 874
Spring 1985	17 of 18	946	North Carolina, 864
Spring 1987	T7 of 18	901	Florida State, 880
Spring 1988	6 of 15	607	Kentucky, 592
Spring 1989	16 of 18	908	Florida State, 861
Spring 1990	11th	877	UCF, 851
Spring 1991	11th	887	UCF, 861
Spring 1992	T14th	902	Alabama, 871
Spring 1993	8th	885	Florida State, 866
Spring 1994	17th	916	LSU, 864
Spring 1995	18th	911	Auburn, 860

BLUE-GRAY INTERCOLLEGIATE

YEAR	FINISH	SCORE	CHAMPION
Spring 1996	17th	923	LSU, 868

ALABAMA SPRING INVITATIONAL

YEAR	FINISH	SCORE	CHAMPION
Spring 1997	9th	872	Mississippi St., 842
Spring 1998	T9th	896	Georgia, 870
Spring 1999	T14 of 18	888	Ole Miss, 856
Spring 2000	T12 of 18	893	Auburn, 850

CONRAD REHLING INVITATIONAL

YEAR	FINISH	SCORE	CHAMPION
Spring 2001	14 of 15	946	Charleston, 889
Spring 2005	6 of 12	918	Alabama, 881

ARIZONA, UNIVERSITY OF

NATIONAL INVITATIONAL TOURNAMENT

YEAR	FINISH	SCORE	CHAMPION
Spring 2012	5 of 12	871	San Diego St., 859

ARKANSAS STATE UNIVERSITY

FAIRFIELD BAY/PEPSI CLASSIC

YEAR	FINISH	SCORE	CHAMPION
Fall 1988	6 of 18	908	Baylor, 887
Fall 1991	4th	623	Minnesota, 595
Fall 1992	17th	944	Oral Roberts, 893

ASU INDIAN CLASSIC

YEAR	FINISH	SCORE	CHAMPION
Spring 2000	8 of 16	910	Arkansas State, 876

AUBURN UNIVERSITY

SOUTHERN JUNIOR-SENIOR INVITATIONAL

YEAR	FINISH	SCORE	CHAMPION
Spring 1990	4th of 10	973	Auburn, 922
Spring 1991	4th	641	S. Carolina, 612

BILLY HITCHCOCK INTERCOLLEGIATE

YEAR	FINISH	SCORE	CHAMPION
Spring 1988	6 of 12	875	Auburn, 861
Spring 1989	11 of 12	895	Ga. Southern, 848
Spring 1990	12th	892	Georgia, 849
Spring 1991	T9th	886	Georgia, 851
Spring 1992	12th	914	LSU, 849
Spring 1993	8th	894	Arkansas, 864
Spring 1994	12th	917	LSU, 865
Spring 1995	T11th	886	Auburn, 855
Spring 1996	12th	913	Auburn, 852
Spring 1997	11th	905	Auburn, 862

Spring 1998	10th	909	Georgia, 844
Spring 1999	11 of 12	891	Auburn, 848
Spring 2000	10 of 12	912	Auburn, 859
Spring 2001	12 of 12	914	Auburn, 851
Spring 2002	8 of 12	892	Auburn, 861
Spring 2003	11 of 12	904	Arkansas, 876
Spring 2004	3 of 12	865	Auburn, 859
Spring 2005	2 of 12	885	Auburn, 861
Spring 2006	6 of 11	901	Auburn, 860

TIGER INVITATIONAL

YEAR	FINISH	SCORE	CHAMPION
Spring 2013	2 of 15	896	Mississippi State, 889

AUGUSTA STATE UNIVERSITY

AUGUSTA/FORREST HILLS INTERCOLLEGIATE

YEAR	FINISH	SCORE	CHAMPION
Spring 1988	2 of 15	896	Augusta College, 879
Spring 1989	10 of 15	938	Oklahoma, 894
Spring 1991	8th	901	Florida State, 871
Spring 1994	17th	922	Augusta College, 855

CLEVELAND GOLF/AUGUSTA COLLEGE INVITATIONAL

YEAR	FINISH	SCORE	CHAMPION
Spring 1992	5th	900	North Carolina, 870
Spring 1993	16th	914	Columbus, 884

AUGUSTA STATE INVITATIONAL

YEAR	FINISH	SCORE	CHAMPION
Spring 1997	T11th	896	Mississippi St., 855
Spring 1998	13th	908	Augusta State, 867
Spring 1999	16 of 19	889	Augusta State, 851

CHARLESTON SOUTHERN UNIVERSITY

CSU SPRING KICK OFF

YEAR	FINISH	SCORE	CHAMPION
Spring 2008	1 of 8	874	Memphis, 874

CHARLOTTE

PALISADES COLLEGIATE CLASSIC

YEAR	FINISH	SCORE	CHAMPION
Spring 2007	11 of 18	881	Charlotte, 849

CHATTANOOGA

SCENIC CITY INVITATIONAL

YEAR	FINISH	SCORE	CHAMPION
Fall 2006	5 of 17	910	Minnesota, 890

COASTAL CAROLINA UNIVERSITY

COASTAL CAROLINA INVITATIONAL

YEAR	FINISH	SCORE	CHAMPION
Spring 2003	6 of 14	908	Arkansas, 873

COLUMBUS STATE UNIVERSITY

DIXIE INTERCOLLEGIATE

YEAR	FINISH	SCORE	CHAMPION
Fall 1983	9 of 24	897	Columbus, 859
Fall 1984	12 of 28	912	Mississippi, 873
Fall 1985	3 of 18	888	Columbus, 879
Fall 1986	T9 of 18	911	Georgia Tech, 868
Fall 1987	3 of 18	863	Georgia, 850
Fall 1988	8 of 18	912	Illinois, 886
Fall 1989	8th	905	Mississippi St., 870
Fall 1990	1st	876	Memphis, 876
Fall 1991	13th	891	Auburn, 854
Fall 1992	18th	925	Alabama, 870
Fall 1993	17th	616	Florida State, 570

G. GUNBY JORDAN INTERCOLLEGIATE

YEAR	FINISH	SCORE	CHAMPION
Fall 1994	T11th	886	Augusta, 864
Fall 1996	T7th	886	VCU, 852

CONFERENCE USA CHAMPIONSHIPS

YEAR	FINISH	SCORE	CHAMPION
Spring 1996	T3 of 12	887	Charlotte, 882
Spring 1997	T4 of 12	917	Houston, 875
Spring 1998	T9 of 12	921	Houston, 884
Spring 1999	3 of 12	877	Houston, 845
Spring 2000	8 of 12	909	Houston, 857
Spring 2001	6 of 12	910	Houston, 872
Spring 2002	9 of 14	887	TCU, 858
Spring 2003	7 of 14	888	TCU, 862
Spring 2004	T8 of 14	898	TCU, 859
Spring 2005	7 of 14	898	TCU, 841
Spring 2006	4 of 12	856	SMU, 845
Spring 2007	T7 of 11	891	Tulsa, 855
Spring 2008	3 of 11	868	UAB, 857
Spring 2009	4 of 11	866	UCF, 846
Spring 2010	9 of 11	899	UCF, 858
Spring 2011	2 of 11	864	UCF, 862
Spring 2012	1 of 11	859	Memphis, 859
Spring 2013	8 of 12	886	Houston, 857

DENVER, UNIVERSITY OF

DESERT SHOOTOUT

YEAR	FINISH	SCORE	CHAMPION
Spring 2010	12 of 17	882	Wichita State/Kansas, 855

DEPAUL UNIVERSITY

BLUE DEMON INVITATIONAL

YEAR	FINISH	SCORE	CHAMPION
Fall 2002	1 of 9	883	Memphis, 883

EAST CAROLINA/UNCW

ECU/UNCW RIVER LANDING INTERCOLLEGIATE

YEAR	FINISH	SCORE	CHAMPION
Spring 2011	3 of 14	848	East Carolina, 841

EASTERN ILLINOIS UNIVERSITY

IRONHORSE INTERCOLLEGIATE

YEAR	FINISH	SCORE	CHAMPION
Fall 2001	10 of 17	625	Missouri-KC, 599

EAST TENNESSEE STATE UNIVERSITY

BANK OF TENNESSEE INTERCOLLEGIATE

YEAR	FINISH	SCORE	CHAMPION
Fall 2011	5 of 15	885	Kent State, 869
Fall 2012	4 of 13	860	Missouri, 857

FAU

FAU SPRING BREAK CHAMPIONSHIP

YEAR	FINISH	SCORE	CHAMPION
Spring 2009	7 of 14	880	Illinois, 847

FLORIDA, UNIVERSITY OF

GATOR INVITATIONAL

YEAR	FINISH	SCORE	CHAMPION
Spring 2012	11 of 14	892	Auburn, 848
Spring 2013	11 of 14	868	Florida State, 832

FLORIDA SOUTHERN COLLEGE

IMPERIAL LAKES GOLF CLASSIC

YEAR	FINISH	SCORE	CHAMPION
Spring 1990	T19th	890	Florida State, 852
Spring 1991	14th	586	Ohio State, 570
Spring 1992	16th	884	Wake Forest, 847
Spring 1993	18th	892	Ohio State, 862
Spring 1994	19th	893	Florida State, 844

CHARLIE MATLOCK COLLEGIATE CLASSIC

YEAR	FINISH	SCORE	CHAMPION
Spring 1996	16th	599	Columbus, 566
Spring 1997	T11th	875	Augusta State, 850

MEDIA

COACHING STAFF

PLAYERS

2012-13 REVIEW

HISTORY

26

ALL-TIME TOURNAMENT HISTORY

Spring 1998	16th	902	North Florida, 860
Spring 1999	T10 of 17	885	Alabama, 866
Spring 2000	4 of 18	882	Fla. Southern, 874
Spring 2001	9 of 18	947	Fla. Southern, 903
Spring 2004	1 of 15	864	Memphis, 864

FLORIDA STATE UNIVERSITY

SEMINOLE INTERCOLLEGIATE			
YEAR	FINISH	SCORE	CHAMPION
Spring 1983	16 of 20	930	Florida, 875
Spring 1984	8 of 20	892	Florida State, 854
Spring 1985	14 of 21	912	Florida, 861
Spring 1986	16 of 20	904	Miami, 854
Spring 1987	5 of 12	592	USF, 575
Spring 1988	5 of 21	881	Tampa, 863
Spring 1989	13 of 18	965	Florida State, 893
Spring 1995	15th	909	Florida State, 867
Spring 1996	14th	624	Florida, 580
Spring 2001	14 of 18	918	Virginia, 857

FURMAN UNIVERSITY

FURMAN INTERCOLLEGIATE			
YEAR	FINISH	SCORE	CHAMPION
Spring 1983	8 of 15	899	Clemson, 873
Spring 1985	12 of 23	925	Wake Forest, 868
Spring 1986	13 of 23	900	Furman, 844
Spring 2002	T15 of 24	912	Virginia Tech, 868
Spring 2003	10 of 22	896	Virginia Tech, 869

GEORGIA, UNIVERSITY OF

CHRIS BANISTER GOLF CLASSIC			
YEAR	FINISH	SCORE	CHAMPION
Spring 1982	22 of 23	627	Georgia, 870
Spring 1983	13 of 20	605	Florida State, 564
Spring 1984	16 of 21	590	Georgia, 829
Fall 1985	16 of 20	597	Georgia Tech, 839
Fall 1988	10 of 10	933	Georgia Tech, 877
Fall 1989	T15th	901	Georgia Tech, 847
Fall 1990	13th	932	Georgia Tech, 879

GEORGIA STATE UNIVERSITY

PEACHTREE STATE INVITATIONAL			
YEAR	FINISH	SCORE	CHAMPION
Fall 1996	9th	920	UAB, 893
Fall 1997	11th	894	Columbus, 864
Fall 1998	4 of 14	877	Columbus State, 866

GOLF WEEK

GOLF WEEK CONFERENCE CHALLENGE			
YEAR	FINISH	SCORE	CHAMPION
Fall 2009	15 of 15	911	Florida State, 853

GREAT MIDWEST TOURNAMENT

YEAR	FINISH	SCORE	CHAMPION
Spring 1992	1st	927	Memphis, 927
Spring 1993	2nd	885	Cincinnati, 885
Spring 1994	3rd	915	Cincinnati, 899
Spring 1995	2nd	904	UAB, 902

HOUSTON, UNIVERSITY OF

ALL-AMERICAN INTERCOLLEGIATE			
YEAR	FINISH	SCORE	CHAMPION
Spring 1995	T13th	932	LSU, 888
Spring 1996	14th	912	Houston, 869
Spring 2006	6 of 13	884	Houston, 853

BORDER OLYMPICS			
YEAR	FINISH	SCORE	CHAMPION
Spring 2006	2 of 16	860	Baylor, 855
Spring 2007	T13 of 15	896	Lamar, 835

INDIANA UNIVERSITY

WOLF RUN INTERCOLLEGIATE			
YEAR	FINISH	SCORE	CHAMPION
Fall 2006	10 of 10	924	Kentucky, 886

JACKSON STATE UNIVERSITY

PIZZA HUT INVITATIONAL			
YEAR	FINISH	SCORE	CHAMPION
Spring 1991	4th	655	Jacksonville St., 641

KANSAS, UNIVERSITY OF

KANSAS INVITATIONAL			
YEAR	FINISH	SCORE	CHAMPION
Fall 1991	T7th	917	Kansas, 880
Fall 1993	11th	941	Va. Tech, 877

KENTUCKY, UNIVERSITY OF

UK BLUEGRASS INVITATIONAL			
YEAR	FINISH	SCORE	CHAMPION
Spring 2010	T2 of 24	851	Murray State, 850

LOUISIANA-LAFAYETTE, UNIVERSITY OF

LOUISIANA CLASSICS			
YEAR	FINISH	SCORE	CHAMPION
Spring 2002	11 of 15	890	SMU, 864
Spring 2006	3 of 15	858	Houston, 846
Spring 2007	7 of 15	872	Southeastern La., 851
Spring 2009	8 of 15	876	New Orleans, 858
Spring 2010	5 of 15	882	LSU, 864
Spring 2011	T7 of 15	884	Illinois, 854
Spring 2012	5 of 15	866	LSU, 847
Spring 2013	9 of 14	898	Illinois, 866

LOUISVILLE, UNIVERSITY OF

KENTUCKY INTERCOLLEGIATE			
YEAR	FINISH	SCORE	CHAMPION
Fall 1995	T7th	933	Illinois, 906

PERSIMMON RIDGE INTERCOLLEGIATE			
YEAR	FINISH	SCORE	CHAMPION
Fall 1997	5th	602	Akron, 594

CARDINAL INTERCOLLEGIATE			
YEAR	FINISH	SCORE	CHAMPION
Fall 2003	T6 of 14	897	Kentucky, 871

LSU

LSU NATIONAL INVITATIONAL			
YEAR	FINISH	SCORE	CHAMPION
Fall 1983	10 of 15	883	Houston, 847
Fall 1984	9 of 12	898	Oklahoma, 870
Fall 1985	14 of 15	916	Florida, 856
Fall 1986	10 of 12	923	LSU, 863
Fall 1987	4 of 12	1103	Arizona State, 1091

COUNTRY CLUB OF LOUISIANA INVITATIONAL			
YEAR	FINISH	SCORE	CHAMPION
Fall 1999	9 of 18	901	North Florida, 880
Fall 2000	15 of 15	921	LSU, 856

LSU SPRING INVITATIONAL			
YEAR	FINISH	SCORE	CHAMPION
Spring 2002	T12 of 20	294	LSU, 279
Spring 2003	T14 of 18	896	LSU, 868
Spring 2004	12 of 17	877	LSU, 851
Spring 2005	17 of 17	921	LSU, 865

MEMPHIS, UNIVERSITY OF

HILLMAN ROBBINS MEMORIAL			
YEAR	FINISH	SCORE	CHAMPION
Fall 1982	2 of 15	898	Missouri, 897

Fall 1983	5 of 18	908	Augusta, 891
Fall 1984	6 of 16	917	Ball State, 891
Fall 1985	3 of 15	897	Alabama, 883
Fall 1986	6 of 18	906	Florida State, 883
Fall 1987	2 of 14	905	Indiana, 890
Fall 1988	T6 of 12	616	Mississippi St., 588
Fall 1989	3rd	909	Augusta, 900
Fall 1990	1st	903	Memphis, 903

KROGER INTERCOLLEGIATE INVITATIONAL			
YEAR	FINISH	SCORE	CHAMPION
Fall 1994	T5th	947	Mississippi St., 917
Fall 1995	T4th	922	Mississippi St., 907
Fall 1996	16th	928	Auburn, 870
Fall 1997	9th	609	Arkansas, 592

HILLMAN ROBBINS MEMORIAL			
YEAR	FINISH	SCORE	CHAMPION
Fall 1998	3rd	869	Georgia St., 860
Fall 1999	8 of 12	914	Middle Tenn., 883
Fall 2000	10 of 16	918	Alabama, 873
Fall 2001	8 of 15	887	Arkansas State, 870
Fall 2002	4 of 16	905	South Alabama, 887

MEMPHIS INTERCOLLEGIATE			
YEAR	FINISH	SCORE	CHAMPION
Fall 2004	1 of 16	873	Memphis, 873
Fall 2005	1 of 15	876	Memphis, 876
Fall 2006	6 of 18	882	Louisville, 857
Fall 2007	3 of 15	583	Mississippi, 572
Fall 2008	2 of 16	591	Ohio State, 588
Fall 2009	T7 of 16	906	South Alabama, 882
Fall 2010	4 of 15	894	South Alabama, 878
Spring 2012	2 of 12	893	Kennesaw St., 892
Spring 2013	3 of 16	906	Austin Peay, 897

METRO CONFERENCE TOURNAMENT

YEAR	FINISH	SCORE	CHAMPION
Spring 1976	1 of 5	918	Memphis, 918
Spring 1977	2 of 7	885	Florida State, 877
Spring 1978	2 of 6	887	Florida State, 886
Spring 1979	2 of 7	900	Florida State, 882
Spring 1980	2 of 7	890	Florida State, 858
Spring 1981	4 of 7	928	Florida State, 878
Spring 1982	2 of 7	884	Florida State, 856
Spring 1983	*No championship held*		
Spring 1984	3 of 6	929	Florida State, 857
Spring 1985	3 of 6	896	Florida State, 866
Spring 1986	3 of 7	900	Florida State, 866
Spring 1987	3 of 7	900	Florida State, 866
Spring 1988	1 of 7	872	Memphis, 872
Spring 1989	4 of 7	919	Florida State, 862
Spring 1990	3 of 8	937	Florida State, 898
Spring 1991	3 of 8	951	South Carolina, 888

MERCER UNIVERSITY

LINGER LONGER INVITATIONAL			
YEAR	FINISH	SCORE	CHAMPION
Spring 2007	10 of 15	875	Georgia, 835
Spring 2008	5 of 14	881	Ole Miss, 856
Spring 2011	8 of 13	879	Alabama, 846

MICHIGAN, UNIVERSITY OF

RADRICK FARMS INTERCOLLEGIATE			
YEAR	FINISH	SCORE	CHAMPION
Fall 2004	T1 of 14	871	Three Tied, 871

MINNESOTA, UNIVERSITY OF

PSINET GOLF INVITATIONAL			
YEAR	FINISH	SCORE	CHAMPION
Fall 2000	10 of 12	931	Minnesota, 883

GOPHER INVITATIONAL			
YEAR	FINISH	SCORE	CHAMPION
Fall 2005	9 of 12	910	Two Tied, 883
Fall 2012	T10 of 15	922	California, 862

MEDIA

COACHING STAFF

PLAYERS

2012-13 REVIEW

HISTORY

27



ALL-TIME TOURNAMENT HISTORY

MISSISSIPPI, UNIVERSITY OF

BANK OF AMERICA INTERCOLLEGIATE

YEAR	FINISH	SCORE	CHAMPION
Spring 2008	11 of 15	890	Chattanooga, 852

REUNION INTERCOLLEGIATE

YEAR	FINISH	SCORE	CHAMPION
Spring 2009	13 of 15	952	LSU, 889

THE BANCORPSOUTH INTERCOLLEGIATE

YEAR	FINISH	SCORE	CHAMPION
Spring 2010	4 of 15	872	North Florida, 846
Spring 2011	T9 of 15	586	South Alabama, 571
Spring 2012	T4 of 16	571	Wichita St., 565

MISSISSIPPI STATE UNIVERSITY

COUNTRY CLUB OF JACKSON INTERCOLLEGIATE

YEAR	FINISH	SCORE	CHAMPION
Spring 1984	7 of 15	896	Ole Miss, 856
Spring 1985	9 of 15	913	Ole Miss, 857
Spring 1986	T6 of 14	903	LSU, 860
Spring 1987	T6 of 15	885	LSU, 855

MEMPHIS VS. MISSISSIPPI STATE DUAL MATCH

YEAR	FINISH	SCORE	CHAMPION
Spring 2004	1 of 2	587	Memphis, 587
Spring 2010	1 of 2	598	Memphis, 598

OLD WAVERLY COLLEGIATE CHAMPIONSHIP

YEAR	FINISH	SCORE	CHAMPION
Spring 2013	8 of 14	890	Mississippi State, 867

MISSOURI, UNIVERSITY OF

TURNING STONE TIGER INTERCOLLEGIATE

YEAR	FINISH	SCORE	CHAMPION
Fall 2012	3 of 13	866	Missouri, 842

NESTLE PURINA CLASSIC

YEAR	FINISH	SCORE	CHAMPION
Fall 2003	6 of 9	868	Kansas State, 830

MISSOURI BLUFFS CHALLENGE

YEAR	FINISH	SCORE	CHAMPION
Fall 2004	1 of 13	842	Memphis, 842
Fall 2005	10 of 14	872	Saint Louis, 844

MURRAY STATE UNIVERSITY

MURRAY STATE INTERCOLLEGIATE

YEAR	FINISH	SCORE	CHAMPION
Fall 1982	2 of 11	1103	Eastern Ky., 1088
Fall 1983	1 of 11	906	Memphis, 906
Fall 1984	4 of 12	919	W. Kentucky, 908
Fall 1986	2 of 18	892	Kentucky, 891
Fall 1987	1 of 12	872	Memphis, 872
Fall 1989	2nd	905	W. Kentucky, 881

NCAA BOWLING GREEN REGIONAL

YEAR	FINISH	SCORE	CHAMPION
Spring 2012	5 of 14	876	Chattanooga, 859

NCAA CENTRAL-INDIANA REGIONAL

YEAR	FINISH	SCORE	CHAMPION
Spring 2011	11 of 14	893	Michigan, 841

NCAA CHAMPIONSHIPS

YEAR	FINISH	SCORE	CHAMPION
Spring 1954	16 of 20	617	SMU, 572
Spring 1955	8 of 33	598	LSU, 574
Spring 1964	T15 of 41	619	Houston, 580
Spring 1967	T26 of 39	615	Houston, 585
Spring 1970	17th	NA	Houston, 1172
Spring 1988	28 of 32	622	UCLA, 1176

Spring 2012 | 28 of 30 | 901 | Alabama, 859

NCAA EAST REGIONAL

YEAR	FINISH	SCORE	CHAMPION
Spring 2008	20 of 26	864	Georgia, 811

NCAA WEST REGIONAL

YEAR	FINISH	SCORE	CHAMPION
Spring 2013	9 of 14	860	California, 821

NEBRASKA, UNIVERSITY OF

NEBRASKA FAIRWAY CLUB INVITATIONAL

YEAR	FINISH	SCORE	CHAMPION
Fall 1999	8 of 11	912	Kansas, 853

NEW ORLEANS, UNIVERSITY OF

UNO/BAILEY LINCOLN-MERCURY COLLEGIATE

YEAR	FINISH	SCORE	CHAMPION
Spring 1983	15 of 20	967	Ole Miss, 907
Spring 1984	8 of 18	935	Ole Miss, 884
Spring 1985	4 of 12	609	LSU, 574
Spring 1986	2 of 17	896	Southeastern La., 895
Spring 1987	1 of 18	896	Memphis, 896
Spring 1988	1 of 18	861	Memphis, 861
Spring 1989	8 of 18	620	Southeastern La., 595

NEW MEXICO STATE UNIVERSITY

NMSU/COCA COLA CLASSIC

YEAR	FINISH	SCORE	CHAMPION
Fall 1992	7th	900	Texas Tech, 867

NORTH CAROLINA STATE UNIVERSITY

RIVER LANDING INTERCOLLEGIATE

YEAR	FINISH	SCORE	CHAMPION
Spring 2008	3 of 15	864	Duke, 851
Spring 2009	7 of 15	877	Duke, 850

WOLFPACK INTERCOLLEGIATE

YEAR	FINISH	SCORE	CHAMPION
Fall 2010	7 of 17	878	N.C. State, 844
Fall 2011	1 of 16	861	Memphis, 861
Fall 2012	8 of 12	885	North Carolina, 854

ORAL ROBERTS

TULSA HILTON SOUTHERN HILLS INVITATIONAL

YEAR	FINISH	SCORE	CHAMPION
Fall 2000	9 of 18	608	Oral Roberts, 873

ORANGE LAKE INTERCOLLEGIATE

YEAR	FINISH	SCORE	CHAMPION
Spring 1984	9 of 15	912	LSU, 860

PANHANDLE INTERCOLLEGIATE

YEAR	FINISH	SCORE	CHAMPION
Spring 1986	7 of 15	925	Columbus, 908

PEPPERDINE UNIVERSITY

THE CLUBGLOVE INTERCOLLEGIATE

YEAR	FINISH	SCORE	CHAMPION
Fall 2007	T9 of 12	949	Pepperdine, 905

RICE UNIVERSITY

RICE INTERCOLLEGIATE

YEAR	FINISH	SCORE	CHAMPION
Spring 2005	2 of 15	585	North Texas, 584
Spring 2008	4 of 12	887	Baylor, 878

SAM HOUSTON STATE UNIVERSITY

WOODLANDS INTERCOLLEGIATE

YEAR	FINISH	SCORE	CHAMPION
Fall 1995	T14th	622	Jackson State, 595

SOUTH ALABAMA, UNIVERSITY OF

SOUTH ALABAMA FALL INVITATIONAL

YEAR	FINISH	SCORE	CHAMPION
Fall 1992	9th	611	Tulsa, 596
Fall 1993	T8th	954	South Alabama, 876

ROBERT TRENT JONES FALL INVITATIONAL

YEAR	FINISH	SCORE	CHAMPION
Fall 1994	9th	929	Troy State, 861
Fall 1995	7th	937	South Alabama, 883

FALL BEACH CLASSIC

YEAR	FINISH	SCORE	CHAMPION
Fall 1996	14th	899	South Alabama, 858
Fall 1998	5th	868	South Alabama, 853
Fall 2001	6 of 12	865	Arkansas State, 844
Fall 2002	5 of 13	859	Kentucky, 845
Fall 2003	4 of 15	839	USF, 836

USA SPRING GOLF CLASSIC

YEAR	FINISH	SCORE	CHAMPION
Spring 2007	6 of 12	865	Chattanooga, 847

MOBILE BAY INTERCOLLEGIATE

YEAR	FINISH	SCORE	CHAMPION
Spring 2008	3 of 12	879	Louisville, 873
Spring 2009	14 of 16	941	Mississippi State, 888
Spring 2010	8 of 18	887	Ole Miss, 877
Spring 2011	6 of 15	882	MTSU, 863
Spring 2012	2 of 15	859	MTSU, 858
Spring 2013	6 of 16	876	Auburn, 861

SOUTH CAROLINA-AIKEN

PALMETTO INTERCOLLEGIATE

YEAR	FINISH	SCORE	CHAMPION
Spring 2004	5 of 14	870	South Carolina, 847

SOUTHEASTERN LOUISIANA UNIVERSITY

CARTER PLANTATION INTERCOLLEGIATE

YEAR	FINISH	SCORE	CHAMPION
Spring 2006	6 of 12	911	Southeastern La., 896
Spring 2006	12th of 19	925	UNLV, 879

SOUTHERN MISSISSIPPI, UNIVERSITY OF

USM/LAUREL C.C. INVITATIONAL

YEAR	FINISH	SCORE	CHAMPION
Fall 1984	14 of 18	928	LSU, 870
Fall 1985	8 of 15	915	LSU, 878

DEEP SOUTH INTERCOLLEGIATE

YEAR	FINISH	SCORE	CHAMPION
Fall 1997	T11	919	SE Louisiana, 897

THE BRIDGES ALL-AMERICAN

YEAR	FINISH	SCORE	CHAMPION
Spring 1999	12 of 19	909	Louisiana St., 875
Spring 2000	T11 of 18	905	Georgia State, 872

BEAU RIVAGE COLLEGE CLASSIC

YEAR	FINISH	SCORE	CHAMPION
Spring 2001	9 of 16	920	Sam Houston, 889

GULF COAST CLASSIC

YEAR	FINISH	SCORE	CHAMPION
Spring 2002	12 of 15	927	Southern Miss, 889

MEDIA

COACHING STAFF

PLAYERS

2012-13 REVIEW

HISTORY

28

ALL-TIME TOURNAMENT HISTORY

CELLULAR ONE RAISING CANE CLASSIC

YEAR	FINISH	SCORE	CHAMPION
Fall 2002	4 of 17	869	Southern Miss, 848

SAM HALL INTERCOLLEGIATE

YEAR	FINISH	SCORE	CHAMPION
Fall 2009	T2 of 15	846	Southeastern La., 846
Fall 2010	T8 of 15	854	Kennesaw State, 839
Fall 2011	4 of 15	845	UAB, 836

ST. MARY'S COLLEGE

ST. MARY'S INVITATIONAL

YEAR	FINISH	SCORE	CHAMPION
Fall 2007	T6 of 18	888	Baylor, 878
Fall 2009	T8 of 16	902	Nevada, 869

TENNESSEE, UNIVERSITY OF

MACGREGOR TOURNAMENT OF CHAMPIONS

YEAR	FINISH	SCORE	CHAMPION
Fall 1991	T13th	903	Auburn, 869

COCA-COLA TOURNAMENT OF CHAMPIONS

YEAR	FINISH	SCORE	CHAMPION
Fall 2003	T13 of 15	887	Vanderbilt, 849

TENNESSEE STATE UNIVERSITY

MICHELOB INTERCOLLEGIATE

YEAR	FINISH	SCORE	CHAMPION
Fall 1983	8 of 18	895	Georgia, 866

TIGER POINT INTERCOLLEGIATE

YEAR	FINISH	SCORE	CHAMPION
Spring 1985	11 of 19	946	Ohio State, 899

TROY STATE UNIVERSITY

TROY STATE TROJAN CLASSIC

YEAR	FINISH	SCORE	CHAMPION
Fall 1994	12th	925	UAB, 891

TULANE UNIVERSITY

DEEP SOUTH INTERCOLLEGIATE

YEAR	FINISH	SCORE	CHAMPION
Fall 1999	3 of 18	869	Southeastern La., 853

UAB

SHOAL CREEK INTERCOLLEGIATE

YEAR	FINISH	SCORE	CHAMPION
Fall 2012	5 of 11	877	LSU, 864

UCF

GARY KOCH/CLEVELAND INVITATIONAL

YEAR	FINISH	SCORE	CHAMPION
Fall 1998	3rd	866	Ole Miss, 845

RIO PINAR INTERCOLLEGIATE

YEAR	FINISH	SCORE	CHAMPION
Fall 2001	11 of 15	878	Campbell, 848
Fall 2002	5 of 14	881	Fla. Gulf Coast, 861
Spring 2006	8 of 18	901	Lamar, 877
Spring 2007	15 of 18	906	Chattanooga, 862
Spring 2008	11 of 18	877	UCF, 846
Spring 2009	T17 21	900	UCF, 851

UNC GREENSBORO

BRIDGESTONE GOLF INTERCOLLEGIATE

YEAR	FINISH	SCORE	CHAMPION
Spring 2006	11 of 12	618	Lamar, 563
Fall 2007	10 of 15	881	Louisville, 860
Fall 2008	11 of 14	898	Duke, 869

UNC WILMINGTON

LANDFALL TRADITION

YEAR	FINISH	SCORE	CHAMPION
Fall 2003	7 of 12	877	Minnesota, 851
Fall 2004	11 of 12	881	Michigan State, 851
Fall 2005	11 of 12	923	Texas A&M, 870
Fall 2006	5 of 12	908	Tulsa, 868

USF

PEPSI INVITATIONAL

YEAR	FINISH	SCORE	CHAMPION
Spring 1987	9 of 16	892	Tennessee, 854
Spring 1988	T6 of 14	911	Virginia, 891
Spring 1989	T9 of 15	902	North Carolina, 867
Spring 1990	T13th	924	UCF, 879
Spring 1991	5th	887	Ole Miss, 570
Spring 1992	13th	907	UCF, 871

USF INVITATIONAL

YEAR	FINISH	SCORE	CHAMPION
Spring 1993	12th	939	Georgia, 886
Spring 1994	13th	923	Texas Christian
Spring 1995	16th	937	South Alabama, 890
Spring 2003	10 of 15	931	Jacksonville St., 902

RON SMITH INVITATIONAL

YEAR	FINISH	SCORE	CHAMPION
Spring 1996	15th	919	USF, 870
Spring 1997	T4th	915	VCU, 884
Spring 1998	9th	878	VCU, 841
Spring 1999	T4 of 17	894	VCU, 882
Spring 2000	T16 of 18	915	Fla. Southern, 863
Spring 2001	15 of 18	917	Charleston, 859
Spring 2002	9 of 18	602	Ga. Southern, 574

VANDERBILT UNIVERSITY

MUSIC CITY INTERCOLLEGIATE

YEAR	FINISH	SCORE	CHAMPION
Spring 1989	T9th	903	Miami, 880
Spring 1990	T3rd	874	UCF, 856
Spring 1991	2nd	918	Vanderbilt, 916
Spring 1992	8th	913	Southeastern La., 893
Spring 1993	T8th	908	Georgia, 870
Spring 1994	6th	584	Georgia, 572

MASON RUDOLPH CHAMPIONSHIP

YEAR	FINISH	SCORE	CHAMPION
Fall 2006	5 of 14	888	Mississippi, 876
Fall 2008	7 of 17	864	South Carolina, 839
Fall 2009	8 of 17	567	MTSU/South Carolina, 556
Fall 2010	1 of 17	842	Memphis, 842
Fall 2011	5 of 14	856	MTSU, 844

VIRGINIA, UNIVERSITY OF

OMNI HOTEL COLLEGIATE INVITATIONAL

YEAR	FINISH	SCORE	CHAMPION
Spring 1987	10 of 14	925	N.C. State, 899

W.C. McLAUGHLIN TOURNEY

YEAR	FINISH	SCORE	CHAMPION
Spring 1986	1 of 12	601	Memphis, 601

WYOMING, UNIVERSITY OF

GLENNE "RED" JACOBY COLLEGIATE

YEAR	FINISH	SCORE	CHAMPION
Fall 1990	3rd	857	Hawaii, 844

XAVIER UNIVERSITY

ST. CROIX COLLEGIATE CLASSIC

YEAR	FINISH	SCORE	CHAMPION
Spring 2005	10 of 17	886	Xavier, 868

TOURNAMENT VICTORIES

TOURNAMENT	YEAR
Mid-America Intercollegiate	1973
Mid-America Intercollegiate	1974
Mid-America Intercollegiate	1975
Metro Conference Championship	1976
Murray State Invitational	1978
Murray State Invitational	1983
W.T. McLaughlin Invitational	1985
UNO/Bailey Lincoln Mercury Collegiate Classic	1987
Murray State Invitational	1987
UNO/Bailey Lincoln Mercury Collegiate Classic	1988
Metro Conference Championship	1988
Hillman Robbins Memorial	1990
Dixie Intercollegiate	1990
Great Midwest Conference Championship	1992
Blue Demon Invitational	2002
Matlock Collegiate Classic	2004
Radrick Farms Intercollegiate	2004 (tie)
Memphis Intercollegiate	2004
Missouri Bluffs Challenge	2004
Memphis Intercollegiate	2005
CSU Spring Kick Off	2008
Mason Rudolph Championship	2010
Wolfpack Intercollegiate	2011
Conference USA Championship	2012

*From 1973 to 2012

TIGERS MEDALISTS

NAME	TOURNAMENT	YEAR
Don Sargent	W.T. McLaughlin Tourn.	1986
Steve Metz	Dixie Inter.	1987
Gregg Gill	Metro Conference Tourn.	1988
Tim Roop	Glenn "Red" Jacoby Col.	1990
Troy Witham	Music City Inter.	1991
Troy Witham	Great Midwest Conf.	1992
Clint Clement	C-USA Champ.	1996
Alan Weant	Blue Demon Invit.	2002
Keven Fortin-Simard	Radrick Farms Inter.	2004
Andy Shiels	Missouri Bluffs Challenge	2004
Allan Thomas	Memphis Inter.	2004
Keven Fortin-Simard	Memphis Inter.	2005
Ian Rochester	Billy Hitchcock Inter.	2005
Keven Fortin-Simard	The Border Olympics	2006
Keven Fortin-Simard	All-American Inter.	2006
Kyle Peterman	Mason Rudolph Inter.	2006
Brad Benjamin	Palisades Collegiate Classic	2007
Robbie Greenwell	Linger Longer Invit.	2008
Ian Rochester	CSU Spring Kick Off	2008
Jack Belote	Mason Rudolph Champ.	2010
Jonathan Fly	Conference USA Champ.	2011
Jonathan Fly	BancorpSouth Inter.	2012
Grant Milner	Bank of Tennessee Inter.	2012

*From 1982-2012

* Tournament results from 1982-present

MEDIA

COACHING STAFF

PLAYERS

2012-13 REVIEW

HISTORY

29



CONFERENCE CHAMPIONSHIPS HISTORY

1996 - CONFERENCE USA

THE PENINSULA GOLF COURSE
LAKE NORMAN, N.C.
PAR 72 • 7,075 YARDS

FIN.	TEAM	TO PAR	RD. 1	RD. 2	RD. 3	TOTAL
1.	Charlotte	+18	292	296	294	882
2.	USF	+19	291	293	299	883
3.	UAB	+23	289	296	302	887
	Memphis	+23	301	294	292	887
5.	Louisville	+24	303	288	297	888
6.	Tulane	+29	305	297	291	893
7.	Saint Louis	+32	302	294	300	896
8.	Cincinnati	+33	304	295	298	897
	Southern Miss	+33	297	298	302	897
10.	Marquette	+66	300	320	310	930
11.	DePaul	+84	318	316	314	948

INDIVIDUAL TOP 10

1.	Clint Clement, Memphis	(-5) 69-71-71 - 211
2.	Matt McClure, Louisville	(-3) 73-64-76 - 213
3.	Chris Colli, USF	(-2) 68-74-72 - 214
4.	Jack Abney, Tulane	(-1) 76-62-67 - 215
5.	Paul Carpenter, Charlotte	(E) 70-74-72 - 216
	Phil Meadows, Southern Miss	(E) 72-70-74 - 216
7.	Andrew Laurence, UAB	(+1) 69-74-73 - 217
	Kevin Weidenweber, Cincinnati	(+1) 72-74-71 - 217
9.	Willie Kent, Saint Louis	(+2) 74-72-72 - 218
	Jason Roby, Southern Miss	(+2) 72-72-74 - 218

MEMPHIS INDIVIDUALS

1.	Clint Clement	(-5) 69-71-71 - 211
22.	Jerry Gmetro	(+9) 75-76-74 - 225
T28.	Blair Scurlock	(+12) 78-73-77 - 228
35.	Jack Pieratt	(+14) 79-81-70 - 230
T40.	Derek Knief	(+17) 80-74-79 - 233

1997 - CONFERENCE USA

COLUMBIA LAKES COUNTRY CLUB
WEST COLUMBIA, TEXAS
PAR 72 • 6,975 YARDS

FIN.	TEAM	TO PAR	RD. 1	RD. 2	RD. 3	TOTAL
1.	Houston	+11	293	292	290	875
2.	UAB	+26	302	291	297	890
3.	USF	+51	305	304	306	915
4.	Louisville	+53	310	296	311	917
	Memphis	+53	315	308	294	917
6.	Charlotte	+64	298	323	307	928
7.	Marquette	+65	304	317	308	929
8.	Tulane	+69	310	306	317	933
	Saint Louis	+69	303	327	303	933
10.	Southern Miss	+75	316	312	311	939
11.	Cincinnati	+84	318	319	311	948
12.	DePaul	+101	320	326	319	965

INDIVIDUAL TOP 10

1.	Chris Devlin, UAB	(-3) 72-71-70 - 213
2.	Victor Schwamkrug, Houston	(-2) 74-69-71 - 214
3.	Mike Brennan, Houston	(+2) 71-75-72 - 218
4.	Blair Scurlock, Memphis	(+3) 74-72-73 - 219
5.	Jeff Burns, Houston	(+5) 71-77-73 - 221
6.	Jason McPherson, Charlotte	(+9) 72-77-76 - 225
7.	Mark Turnesa, USF	(+10) 80-76-70 - 226
	Paul Dickinson, UAB	(+10) 78-76-72 - 226
	Mike Johnston, Marquette	(+10) 72-80-74 - 226
	Andrew Laurence, UAB	(+10) 77-71-78 - 226
	Chris Morris, Houston	(+10) 77-71-78 - 226

MEMPHIS INDIVIDUALS

4.	Blair Scurlock	(+3) 74-72-73 - 219
T18.	Colin Wright	(+14) 80-79-71 - 230
T23.	Jerry Gmetro	(+15) 79-80-72 - 231
T39.	Jack Pieratt	(+22) 83-77-78 - 238
T52.	Dan Chartrand	(+29) 82-82-81 - 245

1998 - CONFERENCE USA

COLUMBIA LAKES COUNTRY CLUB
WEST COLUMBIA, TEXAS
PAR 72 • 6,975 YARDS

FIN.	TEAM	TO PAR	RD. 1	RD. 2	RD. 3	TOTAL
1.	Houston	+20	291	302	291	884
2.	Charlotte	+39	296	305	302	903
3.	Louisville	+42	297	309	300	906
4.	DePaul	+44	296	303	309	908
5.	UAB	+46	303	300	308	910
	Tulane	+50	305	310	299	914
7.	Cincinnati	+51	310	302	303	915
8.	Southern Miss	+52	299	312	305	916
9.	Marquette	+57	302	308	311	921
	USF	+57	306	303	312	921
	Memphis	+57	311	307	303	921
12.	Saint Louis	+69	311	313	309	933

INDIVIDUAL TOP 10

1.	Kris Maffet, Louisville	(+1) 72-73-72 - 217
2.	Chris Morris, Houston	(+3) 72-73-74 - 219
3.	Greg Howell, Southern Miss	(+4) 73-74-73 - 220
4.	Brad Faulkner, Louisville	(+7) 75-78-70 - 223
	V. Schwamkrug, Houston	(+7) 72-81-70 - 223
6.	Andy Sanders, Houston	(+8) 71-80-73 - 224
	Justin Alford, Tulane	(+8) 72-77-75 - 224
	S.VanDenHeever, Charlotte	(+8) 73-75-76 - 224
9.	Doug Kruep, Saint Louis	(+9) 74-79-72 - 225
	Brian Coffman, DePaul	(+9) 70-81-74 - 225
	Atsushi Kozaki, USF	(+9) 82-70-73 - 225
	Chris Devlin, UAB	(+9) 74-76-75 - 225

1999 - CONFERENCE USA

THE CLUB AT HIDDEN CREEK
NAVARRE, FLA.
PAR 72 • 6,844 YARDS

FIN.	TEAM	TO PAR	RD. 1	RD. 2	RD. 3	TOTAL
1.	Houston	-18	282	282	281	845
2.	Charlotte	+8	300	283	289	872
3.	Memphis	+13	293	298	286	877
4.	UAB	+18	296	293	293	882
	USF	+18	286	302	294	882
6.	Southern Miss	+20	297	295	292	884
7.	Cincinnati	+23	295	296	297	887
8.	Marquette	+36	302	300	298	900
9.	DePaul	+38	299	307	296	902
10.	Saint Louis	+41	303	297	305	905
11.	Louisville	+50	303	304	307	914
12.	Tulane	+82	309	324	313	946

INDIVIDUAL TOP 10

1.	Andy Sanders, Houston	(-7) 70-71-68 - 209
2.	Blair Scurlock, Memphis	(-6) 73-71-66 - 210
	B.J. Staten, Houston	(-6) 68-70-72 - 210
4.	V. Schwamkrug, Houston	(-3) 72-71-70 - 213
5.	Wade Ormsby, Houston	(-1) 72-70-73 - 215
6.	Mike Johnston, Marquette	(E) 70-69-77 - 216
	Nathan Rogers, Southern Miss	(E) 75-70-71 - 216
	Andy Crabtree, USF	(E) 73-71-72 - 216
9.	S. VanDenHeever, Charlotte	(+1) 74-70-73 - 217
	Chris Devlin, UAB	(+1) 69-71-77 - 217
	Neal Kauffman, Charlotte	(+1) 77-71-69 - 217

MEMPHIS INDIVIDUALS

T2.	Blair Scurlock	(-6) 73-71-66 - 210
T22.	Dan Chartrand	(+6) 74-75-73 - 222
26.	Colin Wright	(+7) 73-74-76 - 223
T38.	Jason Wyatt	(+13) 73-78-78 - 229
T46.	Matt Cooper	(+17) 82-80-71 - 233

2000 - CONFERENCE USA

THE CLUB AT HIDDEN CREEK
NAVARRE, FLA.
PAR 72 • 6,844 YARDS

FIN.	TEAM	TO PAR	RD. 1	RD. 2	RD. 3	TOTAL
1.	Houston	-7	285	289	283	857
2.	UAB	+15	292	299	288	879
3.	USF	+20	289	302	293	884
4.	Louisville	+25	297	294	298	889
5.	Charlotte	+31	299	300	296	895
6.	Southern Miss	+33	309	297	291	897
7.	Cincinnati	+34	305	298	295	898
8.	Memphis	+45	299	308	302	909
9.	Tulane	+46	306	293	311	910
10.	Saint Louis	+52	308	306	302	916
11.	DePaul	+53	302	298	317	917
12.	Marquette	+57	312	302	307	921

INDIVIDUAL TOP 10

1.	Andy Sanders, Houston	(-4) 70-71-71 - 212
2.	Chris Devlin, UAB	(-1) 72-73-70 - 215
	B.J. Staten, Houston	(-1) 73-73-69 - 215
4.	J. Edmondson, Houston	(+1) 72-73-72 - 217
5.	Chris Morris, Houston	(+2) 74-73-71 - 218
	Chris Campbell, Louisville	(+2) 74-72-72 - 218
	Nick Lykins, Cincinnati	(+2) 73-72-73 - 218
8.	Brett Hitchcock, USF	(+3) 71-76-72 - 219
	Wade Ormsby, Houston	(+3) 70-72-77 - 219
10.	Justin Emil, Southern Miss	(+4) 74-74-72 - 220
	Colin Wright, Memphis	(+4) 71-76-73 - 220

MEMPHIS INDIVIDUALS

T10.	Colin Wright	(+4) 71-76-73 - 220
T29.	Michael Prieur	(+11) 73-79-75 - 227
T38.	Jason Wyatt	(+15) 77-75-79 - 231
T43.	Matt Cooper	(+16) 78-79-75 - 232
55.	Dan Chartrand	(+21) 80-78-79 - 237

2001 - CONFERENCE USA

THE CLUB AT HIDDEN CREEK
NAVARRE, FLA.
PAR 72 • 6,795 YARDS

FIN.	TEAM	TO PAR	RD. 1	RD. 2	RD. 3	TOTAL
1.	Houston	+8	290	292	290	872
2.	UAB	+24	296	293	299	888
3.	Southern Miss	+35	295	302	302	899
	Louisville	+35	298	300	301	899
	USF	+38	298	295	309	902
6.	Memphis	+46	307	300	303	910
7.	Marquette	+52	306	307	303	916
8.	Cincinnati	+58	296	311	315	922
9.	DePaul	+59	309	302	312	923
10.	Charlotte	+61	297	311	317	925
11.	Tulane	+65	307	317	305	929
12.	Saint Louis	+72	313	305	318	936

INDIVIDUAL TOP 10

1.	Brad McIntosh, Houston	(-2) 72-73-69 - 214
2.	Chris Campbell, Louisville	(-1) 69-74-72 - 215
3.	Simon Robinson, Houston	(+1) 72-72-73 - 217
4.	Mike Shamp, Charlotte	(+2) 71-71-76 - 218
	Tele Wightman, USF	(+2) 68-76-74 - 218
6.	Wade Ormsby, Houston	(+3) 74-72-73 - 219
	Brett Hitchcock, USF	(+3) 70-71-78 - 219
8.	Tim Yelverton, Southern Miss	(+4) 73-75-72 - 220
	Daniel Ozley, UAB	(+4) 73-73-74 - 220
10.	Payton Osborn, UAB	(+6) 76-70-76 - 222
	Grant Sturgeon, Louisville	(+6) 75-70-77 - 222
	Andy Sanders, Houston	(+6) 72-75-75 - 222

CONFERENCE CHAMPIONSHIPS HISTORY

MEMPHIS INDIVIDUALS

T13.	David Jeans	(+7) 77-71-75 - 223
T23.	Matt Cooper	(+14) 81-74-75 - 230
T27.	Chris Reinke	(+15) 81-75-75 - 231
T36.	Michael Prieur	(+17) 75-80-78 - 233
T53.	Jason Wyatt	(+26) 74-82-86 - 242

2002 - CONFERENCE USA

THE CLUB AT HIDDEN CREEK
NAVARRE, FLA.
PAR 72 • 6,795 YARDS

FIN.	TEAM	TO PAR	RD. 1	RD. 2	RD. 3	TOTAL
1.	TCU	-6	291	283	284	858
2.	Houston	E	294	290	280	864
3.	Southern Miss	+5	291	291	287	869
4.	USF	+10	293	289	292	874
5.	Louisville	+12	294	294	288	876
6.	UAB	+14	295	284	299	878
7.	East Carolina	+16	299	291	290	880
8.	Charlotte	+21	292	298	295	885
9.	Memphis	+23	300	290	297	887
10.	Tulane	+28	298	296	298	892
11.	Cincinnati	+32	300	294	302	896
12.	DePaul	+39	304	295	304	903
13.	Saint Louis	+45	306	300	303	909
14.	Marquette	+56	305	306	309	920

INDIVIDUAL TOP 10

1.	Bret Guetz, TCU	(-11) 66-68-71 - 205
2.	Evan Frederick, Saint Louis	(-7) 69-67-73 - 209
3.	Simon Robinson, Houston	(-6) 74-69-67 - 210
4.	Jason Harris, East Carolina	(-5) 69-71-71 - 211
5.	Tim Yelverton, Southern Miss	(-4) 74-71-67 - 212
6.	Ryan Thomas, UAB	(-2) 70-68-76 - 214
7.	Grant Sturgeon, Louisville	(-1) 74-70-71 - 215
	Chris Wheeler, Tulane	(-1) 68-76-71 - 215
	Tele Wightman, USF	(-1) 70-72-73 - 215
	Ricky Carrillo, USF	(-1) 72-71-72 - 215
	Brett Jones, Louisville	(-1) 70-73-72 - 215
	Adam Robinson, TCU	(-1) 73-73-69 - 215

MEMPHIS INDIVIDUALS

T26.	David Jeans	(+5) 77-70-74 - 221
T30.	Chris Reinke	(+6) 75-72-75 - 222
T41.	Alan Weant	(+9) 75-74-76 - 225
T45.	Richard Jones	(+11) 75-80-72 - 227
T54.	Michael Prieur	(+16) 75-74-83 - 232

2003 - CONFERENCE USA

THE LAKE JOVITA GOLF AND COUNTRY CLUB
DADE CITY, FLA.
PAR 71 • 7,083 YARDS

FIN.	TEAM	TO PAR	RD. 1	RD. 2	RD. 3	TOTAL
1.	TCU	+10	288	289	285	862
2.	UAB	+17	288	292	289	869
3.	USF	+24	290	304	282	876
4.	Houston	+27	289	289	301	879
5.	Louisville	+29	298	285	298	881
6.	Southern Miss	+31	292	295	296	883
7.	Memphis	+36	295	298	295	888
8.	East Carolina	+40	297	297	298	892
	Marquette	+40	298	298	296	892
10.	Tulane	+42	297	300	297	894
11.	Charlotte	+48	285	309	306	900
12.	Cincinnati	+58	299	309	302	910
13.	Saint Louis	+60	308	295	309	912
14.	DePaul	+95	309	324	314	947

INDIVIDUAL TOP 10

1.	Russell Killough, Charlotte	(-4) 68-70-71 - 209
2.	Adam Meyer, TCU	(-1) 70-69-73 - 212
3.	Oscar Fraustro, USF	(E) 72-73-68 - 213
	Brett Callas, Houston	(E) 70-70-73 - 213
	Alan Weant, Memphis	(E) 73-72-68 - 213
6.	Adam Robinson, TCU	(+1) 69-72-73 - 214
7.	Ryan Thomas, UAB	(+2) 72-74-69 - 215

8.	Brett Jones, Louisville	(+4) 75-66-76 - 217
	T. Van Leeuwen, UAB	(+4) 75-71-71 - 217
10.	Evan Frederick, Saint Louis	(+5) 73-73-72 - 218
	Mark Anderson, Louisville	(+5) 72-73-73 - 218
	John Wine, Houston	(+5) 72-69-77 - 218

MEMPHIS INDIVIDUALS

T3.	Alan Weant	(E) 73-72-68 - 213
T34.	Michael Prieur	(+11) 74-74-76 - 224
T36.	Clayton Ellis	(+12) 75-76-74 - 225
T49.	David Jeans	(+17) 73-76-81 - 230
T54.	Richard Jones	(+19) 77-78-77 - 232

2004 - CONFERENCE USA

THE LAKE JOVITA GOLF AND COUNTRY CLUB
DADE CITY, FLA.
PAR 72 • 7,153 YARDS

FIN.	TEAM	TO PAR	RD. 1	RD. 2	RD. 3	TOTAL
1.	TCU	-5	286	286	287	859
2.	Charlotte	+7	301	286	284	871
3.	Southern Miss	+16	298	293	289	880
4.	UAB	+18	300	294	288	882
5.	USF	+21	305	292	288	885
6.	Houston	+30	297	307	290	894
7.	Tulane	+33	308	293	296	897
8.	Louisville	+34	304	298	296	898
	Memphis	+34	308	301	289	898
10.	Marquette	+38	309	296	297	902
11.	East Carolina	+42	305	298	305	908
12.	Saint Louis	+44	317	291	302	910
13.	Cincinnati	+72	316	312	308	936
14.	DePaul	+86	322	318	310	950

INDIVIDUAL TOP 10

1.	Adam Meyer, TCU	(-10) 68-69-69 - 206
2.	Ray Sheedy, Charlotte	(-1) 76-70-69 - 215
3.	Matt Mincer, Charlotte	(+1) 76-72-69 - 217
4.	Scott McNeil, Charlotte	(+2) 72-76-70 - 218
	Clark Brown, UAB	(+2) 75-72-71 - 218
	David Schultz, TCU	(+2) 73-72-73 - 218
7.	Oscar Fraustro, USF	(+3) 75-74-70 - 219
	Zach Mowbray, Houston	(+3) 73-76-70 - 219
	Ricky Romano, Houston	(+3) 74-74-71 - 219
	Alan Weant, Memphis	(+3) 73-72-74 - 219

MEMPHIS INDIVIDUALS

T7.	Alan Weant	(+3) 73-72-74 - 219
T28.	Allan Thomas	(+8) 77-76-71 - 224
T37.	David Jeans	(+11) 79-76-72 - 227
T41	Clayton Ellis	(+13) 79-78-72 - 229
65.	Lewis Clarke	(+23) 83-77-79 - 239

2005 - CONFERENCE USA

GRAND BEAR GOLF CLUB
GULFPORT, MISS.
PAR 72 • 7,093 YARDS

FIN.	TEAM	TO PAR	RD. 1	RD. 2	RD. 3	TOTAL
1.	TCU	-23	278	282	281	841
2.	Charlotte	+3	289	290	288	867
3.	Tulane	+8	289	294	289	872
4.	UAB	+13	286	296	295	877
5.	Louisville	+19	296	298	289	883
6.	Houston	+23	293	296	298	887
7.	Memphis	+24	301	300	297	898
8.	Southern Miss	+26	298	303	299	900
9.	Marquette	+27	306	308	287	901
10.	East Carolina	+31	297	308	300	905
11	Cincinnati	+54	309	307	302	918
12.	DePaul	+55	315	307	297	919
	USF	+55	316	302	301	919
14.	Saint Louis	+75	313	325	301	939

INDIVIDUAL TOP 10

1.	Colby Beckstrom, TCU	(-7) 67-71-71 - 209
	Drew Stoltz, TCU	(-7) 70-69-70 - 209
3.	David Schultz, TCU	(-4) 72-69-71 - 212

4.	James Sacheck, TCU	(-3) 69-75-69 - 213
5.	Garrett Osborn, UAB	(-2) 68-72-74 - 214
6.	Chris Wheeler, Tulane	(-1) 72-73-70 - 215
	Robin Smith, East Carolina	(-1) 66-74-75 - 215
8.	Matt Mincer, Charlotte	(E) 74-70-72 - 216
	Derek Fathauer, Louisville	(E) 74-68-74 - 216
10.	Ryan Thomas, UAB	(+1) 73-75-69 - 217

MEMPHIS INDIVIDUALS

T26.	Keven Fortin-Simard	(+7) 77-71-75 - 223
T30.	Robbie Greenwell	(+8) 74-77-73 - 224
T35.	Ian Rochester	(+10) 75-76-75 - 226
T35.	Justin Miers	(+10) 76-76-74 - 226
T58.	Andy Shiels	(+20) 76-80-80 - 236

2006 - CONFERENCE USA

OLD WAVERLY GOLF CLUB
WEST POINT, MISS.
PAR 72 • 7,000 YARDS

FIN.	TEAM	TO PAR	RD. 1	RD. 2	RD. 3	TOTAL
1.	SMU	-19	278	291	276	845
2.	UCF	-13	288	283	280	851
3.	Tulsa	-11	285	287	281	853
4.	Memphis	-8	276	289	291	856
5.	Houston	+1	285	280	300	865
6.	UAB	+5	286	291	292	869
7.	Rice	+12	286	295	295	876
	East Carolina	+12	296	297	283	876
9.	Southern Miss	+13	292	291	294	877
10.	Marshall	+23	302	297	288	887
11.	UTEP	+32	291	311	294	896
12.	Tulane	+73	308	315	314	937

INDIVIDUAL TOP 10

1.	Will Dodson, SMU	(-13) 70-68-65 - 203
2.	Sonny Nimkhum, UCF	(-8) 72-66-70 - 208
3.	Brad Benjamin, Memphis	(-7) 67-73-69 - 209
4.	Colt Knost, SMU	(-6) 66-75-69 - 210
5.	Garrett Osborn, UAB	(-4) 69-72-71 - 212
	Mitch Cohlmlia, Tulsa	(-4) 71-72-69 - 212
	Sam Korbe, Tulsa	(-4) 69-74-69 - 212
	Kyle Kelley, Rice	(-4) 69-72-71 - 212
9.	B. DeStefano, SMU	(-3) 70-74-69 - 213
	Zack Sucher, UAB	(-3) 72-71-70 - 213

MEMPHIS INDIVIDUALS

3.	Brad Benjamin	(-7) 67-73-69 - 209
T17.	Keven Fortin-Simard	(+1) 66-77-74 - 217
T17.	Robbie Greenwell	(+1) 73-70-74 - 217
29.	Ian Rochester	(+4) 70-76-74 - 220
T30.	Lewis Clarke	(+5) 76-70-75 - 221

2007 - CONFERENCE USA

TEXARKANA COUNTRY CLUB
TEXARKANA, ARK.
PAR 72 • 6,935 YARDS

FIN.	TEAM	TO PAR	RD. 1	RD. 2	RD. 3	TOTAL
1.	Tulsa	-9	285	285	285	855
2.	UAB	+11	296	286	291	875
3.	Southern Miss	+14	293	294	291	878
4.	SMU	+20	301	287	296	884
5.	Houston	+21	295	291	299	885
6.	UCF	+22	296	291	299	886
T7.	Memphis	+27	288	300	303	891
	UTEP	+27	291	297	303	891
9.	Marshall	+33	300	293	304	897
10.	East Carolina	+36	302	302	296	900
11.	Rice	+60	296	309	319	924

INDIVIDUAL TOP 10

1.	Garrett Osborn, UAB	(-4) 69-73-70 - 212
2.	Nicolas Geyger, Tulsa	(-3) 71-75-67 - 213
	Jordan Irwin, Houston	(-3) 71-69-73 - 213
	Brett Meyers, Tulsa	(-3) 72-69-72 - 213
5.	Shawn Warren, Marshall	(E) 73-73-70 - 216
6.	Ian Rochester, Memphis	(+1) 71-72-74 - 217

MEDIA

COACHING STAFF

PLAYERS

2012-13 REVIEW

HISTORY

31



CONFERENCE CHAMPIONSHIPS HISTORY

	Roger Sloan, UTEP	(+1) 76-69-72 - 217
8.	Ryan Henry, Tulsa	(+2) 68-72-78 - 218
	Kyle Ramey, Southern Miss	(+2) 73-72-73 - 218
10.	Mitch Cohlma, Tulsa	(+3) 74-74-71 - 219
	Sam Korbe, Tulsa	(+3) 74-70-75 - 219

MEMPHIS INDIVIDUALS

T6.	Ian Rochester	(+1) 71-72-74 - 217
T16.	Brad Benjamin	(+6) 69-76-77 - 222
35.	Kyle Ritchie	(+10) 73-75-78 - 226
T42.	Brandon Bunn	(+14) 77-77-76 - 230
45.	Robbie Greenwell	(+15) 75-80-76 - 231

2008 - CONFERENCE USA

TEXARKANA COUNTRY CLUB
TEXARKANA, ARK.
PAR 72 • 6,935 YARDS

FIN.	TEAM	TO PAR	Rd. 1	Rd. 2	Rd. 3	TOTAL
1.	UAB	-7	283	291	283	857
2.	Southern Miss	+2	286	288	292	866
3.	Memphis	+4	277	291	300	868
4.	SMU	+9	295	286	292	873
5.	Tulsa	+12	291	297	288	876
6.	Houston	+13	282	290	305	877
7.	East Carolina	+15	289	300	290	879
8.	UTEP	+21	297	294	294	885
9.	UCF	+24	287	292	302	888
10.	Marshall	+35	307	292	300	899
11.	Rice	+38	293	299	310	902

INDIVIDUAL TOP 10

1.	Zach Zucher, UAB	(-9) 68-66-73 - 207
2.	Brad Smith, UAB	(-7) 68-75-66 - 209
3.	Paul Apyan, Southern Miss	(-6) 68-69-73 - 210
	Rob Laird, Tulsa	(-6) 71-68-71 - 210
5.	Robbie Greenwell, Memphis	(-3) 68-73-72 - 213
6.	Andre Thorsen, East Carolina	(E) 72-72-72 - 216
	Nicolas Gyeger, Tulsa	(E) 73-74-69 - 216
8.	Ben Tewes, SMU	(+1) 73-69-75 - 217
	Brandon Bunn, Memphis	(+1) 70-72-75 - 217
	Dan Kleckner, SMU	(+1) 73-71-73 - 217

MEMPHIS INDIVIDUALS

5.	Robbie Greenwell	(-3) 68-73-72 - 213
T8.	Brandon Bunn	(+1) 70-72-75 - 217
T14.	Ian Rochester	(+3) 68-73-79 - 219
31.	Brad Benjamin	(+7) 71-73-79 - 223
T35.	Kyle Ritchie	(+9) 73-77-75 - 225

2009 - CONFERENCE USA

REDTAIL GOLF CLUB
SORRENTO, FLA.
PAR 72 • 7,152 YARDS

FIN.	TEAM	TO PAR	Rd. 1	Rd. 2	Rd. 3	TOTAL
1.	UCF	-17	279	286	262	847
2.	SMU	-12	284	285	283	852
3.	UAB	-3	286	287	288	861
4.	Memphis	+2	289	291	286	866
5.	Tulsa	+9	291	298	284	873

6.	East Carolina	+11	289	291	295	875
7.	Houston	+14	290	300	288	878
8.	Rice	+21	292	300	293	885
9.	Southern Miss	+22	301	297	288	886
10.	UTEP	+31	290	308	297	895
11.	Marshall	+57	302	304	315	921

INDIVIDUAL TOP 10

1.	Simon Ward, UCF	(-11) 69-68-68 - 205
2.	Blayne Barber, UCF	(-9) 68-69-70 - 207
3.	Zach Sucher, UAB	(-7) 68-69-72 - 209
4.	Draegen Majors, SMU	(-6) 70-68-72 - 210
5.	Nicolas Geyger, Tulsa	(-5) 71-69-71 - 211
6.	Kelly Krat, SMU	(-4) 72-70-70 - 212
	Brady Shivers, Houston	(-4) 69-74-69 - 212
8.	Markus Leandersson, East Carolina	(-3) 72-72-69 - 213
9.	Andre Thorsen, East Carolina	(-2) 72-72-70 - 214
	Brad Benjamin, Memphis	(-2) 72-69-73 - 214

MEMPHIS INDIVIDUALS

T9..	Brad Benjamin	(-2) 72-69-73 - 214
T11.	Jordan Payne	(-1) 74-73-68 - 215
T17.	Jack Belote	(+1) 69-73-75 - 217
T27.	Brandon Bunn	(+5) 74-76-71 - 221
T41.	Jeff Hall	(+13) 76-79-74 - 229

MEDIA

COACHING STAFF

PLAYERS

2012-13 REVIEW

HISTORY

32



2012 CONFERENCE USA CHAMPIONS

CONFERENCE CHAMPIONSHIPS HISTORY

2010 - CONFERENCE USA

REDTAIL GOLF CLUB
SORRENTO, FLA.
PAR 72 • 7,152 YARDS

FIN.	TEAM	TO PAR	Rd. 1	Rd. 2	Rd. 3	TOTAL
1.	UCF	-6	292	288	278	858
2.	Southern Miss	+12	304	292	280	876
	Rice	+12	295	290	291	876
4.	SMU	+15	303	291	285	879
5.	Tulsa	+19	297	295	291	883
6.	East Carolina	+20	301	294	289	884
7.	Houston	+23	303	295	289	887
8.	UAB	+26	311	289	290	890
9.	Memphis	+35	300	301	298	899
10.	UTEP	+40	311	304	299	914
11.	Marshall	+44	314	301	303	918

INDIVIDUAL TOP 10

1.	Christopher Brown, Rice	(-7) 70-69-70 - 209
2.	Wes Carter, Southern Miss	(-2) 77-70-67 - 214
	Nuno Henriques, UCF	(-2) 74-74-66 - 214
	Connor Arendell, UCF	(-2) 73-74-67 - 214
	Brad Schneider, UCF	(-2) 73-68-73 - 214
6.	Harold Varner, East Carolina	(E) 77-70-69 - 216
	Simon Ward, UCF	(E) 72-72-72 - 216
	Rob Laird, Tulsa	(E) 69-72-75 - 216
9.	Kelly Kraft, SMU	(+1) 74-73-70 - 217
10.	Michael Whitehead, Rice	(+2) 72-75-71 - 218
	John Darby, UAB	(+2) 76-72-70 - 218

MEMPHIS INDIVIDUALS

T12.	Jonathan Flye	(+3) 77-72-70 - 219
T27.	Carlson Cox	(+9) 73-75-77 - 225
T37.	Jack Belote	(+12) 77-75-76 - 228
T41.	Lexus Keoninh	(+14) 73-79-78 - 230
T43.	Brandon Bunn	(+15) 77-79-75 - 231

2011 - CONFERENCE USA

TEXARKANA COUNTRY CLUB
TEXARKANA, ARK.
PAR 72 • 6,935 YARDS

FIN.	TEAM	TO PAR	Rd. 1	Rd. 2	Rd. 3	TOTAL
1.	UCF	-2	293	289	280	862
2.	Memphis	E	281	299	284	864
3.	Tulsa	+4	289	288	291	868
4.	Houston	+7	288	297	286	871
	UAB	+7	291	294	286	871
6.	East Carolina	+10	289	295	290	874
7.	Marshall	+14	293	293	292	878
8.	SMU	+20	278	313	293	884
	Southern Miss	+20	291	297	296	884
10.	Rice	+34	295	306	297	898
11.	UTEP	+45	309	301	299	909

INDIVIDUAL TOP 10

1.	Jonathan Fly, Memphis	(-7) 67-73-69 - 209
2.	Greg Eason, UCF	(-6) 69-72-69 - 210
3.	David Watkins, ECU	(-5) 69-74-68 - 211
4.	John Young Kim, Tulsa	(-4) 72-68-72 - 212
5.	Curtis Reed, Houston	(-2) 70-73-71 - 214
	Johannes Veerman, Tulsa	(-2) 71-71-72 - 214
7.	Brad Schneider, UCF	(-1) 73-72-70 - 215
	Derek Plucienski, So. Miss.	(-1) 74-71-70 - 215
	Harold Varner, ECU	(-1) 72-74-69 - 215
	Roberto Ruiz, UTEP	(-1) 73-71-71 - 215

MEMPHIS INDIVIDUALS

1.	Jonathan Fly	(-7) 67-73-69 - 209
T19.	Jack Belote	(+3) 73-75-71 - 219
T19.	Steve Lee	(+3) 71-73-75 - 219
T26.	Lexus Keoninh	(+5) 72-78-71 - 221
T30.	Grant Milner	(+6) 71-78-73 - 222

2012 - CONFERENCE USA

TEXARKANA COUNTRY CLUB
TEXARKANA, ARK.
PAR 72 • 6,935 YARDS

FIN.	TEAM	TO PAR	Rd. 1	Rd. 2	Rd. 3	TOTAL
1.	Memphis	-5	282	289	288	859
2.	UCF	-3	290	284	287	861
3.	East Carolina	+5	295	287	287	869
T4.	UAB	+9	292	291	290	873
T4.	SMU	+9	284	300	289	873
6.	Houston	+20	292	296	296	884
7.	Tulsa	+24	301	296	291	888
8.	Marshall	+28	286	309	297	892
9.	Southern Miss	+30	296	303	295	894
10.	UTEP	+34	297	299	302	898
11.	Rice	+51	309	296	310	915

INDIVIDUAL TOP 10

1.	Greg Eason, UCF	(-8) 70-68-70 - 208
2.	Jack Belote, Memphis	(-7) 68-71-70 - 209
	Max Buckley, SMU	(-7) 68-72-69 - 209
4.	Martin Simonsen, UTEP	(-4) 72-67-73 - 212
5.	Jonathan Fly, Memphis	(-2) 69-72-72 - 214
	Bosten Miller, Marshall	(-2) 72-71-71 - 214
	Roman Robledo, Houston	(-2) 70-68-76 - 214
8.	Ricardo Gouveia, UCF	(-1) 72-71-72 - 215
9.	Kyle Wilshire, UCF	(E) 72-72-72 - 216
10.	Nick Brown, Southern Miss	(+1) 72-73-72 - 217
	Harold Varner, ECU	(+1) 74-74-69 - 217
	David Watkins, ECU	(+1) 73-70-74 - 217

MEMPHIS INDIVIDUALS

T2.	Jack Belote	(-7) 68-71-70 - 209
T5.	Jonathan Fly	(-2) 69-73-72 - 214
T13.	Will Pearson	(+3) 72-74-73 - 219
T24.	Grant Milner	(+6) 78-71-73 - 222
45.	Steve Lee	(+15) 73-82-76 - 231

2013 - CONFERENCE USA

TEXARKANA COUNTRY CLUB
TEXARKANA, ARK.
PAR 72 • 6,935 YARDS

FIN.	TEAM	TO PAR	Rd. 1	Rd. 2	Rd. 3	TOTAL
1.	Houston	-7	286	280	291	857
2.	SMU	-4	278	288	294	860
3.	UCF	-1	285	291	287	863
4.	UAB	+9	296	286	291	873
5.	Marshall	+14	292	291	295	878
6.	Tulsa	+17	297	291	293	881
7.	UTEP	+19	289	298	296	883
8.	Memphis	+22	291	303	292	886
9.	Southern Miss	+27	294	302	295	891
10.	East Carolina	+36	298	298	304	900
11.	Rice	+38	298	300	304	902
12.	Old Dominion	+41	299	300	306	905

INDIVIDUAL TOP 10

1.	Roman Robledo, Houston	(-8) 72-65-71 - 208
2.	Bryson Dechambeau, SMU	(-6) 68-68-74 - 210
3.	Nathan Kerns, Marshall	(-5) 71-72-68 - 211
4.	Ricardo Gouveia, UCF	(-4) 71-71-70 - 212
5.	Mario Clemens, SMU	(-3) 68-73-72 - 213
6.	Jose Joia, UCF	(-1) 72-71-72 - 215
	Grant Milner, Memphis	(-1) 69-71-75 - 215
8.	Thomas Sutton, UAB	(E) 73-74-69 - 216
	Greg Eason, UCF	(E) 72-73-71 - 216
10.	Ryan Eibner, East Carolina	(+2) 74-74-70 - 218
	Kyle Pilgrim, Houston	(+2) 74-73-71 - 218
	Vincent Martino, Houston	(+2) 72-71-75 - 218
	Curtis Reed, Houston	(+2) 68-72-78 - 218

MEMPHIS INDIVIDUALS

T6.	Grant Milner	(-1) 69-71-75 - 215
T28.	Carlson Cox	(+6) 77-76-69 - 222
T30.	Will Pearson	(+7) 71-78-74 - 223
T46.	Thomas Perrot	(+13) 74-78-77 - 229
48.	Cory Gaylor	(+14) 77-79-74 - 230

MEDIA

COACHING STAFF

PLAYERS

2012-13 REVIEW

HISTORY

33



NCAA CHAMPIONSHIPS HISTORY

1954

NCAA CHAMPIONSHIP
BRAEBURN COUNTRY CLUB
HOUSTON, TEXAS
SPRING 1954

NATIONAL CHAMPION	
SMU	572

MEMPHIS FINISH	
16 of 20	

INDIVIDUAL CHAMPION		
Hillman Robbins	Memphis	Not Available

MEMPHIS INDIVIDUALS		
Bobby Mitchell	Not Available	
Hillman Robbins	Not Available	
Mason Rudolph	Not Available	
Ronnie Wenzler	Not Available	

1955

NCAA CHAMPIONSHIP
HOLSTON HILLS COUNTRY CLUB
KNOXVILLE, TENN.
SPRING 1955

NATIONAL CHAMPION	
LSU	574

MEMPHIS FINISH	
8 of 33	

INDIVIDUAL CHAMPION		
Joe Campbell	Purdue	Not Available

MEMPHIS INDIVIDUALS	
N/A	

1964

NCAA CHAMPIONSHIP
BROADMOOR GOLF CLUB
COLORADO SPRINGS, COLO.
SPRING 1964

NATIONAL CHAMPION	
Houston	580

MEMPHIS FINISH	
T15 of 41	

INDIVIDUAL CHAMPION		
Terry Small	San Jose St	Not Available

MEMPHIS INDIVIDUALS	
N/A	

1967

NCAA CHAMPIONSHIP
SHAWNEE ON THE DELAWARE COUNTRY CLUB
SHAWNEE, PA.
SPRING 1967

NATIONAL CHAMPION	
Houston	585

MEMPHIS FINISH	
T26 of 39	

INDIVIDUAL CHAMPION		
Hale Irwin	Colorado	Not Available

MEMPHIS INDIVIDUALS		
Steve Busch	Not Available	
Ted Butler	Not Available	
Richard Eller	Not Available	
Russ Glover	Not Available	
Greg Powers	Not Available	

1970

NCAA CHAMPIONSHIP
THE OHIO STATE UNIVERSITY SCARLET COURSE
COLUMBUS, OHIO
SPRING 1970

NATIONAL CHAMPION	
Houston	1,172

MEMPHIS FINISH	
17	

INDIVIDUAL CHAMPION		
John Mahaffey	Houston	284

MEMPHIS INDIVIDUALS		
Sonny Fowler	Not Available	
Tom Fussaro	Not Available	
Randy Hudson	Not Available	
Chuck Merriam	Not Available	
Greg Powers	Not Available	

1988

NCAA CHAMPIONSHIP
UNIVERSITY OF SOUTHERN CALIFORNIA
NORTH RANCH COUNTRY CLUB
THOUSAND OAKS, CALIF.
MAY 25-28, 1988

NATIONAL CHAMPION	
UCLA	1,176 (301-295-293)

MEMPHIS FINISH	
28 of 32	622 (310-312)

INDIVIDUAL CHAMPION		
E.J. Pfister	Okla. State	284 (74-76-70-68)

MEMPHIS INDIVIDUALS		
T54	Steve Metz	301 (76-71-76-78)
T141	Gregg Gill	155 (80-75)
T146	Mack Maness	156 (77-79)
173	Fred Mangum	164 (77-87)
180	Tim Manus	172 (85-87)

2008

NCAA EAST REGIONAL
COUNCIL FIRE GOLF CLUB
CHATTANOOGA, TENN.
MAY 15-17, 2008
PAR 71 • 6,961 YARDS

TEAM CHAMPION	
Georgia	811 (265-271-275)

MEMPHIS FINISH	
T20 of 27	864 (289-291-284)

MEDALIST		
Russell Henley	Georgia	200 (66-68-66)
Zach Sucher	UAB	200 (69-62-69)

MEMPHIS INDIVIDUALS		
T58	Robbie Greenwell	215 (72-71-72)
T65	Brandon Bunn	216 (73-74-69)
T65.	Ian Rochester	216 (75-71-70)

T87.	Brad Benjamin	219 (71-75-73)
140.	Kyle Ritchie	151 (73-D-78)

2011

NCAA CENTRAL-INDIANA REGIONAL
INDIANA UNIVERSITY
ZIONSVILLE, IND.
MAY 19-21, 2011
PAR 71 • 7,025 YARDS

TEAM CHAMPION	
Michigan	841 (278-288-275)

MEMPHIS FINISH	
11 of 14	893 (292-297-304)

MEDALIST		
Lion Kim	Michigan	205 (71-69-65)
Luke Guthrie	Illinois	205 (69-71-65)

MEMPHIS INDIVIDUALS		
T20	Jack Belote	217 (68-72-755)
T34	Jonathan Fly	222 (71-75-76)
T53	Grant Milner	228 (75-75-78)
T53	Steve Lee	228 (78-75-75)
T57	Lexus Keoninh	229 (78-75-76)

2012

NCAA BOWLING GREEN REGIONAL
WESTERN KENTUCKY UNIVERSITY
BOWLING GREEN, KY.
MAY 17-19, 2012
PAR 72 • 7,248 YARDS

TEAM CHAMPION	
Chattanooga	859 (294-281-284)

MEMPHIS FINISH	
5 of 14	876 (295-287-294)

MEDALIST		
S. Jaeger	Chattanooga	203 (70-67-66)

MEMPHIS INDIVIDUALS		
T3	Jonathan Fly	211 (68-73-70)
T19	Jack Belote	220 (74-71-75)
T26	Will Pearson	222 (77-69-76)
T39	Steve Lee	225 (76-76-73)
T57	Grant Milner	233 (83-74-76)

2012

NCAA CHAMPIONSHIP
RIVIERA COUNTRY CLUB
LOS ANGELES, CALIF.
MAY 29-31, 2012
PAR 71 • 7,292 YARDS

NATIONAL CHAMPION	
Texas	3-2 over Alabama

MEMPHIS FINISH	
28 of 30	901 (299-302-300)

INDIVIDUAL CHAMPION		
T. Pieters	Illinois	208 (69-68-71)

MEMPHIS INDIVIDUALS		
T69	Jonathan Fly	223 (71-71-81)
T105	Jack Belote	227 (79-76-72)
T105	Steve Lee	227 (76-76-75)
T135	Will Pearson	232 (79-79-74)
T148	Grant Milner	235 (73-83-79)

2013

NCAA WEST REGIONAL
PALOUSE RIDGE GOLF CLUB
PULLMAN, WASH.
MAY 16-18, 2013
PAR 72 • 7,308 YARDS

TEAM CHAMPION	
California	821 (265-276-280)

MEMPHIS FINISH	
9 of 14	860 (276-299-285)

MEDALIST		
M. Weaver	California	202 (65-67-70)
Sam Smith	USC	202 (62-64-76)

MEMPHIS INDIVIDUALS		
T20	Will Pearson	213 (65-75-73)
T23	Cory Gaylord	214 (67-76-71)
T52	Grant Milner	220 (73-76-71)
T52	Carlson Cox	220 (71-72-77)
T57	Thomas Perrot	222 (73-79-70)



2013 NCAA WEST REGIONAL

MEDIA

COACHING STAFF

PLAYERS

2012-13 REVIEW

HISTORY



ALL-TIME ROSTER

A

Gavin Aldridge	2004-06
Kody Alexander	2009-12
Cobb Andrews	2000, 2002-03
David Apperson	1978-79

B

Kirk Bailey	1974-77
Bobby Baxbaum	1948
Joey Bell	1986-87
Jack Belote	2008-12
Brad Benjamin	2005-09
Gary Bennett	1970-72
Mark Blaze	1989-92
Billy Bowie	1971-73
Ed Brantley	1957-59
Philip Breeding	2006-10
Ashley Brown	1994-96
Micky Brown	1961
Billy Buchanan	1970-72
Brandon Bunn	2006-10
Steve Busch	1966-69
Ted Butler	1966-69
Bobby Buxbaum	1948

C

Don Campbell	1972-73
Larry Campbell	1961-64
Dan Chartrand	1997-2000
Lee Cheairs	1978-80
Don Cheek	1949-50
Maurice Chron	1956
Ray Clark	1961-65
Lewis Clarke	2003-07
Clint Clement	1993-96
Tim Cobb	1990-91
Chris Conlee	1993-94
Todd Conine	1989-90
Matt Cooper	1998-2001
Carlson Cox	2009-13
Bob Crenshaw	1950-53
Ed Crenshaw	1956-58
Donnie Cude	1981-84

D

Joe Dawn	1974
Alan Davis	1953-54
Bobby Dick	1982-85
Gene Dixon	1958-60

E

Richard Eller	1968-69
Clayton Ellis	2002-06
Stephan Erdedi	2007-10
Gary Ezmerlia	1993-94

F

J.J. Fashimpaur	1984-85
Mike Flanagan	1953
Jonathan Fly	2009-12
Keven Fortin-Simard	2004-06
Sonny Fowler	1969-71
Cliff Frisby	1973-75
Tom Fussaro	1969-72

G

David Gardner	1979
Bill Garner	1954
Cory Gaylord	2011-Present
Danny Gibson	1961-64
Jack Gibson	1950-51
William Giehler	1949
Gordon Gilbert	1949
Gregg Gill	1988-91
Hunt Gilliland	1974-77
Russ Glover	1964-65, 1968
Jerry Gmetro	1994-97

Luther Godwin	1956
Bill Goldsby	1956-57
Lou Graham	1957-59
Robbie Greenwell	2004-08
Drew Greenwood	2012
Kevin Gustafson	1982-83

H

David Hahn	1979-82
Paul Haire	1976-79
Jeff Hall	2005-09
Paul Hallahan	1984-87
David Hallford	1972-75
Tommy Hanlon	1964-66
Blake Harrigan	1995-96
John Hendershot	1980-81
Randy Hudson	1969-70
David Hueber	1975-76
Benjy Hill	1962
Alex Hoffman	2011-13
David Holley	1949
Wayne Holsombeck	1960-61
Tommy Horton	1959-62
Quinn Houston	1972-73
Kyle Howard	1977-78
Tommy Hughes	1977-79

J

David Jeans	2001-04
Kurt Johannes	1984-87
Richard Jones	2002-04
Tim Joselyn	1983

K

Scott Kangas	1983
John Kartheiser	1984-85
Charles Kessner	1951
Lexus Keoninh	2009-13
Greg King	1994-85
Sam Kirkland	1996-99
Derek Kneif	1996-97
Frederik Kolderup	2001-04
Larry Kupioc	1970

L

Bill Lannon	1948
Ben Lange	2008
Hugo Lauzon	2006-07
Kevin Lee	2013-Present
Steve Lee	2009-13
Art Leon	1957-58
Ken Lindsay	1962-65
Florian Loutre	2013-Present
Jason Luke	1994
Bob Lundy	1965-68
Buddy Lux	1974
Art Lynch	2001-04

M

Reed Mabe	1958
Sean Madden	1981-83
John Maiden	1993
Mike Malarkey	1964-67
Mack Maness	1986-88
Mark Maness	1990-93
Freddie Mangum	1986-89
Tim Manus	1986-88
Bruce Marek	1966-68
Joe Markham	1986-87
Dan Marlow	1978-79
Shane Marvelli	1982-85
Jim Masserio	1968-69
Tony McCormick	1961
Buddy McEwen	1962-65
Eithel McGowen	2013-Present
Scott McLargin	1991-93
Matt McNeil	1995-96
Chuck Merriam	1970-71

Steve Metz	1986-88
Justin Miers	2004-05
Grant Milner	2010-13
Bobby Mitchell	1954
Tony Mitchell	1978-79
Ed Moffatt	1948
Van Montgomery	1983-84
Roy Moore, Jr.	1958
Tommy Mote	1990
Bobby Moyse	1948
Mike Murdock	1973-75

N

Mike Nelson	1970-73
Mike Nixon	1965-67, 1969

P

Ed Parnell	1977-80
Earl Pate, Jr.	1965-68
Jordan Payne	2006-09
Will Pearson	2012-Present
John Pepin	1961
Bill Permenter	1949-51
Thomas Perrot	2013-Present
John Perryman	1952
Kyle Peterman	2006
Curtis Persons, Jr.	1956
Bill Phillips	1948
Jack Pieratt	1994-97
Ray Pierce	1984
Jim Player	1970
Greg Powers	1966-70
Michael Prieur	2000-03
Robert Pruitt	1953-54

R

Josh Ray	2005-06
Brian Reeb	1989-92
Jeff Rees	1973
Mike Regenold	2002-06
Chris Reinke	1998, 2000-02
Richard Richardson	1965-66, 1968

Kyle Ritchie	2006-08
Grant Robbins	1991-94
Hillman Robbins	1952-55
Putter Robbins	1978-80
Rick Robbins	1987-88
Ian Rochester	2004-08
Tim Roop	1990-91
Courtney Rudolph	1977-80
Mason Rudolph	1955-57
Parker Rush	2008-10
Tim Rush	1975-76
Jack Russell	1948-49

S

Buzzy Samuels	1966, 1968-69
Don Sargent	1986
Rodney Scarbrough	1951-53
John Schlee	1960-62
Lou Scinta	1972
Jack Scott	1948-49
Blair Scurlock	1996-99
Andy Shiels	2004-05
Dan Shinebarger	1978-79
Walter Shirah	1958-61
Danny Simmons	1974-75
Ed Simmons	1958-61
Ben Smith	2001, 2003-04
Brown Smith	1973
Denny Smith	1973
Jeff Smith	1977-80
Omar Smith	1953-54
South Smith	1974-77
Walton Smith	1960
Will Sowles	1965-68
Bob Steffa	1980-83
Charles Stewart	1949
Tommy Stickney	1992-93

T

Allan Thomas	2002-05
Ken Toney	1964
Lanny Trotman	1973-75

Mark Trow	2006-09
John Luke Tyner	2012-Present

V

Lars Van Meijel	2013-Present
Erwan Vieilledent	2011-Present

W

Buddy Wade	1951
Ken Walsh	1972
Alan Weant	2001-04
Brett Weaver	1977
Henry Wenzler	1952
Ronnie Wenzler	1954-56
Bobby Williams	1948
Troy Witham	1989-92
Tommy Wrenn	1964-67
Colin Wright	1997-2000
Jason Wyatt	1998-2001

Y

Doug Young	1995-96
------------	---------

Z

Phil Zerilla	1956-58
Sam Zerilla	1956-57

Bold indicates active players

TIM ROOP





COACHING HISTORY

YEAR-BY-YEAR COACHING BREAKDOWN

YEAR	COACH	CONF. FINISH	NCAA FINISH
1948-49	Enoch Mitchell	No conference	DNQ
1949-50	Enoch Mitchell	No conference	DNQ
1950-51	Larry Smith	No conference	DNQ
1951-52	Larry Smith	No conference	DNQ
1952-53	Larry Smith	No conference	DNQ
1953-54	Larry Smith	No conference	Championship
1954-55	Larry Smith	No conference	Championship
1955-56	Larry Smith	No conference	DNQ
1956-57	Roy Moore Sr.	No conference	DNQ
1957-58	Roy Moore Sr.	No conference	DNQ
1958-59	Roy Moore Sr.	No conference	DNQ
1959-60	Roy Moore Sr.	No conference	DNQ
1960-61	Roy Moore Sr.	No conference	DNQ
1961-62	Roy Moore Sr.	No conference	DNQ
1962-63	Roy Moore Sr.	No conference	DNQ
1963-64	Roy Moore Sr.	No conference	Championship
1964-65	Roy Moore Sr.	No conference	DNQ
1965-66	Roy Moore Sr.	No conference	DNQ
1966-67	Roy Moore Sr.	1st • Missouri Valley	Championship
1967-68	Roy Moore Sr.	4th • Missouri Valley	DNQ
1968-69	Roy Moore Sr.	3rd • Missouri Valley	DNQ
1969-70	Bill Brogden	2nd • Missouri Valley	Championship
1970-71	Bill Brogden	4th • Missouri Valley	DNQ
1971-72	Jim Cook	4th • Missouri Valley	DNQ
1972-73	Jim Cook	3rd • Missouri Valley	DNQ
1973-74	Jim Cook	No conference	DNQ
1974-75	Jim Cook	No conference	DNQ
1975-76	Jim Cook	1st • Metro	DNQ
1976-77	Jim Cook	2nd • Metro	DNQ
1977-78	Jim Cook	2nd • Metro	DNQ
1978-79	Jim Cook	2nd • Metro	DNQ
1979-80	Jim Cook	2nd • Metro	DNQ
1980-81	Jim Cook	4th • Metro	DNQ
1981-82	Jim Cook	2nd • Metro	DNQ
1982-83	Jim Cook	No championship held	DNQ
1983-84	Jim Cook	3rd • Metro	DNQ
1984-85	Jim Cook	3rd • Metro	DNQ
1985-86	Jim Cook	3rd • Metro	DNQ
1986-87	Jim Cook	3rd • Metro	DNQ
1987-88	Jim Cook	1st • Metro	Championship
1988-89	Jim Cook	4th • Metro	DNQ
1989-90	Jim Cook	3rd • Metro	DNQ
1990-91	Jim Cook	3rd • Metro	DNQ
1991-92	Jim Cook	1st • Great Midwest	DNQ
1992-93	Jim Cook	2nd • Great Midwest	DNQ
1993-94	Jim Cook	3rd • Great Midwest	DNQ
1994-95	Jim Cook	2nd • Great Midwest	DNQ
1995-96	Jim Cook	T3rd • C-USA	DNQ
1996-97	Jim Cook	T4th • C-USA	DNQ
1997-98	Jim Cook	T9th • C-USA	DNQ
1998-99	Jim Cook	3rd • C-USA	DNQ
1999-00	Jim Cook	8th • C-USA	DNQ
2000-01	Jim Cook	6th • C-USA	DNQ
2001-02	Jim Cook	9th • C-USA	DNQ
2002-03	Bob Winn (Interim)	7th • C-USA	DNQ
2003-04	Grant Robbins	T8th • C-USA	DNQ
2004-05	Grant Robbins	7th • C-USA	DNQ
2005-06	Grant Robbins	4th • C-USA	DNQ
2006-07	Grant Robbins	T7th • C-USA	DNQ
2007-08	Grant Robbins	3rd • C-USA	Regional

YEAR-BY-YEAR COACHING BREAKDOWN

YEAR	COACH	CONF. FINISH	NCAA FINISH
2008-09	Grant Robbins	4th • C-USA	DNQ
2009-10	Grant Robbins	9th • C-USA	DNQ
2010-11	Grant Robbins	2nd • C-USA	Regional
2011-12	Grant Robbins	1st • C-USA	Championship
2012-13	Grant Robbins	8th • C-USA	Regional



ENOCH MITCHELL
TWO SEASONS
1948-50



LARRY SMITH
SIX SEASONS
1950-56



ROY MOORE SR.
13 SEASONS
1956-69




BILL BROGDEN
TWO SEASONS
1969-71




JIM COOK
31 SEASONS
1971-2002



BOB WINN (INTERIM)
ONE SEASON
2002-03



GRANT ROBBINS
10 SEASONS
2003-PRESENT



JIM COOK AND GRANT ROBBINS

MEDIA

COACHING STAFF

PLAYERS

2012-13 REVIEW

HISTORY



RECORD BOOK

INDIVIDUAL RECORDS

Low Round			
RK	SCORE	NAME	TOURNAMENT
1.	63	Keven Fortin-Simard	Louisiana Classics, 2005-06
2.	64	Tim Roop	Glenn Red Jacoby, 1990-91
3.	65	Will Pearson	NCAA West Regional, 2012-13
	65	Ian Rochester	CSU Spring Kick Off, 2007-08
	65	Ian Rochester	Billy Hitchcock Inter., 2004-05
	65	Andy Shiels	Missouri Bluffs, 2004-05
	65	Jonathan Fly	Mobile Bay Inter., 2011-12
8.	66	Keven Fortin-Simard	C-USA Champ., 2005-06
	66	Keven Fortin-Simard	Border Olympics, 2005-06
	66	Kyle Peterman	Mason Rudolph Inter., 2006-07
	66	Allan Thomas	Raising Cane, 2002-03
	66	Blair Scurlock	C-USA Champ., 1998-99
	66	Grant Robbins	Music City Invit., 1993-94
	66	Steve Metz	Billy Hitchcock, 1987-88
	66	Jack Belote	Mason Rudolph, 2010-11
	66	Carlson Cox	Sam Hall Inter., 2010-11

Low Round vs Par			
RK	SCORE	NAME	TOURNAMENT
1.	-9	Keven Fortin-Simard	Louisiana Classics, 2005-06
2.	-7	Will Pearson	NCAA West Regional, 2012-13
	-7	Jonathan Fly	Mobile Bay Inter., 2011-12
	-7	Ian Rochester	Billy Hitchcock Inter., 2004-05
5.	-6	Ian Rochester	CSU Spring Kick Off, 2007-08
	-6	Andy Shiels	Missouri Bluffs, 2004-05
	-6	Kyle Peterman	Mason Rudolph, 2006-07
	-6	Keven Fortin-Simard	C-USA Champ., 2005-06
	-6	Keven Fortin-Simard	Border Olympics, 2005-06
	-6	Blair Scurlock	C-USA Champ., 1998-99
	-6	Grant Robbins	Music City Invit., 1993-94

Low 36			
RK	SCORE	NAME	TOURNAMENT
1.	132	Ian Rochester	CSU Spring Kick Off, 2007-08
2.	134	Grant Milner	Bank of Tennessee, 2011-12
3.	135	Keven Fortin-Simard	Border Olympics, 2005-06
	135	David Jeans	Landfall Tradition, 2003-04
	135	Jack Belote	Mason Rudolph, 2010-11
6.	136	Robbie Greenwell	Linger Longer Invit. 2007-08
	136	Keven Fortin-Simard	Memphis Inter., 2005-06
	136	Keven Fortin-Simard	All-American Inter., 2005-05
	136	Jonathan Fly	BancorpSouth Inter., 2011-12
10.	137	Cory Gaylord	Sam Hall Inter., 2011-12
	137	Jordan Payne	Jerry Pate National, 2008-09
	137	Ian Rochester	Rio Pinar Invitational, 2007-08
	137	Ian Rochester	Linger Longer, 2006-07
	137	Ian Rochester	Billy Hitchcock, 2004-05
	137	Colin Wright	Peninsula Fall Beach, 1998-99
	137	Blair Scurlock	C-USA Championship, 1998-99
	137	Steve Metz	Dixie Intercollegiate, 1987

Low 54			
RK	SCORE	NAME	TOURNAMENT
1.	203	Keven Fortin-Simard	Border Olympics, 2005-06
2.	204	Ian Rochester	CSU Spring Kick Off, 2007-08
3.	205	Cory Gaylord	Sam Hall Inter., 2011-12
	205	Andy Shiels	Missouri Bluffs, 2004-05
	205	Jack Belote	Mason Rudolph, 2010-11
6.	206	Grant Milner	Bank of Tennessee, 2011-12
	206	Tim Roop	Glenn Red Jacoby, 1990-91
8.	207	Jonathan Fly	UK Bluegrass Invit., 2009-10
	207	Brad Benjamin	Palisades Collegiate, 2006-07
	207	Ian Rochester	USA Spring Classic, 2006-07
	207	Steve Metz	Dixie Intercollegiate, 1987
12.	208	Jordan Payne	Jerry Pate National, 2008-09
	208	Robbie Greenwell	Linger Longer Invit. 2007-08
	208	Ian Rochester	Linger Longer, 2006-07
	208	Keven Fortin-Simard	Memphis Inter., 2005-06
	208	Keven Fortin-Simard	All-American Golf, 2005-06
	208	Clayton Ellis	Fall Beach Classic, 2003-04

Lowest Stroke Average/Season			
RK	SCORE	NAME	YEAR
1.	71.9	Jonathan Fly	2010-11
2.	72.2	Jonathan Fly	2011-12
3.	72.6	Ian Rochester	2007-08
	72.6	Colin Wright	1998-99
5.	72.7	Keven Fortin-Simard	2005-06
	72.7	Allan Thomas	2003-04
	72.7	David Jeans	2003-04
	72.7	Steve Metz	1987-88
	72.7	Jack Belote	2010-11
10.	72.8	Jack Belote	2011-12
11.	72.9	Jonathan Fly	2009-10
12.	73.1	Allan Thomas	2004-05
	73.1	Alan Weant	2003-04
14.	73.5	Gregg Gill	1989-90
	73.5	Brandon Bunn	2009-10

Lowest Stroke Average/Career			
RK	SCORE	NAME	YEARS
1.	72.3	Jonathan Fly	2009-12
2.	73.2	Keven Fortin-Simard	2004-06
3.	73.3	Allan Thomas	2001-05
4.	73.7	Jack Belote	2008-12
5.	73.8	Ian Rochester	2004-08
6.	73.9	Alan Weant	2001-04
7.	74.2	Will Pearson	2011-Present
8.	74.3	Grant Milner	2010-13
9.	74.4	Steve Lee	2009-13
	74.4	Sean Madden	1980-83
	74.6	Carlson Cox	2009-13
12.	74.7	Brad Benjamin	2005-09
	74.7	Colin Wright	1996-2000
	74.7	Gregg Gill	1988-91
15.	74.8	David Jeans	2000-04

TEAM RECORDS

Low Round		
RK	SCORE	TOURNAMENT
1.	273	Missouri Bluffs Challenge (Oct. 2004)
2.	274	Mason Rudolph Champ. (Sept. 2010)
3.	275	ECU/UNCW River Landing Inter. (Apr. 2011)
4.	276	NCAA West Regional (May 2013)
	276	Mason Rudolph Champ. (Sept. 2011)
	276	Conference USA Champ. (Apr. 2006)
	276	Fall Beach Classic (Oct. 2003)
8.	277	Sam Hall Intercollegiate (Sept. 2011)
	277	Sam Hall Intercollegiate (Sept. 2010)
	277	Sam Hall Intercollegiate (Sept. 2009)
	277	Conference USA Champ. (Apr. 2008)
	277	Blue Demon Invitational (Sept. 2002)

Low Round vs Par		
RK	SCORE	TOURNAMENT
1.	-13	ECU/UNCW River Landing Inter. (Apr. 2011)
2.	-12	NCAA West Regional (May 2013)
	-12	Conference USA Champ. (Apr. 2006)
	-12	Fall Beach Classic (Oct. 2003)
5.	-11	Missouri Bluffs Challenge (Oct. 2004)
	-11	Conference USA Champ. (Apr. 2008)
	-11	Blue Demon Invitational (Sept. 2002)
8.	-10	Mason Rudolph Champ. (Sept. 2010)
9.	-8	Mason Rudolph Champ. (Sept. 2011)
	-8	Bank of Tennessee Inter. (Oct. 2012)
	-8	Louisiana Classics (Mar. 2006)

Low 36		
RK	SCORE	TOURNAMENT
1.	557	Fall Beach Classic (Oct. 2003)
2.	558	Mason Rudolph Champ. (Sept. 2010)
3.	562	Sam Hall Intercollegiate (Sept. 2009)
4.	564	Sam Hall Intercollegiate (Sept. 2011)
5.	565	Conference USA Champ. (Apr. 2006)
6.	567	Louisiana Classics (Mar. 2012)

JONATHAN FLY



MEDIA

COACHING STAFF

PLAYERS

2012-13 REVIEW

HISTORY

Low 36		
RK	SCORE	TOURNAMENT
	567	ECU/UNCW River Landing Inter. (Apr. 2011)
	567	Mason Rudolph Champ. (Sept. 2009)
	567	UK Bluegrass Invitational (Apr. 2010)
10.	568	Conference USA Champ. (Apr. 2008)
	568	Border Olympics (Mar. 2006)
	568	Sam Hall Intercollegiate (Sept. 2010)

Low 54		
RK	SCORE	TOURNAMENT
1.	839	Fall Beach Classic (Oct. 2003)
2.	842	Mason Rudolph Champ. (Sept. 2010)
	842	Missouri Bluffs Challenge (Oct. 2004)
4.	845	Sam Hall Intercollegiate (Sept. 2011)
5.	846	Sam Hall Intercollegiate (Sept. 2009)
6.	848	ECU/UNCW River Landing Inter. (Apr. 2011)
7.	851	UK Bluegrass Invitational (Apr. 2010)
8.	854	Sam Hall Intercollegiate (Sept. 2010)
9.	856	Conference USA Champ. (Apr. 2006)
	856	Mason Rudolph Champ. (Sept. 2011)

37



HONORED TIGERS

NATIONAL HONORS

ALL AMERICAN

1954	Hillman Robbins
1969	Greg Powers
1986	Steve Metz

REGIONAL HONORS

PING ALL-REGION

2012	Jonathan Fly
------	--------------

CONFERENCE HONORS

C-USA GOLFER OF THE YEAR

1996	Clint Clement
2006	Keven Fortin-Simard

C-USA COACH OF THE YEAR

2008	Grant Robbins
2012	Grant Robbins

C-USA NEWCOMER OF THE YEAR

2010	Jonathan Fly
------	--------------

ALL-CONFERENCE USA FIRST TEAM

1996	Clint Clement (Medalist)
1997	Blair Scurlock
1999	Colin Wright
2006	Keven Fortin-Simard
2008	Ian Rochester
2010	Jonathan Fly
2011	Jonathan Fly
2012	Jonathan Fly

ALL-CONFERENCE USA SECOND TEAM

2004	David Jeans
2008	Robbie Greenwell
2009	Jordan Payne
2011	Jack Belote
2012	Jack Belote

ALL-CONFERENCE USA THIRD TEAM

1998	Blair Scurlock
2003	Alan Weant
2004	Alan Weant
2005	Keven Fortin-Simard

C-USA ALL-FRESHMAN TEAM

2005	Keven Fortin-Simard
2010	Carlson Cox
	Lexus Keoninh
2011	Grant Milner
2013	Thomas Perrot

C-USA ALL-TOURNAMENT TEAM

1999	Blair Scurlock
2003	Alan Weant
2006	Brad Benjamin
2008	Robbie Greenwell
2011	Jonathan Fly (Medalist)
2012	Jack Belote (runner up)
	Jonathan Fly

GREAT MIDWEST COACH OF THE YEAR

1992	Jim Cook
------	----------

ALL-GREAT MIDWEST CONFERENCE

1992	Mark Maness
	Brian Reeb
	Grant Robbins
	Troy Witham (Medalist)

1993	Clint Clement (Medalist)
	Mark Maness
	Scott McLargin
	Grant Robbins
1994	Clint Clement
	Grant Robbins
1995	Clint Clement
	Jerry Gmetro
	Jack Pieratt

ALL-METRO CONFERENCE

1976	Kirk Bailey
	Paul Haire (Medalist)
	Putter Robbins
	South Smith
	Tim Rush
1977	Lee Cheairs
	Kyle Howard
	South Smith
1978	Lee Cheairs
	Tony Mitchell (Medalist)
	Ed Parnell
	Putter Robbins
	Jeff Smith
1979	Lee Cheairs
	Tony Mitchell (Medalist)
1980	Lee Cheairs
	John Hendershot
	Ed Parnell
1981	John Hendershot
	Jeff Smith
	Bobby Dick
1984	Bobby Dick
1985	Mack Maness
1986	Tim Manus
	Steve Metz
1988	Gregg Gill (Medalist)
	Mack Maness
1989	Gregg Gill
1990	Gregg Gill
	Tim Roop

ALL-MISSOURI VALLEY CONFERENCE

1967	Richard Eller (Medalist)
1968	Ted Butler
	Richard Eller
1969	Ted Butler
	Greg Powers
1973	David Hallford (Medalist)

WEEKLY HONORS

C-USA GOLFER OF THE WEEK/MONTH

1999	Dan Charttrand, Oct.
2004	Allan Thomas, Oct.
2005	Ian Rochester, Apr. 13
	Keven Fortin-Simard, Oct. 5
2006	Keven Fortin-Simard, Mar. 22
2007	Brad Benjamin, Apr. 11
2008	Ian Rochester, Mar. 5
	Robbie Greenwell, Apr. 16
	Robbie Greenwell, Mar. 19
	Jack Belote, Oct. 1
2010	Jonathan Fly, Apr. 14
	Jack Belote, Sep. 29
2011	Jack Belote, Oct. 5
2012	Jonathan Fly, Apr. 4
	Grant Milner, Oct. 17
2013	Will Pearson, Mar. 13

ACADEMIC HONORS

COSIDA ACADEMIC ALL-DISTRICT SECOND TEAM

2011	Jack Belote
------	-------------

NATIONAL GOLF COACHES ASSOCIATION ALL-AMERICAN SCHOLAR

2008	Brad Benjamin
2009	Brad Benjamin
2011	Jack Belote
2012	Steve Lee
	Jack Belote
2013	Steve Lee
	Grant Milner
	Will Pearson

C-USA ALL-ACADEMIC TEAM

2007	Brad Benjamin
2008	Brad Benjamin
2009	Brad Benjamin
2011	Jack Belote
2012	Jack Belote
2013	Grant Milner

C-USA SCHOLAR ATHLETE OF THE YEAR

2008	Brad Benjamin
2009	Brad Benjamin
2012	Jack Belote
2013	Grant Milner


CONFERENCE USA SPORT ACADEMIC AWARD

2011
2012
2013

INSTITUTION HONORS

M CLUB HALL OF FAME

1973	Hillman Robbins
1975	Lou Graham
1977	Mason Rudolph
1981	Ken Lindsay
1984	David Hallford
1989	Richard Eller
1992	Ted Butler
	Roy Moore, Sr. (Coach)
1995	Greg Powers
1997	Steve Metz
2000	Kirk Bailey
2002	Gene Dixon
2005	Tim Roop
2007	Paul Haire
2010	Grant Robbins



HILLMAN ROBBINS



MEN'S GOLF THROUGH THE YEARS

1948-50

- The University of Memphis golf program began in 1948 under head coach Enoch Mitchell. Members of the first Tigers team included football star Jack Scott, Bill Permenter, Charles Stewart, William Giehler, Gordon Gilbert, Don Cheek and Jack Russell. The team captured the Tennessee state championship in 1948.
- In 1949-50, the Tigers completed the regular season with a 7-1 record in match play. Memphis defeated such teams as Ole Miss and Tulane en route to their outstanding season. Bob Crenshaw and Dick Holley were added to the team. Bill Permenter won the Tennessee state individual title, and Bill Cheek captured the Memphis city championship.

1951-60

- Larry Smith became the program's head coach in 1950-51 and immediately added Hillman Robbins, the state of Tennessee junior champion, to the Tigers roster. Robbins earned the team's No. 1 spot as a freshman and won the Tennessee Intercollegiate Athletic Conference and Southern Intercollegiate crowns.
- Ron Wenzler was signed for 1951-52 and joined Wray Williams, Jimmy Wade, Mike Flanagan, Bobby Mitchell, Rodney Scarbrough and Robbins to give the Tigers another championship squad. Robbins, playing the No. 1 position, won the Colonial Invitational, Memphis City championship and Southern Intercollegiate. The team finished with an 8-1-1 record.
- In 1953-54, the Tigers continued to pile up victories in match play and made their first trip to the NCAA Championships. Robbins won the Colonial Invitational for a third-consecutive year. He also claimed the Tennessee state championship, Southeastern PGA and Tennessee Intercollegiate Athletic Conference titles. Joining Robbins on this season's squad was a freshman named Mason Rudolph.
- The 1954-55 team ranks as one of the finest in Tigers history. Robbins and Rudolph — along with teammates Bill Garner, Ed Crenshaw and Phil and Sam Zerilla — powered the team to numerous match wins. Robbins won the Houston Open, Southern Intercollegiate, Tennessee Open titles. Robbins also took the Colonial Invitational crown for a fourth time and advanced to the NCAA Championships. Robbins was joined by teammates Garner, Rudolph and Ronnie Wenzler at the NCAA Championships where the team placed eighth, Memphis' best finish in school history. Robbins became the Tigers' first national champion. In addition,

Robbins was named a Walker Cup Team alternate in 1954. He later won the U.S. National Amateur championship. Memphis finished with a 9-2 record.

- Gene Dixon, the Tennessee state amateur champion, was signed in 1955-56, along with the Nashville junior champion Lou Graham. Graham and Rudolph went on to successful PGA Tour careers.
- Roy Moore Sr. and Dub Fondren took over as coaches for the Tigers in 1956-57. With Graham, Arthur Leon, Phil Zerilla, Crenshaw and Ed Brantley, the linksters posted a 5-1 record, and Brantley won the Tennessee Open.
- The 1957-58 team was ranked fifth in the nation.

1961-70

- The 1960-61 squad blazed through the campaign with an 8-1-1 record in match play. The team was led by captain John Schlee, Ken Lindsey, Larry Campbell, Buddy McEwen, Tommy Horton and Benjy Hill. Schlee who went on to star on the PGA Tour.
- The 1963-64 team featured freshman Mike Malarkey, who later became the Tennessee Volunteers golf head coach. This team would become the third in school history to advance to the NCAA Championships.
- Ted Butler and Greg Powers joined the Tigers in 1965-66 and led the program to some of its finest moments. Playing with Malarkey, Mike Nixon and Russ Glover, the squad won numerous tournament titles. In 1967, Butler, Powers, Glover, Richard Ellers and Steve Busch won the Missouri Valley Conference Tournament and advanced to the NCAA Championships. It was the program's fourth NCAA Championships appearance.
- Bill Brogden became the Tigers head coach in 1969, helping the Tigers advance to their fifth NCAA Championships in the spring of 1970. In Brogden's first season, Memphis ended up finishing 17th. Brogden was a strong recruiter and continued to bring talented golfers to Memphis. Nixon, Busch and Billy Buchanan were a few of the outstanding Tigers golfers in the late 1960s.

1971-80

- Jim Cook was named head coach in 1971 and set about keeping the Memphis golf tradition alive. His 1973 team captured the Mid-America Intercollegiate title in St. Louis, Mo., marking Cook's first collegiate victory.
- The 1976 Tigers won the Metro Conference Tournament crown. Paul Haire, Kirk Bailey, Tim Rush, South Smith and Putter Robbins, the son of Hillman

Robbins, all were named to the All-Metro Conference Team.

1981-90

- The Tigers were the 1988 Metro Conference champions, with freshman Gregg Gill claiming Metro Conference medalist honors. In that campaign, the Tigers posted 12 top-10 finishes (out of 12 tournaments), including a first-place showing at the New Orleans Invitational. The squad advanced to the 1988 NCAA Championships, the program's sixth all-time appearance at the national tournament.

1991-2000

- In the fall of 1990 with Cook recovering from heart surgery, the Tigers won the Dixie Intercollegiate and Hillman Robbins Memorial Tournament in Memphis.
- The 1992 squad won the inaugural Great Midwest Conference (GMC) Championships title, and the Tigers' Troy Witham captured medalist honors. Jim Cook was named the Great Midwest Conference Coach of the Year.
- The 1995 team competed in the Great Midwest Conference for the final season. It was announced during the winter of 1995 that Memphis was joining the newly-formed Conference USA. The new league consisted of members from the Great Midwest (GMC), Metro and Southwest Conference (SWC). Memphis was aligned with Cincinnati, Marquette, Saint Louis, UAB and DePaul from the GMC; Louisville, Southern Miss, Tulane, Charlotte and USF from the Metro Conference; and Houston from the SWC. In the final year of the GMC, the Tigers finished second at the conference championships, which Memphis hosted at Farmington Country Club.
- The 1996 season was the program's inaugural Conference USA campaign. The new league had nationally-recognized golf programs at Houston and USF. The Tigers tied for third at the C-USA Championships, and Clint Clement took medalist honors at the league's first postseason event.
- The youthful 1997 team was comprised of two freshmen, one sophomore and two seniors, yet still managed five top-10 finishes, including a fourth-place finish at the Conference USA Championships. Sophomore Blair Scurlock was named to the All-Conference USA Team.
- The 1998 Tigers had six top-10 finishes, including a tie for fifth at the Persimmon Ridge Intercollegiate in Louisville, Ky. Scurlock again was named to the All-C-USA Team.
- Two Tigers received honors in the 1999 campaign. Scurlock was named to the

GREG POWERS



C-USA All-Tournament Team, and junior Colin Wright received All-Conference USA accolades.

- The 2000 Tigers tied for sixth in the Conference USA Championships, with freshman David Jeans tied for 13th with a score of 223. Michael Prieur tied for 14th at the Southern Hills Invitational in Tulsa.

2001-10

- The 2002 fall season was Memphis' best in many years, but tragedy struck late that fall. After winning the DePaul Blue Demon Invitational and garnering four other top-five finishes, head coach Jim Cook died of a heart attack just 36 hours after returning from the South Alabama Fall Beach Classic. Cook led the Tigers program for over 31 years (1971-2002). Memphis athletics administrator Bob Winn took over as the Tigers' interim head coach for the 2003 spring.
- Former Tiger Grant Robbins was hired as the program's new head coach and began his duties in the fall of 2003. Robbins, a three-time All-Great Midwest Conference selection, returned to his alma mater after a four-year head coaching stint at UNC Wilmington, where he built the Seahawks into a national contender.
- In just his second year as head coach, Robbins led the Tigers to three tournament wins in the fall of 2004, rallying for come-from-behind wins all three times. It was the first time in school history the Tigers won three tournaments in a season. In all three wins, Memphis had the individual medalist, with three

MEDIA

COACHING STAFF

PLAYERS

2012-13 REVIEW

HISTORY

39



MEN'S GOLF THROUGH THE YEARS

different Tigers taking home individual title honors.

- Keven Fortin-Simard won his second individual title in 2005, medalling at the Memphis Intercollegiate. The Tigers won the event for a second-straight year. Fortin-Simard had a successful 2006 spring campaign, picking up two more wins and three additional top-10 finishes. Brad Benjamin finished third at the Conference USA Championships, leading Memphis to a fourth-place finish at the event. The fourth-place showing was the program's best since 1999.
- The Tigers welcomed five freshmen and two transfers to campus in 2006-07, and 10 golfers saw action in the Memphis lineup. Ian Rochester started off his junior campaign with three top-20 finishes in the fall season. Benjamin and Lewis Clarke each had one top-10 showing, and Kyle Peterman picked up co-medalist honors at the Mason Rudolph Intercollegiate, his first collegiate tournament. In the spring, Rochester recorded two second-place finishes and a sixth-place showing at the C-USA Championships. Benjamin earned medalist honors at the Palisades Collegiate Classic.
- The Tigers got off to a hot start in 2007-08, finishing in the top-10 in their four fall events. Seniors Rochester and Robbie Greenwell each picked up two top-10 finishes, and sophomore Brandon Bunn tied for fifth at the Memphis Intercollegiate. The Tigers ended the year on a strong note, finishing third at the C-USA Championships and earning an NCAA East Regional at-large berth. It

was Memphis' first NCAA postseason appearance since 1988. Head coach Grant Robbins was named the 2008 C-USA Coach of the Year.

- Memphis welcomed five newcomers in 2008-09, after losing three seniors off the previous year's NCAA Regional squad. Freshman Jack Belote made an immediate impact, finishing in the top-20 in his first collegiate tournament and earning C-USA Golfer of the Week honors. Senior Jordan Payne also had his best fall with two top-10 finishes, including a tie for fifth at the Memphis Intercollegiate. The Tigers finished in the top-10 in three of four tournaments, including a second-place finish at the Memphis Intercollegiate. After a rough start in the spring, the Tigers responded with two top-10 finishes at the FAU Spring Break Championship and River Landing Intercollegiate. At the C-USA Championships, Benjamin led the Tigers, tying for ninth with scores of 72-69-73 and leading Memphis to a fourth-place team finish.
- Memphis added four newcomers for the 2009-10 campaign, including transfer Jonathan Fly. A native of Memphis, Fly transferred back home after two seasons at Auburn. He led the Tigers with two top-10 finishes. Redshirt freshman Carlson Cox also made a big impact, holding the lowest scoring average on the team at 73.2. The Tigers posted a team-low, second-place finish at the Sam Hall Intercollegiate (277-285-284). Fly continued his strong play in the spring and led Memphis to four top-five finishes, including a second-place showing at UK Bluegrass

Invitational. Memphis had a strong presence on the C-USA postseason awards list with three golfers receiving accolades. Fly was named the C-USA Newcomer of the Year, and freshmen Carlson Cox and Lexus Keoninh both were named to the C-USA All-Freshman Team.

2011-PRESENT

- The 2010-11 year proved to be one of the most successful seasons in school history. The Tigers returned to the winners' circle with a victory at the Mason Rudolph Championship, led by Jack Belote's individual medalist performance. Memphis also finished second at the C-USA Championships behind Jonathan Fly's medalist performance. Fly became the first Tiger since Clint Clement in 1996 to capture the C-USA individual crown. The Tigers' resume earned them a 2011 NCAA Central-Indiana Regional berth. Memphis carded rounds of 292-297-304 to finish 11th in its NCAA postseason appearance.
- The 2011-12 campaign was Robbins best to date in the Bluff City, and the results proved it. The Tigers were impressive with 11 top-five showings, the most in the last 30 years. The Tigers placed first at the Conference USA Championships and Wolfpack Intercollegiate and finished second at their own Memphis Intercollegiate. The C-USA Championships crown was the program's first and also the Tigers' first conference title since Memphis claimed the 1992 Great Midwest Conference (GMC) crown. The 2012 C-USA Championships title also

was the program's fourth overall crown. After a fifth-place showing at the NCAA Bowling Green Regional, the Tigers advanced to their first NCAA Championships since the 1987-88 season.

- The 2012-13 campaign marked the third-straight season the Tigers advanced to postseason play with a berth in the NCAA West Regional as the No. 11 seed. At the regional, Memphis finished ninth and just missed the cut by only five strokes to advance to its second-straight NCAA Championships. The Tigers posted five top-five finishes in 2012-13, including a season-best, second-place team performance at the Auburn Tiger Invitational in March. The Tigers also posted third-place finishes at both the Turning Stone Tiger Invitational and Memphis Intercollegiate. Senior Grant Milner recorded his first collegiate medalist showing, winning the Bank of Tennessee Intercollegiate. Milner, who was a Conference USA All-Academic Team pick, was the Tigers' highest finisher at the league's championship event, shooting a 1-under par 215 to place sixth. At the NCAA West Regional, Will Pearson shot a first-round, 7-under par 65. Pearson's 65 tied for the third-lowest round in school history, while his 7-under par tied for the second-best mark in the program's history. Thomas Perrot was named to the C-USA All-Freshman Team, marking the third time in the last four years the Tigers had a representative on the league's freshman squad.

MEDIA

COACHING STAFF

PLAYERS

2012-13 REVIEW

HISTORY

40






**CORY
GAYLORD**

r-Jr. • 6-1 • 190
Memphis, Tenn.
Houston HS



**KEVIN
LEE**

Fr. • 6-1 • 170
Galatin, Tenn.
Hendersonville HS



**FLORIAN
LOUTRE**

So. • 6-0 • 160
Le Mans, France
Lee University



**EITHEL
MCGOWEN**

r-Fr. • 6-1 • 160
Lima, Peru
Santa Maria Marianistas HS



**WILL
PEARSON**

Sr. • 5-11 • 185
Memphis, Tenn.
Arkansas



**THOMAS
PERROT**

So. • 6-3 • 165
Paris, France
Gerson



**JOHN LUKE
TYNER**

r-So. • 5-8 • 160
Collierville, Tenn.
Collierville HS



**LARS
VAN MEIJEL**

Fr. • 6-0 • 170
Best, Netherlands
International School of Padua



**ERWAN
VIEILLEDENT**

Sr. • 6-1 • 165
Mougins, France
Shorter University



**GRANT
ROBBINS**

Head Coach
11th Season



**JONATHAN
BOWDEN**

Assistant Coach
First Season



WE ARE MEMPHIS GOLF



EITHEL MCGOWEN
R-FR

FLORIAN LOUTRE
SO

LARS VAN MEIJEL
FR

KEVIN LEE
FR

THOMAS PERROT
SO

2013-14 MEN'S GOLF SCHEDULE

MON-TUES, SEP. 16-17
MON-TUES, SEP 30-OCT. 1
FRI-SUN, OCT. 11-13
SAT-SUN, OCT. 26-27
MON-TUES, NOV. 4-5

COLUMBIA REGIONAL PREVIEW
SHOAL CREEK INTERCOLLEGIATE
BANK OF TENNESSEE INTERCOLLEGIATE
BRIDGESTONE GOLF COLLEGIATE
ASU FALL BEACH CLASSIC

MON-TUES, FEB. 17-18
SUN-TUES, MAR. 2-4
MON-TUES, MAR. 10-11
MON-TUES, MAR 31-APR 1
MON-TUES, APR 7-8
SAT-SUN, APR. 12-13
SUN-TUES, APR 27-29

MOBILE BAY INTERCOLLEGIATE
USF INVITATIONAL
AUBURN TIGER SHOOTOUT
MEMPHIS INTERCOLLEGIATE
OLD WAVERLY INTERCOLLEGIATE
THE WESTERN INTERCOLLEGIATE
AMERICAN ATHLETIC CHAMPIONSHIP

COLUMBIA, MO./THE CLUB AT OLD HAWTHORNE
BIRMINGHAM, ALA./SHOAL CREEK
JONESBOROUGH, TENN./BLACKTHORN CLUB AT THE RIDGES
GREENSBORO, N.C./GRANDOVER EAST COURSE
GULF SHORES, ALA./THE PENINSULA GOLF & RACQUET

MOBILE, ALA./MAGNOLIA GROVE CROSSING COURSE
TAMPA, FLA./LAKE JOVITA GOLF CLUB
OPELIKA, ALA./GRAN NATIONAL LAKE COURSE
MEMPHIS, TENN./COLONIAL COUNTRY CLUB
WEST POINT, MISS./OLD WAVERLY GOLF CLUB
SANTA CRUZ, CALIF./PASATIEMPO GOLF CLUB
CHARLESTON, S.C./DANIEL ISLAND COUNTRY CLUB

#GoTIGERSGo