

# WOLFPACK FOOTBALL

ONLINE: GOPACK.COM • TWITTER: @PACKFOOTBALL • INSTAGRAM: @PACKFOOTBALL • FACEBOOK: STATEPACKFOOTBALL

## SERIES HISTORY:

**Overall** ..... Pitt leads 5-3-1  
**In Pittsburgh** ..... Pitt leads 4-0  
**In Raleigh** ..... NC State leads 2-0-1  
**Neutral** ..... 1-1-0  
**Last Meeting** ..... NC State 38-31 (9/26/09)

## TELEVISION: RSN

**Play-by-Play** ..... Evan Leppler  
**Analyst** ..... Takeo Spikes  
**Sideline Reporter** ..... Amanda Kuhl

## RADIO: WOLFPACK SPORTS NETWORK

**Flagship** ..... WRAL 101.5 FM  
**Sirius/XM Channels** ..... 112/202  
**Play-by-Play** ..... Gary Hahn  
**Analyst** ..... Johnny Evans  
**Sidelines** ..... Tony Haynes

## LAST TIME OUT:

**NC State** ..... W, 39-25 vs. <sup>17/17</sup>Louisville  
**Pitt** ..... L, 27-24 at Syracuse

## TEAM HISTORY

**All-Time Record** ..... 589-568-55  
**First Year of Football** ..... 1892

## 125 YEARS OF PACK FOOTBALL

NC State (then known as The North Carolina College of Agriculture & Mechanic Arts), played its first football game against the Raleigh Male Academy on March 12, 1892. The coaches were professors who had to be convinced annually to coach a game they barely knew and the first season was a single game, which A&M won 12-6.

From those humble beginnings, NC State has been competing at the highest level of college athletics for more than a century, as a charter member of both the Southern Conference and, later, the Atlantic Coast Conference.



## GAME 7

20/20 **NC STATE** (5-1, 3-0 ACC) vs. **PITT** (2-4, 0-2 ACC)

Saturday, Oct. 14, 2017 • 12 pm • Pittsburgh, Pa. • Heinz Field (68,400)



## WOLFPACK

Head Coach: Dave Doeren  
 Alma Mater: Drake '93  
 Record at NCSU: 30-27 (5th yr)  
 Overall Record: 53-31 (7th yr.)



## PANTHERS

Head Coach: Pat Narduzzi  
 Alma Mater: Rhode Island '90  
 Rec. at Pitt: 18-14 (3rd yr)  
 Overall Record: 18-14 (3rd yr.)

## NOTING THE WOLFPACK

**NC STATE VS. PITT:** NC State and Pittsburgh will not be meeting for the first time in the history of the two programs, but they will be meeting for the first time as ACC rivals. The Panthers joined the ACC in 2013 and are the only team the Wolfpack has not faced since the latest round of conference expansion took place in 2013 and 2014.

**RANKED:** NC State has moved into the top-20 in both major polls this week. The Wolfpack checks in at No. 20 in both the Associated Press and Amway Coaches' Polls at the midway point of the 2017 regular season.

NC State is ranked in the top-20 nationally for the first time since 2003, a No. 14 ranking two games into that season.

The Wolfpack has already racked up a pair of wins over ranked teams this season, a 27-21 win at 12th-ranked Florida State and a 39-25 victory over No. 17 Louisville on Thursday night.

This season marks the first time the Pack has defeated two ranked ACC foes in the same season since 2006, the first time it has beaten two ranked foes since 2010, and the first time it has defeated two ranked teams in the regular season since 2008.

**ON PRO FIELDS:** NC State will face the Panthers at Heinz Field, which also doubles as the home of the NFL's six-time Super Bowl champion Pittsburgh Steelers. It will mark the fourth time the Wolfpack has played in an NFL Stadium under head coach Dave Doeren.

NC State is 1-2 in the those games, with both losses in neutral site matchups at Charlotte's Bank of America Stadium (the 2015 Belk Bowl and earlier this season vs. South Carolina).



WR Kelvin Harmon averaged 22.2 yards on six catches in the win over No. 17. He posted his third 100-yard game of the season with 133 total yards - a career high.

## SEASON CAPTAINS

The NC State team voted for its 2017 captains during fall camp. DE Bradley Chubb and TE Cole Cook were chosen for the second straight year.

Tony Adams, OG  
 Bradley Chubb, DE  
 Cole Cook, TE  
 Airius Moore, LB



<b>S. CAROLINA</b> Sept. 2 L, 28-35 Charlotte, NC	<b>MARSHALL</b> Sept. 9 W, 37-20 Raleigh, NC	<b>FURMAN</b> Sept. 16 W, 49-16 Raleigh, NC	<b><sup>12</sup>FLORIDA ST.</b> Sept. 23 W, 27-21 Tallahassee, Fla	<b>SYRACUSE</b> Sept. 30 W, 33-25 Raleigh, NC	<b><sup>17</sup>LOUISVILLE</b> Oct. 5 W, 39-25 Raleigh, NC	<b>PITT</b> Oct. 14 Noon/RSN Pittsburgh, Pa.	<b>NOTRE DAME</b> Oct. 28 3:30 p.m./NBC South Bend, Ind	<b>CLEMSON</b> Nov. 4 TBA Raleigh, NC	<b>BOSTON COLL.</b> Nov. 11 TBA Chestnut Hill, Ma.	<b>WAKE FOREST</b> Nov. 18 TBA Winston-Salem	<b>UNC</b> Nov. 25 TBA Raleigh, NC
--	---	--	---	--	---	---	--	--	---	---	---

## COMMUNICATIONS CONTACTS

**Physical Address** ..... Murphy Football Center  
4600 Trinity Rd, Raleigh, NC 27607  
**Mailing Address** ..... PO Box 8504  
Raleigh, NC 27695



### ANNABELLE MYERS

Assistant AD/Communications  
Office: 919.515.1181  
Cell: 919.819.8302  
Email: amyers@ncsu.edu



### BRIAN REINHARDT

Director of Athletics Digital Communications  
Office: 919.746.9479  
Cell: 919.819.8317  
Email: breinha@ncsu.edu



### ELLIOTT CARR

Communications Assistant  
Office: 919.746.9835  
Cell: 630.245.3193  
Email: ejcarr@ncsu.edu

## NC STATE QUICK FACTS

### HEAD COACH DAVE DOEREN

Alma Mater ..... Drake '93  
Career Record ..... 53-31 (.627), 7th yr  
Record at NC State ..... 30-27 (.518), 5th yr.  
Bowl Record ..... 3-1\*  
vs. Pitt ..... 1st meeting  
*\* Doeren led 2012 NIU team to Orange Bowl vs. Florida State but did not coach the game*

### ASSISTANT COACHES..... LOCATION

Elijah Drinkwitz (OC/QB) ..... PB  
Dave Huxtable (DC/LB) ..... PB  
George Barlow (AHC/CB) ..... Field  
Eddie Faulkner (TE/FB/ST) ..... Field  
Aaron Henry (SAF) ..... Field  
Des Kitchings (AHC/RC/RB) ..... PB  
Dwayne Ledford (OL) ..... Field  
George McDonald (WR) ..... Field  
Kevin Patrick (DL) ..... Field

### STADIUM INFORMATION

Name: ..... Carter-Finley Stadium  
Field: ..... Wayne T. Day Family Field  
Capacity: ..... 57,600  
Surface: ..... Natural Grass  
First Year: ..... 1966  
Stadium Record: ..... 201-112-6

### NC STATE UNIVERSITY INFORMATION

Location: ..... Raleigh, N.C.  
Founded: ..... 1887  
Enrollment: ..... 33,755  
Colors: ..... Red (PMS 186 C) & White  
Chancellor: ..... Dr. Randy Woodson  
Athletics Director: ..... Deborah A. Yow

The Pack is 1-0 as a visitor on a pro field, winning at USF's Raymond James Stadium in 2014, 49-18

Year	Opponent	Stadium	Result
2014	USF	Raymond James Stadium	W, 49-17
2015	Mississippi St.	Bank of America Stadium	L, 28-51
2017	South Carolina	Bank of America Stadium	L, 28-35

**HOT START:** NC State's 5-1 start in 2017 ties as the sixth-best for a Wolfpack squad since joining the ACC in 1953.

Last week's win over Louisville marked the first time NC State has opened the season 3-0 in ACC play in 15 seasons. In 2002, the most successful season in school history, the Wolfpack opened 4-0 in the ACC and went on to 11 victories.

The 2002 campaign was the last time an NC State squad posted a five-game winning streak as well. The Wolfpack started off 9-0 that season.

### BEST STARTS

Rk	Year	Through 6	Through 7
1.	2002	6-0	7-0
	1991	6-0	6-1
	1989	6-0	6-1
	1974	6-0	6-1
	1967	6-0	7-0
6.	2017	5-1	??-??
	2010	5-1	5-2
	2000	5-1	5-2
	1994	5-1	5-2
	1988	5-1	6-1
	1979	5-1	6-1
	1977	5-1	5-1
	1963	5-1	6-1

**IN THE TRENCHES:** Want to know head coach Dave Doeren's formula on how to build a championship football team? It all starts in the trenches. Doeren and his staff have quietly built an offensive and defensive line that rival the best in the ACC and perhaps the nation.

The defensive line has gotten much publicity. That unit helped the Wolfpack rank 8th in the FBS in rushing defense last season and 8th halfway through the 2017 campaign. All four of the Wolfpack's starting d-linemen have projected first-round draft grades by some outlets and two - Bradley Chubb and B.J. Hill - are on the watch lists for the Bednarik, Nagurski and Outland awards.

The Wolfpack's O-line (aka the Band of Brothers) may have snuck up on people. That unit finished the 2016 campaign ranked 19th in the FBS with just 17 sacks allowed - the lowest total since 2003. This season, the Pack has allowed just eight sacks in six games, but NONE on the QB in ACC play.

The BoB was named to the Joe Moore Midseason Honor roll, which honors notable offensive line play.

**HOLDING ON:** Six games into the 2017 campaign, NC State has turned the ball over just three times: twice in the opener against South Carolina and once against Louisville. The Wolfpack went four straight games without a miscue for the first time in school history and is one of just four schools in the FBS that hasn't thrown an interception this season.

To put those numbers - 3 turnovers in six games - into perspective:

- 2nd-lowest total in school history for the first six games.

- Only six times in school history has the Pack turned the ball over a single-digit total in the first six games and *four* of those have been under Dave Doeren.

### FEWEST TOs THROUGH 1st 6

Rk	Name	Coach	TOs/1st 6
1.	2017	Doeren	3
2.	2015	Doeren	4
3.	2016	Doeren	7
	2014	Doeren	7
	2001	Amato	7
5.	2000	Amato	9

### The TURNOVER TALE

Opp	SC	Mar	Fur	FSU	Syr	Lou	Tot
NC State	2	0	0	0	0	1	3
Opp	1	2	3	1	1	1	9
TO Marg	-1	+2	+3	+1	+1	0	+1.0

In the first six outings, the Wolfpack has forced nine turnovers, and now ranks 17th in the FBS in TO margin with a 1.00 mark. The Pack ranks 3rd nationally and leads the ACC in fewest

## This Week in NC State Football

### MONDAY, Oct. 9

- Dave Doeren Press Conference  
12 p.m.

### TUESDAY, Oct. 10

- Post-practice interviews with offensive players, coaches  
11:40 a.m.

### WEDNESDAY, Oct. 11

- Post-practice interviews with defensive players, coaches 11:40 am
- Doeren on ACC Teleconference 12:40 p.m.
- Doeren radio show, 7 p.m.

### THURSDAY, Oct. 12

- Post-practice interview with Head Coach Dave Doeren, 11:15 a.m.

### FRIDAY, Oct. 13

- Travel to Pittsburgh

## 2017 STATS COMPARISON

	NCSU	PITT
Points/Game	35.5	24.3
First Downs	150	116
Rushing Yards/Game	165.7	116.8
Passing Yards/Game	305.3	242.0
Total Offense/Game	471.0	358.8
INTs Thrown	0	4
Sacks Allowed	1.33	3.0
Points Allowed/Game	23.7	30.8
Rushing Yards Allowed/Game	90.7	164.2
Passing Yards Allowed/Game	296.3	280.3
Total Offense Allowed/Game	387.0	444.5
Interceptions by	5	6
Sacks By	2.83	1.50
Turnover Margin	1.00	0.50
Kickoff Return Avg.	23.9	20.53
Punt Return Avg.	8.6	17.90
Penalties per Game/Pen. Yds	5.67/288	3.83/221
Field Goals	6-10	6-10

## 2017 NCAA RANKING

	NCSU	PITT
Points/Game	36th	95th
First Downs	6th	56th
Rushing Yards/Game	64th	107th
Passing Yards/Game	21st	58th
Total Offense/Game	25th	97th
INTs Thrown	1st	48th
Sacks Allowed	28th	110th
Points Allowed/Game	49th	92nd
Rushing Yards Allowed/Game	8th	75th
Passing Yards Allowed/Game	121st	115th
Total Offense Allowed/Game	67th	107th
Interceptions by	47th	32nd
Sacks By	19th	97th
Turnover Margin	17th	37th
Kickoff Return Avg.	23rd	69th
Punt Return Avg.	50th	5th
Fewest Penalties/Game	49th	5th

## IN THE WOLFPACK CAREER STATS

## SACKS

Rk	Name	Avg
1.	Mario Williams, 2003-05	25.5-156
2.	Tyler Lawrence, 1990-93	24-157
3.	Art Norman, 2011-14	23.5-173
4.	<b>Bradley Chubb, 2014-pres.</b>	<b>22.5-140</b>
	Carl Reeves, 1991-94	22.5-197
6.	Manny Lawson, 2002-05	21-163
7.	Mike Jones, 1987-90	21-128
8.	Willie Young, 2005-2009	20.5-143
9.	Ray Agnew, 1986-89	17-117
	George Anderson, 1999-02	17-94

## TACKLES FOR LOSS

Rk	Name	Avg
1.	Mario Williams, 2003-05	55.5-227
2.	<b>Bradley Chubb, 2014-pres.</b>	<b>48-199</b>
3.	Willie Young, 2005-09	45.5-233
4.	Carl Reeves, 1991-94	45-269
5.	Manny Lawson, 2002-05	41-221
5.	Dantonio Burnette, 1999-02	41-153
6.	Stephen Tulloch, 2003-05	40-113
8.	Nate Irving, 2006-10	39.5-149
9.	Tyler Lawrence, 1990-93	38-139
10.	Patrick Thomas, 2001-04	37-144
11.	Oliver Hoyte, 2002-05	36.5-79
	Art Norman, 2011-14	36.5-219

turnovers (3) and is one of just four teams in the FBS that has not thrown an interception in 2017.

**(SACKS) FOR:** NC State enters game 7 ranked 19th in the FBS in sacks with 2.83 per game. Senior end Bradley Chubb posts the 4th-best individual sacks mark in the nation (1st in the ACC) with 1.08 per contest.

Of the Wolfpack's 17 total sacks, 14 have come from defensive linemen, led by Chubb's 6.5. 11 have come from the four starters on the d-line, while three backups have also tallied sacks.

**(SACKS) AGAINST:** NC State has allowed just eight sacks this season and only seven on quarterback Ryan Finley (the other was when WR Jakobi Meyers attempted a pass against Florida State). And half the sacks allowed came in the first game of the season as South Carolina had four.

So since then, the Pack QB has been sacked just three times in 5 games. Finley has not been sacked a single time in ACC play.

**CLOCK EATERS:** A big key to the win over Louisville was the offensive staff's plan to keep the ball out of the hands of returning Heisman Trophy winner Lamar Jackson. Elijah Drinkwitz said prior to the game that the goal was to have long, clock-eating drives.

NC State had three drives over 4 minutes long in the 39-25 victory and ironically, those three longest drives did not result in scores. A 4:10 opening drive resulted in a fumble near the goalline. A 4:08 drive ended with a punt and a 5:40 minute drive, the longest of the night by either team, was capped off by a missed field goal.

Two of the Pack's touchdown drives were less than a minute (1:42 and 1:36).

**GOING AHEAD, STAYING AHEAD:** Before last week's win over Louisville, NC State had scored on its first offensive possession in every game of the season. Against the Cardinals, neither team scored until the second quarter, when the Wolfpack got on the board first with a 48-yard Ryan Finley to Kelvin Harmon through. The Pack never trailed in that contest.

In fact, the Wolfpack has yet to trail in ACC action this season and has not trailed since Furman kicked a field goal on its opening drive to go up 3-0 on Sept. 16. NC State led the entire way against Florida State, Syracuse and Louisville.

The Pack has not faces a deficit in the last 15 quarters, and 235 minutes of game action overall.

**STUFFING THE RUN:** The Pack ranks 8th in the FBS this week in rushing defense, allowing just 90.7 yards per game. The highest individual rushing performance by a Wolfpack opponent was 73 yards (Keion Davis of Marshall and Lamar Jackson of Louisville).

The Wolfpack finished the 2016 campaign ranked 8th nationally in rushing defense, allowing just 108.6 yards per game.

**FINLEY STREAKS:** Junior quarterback Ryan Finley currently boasts the nation's longest streak of consecutive pass attempts without an interception. Finley's last pick came against Miami on Nov. 19, 2016 - 288 attempts ago.

Two games ago, Finley passed Jacoby Brissett (the current starting quarterback for the Indianapolis Colts) to move into second place in school history. Against Louisville, he moved into second place in the ACC record books.

Breaking either of those records will be difficult, as former Pack QB Russell Wilson set the NCAA record with 379 straight attempts without an interception in 2008-09.

Last season, Finley threw 139 consecutive pass-

## LONG DRIVES

Length of Drive	NCSU	Opp
6+ minutes	2	1
5+ minutes	9	3
4+ minutes	9	5

## CURRENT FBS STREAKS

Rk	Name, School	Streak
1.	Ryan Finley (NC State)	288
3.	Jalen Hurts (Alabama)	192
5.	Baker Mayfield (Oklahoma)	185

## WOLFPACK INT-FREE STREAKS

Rk	Quarterback	Years	Streak
1.	Russell Wilson	2008-09	379
2.	Ryan Finley	2016-pres.	288
3.	Jacoby Brissett	2014	187

## ACC INT-FREE STREAKS

Rk	Quarterback	Years	Streak
1.	Russell Wilson	2008-09	379
2.	Ryan Finley	2016-pres.	288
3.	Drew Weatherford, FSU	2007	270



2017 HONORS

NATIONAL HONORS

Bradley Chubb, DE ..... ESPN Midseason All-American  
A.J. Cole, III, P..... Allstate AFCA Good Works Team  
Jaylen Samuels, H..... ESPN Midseason All-American

Offensive Line .....Joe Moore Midseason Honor Roll

ACC PLAYERS OF THE WEEK

Tony Adams, OG .....O-lineman (S. Carolina)  
Bradley Chubb, DE .....D-lineman (Florida St.)  
.....D-lineman (Syracuse)  
Ryan Finley, QB .....Offensive back (Louisville)  
Will Richardson, OT..... O-lineman (Louisville)

WEEKLY HONORS

Bradley Chubb, DE.... Athlon Def. Player of Week (FSU)  
Ryan Finley, QB ..... Manning Star of the Week (FSU)  
.....Taxslayer Bowl Player of Week (FSU)  
.....Manning Award State of the Week (Louisville)  
.....Davey O'Brien Great 8 (FSU)  
Nyheim Hines, RB .....Hornung Award Honor Roll (SC)  
.....Hornung Award Honor Roll (Louisville)

PRESEASON HONORS

Tony Adams, OG .....Outland Trophy  
Bradley Chubb, DE ..... Bednarik Award  
.....Nagurski Trophy  
.....Hendrick Award  
.....AP Preseason All-American (1st)  
.....Athlon Preseason All-American (2nd)  
.....Sports Illustrated Preseason All-American (2nd)  
.....ACSMA Preseason All-ACC  
A.J. Cole, III, P.....Ray Guy Award  
.....Allstate AFCA Goodworks Team  
.....Wuerffel Trophy  
.....ACSMA Preseason All-ACC  
Cole Cook, TE.....Mackey Award  
Ryan Finley, QB .....Manning Award  
.....Unitas Golden Arm Trophy  
B.J. Hill, DT .....Nagurski Trophy  
.....Outland Trophy  
Airius Moore, LB .....Butkus Award  
.....Lott ImPACK Trophy  
Jaylen Samuels, H.....Hornung Award  
.....Maxwell Award  
.....Athlon Preseason All-American (1st)  
.....Sports Illustrated Preseason All-American (1st)  
.....AP Preseason All-American (2nd)  
.....ACSMA Preseason All-ACC

es to open the season without throwing an interception. That was the longest for any first-time Wolfpack starter before throwing his first pick.

**TOUCHDOWN, JAYSAM!:** Senior all-purpose back Jaylen Samuels lines up all over the field, but there is one place where he always feels right at home: the endzone. Samuels is the only active player in the nation with 15+ career rushing touchdowns and 15+ passing touchdowns.

The Charlotte native now boasts 39 career touchdowns - the fourth-best mark

in school history. He has rushed for 21 scores (10th in school history) and has caught 18 touchdown passes (4th in school history).

**CHUBB FOR THE LOSS:** Senior defensive end Bradley Chubb has been unstoppable in the Wolfpack's three ACC victories. That's why the preseason All-American and candidate for the Bednarik and Nagurski Awards was named the ACC's Defensive Lineman of the Week for the first two league contests

Florida State: At No. 11 Florida State on Oct. 23, Chubb tallied three tackles for loss, including two sacks. Five of his tackles were solo stops. For his efforts, he was named the ACC Defensive Lineman of the Week and the Athlon Defensive Player of the Week.

In the second quarter, with FSU driving and down just three, he forced a fumble as the 'Noles gained a first down inside the red zone. With 12 seconds left in the first half, he sacked the QB to force a field goal.

Syracuse: Tallied eight sacks, including 3.5 TFLs and 2 sacks. He also had two QB hurries.

Louisville: Helped the Wolfpack defense hold Heisman Trophy winner Lamar Jackson to just 73 rushing yards and a season-low 116 rushing yards as a team. He tallied six total tackles, including two tackles for loss and a four-yard sack on the second play of the game to set the tone.

His other TFL was on third down to force a Cardinal punt. He also tallied two quarterback pressures - one of those was on third down to force a punt.

In the fourth quarter, after Louisville scored to narrow the gap to 32-25 in

ALL-TIME TOUCHDOWN LEADERS

Rk	Name	Years	Run	Rec	Ret	Tot
1.	Ted Brown, 1975-78		49	2	-	51
2.	Stan Fritts, 1972-74		41	1	-	42
3.	Matt Dayes, 2013-16		34	6	-	40
4.	Jay Samuels, 2014-pres.		21	18	-	39
	T.A. McLendon, 2002-04		33	3	-	36

IN THE WOLFPACK CAREER STATS

RUSHING TOUCHDOWNS

Rk	Name	TD
1.	Ted Brown, 1977-78	49
2.	Stan Fritts, 1972-74	41
3.	Matthew Dayes, 2013-16	34
4.	T.A. McClendon, 2002-04	33
5.	Ray Robinson, 1998-2001	30
6.	Tremayne Stephens, 1994-97	23
	Gary Downs, 1990-93	23
8.	Willie Burden, 1971-73	22
	Andre Brown, 2005-08	22
10.	Jaylen Samuels, 2014-pres.	21
	Joe McIntosh, 1981-84	20
12.	Shadrach Thornton, 2012-15	19
13.	Scott Smith, 1977-79	18
14.	Toney Baker, 2005-09	17

PASSING YARDS

Rk	Name	Yds
1.	Philip Rivers, 2002-03	13,484
2.	Jamie Barnette, 1996-99	9,461
3.	Russell Wilson, 2008-10	8,545
4.	Mike Glennon, 2009-12	7,411
5.	Terry Harvey, 1991, 93-995	5,925
6.	Shane Montgomery, 1987-89	5,298
7.	Jacoby Brissett, 2014-15	5,268
8.	Ryan Finley, 2016-pres.	4,829
9.	Erik Kramer, 1985-86	4,602
10.	Dave Buckley, 1972-75	4,286
11.	Daniel Evans, 2005-08	4,004
12.	Tim Esposito, 1983-84	3,847

PASSING TOUCHDOWNS

Rk	Name	TDs
1.	Philip Rivers, 2000-03	95
2.	Russell Wilson, 2008-10	76
3.	Mike Glennon, 2009-12	63
4.	Jamie Barnette, 1996-99	59
5.	Jacoby Brissett, 2014-15	43
6.	Terry Harvey, 1991, 93-95	38
7.	Shane Montgomery, 1987-89	31
8.	Erik Kramer, 1985-86	30
9.	Ryan Finley, 2016-pres.	28
10.	Dave Buckley, 1972-75	22
11.	Geoff Bender, 1991-94	19
	Terry Jordan, 1989-92	19
	Roman Gabriel, 1959-61	19
	Jay Davis, 2002-05	19
	Tim Esposito, 1983-84	18
	Daniel Evans, 2005-08	18

INTERCEPTION AVOIDANCE

Rk	Name	Att.	INT	Pct.
1.	Ryan Finley, 2016-pres.	625	8	1.28
2.	Jacoby Brissett, 2014-15	765	11	1.44
3.	Philip Rivers, 2000-03	1,710	34	1.99
4.	Russell Wilson, 2008-10	1,180	26	2.20
5.	Mike Glennon, 2009-12	1,069	31	2.90

YARDS PER PLAY (TOTAL OFFENSE)

Rk	Name	Yds	Plays	Avg.
1.	Philip Rivers, 2000-03	13,582	1962	6.92
2.	Ryan Finley, 2016-pres.	4,829	723	
3.	Jacoby Brissett, 2014-15	3,135	494	6.35
4.	Russell Wilson, 2008-10	9,628	1,542	6.24
5.	Mike Glennon, 2009-12	7,131	1,145	6.23

THE BIGGEST LOSERS

Rk	Name	Avg
1.	Mario Williams, 2003-05	55.5-227
2.	Bradley Chubb, 2014-pres.	48-199
3.	Willie Young, 2005-09	45.5-233
4.	Carl Reeves, 1991-94	45-269
5.	Manny Lawson, 2002-05	41-221
6.	Dantonio Burnette, 1999-02	41-153
7.	Stephen Tulloch, 2003-05	40-113
	Nate Irving, 2006-10	39.5-149

**NC STATE'S RECORD ...**

WHEN PLAYING IN	2017	UNDER DOEREN
August	-	2-0
September	4-1	15-4
October	1-0	4-12
November	0-0	7-10
December	0-0	2-1
Total	5-1	30-27
<b>IN ACC PLAY</b>		
At home	2-0	5-13
On the road	1-0	7-10
Neutral	0-0	0-0
Total	3-0	12-23
<b>IN NON-CONFERENCE PLAY</b>		
At home	2-0	13-1
On the road	0-0	3-1
Neutral (includes bowls)	0-1	2-3
Total	0-1	16-4
<b>VS. AP RANKED OPPONENTS</b>		
At home	1-0	1-4
On the road	1-0	1-4
Neutral	-	-
Total	2-0	2-8
<b>IN GAMES</b>		
Decided by 3 pts. or less	0-0	2-1
Decided by 7 pts. or less	1-1	7-6
Decided by 14 pts. or more	3-0	21-17
Decided by 28 pts. or more	1-0	10-4
Leading at halftime	4-0	26-3
Leading after 3 quarters	4-0	26-2
Tied at halftime	0-1	0-4
Tied after 3 quarters	0-0	1-0
<b>WHEN SCORING</b>		
Less than 20 points	0-0	1-15
20-29 points	1-1	5-8
30-39 points	3-0	11-2
40+ points	1-0	13-2
<b>WHEN ALLOWING</b>		
Less than 10 points	0-0	5-0
10-19 points	1-0	12-0
20-29 points	4-0	12-10
30+ points	0-1	1-17
<b>WITH</b>		
Less than 400 yds total offense	1-0	5-19
400-499 yds total offense	3-0	17-4
500+ yds total offense	1-1	8-4
Less than 100 yards rushing	0-1	0-7
100-199 yards rushing	3-0	13-16
200+ yards rushing	2-0	17-4
100-yard rusher	2-0	14-7
100-yard receiver	3-1	7-8
Less than 200 yards passing	0-0	7-6
200-299 yards passing	3-0	16-15
300-399 yards passing	2-0	7-5
400+ yards passing	0-1	0-1
300-yard passer	2-1	4-5
400-yard passer	0-1	0-1
No turnovers	4-0	14-2
Less turnovers than opponent	4-0	19-7
Winning Time of Possession	4-1	24-16
<b>WHEN ALLOWING</b>		
less than 200 total yards	0-0	5-0
200-299 total yards	0-1	9-1
300-399 total yards	2-0	10-7
400+ total yards	3-0	6-19
less than 100 yards rushing	1-1	16-2
100+ yards rushing	4-0	14-24
less than 100 yards passing	0-0	3-3
101-200 yards passing	1-1	13-6
300+ yards passing	3-0	6-7

favor of the Wolfpack, Chubb blocked the extra point.

The Marietta, Ga., native has now moved up to No. 2 in school history with 48 career tackles for loss and is only eight tackles for loss away from moving into second place. Mario Williams, the No. 1 pick in the 2006 NFL draft, holds the school record at 55.5. Chubb ranks 28th in ACC history.

Chubb ranks second in the FBS this week in tackles for loss with 2.3 per game - the top mark in the ACC. He ranks fourth nationally in sacks with 1.08 per game. That mark also is the best in the ACC.

He ranks 4th in school history in career sacks with 22.5.

**WHERE THERE'S A WILL....:** Right tackle Will Richardson made his 2017 debut in Game 3 versus Furman after sitting out the first two games of the season due to a suspension. His presence was definitely missed, as redshirt freshmen were forced to start in games 1 and 2.

Richardson has been a huge factor (literally: he weights 322 lbs) in Pack's 3-0 start in ACC play, playing all 244 offensive snaps. He was named the ACC Offensive Lineman of the Week for his performance vs. Louisville.

A Wolfpack run to Richardson's side iced the wins over Florida State and Syracuse and in each, he pancaked the opposition. Against FSU, up six with under 3 minutes, facing 3 & 7, his pancake sprung RB Nyheim Hines for a 15 yards and a first down to run out the clock. Against Syracuse, the Wolfpack was up 8 with under a minute and facing 2nd and 8, and he sprung Jaylen Samuels loose for a 9-yard gain.

He has been the high grader on the o-line for the past four games, and his 96% in the win over No. 17 Louisville was the highest that offensive line coach Dwayne Ledford has ever awarded.

In his 288 snaps this season, Richardson has not allowed a sack OR a quarterback pressure. He has also tallied 13 knockdown/pancake blocks over the past four games.

**PLAYING ANGRY:** Quarterback Ryan Finley calls him the "toughest" guy on the team. Offensive coordinator Eliah Drinkwitz says that he "plays angry." A local sportswriter calls him "the nightmare."

None of those descriptions seem to fit 5'9, 197-lb. running back Nyheim Hines. He's always smiling, always stopping to talk ... just a good guy.

But when he steps on the field, he turns into a different person. His speed has been well documented (he's an All-American sprinter and tied as the fastest player on the 2017 squad). His toughness is now starting to be obvious as well.

Hines, who started at wide receiver last season, ranks second in the ACC, 27th in the FBS, in total rushing yards with 513. In ACC play, he's averaging 103.7 rushing yards per game and 5.1 yards per carry.

**GOOD PUNTS, GOOD WORKS:** Junior punter A.J. Cole has managed to keep his uniform fairly clean in 2017. The preseason candidate for the Ray Guy Award has punted just 22 times this season - just 3.7 punts per game.

He's made the most of those opportunities - averaging 44.8 yards per boot - the No. 18 mark in the FBS this week. 14 of his 22 kicks (64%) have been downed inside the opponents' 20 (the highest percentage in the ACC). He boasts the longest punt in the ACC this season (69 yards vs. South Carolina).

Cole has done good work off the field as well. He was recently named to the Allstate AFCA Good Works team - which honors community service. Cole has spent his last four spring breaks visiting Nakuru, Kenya on a mission trip.

**E IF FOR .....:** Extinguish? Exterminate? Erradicate? Erase? Actually, it just stands for Eurn-draus.

Eurndraus Bryant (pronounced ahn DRAY us) is simply known as "Big E" to his teammates and coaches, but he stood for Every of those other Excessive E-words in the win over No.

## IN THE WOLFPACK CAREER STATS

## PUNTS

Rk	Name, Years	Punts
1.	Wil Baumann, 2011-14	266
2.	Austin Herbert, 2000-03	226
3.	John Deraney, 2003-06	208
4.	Johnny Evans, 1974-77	185
5.	Dave Houtz, 1961-63	166
6.	Jim Donnan, 1965-67	160
7.	Marty Martinussen, 1982-84	150
8.	Preston Poag, 1988-90	146
9.	<b>A.J. Cole, 2015-pres.</b>	<b>139</b>
	Tim Kilpatrick, 1989-92	132
11.	John Isley, 1978-79	129
12.	Craig Salmon, 1984-85, 1987	124
13.	Bradley Pierson, 2005-08	123
14.	Gary Yount, 1968-69	119
15.	Scott Earwood, 1998-99	118
16.	Calvin Warren, 1980-81	117

## PUNTING YARDS

Rk	Name	Yds
1.	Wil Baumann, 2011-14	10,868
2.	Austin Herbert, 2000-03	8,922
3.	John Deraney, 2003-06	8,366
4.	Johnny Evans, 1974-77	8,143
5.	Dave Houtz, 1961-63	6,035
6.	Marty Martinussen, 1982-84	5,877
7.	Preston Poag, 1988-90	5,847
8.	<b>A.J. Cole, 2015-pres.</b>	<b>5,840</b>
9.	Jim Donnan, 1965-67	5,837
10.	Craig Salmon, 1984-85, 1987	5,137
11.	Tim Kilpatrick, 1989-92	5,111

## PUNTING AVERAGE

Rk	Name	Avg
1.	Johnny Evans, 1974-77	44.0
2.	Kelly Hollodick, 1985-86	42.6
3.	Leslie Palmer, 1946-47	42.1
4.	<b>A.J. Cole, 2015-pres.</b>	<b>42.0</b>
5.	Craig Salmon, 1984-85, 87	41.4
6.	Ron Skosnik, 1964	41.2

## KICKOFF RETURN YARDS

Rk	Name	Yds
1.	T.J. Graham, 2008-11	3,153
2.	<b>Nyheim Hines, 2015-pres.</b>	<b>2,062</b>
3.	Ralph Stringer, 1973-77	1,988
4.	Alvis Whitted, 1994-97	1,929
5.	Darrell Blackman, 2004-07	1,842

## KICKOFF RETURN AVERAGE

Rk	Name	Avg
1.	George Marinkov, 1954-56	28.1
2.	Darrell Blackman, 2004-07	26.3
3.	Lamont Reid, 2001-04	26.2
4.	Tobias Palmer, 2011-12	25.7
5.	Ralph Stringer, 1973-75, 1977	25.5
6.	<b>Nyheim Hines, 2015-pres.</b>	<b>25.1</b>

## ALL-PURPOSE YARDS

Rk	Name	Avg
1.	Ted Brown, 1975-78	5,565
2.	T.J. Graham, 2008-11	5,225
3.	Torry Holt, 1995-98	4,369
4.	Darrell Blackman, 2004-07	4,366
5.	Matthew Dayes, 2013-16	4,289
6.	Joe McIntosh, 1981-84	4,058
7.	Terwayne Stephens, 1994-97	4,007
8.	Ray Robinson, 1998-01	3,927
9.	<b>Nyheim Hines, 2015-pres.</b>	<b>3,770</b>
10.	Anthony Barbour, 1988-92	3,577

17 Louisville. While in for just 29 snaps, Big **E** had two **E**xplosive sacks on Heisman Trophy winner Lamar Jackson, including one **E**leven yarder.

Although Big **E** plays in a backup role (maybe he could be deemed an **E**xtra), 6'1, 325 tackle presents an **E**normous obstacle to opponent offenses.

**FINLEY ON FIRE:** RS-junior quarterback Ryan Finley has been outstanding in the first six games of the season. He currently ranks second in the ACC and 8th in the FBS with a .709 completion mark for 2017.

He now posts a .642 mark for his career at NC State - the best mark in school history. At the moment, he has surpassed Philip Rivers as the school record holder, as Rivers completed .636 of his throws from 2000-03.

Speaking of Rivers, Finley was the first Wolfpack QB since Rivers (2003) to open the season with back-to-back 300-yard passing games. Not a bad stat as several pretty good QBs (Russell Wilson - Seattle Seahawks; Mike Glennon - Chicago Bears; Jacoby Brissett - Indianapolis Colts) have come through since that time!

Finley's 45 completions in the season opener was a school record, while his 415 yards was the 11th-best mark in school history and his 64 attempts ranked second only to Shane Montgomery's 73 in 1989.

After 19 games at NC State, Finley ranks 8th in school history in career passing yards (4,829), ninth in touchdowns (28).

**RECEPTION, JAYSAM!:** After tying Torry Holt's school record with 15 catches in the season opener vs. South Carolina, Jaylen Samuels had a dozen grabs in the win at Florida State - tying the No. 4 mark in school history.

The senior do-it-all dude ranks 5th in the FBS this week in receptions per game with 8.3. He also ranks third in school history in career receptions with 176, trailing only Jericho Cotchery (200) and Torry Holt (191).

A first-team *Athlon* and *Sports Illustrated*, second-team AP preseason All-American, and ACSMA first-team All-ACC choice, Pro Football Focus named Samuels the No. 2 most versatile player in college football. He's on the preseason list for the Hornung Award, which honors just that, and for the Maxwell Award.

**AND ANOTHER THING ABOUT JAYSAM:** Samuels has now caught a pass in 34 consecutive contests - that's - the fourth-best active streak in the FBS, and is tied as the third-longest streak in school history.

The last time Samuels didn't have a catch was against Wake Forest on Nov. 15, 2014.

**THE EX(PERIENCE) FACTOR:** Not only did the Wolfpack return 18 starters from 2016, 11 of those returning starters are seniors - the highest number of returning senior starters in at least the past 25 years. In addition, two starters from 2015 who sat out last season are back.

All eight defensive returning starters are seniors, including the entire front six, while 8 of the 9 starters on the offensive and defensive lines are returning and five of those eight are seniors.

This marks the most returning senior starters ever under Dave Doeren at NC State. The Wolfpack leads the FBS in returning defensive senior starters in 2017 and ranks second in total returning senior starters.

**MAKING TACKLES:** Senior linebacker Jerod Fernandez doesn't get nearly as much publicity as his fellow seniors on the defensive line. He hasn't even received as much as his fellow linebacker, Airius

## WHERE FINLEY RANKS

Category	Mark	FBS	ACC
Comp/Gm	26.3	8	3
Completion %	.709	8	2
Pass Yards	1,770	10	3
Pass Yds/Gm	295.0	16	3
Pass TD	10	34	5
Total Offense	306.7	17	4

## CONSECUTIVE GAMES w/ A REC.

Rk	Name, School	Games
1.	Allen Lazard, Iowa St.	40
2.	James Washington, Okla St.	38
3.	Calvin Ridley, Alabama	36
4.	Jaylen Samuels, NC State	34
	Ryan Yurachek, Marshall	34

## MOST SR. STARTERS ON DEF

Rk	School	Def Sr. Starters
1.	NC State	8
	Louisville	8
3.	Georgia	6

## MOST SENIOR STARTERS

Rk	School	Sr. Starters
1.	TCU	14
2.	NC State	11
3.	Georgia	10
	Louisville	10
	UTSA	10

**IN THE WOLFPACK CAREER STATS****RECEPTIONS**

Rk	Name, Years	Rec.
1.	Jerricho Cotchery, 2000-03	200
2.	Torry Holt, 1995-98	191
3.	<b>Jaylen Samuels, 2014-pres.</b>	<b>176</b>
4.	Eddie Goines, 1991-94	147
5.	Bryan Peterson, 1999-02	139
6.	Jarvis Williams, 2007-10	133
7.	Nasrallah Worthen, 1984-88	131
	Owen Spencer, 2007-10	126
	George Bryan, 2008-11	126

**TOUCHDOWN RECEPTIONS**

Rk	Name	TDs
1.	Torry Holt, 1995-98	31
2.	Jerricho Cotchery, 2000-03	21
3.	Jarvis Williams, 2007-10	20
4.	<b>Jaylen Samuels, 2014-pres.</b>	<b>18</b>
5.	Eddie Goines, 1991-94	17
	George Bryan, 2008-11	17
7.	Owen Spencer, 2007-10	15
	Koren Robinson, 1999-00	15

**100-YARD GAMES**

Rk	Name	100-yard games
1.	Jerricho Cotchery, 2000-03	15
2.	Torry Holt, 1995-98	14
	Koren Robinson, 1999-00	14
4.	Eddie Goines, 1991-94	8
5.	Nas Worthen, 1984-88	6
6.	Owen Spencer, 2007-10	5
7.	<b>Kelvin Harmon, 2016-pres.</b>	<b>4</b>
	Chris Coleman, 1996-99	4
	Jimmy Grissett, 1993-96	4
	Mike Guffie, 1992-95	4
11.	<b>Stephen Louis, 2014-pres.</b>	<b>3</b>
	Tramain Hall, 2003-05	3
	T.J. Graham, 2008-11	3
	Tobais Palmer, 2011-12	3
	Bryan Peterson, 1999-02	3

**CONSECUTIVE GAMES W/ A RECEPTION**

1.	Jerricho Cotchery, 2000-03	39
	Bryan Peterson, 1999-2002	39
3.	Jimmy Grissett, 1993-96	34
4.	<b>Jaylen Samuels, 2014-pres.</b>	<b>34</b>
5.	Torry Holt, 1995-98	30

**TOUCHDOWNS**

Rk	Name, Years	Ru	Rec.	Ret.	Tot
1.	Ted Brown, 1975-78	49	2	-	51
2.	Stan Fritts, 1972-74	41	1	-	42
3.	Matthew Dayes, 2013-16	34	6	-	40
4.	<b>Jay. Samuels, 2014-pres.</b>	<b>21</b>	<b>18</b>	-	<b>39</b>
	T.A. McLendon, 2002-04	33	3	-	36
6.	Torry Holt, 1995-98	2	31	-	33
7.	Ray Robinson, 1998-01	30	2	-	32

Moore, who is on the preseason list for the Butkus Award.

But what Fernandez DOES do is make tackles ... a bunch of them. In fact, he currently ranks 7th in the ACC with 8.5 stops per game. He leads the team with 51 stops for the season and was the single-game tackle leader versus South Carolina (9), Florida State (9) and Syracuse (a career-best 14).

**100-YARD RECEIVERS:** In Dave Doeren's first three years at NC State, a receiver went over the 100-yard mark just four times (in 38 games): 3 times in 2013, once in 2014 and none in 2015.

In the past 19 games, however, that feat has occurred 13 times. In fact, last week vs. Louisville, one more yard for junior Steph Louis would have given the Wolfpack THREE 100-yard receivers ... in a single game!

Jaylen Samuels had his 3rd career 100-yard game with 7 catches for 104 yards and Kelvin Harmon had 6 for a career-high 133 yards - his 4th career 100-yarder. Louis, who made three spectacular catches in the contest, ended up with 99 yards.

Harmon turned in 100-yard games in the first two outings of 2017 becoming the first Pack player to open the season with back-to-back 100+ receiving games since Koren Robinson in 2000.

**FINLEY GOES DEEP:** QB Ryan Finley posted the best yards per completion mark of his career in the win over Louisville, completing 20 of 31 passes for an 18.35 average. Two of his receivers went over the 100-yard mark (Jaylen Samuels and Kelvin Harmon) with a third getting just 99 yards (Steph Louis).

Harmon averaged 22.2 yards on his 6 catches, while Louis averaged 33.0 yards on his three grabs.

**MAN WITH A PURPOSE:** Junior Nyheim Hines currently leads the ACC and ranks 6th nationally with 166.67 all-purpose yards per game.

Against Louisville, Hines was everywhere. He touched the ball 29 times - rushing 18-102 yards and two touchdowns; had two receptions for 15 yards; caught a two point conversion; returned four kicks for 105 yards; returned three punts; and as gunner on punt coverage, downed a punt on the Cardinals' two-yard line.

For his efforts, Hines was named to the Paul Hornung Award Honor Roll for the second time this season.

Hines ranks 9th in NC State history with 3,770 career all-purpose yards.

**HINES FOR 100:** More on NyheimHines - he is the only player in school history, one of only four in ACC history, to tally two 100-yard kickoff returns in a career.

The junior had his first coast-to-coast return as a freshman against Clemson, and repeated the feat in the Independence Bowl victory over Vanderbilt.

Hines has posted two of the top five single season kick return totals in school history (920 yards in 2015 and 782 yards in 2016). After just two years, he ranks fourth in school history in kickoff return yards (1,903) and ranks sixth in KOR average (25.4).

For his career, Hines has tallied 3,545 all-purpose yards - the No. 10 mark in school history.

**POSTGRADS:** NC State has eight post-graduate players in 2017 - one of the highest tallies in the country (t27th) and tied as the third-highest mark in the ACC.

Cole Cook, Peter Daniel, Ryan Finley, Deonté Holden, Dakwa Nichols, Jumichael Ramos, Bryan Smith and Carson Wise each hold undergraduate degrees. Finley, Holden and Wise are just juniors in eligibility.

**100-YARD GAMES**

Name	100-yd games
Kelvin Harmon, So.	4
Stephen Louis, R-Jr.	3
Jaylen Samuels, Sr.	3
Nyheim Hines, Jr.	1
Jakobi Meyers, R-So.	1

**HINES DOES IT ALL**

Category	Att	Yards	Avg
Rush	100	513	5.1
Rec.	6	84	6.0
KOR	15	360	24.0
PR	5	43	8.6
Totals	126	1,000	7.9

**ACC's 100-YARD RETURNS**

Name, School	100-yard KOR
Nyheim Hines, NC State	2015 vs. Clemson 2016 vs. Vanderbilt
Devon Edwards, Duke	2013 vs. NC State 2015 vs. Ga. Tech
Marquis Weeks, Virginia	2002 vs. UNC 2004 vs. UNC
Derrick Hamilton, Clemson	2001 vs. Maryland 2003 vs. UNC

**ACC POSTGRAD PLAYERS**

Rk	School	Postgrads
1.	Virginia	12
2.	Pitt	9
3.	NC State	8
	Clemson	8
	Syracuse	8
6.	Virginia Tech	7
7.	Duke	6



## NC STATE UNIVERSITY

NC State — the state's largest university — is an active, vital part of North Carolina life. Today, more than 128 years after its founding, With more than 34,000 students and 8,000 faculty and staff, NC State continues to follow its original mission: opening the doors of higher education to the citizens of North Carolina and providing teaching, research and extension that strengthen the state and its economy.

- NC State and its students, alumni and associated startups generate \$6.5 billion of North Carolina income annually
- NC State University educates more North Carolinians than any other university
- The Hunt Library on Centennial Campus was dubbed the “library of the future” by Time Magazine. It houses more than 2 million volumes.

NC State rankings:

- #1 best college for your money in North Carolina (Money)
- #3 veterinary medicine program nationally (U.S. News & World Report)
- #5 best value among public universities (U.S. News & World Report)
- #6 college of natural resources nationally (USA Today)
- #8 return on investment nationally for degrees in science technologies (U.S. Department of Education College Scorecard)
- #9 nationally in online engineering programs (U.S. News & World Report)
- #9 online MBA nationally (Princeton Review) and #18 online MBA in the world (Financial Times)
- #9 best value for out-of-state students among public universities (Kiplinger's)
- #13 nationally in graduates hired by the top 25 companies in Silicon Valley (Hiring Solved)
- #13 college of engineering among public universities (U.S. News & World Report)
- #14 undergraduate business program among public universities (U.S. News & World Report)
- #15 statistics program nationally (U.S. News & World Report)
- #16 nationally in preparing graduates for jobs (Times Higher Education World University Rankings)
- #18 best value for in-state students among public universities (Kiplinger's)
- #20 nationally among colleges specializing in science, technology, engineering and mathematics (Forbes)

**FIRST TIME OUT:** 20 players have seen action for NC State for the first time this season, with eight seeing action from scrimmage.

Here's a look at the first timers (those who saw action from scrimmage in italics):

True Freshmen (6): Louis Acceus (LB), *Will Eason (RB)*, *Emeka Emezie (WR)*, Raven Saunders (LB), *Joshua Fedd-Jackson (OG)*, *Chris Ingram (CB)*.

Redshirt Freshmen (13): *Dylan Autenrieth (TE)*, *Bryce Banks (CB)*, *Shug Frazier (DT)*, *Brock Miller (LB)*, *C.J. Riley (WR)*, *Thomas Ruocchio (TE)*, *Joe Sculthorpe (starter at LG)*, *Isaiah Stallings (SS)*, Matt Stevens (LB), *Daeshawn Stephens (WR)*, *James Valdez (CB)*, *Philip Walton (OT)*, *Justin Witt (starter at RT)*

Transfers (1): Carson Wise (PK)

**HINES ON TRACK:** It's been a busy year for junior Nyheim Hines. He had barely untied his cleats following the Independence Bowl (where he returned a kick 100 yards!) when he was lacing up his spikes and joining back up with the NC State track team.

During the indoor season, he earned second-team All-ACC honors in the 60 meters, finishing sixth in the finals. Following the ACC meet, he came back and went through part of spring practice with the football squad, then went back to competing during the outdoor track season.

Hines earned first-team all-conference honors outdoors, finishing third in the 100 meters, and was a member of the ACC Champion 4x100 meter relay squad, which qualified for the NCAA regional meet and posted the fifth-fastest time in school history: 39.14. In 2016, Hines won All-America honors as a member of the 4x100 meter squad.

**HAPPY BIRTHDAY:** Wolfpack football is celebrating it's 125th birthday in 2017, just a year after celebrating the 50th anniversary of the first game in Carter-Finley Stadium. NC State (then known as The North Carolina College of Agriculture and Mechanic Arts), played its first football game against a team from the Raleigh Male Academy on March 12, 1892 in what is now Pullen Park in front of 200 spectators.

A&M's team colors were pink and blue. The coaches were professors who had to be convinced annually to coach the students about a game they barely knew themselves. The length of the first season was a single game, which A&M won 12-6.

From those humble beginnings, NC State University has been competing at the highest level of college athletics for more than a century, as a charter member of both the Southern Conference and, later, the Atlantic Coast Conference. The Wolfpack has played more than 1,200 games.

**HOW THE BAND WAS BORN:** Offensive line coach Dwayne Ledford used to ask his brother-in-law, a former Green Beret, to tell him about the training and preparation that that elite unit went through with hopes that he could borrow some of the training or motivation techniques with his players. His brother-in-law recommended that he watch the old Band of Brothers miniseries on HBO. Before long, Ledford had adopted that name for his offensive line at Appalachian State and he brought it with him when he came to Raleigh in 2016.

So what is the Band of Brothers according to Ledford? “Even though we aren't related by blood, we go through things that make us true brothers. The guys in the Band of Brothers believe that the guy beside you, behind you or in front of you is more important than themselves. Everything is about the group, not the individual.”

His unit has proudly bought into the concept, and it's been reflected by their play on the field.

**QBU:** For weeks 2-5 of the 2017 NFL season, NC State became only the fourth school in history to boast four NFL starting QBs during the same season. Mike Glennon (Chicago Bears), Philip Rivers (Los Angeles Chargers), Russell Wilson (Seattle Seahawks) and Jacoby Brissett (Indianapolis Colts) all started this week for their respective teams.

The Wolfpack joined Miami (1993 with Craig Erickson, Jim Kelly, Bernie Kosar, and Vinny Testaverde), Michigan (2004 with Tom Brady, Brian Griese, Chad Henne, and John Navarre) and USC (2009 with Matt Leinart, Matt Cassell, Carson Palmer and Mark Sanchez) as the only other schools with four starting QBs in a season.

**TURNING THE TASSEL:** Since Dave Doeren was named the head coach of the Wolfpack in December of 2012, 87 NC State football student-athletes have earned their degrees. That means an average of almost 10 players have graduated in each of the past nine graduation ceremonies!

**GIVING BACK:** A cornerstone of Dave Doeren's vision for Wolfpack football is giving back to the community. His passion for service has been contagious, as now many members of his team are finding



individual service initiatives, in addition to those they undertake with the team and position groups.

During Doeren's tenure, his young men have turned in more than 6,000 collective hours of community service.

**BIGGER & STRONGER:** Much ado has been made about the Wolfpack's strong defensive line for 2017. But the four starters on that well-publicized group haven't always been as strong as they are now. Hard work in the Wolfpack's strength and conditioning program transformed Bradley Chubb from a 248 lb. linebacker to a preseason All-American at defensive end. And Outland Trophy candidate B.J. Hill probably wouldn't have made that list if he still weighed in at 254 lbs!

**STARTING FAST:** NC State scored on its first offensive possession in the first five games this season.

#### STRENGTH IMPROVEMENTS SINCE 2014

Name	Clean		Squat		Bench		Bodyweight	
	2017	Diff	2017	Diff	2017	Diff	2017	Diff
Bradley Chubb	341	+106	555	+170	405	+70	275	+28
Kentavious Street	389	+99	700	+170	475	+80	287	0
B.J. Hill	330	+66	515	+70	475	+100	314	+50
Justin Jones	363	+103	650	+210	460	+120	312	+18

#### WOLFPACK ON 2017 NFL ROSTERS

David Amerson (2010-12)	Oakland Raiders
Jacoby Brissett (2014-15)	Indianapolis Colts
Juston Burris, CB (2012-15)	New York Jets
Matt Dayes, RB (2013-16)	Cleveland Browns
Mike Glennon, QB (2011-12)	Chicago Bears
David Grinnage (2013-15)	Jacksonville Jaguars
Steven Hauschka, PK (2007)	Buffalo Bills
Dontae Johnson, CB (2010-13)	San Francisco 49ers
Josh Jones, S (2014-16)	Green Bay Packers
Ted Larsen, C (2006-09)	Miami Dolphins
T.Y. McGill, DT (2011-14)	Cleveland Browns
Philip Rivers, QB (2000-03)	Los Angeles Chargers
J.R. Sweezy, OG (2009-11)	Tampa Bay Bucs
Joe Thuney, OG (2012-15)	New England Patriots
Jack Tocho, SAF (2013-16)	Minnesota Vikings
Russell Wilson, QB (2008-10)	Seattle Seahawks
Willie Young, DE (2006-09)	Chicago Bears

## MISCELLANEOUS STATS

#### NC STATE ON OPENING OFFENSIVE DRIVES

Game	1st Half	2nd Half
South Carolina	Touchdown	Punt
Marshall	Field Goal	Touchdown
Furman	Touchdown	Punt
Florida State	Field Goal	Punt
Syracuse	Field Goal	Punt
Louisville	Fumble	Missed FG

#### NC STATE ON OPENING DEFENSIVE DRIVES

Game	1st Half	2nd Half
South Carolina	Touchdown	Touchdown
Marshall	Punt	Missed FG
Furman	Field Goal	Punt
Florida State	Punt	Field Goal
Syracuse	Interception	Touchdown
Louisville	Punt	Field Goal

#### NC STATE ON COIN FLIPS

Game	Flip	Result
South Carolina	SC - Defer	L, 28-35
Marshall	NCSU - Defer	W, 37-20
Furman	NCSU - Defer	W, 49-16
Florida State	NCSU - Defer	W, 27-21
Syracuse	Syr - Receive	W, 33-25
Louisville	NCSU - Defer	W, 39-25

#### NC STATE GIVEAWAY/TAKEAWAY

Game	FUM	INT	TOT	FUM	INT	TOT	DIF
South Carolina	2	0	2	0	1	1	-1
Marshall	0	0	0	1	1	2	+2
Furman	0	0	0	2	1	3	+3
Florida State	0	0	0	1	0	1	+1
Syracuse	0	0	0	0	1	1	+1
Louisville	1	0	1	0	1	1	0

#### FUMBLES

Name	Fumbles-Lost
Finley, Ryan - QB	2-2
Gallaspy, Reggie - RB	1-0
Hines, Nyheim - RB	2-0
Louis, Stephen - WR	1-1
Nichols, Dakwa - RB	1-0

CAREER STARTS BY POSITION	
OFFENSE	
LEFT TACKLE .....	Tyler Jones, RS-Jr. (19)
LEFT GUARD .....	Garrett Bradbury, RS-So. (13)
.....	Tyler Jones, RS-Jr. (2)
.....	Terrone Prescod (5)
.....	Joe Sculthorpe (1)
CENTER.....	Garrett Bradbury (6)
RIGHT GUARD.....	Tony Adams, Sr (41)
RIGHT TACKLE.....	Will Richardson, RS-Jr. (23)
.....	Tyler Jones, RS-Jr. (4)
.....	Terronne Prescod, RS-Jr. (3)
.....	Justin Witt (1)
TIGHT END .....	Cole Cook, Sr. (19)
JAYSAM.....	Jaylen Samuels (28)
QUARTERBACK.....	Ryan Finley, RS-Jr. (19)
RUNNING BACK .....	Nyheim Hines, Jr. (6)
.....	Dakwa Nichols, RS-Sr. (2)
.....	Reggie Gallaspy, Jr. (2)
WIDE RECEIVER .....	Stephen Louis, RS-Jr. (17)
.....	Johnathan Alston, RS-Sr. (10)
.....	JuMichael Ramos, RS-Sr. (10)
.....	Maurice Trowell, RS-Jr. (8)
.....	Nyheim Hines, Jr. (8)
.....	Kelvin Harmon, So. (9)
.....	Jakobi Meyers (3)
DEFENSE	
DEFENSIVE END .....	Bradley Chubb, Sr. (32)
.....	Kentavious Street, Sr. (18)
.....	Darian Roseboro, Jr. (1)
DEFENSIVE TACKLE .....	B.J. Hill, Sr. (37)
.....	Justin Jones, Sr. (22)
.....	Kentavious Street, Sr. (9)
MLB.....	Jerod Fernandez, RS-Sr. (36)
.....	Airius Moore, Sr. (9)
WLB.....	Airius Moore, Sr. (28)
.....	Riley Nicholson, Jr. (5)
NICKEL.....	Shawn Boone (6)
STRONG SAFETY .....	Shawn Boone, Sr. (14)
.....	Jarius Morehead, RS-So. (6)
.....	Isaiah Stallings (1)
FREE SAFETY.....	Germaine Pratt, RS-Jr. (1)
.....	Dexter Wright (1)
.....	Tim Kidd-Glass (5)
CORNERBACK .....	Mike Stevens, Sr. (22)
.....	Nick McCloud, So. (7)
.....	Johnathan Alston (6)
SPECIAL TEAMS	
PUNTER.....	A.J. Cole, Jr. (32)
PLACEKICKER.....	Kyle Bambard, Jr. (20)
.....	Carson Wise (6)
LONG SNAPPER.....	Tyler Griffiths, Jr. (32)

DEPTH CHART					
OFFENSE					
Pos.	No.	Name	Hgt.	Wgt	Class
LT	53	Tyler Jones	6'3	300	RS - Jr.
	64	Peter Daniel	6'6	305	Gr.
	72	Philip Walton	6'7	305	RS - So.
LG	70	Terronne Prescod	6'5	331	RS - Jr.
	71	Joe Sculthorpe	6'3	307	RS - Fr.
C	65	Garrett Bradbury	6'3	298	RS - Jr.
	71	Joe Sculthorpe	6'3	307	RS - Fr.
RG	50	Tony Adams	6'2	315	Sr.
	66	Josh Fedd-Jackson	6'3	336	Fr.
RT	54	Will Richardson	6'6	322	RS - Jr.
	67	Justin Witt	6'6	296	RS - Fr.
	74	Emanuel McGirt, Jr.	6'6	300	RS - So.
H	1	Jaylen Samuels	5'11	228	Sr.
	28	Dylan Parham	6'4	224	RS - Fr.
TE	48	Cole Cook	6'6	250	Gr.
	42	Dylan Autenrieth	6'4	242	RS - Fr.
X	3	Kelvin Harmon	6'3	213	So.
	19	C.J. Riley	6'4	204	RS - Fr.
Z	12	Stephen Louis	6'2	217	RS - Jr.
	86	Emeka Emezie	6'3	209	Fr.
	8	Maurice Trowell	5'11	196	Rs - Jr.
S	11	Jakobi Meyers	6'2	203	RS - So.
	6	Gavin Locklear	5'10	195	RS - Sr.
QB	15	Ryan Finley	6'4	210	RS - Gr.*
	2	Jalan McClendon	6'5	221	RS - Jr.
RB	7	Nyheim Hines	5'9	197	Jr.
	or 25	Reggie Gallaspy II	5'11	225	Jr.
DEFENSE					
Pos.	No.	Name	Hgt.	Wgt	Class
FE	35	Kentavious Street	6'2	287	Sr.
	or 45	Darian Roseboro	6'4	287	Jr.
N	98	B.J. Hill	6'4	315	Sr.
	90	Shug Frazier	6'3	316	RS - Fr.
T	27	Justin Jones	6'2	312	Sr.
	or 91	Eurndraus Bryant	6'1	325	Jr.
BE	9	Bradley Chubb	6'4	275	Sr.
	39	James Smith-Williams	6'4	247	RS - So.
	95	Tyrone Riley	6'6	285	RS - So.
MLB	4	Jerod Fernandez	6'0	227	RS - Sr.
	10	Louis Acceus	6'0	216	Fr.
WLB	58	Airius Moore	6'0	235	Sr.
	or 3	Germaine Pratt	6'3	235	RS - Jr.
NIC	24	Shawn Boone	5'10	206	Sr.
	13	Stephen Morrison	5'11	201	R-Jr.
LC	21	Nick McCloud	6'0	189	So.
	20	Bryce Banks	6'2	192	RS - Fr.
SS	31	Jarius Morehead	6'1	217	RS - So.
	22	Isaiah Stallings	6'4	220	RS - Fr.
FS	34	Tim Kidd-Glass	6'1	202	So.
	or 14	Dexter Wright	6'2	232	RS - Jr.
RC	5	Johnathan Alston	6'0	210	RS - Sr.
	or 2	Mike Stevens	5'11	190	Sr.
* - Finley and Wise are juniors in eligibility but are postgraduates.					
SPECIAL TEAMS					
Pos.	No.	Name	Hgt.	Wgt	Class
PK	38	Carson Wise	5'10	170	RS - Gr.*
	92	Kyle Bambard	5'8	190	Jr.
P	90	A.J. Cole III	6'4	230	Jr.
	93	Noah Giroux	6'0	205	Fr.
SN	57	Tyler Griffiths	6'2	230	Jr.
	50	Jackson Quiggle	5'10	205	RS - Fr.
PRONUNCIATION GUIDE					
Dave Doeren.....DOOR ehn			Nyheim Hines.....nie HEEM		
Elijah Drinkwitz.....ee LIE uh DRINK witz			Deonte Holden.....dee AHN tay		
Louis Acceus.....Ah ZOOSE			Dante Johnson.....DAHN tay		
Davion Allred.....DA vee ahn ALL red			Ibrahim Kante.....EEB rah hem KAHN tay		
Dylan Autenrieth.....AWE tehn reeth			Stephen Louis.....STEFF ahn LOO is		
Brady Bodine.....beau DEEN			Xavier Lyas.....ZAY vee uhr LIE us		
Adam Boselli.....beau SELL ee			Jessie Malit.....mah LEET		
Eurndraus Bryant.....ahn DRAY us			Jalan McClendon.....JAY lan		
Cayman Czesak.....KAY mahn SEE sak			.....mac CLEHN dohn		
Emeka Emezie.....eh MECK ah ee MEE zee			Trae Meadows.....TRAY		
Jerod Fernandez.....JEHR uhd			Jakobi Meyers.....jah KOE bee		
Reggie Gallaspy.....gah LASS bee			Airius Moore.....AIR ee us		
Harrison Gee.....JEE			Jarius Morehead.....JAIR ee us		
Larrell Murchison.....lah REHL			.....MURCH eh sohn		
Dakwa Nichols.....dah QUAY			Dylan Parham.....PARE uhm		
Terronne Prescod...tehr OWN PRESS cod			JuMichael Ramos juh MIKE uhl RAY moes		
Thomas Ruocchio.....ROCK ee oh			Joe Sculthorpe.....SCUL thorp		
Bryson Speas.....SPEEZ			Daeshawn Stephens.....day SHAWN		
Kentavious Street.....kehrn TAY vee us			Maurice Trowell.....rhymes with towel		
James Valdez.....vahl DEZ			Aaron Wiltz.....WILTS		

CARTER-FINLEY STADIUM

One of the landmarks of North Carolina's capital city, Carter-Finley Stadium has gained a reputation as being one of the nation's toughest places to play. The home of the Wolfpack boasts 57,600 permanent seats and is surrounded by acres convenient parking.

**CAPACITY:** 57,600. Double-decked with more than 22,000 lower level sideline seats, almost 18,000 upper deck seats, 13,000+ endzone seats.

**FIRST GAME:** Oct. 8, 1966

**ORIGINAL COST:** \$3.7 million. Half the funds were raised from alumni and friends and the balance was borrowed.

**NAME:** The stadium honors Wilbert James (Nick) Carter (1902-1972) , Harry Clifton Carter (1908-1990), and Albert Earle Finley (1895-1985). The two Carter brothers graduated from NC State from the school of Textiles and became top executives in the J. P. Stevens Company. They contributed several hundred thousand dollars to fundraising for completion of the stadium.

**FIELD:** The playing surface at Wayne T. Day Family Field is built to USGA specifications for a golf green. The USGA specification has an elaborate drainage system and a 10" rootzone mix that is 90% sand and 10% peat. The field has Tiftway 419 hybrid bermudagrass from Sandhills turf farm in North Carolina. The irrigation system consists of 6 "big gun" sprinklers that spray over 200 gallons per minute. The water source is well water that is contained in tanks.



CARTER-FINLEY STADIUM RECORDS

NC STATE INDIVIDUAL

Category	Mark	Player, Opponent	Year
Rushes	37	Ted Brown vs. Penn St.	1977
Rushing Yards	251	Ted Brown vs. Penn St.	1977
Rushing TDs	3	by many (last M. Dayes vs. EKY)	2015
All-Purpose Yards	279	Andre Brown vs. S. Miss	2005
Pass Attempts	57	Philip Rivers vs. Arkansas St.	2000
Pass Completions	38	Russell Wilson vs. BC	2010
TD Passes	5	Mike Glennon vs. Maryland	2011
Passing Yards	423	Philip Rivers vs. UNC	2003
Receptions	15	Torry Holt vs. Wake Forest	1998
Reception Yards	217	Jerricho Cotchery vs. UNC	2003
TD Receptions	3	Nasrallah Worthen vs. Duke	1988
	3	Koren Robinson vs. Ga Tech	2000
	3	Jerricho Cotchery vs. Clemson	2001
Total Offense	463	Philip Rivers vs. UNC	2003
Punt Return Yards	103	Darrell Blackman vs. FSU	2004
Kickoff Ret. Yards	202	T.J. Graham vs. Duke	2009
Tackles	24	Bill Cowher vs. South Carolina	1977
	24	Bill Cowher vs. Clemson	1978
	24	Dantonio Burnette vs. Clemson	2001

NC STATE TEAM

Points	67	vs. Western Carolina	1990
Touchdowns	9	vs. Western Carolina	1990
	9	vs. Murray State	2009
First Downs	35	vs. The Citadel	1983
Rush Attempts	80	vs. East Carolina	1980
Rushing Yards	407	vs. Wake Forest	1973
Rushing TDs	7	vs. Western Carolina	1990
Pass Attempts	57	vs. Arkansas State	2000
Pass Completions	41	vs. Boston College	2010
Passing Yards	423	vs. UNC	2003
TD Passes	5	vs. Maryland	2011
Total Offense	638	vs. Wake Forest	1973
Plays	96	vs. Maryland	2011
Fumbles Lost	3	vs. 10 teams	
Penalties	14	vs. Clemson	1999
	14	vs. Ohio State	2004
Penalty Yards	144	vs. Wake Forest	2016
Punts	11	vs. Miami	1981
	11	vs. Florida State	2004
Interceptions by	6	vs. Florida State	1998
Punt Return Yards	126	vs. Florida State	2004
Kickoff Ret Yards	224	vs. Duke	2009

OPPONENT INDIVIDUAL

Category	Mark	Player, Opponent	Year
Rushes	39	by Mike Voight, UNC	1975
Rushing Yards	221	by Thomas Jones, Virginia	1999
All-Purpose Yards	231	by Leroy Gallman, Duke	1992
Pass Attempts	63	by B.J. Symons, Texas Tech	2003
Pass Completions	41	by Matt Schaub, Virginia	2003
TD Passes	5	by Brock Berlin, Miami	2004
		by Thaddeus Lewis, Duke	2009
		by Deshaun Watson, Clemson	2015
Passing Yards	586	by B.J. Symons, Texas Tech	2004
Receptions	17	by Ervin Phillips, Syracuse	2017
Reception Yards	248	by Tyre Brady, Marshall	2017
TD Receptions	3	by Wali Lundy, Virginia	2003
Total Offense	618	by B.J. Symons, Texas Tech	2003
Punt Return Yards	117	by Jack Patterson, ECU	1971
Kickoff Return Yds	231	by Leroy Gallman, Duke	1992
Tackles	24	by Bill Banks, Penn St.	1977
	24	by Anderson, Virginia	1979

OPPONENT TEAM

Points	58	by Florida State	2000
Touchdowns	8	by Florida State	2000
First Downs	30	by Texas Tech	2003
	30	by Furman	1984
Rush Attempts	81	by UNC	1971
Rushing Yards	402	by Wake Forest	1971
Rushing TDs	5	by Clemson	1982, 1984
Pass Attempts	64	by Texas Tech	2003
Pass Completions	41	by Virginia	2003
Passing Yards	586	by Texas Tech	2003
TD Passes	5	by Miami	2004
	5	by Duke	2009
	5	by Clemson	2015
Total Offense	681	by Texas Tech	2003
Plays	97	by UNC	1971
Fumbles Lost	6	by Duke	1986
Penalties	20	by Clemson	2001
Penalty Yards	181	by Clemson	2001
Punts	12	by Wake Forest	2012
	12	by Western Carolina	1990
Interceptions by	6	by Wake Forest	1984
	6	by Clemson	1995
Punt Return Yards	117	by Duke	1971
	117	by Penn State	1981

RECORD AT CARTER-FINLEY

Year	Rec.	1984	2-5	2003	6-1
1966	3-2	1985	1-5	2004	2-4
1967	4-0	1986	6-0-1	2005	4-3
1968	3-2	1987	2-4	2006	3-4
1969	1-3-1	1988	5-1-1	2007	3-4
1970	2-1-1	1989	5-2	2008	4-3
1971	1-4	1990	5-1	2009	5-3
1972	5-0-1	1991	6-1	2010	5-1
1973	5-0	1992	5-1	2011	6-1
1974	5-0	1993	5-1	2012	5-1
1975	5-1	1994	5-1	2013	3-5
1976	1-4-1	1995	1-5	2014	4-3
1977	4-3	1996	2-3	2015	3-3
1978	5-1	1997	4-2	2016	4-3
1979	4-2	1998	5-1	2017	4-0
1980	5-1	1999	4-1	Totals	201-112-6
1981	3-4	2000	5-1		
1982	5-1	2001	3-3		
1983	2-5	2002	6-1		




## THE DOEREN FILE

Years Coached	7th season
Alma Mater	Drake '93
Career Record	53-31
Record at NC State	30-27
ACC Record	12-23
Bowl Record	3-1*
Wife	Sara (Vander Woude)
Children	Jacob (18), Luke (15), Connor (11)
Hometown:	Shawnee Mission, KS
High School:	Shawnee Mission Northwest
BS Degree:	Pre-Med Biology (Drake '93)
Master's:	Educational Leadership (Drake '99)

## NC STATE UNDER DOEREN IN SINGLE-SEASON RECORDS

WINS			YARDS PER GAME		
2014	8	t11th	2016	416.7	5th
COMPLETIONS			2015	412.8	6th
2016	263	7th	2014	408.5	8th
2013	249	8th	2013	403.5	12th
2015	246	11th	POINTS		
ATTEMPTS			2015	432	3rd
2016	438	8th	2014	392	7th
2013	426	10th	2016	351	11th
2015	413	12th	POINTS PER GAME		
PASSING YARDS			2015	33.2	3rd
2016	2,287	6th	2014	30.2	10th
2013	2,890	11th	2016	27.0	13th
2015	2,740	14th	PUNT RETURN AVG		
PASSING YARDS/GAME			2013	13.1	6th
2016	260.5	7th	2015	13.0	7th
2013	240.8	14th	KICKOFF RETURN AVG		
COMPLETION %			2015	25.7	2nd
2016	.600	7th	2016	23.2	8th
2015	.596	8th	FEWEST TURNOVERS		
2014	.588	11th	2015	13	t1st
2013	.585	12th	2016	20	t9th
YARDS PER PLAY			2013	21	t11th
2014	6.0	t2nd	RUSH YDS ALLOWED		
2016	5.8	t4th	2016	1,412	11th
2015	5.6	t9th	RUSH YDS/G ALLOWED		
TOTAL YARDS			2016	108.6	5th
2016	5,417	4th	YARDS/RUSH ALLOWED		
2015	5,367	5th	2016	3.3	10th
2014	5,311	6th			
2013	4,842	9th			



## DAVE DOEREN

5th SEASON AT NC STATE • NC STATE RECORD: 30-27 • 7th CAREER SEASON • CAREER RECORD: 53-31 • LED 6 OF 7 TEAMS TO BOWLS

- Second-youngest coach in the ACC at 45 years old.
- Has coached at four different Power 5 schools.
- 22 years in the coaching ranks
- Has led the Wolfpack to three straight bowl games.
- Has led five of his seven teams to bowl games.
- Teams have posted a 3-1 record in postseason bowls (he led his 2012 NIU squad to the Orange Bowl, but did not coach that game).
- Eight members of 2017 on preseason watch lists for 12 different national awards.
- 2017 squad could be seventh in school history to go to four straight bowl games.
- In four years, 87 of his players have graduated.
- 2015 Wolfpack squad won four road games - no other NC State team had posted more since 1957.
- \* 2014 squad only second in school history to score 40 or more points in five regular season games.
- 2014 squad posted best rushing average since 1992.
- \* Earned back-to-back MAC titles at Northern Illinois. The 2011 championship was the first for NIU since 1983.
- Set NIU record for wins (11) in 2011. Broke it with 12 wins in 2012.
- Never lost a home game at NIU.
- NIU Academic Progress rate ranked among top five nationally.
- \* Served as defensive coordinator at Wisconsin and Kansas.
- Coached 2001 FCS Champion Montana.
- Montana won Big Sky title during both of his years on that staff.
- \* An Academic All-American at Drake.
- 2014 squad was second-most improved in Power 5 conferences.
- Since coming to NC State, his team has turned in over 6,000 collective hours of community service.
- Four-year letterwinner at tight end at Drake.
- Began working on his Ph.D. as a graduate assistant at USC.

When Dave Doeren was introduced as head coach at NC State in December of 2012, he clearly set forth his vision for the Wolfpack Football program. He dubbed it "IPACK1GOAL: A UNITED MISSION TO WIN A CHAMPIONSHIP."

That has been the Wolfpack's battle cry in his first four seasons.

## DOEREN YEAR-BY-YEAR


Year	School	Position	Record	Postseason Notes
1994	Shawnee Mission HS	Assistant Coach		
1995	Drake	Linebackers	8-1-1	
1996	Drake	Linebackers	8-3	
1997	Drake	Linebackers/Defensive coor.	8-3	
1998	USC	Graduate Assistant	8-5	Sun Bowl
1999	USC	Graduate Assistant	6-6	
2000	Montana	Defensive Secondary	13-2	IAA Runner-ups; Big Sky Champions
2001	Montana	Defensive Secondary	15-1	I-AA Champions; Big Sky Champions
2002	Kansas	LB/Recruiting Coordinator	2-10	
2003	Kansas	LB/Recruiting Coordinator	6-7	Tangerine Bowl
2004	Kansas	LB/Recruiting Coordinator	4-7	
2005	Kansas	LB/Co-Defensive Coordinator	7-5	Ft. Worth Bowl (W)
2006	Wisconsin	Co-Def. Coor./Rec. Coor./LBs	12-1	Capital One Bowl (W)
2007	Wisconsin	Co-Def. Coor./Rec. Coor./LBs	9-4	Outback Bowl (L)
2008	Wisconsin	Defensive Coordinator/LBs	7-6	Champs Sports Bowl (L)
2009	Wisconsin	Defensive Coordinator/LBs	10-3	Champs Sports Bowl (W)
2010	Wisconsin	Defensive Coordinator/LBs	11-2	Rose Bowl (L); Big 10 Champions
2011	Northern Illinois	Head Coach	11-3	GoDaddy.com Bowl (W); MAC Champs
2012	Northern Illinois	Head Coach	12-1	*Orange Bowl (L); MAC Champions
2013	NC State	Head Coach	3-9	
2014	NC State	Head Coach	8-5	Bitcoin St. Pete Bowl (W)
2015	NC State	Head Coach	7-6	Belk Bowl (L)
2016	NC State	Head Coach	7-6	Independence Bowl (W)

\* - Team competed in Orange Bowl after Doeren was named head coach at NC State



## NC STATE ALPHABETICAL ROSTER

No.	Name	Pos.	Hgt.	Wgt.	Cl.	Hometown, (Last School)	No.	Name	Pos.	Hgt.	Wgt.	Cl.	Hometown, (Last School)
10	Louis Acceus	LB	6'0	216	Fr.	Spring Valley, N.Y. (St. Joseph)	34	Tim Kidd-Glass	SAF	6'1	202	So.	Danville, Va. (George Washington)
50	Tony Adams	OG	6'2	315	Sr.	Charlotte, N.C. (Independence)	26	Nicholas Lacy	CB	5'7	182	R-Sr.	Pinehurst, N.C. (Pinecrest)
54	Davion Allred	DE	6'0	228	R- Sr.	Raleigh, N.C. (Millbrook)	10	Micah Leon	QB	6'5	205	Fr.	Boca Raton, Fla. (Boynton Beach)
5	Johnathan Alston	CB	6'0	210	R- Sr.	Bunn, N.C. (Bunn)	6	Gavin Locklear	WR	5'10	195	R-Sr.	Apex, N.C. (Apex)
42	Dylan Autenrieth	TE	6'4	242	R- Fr.	Dallas, Ga. (N. Paulding)	12	Stephen Louis	WR	6'2	217	R-Jr.	W. Palm Beach, Fla. (PB Lakes)
92	Kyle Bambarb	PK	5'8	190	Jr.	Wixom, Mich. (Walled Lake West)	97	Xavier Lyas	DE	6'4	215	Fr.	Plant City, Fla. (Durant)
20	Bryce Banks	CB	6'2	192	R- Fr.	Columbia, Mo. (Rock Bridge)	37	Jessie Malit	DE	6'3	215	Fr.	Concord, N.C. (Cox Mill)
69	Evin Bellamy	DE	6'2	220	R-So.	Leland, N.C. (N. Brunswick)	35	Jackson Maples	PK	5'10	195	R-Jr.	West End, N.C. (Pinecrest)
42	Danny Blakeman	DE	6'2	227	Fr.	Raleigh, N.C. (Leesville Road)	2	Jalan McClendon	QB	6'5	221	R-Jr.	Charlotte, N.C. (W. Mecklenburg)
33	Brady Bodine	RB	5'10	200	R- Jr.	Camp LeJeune, N.C. (Cp Lejeune)	21	Nick McCloud	CB	6'1	189	So.	Rock Hill, S.C. (S. Pointe)
24	Shawn Boone	SAF/NIC	5'10	206	Sr.	W. Palm Beach, Fla. (Dwyer)	74	Emanuel McGirt, Jr.	OT	6'6	300	R-So.	Durham, N.C. (Hillside)
88	Adam Boselli	TE	6'5	220	Fr.	Ponte Vedra, Fla. (Episcopal)	13	Matthew McKay	QB	6'3	200	Fr.	Raleigh, N.C. (Wakefield)
65	Garrett Bradbury	OG/C	6'3	298	R- Jr.	Charlotte, N.C. (Charlotte Christian)	11	Jakobi Meyers	WR	6'2	203	R-So.	Lithonia, Ga. (Arabia Mountain)
29	Marquise Braxton	FB	6'1	226	R- So.	Greenville, N.C. (Rose)	36	Brock Miller	LB	6'3	231	R-Fr.	Port St. Lucie, Fla. (Carroll Catholic)
52	Kendall Brown	OT	6'5	290	R- Fr.	Jacksonville, Fla. (Trinity Christian)	58	Airius Moore	LB	6'0	235	Sr.	Beavercreek, Ohio (Beavercreek)
36	William Brown, III	CB	5'10	192	R- So.	Raleigh, N.C. (Cardinal Gibbons)	41	Isaiah Moore	LB	6'3	224	Fr.	Chester, Va. (Bird)
91	Eurndraus Bryant	DT	6'1	325	Jr.	N. Charleston, S.C. (Ft. Dorchester)	31	Jarius Morehead	SAF	6'1	217	R-So.	Whitsett, N.C. (E. Guilford)
56	Kollin Byers	OL	6'4	276	Fr.	Shelby, N.C. (Crest)	13	Stephen Morrison	SAF	5'11	201	R-Jr.	Weddington, N.C. (Weddington)
73	Justin Chase	OT	6'5	302	R- Fr.	Chesapeake, Va. (Great Bridge)	92	Larrell Murchison	DT	6'4	277	Jr.	Elizabethtown, N.C. (Louisburg/E. Blander)
9	Bradley Chubb	DE	6'4	275	Sr.	Marietta, Ga. (Hillgrove)	27	Dakwa Nichols	RB	5'9	195	R-Gr.	Rockingham, N.C. (Rockingham)
90	A.J. Cole III	P	6'4	230	Jr.	College Park, Ga. (Woodward Acad)	32	Riley Nicholson	LB	6'0	237	Jr.	Kissimmee, Fla. (Osceola)
21	Erin Collins	RB	6'1	200	Fr.	Plant City, Fla. (Armwood)	60	Grant Pacanovsky	DL	6'0	265	R-Fr.	Cary, N.C. (Green Hope)
48	Cole Cook	TE	6'6	250	Gr.	Carrollton, Ga. (Carrollton)	28	Dylan Parham	TE	6'4	224	R-Fr.	Raleigh, N.C. (Southeast)
14	Woody Cornwell	QB	6'2	210	R- Jr.	Lake Junaluska, N.C. (Tuscola)	10	Freddie Phillips, Jr.	NIC	6'1	210	Jr.	Pelion, S.C. (Pelion)
33	Dalton Counts	SAF	6'0	211	Fr.	Raleigh, N.C. (Garner)	43	David Pierson	LB	6'0	232	R-Fr.	Wendell, N.C. (Jireh Prep)
47	Caymon Czesak	NIC	6'2	200	Fr.	Wilmington, N.C.	3	Germaine Pratt	LB	6'3	235	R-Jr.	High Point, N.C. (Central)
31	Tyler Dabbs	WR	5'9	192	R- Fr.	Eden, N.C. (Morehead)	70	Terronne Prescod	OG	6'5	331	R-Jr.	Decatur, Ga. (Columbia)
38	Will Dabbs	SAF	5'10	197	R- Fr.	Eden, N.C. (Morehead)	50	Jackson Quiggle	LS	5'10	205	R-Fr.	Sanford, N.C. (Southern Lee)
64	Peter Daniel	OT	6'6	305	R- Gr.	Raleigh, N.C. (Broughton)	85	JuMichael Ramos	WR	6'2	200	R-Gr.	Lovejoy, Ga. (Lovejoy)
47	Damien Darden	TE	6'3	250	Fr.	Pikeville, N.C. (Aycok)	28	Damontay Rhem	RB	5'11	221	R-So.	Wendell, N.C. (UNCP/E. Wake)
46	Logan DeBoer	FB	6'1	235	R- Fr.	Pittsburgh, Pa. (Montour/Fork Union)	54	Will Richardson	OT	6'6	322	R-Jr.	Burlington, N.C. (Cummings)
41	Will Eason	RB	5'7	173	R- Fr.	Charlotte, N.C. (Mallard Creek)	19	C.J. Riley	WR	6'4	204	R-Fr.	Coconut Creek, Fla. (N. Broward Prep)
86	Emeka Emezie	WR	6'3	209	Fr.	Waxhaw, N.C. (Marvin Ridge)	95	Tyrone Riley	DE	6'6	285	R-So.	Savannah, Ga. (Calvary Day School)
66	Joshua Fedd-Jackson	OT	6'3	336	Fr.	Montvale, N.C. (St. Joseph)	24	Nakia Robinson, Jr.	RB	5'11	193	Fr.	Miami, Fla. (Miami Jackson)
4	Jerod Fernandez	LB	6'0	227	R- Sr.	Sanford, Fla. (Lake Mary)	45	Darian Roseboro	DE	6'4	287	Jr.	Lincolnton, N.C. (Lincolnton)
15	Ryan Finley	QB	6'4	210	Gr. (Jr.)	Phoenix, Az. (Boise St./Paradise Vall)	89	Thomas Ruocchio	TE	6'3	245	R-Fr.	Raleigh, N.C. (Cardinal Gibbons)
82	Max Fisher	WR	6'3	205	Fr.	Up. Marlboro, Md (Gonzaga Coll.)	59	Liam Ryan	OL	6'2	300	Fr.	Cary, N.C. (Fork Union/Cary)
68	Charles Fletcher	OL	6'2	273	Fr.	Greenville, N.C. (Rose)	1	Jaylen Samuels	H	5'11	228	Sr.	Charlotte, N.C. (Mallard Creek)
90	Ben "Shug" Frazier	DT	6'3	316	R-Fr.	Buford, Ga. (Buford)	29	Raven Saunders	LB	6'1	220	Fr.	Riviera Beach, Fla. (Dwyer)
25	Reggie Gallaspy II	RB	5'11	225	Jr.	High Point, N.C. (S. Guilford)	71	Joe Sculthorpe	C	6'3	307	R-Fr.	Hampstead, N.C. (Topsail)
76	Harrison Gee	OG	6'3	301	R-Fr.	Burlington, N.C. (Walter Williams)	44	Bryan Smith	DE	6'2	259	R-Gr.	Oxford, N.C. (Webb)
73	Grant Gibson	DT	6'1	295	Fr.	Charlotte, N.C. (Mallard Creek)	39	James Smith-Williams	DE	6'4	247	R-So.	Raleigh, N.C. (Millbrook)
99	Trenton Gill	P	6'4	187	Fr.	Hillsborough, N.C. (Cedar Ridge)	62	Bryson Speas	OL	6'4	265	Fr.	Greensboro, N.C. (Dudley)
93	Noah Giroux	PK	6'0	205	Fr.	Garner, N.C. (Garner)	22	Isaiah Stallings	SAF	6'4	220	R-Fr.	Fayetteville, N.C. (Terry Sanford)
37	Vernon Grier	DB	5'10	180	R-So.	Charlotte, N.C. (Mallard Creek)	83	Daeshawn Stephens	WR	6'1	214	RS - Fr.	Durham, N.C. (Hillside)
11	Stephen Griffin	SAF	6'2	205	Jr.	Charlotte, N.C. (South Meck/Tenn)	49	Matt Stevens	LB	6'0	228	RS - Fr.	Charlotte, N.C. (Hough)
57	Tyler Griffiths	LS	6'2	230	Jr.	Indian Trail, N.C. (Sun Valley)	2	Mike Stevens	CB	5'11	190	Sr.	Charlotte, N.C. (Davidson Day)
3	Kelvin Harmon	WR	6'3	213	So.	Palmyra, N.J. (Palmyra)	35	Kentavious Street	DE	6'2	287	Sr.	Greenville, N.C. (Rose)
98	B.J. Hill	DT	6'4	315	Sr.	Oakboro, N.C. (W. Stanley)	87	Thayer Thomas	WR	6'1	180	Fr.	Wake Forest, N.C. (Heritage)
7	Nyheim Hines	RB	5'9	197	Jr.	Garner, N.C. (Garner)	8	Maurice Trowell	WR	5'11	196	RS - Jr.	Durham, N.C. (Southern Durham)
55	Deonte Holden	DE	6'4	247	Gr./R-Jr.	Landover, Md. (Demathan Catholic)	30	James Valdez	CB	5'11	193	RS - Fr.	Orangeburg, S.C. (Wilkinson)
15	Chris Ingram	CB	6'0	180	Fr.	Mooresville, N.C. (Mooresville)	72	Philip Walton, Jr.	OT	6'7	305	RS - So.	Charlotte, N.C. (Charlotte Christian)
96	Dante Johnson	DT	6'3	264	Fr.	Apopka, Fla. (Wekiva)	78	Aaron Wiltz	OG	6'5	307	RS - So.	Baton Rouge, La. (Catholic)
27	Justin Jones	DT	6'2	312	Sr.	Austell, Ga. (S. Cobb)	38	Carson Wise	PK	5'10	170Gr./R-Jr.)	Blacksburg, Va. (Blacksburg/VT/CN)	
53	Tyler Jones	OT	6'3	300	R-Jr.	Stone Mountain, Ga. (Stephenson)	67	Justin Witt	OT	6'6	296	RS - Fr.	Chicago, Ill. (Lincoln-Way West)
79	Ben Kaiser	OG	6'3	292	R-Sr.	Pasadena, Calif. (Pas CC/S. Pasadena)	14	Dexter Wright	SAF	6'2	232	RS - Jr.	Wilson, N.C. (Hunt)
52	Ibrahim Kante	DE	6'5	235	Fr.	New York, N.Y. (Trinity Pawling)							

9/2/17 • Bank of America Stadium • 50,367 • Charlotte, N.C. • Belk College Kickoff			
	RV/RV NC STATE	28	
	SOUTH CAROLINA	35	

**CHARLOTTE** - Despite a record-setting day by QB Ryan Finley and H Jaylen Samuels, NC State couldn't convert late in the fourth quarter and fell to South Carolina 35-28 in the Belk College Kickoff in Charlotte.

After South Carolina ran back the opening kickoff for a score, a back-and-forth first half saw the two teams tied 21-21 at the break. The Gamecocks scored 14 unanswered points in the third quarter before the Wolfpack punched the ball in on fourth down and pulled within seven with 12:21 left in the game. Neither team would score again.

Finley threw for a career-high 415 yards, while setting a school record with 45 completions (on 64 attempts). Jaylen Samuels tied Torry Holts school mark with 15 receptions.

Score by Quarters	1	2	3	4	Score	
NC State	14	7	0	7	--	28 Record: (0-1)
South Carolina	14	7	14	0	--	35 Record: (1-0)

#### Scoring Summary

1st 14:47 SC- Samuel, Deebo 97 yd. kickoff return (Woznick, A. kick)  
 1st 8:56 NCS- Finley, Ryan 6 yd. run (Wise, C. kick), 14 ply, 75 yards TOP 5:51  
 1st 3:53 SC- Dowdle 34 pass from Bentley (Woznick kick) 11 plys, 80 yds TOP 4:58  
 1st 0:46 NCS- Hines, Nyheim 2 yd. run (Wise, C. kick), 9 ply 75 yds TOP 3:07  
 2nd 10:02 SC- Deebo 6 pass from Bentley (Woznick, A. kick), TOP 3:18  
 2nd 0:09 NCS- Meyers, J. 4 pass from Finley (Wise, C. kick) 10 ply, 79 yds TOP 1:38  
 3rd 11:54 SC- Deebo 6 pass from Bentley (Woznick, A. kick) 3 ply, 51 yds, TOP 1:25  
 3rd 9:08 SC- Dowdle 7 yd. run (Woznick, A. kick) 3 plays, 51 yards, TOP 1:25  
 4th 12:21 NCS- Samuels 1 pass from Finley (Wise, C. kick) 9 plys, 46 yds, TOP 3:33

	NCSU	SC
FIRST DOWNS	29	12
RUSHES-YARDS	89	31
PASSING YARDS	415	215
ATT-COMP-INT	45-64-0	17-29-1
TOTAL OFFENSE	504	246
KICK RETURNS (#-YARDS)	2-39-0	4-141-1
PUNT RETURNS (#-YARDS)	3-40-0	3-26-0
INT RETURNS (#-YARDS)	1-0-0	0-0-0
PUNTS (#-AVG)	4-49.0	6-46.7
FUMBLES-LOST	2-2	0-0
PENALTIES-YARDS	8-65	6-45
TIME OF POSSESSION	36:41	23:19
THIRD DOWN CONVERSIONS	9-20	5-12
FOURTH-DOWN CONVERSIONS	2-4	0-0
RED ZONE SCORES/CHANCES	4-6	2-2
SACKS BY (#-YARDS)	2-18	4-26

**RUSHING (Att-Yds-TD): NC State** - Hines, N. 15-81-1; Gallaspy, R. 13-27-0;  
**South Carolina:** Dowdle, R. 12-27-1

**PASSING (C-A-YDS-I-TD): NC STATE** - Finley, R. 45-64-415-0-2; **SOUTH CAROLINA:** Bentley, J. 17-29-215-1-3

**RECEIVING (Rec-Yds-TD): NC State** - Samuels, J. 15-85-1; Harmon, K. 10-114-0;  
**South Carolina** - Deebo, S. 5-83-2; Edwards, B. 5-55-0

**INTERCEPTIONS (#-Yds): NC State** - Alston, J. 1-0; **South Carolina** - none

**FUMBLES (#-Lost): NC State** - Louis, S. 1-1; Finley, R. 1-1 **South Carolina** - none

**TACKLES (Ht-Ast-Tot): NC State** - Fernandez, J. 4-5-9; Morehead, J. 3-2-5; Pratt, G. 3-2-5; **South Carolina**- Brunson, T.J. 7-9-16; Lammons, Chris 4-4-8; Wonnum, D.J. 3-5-8

9/9/17 • Carter-Finley Stadium 57,430 • Raleigh, N.C.			
	NC STATE	37	
	SOUTH CAROLINA	20	

**RALEIGH** - NC State scored touchdowns on four straight possessions spanning the second and third quarters and captured a 37-20 win over visiting Marshall in the Wolfpack's 2017 home opener.

Down 13-3 in the second quarter, NC State scored five of the game's final six touchdowns. The key stretch came late in the second quarter, as the Wolfpack scored three touchdowns in the final 5:26 of the first half.

For the second straight game QB Ryan Finley threw for over 300 yards (341) and WR Kelvin Harmon had over 100 yards receiving (121).

Score by Quarters	1	2	3	4	Score	
NC State	3	20	7	7	--	37 Record: (1-1)
Marshall	10	10	0	0	--	20 Record: (1-1)

#### Scoring Summary

1st 10:15 NCS - Wise, C. 31 yd. field goal, 7-59 2:48  
 6:23 MAR- Johnson 1 pass. from Litton, Chase (Kaare kick) 9-85 3:45  
 3:09 MAR- Vedvik, Kaare 33 yd. field goal, 6-66 2:27  
 2nd 8:20 MAR- Vedvik, Kaare 45 yd. field goal, 9-56 3:47  
 5:26 NCS- Louis, S. 24 yd. pass from Finley, R. (Wise, C. kick), 6-68 2:48  
 5:07 MAR- Brady 75 pass from Litton, Chase (Vedvik, Kaare kick) 1-75 0:12  
 2:05 NCS- Samuels, J. 39 yd. pass from Finley, R. (Wise, C. kick) 8-80 2:56  
 0:16 NCS- Harmon, 34 pass from Finley, R. (Wise, C. kick failed), 7-82 1:21  
 3rd 7:58 NCS- Gallaspy, R. 1 yd. run (Wise, C. kick), 13-70 6:56  
 4th 3:58 NCS- Gallaspy, R. 23 yd. run (Wise, C. kick), 1-23 0:06

	NCSU	MAR
FIRST DOWNS	23	18
RUSHES-YARDS	144	101
PASSING YARDS	341	250
Att-Comp-Int	36-20-0	43-26-1
TOTAL OFFENSE	485	451
KICK RETURNS (#-Yards)	4-94	7-112
PUNT RETURNS (#-Yards)	0-0	0-0
INT RETURNS (#-Yards)	1-4	0-0
PUNTS (#-Avg)	4-42.2	4-44.5
FUMBLES-LOST	0-0	1-1
PENALTIES-YARDS	3-33	9-96
TIME OF POSSESSION	30:57	29:03
THIRD-DOWN CONVERSIONS	3-10	6-15
FOURTH-DOWN CONVERSIONS	1-2	1-2
RED-ZONE SCORES/CHANCES	2-3	2-3
SACKS BY (#-YARDS)	1-11	2-9

**RUSHING (Att-Yds-TD): NC State** - Gallaspy, R. 12-61-2; Finley, R. 5-42-0; **Marshall:** Davis, K. 8-74-0; Anderson, A. 4-20-0

**PASSING (C-A-YDS-I-TD): NC State** - Finley, R. 29-36-341-0-3; **Marshall:** Chase, L. 26-43-350-1-2

**RECEIVING (Rec-Yds-TD): NC State** - Harmon, K. 9-121-1; Louis, S. 5-73-1; Samuels, J. 5-60-1; **Marshall:** Brady, T. 11-248-1; Williams, M. 4-46-0; Johnson, W. 4-20-1


**INTERCEPTIONS (#-Yds): NC State** - Moore, A. 1-4; **Marshall** - none

**FUMBLES (#-Lost): NC State** - None; **Marshall:** Rodriguez, T. 1-1

**TACKLES (Ht-Ast-Tot): NC State** - Chubb, B. 6-1-7; Alston, J. 5-2-7; Fernandez, J. 3-4-4 ; **Marshall:** Gant, M. 9-8-17; Hernandez, F. 2-8-10; Hancock, C. 2-8-10



**GAME 7: NC STATE vs. PITT**
**GAME REVIEWS**

9/16/17 • Carter-Finley Stadium • 56,166 • Raleigh, N.C.			
	<b>NC STATE</b>		<b>49</b>
	<b>FURMAN</b>		<b>16</b>

**RALEIGH** - NC State scored a touchdown on four of its five first-half offensive possessions and defeated visiting Furman, 49-16, Saturday afternoon at Carter-Finley Stadium.

H-Back Jaylen Samuels finished with three rushing scores, nickel Shawn Boone returned a third quarter interception 47 yards for a score, and QB Ryan Finley extended his interception-free streak to 192 attempts dating back to last season.

Score by Quarters	1	2	3	4	Score	
NC State	14	14	21	0	--	49
Furman	3	10	0	3	--	16
						Record: (2-1)
						Record: (0-3)

**Scoring Summary**

1st 09:53 FUR - Atkins, Grayson 46 yd. Field goal, 11-47 5:07  
 04:46 NCS - Samuels, J. 2 yd. run (Wise, C. kick), 12-75 5:07  
 00:43 NCS - Ramos, J. 30 yd. pass from Finley. (Wise, C. kick), 7-60 2:39  
 2nd 12:24 FUR - Atkins, Grayson 34 yd. field goal, 9-58 3:19  
 09:34 NCS - Samuels, J. 1 yd. run (Wise, C. kick), 6-42 2:38  
 02:35 FUR - Schumpert 71 pass from Blazejowski (Atkins kick) 4-93 1:37  
 00:18 NCS - Samuels, J. 1 yd. run (Wise, C. kick), 11-76 2:11  
 3rd 07:10 NCS - Hines, N. 28 yd. run (Wise, C. kick), 4-49 1:27  
 01:58 NCS - Nichols, D. 9 yd. run (Wise, C. kick), 2-23 0:29  
 4th 13:36 FUR - Atkins, Grayson 46 field goal, 8-46 3:22

	NCSU	FUR
FIRST DOWNS	25	16
RUSHES-YARDS	242	133
PASSING YARDS	248	196
Att-Comp-Int	30-24-0	19-11-1
TOTAL OFFENSE	490	329
KICK RETURNS (#-Yards)	3-91	2-41
PUNT RETURNS (#-Yards)	0-0	0-0
INT RETURNS (#-Yards)	1-47	0-0
PUNTS (#-Avg)	3-37.7	3-40.0
FUMBLES-LOST	1-0	2-2
PENALTIES-YARDS	5-50	1-5
TIME OF POSSESSION	29:16	30:44
THIRD-DOWN CONVERSIONS	7-11	8-16
FOURTH-DOWN CONVERSIONS	0-0	0-1
RED-ZONE SCORES/CHANCES	4-5	0-0
SACKS BY (#-YARDS)	2-5	1-12

**RUSHING (Att-Yds-TD): NC State** - Hines, N. 11-92-1; McClendon, J. 6-67-0; Nichols, D. 6-38-1; **Furman:** Triston, L. 4-50-0; Dirks, K. 7-34-0

**PASSING (C-A-YDS-I-TD): NC State** - Finley, R. 22-27-231-0-1; McClendon, J. 2-3-17-0-0; **Furman:** Blazejowski, PJ. 9-17-180-1-1

**RECEIVING (Rec-Yds-TD): NC State** - Samuels, J. 6-75-0; Louis, S. 6-56-0; **Furman:** Schumpert, A. 4-107-1; Luke, T. 2-16-0

**IINTERCEPTIONS (#-Yds): NC State** - Boone, J. 1-47; **Furman** - none

**FUMBLES (#-Lost): NC State** - 1-0; **Furman:** 2-2

**TACKLES (Ht-Ast-Tot): NC State** - CRoseboro, D. 3-6-9; Moore, A. 4-4-8; Jones, J. 4-3-7; **Furman:** Annoor, A. 6-7-13; Okeh, B. 2-4-6; Ellis, R. 2-4-6

9/23/17 • Doak Campbell Stadium • 73,541 • Tallahassee, Fla.			
	<b>NC STATE</b>		<b>27</b>
	11/12 <b>FLORIDA STATE</b>		<b>21</b>

**TALLAHASSEE, FLA.** - Leading from start to finish, NC State opened the ACC portion of its schedule with a 27-21 win at No. 12 Florida State in Tallahassee. The Wolfpack (3-1, 1-0 ACC) jumped out to a 10-0 lead after the first quarter, and a fourth quarter touchdown with 9:16 left gave the Pack its first road win over a ranked foe since 2008.

NC State opened the scoring with a 10-0 lead after a pair of scores on its first two possessions of the game - a 24-yard Carson Wise field goal then a two-yard Jaylen Samuels TD run. Florida State answered with a touchdown early in the second quarter, only to be answered by Jakobi Meyers' 71-yard catch and run with 1:34 left. FSU added a field goal seconds before the half, as NC State had a 17-10 halftime lead.

The teams traded field goals in the third quarter, as the Pack held a 20-13 lead going into the fourth. FSU cut the lead to 20-16 with a field goal, but Samuels scored his second TD of the game on the next possession to increase the lead. FSU added a safety and another field goal to cut the lead to 27-21 with 3:01 left, but NC State got a first down and kept possession the rest of the game.

Score by Quarters	1	2	3	4	Score	
NC State	10	7	3	7	--	27
Florida State	0	10	3	8	--	21
						Record: (3-1)
						Record: (0-2)

**Scoring Summary**

1st 08:09 NCS - Wise, C. 24 yd field goal 12 plays, 58 yards, 4:34  
 03:20 NCS - Samuels 2 yd run (Wise kick ), 10 plays, 76 yards, 4:28  
 2nd 12:24 FSU - Tate 4 pass from Blackman (Aguayo kick) 12 plays, 75 yds, 5:56  
 2nd 01:34 NCS - Meyers 71 pass from Finley (Wise kick ) 4 plays, 80 yards, TOP 1:33  
 2nd 00:05 FSU - Aguayo, R 37 yd field goal 10 plays, 39 yards, TOP 1:24  
 3rd 11:33 FSU - Aguayo, R 36 yd field goal 6 plays, 44 yards, TOP 1:58  
 3rd 06:06 NCS - Wise, C. 30 yd field goal 11 plays, 63 yards, TOP 5:27  
 4th 14:08 FS - Aguayo, R 37 yd field goal 7 plays, 68 yards, TOP 3:06  
 4th 09:16 NCS - Samuels 14 pass from Finley (Wise kick) 10 plays, 75 yds, 4:52  
 4th 06:26 FS - TEAM 4 yd safety  
 4th 03:01 FS - Aguayo, R 34 yd field goal 4 plays, 6 yards, TOP 0:30

	NCSU	FSU
FIRST DOWNS	21	15
RUSHES-YARDS	110	104
PASSING YARDS	225	278
Att-Comp-Int	33-23-0	39-22-0
TOTAL OFFENSE	365	382
KICK RETURNS (#-Yards)	1-21	3-100
PUNT RETURNS (#-Yards)	0-0	4-38
INT RETURNS (#-Yards)	0-0	0-0
PUNTS (#-Avg)	5-32.2	4-47.2
FUMBLES-LOST	0-0	1-1
PENALTIES-YARDS	6-41	11-93
TIME OF POSSESSION	33:23	26:38
THIRD-DOWN CONVERSIONS	5-12	4-14
FOURTH-DOWN CONVERSIONS	1-1	1-2
RED-ZONE SCORES/CHANCES	4-4	5-6
SACKS BY (#-YARDS)	4-21	1-1

**RUSHING (Att-Yds-TD): NC State** - Hines, N. 24-94-0; Samuels 5-11-1; **FSU:** Akers, C. 12-55-0; Patrick, J. 8-38-0


**PASSING (C-A-YDS-I-TD): NC State** - Finley, R. 22-32-230-0-2; Samuels, J. 1-1-25-0-0; **FSU:** Blackman, J. 22-28-278-1

**RECEIVING (Rec-Yds-TD): NC State** - Meyers, J. 5-112-1; Samuels, J. 12-64-1; **FSU:** Tate, A. 9-38-1; Campbell, G. 3-85-0

**IINTERCEPTIONS (#-Yds): NC State** - none; **FSU** - none

**FUMBLES (#-Lost): NC State** -none; **FSU:** 1-1

**TACKLES (Ht-Ast-Tot): NC State** - Fernandez, J. 3-6-9; Alston, J. 5-2-7; Chubb, B. 5-2-7; **FSU:** Hoskins, R. 5-4-9; James, D. 5-3-8; Marshall, T. 4-2-6

9/30/17 • Carter-Finley Stadium • 56,197 • Raleigh, N.C.			
	NC STATE	33	
	SYRACUSE	25	

**RALEIGH, N.C.** – Leading from start to finish for the second week in a row, NC State started ACC play 2-0 with a 33-25 home win over Syracuse.

Celebrating its annual Military Appreciation Day, NC State came out of the gates hot and scored on each of its first five possessions in building a 26-7 halftime lead. PK Carson Wise hit back-to-back field goals to start the scoring, and Ryan Finley found Stephen Louis for a 20-yard TD pass to cap the first quarter scoring as the Pack jumped out to a 13-0 lead.

Syracuse got on the scoreboard early in the second quarter, but NC State notched back-to-back TD runs - Reggie Gallaspy 10 yards and Jaylen Samuels 16 yards - to close out the first half scoring.

Syracuse scored 10 unanswered points in the third quarter, cutting NC State's lead to 26-17 entering the fourth. The Pack iced the game on the first possession of the fourth, when Nyheim Hines punched in a 1-yard score with just over nine minutes to play.

Syracuse tacked on another TD with under five minutes left and cut the lead to a single possession, but after a missed onside kick, NC State ran out the clock the rest of the way with a pair of first downs to improve to 3-0 at home.

Score by Quarters	1	2	3	4	Score	
NC State	13	13	0	7	--	33
Syracuse	0	7	10	8	--	25

Record: (4-1)  
Record: (2-3)

#### Scoring Summary

1st 08:01 NCS Wise 26 FG, 15-57, 6:59  
04:44 NCS Wise 48 FG, 7-26, 2:47  
00:25 NCS Louis 20 pass from Finley (Wise kick), 5-70, 1:04  
2nd 12:12 SU - Dungey 7 run (Murphy kick), 10-75, 3:13  
09:50 NCS - Gallaspy 10 run (Wise kick failed), 5'75, 2:22  
02:21 NCS - Samuels 16 run (Wise kick), 10-83, 5:26  
3rd 12:00 SU - Dungey 1 run (Murphy kick), 9-78, 2:56  
02:34 SU - Hofrichter 38 FG, 13-69, 4:58  
4th 09:52 NCS - Hines 1 run (Wise kick), 10-65, 5:02  
04:39 SU - Ishmael 10 pass from Dungey (Dungey rush), 5-33, 1:03

	NCSU	SYR
FIRST DOWNS	29	20
RUSHES-YARDS	47-256	30-59
PASSING YARDS	206	385
Att-Comp-Int	34-21-0	48-30-1
TOTAL OFFENSE	462	444
KICK RETURNS (#-Yards)	2-33	4-57
PUNT RETURNS (#-Yards)	0-0	2-32
INT RETURNS (#-Yards)	1-0	0-0
PUNTS (#-Avg)	4-51.8	3-47.0
FUMBLES-LOST	0-0	0-0
PENALTIES-YARDS	6-49	12-93
TIME OF POSSESSION	36:29	23:31
THIRD-DOWN CONVERSIONS	3-12	7-17
FOURTH-DOWN CONVERSIONS	2-2	3-5
RED-ZONE SCORES/CHANCES	5-6	4-6
SACKS BY (#-YARDS)	3-24	0-0

**RUSHING (Att-Yds-TD): NC State** - Hines, N. 9-115-1; Samuels, J. 9-74-; Gallaspy, R. 10-33-1; **Syracuse:** Dungey, E. 16-44-2; Elmore, C. 5-14-0

**PASSING (C-A-YDS-I-TD): NC State** - Finley, R. 20-33-186-0-1; Locklear, G. 1-1-20-0-0; **Syracuse:** Dungey, E. 30-47-385-1-1

**RECEIVING (Rec-Yds-TD): NC State** - Louis, S. 4-67-1; Meyers, J. 7-57-0; **Syracuse:** Phillips, E. 17-188-0; Ishmael, S. 6-120-1

**INTERCEPTIONS (#-Yds): NC State** - Alston, J. 1-0; **Syracuse** - none

**TACKLES (Ht-Ast-Tot): NC State** -Fernandez, J. 7-7-14; Chubb, B. 3-5-8; Morehead, J. 6-2-8; **Syracuse:** Bennet, P. 6-7-13; Franklin, Z. 3-8-11; Forster, E. 6-2-8

10/5/17 • Carter-Finley Stadium • 56,107 • Raleigh, N.C.			
	24/24 NC STATE	33	
	17/17 LOUISVILLE	25	

**RALEIGH, N.C.** – No. 24 NC State scored TDs on back-to-back drives and clinched the game on a 25-yard interception return for another score to win its fifth straight game and defeat No. 17 Louisville.

After a scoreless first quarter in the first battle of ranked foes at Carter-Finley since 2000, the two teams combined for 27 points in the second quarter. The scoring started when NC State's Ryan Finley found Kelvin Harmon for a 48-yard score.

Louisville answered with a 23-yard Lamar Jackson to Seth Dawkins TD to even the game at 7-7. The Pack tacked on a field goal and then Nyheim Hines scampered in for an 11-yard score with 1:47 left before the half. The Cardinals kicked a field goal to end the opening 30 minutes, as NC State held a 17-10 lead.

After Louisville cut the score to 17-13 late in the third quarter, the Wolfpack scored touchdowns on two straight drives, with 1:35 left in the third quarter and then five minutes into the fourth, to go up 32-19 with 10:07 remaining after a two-point conversion.

Louisville got the game to a single-possession contest with a TD with 4:10 left at 32-25. After holding the Pack to a three-and-out, Louisville got the ball back with 3:07 left but pinned back at their 10-yard line. After an incomplection, LB Germaine Pratt picked off a Louisville pass and returned it 25 yards for the game clinching score with just under three minutes left.

Score by Quarters	1	2	3	4	Score	
NC State	0	17	7	15	--	39
Louisville	0	10	3	12	--	25

Record: (5-1)  
Record: (4-2)

#### Scoring Summary

2nd 11:47 NCS- Harmon 48 pass from Finley (Wise kick), 5-59, 1:42  
7:27 LOU- Dawkins 23 pass from Jackson (Creque kick), 9-75, 4:20  
5:03 NCS- Wise 21 FG, 6-87, 2:21  
1:47 NCS- Hines 11 run (Wise kick), 7-77, 1:36  
0:00 LOU- Creque 28 FG, 11-68, 1:42  
3rd 5:16 LOU- Creque 38 FG, 8-49, 3:59  
1:35 NCS- Hines 7 run (Wise kick), 9-78, 3:36  
4th 12:39 LOU-Jackson 4 run (Jackson pass failed), 9-62, 3:48  
10:07 NCS- Gallaspy 3 run (Hines pass from Finley), 5-45, 2:22  
4:10 LOU- Jackson 3 run (Creque kick blocked), 7-80, 2:04  
2:52 NCS- Pratt 25 INT return (Wise kick),

	NCSU	LOU
FIRST DOWNS	23	25
RUSHES-YARDS	153	116
PASSING YARDS	367	354
Att-Comp-Int	20-32-0	26-48-1
TOTAL OFFENSE	520	470
KICK RETURNS (#-Yards)	4-105	3-71
PUNT RETURNS (#-Yards)	2-3	0-0
INT RETURNS (#-Yards)	1-25	0-0
PUNTS (#-Avg)	3-45.0	5-40.6
FUMBLES-LOST	2-1	0-0
PENALTIES-YARDS	6-50	10-69
TIME OF POSSESSION	30:33	29:27
THIRD-DOWN CONVERSIONS	5-12	9-16
FOURTH-DOWN CONVERSIONS	1-1	0-1
RED-ZONE SCORES/CHANCES	4-6	3-4
SACKS BY (#-YARDS)	4-24	0-0

**RUSHING (Att-Yds-TD): NC State** - Hines, N. 18-102-2; Gallaspy, R. 8-31-1; **Louisville** - Jackson, L. 19-73-2; Williams, M. 6-30-0

**PASSING (C-A-YDS-I-TD): NC State** - Finley, R. 20-31-367-0-1; **Louisville** - Jackson, L. 26-47-354-1-1

**RECEIVING (Rec-Yds-TD): NC State** - Harmon, K. 6-133-1; Samuels, J. 7-104-0; Louis, S. 3-99-0; **Louisville** - Fitzpatrick, D. 10-134-1; Dawkins, S. 5-133-1; Reed, C. 3-41-0

**FUMBLES (#-Lost): NC State** -2-1; **Louisville**- 0-0

**INTERCEPTIONS (#-Yds): NC State** - Pratt 1-25-1; **Louisville**- non

**TACKLES (Ht-Ast-Tot): NC State** -Morehead, J. 7-4-11; Moore, A. 4-4-8; Fernandez, J. 3-4-7; **Louisville**- Young, T. 3-5-8; Williams, C. 3-4-7; Etheridge, D. 1-5-6

# THE LAST TIME ... NC STATE

## TEAM

CATEGORY	LAST TIME	SPAN OF GAMES
Scored 50+.....	63 vs. S. Alabama (9/26/15).....	28
Scored 60+.....	63 vs. S. Alabama (9/26/15).....	28
Score < 10.....	0 vs. Clemson (10/4/14).....	39
Was Shutout.....	vs. Clemson (10/4/14).....	39
Shut out opponent.....	Eastern Kentucky (9/12/15).....	30
300+ yds rushing.....	308 vs. UNC (11/28/15).....	20
400+ yds rushing.....	400 vs. W. Carolina (1990).....	337
<100 yds rushing.....	89 vs. S. Carolina (9/2/17).....	5
300+ yds passing.....	367 vs. Louisville (10/5/17).....	0
400+ yds passing.....	415, S. Carolina (9/2/17).....	5
500+ yds passing.....	535 vs. Duke (1989).....	336
<200 yds total offense.....	198 vs. Notre Dame (10/8/16).....	14
30+ first downs.....	31 vs. FSU (11/5/16).....	10
100+ penalty yards.....	144 vs. W. Forest (10/1/16).....	15
2+ fumbles lost.....	2 vs. S. Carolina (9/2/17).....	5
Scored a safety.....	UNC (11/20/10).....	85
Allowed a safety.....	Florida State (9/23/17).....	2
Forced 4 or more TOs.....	4 vs. Clemson (10/15/16).....	13
Committed 4 or more TOs.....	4 vs. Duke (11/9/13).....	48
Intercepted 3 or more passes.....	3 v.s Vanderbilt (12/26/16).....	6

## INDIVIDUAL

RUSHING	MARK, PLAYER, LAST TIME	SPAN OF GAMES
100+ yds rushing.....	102, Nyheim Hines, Louisville, 10/5/17.....	0
200+ yds rushing.....	205, Matt Dayes, WF, 10/24/15.....	25
100+ yds by 2 players.....	104, Dayes; III, Thornton , USA, 9/26/15.....	28
QB Rushes for 100+ yds.....	128, Jacoby Brissett vs. UNC, 11/28/15.....	20
100 yd rushing + 100 passing.....	128, 206, J. Brissett , UNC, 11/28/15.....	20
30+ carries.....	30, Brandon Mitchell, Md, 11/30/13.....	45
Consec. 100-yd games.....	115, Hines, Syracuse, 9/30/17; 102, Louis., 10/5/17.....	0
50-59 yard run.....	54, Matt Dayes, ECU, 9/10/16.....	17
60-69 yard run.....	66, Jaylen Samuels, Clemson, 10/31/15.....	24
70-79 yard run.....	77, Matt Dayes, South Alabama, 9/26/15.....	28
80+ yard run.....	85, Matt Dayes, W. Forest, 10/24/15.....	25
2+ rushing TDs.....	2, Nyheim Hines, Louisville, 10/5/17.....	0
3+ rushing TDs.....	3, Jaylen Samuels, Furman, 9/16/17.....	3

### PASSING

300+ yds passing.....	367, Ryan Finley, Louisville, 10/5/17.....	0
400+ yds passing.....	415, Ryan Finley, S. Carolina, 9/2/17.....	5
500+ yds passing.....	535, Shane Montgomery , Duke, 11/11/89.....	336
40+ pass attempts.....	64, Ryan Finley, S. Carolina, 9/2/17.....	5
50+ pass attempts.....	64, Ryan Finley, S. Carolina, 9/2/17.....	5
25+ completions.....	29, Ryan Finley, Marshall, 9/9/17.....	4
3 TD passes.....	3, Ryan Finley, Marshall, 9/9/17.....	3
4 TD passes.....	4, Brandon Mitchell, East Carolina, 11/23/13.....	44
5+ TD passes.....	Mike Glennon (5), UNC, 10/27/12.....	60
Consec. 300+ yd gm.....	R. Finley, 415, SC, 9/2; 341, Marshall, 9/9/17.....	4
50+ yd completion.....	79, Finley to Samuels, Louisville, 10/5/17.....	0
70+ yd completion.....	79, Finley to Samuels, Louisville, 10/5/17.....	0
80+ yd. completion.....	80, Finley to Louis, East Carolina, 9/10/16.....	17
350+ yds Total Offense.....	386, Ryan Finley, Louisville, 10/5/17.....	0

### RECEIVING

100+ yds receiving.....	104, Jaylen Samuels, Louisville, 10/5/17.....	0
.....	133, Kelvin Harmon, Louisville, 10/5/17.....	0
200+ yds receiving.....	219, Tobais Palmer, Clemson, 11/17/12.....	72
100+ yds rec./2 plr.....	219, Tobais Palmer; 105 Mario Carter, Clem., 11/17/12.....	72
10+ receptions.....	12, Jaylen Samuels, Florida St, 9/23/17.....	2
15+ receptions.....	15, Jaylen Samuels, S. Carolina, 9/2/17.....	5
Consec. 100-yd gms.....	Harmon, 115, SC, 9/2/17; 121, Marshall, 9/9/17.....	4
50+ yd reception.....	79, Jaylen Samuels, Louisville, 10/5/17.....	0
70+ yd reception.....	79, Jaylen Samuels, Louisville, 10/5/17.....	0
80+ yd reception.....	82, Pharoah McKeever, Miss. St. (12/28/15).....	19
3+ TDs in a game.....	3, Jaylen Samuels, Vanderbilt, 12/26/16.....	6

## SPECIAL TEAMS

50+ yd. FG.....	50, Niklas Sade , Miami, 9/29/12.....	65
Game winning FG (reg).....	48 yds (33 sec), Niklas Sade, Richmond, 9/7/13.....	54
Game winning FG (OT).....	42 yds (1OT), Steven Hauschka, Miami, 11/3/07.....	123
60-yd punt.....	65, A.J. Cole III vs. Syracuse, 9/30/17.....	1
70-yd punt.....	72, A.J. Cole, III, Wake Forest, 10/1/16.....	16
50-yd punt avg (min. 3).....	54.5, A.J. Cole, Wake Forest, 10/1/16.....	16
100+ yds in KOR.....	105, Nyheim Hines, Louisville, 10/5/17.....	0
TD on Kickoff Return.....	100 yds, Nyheim Hines, Vanderbilt, 12/26/16.....	6
100+ yds in PR.....	102, Darrell Blackman, Florida State, 11/11/04.....	158
TD on Punt Return.....	52 yds, Bra'Lon Cherry, Wake Forest, 10/24/15.....	25
TD on opening KOR.....	Lamont Reid, East Tennessee St., 8/31/02.....	193
TD on NC St. 1st KOR.....	Darrell Blackman, Clemson, 9/22/07.....	129
Blocked FG.....	Alan-Michael Cash, North Carolina, 11/28/09.....	96
Blocked Punt.....	Pharoah McKeever, Notre Dame, 10/8/16.....	14
TD on Blk Punt.....	Pharoah McKeever blk, Dexter Wright RET, ND, 10/8/16.....	14

## DEFENSE

10+ tackles.....	11, Jarius Morehead, Louisville, 10/5/17.....	0
15+ tackles.....	15, Josh Jones, Miami, 11/19/16.....	8
20+ tackles.....	20, Andre Maddox, Georgia Tech, 11/2/02.....	185
5+ TFL.....	8, Nate Irving, W. Forest, 11/13/10.....	73
4+ sacks.....	4, Mario Williams vs. Maryland, 11/6/05.....	146
2+ interceptions.....	2, Jerod Fernandez, Florida State, 9/27/14.....	40
Fumble rec. for TD.....	Garland Heath. UVA., 11/1/03.....	171
Fumble ret. for TD.....	Brandon Bishop (33 yards) vs. Georgia Tech, 10/1/11.....	78
TD on INT return.....	25, Germaine Pratt, Louisville, 10/5/17.....	0
100 yds in INT rets.....	Marcus Hudson (100) at Duke, 11/3/01.....	199
Forced a safety.....	Terrell Manning (10 yd sack) vs. UNC, 11/20/10.....	85

## SCORING

Scored 20+ points.....	30, T.A. McLendon at Texas Tech, 9/21/02.....	89
Scored 5+ TDs.....	5, T. A. McLendon at Texas Tech, 9/21/02.....	89
Made 3+ FGs.....	Niklas Sade (4), vs. UNC, 11/2/13.....	48
Made 7+ PATs.....	7, Carson Wise, Furman, 9/16/17.....	3
2-pt conversion.....	Nyheim Hines from Ryan Finley, Louisville, 10/5/17.....	0
OL scored TD.....	Derek Green fumble recovery, Fla. St., 11/10/01.....	185
TD on 1st offensive play.....	Anthony Barbour, Maryland, 11/23/91.....	314
TD on 1st defensive play.....	Nate Irving, Clemson, 9/13/08.....	118



# THE LAST TIME ... OPPONENT

## TEAM

CATEGORY	LAST TIME	SPAN OF GAMES
Scored 50+.....	56, Clemson, 10/31/15.....	24
Scored 60+.....	62, Clemson, 11/17/12.....	59
Score < 10.....	3, Notre Dame, 10/8/16.....	14
Was Shutout.....	E. Kentucky, 9/12/15.....	30
300+ yds rushing.....	374, UNC, 11/28/15.....	20
400+ yds rushing.....	479, Georgia Tech, 11/8/14.....	35
<100 yds rushing.....	31, S. Carolina, 9/2/16.....	5
300+ yds passing.....	354, Louisville, 10/5/17.....	0
400+ yds passing.....	516, Miami, 9/29/12.....	65
500+ yds passing.....	516, Miami, 9/29/12.....	65
<200 yds total offense.....	113, Notre Dame, 10/8/16.....	13
30+ first downs.....	30, Clemson 10/15/16.....	13
100+ penalty yards.....	103, Clemson, 10/4/14.....	39
2+ fumbles lost.....	2, Louisville, 10/22/16.....	12
Scored a safety.....	Florida State, 9/23/17.....	2
Allowed a safety.....	UNC, 11/20/10.....	85
Forced 4 or more TOs.....	4, Duke, 11/9/13.....	48
Committed 4 or more TOs.....	4, Clemson, 10/15/16.....	13
Intercepted 3 or more passes.....	3, Louisville, 10/22/16.....	12

## INDIVIDUAL

RUSHING	MARK, PLAYER, LAST TIME	SPAN OF GAMES
100+ yds rushing.....	111, Ralph Webb, Vanderbilt, 12/26/16.....	6
200+ yds rushing.....	220, Elijah Hood, UNC, 11/28/15.....	20
100+ yds by 2 players.....	220, Hood; 100 Logan, UNC, 11/28/15.....	20
QB Rushes for 100+ yds.....	121, Lamar Jackson, Louisville, 10/3/15.....	27
100 yd rushing + 100 passing.....	121/103, Jackson, Louisville, 10/3/15.....	27
30+ carries.....	31, Wayne Gallman, Clemson, 10/31/15.....	25
50-59 yard run.....	53, K. Davis, 9/9/17.....	4
60-69 yard run.....	60, J. Smith, Boston College, 10/29/16.....	11
70-79 yard run.....	75, J. Fredericks, Syracuse, 11/21/15.....	21
80+ yard run.....	80, Kevin Smith, UCF, 9/1/07.....	132
2+ rushing TDs.....	2, L. Jackson, Louisville, 10/5/17.....	0
3+ rushing TDs.....	3, M. Walton, Miami, 11/19/16.....	8

## PASSING

300+ yds passing.....	354, L. Jackson, Louisville, 10/5/17.....	0
400+ yds passing.....	426, Tajh Boyd, Clemson, 11/17/12.....	59
500+ yds passing.....	566, Stephen Morris, Miami, 9/29/12.....	65
40+ pass attempts.....	47, L. Jackson, Louisville, 10/5/17.....	0
50+ pass attempts.....	52, D. Watson, Clemson, 10/15/16.....	13
60+ pass attempts.....	63, B.J. Symons, Texas Tech, 9/20/03.....	177
25+ completions.....	26, L. Jackson, Louisville, 10/5/17.....	0
3 TD passes.....	3, Mitch Trubisky, UNC, 11/25/16.....	7
4 TD passes.....	4, Dak Prescott, Miss. State, 12/30/15.....	20
5+ TD passes.....	5, Deshaun Watson, Clemson, 10/31/15.....	24
50+ yd completion.....	65, Jackson to Dawkins, Louisville, 10/5/17.....	0
70+ yd completion.....	71, Blazejewski to Schumpert, Furman, 9/16/17.....	3
80+ yd. completion.....	81, Mahoney to Etta-Tawo, Syracuse, 11/12/16.....	10
350+ yds Total Offense.....	427, L. Jackson (73r, 354p), Louisville, 10/5/17.....	0

## RECEIVING

100+ yds receiving.....	134, D. Fitzpatrick, Louisville, 10/5/17.....	0
.....	133, S. Dawkins, Louisville, 10/5/17.....	0
200+ yds receiving.....	224, Torrey Smith, Maryland, 11/27/10.....	84
100+ yds rec./2 plr.....	Fitzpatrick/Dawkins, Louisville, 10/5/17.....	0
10+ receptions.....	10, Fitzpatrick, Louisville, 10/5/17.....	0
50+ yd reception.....	65, Dawkins, Louisville, 10/5/17.....	0
70+ yd reception.....	75, T. Brady, Marshall, 9/9/16.....	4
80+ yd reception.....	81, Amba Etta-Tawo, Syracuse, 11/12/16.....	9
3+ TDs in a game.....	4, Torrey Smith, Maryland, 11/27/10.....	84

## SPECIAL TEAMS

50+ yd. FG.....	52, Tommy Openshaw, Vanderbilt, 12/26/16.....	6
Game winning FG (reg).....	20 yds, 6 secs, Obi Ekekeze, Maryland, 10/25/08.....	113
60-yd punt.....	64, J. Charlton, S. Carolina, 9/2/16.....	5
70-yd punt.....	76, Pat O'Donnell, Cincinnati, 9/22/11.....	79
50-yd punt avg (min. 3).....	59.7, Pat O'Donnell, Cincinnati, 9/22/11.....	79
100+ yds in KOR.....	139, Justus Pickett, Maryland, 11/26/11.....	71
TD on Kickoff Return.....	97, Deebo Samuels, South Carolina, 9/2/16.....	5
100+ yds in PR.....	.....	.....
TD on Punt Return.....	74, Giovani Bernard, UNC, 10/27/12.....	62
TD on opening KOR.....	97 yds, Deebo Samuel, SC, 8/2/162.....	5
Blocked FG.....	Christian Wilkins, Clemson, 10/15/151.....	13
Blocked Punt.....	Brian Burns, Florida St., 9/23/17.....	2
TD on Blk Punt.....	Wallace Wright blk, Quinton Person rec, UNC, 9/24/05.....	154

## DEFENSE

10+ tackles.....	13, P. Bennett, 11, Z. Franklin, Syracuse, 9/30/17.....	1
15+ tackles.....	17, Malik Gant, Marshall, 9/9/17.....	4
20+ tackles.....	23, Daryl Mapp, UNC, 11/10/07.....	123
2+ interceptions.....	2, DeVon Edwards, Duke, 11/9/13.....	48
Fumble rec. for TD.....	16 yds, Vic Beasley, Clemson, 10/4/14.....	39
Fumble ret. for TD.....	66 yds, Dexter McDougle, Maryland, 11/26/11.....	71
TD on INT return.....	35, 45 yds, DeVon Edwards, Duke, 11/8/13.....	48
100 yds in INT rets.....	114, Patrick Hinton, South Carolina, 10/29/88.....	353
Forced a safety.....	9-yard sack, W. Hall, Virginia, 11/3/12.....	61

## SCORING

Scored 20+ points.....	24, Torrey Smith, Maryland, 11/27/10.....	84
Made 4+ FGs.....	4, B. Creque, Louisville, 12/26/16.....	12
Made 7+ PATs.....	7, Huegel, Clemson, 10/31/15.....	24
2-pt conversion.....	E. Dungey rush, Syracuse, 9/30/17.....	1

2017 STATISTICS

(5-1 overall, 3-0 Atlantic Coast Conference)										
Date	St	W-L	Score	Opponent	Att./Time	TV	Rusher (Att-Yds-TD)	Passer (C-A-Yds-TD-I)	Receiver (Rec-Yds-TD)	Tackler (Tkl)
9/2	N	L	28-35	vs. South Carolina	50,367	ESPN	Hines (15-81-1)	Finley (45-64-415-2-0)	Samuels (15-85-1)	Fernandez (9)
9/9	H	W	37-20	Marshall	57,430	ACCN Extra	Gallaspy (12-61-2)	Finley (29-36-341-3-0)	Harmon (9-121-1)	Chubb, Alston, Fernandez (7)
9/16	H	W	49-16	Furman	56,166	ACCN	Hines (11-92-1)	Finley (22-27-231-1-0)	Samuels (6-75-0)	Roseboro (9)
9/23	A	W	27-21	at <sup>12/11</sup> Florida State	73,541	ABC	Hines (24-94-0)	Finley (22-32-230-2-0)	Samuels (12-64-1)	Fernandez (9)
9/30	H	W	33-25	Syracuse	56,197	ACCN	Hines (19-115-1)	Finley (20-33-186-1-0)	Meyers (7-57-0)	Fernandez (14)
10/5	H	W	39-25	<sup>12/17</sup> Louisville	56,107	ESPN	Hines (18-102-2)	Finley (20-31-367-1-0)	Samuels (7-104-0)	Morehead (11)
10/14	A			at Pittsburgh	12 PM	RSN				
10/28	A			at Notre Dame	3:30 PM	NBC				
11/4	H			Clemson	TBA	TBA				
11/11	A			at Boston College	TBA	TBA				
11/18	A			at Wake Forest	TBA	TBA				
11/25	H			North Carolina	TBA	TBA				

TEAM STATISTICS					
TEAM STATISTICS	ST	OPP			
SCORING	213	142			
Points Per Game	35.5	23.7			
Points Off Turnovers	31	14			
FIRST DOWNS	150	106			
Rushing	55	39			
Passing	83	63			
Penalty	12	4			
RUSHING YARDAGE	994	544			
Yards gained rushing	1131	721			
Yards lost rushing	137	177			
Rushing Attempts	230	178			
Average Per Rush	4.3	3.1			
Average Per Game	165.7	90.7			
TDs Rushing	16	5			
PASSING YARDAGE	1832	1778			
Comp-Att-Int	162-229-0	132-226-5			
Average Per Pass	8.0	7.9			
Average Per Catch	11.3	13.5			
Average Per Game	305.3	296.3			
TDs Passing	10	9			
TOTAL OFFENSE	2826	2322			
Total Plays	459	404			
Average Per Play	6.2	5.7			
Average Per Game	471.0	387.0			
KICK RETURNS: #-Yards	16-383	23-522			
PUNT RETURNS: #-Yards	5-43	9-96			
INT RETURNS: #-Yards	5-76	0-0			
KICK RETURN AVERAGE	23.9	22.7			
PUNT RETURN AVERAGE	8.6	10.7			
INT RETURN AVERAGE	15.2	0.0			
FUMBLES-LOST	7-3	4-4			
PENALTIES-Yards	34-288	49-391			
Average Per Game	48.0	65.2			
PUNTS-Yards	23-986	25-1111			
Average Per Punt	42.9	44.4			
Net punt average	37.0	41.1			
KICKOFFS-Yards	41-2414	31-1915			
Average Per Kick	58.9	61.8			
Net kick average	36.4	39.7			
TIME OF POSSESSION/Game	32:53	27:07			
3RD-DOWN Conversions	32/77	39/90			
3rd-Down Pct	42%	43%			
4TH-DOWN Conversions	7/10	5/11			
4th-Down Pct	70%	45%			
SACKS BY-Yards	17-109	8-56			
TOUCHDOWNS SCORED	28	15			
FIELD GOALS-ATTEMPTS	6-10	12-15			
ON-SIDE KICKS	0-0	0-1			
RED-ZONE SCORES	(23-30) 77%	(17-22) 77%			
RED-ZONE TOUCHDOWNS	(18-30) 60%	(9-22) 41%			
PAT-ATTEMPTS	(25-27) 93%	(12-13) 92%			
SCORE	1st	2nd	3rd	4th	Total
NC State	54	78	38	43	213
Opponents	27	54	30	31	142

INDIVIDUAL STATISTICS										
RUSHING	GP	Att	Gain	Loss	Net	Avg	TD	Long	Avg/G	
Hines, N.	6	100	528	15	513	5.1	5	45	85.5	
Gallaspy, R.	6	52	224	21	203	3.9	4	30	33.8	
Samuels, J.	6	25	135	6	129	5.2	5	22	21.5	
Finley, R.	6	24	125	55	70	2.9	1	46	11.7	
McClendon, J.	2	6	67	0	67	11.2	0	29	33.5	
Nichols, D.	5	8	39	2	37	4.6	1	14	7.4	
Eason, W.	1	2	13	0	13	6.5	0	9	13.0	
Louis, S.	6	1	0	6	-6	-6.0	0	0	-1.0	
Meyers, J.	5	3	0	12	-12	-4.0	0	0	-2.4	
TEAM	6	9	0	20	-20	-2.2	0	0	-3.3	
Total.....	6	230	1131	137	994	4.3	16	46	165.7	
Opponents.....	6	178	721	177	544	3.1	5	53	90.7	
PASSING	G	Effic	Cmp-Att-Int	Pct	Yds	TD	Lng	Avg/G		
Finley, R.	6	152.32	158-223-0	70.9	1770	10	79	295.0		
McClendon, J.	2	114.27	2-3-0	66.7	17	0	9	8.5		
Samuels, J.	6	155.00	1-2-0	50.0	25	0	25	4.2		
Locklear, G.	6	268.00	1-1-0	100.0	20	0	20	3.3		
Meyers, J.	5	0.00	0-0-0	0.0	0	0	0	0.0		
Total.....	6	152.35	162-229-0	70.7	1832	10	79	305.3		
Opponents.....	6	133.21	132-226-5	58.4	1778	9	75	296.3		
RECEIVING	G	No.	Yds	Avg	TD	Long	Avg/G			
Samuels, J.	6	50	425	8.5	3	79	70.8			
Harmon, K.	6	33	434	13.2	2	48	72.3			
Louis, S.	6	25	352	14.1	2	39	58.7			
Meyers, J.	5	21	257	12.2	2	71	51.4			
Hines, N.	6	14	84	6.0	0	15	14.0			
Riley, C.J.	6	5	98	19.6	0	45	16.3			
Emezie, E.	6	5	47	9.4	0	14	7.8			
Gallaspy, R.	6	2	13	6.5	0	11	2.2			
Locklear, G.	6	2	9	4.5	0	5	1.5			
Ramos, J.	5	1	30	30.0	1	30	6.0			
Cook, C.	6	1	29	29.0	0	29	4.8			
Parham, D.	5	1	25	25.0	0	25	5.0			
Finley, R.	6	1	20	20.0	0	20	3.3			
Nichols, D.	5	1	9	9.0	0	9	1.8			
Total.....	6	162	1832	11.3	10	79	305.3			
Opponents.....	6	132	1778	13.5	9	75	296.3			
PUNT RETURNS	No.	Yds	Avg	TD	Long					
Hines, N.	5	43	8.6	0	29					
Total.....	5	43	8.6	0	29					
Opponents.....	9	96	10.7	0	34					
KICK RETURNS	No.	Yds	Avg	TD	Long					
Hines, N.	15	360	24.0	0	50					
Trowell, M.	1	23	23.0	0	23					
Total.....	16	383	23.9	0	50					
Opponents.....	23	522	22.7	1	97					

2017 STATISTICS

INTERCEPTIONS	No.	Yds	Avg	TD	Long
Alston, J.	2	0	0.0	0	0
Moore, A.	1	4	4.0	0	4
Boone, S.	1	47	47.0	1	47
Pratt, G.	1	25	25.0	1	25
Total.....	5	76	15.2	2	47
Opponents.....	0	0	0.0	0	0

FUMBLE RETURNS	No.	Yds	Avg	TD	Long
Total.....	0	0	0.0	0	0
Opponents.....	0	0	0.0	0	0

2 point conv.										
SCORING	TD	(R-P-Ret)	Rcv	Rsh	Pass	PAT	DXP	SAF	FG-FGA	Pts
Samuels, J.	8	(5-3-0)	-	-	-	-	-	-	-	48
Wise, C.	0	(0-0-0)	-	-	-	25-27	-	-	6-10	43
Hines, N.	5	(5-0-0)	-	-	-	-	-	-	-	32
Gallaspy, R.	4	(4-0-0)	-	-	-	-	-	-	-	24
Harmon, K.	2	(0-2-0)	-	-	-	-	-	-	-	12
Louis, S.	2	(0-2-0)	-	-	-	-	-	-	-	12
Meyers, J.	2	(0-2-0)	-	-	-	-	-	-	-	12
Boone, S.	1	(0-0-1)	-	-	-	-	-	-	-	6
Finley, R.	1	(1-0-0)	-	-	-	-	-	-	-	6
Nicholas, D.	1	(1-0-0)	-	-	-	-	-	-	-	6
Pratt, G.	1	(0-0-1)	-	-	-	-	-	-	-	6
Ramos, J.	1	(0-1-0)	-	-	-	-	-	-	-	6
Totals....	28	(16-10-2)	1	-	1-1	25-27	-	-	6-10	213
Opponents.....	15	(5-9-1)	-	1-1	0-1	12-13	-	1	12-15	142

TOTAL OFFENSE	G	Plays	Rush	Pass	Total	Avg/G
Finley, R.	6	247	70	1770	1840	306.7
Hines, N.	6	100	513	0	513	85.5
Gallaspy, R.	6	52	203	0	203	33.8
Samuels, J.	6	27	129	25	154	25.7
McClendon, J.	2	9	67	17	84	42.0
Nichols, D.	5	8	37	0	37	7.4
Locklear, G.	6	1	0	20	20	3.3
Eason, W.	1	2	13	0	13	13.0
Louis, S.	6	1	-6	0	-6	-1.0
Meyers, J.	5	3	-12	0	-12	-2.4
TEAM	6	9	-20	0	-20	-3.3
Total.....	6	459	994	1832	2826	471.0
Opponents.....	6	404	544	1778	2322	387.0

FIELD GOALS	M-A	Pct	01-19	20-29	30-39	40-49	50-99	Lg	Blk
Wise, C.	6-10	.600	0-0	3-4	2-5	1-1	0-0	48	0
Total.....	6-10	.600	0-0	3-4	2-5	1-1	0-0	48	0
Opponents.....	12-15	.800	0-0	1-1	7-8	4-6	0-0	48	0

KICKOFFS	No.	Yds	Avg	TB	OB	Ret	Net	Yd Ln
Bambard, K.	41	2414	58.9	16	0	522	36.4	28
Total.....	41	2414	58.9	16	0	522	36.4	28
Opponents.....	31	1915	61.8	12	2	383	39.7	25

PUNTING	No.	Yds	Avg	Long	TB	FC	I20	50+	Blkd
Cole, A.J.	22	986	44.8	69	2	6	14	5	1
TEAM	1	0	0.0	0	0	0	0	0	0
Total.....	23	986	42.9	69	2	6	14	5	1
Opponents.....	25	1111	44.4	71	2	10	4	8	1

ALL PURPOSE	G	Rush	Rec	PR	KOR	IR	Tot	Avg/G
Hines, N.	6	513	84	43	360	0	1000	166.7
Samuels, J.	6	129	425	0	0	0	554	92.3
Harmon, K.	6	0	434	0	0	0	434	72.3
Louis, S.	6	-6	352	0	0	0	346	57.7
Meyers, J.	5	-12	257	0	0	0	245	49.0
Gallaspy, R.	6	203	13	0	0	0	216	36.0
Riley, C.J.	6	0	98	0	0	0	98	16.3
Finley, R.	6	70	20	0	0	0	90	15.0
McClendon, J.	2	67	0	0	0	0	67	33.5
Emezie, E.	6	0	47	0	0	0	47	7.8
Boone, S.	6	0	0	0	0	47	47	7.8
Nichols, D.	5	37	9	0	0	0	46	9.2
Ramos, J.	5	0	30	0	0	0	30	6.0
Cook, C.	6	0	29	0	0	0	29	4.8
Pratt, G.	6	0	0	0	0	25	25	4.2
Parham, D.	5	0	25	0	0	0	25	5.0
Trowell, M.	4	0	0	0	23	0	23	5.8
Eason, W.	1	13	0	0	0	0	13	13.0
Locklear, G.	6	0	9	0	0	0	9	1.5
Moore, A.	6	0	0	0	0	4	4	0.7
TEAM	6	-20	0	0	0	0	-20	-3.3
Total.....	6	994	1832	43	383	76	3328	554.7
Opponents.....	6	544	1778	96	522	0	2940	490.0

MISCELLANEOUS STATISTICS

Third Down Conversions						Totals
	1st	2nd	3rd	4th		
NC State	11-21 (.524)	7-16 (.438)	6-18 (.333)	8-22 (.364)		32-77 (.416)
Opponents	7-17 (.412)	14-28 (.500)	9-19 (.474)	9-26 (.346)		39-90 (.433)

Fourth Down Conversions						Totals
	1st	2nd	3rd	4th		
NC State	3-3 (1.000)	1-1 (1.000)	1-1 (1.000)	2-5 (.400)		7-10 (.700)
Opponents	0-0 (.000)	2-3 (.667)	1-1 (1.000)	2-7 (.286)		5-11 (.455)

Time of Possession						Game
	1st	2nd	3rd	4th		
NC State	8:28	7:39	7:26	9:18		32:53
Opponents	6:31	7:20	7:33	5:41		27:07

Average Field Position						Totals
	1st	2nd	3rd	4th		
NC State	27	24	31	36		30
Opponents	27	28	29	29		27

Scoring in the Red Zone							
	Poss	TD	FG	TO	MFG	DOWN	TIME EXPIRED
NC State	30	18	5	1	3	2	1
Opponents	22	9	8	1	1	3	0

First & Goal							
	Poss	TD	FG	TO	MFG	DOWN	TIME EXPIRED
NC State	18	13	3	1	0	1	0
Opponents	9	7	1	1	0	0	0



DEFENSE/STARTERS

DEFENSIVE STATISTICS										
Name	GP-GS	Ht	Ast	Tot	TFL	Sk	QP	FF/FR	PBU	INT
Fernandez, J.	6-6	22	29	51	2-4	-	2	1/0	-	-
J. Morehead	6-5	27	15	42	1-2	-	1	0/1	2	-
Chubb, B.	6-6	17	18	35	14-67	6.5-49	5	1/0	1	-
Moore, A.	6-6	13	16	29	-	-	2	-	3	1-4
Boone, S.	6-6	18	8	26	3-19	2-16	-	-	2	1-47
Alston, J.	6-6	15	10	25	2.5-12	1-9	-	-	2	2-0
Pratt, G.	6-0	11	13	24	1.5-5	-	-	-	2	1-25
Hill, B.J.	6-6	5	16	21	1-5	1-5	2	-	1	-
Jones, J.	6-6	8	11	19	4.5-12	2.5-7	2	0/1	-	-
Roseboro, D.	6-0	9	8	17	3-19	0.5-4	1	-	1	-
Street, K.	6-6	4	11	15	3.5-6	1-2	2	1/1	2	-
McCloud, N.	6-6	10	3	13	-	-	-	-	4	-
Kidd-Glass, T.	6-5	8	5	13	-	-	1	-	2	-
Bryant, E.	6-0	7	4	11	2.5-14	2-13	1	-	-	-
Smith-Williams, J.	6-0	5	4	9	1.5-5	0.5-4	-	0/1	-	-
Stevens, M.	2-0	7	1	8	-	-	-	-	-	-
Valdez, J.	2-0	5	0	5	-	-	-	-	-	-
Miller, B.	6-0	3	2	5	-	-	-	-	-	-
Frazier, S.	6-0	1	4	5	-	-	-	-	-	-
Lacy, N.	6-0	2	3	5	-	-	-	-	-	-
Morrison, S.	6-0	2	2	4	-	-	-	-	-	-
Wright, D.	3-1	1	1	2	-	-	-	-	-	-
Banks, B.	3-0	1	1	2	-	-	-	-	-	-
Acceus, L.	5-0	1	1	2	-	-	-	-	-	-
Phillips, F.	1-0	0	1	1	-	-	-	-	-	-
Saunders, B.	6-0	1	0	1	-	-	-	-	-	-
Holden, D.	2-0	0	1	1	-	-	-	-	-	-
Stallings, I.	5-1	1	0	1	-	-	-	-	-	-
NCSU		211	192	403	40-170	17-109	19	3/4	22	5-76
Opponent		221	270	491	40-138	8-56	8	3/3	17	0-0

Chubb, B. - Blocked PAT (Louisville)  
 Louis, S. - Blocked Punt (Furman)

SPECIAL TEAMS TACKLES			
Lacy, Nicklas	5	Bambard, Kyle	1
Bodine, Brady	4	Boone, Shawn	1
Morrison, Stephen	4	Cole, A.J.	1
Miller, Brock	3	Griffiths, Tyler	1
Pratt, Germaine	3	Hines, Nyheim	1
Acceus, Louis	2	Nichols, Dakwa	1
Emezie, Emeka	2	Saunders, Raven	1
		Stallings, Isaiah	1
		Valdez, James	1

IN THE RED ZONE					
Offense	No.	Scores	Defense	No.	Scores
South Carolina	6	4	South Carolina	2	2
MARSHALL	3	2	MARSHALL	3	2
FURMAN	5	4	FURMAN	1	1
Florida State	4	4	Florida State	6	5
SYRACUSE	6	5	SYRACUSE	6	4
LOUISVILLE	6	4	LOUISVILLE	4	3
Pittsburgh			Pittsburgh		
Notre Dame			Notre Dame		
CLEMSON			CLEMSON		
Boston College			Boston College		
Wake Forest			Wake Forest		
North Carolina			North Carolina		

GAME-BY-GAME STARTERS

OFF.	USC	MARSH	FURM	FSU	SYR	LOU	PITT	ND	CLEM	BC	WAKE	UNC
LT	T. Jones	T. Jones	T. Jones	T. Jones	T. Jones	T. Jones						
LG	Prescod	Sculthorpe	Prescod	Prescod	Prescod	Prescod						
C	Bradbury	Bradbury	Bradbury	Bradbury	Bradbury	Bradbury						
RG	Adams	Adams	Adams	Adams	Adams	Adams						
RT	Witt	Prescod	Richardson	Richardson	Richardson	Richardson						
QB	Finley	Finley	Finley	Finley	Finley	Finley						
HB	Hines	Gallaspy	Hines	Hines	Hines	Hines						
H	Samuels	Samuels	Samuels	Samuels	Samuels	Samuels						
TE/WR	Cook	Cook	Cook	Cook	Meyers	Meyers						
WR	Louis	Ramos	Louis	Louis	Louis	Louis						
WR	Harmon	Meyers	Harmon	Harmon	Harmon	Harmon						
PK	Wise	Wise	Wise	Wise	Wise	Wise						
DEF.	USC	MARSH	FURM	FSU	SYR	LOU	PITT	ND	CLEM	BC	WAKE	UNC
DE	Chubb	Chubb	Chubb	Chubb	Chubb	Chubb						
DT	J. Jones	J. Jones	J. Jones	J. Jones	J. Jones	J. Jones						
DT	Hill	Hill	Hill	Hill	Hill	Hill						
DE	Street	Street	Street	Street	Street	Street						
WLB	Moore	Moore	Moore	Moore	Moore	Moore						
MLB	Fernandez	Fernandez	Fernandez	Fernandez	Fernandez	Fernandez						
NICK	Boone	Boone	Boone	Boone	Boone	Boone						
CB	McCloud	McCloud	McCloud	McCloud	McCloud	McCloud						
S	Morehead	Stallings	Morehead	Morehead	Morehead	Morehead						
S	Wright	Kidd-Glass	Kidd-Glass	Kidd-Glass	Kidd-Glass	Kidd-Glass						
CB	Alston	Alston	Alston	Alston	Alston	Alston						
P	Cole	Cole	Cole	Cole	Cole	Cole						

# GAME BY GAME TEAM STATS

(NC State Totals on Top)

	USC	MARSH	FURM	FSU	SYR	LOU	PITT	ND	CLEM	BC	WAKE	UNC
Total Offense	504 246	485 451	490 329	365 382	462 444	520 470						
Plays	99 50	69 68	69 66	70 65	81 78	71 77						
Yards/Play	5.1 4.9	7.0 6.6	7.1 5.0	5.2 5.9	5.7 5.7	7.3 6.1						
Yards Rushing	89 31	144 101	242 133	110 104	256 59	153 116						
Rush Attempts	35 21	33 25	39 47	37 26	47 30	39 29						
Yards Passing	415 215	341 350	248 196	255 278	206 385	367 354						
Pass Attempts	64 29	36 43	30 19	33 39	34 48	32 48						
Pass Completions	45 17	29 26	24 11	23 22	21 30	20 26						
Had Intercepted	0 1	0 1	0 1	0 0	0 1	0 1						
Comp. Pct.	.703 .586	.806 .605	.800 .588	.697 .564	.617 .625	.625 .542						
First Downs	29 12	23 18	25 16	21 15	29 20	23 25						
Total Touchdowns	4 5	5 2	7 1	3 1	4 3	5 3						
Rush/Pass/Return	2/2/0 1/3/1	2/3/0 0/2/0	5/1/1 0/1/0	1/2/0 0/1/0	4/1/0 2/1/0	3/1/1 2/1/0						
Poss. Time	36:41 23:19	30:57 29:03	29:16 30:44	33:22 26:38	36:29 23:31	30:33 29:27						
3rd Down Conv.	9-20 5-12	3-10 6-15	7-11 8-16	5-12 4-14	3-12 7-17	5-12 9-16						
Punts-Yards	4-196 6-280	4-169 4-178	3-113 3-120	5-166 4-189	4-207 3-141	3-135 5-203						
Punt Avg.	49.0 46.7	42.2 44.5	37.7 40.0	33.2 47.2	51.8 47.0	45.0 40.6						
Fumbles-Lost	2-2 0-0	0-0 1-1	1-0 2-2	0-0 1-1	2-0 0-0	2-1 0-0						
Total Turnovers	2 1	0 2	0 3	0 1	0 1	1 1						
Penalties-Yards	8-65 6-45	3-33 9-86	5-50 1-5	6-41 11-93	6-49 12-93	6-50 10-69						
Punt Ret-Yds.	3-40-0 3-26-0	0-0-0 0-0-0	0-0-0 0-0-0	0-0-0 4-38-0	0-0-0 2-32-0	2-3-0 0-0-0						
KO Ret-Yds.	2-39-0 4-141-1	4-94-0 7-112-0	3-91-0 2-41-0	1-21-0 3-100-0	2-33-0 4-57-0	4-105-0 3-71-0						
INT-Yards	1-0-0 0-0-0	1-4-0 0-0-0	1-47-1 0-0-0	0-0-0 0-0-0	1-0-0 0-0-0	1-25-1 0-0-0						
Sacks By-Yards	2-18 4-26	1-11 2-9	2-9 1-12	4-21 1-9	3-24 0-0	4-24 0-0						

GAME BY GAME INDIVIDUAL STATS

RUSHING						
Att.-Yds.-TD	Finley	Gallaspy	Hines	McClendon, J.	Nichols	Samuels
South Carolina	5-(-22)-1	13-27-0	15-81-1	0-0-0	0-0-0	1-9-0
MARSHALL	5-42-0	12-61-2	13-29-0	0-0-0	0-0-0	2-13-0
FURMAN	2-(-6)-0	7-22-0	11-92-1	6-67-0	6-38-1	5-16-3
Florida State	0-0-0	2-29-0	24-94-0	0-0-0	1-(-2)-0	5-11-1
SYRACUSE	5-37-0	10-33-1	19-115-1	0-0-0	1-1-0	9-74-1
LOUISVILLE	7-19-0	8-31-1	18-102-2	0-0-0	0-0-0	3-6-0
Pittsburgh						
Notre Dame						
CLEMSON						
Boston College						
Wake Forest						
NORTH CAROLINA						

RECEIVING											
Rec.-Yds.-TD	Cook	Emezie	Gallaspy	Harmon	Hines	Louis	Meyers	Parham	Ramos	Riley	Samuels
South Carolina	1-29-0	1-14-0	2-13-0	10-114-0	4-32-0	5-39-0	5-62-1	0-0-0	0-0-0	2-27-0	15-85-1
MARSHALL	0-0-0	2-14-0	0-0-0	9-121-1	4-14-0	5-73-1	2-10-0	0-0-0	0-0-0	1-45-0	5-60-1
FURMAN	0-0-0	2-19-0	0-0-0	5-33-0	1-7-0	6-56-0	0-0-0	0-0-0	1-30-1	1-14-0	6-75-0
Florida State	0-0-0	0-0-0	0-0-0	1-16-0	1-8-0	2-18-0	5-112-1	1-25-0	0-0-0	1-12-0	12-64-1
SYRACUSE	0-0-0	0-0-0	0-0-0	2-17-0	2-8-0	4-67-1	7-57-0	0-0-0	0-0-0	0-0-0	5-37-0
LOUISVILLE	0-0-0	0-0-0	0-0-0	6-133-1	2-15-0	3-99-0	2-16-0	0-0-0	0-0-0	0-0-0	7-104-0
Pittsburgh											
Notre Dame											
CLEMSON											
Boston College											
Wake Forest											
NORTH CAROLINA											

PASSING							FIELD GOALS				PUNTING					
FINLEY	Cmp	Att	Yds	Pct.	Int	TD	WISE				COLE	Att.	Yds.	Avg.	+50	In20
South Carolina	45	64	415	.703	0	2	South Carolina	(29)			South Carolina	4	196	49.0	1	2
MARSHALL	29	36	341	.806	0	3	MARSHALL	31			MARSHALL	4	169	42.2	0	3
FURMAN	22	27	231	.815	0	1	FURMAN	(38)			FURMAN	3	113	37.7	0	3
Florida State	22	32	230	.688	0	2	Florida State	24, 30			Florida State	4	166	41.5	0	1
SYRACUSE	20	33	186	.606	0	1	SYRACUSE	26, 48, (31)			SYRACUSE	4	207	51.8	3	3
LOUISVILLE	20	31	367	.645	0	1	LOUISVILLE	21, (35)			LOUISVILLE	3	125	45.0	1	2
Pittsburgh							Pittsburgh				Pittsburgh					
Notre Dame							Notre Dame				Notre Dame					
CLEMSON							CLEMSON				CLEMSON					
Boston College							Boston College				Boston College					
Wake Forest							Wake Forest				Wake Forest					
NORTH CAROLINA							NORTH CAROLINA				NORTH CAROLINA					
							Misses in ( )									
MCCLENDON	Cmp	Att	Yds	Pct.	Int	TD	KICKOFF RETURNS				PUNT RETURNS					
South Carolina			DNP				Ret-Yds-TD	HINES			Ret-Yds-TD	HINES				
MARSHALL			DNP				South Carolina	2-39-0			South Carolina	3-40-0				
FURMAN	2	3	17	.667	0	0	MARSHALL	4-94-0			MARSHALL	0-0-0				
Florida State			DNP				FURMAN	2-68-0			FURMAN	0-0-0				
SYRACUSE			DNP				Florida State	1-21-0			Florida State	0-0-0				
LOUISVILLE	0	0	0	----	0	0	SYRACUSE	2-33-0			SYRACUSE	0-0-0				
Pittsburgh							LOUISVILLE	4-105-0			LOUISVILLE	2-3-0				
Notre Dame							Pittsburgh				Pittsburgh					
CLEMSON							Notre Dame				Notre Dame					
Boston College							CLEMSON				CLEMSON					
Wake Forest							Boston College				Boston College					
NORTH CAROLINA							Wake Forest				Wake Forest					
							NORTH CAROLINA				NORTH CAROLINA					



# GAME BY GAME DEFENSIVE STATS

PLAYER, POS	USC	MARSH	FURM	FSU	SYR	TACKLES		PITT	ND	CLEM	BC	WF	UNC
						LOU							
Acceus, L. - LB	-	1	-	-	1	-							
Alston, J. - CB	3	7	1	7	3	4							
Banks, B. - CB	-	-	2	-	-	-							
Boone, S. - NIK	5	5	2	3	5	6							
Bryant, E. - DT	2	2	-	2	3	2							
Chubb, B. - DE	5	7	2	7	8	6							
Fernandez, J. - LB	9	7	5	9	14	7							
Frazier, S. - DT	-	-	3	1	-	1							
Hill, B.J. - DT	2	1	6	2	6	4							
Holden, D. - DE	-	1	-	-	-	-							
Jones, J. - DT	-	-	7	2	7	3							
Kidd-Glass, T. - S	1	2	2	2	3	3							
Lacy, N. - CB	1	-	-	2	1	1							
McCloud, N. - CB	3	4	1	3	2	-							
Miller, B. - LB	1	-	3	-	-	1							
Moore, A. - LB	1	6	8	5	1	8							
Morehead, J. - S	6	5	5	7	8	11							
Morrison, S. - S	-	-	1	2	-	1							
Phillips, F. - NIK	1	-	-	-	-	-							
Pratt, G. - LB	5	5	5	5	3	1							
Roseboro, D. - DE	1	1	9	-	5	1							
Saunders, R. - LB	-	1	-	-	-	-							
Smith-Williams, J. - DE	-	1	6	1	-	1							
Stallings, I. - S	-	-	-	-	1	-							
Stevens, Mi. - CB	-	-	-	-	3	5							
Street, K. - DE	2	2	5	-	4	2							
Valdez, J. - CB	1	4	-	-	-	-							
Wright, D. - S	2	-	-	-	-	-							

PLAYER, POS	USC	MARSH	FURM	FSU	SYR	TACKLES FOR LOSS (No.-Yards)		PITT	ND	CLEM	BC	WF	UNC
						LOU							
Alston, J. - CB	1-9	-	-	-	1-2	0.5-1							
Boone, S. - NIK	1-9	-	-	-	-	1-7							
Bryant, E. - DT	0.5-1	-	-	-	-	2-13							
Chubb, B. - DE	2-3	3-16	0.5-1	3-14	3.5-24	2-9							
Fernandez, J. - LB	0.5-1	0.5-1	0.5-1	0.5-1	-	-							
Hill, B.J. - DT	-	-	-	-	1-5	-							
Jones, J. - DT	-	-	0.5-0	1-3	2.5-9	0.5-0							
Morehead, J. - S	-	0.5-1	-	0.5-1	-	-							
Pratt, G. - LB	-	-	1-3	-	0.5-2	-							
Roseboro, D. - DE	-	-	2.0-14	-	1-5	-							
Smith-Williams, J. - DE	-	-	1.5-5	-	-	-							
Street, K. - DE	1-2	-	2-3	-	0.5-1	-							

PLAYER, POS	USC	MARSH	FURM	FSU	SYR	SACKS (No.-Yards)		PITT	ND	CLEM	BC	WF	UNC
						LOU							
Alston, J. - CB	1-9	-	-	-	-	-							
Boone, S. - NIK	1-9	-	-	-	-	1-7							
Bryant, E. - DT	-	-	-	-	-	2-13							
Chubb, B. - DE	-	1-11	0.5-1	2-13	2-20	1-4							
Hill, B.J. - DT	-	-	-	1-5	-	-							
Jones, J. - DT	-	-	0.5-0	1-3	1-4	-							
Roseboro, D. - DE	-	-	0.5-4	-	-	-							
Smith-Williams, J. - DE	-	-	0.5-5	-	-	-							
Street, K. - DE	1-2	-	-	-	-	-							

PLAYER, POS	USC	MARSH	FURM	FSU	SYR	INTERCEPTIONS (No.-Yards)		PITT	ND	CLEM	BC	WF	UNC
						LOU							
Alston, J. - CB	1-0	-	-	-	1-0	-							
Boone, S. - NIK	-	-	1-47	-	-	-							
Moore, A. - LB	-	1-4	-	-	-	-							
Pratt, G. - LB	-	-	-	-	-	1-25							

# PARTICIPATION

Name, Pos	USC	MAR	FUR	FSU	CUSE	LOU	PITT	ND	CLEM	BC	WAKE	UNC	2017 Tot.	2017 GP-GS	Career GP-GS
Acceus, Louis - LB	DNP	ST	ST	ST	ST	ST							ST	5-0	5-0
Adams, Tony - OG	103	71	55	74	87	73							463	6-6	44-41
Alston, Johnathan - CB	52	45	38	65	58	66							324	6-6	38-16
Autenrieth, Dylan - TE	1	11	16	18	18	9							73	6-0	6-0
Bambard, Kyle - PK	ST	ST	ST	ST	ST	ST							ST	6-0	32-20
Banks, Bryce - CB	DNP	DNP	17	ST	ST	ST							17	4-0	4-0
Bodine, Brady - RB	ST	ST	ST	ST	ST	ST							ST	6-0	26-0
Boone, Shawn - NIK	50	70	51	65	83	81							400	6-6	41-20
Bradbury, Garrett - C	103	71	55	74	87	67							457	6-6	28-19
Bryant, Eurndraus - DT	20	26	4	27	16	29							122	6-0	31-0
Chubb, Bradley - DE	47	57	34	51	64	76							329	6-6	43-32
Cole, A.J. - P	ST	ST	ST	ST	ST	ST							ST	6-6	32-32
Cook, Cole - TE	55	45	39	47	50	37							273	6-4	44-10
Daniel, Peter - OG	6	ST	18	ST	ST	ST							24	6-0	31-0
Eason, Will - RB	DNP	DNP	5	DNP	DNP	DNP							5	1-0	1-0
Emezie, Emeka - WR	10	16	30	3	13	ST							72	6-0	6-0
Fedd-Jackson, Joshua - OG	ST	ST	16	ST	ST	ST							16	6-0	6-0
Fernandez, Jerod - LB	43	53	45	48	77	67							266	5-5	43-35
Finley, Ryan - QB	106	71	55	74	86	74							466	6-6	19-19
Frazier, Shug - DT	2	13	32	10	20	10							87	6-0	6-0
Gallaspy, Reggie - RB	48	34	21	8	18	27							156	6-1	30-2
Grier, Vernon - CB	DNP	ST	DNP	DNP	DNP	DNP							ST	1-0	4-0
Griffiths, Tyler - LS	ST	ST	ST	ST	ST	ST							ST	6-0	32-0
Harmon, Kelvin - WR	94	53	40	61	53	68							369	6-5	19-9
Hill, B.J. - DT	46	55	34	54	64	76							329	6-6	44-37
Hines, Nyheim - RB	53	37	28	54	52	42							266	6-5	31-15
Holden, Deonte - DE	1	2	INJ	INJ	INJ	DNP							3	2-0	3-0
Ingram, Chris - CB	ST	ST	21	ST	ST	ST							21	6-0	6-0
Jones, Justin - DT	28	42	54	37	68	57							286	6-6	42-22
Jones, Tyler - OT	103	71	55	74	87	73							463	6-6	30-25
Kidd-Glass, Tim - S	17	71	67	68	83	82							388	6-5	14-5
Lacy, Nicholas - CB	ST	ST	10	ST	ST	ST							10	6-0	33-0
Locklear, Gavin - WR	19	9	21	1	4	ST							54	6-0	30-0
Louis, Stephen - WR	95	49	38	55	64	51							352	6-5	31-17
McClendon, Jalan - QB	DNP	DNP	16	DNP	DNP	1							17	2-0	19-0
McCloud, Nick - CB	52	71	45	65	68	25							326	6-6	17-7
Meyers, Jakobi - WR	47	34	DNP	20	46	47							194	5-3	18-3
Miller, Brock - LB	ST	ST	14	ST	ST	ST							14	6-0	6-0
Moore, Airius - LB	30	54	57	46	44	67							298	6-6	45-36
Morehead, Jarius - S	52	52	67	68	84	82							405	6-5	19-6
Morrison, Stephen - SAF	ST	ST	ST	ST	ST	ST							ST	6-0	13-0
Nichols, Dakwa - RB	ST	1	10	7	1	INJ							19	5-0	41-2
Nicholson, Riley - LB	ST	INJ	INJ	INJ	INJ	INJ							ST	1-0	25-5
Parham, Dylan - TE	2	ST	11	8	2	INJ							23	5-0	5-0
Phillips, Freddie - NIC	8	INJ	INJ	INJ	INJ	INJ							8	1-0	26-0
Pratt, Germaine - LB	25	33	28	34	43	28							191	6-0	32-1
Prescod, Terronne - OG	61	55	55	74	86	70							401	6-6	31-9
Ramos, JuMichael - WR	DNP	5	15	10	8	7							45	5-1	39-10
Richardson, Will - OT	SUSP	SUSP	54	74	87	73							288	4-4	27-23
Riley, C.J. - WR	16	16	25	28	26	17							128	6-0	6-0
Riley, Tyrone - DE	ST	ST	5	ST	ST	ST							5	6-0	18-0
Roseboro, Darian - DE	19	29	35	27	50	39							199	6-0	32-1
Ruocchio, Thomas - TE	DNP	DNP	4	DNP	DNP	DNP							4	1-0	1-0
Samuels, Jaylen - H	82	46	33	51	66	60							338	6-6	45-28
Saunders, Raven - LB	ST	ST	ST	ST	ST	ST							ST	6-0	6-0
Sculthorpe, Joe - OL	42	71	16	ST	1	9							139	6-1	6-1
Smith, Bryan - DT/FB	1	2	ST	ST	ST	ST							3	6-0	9-0
Smith-Williams, James - DE	3	13	27	16	20	10							89	6-0	18-0
Stallings, Isaiah - SAF	ST	19	ST	DNP	ST	ST							19	5-1	5-1
Stephens, Daeshawn - WR	ST	ST	5	ST	DNP	DNP							5	4-0	4-0
Stevens, Matt - LB	DNP	DNP	ST	DNP	ST	ST							ST	3-0	3-0
Stevens, Mike - CB	INJ	INJ	INJ	INJ	33	65							98	2-0	38-22
Street, Kentavius - DE	30	43	39	41	34	47							234	6-6	44-27
Trowell, Maurice - WR	DNP	DNP	10	ST	ST	ST							10	4-0	30-8
Valdez, James - CB	ST	26	INJ	INJ	INJ	INJ							26	2-0	2-0
Walton, Philip - OT	ST	ST	16	ST	ST	ST							16	6-0	6-0
Wise, C. - PK	ST	ST	ST	ST	ST	ST							ST	6-6	6-6
Witt, Justin - OT	103	16	17	DNP	DNP	ST							136	4-1	4-1
Wright, Dexter - S	24	INJ	INJ	INJ	1	ST							25	3-1	16-1

# 2017 NC STATE DRIVE CHARTS

## NC State vs. South Carolina

Qtr	Spot	Obtained	PI-Yds	TOP	Result
1	S25	Kickoff	14-75	5:51	Touchdown
	S25	Kickoff	9-75	3:07	Touchdown
2	S24	Punt	5-16	1:25	Fumble
	S25	Kickoff	12-63	5:29	Missed FG
3	S21	Punt	10-79	1:38	Touchdown
	S25	Kickoff	5-15	1:41	Punt
	S33	Kickoff	3-(-20)	1:18	Fumble
	S13	Kickoff	6-7	3:39	Punt
	S21	Punt	3-7	1:03	Punt
	C46	Punt	9-46	3:33	Touchdown
4	S31	Interception	5-18	3:24	Punt
	S48	Punt	5-21	1:15	Downs
	S28	Punt	14-62	3:00	Downs

## NC State vs. Marshall

Qtr	Spot	Obtained	PI-Yds	TOP	Result
1	S27	Punt	7-59	2:48	Field Goal
	S35	Kickoff	3-0	0:47	Punt
	S20	Kickoff	8-29	3:08	Punt
2	S38	Punt	3-5	1:49	Punt
	S32	Kickoff	6-68	2:48	Touchdown
	S20	Kickoff	8-80	2:56	Touchdown
	S18	Punt	7-82	1:21	Touchdown
3	S30	Kickoff	13-70	6:56	Touchdown
4	S29	Missed FG	7-56	2:56	Downs
	S44	Punt	5-17	3:23	Punt
	M23	Fumble	1-23	0:06	Touchdown
	S04	Interception	2-3	1:34	End of half

## NC State vs. Furman

Qtr	Spot	Obtained	PI-Yds	TOP	Result
1	S25	Kickoff	12-75	5:07	Touchdown
	S40	Punt	7-60	2:39	Touchdown
2	F42	Kickoff	6-42	2:38	Touchdown
	S20	Punt	7-25	3:03	Punt
3	S24	Kickoff	11-76	2:11	Touchdown
	S25	Kickoff	6-28	2:46	Punt
	F49	Punt	4-49	1:27	Touchdown
	F00	Interception	0-0	0:00	Touchdown
	F23	Fumble	2-23	0:29	Touchdown
	S30	Kickoff	4-30	3:02	Punt
4	F40	Downs	6-19	2:46	Missed FG
	F46	Fumble	5-33	2:43	End of half

## NC State vs. Florida State

Qtr	Spot	Obtained	PI-Yds	TOP	Result
1	S36	Punt	12-58	4:34	Field Goal
	S24	Punt	10-76	4:28	Touchdown
2	S25	Kickoff	3-8	1:29	Punt
	S02	Fumble	3-4	1:33	Punt
	S20	Missed FG	4-80	1:33	Touchdown
	S25	Kickoff	1-(-2)	0:05	End of half
3	S21	Kickoff	3-2	1:23	Punt
	S25	Kickoff	11-63	5:27	Field Goal
	S19	Punt	5-31	2:23	Punt
4	S25	Kickoff	10-75	4:52	Touchdown
	S03	Punt	2-(-3)	0:45	Safety
	S41	Downs	3-(-5)	1:43	Punt
	S25	Kickoff	5-11	3:01	End of half

## NC State vs. Syracuse

Qtr	Spot	Obtained	PI-Yds	TOP	Result
1	S35	Kickoff	15-57	6:59	Field Goal
	S43	Interception	7-26	2:47	Field Goal
2	S30	Missed FG	5-70	1:04	Touchdown
	S25	Kickoff	5-75	2:22	Touchdown
	S17	Downs	10-83	5:26	Touchdown
	S20	Punt	9-66	1:06	Missed FG
3	S18	Kickoff	5-14	2:08	Punt
	S47	Punt	3-3	1:25	Punt
	S29	Kickoff	3-6	1:32	Punt
4	S35	Punt	10-65	5:02	Touchdown
	S15	Downs	3-2	1:47	Punt
	C47	Kickoff	9-18	4:39	End of half

## NC State vs. Louisville

Qtr	Spot	Obtained	PI-Yds	TOP	Result
1	S27	Punt	9-54	4:10	Fumble
	S01	Punt	10-56	4:08	Punt
2	S41	Punt	5-59	1:42	Touchdown
	S09	Kickoff	6-87	2:21	Field Goal
3	S23	Punt	7-77	1:36	Touchdown
	S28	Kickoff	13-55	5:40	Missed FG
4	S22	Kickoff	9-78	3:36	Touchdown
	L45	Kickoff	5-45	2:22	Touchdown
	S43	Punt	5-14	2:58	Punt
	S35	Kickoff	3-5	1:01	Punt
	L00	Interception	0-0	0:00	Touchdown
	S19	Downs	1-(-2)	0:36	End of half



# 2017 OPPONENT DRIVE CHARTS

## South Carolina vs. NC State

Qtr	Spot	Obtained	PI-Yds	TOP	Result
1	S00	Kickoff	0-0	0:13	Touchdown
	C20	Kickoff	11-80	4:58	Touchdown
	C27	Kickoff	3-4	0:54	Punt
2	S40	Fumble	8-40	3:18	Touchdown
	C20	Missed FG	5-20	2:46	Punt
	C33	Kickoff	1-(-2)	0:04	End of half
3	C49	Punt	3-51	1:25	Touchdown
	S13	Fumble	2-13	1:16	Touchdown
	C36	Punt	3-3	1:45	Punt
	C03	Punt	3-1	1:41	Punt
4	C25	Kickoff	3-5	0:59	Interception
	C06	Punt	4-11	2:09	Punt
	C31	Downs	3-2	1:28	Punt
	C10	Downs	1-(-2)	0:06	End of half

## Marshall vs. NC State

Qtr	Spot	Obtained	PI-Yds	TOP	Result
1	M18	Kickoff	4-10	1:57	Punt
	M15	Kickoff	9-85	3:45	Touchdown
	M18	Punt	6-66	2:27	Field Goal
2	M09	Punt	3-(-4)	0:58	Punt
	M16	Punt	9-56	3:47	Field Goal
	M25	Kickoff	1-75	0:12	Touchdown
	M42	Kickoff	3-0	0:21	Punt
3	M29	Kickoff	1-(-2)	0:15	End of half
	M15	Kickoff	16-56	7:55	Missed FG
4	M16	Downs	6-5	2:51	Punt
	M20	Punt	4-3	1:38	Fumble
	M47	Kickoff	9-50	2:18	Interception

## Furman vs. NC State

Qtr	Spot	Obtained	PI-Yds	TOP	Result
1	F25	Kickoff	11-47	5:07	Field Goal
	F25	Kickoff	3-2	1:19	Punt
	F25	Kickoff	9-58	3:19	Field Goal
2	F27	Kickoff	3-2	2:13	Punt
	F07	Punt	4-93	1:37	Touchdown
	F22	Kickoff	1-(-2)	0:18	End of half
3	F12	Punt	9-21	3:37	Punt
	F25	Kickoff	7-26	3:18	Interception
	F25	Kickoff	3-(-2)	1:25	Fumble
	F25	Kickoff	8-46	3:22	Field Goal
4	F12	Punt	5-28	2:17	Downs
	F21	Missed FG	6-25	2:41	Fumble

## Florida State vs. NC State

Qtr	Spot	Obtained	PI-Yds	TOP	Result
1	F25	Kickoff	3-(-4)	2:17	Punt
	F25	Kickoff	3-0	0:21	Punt
	F25	Kickoff	12-75	5:56	Touchdown
2	F34	Punt	7-64	3:47	Fumble
	S36	Punt	5-23	2:28	Missed FG
	F41	Kickoff	10-39	1:24	Field Goal
3	F37	Punt	6-44	1:58	Field Goal
	F25	Kickoff	4-15	1:29	Punt
	F12	Punt	7-68	3:06	Field Goal
4	F24	Kickoff	5-19	1:59	Punt
	S40	Kickoff	4-(-1)	1:04	Downs
	S23	Punt	4-6	0:30	Field Goal

## Syracuse vs. NC State

Qtr	Spot	Obtained	PI-Yds	TOP	Result
1	C25	Kickoff	2-3	0:30	Interception
	C25	Kickoff	12-45	3:15	Missed FG
	C25	Kickoff	10-75	3:13	Touchdown
2	C29	Kickoff	6-54	1:57	Downs
	C32	Kickoff	5-15	1:07	Punt
	C20	Missed FG	1-(-5)	0:03	End of half
3	C22	Kickoff	9-78	2:56	Touchdown
	C04	Punt	3-6	0:49	Punt
	C11	Punt	13-69	4:58	Field Goal
4	C10	Punt	5-10	1:02	Punt
	C45	Kickoff	9-40	2:18	Downs
	S33	Punt	5-33	1:03	Touchdown

## Louisville vs. NC State

Qtr	Spot	Obtained	PI-Yds	TOP	Result
1	L18	Kickoff	3-3	2:34	Punt
	L19	Fumble	8-45	4:55	Punt
2	L02	Punt	4-17	0:44	Punt
	L25	Kickoff	9-75	4:20	Touchdown
	L25	Kickoff	3-7	1:40	Punt
3	L21	Kickoff	11-68	1:42	Field Goal
	L20	Missed FG	8-49	3:59	Field Goal
	L38	Kickoff	9-62	3:48	Touchdown
4	L25	Kickoff	3-(-4)	0:55	Punt
	L20	Punt	7-80	2:04	Touchdown
	L11	Punt	2-0	0:17	Interception
	L33	Kickoff	12-48	2:16	Downs



**TONY ADAMS**  
OG | 6'2 | 315 | Sr.  
Charlotte, N.C. (Independence)

50

- Named the ACC Offensive Lineman of the Week for the opener, he earned the highest grade on the o-line, had 5 KDs and did not allow a sack.
- Has played 97% of the Pack's offensive snaps this season (390 of 479 gradeable snaps).
- Most experienced player on the team with 41 career starts and 2,935 career snaps.
- Leader of an offensive line that gave up just 17 sacks last season (on just 4% of the team's pass attempts).
- On the preseason watch list for the Outland Trophy.

#### CAREER BESTS

Plays.....103.....S. Carolina (2017)  
Knockdowns.....5.....UNC (2015)

#### 2017 ADAMS GAME BY GAME

Opp	Ply	KD	Sk Allow
*SC	103	4	0
*Marsh	71	3	0
*Fur	55	0	0
*@FSU	74	3	0
*Syra	87	3	0
*Lou	73	1	0

#### ADAMS CAREER STATS

Year	GP-GS	Ply	KD	Sk Allow
2014	12-9	635	NA	NA
2015	13-13	940	NA	NA
2016	13-13	897	34	0
2017	6-6	463	14	0
Totals	44-41	2,935	NA	NA



**JOHNATHAN ALSTON** 5  
CB | 6'0 | 210 | R-Sr.  
Bunn, N.C. (Bunn)

- Against South Carolina, his first game played in over 600 days, pulled down a crucial third down interception and had a third down sack in the opener - both in the 4th quarter.
- Had his second career INT in the win over Syracuse.
- Redshirted the 2016 season, he moved to corner in the spring Of 2016 after spending his first three seasons at wide receiver.
- Was named the team's 2016 Special Teams Scout Team Player of the Year.

#### CAREER BESTS

Plays.....70.....UCF (2014)  
Tackles.....7.....FSU (2017)  
Interceptions.....1.....vs. two teams  
Receptions.....5.....FSU (2014)  
Rec. Yards.....58.....UCF (2014)  
Rec. TDS.....1.....vs. 3 teams


#### 2017 GAME BY GAME STATS

Opp	Ply	Ht	Ast	Tot	TFL	SK	PBU	INT
*SC	52	1	2	3	1-9	1-9	0	1-0
*Marsh	45	5	2	7			1	
*Fur	38	0	1	1			1	
*@FSU	65	5	2	7				
*Syra	58	2	1	3	1-2			1-0
*Lou	66	2	2	4	0.5-1			

#### CAREER STATS

Yr	GP-S	PI	HtAst Tot	TFL	Sk	PBU	INT	Rc-Yd-TD
2013	7-0	21						0-0-0
2014	12-6	408						21-224-2
2015	13-4	373						18-167-1
2017	6-6	324	15 10 25	2.5-12	1-9	2	2-0	
Tot	38-16	1126	15 10 25	2.5-12	1-9	2	2-0	39-391-3

Also has 9-159 KOR for career



**DYLAN AUTENRIETH** 42  
TE | 6'4 | 242 | R-Fr.  
Dallas, (N. Paulding)

#### 2017 GAME BY GAME STATS

OPP	PI	Rec	Yds	TD	LP
SC	1	0	0	0	-
Marsh	11	0	0	0	-
Fur	16	0	0	0	-
@ FSU	18	0	0	0	-
Syra	18	0	0	0	-
Lou	9	0	0	0	-

#### CAREER STATS

Year	GP-GS	PI	Rec	Yds	TD	LP
2017	6-0	73	0	0	0	-



**KYLE BAMBARD** 92  
PK | 5'8 | 190 | Jr.  
Wixom, Mich.. (Walled Lake Western)

- Handles the kickoff duties for the Wolfpack, he had no touchbacks in his 1st 12 kickoffs of the season, 15 in his last 29.
- Ranks 10th in school history with 79 career PATs, he was the Pack's starting placekicker in 2015 and '16.
- In 2015, Set a school record with nine PATs in the win at South Alabama.

#### CAREER BESTS

PATs.....9.....S. Alabama (2015)  
Field Goals.....2.....vs. three teams  
Long FG.....48.....Wake Forest (2016)  
Kickoffs.....8.....Furman (2017)

#### 2017 GAME BY GAME STATS

Opp	FGM	FGA	PAT	KO	TB
SC	0	0	0	5	0
Marsh	0	0	0	7	0
Fur	0	0	0	8	5
@ FSU	0	0	0	7	4
Syra	0	0	0	7	3
Lou	0	0	0	7	3

#### CAREER STATS

Year	GP-S	FG-A	0-29	30-39	40-49	50+	LG	PAT	KO	TB
2015	13-13	7-14	1-1	6-9	0-4	0	36	54-56	1	
2016	13-7	5-10	2-2	2-6	1-2	0	48	25-28	46	10
2017	6-0								41	15
Tot	30-20	12-24	3-3	8-15	1-6	0	48	79-84	88	25



**BRADY BODINE** 33  
RB | 5'10 | 200 | R-Jr.  
Camp Lejeune, N.C. (Camp Lejeune)

PRONUNCIATION: beau DEEN

- Former walkon who earned a scholarship before the 2017 season. He plays a key role on the Wolfpack

special teams.


- Father is in the Marines and has been deployed to the Middle East for much of his son's college career. Returned from Iraq in August.

#### 2017 BODINE GAME BY GAME

Opp	Ply	Rush	Yds	Tkl
SC		Special Teams Only		
Marsh		Special Teams Only		1
Fur		Special Teams Only		
@ FSU		Special Teams Only		1
Syra		Special Teams Only		1
Lou		Special Teams Only		1

#### CAREER STATS

Year	GP-GS	PI	Att	Yds	TD	LG
2015	8-0	7	3	3	0	4
2016	11-0	4	3	14	0	11
2017	6-0	0	0	0	0	-
Totals	25-0	11	6	17	0	11



**SHAWN BOONE** 24  
SAF/NIC | 5'10 | 206 | Sr.  
W. Palm Beach, Fla. (Dwyer)

- Former strong safety who is the Pack's starting nickel.
- Awarded the game ball by the team after a 47-yard pick-six in the win over Furman.
- Started the opener at nickel, he also played nine snaps at safety. Has played all of his snaps at nickel in the four contests.
- Returned a fumble 70 yards at Clemson in 2016 - the third longest fumble return in school history.

#### CAREER BESTS

Plays.....90.....Clemson (2016)  
Tackles.....10.....Louisville (2016)  
PBU.....2.....FSU (2016), Syra (2017)  
Tackles for Loss.....2.....S. Carolina (2017)


#### 2017 GAME BY GAME STATS

Opp	Ply	Ht	Ast Tot	TFL	SK	PBU	CF/R	INT
*SC	41/9	3	2 5	2-12	1-9	0	0	
*Mars	70	4	1 5					
*Fur	51	1	1 2					1-47-1
*@FSU	65	3	0 3					
*Syra	83	3	2 5			2		
*Lou	81	4	2 6	1-7	1-7			

#### CAREER STATS

Yr	G-GS	PI	Hit Ast	Tot	TFL	Sk	PB	CF/R	QP	INT
2014	13-0	59	9 7	16	0.5-0	0-0	1	1/0		
2015	9-2	199	9 4	13	2-3	1-2	0	1/1		
2016	13-12	839	33 34	67	0-0	0-0	2	1/2	1	
2017	6-6	400	18 8	26	3-19	2-16	2	0	0	1-47
Tot.	41-19	1,497	69 53	122	5.5-22	3-18	5	3/3	1	1-47

2017 plays are nickel/safety



**GARRETT BRADBURY** 65  
C/OG | 6'3 | 298 | R-Jr.  
Charlotte, N.C. (Charlotte Christian)

- Has played 95% of the Pack's offensive snaps this season (457 of 479 gradeable snaps).
- Played through pain after a shot in the ribs early in the Louisville contest.

- Played LG in 2016, but moved to center for this season.
- Named to the Academic All-ACC squad for the 2016 season, he posted a 3.667 GPA for the fall semester and was named to the Dean's List.
- Saw action in 87% of the Pack's total offensive snaps in 2016.
- Earned the team's Earle Edwards Award for highest GPA, he was He was also the recipient of the Independence Bowl's scholar-athlete award.

**CAREER BESTS**


Plays .....103.....S. Carolina (2017)  
 Knockdowns .....8.....Syracuse (2016)

**2017 GAME BY GAME STATS**

Opp	Ply	KD	Sk	Allow
*SC	103	0	0	
*Marsh	71	1	0	
*Fur	55	5	0	
*@ FSU	74	0	0	
*Syr	87	1	0	
*Lou	67	4	0	

**CAREER STATS**

Year	GP-GS	Ply	KD	Sk
2015	9-0	36	NA	NA
2016	13-13	849	35	2
2017	6-6	457	11	0
Totals	28-19	1,342	NA	NA



**EURNDRAUS BRYANT 91**  
**DT | 6'1 | 325 | So.**  
**Charleston, S.C. (Ft. Dorchester)**

*PRONUNCIATION: ahn DRAY us*

- Had two sacks on Heisman Trophy winner Lamar Jackson in the win over Louisville.
- Top sub at defensive tackle in 2016, he saw action in 321 snaps for the season.

**CAREER BESTS**


Plays .....41..... Louisville (2016)  
 Tackles .....3..... Louisville (2016), Syr (2017)  
 TFL .....2..... Louisville (2017)  
 Sacks .....2..... Louisville (2017)  
 Fumble Recovery .....1..... Boston College (2015)

**2017 GAME BY GAME STATS**

Opp	Ply	Ht	Asst	Tot	TFL	SKCF/RF	QP
SC	20	0	2	2	0.5-1		
Marsh	26	2	0	2			
Fur	4	0	0	0			
@FSU	27	1	1	2			
Syr	16	2	1	3			1
Lou	29	2	0	2	2-13	2-13	

**CAREER STATS**

Year	GP-GS	Ply	Ht	Asst	Tot	TFL	SK	CF/RF	QP
2015	13-0	102	4	4	8	2-8	1-5	0/1	
2016	12-0	321	9	4	13	3-8			1
2017	6-0	122	7	4	11	2.5-14	2-13		1
Totals	31-0	545	20	12	32	7.5-30	3-18	0/1	2



**BRADLEY CHUBB 9**  
**DE | 6'4 | 275 | Sr.**  
**Marietta, Ga. (Hillgrove)**

- A first-team AP preseason All-American, he won 2nd-team honors from Athlon and Sports Illustrated.
- Named a midseason All-American by ESPN.
- On the preseason watch lists for the Bednarik, Nagurski and Hendrick Awards.
- Named the ACC Defensive Lineman of the Week for his performance vs. Florida State and against vs. Syracuse.
- Athlon's Defensive Player of the Week vs. FSU.
- Ranks 2nd in school history with 48 career tackles for loss - second only to No. 1 NFL draft choice Mario Williams.
- His 22.5 career sacks rank 4th on the all-time list.
- Ranks 2nd in the FBS and leads in the ACC with 2.3 tackles for loss per game this season - 12 total.
- Ranks 4th in the FBS and leads the ACC in sacks with 1.08 per game.
- Finished 2016 ranked fourth in the FBS, second in the ACC, in tackles for loss (22) in 2016. He was the national leader at the end of the regular season.
- 22 tackles for loss was the second-best mark in school history. Only No. 1 NFL draft pick Mario Williams had more in a season for the Pack.
- Ranked fourth in the league and 19th nationally in sacks (10.5)-tied for third on the Wolfpack single-season list.
- Named the team's Defensive MVP for 2016.
- A second-team All-ACC performer by the league coaches, third-team by the media.

**CAREER BESTS**

Plays .....74.....Miss. State (2015)  
 Tackles .....9.....Clemson (2015), BC (2015)  
 TFL .....4.5.....Syracuse (2016)  
 Sacks .....3.....Notre Dame (2016)


**2017 GAME BY GAME STATS**

Opp	Ply	Ht	Asst	Tot	TFL	SK	QP	PBU	FF/RF	BK
*SC	47	1	4	5	2-3			1		
*Marsh	57	6	1	7	3-16	1-11				
*Fur	34	0	2	2	0.5-1	0.5-1	1			
*@FSU	51	5	2	7	3-14	2-13				1/0
*Syr	64	3	5	8	3.5-24	2-20	2			
*Lou	76	2	4	6	2-9	1-4	2			1

**CAREER STATS**

Year	G-GS	Pl	Ht	Asst	Tot	TFL	Sk-Yd	C/RF	QP	PBU	INT
2014	11-0	17	1	2	3	0-0	0-0	0/0	0	0	0
2015	13-13	630	29	40	69	12-46	5.5-32	3/0	8	1	0
2016	13-13	673	33	25	58	22-86	10.5-59	2/0	7	0	0
2017	6-6	329	17	18	35	14-67	6.5-49	1/0	4	1	0
Tot	43-32	1,649	80	85	165	48-199	22.5-140	6/0	19	2	1-0

\*Blocked a kick in 2015



**A.J. COLE, III 90**  
**P | 6'4 | 230 | Jr.**  
**College Park, Ga. (Woodward Acad)**

- One of 22 players nationally to be named to the Allstate AFCA Good Works Team®, which honors community service.
- On the preseason watch list for the Ray Guy Award.
- Ranks 18th in the FBS with a 44.8 punt average this season.

- 69-yard punt against South Carolina is the longest in the ACC this season.
- Posts the fourth-best career punting average in school history (42.0).
- His 5,840 punting yards rank 8th in the career record books, while his 139 punts also ranks 9th in school history.
- 58 of his 139 career punts (42%) have been downed inside the opponent's 20 yard line.
- Turned in two punts of 60+ yards in 2016 and two already in 2017.
- Enrolled in an undergraduate graduate program - he is already working on his master's degree while he pursues an undergraduate degree. Both in engineering.
- Has spent his last four spring breaks in Nakuru, Kenya working with a school there.

**CAREER BESTS**


Punts .....9.....BC (2015)  
 Punting Yards .....392.....BC (2015)  
 Punt Avg. ....54.5.....Wake Forest (2016)  
 Punts Inside 20 .....4..... vs. three teams

**2017 GAME BY GAME STATS**

Opp	Punt	Yds	Avg	LG	TB	FC	I20	+50	BK
*SC	4	196	49.0	69	0	0	2	1	0
*Marsh	4	169	42.4	47	1	3	3	0	0
*Fur	3	113	37.7	49	0	1	3	0	0
*@FSU	4	166	41.5	47	0	1	1	0	0
*Syr	4	207	51.8	65	0	0	3	3	0
*Lou	3	135	45.0	50	1	1	2	1	0

**CAREER STATS**

Year	GP-GS	Punt	Yds	Avg	LG	TB	FC	I20	+50	BK
2015	13-13	66	2,750	41.7	72	6	26	28	14	0
2016	13-13	51	2,104	41.3	72	5	20	16	9	1
2017	6-6	22	986	44.8	69	2	6	14	5	0
Totals	32-32	139	5,840	42.0	72	13	52	58	28	1



**COLE COOK 48**  
**TE | 6'6 | 250 | Gr.**  
**Carrollton, Ga. (Carrollton)**

- A semifinalist for the William V. Campbell Trophy - given to the nation's top SCHOLAR-athlete.
- Named to the preseason watch list for the Mackey Award.
- One of the top leaders on the 2017 squad, he was elected to serve as a team captain by his teammates for the second straight year.

**CAREER BESTS**

Plays .....56.....UNC (2016)  
 Receptions .....3.....S. Alabama (2015)  
 Touchdowns .....1.....Old Dominion (2016)  
 Long Rec. ....29.....S. Carolina (2017)

**2017 GAME BY GAME STATS**

OPP	Pl	Rec	Yds	TD	LP
*SC	55	1	29	0	29
*Marsh	45	0	0	0	-
*Fur	39	0	0	0	-
*@FSU	47	0	0	0	-
Syr	50	0	0	0	-
Lou	37	0	0	0	-

## GAME 6: NC STATE vs. LOUISVILLE

### CAREER STATS

Year	GP-GS	PI	Rec	Yds	TD	LP
2014	13-2	230	0	0	0	-
2015	13-4	500	6	61	0	13
2016	12-9	429	4	49	1	27
2017	6-4	273	1	29	0	29
Totals	44-19	1,432	11	139	1	29



**PETER DANIEL** 64/99  
OT | 6'6 | 305 | R-Gr.  
Raleigh, N.C. (Broughton)

- Has lined up at tight end this season and is the backup tackle. Wears No. 99 when he comes in at tight end.
- Former walk-on who earned a scholarship prior to the season.
- Has added over 90 lbs. in the past two years.
- Earned his degree in agricultural business in May of 2017.

### CAREER BESTS

Plays ..... 21 ..... S. Alabama (2015)

### 2017 GAME BY GAME STATS

Opp	Ply	KD	SK Allow
SC	*6	0	0
Marsh	Special Teams Only		
Fur	18	1	0
@FSU	Special Teams Only		
Syra	Special Teams Only		
Lou	Special Teams Only		

### CAREER STATS

Year	GP-GS	Ply	KD	SK Allow
2015	13-0	43	NA	NA
2016	13-0	16	0	0
2017	5-0	18	1	
Totals	31-0	77	NA	NA



**EMEKE EMEZIE** 86  
WR | 6'3 | 209 | Fr.  
Waxhaw, N.C. (Marvin Ridge)

PRONUNCIATION: eh MECK ah ee MEEZE ee

- True freshman who has worked his way into the rotation at wide receiver.

### CAREER BESTS


Plays ..... 30 ..... Furman (2017)  
Receptions ..... 2 ..... Marshall, Furman (2017)  
Rec. Yards ..... 19 ..... Furman (2017)

### 2017 GAME BY GAME STATS

OPP	PI	Rec	Yds	TD	LP
SC	10	1	14	0	14
Marsh	16	2	14	0	8
Fur	30	2	19	0	11
@FSU	3	0	0	0	-
Syra	13	0	0	0	-
Lou	Special Teams Only				

### CAREER STATS

Year	GP-GS	PI	Rec	Yds	TD	YPR	LP
2017	6-0	72	5	47	0	9.4	14




**JOSHUA FEDD-JACKSON** 66  
OG | 6'3 | 336 | Fr.  
Montvale, N.J. (St. Joseph)

### 2017 GAME BY GAME STATS

Opp	Ply	KD	SK Allow
SC	Special Teams Only		
Marsh	Special Teams Only		
Fur	16	3	0
@FSU	Special Teams Only		
Syra	Special Teams Only		
Lou	Special Teams Only		

### CAREER STATS

Year	GP-GS	Ply	KD	SK Allow
2017	5-0	16	3	0



**JEROD FERNANDEZ** 4  
LB | 6'0 | 217 | R-Sr.  
Sanford, Fla. (Lake Mary)

PRONUNCIATION: jere UHD

- Team leader with 51 tackles for the season - he ranks 7th in the ACC with 8.5 per game.
- Led the team in tackles in the opener with 9, a career-high 14 vs. Syracuse and with nine vs. FSU.
- Has started 36 career contests - tied for second among returning defenders.

### CAREER BESTS


Plays ..... 83 ..... Old Dominion (2014)  
Tackles ..... 14 ..... Syracuse (2017)  
Tackles for Loss ..... 1.5 ..... Notre Dame (2016)  
Sacks ..... 1 ..... Syracuse (2014)  
PBUs ..... 2 ..... Vanderbilt (2016)  
Interceptions ..... 2 ..... Florida State (2014)

### 2017 GAME BY GAME STATS

Opp	Ply	Ht	Ast	Tot	TFL	QP	PBU	FF/R
*SC	43	4	5	9	0.5-1			
*Marsh	53	3	4	7	0.5-1			1/0
*Fur	45	2	3	5	0.5-1			
*@FSU	48	3	6	9	0.5-1			
*Syra	77	7	7	14				
*Lou	67	3	4	7			1	

### CAREER STATS

Yr	GP-GS	PI	Hit	Ast	Tot	TFL	SK	PBU	FF/R	INT
2014	12-10	682	32	46	78	4-22	1-13	3	1/0	2-19
2015	13-8	578	13	34	47	3-11	0.5-5			2-39
2016	13-12	808	29	59	88	4.5-15		3	1/0	1-11
2017	6-6	333	22	29	51	2-4				1/0
Tot	44-36	2,401	96	168	264	13.5-52	1.5-18	6	3/0	5-69



**RYAN FINLEY** 15  
QB | 6'4 | 210 | R-Jr. (Gr.)  
Phoenix, Ar. (Boise St./Paradise Val.)

- Boasts the longest streak of pass attempts without an interception in the FBS with 288. He has not thrown a pick since the Miami game in 2016.
- That's the second-longest streak in school and ACC history. Only Russell Wilson had more (379) and he was an NCAA record.
- Ranks second in the ACC and ranks 8th in the FBS with a .709 completion mark. His career mark of .642 currently stands as the school record.

## PLAYER BIOS

- Named the ACC Offensive Back of the Week for his performance against Louisville.
- Ranks 10th in the FBS, 3rd in the ACC, in passing yards with 1,710. Ranks 8th and 3rd in completions per game (26.3).
- Posted the best yards per completion mark of his career in the win over No. 17 Louisville - 18.35 yards on 20 completions.
- Named a Manning Award Star of the Week, a Davey O'Brien "Great 8" performer and a Taxslayer Bowl Player of the Week for his performance vs. FSU.
- Set a school record for pass completions (45) in the opener vs. South Carolina. His 64 attempts ranked 2nd all-time in school history while his 415 yards was the No. 11 mark.
- First Pack QB to open the season with back to back 300-yard passing games since Philip Rivers in 2003.
- Ranks 17th nationally in total offense: 306.7 yards per game.
- After 19 games at NC State, ranks 8th in school history in career passing yards (4,829), 9th in touchdowns (28).
- Ranks 8th in school history in total offense (4,993).
- Posts the best interception avoidance mark in school history at 1.28. He has 625 attempts and just 8 INTs.
- Named to the Academic All-ACC team for his performance last season. He earned a 3.889 GPA while pursuing a Master's degree in liberal arts.
- Threw for 3,059 yards in 2016, the sixth-best mark in school history and the highest mark ever for a Wolfpack sophomore.
- 18 TD passes in 2016 tied as the 11th-best single-season mark in school history and the third-best total ever for a sophomore.
- Turned in 3,153 yards of total offense in 2016 - the seventh-best single-season mark in school history.
- Transferred from Boise State in the summer of 2016 after earning his degree in three years. Was granted a sixth year of eligibility by the NCAA.

### CAREER BESTS

Plays ..... 106 ..... S. Carolina (2017)  
Completions ..... 45 ..... S. Carolina (2017)  
Attempts ..... 64 ..... S. Carolina (2017)  
Pass Yds ..... 415 ..... S. Carolina (2017)  
Pass TDs ..... 3 ..... vs. four teams  
Long Pass ..... 80 ..... East Carolina (2016)  
Rush Attempts ..... 12 ..... Florida State (2016)  
Rushing Yards ..... 24 ..... Clemson, UNC (2016)  
Total Offense ..... 393 ..... S. Carolina (2017)

### 2017 GAME BY GAME STATS

Opp	Ply	Cmp-Att	Yds	Int	TD	Lg	Pct.	Rush-Yds	TO
*SC	106	45-64	415	0	2	32	.703	5-(22)	393
*Marsh	71	29-36	341	0	3	45	.805	5-42	383
*Fur	55	22-27	231	0	1	30	.815	2-(6)	225
*@FSU	74	22-32	230	0	2	71	.688	0-0	230
*Syra	86	20-33	186	0	1	30	.606	5-37	223
*Lou	74	20-31	367	0	1	79	.645	7-19	386

### CAREER STATS


#### at NC State

Year	GP-S	Ply	Cmp-Att	Yds	Int	TD	Lg	Pct.	Rush-Yds
2016	13-13	848	243-402	3,059	8	18	80	.604	74-94
2017	6-6	466	158-223	1,770	0	10	79	.709	24-70
Totals	19-19	1314	401-625	4,829	8	28	80	.642	98-164

#### at Boise State

Year	GP-S	C-A	Yds	Int	TD	Lg	Pct.	Rush-Yds
2014	5-0	12-27	161	1	2	43	.444	7-31
2015	3-3	46-70	485	4	1	43	.657	22-42
Totals	8-3	58-97	646	5	3	43	.597	29-73



**SHUG FRAZIER****DT | 6'3 | 315 | R-Fr.**  
**Buford, Ga. (Buford)****90****CAREER BESTS**Plays ..... 32 ..... Furman (2017)  
Tackles ..... 3 ..... Furman (2017)**2017 GAME BY GAME STATS**

Opp	Ply	Ht	Asst	Tot	TFL	SK	PBU	CF/R
SC	2	0	0	0				
Marsh	13	0	0	0				
Fur	32	1	2	3				
@ FSU	10	0	1	1				
Syra	20	0	0	0				
Lou	10	0	0	0				

Yr	GP-GS	PI	Hit	Asst	Tot	TFL	SK	PBU	CF/R	INT
2017	6-0	87	1	3	4					

**REGGIE GALLASPY II 25****RB | 5'11 | 225 | Jr.**  
**High Point, N.C. (S. Guilford)****PRONUNCIATION:** gahl LASS bee


- Leading rusher in the win over Marshall, he scored two rushing touchdowns.
- Backed up 1,000-yard rusher Matt Dayes in 2016, he was the team's second-leading rusher.
- Ran for almost 7,000 yards in his his three-year high school career. He led the state of North Carolina in rushing with 349 -3,318 yards and 52 TDs in 2014.

**CAREER BESTS**Plays ..... 48 ..... S. Carolina (2017)  
Rushes ..... 14 ..... UNC (2015)  
Rushing Yards ..... 81 ..... Syracuse (2015)  
Rush TDs ..... 2 ..... S. Ala (2015), Marshall (2017)  
Long Rush ..... 37 ..... East Carolina (2016)**2017 GAME BY GAME STATS**

Opp	PI	Att	Yds	TD	Lg	YPC	Rc-Yds	TD	YPR	LG
SC	48	13	27	0	8	2.1	2-13	0	6.5	11
*Marsh	34	12	61	2	23	5.1	0-0	0	0	-
Fur	21	7	22	0	9	3.1	0-0	0	0	-
@ FSU	8	2	29	0	30	14.5	0-0	0	0	-
Syra	18	10	33	1	10	3.3	0-0	0	-	-
Lou	27	8	31	1	13	3.9	0-0	0	-	-

**CAREER STATS**


Year	GP-S	PI	Att	Yds	TD	Lg	YPC	Rc-Yds	TD	YPR	LG
2015	12-1	164	66	316	4	35	4.8	4-39	0	9.0	21
2016	12-0	144	49	234	2	37	4.8	5-9	0	1.8	6
2017	6-1	156	52	203	4	30	3.9	2-13	0	6.5	11
Tot	30-2	464	167	753	10	37	4.5	11-61	0	5.5	21

**TYLER GRIFFITHS****LS | 6'2 | 230 | Jr.**  
**Indian Trail, N.C. (Sun Valley)****57**

- Has snapped the ball 307 times in his career.
- Snapper for all kicks for the third straight season.

**CAREER STATS**

Year	GP-GS	PI	Punt Snaps	Short Snaps
2015	12-0	0	67	70
2016	13-0	0	53	58
Totals	6-0	0	23	37
Totals	31-0	0	143	165

**KELVIN HARMON****WR | 6'3 | 213 | Soph.**  
**Palmyra, N.J. (Palmyra)****3**


- Has posted three 100-yard receiving games this season - including a career-high 133 yards over No. 17 Louisville.
- Has four 100+ yard games for his career - tied as 7th highest in school history.
- First WR to open the season with back-to-back 100-yard games since Koren Robinson in 2000.
- Ranks 49th in the FBS in receptions per game (5.4)
- Earned the team's 2016 Philip Rivers Award for Freshman of the Year, he was named to the Athlon Sports All-ACC Freshman squad.
- Set a school record for TD receptions by a freshman with five last season. His 462 yards was the third-best total ever by a Pack rookie.
- Averaged 17.1 yards per catch for the season, the second-best mark ever by an NC State freshman.
- Leads the team in touchdown catches.

**CAREER BESTS**Plays ..... 94 ..... S. Carolina (2017)  
Receptions ..... 10 ..... S. Carolina (2017)  
Rec. Yards ..... 133 ..... Louisville (2017)  
Rec. TDs ..... 2 ..... Wake Forest (2016)  
Long Reception ..... 68 ..... Syracuse (2016)**2017 GAME BY GAME STATS**

OPP	PI	Rec	Yds	TD	LP
*SC	94	10	114	0	24
Marsh	53	9	121	1	34
*Fur	40	5	33	0	14
*@FSU	61	1	16	0	16
*Syr	53	2	17	0	10
*Lou	68	6	133	1	48

**CAREER STATS**

Year	GP-GS	PI	Rec	Yds	TD	YPR	LP
2016	13-4	460	27	462	5	17.1	68
2017	6-5	369	33	434	2	13.2	48
Totals	19-9	829	60	896	7	14.9	68

**B.J. HILL****DT | 6'4 | 315 | Sr.**  
**Oakboro, N.C. (West Stanley)****98**

- Tied for most career starts (37) on defense. That mark ranks second on the entire team.
- Key to the Pack's successful rush defense for the past two seasons.
- One of the strongest players on the team, he can bench 500 lbs.
- On the preseason watch list for the Outland Trophy and Bednarik Award.

**CAREER BESTS**Plays ..... 70 ..... Miss. St. (2015), UCF (2014)  
Tackles ..... 9 ..... Clemson (2016)  
TFL ..... 2.5 ..... Syracuse (2014), BC (2015)  
Sacks ..... 1.5 ..... BC (2015)


QB Pressures ..... 2 ..... Florida State (2015)

**2017 GAME BY GAME STATS**

Opp	Ply	Ht	Asst	Tot	TFL	SK	PBU	QP	CF/R
*SC	46	0	2	2					
*Marsh	55	0	1	1					
*Fur	34	3	3	6					1
*@ FSU	54	1	1	2	1-5	1-5			
*Syra	64	0	6	6					
*Lou	76	1	3	4			1	1	

**CAREER STATS**

Year	G-GS	PI	Hit	Asst	Tot	TFL	Sk	CF/R	QP	PBU
2014	12-5	486	20	20	40	7.5--23	1.5-4		2	1
2015	13-13	613	24	27	51	11-36	3.5-12		4	3
2016	13-13	586	16	23	39	2.5-9	1-8	1/2	2	2
2017	6-6	329	5	16	21	1-5	1-5		3	2
Tot	44-37	2,014	65	86	151	22-73	7-29	1/2	11	8

**NYHEIM HINES****RB | 5'9 | 197 | Jr.**  
**Garner, N.C. (Garner)****7****PRONUNCIATION:** nie HEEM

- Ranks 6th in the FBS and leads the ACC, with 166.67 all-purpose yards per game.
- Has posted back-to-back 100 yard rushing games: 115 vs. Syracuse and 102 vs. Louisville. 115 was a career high.
- Has moved up to 27th nationally in rushing, 2nd in the ACC, with 513 yards.
- Named to the Paul Hornung Honor Roll for the SC game and again for the Louisville contest.
- An All-American and ACC Champion in track, he played WR and RB in 2016, but saw most of his action at WR.
- Ranks 2nd in school history with 2,062 career kickoff return yards.
- Has tallied 3,770 all-purpose yards for his career - the No. 9 mark in school history.
- 25.1 KOR average is the No. 6 career mark in school history.
- One of only four players in ACC history to post two 100-yard kickoff returns in a career.
- Had 11 catches vs. Florida State in 2016- tied as the fifth-highest reception total in school history.

**CAREER BESTS**Plays ..... 54 ..... Syracuse (2017)  
Receptions ..... 11 ..... Florida State (2016)  
Receiving Yards ..... 124 ..... Florida State (2016)  
Rec. TDs ..... 1 ..... Wake Forest (2015)  
Long Rec. .... 58 ..... Wake Forest (2015)  
Rushes ..... 24 ..... Florida St. (2017)  
Rushing Yards ..... 115 ..... Syracuse (2017)  
Rush TDs ..... 1 ..... vs. several teams  
Long Rush ..... 39 ..... Syracuse (2017)  
KOR ..... 8 ..... Louisville (2016)  
KOR Yards ..... 189 ..... Louisville (2016)  
KOR TDs ..... 1 ..... Clemson (2015), Vandy (2016)  
Long KOR ..... 100 ..... Clemson (2015), Vandy (2016)**2017 GAME BY GAME STATS**

Opp	PI	Att	Yds	TD	Lg	Rc-Yds	TD	LG	KOR	PR
*SC	53	15	81	1	19	4-32	0	15	2-39	3-40
Marsh	37	13	29	0	9	4-14	0	8	4-94	0-0
*Fur	28	11	92	1	28	1-7	0	7	2-68	0-0
*@FS	54	24	94	0	17	1-8	0	8	1-21	0-0
*Syra	52	19	115	1	39	2-8	0	10	2-33	0-0
*Lou	42	18	102	2	45	2-15	0	11	4-105	2-3

## CAREER STATS

Year	GP-S	Pl	Rec	Yds	TD	Lg	Rush	TD	KOR	TD	PR
2015	13-5	392	20	256	1	58	48-243	1	35	920	1
2016	12-6	410	43	525	0	56	13-44	0	32	782	1
2017	6-5	266	14	84	0	15	100-513	5	15	360	0.5-43
Tot	31-16	1078	77	865	1	58	161-800	6	82	2,062	2.5-43

**JUSTIN JONES****27****DT | 6'2 | 312 | Sr.**  
**Austell, Ga. (S. Cobb)**

- Unsung member of the Pack's defensive line who has come on strong in the last three games.
- Tallied a career-high 2.5 tackles for loss in the win over Syracuse.

## CAREER BESTS

Plays.....	68	Syracuse (2017)
Tackles.....	7	vs. four teams
TFL.....	2.5	Syracuse (2017)
Sacks.....	1	vs. many

## 2017 GAME BY GAME STATS

Opp	Ply	Ht	Asst	Tot	TFL	SK	PBU	QP	FF/R
*SC	28	0	0	0					
*Marsh	42	0	0	0					0/1
*Fur	54	4	3	7	0.5-0	0.5-0			
*@FSU	37	1	0	1	1-3	1-3			
*Syr	68	3	4	7	2.5-9	1-4			2
*Lou	57	0	3	3	0.5-0				

## CAREER STATS

Year	GP-S	Pl	Hit	Asst	Tot	TFL	Sk	QP	FF/RPBU
2014	10-0	132	6	5	11			2	
2015	13-3	408	20	9	29	6.5-24	2-12	3	1/0
2016	13-13	567	21	22	43	6.5-36	3-25	2	1
2017	6-6	286	8	10	18	4.5-12	2.5-7	2	0 0
Tot	42-22	1,393	55	46	101	17.5-72	7.5-44	9	1/1 1

*blocked a kick in 2016*

**TYLER JONES****53****OT | 6'3 | 300 | R-Jr.**  
**Stone Mountain, Ga. (Stephenson)**

- Has played 97% of the Pack's offensive snaps this season (463 of 479 gradeable snaps).
- Played 98% last season, including every snap vs. ACC.
- Starter at left tackle for the entire 2016 season, he did not allow a sack in the last seven games.
- In 2015, started two contests at left guard and three at right tackle.

## CAREER BESTS

Plays.....	103	S. Carolina (2017)
Knockdowns.....	6	Syracuse (2017)

## 2017 GAME BY GAME STATS

Opp	Ply	KD	SK	Allow
*SC	103	0	0	
*Marsh	71	3	0	
*Fur	55	1	1	
*@FSU	74	1	0	
*Syr	87	6	0	
*Lou	73	4	9	

## CAREER STATS

Year	GP-GS	Ply	KD	Sk	Allow
2015	11-6	531	NA	NA	
2016	13-13	952	26	2	
2017	6-6	463	15	3	
Totals	30-25	1,946	NA	NA	

**TIM KIDD-GLASS****34****SAF | 6'1 | 202 | So.**  
**Danville, Va. (George Washington)**

- Young starter at free safety who has improved greatly in the last several games.

- Earned his first career start in his second career game at free safety.

## CAREER BESTS

Plays.....	83	Syracuse (2017)
Tackles.....	3	Syracuse (2017)

## 2017 GAME BY GAME STATS

Opp	Ply	Ht	Asst	Tot	QP	PBU
SC	17	0	1	1		
*Marsh	71	1	1	2		
*Fur	67	2	0	2		
*@FSU	68	1	1	2	1	
*Syr	83	2	1	3		1
*Lou	82	2	1	3		1

## CAREER STATS

Year	G-GS	Pl	Hit	Asst	Tot	QP	PBU
2016	8-0	0	1	1	2		
2017	6-5	388	8	5	13	1	2
Tot	14-5	388	9	6	15	1	2

**NICK LACY****26****CB | 5'7 | 182 | R-Sr.**  
**Pinehurst, N.C. (Pinecrest)**


- Saw the first action from scrimmage of his career in the win over Furman.
- Has traveled to Kenya over the past two spring breaks on a mission trip.

## 2017 GAME BY GAME STATS

Opp	Ply	Ht	Asst	Tot
SC	ST	0	1	1
Marsh	ST	0	0	0
Fur	10	0	0	0
@ FSU	0	1	1	2
Syr	0	0	1	1
Lou	0	1	0	1

## CAREER STATS

Year	G-GS	Pl	Hit	Asst	Tot	CF/R
2014	4-0	0	0	0	0	0/1
2015	10-0	0	0	1	1	0/0
2016	12-0	0	0	0	0	0/0
2017	6-0	10	2	3	5	0/0
2017	32-0	10	2	4	6	0/1

**GAVIN LOCKLEAR****6****WR | 5'10 | 195 | R-Sr.**  
**Apex, N.C. (Apex)**

- Completed a pass to quarterback Ryan Finley in the win over Syracuse.
- Former walk-on who was awarded a scholarship prior to the 2016 season.
- Co-recipient of the team's Ken McNeill Iron Wolf Award, awarded annually to the player who makes the greatest comeback from injury. He suffered an open compound fracture in his lower leg in the summer of 2014.

## CAREER BESTS


Plays.....	28	ODU (2015)
Receptions.....	2	UNC (2015)
Rec. Yards.....	25	UNC (2015)

## 2017 GAME BY GAME STATS

OPP	Pl	Rec	Yds	TD	LP	Cmp-Att-Yd
SC	19	0	0	0	-	
Marsh	9	1	4	0	4	
Fur	21	1	5	0	5	
@ FSU	1	0	0	0	-	
Syr	4	0	0	0	-	1-1-20
Lou	0	0	0	0		

## CAREER STATS

Year	GP-GS	Pl	Rec	Yds	TD	YPR	LP	Cmp-Att	Yds
2015	12-0	103	7	75	0	10.7	15		
2016	13-0	82	2	15	0	7.5	10	2-3	66
2017	5-0	54	2	9	0	4.5	4	1-1	
Totals	30-0	239	11	99	0	9.0	15	3-4	66

**STEPHEN LOUIS****12****WR | 6'2 | 217 | R-Jr.**  
**W. Palm Beach, Fla. (Palm Bch Lakes)**PRONUNCIATION: *steff AHN LEW iss*

- Posts the 16th-best career yards-per-catch mark in school history: 16.4
- Ranked third in the ACC and 13th in the FBS in 2016 with a 19.37 yards per catch average - that mark ranked ninth in school history.
- Led the team in receiving yardage with 678 last season.
- His three 100-yard games in 2016 tied as the ninth-best mark ever for a Pack receiver.
- Earned the team's Gary Rowe Award for receiver of the year. Also a co-recipient of the Ken McNeill Iron Wolf Award, given for making a comeback from an injury.
- First Wolfpack player since Jerricho Cotchery in 2003 to post three 100+ yard games in one season.

## CAREER BESTS


Plays.....	95	Syracuse (2017)
Receptions.....	6	Furman (2017)
Receiving Yards.....	142	East Carolina (2016)
Rec. TDs.....	1	vs. many

## 2017 GAME BY GAME STATS

OPP	Pl	Rec	Yds	TD	LP
*SC	95	5	39	0	9
Marsh	49	5	73	1	24
*Fur	38	6	56	0	14
*@FSU	55	2	18	0	10
*Syr	64	4	67	1	30
*Lou	51	3	99	0	39

## CAREER STATS

Year	GP-GS	Pl	Rec	Yds	TD	YPR	LP
2014	12-2	187	7	72	1	10.3	21
2016	13-10	638	35	678	2	19.4	80
2017	6-5	352	25	352	2	14.1	30
Totals	31-17	1,177	67	1102	5	16.4	80

**JALAN MCCLENDON****2****QB | 6'5 | 221 | R-Jr.**  
**Charlotte, N.C. (West Mecklenburg)**

- Backup quarterback who saw action in 10 games and was the team's fourth-leading rusher.

## CAREER BESTS

Plays	26	William & Mary (2016)
Completions	6	William & Mary (2016)
Attempts	9	William & Mary (2016)
Pass TD	1	Old Dominion (2016)
Long Pass	29	William & Mary (2016)
Rush	10	Notre Dame (2016)
Rush Yards	56	Notre Dame (2016)
Rush TDs	2	Old Dominion (2016)
Long Rush	20	Notre Dame (2016)

## 2017 GAME BY GAME STATS

Opp	Ply	Cmp-Att	Yds	Int	TD	Lg	Pct.	Rush-Yds	TD
Fur	16	2-3	17	0	0	9	.667	6-67	0
Lou	1	0-0	0	0	0	-	.000	0-0	0

## CAREER STATS

Year	GP-S	PI	Cmp-Att	Yds	Int	TD	Lg	Rush-Yds	Tot Off
2015	7-0	66	8-14	69	0	0	15	5-11	80
2016	10-0	123	16-30	176	4	1	29	35-145	321
2017	2-0	16	2-3	17	0	0	9	6-67	84
Tot	19-0	205	26-47	262	4	1	29	46-223	485



**NICK MC CLOUD** 21  
CB | 6'1 | 189 | So.  
Rock Hill, S.C. (South Pointe)

- One of just two true freshman to see action from scrimmage on defense in 2016.
- Also started the 2016 Vanderbilt game (Independence Bowl) when regular starter Mike Stevens was injured.

## CAREER BESTS

Plays	81	Vanderbilt (2016)
Tackles	7	Vanderbilt (2016)
PBUS	2	Marsh (2017), Vand. (2016)

## 2017 GAME BY GAME STATS

Opp	Ply	Ht	Ast	Tot	TFL	SK	PBU	CF/R
*SC	52	3	0	3				
*Marsh	71	2	2	4			2	
*Fur	45	1	0	1			1	
*@FSU	65	2	1	3				
*Syr	68	2	0	2			1	
*Lou	25	0	0	0				

Year	GP-GS	PI	Hit	Ast	Tot	PBU
2016	10-1	184	13	1	14	3
2017	6-6	326	10	3	13	4
Totals	16-7	510	23	4	27	7



**JAKOBI MEYERS** 11  
WR | 6'2 | 203 | R-So.  
Lithonia, Ga. (Arabia Mountain)

- Had the longest play of the season - a 71-yard touchdown reception - in the win at Florida State.
- Had 112 yards on five catches in that victory.
- Moved to wide receiver from quarterback a week before the 2016 season opener and played there all season.

## CAREER BESTS

Plays	47	S. Carolina (2017)
Receptions	7	Syracuse (2017)
Rec. Yards	112	FSU (2017)

## 2017 GAME BY GAME STATS

OPP	PI	Rec	Yds	TD	LP
SC	47	5	62	1	32
*Marsh	34	2	10	0	15
Fur		DNP			
@FSU	20	5	112	1	71
*Syr	46	7	57	0	16
*Lou	47	2	16	0	9

## CAREER STATS

Year	GP-GS	PI	Rec	Yds	TD	YPR	LP	Cmp	Att	Yds	TD	Rush
2016	13-0	100	13	158	0	12.1	32	1	2	27	0	1-4
2017	5-3	194	21	257	1	12.2	32	0	0	0	0	0-0
Totals	18-3	294	34	415	1	12.2	32	1	2	27	0	1-4



**BROCK MILLER** 36  
LB/NIC | 6'3 | 231 | R-Fr.  
Port St. Lucie, Fla. (Carroll Catholic)

- Currently working at nickel and linebacker.

## 2017 GAME BY GAME STATS

Opp	Ply	Ht	Ast	Tot	TFL	SK	PBU	CF/R
SC	ST	0	1	1				
Marsh	ST	0	0	0				
Fur	14	2	1	3				
@FSU	ST	0	0	0				
Syr	ST	0	0	0				
Lou	ST	1	0	1				

## CAREER STATS

Year	G-GS	PI	Hit	Ast	Tot
2017	6-0	14	3	2	5



**AIRIUS MOORE** 58  
LB | 6'0 | 235 | Sr.  
Beavercreek, Ohio (Beavercreek)

- Pulled down his first career interception in the win over Marshall.
- Has played in more career games (45) than any other player on defense and is tied for the most games played on the entire team.
- Named to the preseason watch list for the Butkus Award and the Lott IMPACT Trophy.
- An Academic All-ACC performer in 2016.
- Ranked third on the team in tackles in 2016, second in tackles for loss.
- Named the defensive MVP for the Independence Bowl victory over Vanderbilt, he tallied nine tackles, including two sacks, in that contest.

## CAREER BESTS


Plays	94	Clemson (2016)
Tackles	11	East Carolina (2016)
TFL	4.5	East Carolina (2016)
Sacks	2	Vanderbilt (2016)

## 2017 GAME BY GAME STATS

Opp	Ply	Ht	Ast	Tot	TFL	SK	QP	PBU	QP	FF/R	Int
*SC	30	0	1	1					1		
*Marsh	54	1	5	6					1		1-4
*Fur	57	4	4	8					1		
*@FSU	46	3	2	5					1		
*Syr	44	1	0	1					1		
*Lou	67	4	4	8							

## CAREER STATS

Yr	GP-S	PI	Ht	Ast	Tot	TFL	SK	QP	PBU	FF/R	Int
2014	13-4	337	21	16	37	3.5-11	1-8	2		1/0	
2015	13-13	793	32	45	77	8-22	0.5-7	3	1	0/1	
2016	13-13	807	55	31	86	13.5-42	2.5-15	1	5	1/2	
2017	6-6	298	13	16	29				2	3	1-4
Tot	45-36	2,235	121	208	230	25-75	4-30	8	9	2/3-4	



**JARIUS MOREHEAD** 31  
SS | 6'1 | 217 | R-Soph.  
Whitsett, N.C. (E. Guilford)

- Leading tackler in the Wolfpack's win over Louisville will a career-high 11 stops. He had set a career high the previous week with eight tackles while in for a career-high 84 snaps in the win over Syracuse.
- If for 166 snaps in the past two games.
- Saw action in all 13 games last season, he started the Wolfpack's win over Notre Dame at strong safety.

## CAREER BESTS


Plays	84	Syracuse (2017)
Tackles	11	Louisville (2017)
Interceptions	1	Notre Dame (2016)

## 2017 GAME BY GAME STATS

Opp	Ply	Ht	Ast	Tot	TFL	QP	PBU	CF/R
*SC	52	2	4	6				1
Marsh	52	4	1	5	0.5-1			
*Fur	67	3	2	5				
*@FSU	68	5	2	7	0.5-1			0/1
*Syr	84	6	2	8			1	
*Lou	82	7	4	11				1

## CAREER STATS

Year	GP-S	PI	Hit	Ast	Tot	TFL-YD	Sk-Yd	QP	PBU	Int
2016	13-1	92	7	5	12					1-25
2017	6-5	405	27	15	42	1-2			1	2
Totals	19-6	497	34	20	54	1-2			1	2 1-25



**DAKWA NICHOLS** 27  
RB | 5'9 | 195 | R-Gr.  
Rockingham, N.C. (Rockingham)

PRONUNCIATION: dah QUAY

- Suffered a season-ending leg injury in the Syracuse game.

## CAREER BESTS

Plays	47	Miss. St. (2015)
Rush	12	Syracuse (2015)
Rush Yards	78	Syracuse (2015)
Rush TD	1	Syracuse (2015), ODU (2016)
Long Rush	19	Syracuse (2015)

## 2017 GAME BY GAME STATS

Opp	PI	Att	Yds	TD	Lg	YPC	Rc-Yds	TD	YPR	LG
SC										Special Teams Only
Marsh	1									
Fur	10	6	38	1	14	6.3	1-9	0	9.0	9
@FSU	7	1	-2	0	-2	-2.0	0-0	0	0	-
Syr	1	1	1	0	1	1.0	0-0	0	0	-

## CAREER STATS

Year	GP-S	PI	Rush	Yds	TD	LG	Rec-Yds	TD	KOR
2014	12-0	16	11	66	0	18		0	11-217
2015	13-2	219	43	201	1	19	1-4	0	0-0
2016	11-0	81	19	98	1	11	2-23	0	1-22
2017	5-0	19	8	37	1	14	1-9		
Totals	40-2	335	81	402	3	19	4-36	0	12-239



**RILEY NICHOLSON 32**  
LB | 6'0 | 237 | Jr.  
Lake Kissimmee, Fla. (Osceola)

- Suffered an injury vs. South Carolina and has not played since.

**CAREER BESTS**


Plays ..... 58 ..... Syracuse (2015)  
Tackles ..... 9 ..... Syracuse (2015)  
TFL ..... 1 ..... Syracuse (2015), W&M (2016)

**2017 GAME BY GAME STATS**

Opp	Ply	Ht	Ast	Tot	TFL	SK	PBU	CF/R
SC	ST	0	0	0				

**CAREER STATS**

Year	GP-S	PI	Hit	AstTot	TFL-YD	Sk-Yd	QP	PB	CF/RE
2015	13-4	213	13	18 31	3-4		1	1	
2016	11-1	105	8	4 12	1.5-4	0.5-1	1		1/0
2017	1-0	0	0	0 0	0				
Tot	25-5	318	21	22 43	4.5-8	0.5-1	2		1/0



**DYLAN PARHAM 28**  
TE | 6'4 | 24 | R-Jr.  
Raleigh, N.C. (Southeast)

PRONUNCIATION: PAIR ahm

- Redshirted last season at QB before moving to TE in the summer.

**CAREER BESTS**


Plays ..... 11 ..... Furman (2017)  
Receptions ..... 1 ..... FSU (2017)

**2017 GAME BY GAME STATS**

OPP	PI	Rec	Yds	TD	LP
SC	2	0	0	0	-
Marsh					Special Teams Only
Fur	11	0	0	0	-
@FSU	8	1	25	0	25
Syra	2	0	0	0	-
Lou					DNP - Injured

**CAREER STATS**

Year	GP-GS	PI	Rec	Yds	TD
2017	5-0	23	1	25	0



**FREDDIE PHILLIPS, JR 10**  
NIC | 6'1 | 210 | Jr.  
Pelion, S.C. (Pelion)

- Suffered a season-ending achilles injury versus South Carolina.

**CAREER BESTS**

Plays ..... 8 ..... S. Carolina (2017)

**2017 GAME BY GAME STATS**

Opp	Ply	Ht	Ast	Tot	TFL	SK	PBU	CF/R
SC	8	0	1	1				

Year	GP-GS	PI	Hit	Ast	Tot
2015	10-0	4	3	0	3
2016	13-0	0	5	0	5
2017	1-0	8	0	1	1
Totals	24-0	12	8	1	9



**GERMAINE PRATT 3**  
LB | 6'3 | 235 | R-Jr.  
High Point, N.C. (Central)

- Awarded a game ball after icing the win over No. 17 Louisville with a 25-yard pick six.
- Can back up both linebacker spots.
- Redshirted the 2016 season after undergoing shoulder surgery, he was a backup free safety in 2015.
- Has added 39 lbs. since the summer of 2016.

**CAREER BESTS**

Plays ..... 57 ..... Virginia Tech (2015)  
Tackles ..... 9 ..... Virginia Tech (2015)  
TFL ..... 1 ..... ODU (2015), Furman (2017)

**2017 GAME BY GAME STATS**

Opp	Ply	Ht	Ast	Tot	TFL	SK	PBU
SC	25	3	2	5			
Marsh	33	0	5	5			
Fur	28	4	1	5	1-3	1	
@FSU	34	2	3	5			
Syra	43	1	2	3	0.5-2		
Lou	28	1	0	1		1	1-25

**CAREER STATS**

Year	GP-GS	PI	Hit	Ast	Tot	TFL-YD	PBU	Int	CF/RE
2014	13-1	262	21	11	32		3		
2015	13-0	178	13	17	30	1.5-7	1	1-4	3/1
2017	6-0	191	11	13	24	1.5-5	3	1-25	
Totals	32-1	631	45	41	86	3-12	6	2-29	3/1



**TERRONNE PRESCOD 70**  
OG | 6'5 | 331 | R-Jr.  
Decatur, Ga. (Columbia)

- Has tallied 19 knockdown blocks in the past four games, he only had three for the entire 2016 campaign.
- In for a career-high 86 snaps and tallied a game-best, career-high knockdown blocks in the win over Syracuse.
- Slowed by sickness and injury during fall camp, he played at LG in the season opener and started at right tackle vs. Marshall and at left guard vs. Furman.
- Started at left guard in the 2017 opener, he started three games at right tackle in 2016 and played RG in the first six games.

**CAREER BESTS**


Plays ..... 86 ..... Syracuse (2017)  
Knockdown Blocks ..... 7 ..... Syracuse (2017)

**2017 GAME BY GAME STATS**

Opp	Ply	KD	SK	Allow
SC	61	1	0	
*Marsh	55	0	0	
*Fur	55	6	0	
*@FSU	74	4	0	
*Syra	86	7	0	
*Lou	70	2	0	

**CAREER STATS**

Year	GP-GS	Ply	KD	SK	Allow
2015	12-0	42	NA	NA	
2016	13-3	311	3	2	
2017	6-5	401	20	0	
Totals	31-8	754	NA	NA	



**JuMICHAEL RAMOS 85**  
WR | 6'2 | 200 | RS-Gr.  
Lovejoy, Ga. (Lovejoy)

- Scored his first touchdown in almost two years in the win over Furman - a 30-yarder.
- Redshirted the 2016 campaign after undergoing two knee surgeries, he was the Pack's second-leading receiver on the team with 34 catches in 2015.


**CAREER BESTS**

Plays ..... 67 ..... UNC (2015)  
Receptions ..... 7 ..... E. Kentucky (2015)  
Receiving Yards ..... 109 ..... Boston College (2013)  
Rec. Touchdowns ..... 2 ..... East Carolina (2013)  
Long Reception ..... 52 ..... Boston College (2013)

**2017 GAME BY GAME STATS**

OPP	PI	Rec	Yds	TD	LP
SC					Did Not Play
*Marsh	5	0	0	0	
Fur	15	1	30	1	30
@FSU	10	0	0	0	-
Syra	8	0	0	0	-
Lou	7	0	0	0	-

Year	GP-GS	PI	Rec	Yds	TD	YPR	LG
2013	11-2	291	24	352	3	14.7	52
2014	10-0	59	1	7	0	7.0	-
2015	13-7	488	34	457	3	13.4	48
2017	5-1	45	1	30	1	30.0	30
Totals	39-10	883	60	846	7	14.1	52



**WILL RICHARDSON 54**  
OT | 6'6 | 322 | R-Jr.  
Burlington, N.C. (Cummings)

- Has earned the highest coaches' grade in the three ACC contests, his 96% vs. Louisville was the highest o-line coach Dwayne Ledford has ever awarded. H
- Named the ACC Offensive Lineman of the Week vs. Louisville.
- Has not allowed a sack or a pressure in three ACC contests.
- Iced the wins vs. FSU and Syracuse with pancake blocks on runs to his side.
- Suspended for the first two games, he returned versus Furman.

**CAREER BESTS**

Plays ..... 87 ..... Syracuse (2017)  
Knockdowns ..... 6 ..... Syracuse (2017)

**2017 RICHARDSON GAME BY GAME**

Opp	Ply	KD	SK	Allow
SC				DNP - Suspended
Marsh				DNP - Suspended
*Fur	54	2	0	
*@FSU	74	3	0	
*Syra	87	6	0	
*Lou	73	2	0	

**CAREER STATS**

Year	GP-GS	Ply	KD	SK	Allow
2015	11-11	588	NA	NA	
2016	12-10	812	31	3	
2017	4-4	288	13	0	
Totals	27-25	1,688	NA	NA	





**C.J. RILEY** **19**  
WR | 6'3 | 204 | R-Fr.  
Coconut Grove, Fla. (N. Broward Prep)

- Fastest player on the team with 4.48 40-yard dash.
- Suffered a torn ACL in the summer of 2016.

**CAREER BESTS**


Plays .....28..... FSU (2017)  
Receptions.....2..... S. Carolina (2017)  
Rec. Yards.....45..... Marshall (2017)

**2017 GAME BY GAME STATS**

OPP	Pl	Rec	Yds	TD	LP
SC	16	2	27	0	21
Marsh	16	1	45	0	45
Fur	25	1	14	0	14
@FSU	28	1	12	0	12
Syra	26	0	0	0	-
Lou	17	0	0	0	-

**CAREER STATS**

Year	GP-GS	Pl	Rec	Yds	TD	YPR	LP
2017	6-0	128	5	98	0	19.6	45



**TYRONE RILEY** **95**  
DE | 6'6 | 285 | R-So.  
Savannah, Ga. (Calvary Day)

- Backup at defensive end in 2016 who was making great progress at midseason before tearing his bicep and missing two games.

**CAREER BESTS**


Plays .....30..... Louisville (2016)  
Tackles .....5..... Louisville (2016)  
TFL .....1..... vs. two teams

**2017 GAME BY GAME STATS**

Opp	Ply	Ht	Ast	Tot	TFL	SK	PBU	CF/R
SC	0			Special Teams Only				
Marsh				Special Teams Only				
Fur	5	0	0	0				
@FSU	0			Special Teams Only				
Syra				Special Teams Only				
Lou				Special Teams Only				

**CAREER STATS**

Year	GP-GS	Ply	Ht	Ast	Tot	TFL	Sack
2016	11-0	132	7	2	9	2-9	1-8
2017	5-0	5	0	0	0		
Totals	16-0	137	7	2	9	2-9	1-8



**DARIAN ROSEBORO** **45**  
DE | 6'4 | 287 | Jr.  
Lincolnton, N.C. (Lincolnton)

- Led the team in tackles with nine in the win over Furman.
- Ranked second on the Wolfpack squad in sacks with seven in 2016.
- Almost one-half (11 of 25) of his tackles were behind the line of scrimmage in 2016. He ranked third on the team in tackles for loss.

**CAREER BESTS**

Plays .....50..... Syracuse (2017)


Tackles .....9..... Furman (2017)  
TFL .....3..... S. Ala (2015), ODU (2016)  
Sacks .....3..... Old Dominion (2016)

**2017 GAME BY GAME STATS**

Opp	Ply	Ht	Ast	Tot	TFL	SK	QP	PBU
SC	19	1	0	1				
Marsh	29	1	0	1				
Fur	35	3	6	9	2-14	0.5-4		
@FSU	27	0	0	0				
Syra	50	3	2	5	1-5			1
Lou	39	1	0	1				

**CAREER STATS**

Year	GP-S	Ply	Ht	Ast	Tot	TFL	Sk	QP	INT
2015	13-0	253	8	10	18	5.5-31	4-27	3	1-20-1
2016	13-1	457	16	9	25	11-74	7-61	5	
2017	6-0	170	8	8	16	3-19	0.5-4	1	
Tot	32-1	880	32	27	59	19.5-124	11.5-92	9	1-20-1



**JAYLEN SAMUELS** **1**  
H | 5'11 | 228 | Sr.  
Charlotte, N.C. (Mallard Creek)

- Named a midseason All-American by ESPN.
- Only active player in the nation with 15+ career rushing TDs and 15+ career passing TDs.
- Tied Torry Holt's school record with 15 receptions in the season opener. He had a dozen catches in the win at Florida State - tied as the fourth-best mark in school history.
- Ranks 17th in the FBS, 2nd in the ACC, in touchdowns with 8.
- Has caught a pass in 34 consecutive contests - that's the fifth-best active streak in the FBS, the fourth-longest streak in school history and the longest since Jericho Cotchery had a streak of 39 games from 2000-03.
- Ranks fourth in school history with 39 career touchdowns.
- Ranks third in school history with 176 career receptions, only Jericho Cotchery and Torry Holt had more.
- Ranks fourth in career touchdown receptions (18).
- Ranks 11th with 21 rushing touchdowns.
- A preseason All-American according to Sports Illustrated, Athlon Sports.
- On the preseason watch lists for the Paul Hornung and Maxwell Awards.
- Has played in more career games than any other player on offense and is tied for the team lead.

**CAREER BESTS**


Plays .....82..... S. Carolina (2017)  
Rushes .....9..... Syracuse (2017)  
Rushing Yards .....74..... Syracuse (2017)  
Rushing Touchdowns .....3..... Troy (2015)  
Long Rush .....66..... Clemson (2015)  
Receptions .....15..... S. Carolina (2017)  
Receiving Yards .....104..... Vanderbilt (2016)  
Receiving Touchdowns .....3..... Vanderbilt (2016)  
Long Reception .....79..... Louisville (2016)

**2017 GAME BY GAME STATS**

Opp	Pl	Att	Yds	TD	Lg	Rc-Yds	TD	Lg
*SC	82	1	9	0	9	15-85	1	11
*Marsh46	2	13	0	12	5-60	1	39	
*Fur	33	5	16	3	10	6-75	0	20
*@FS	51	5	11	1	8	12-64	1	27
*Syra	66	9	74	1	22	5-37	0	19
*Lou	60	3	6	0	6	7-104	0	79

**CAREER STATS**

Year	GP-S	Pl	Rsh	Yds	TD	YPR	Lg	Rc-Yds	TD	YPR	Lg
2014	13-2	126	15	143	1	9.5	17	6-96	1	16.0	42
2015	13-10	518	56	368	9	6.6	66	65-597	7	9.1	64
2016	13-10	531	33	189	6	5.7	24	55-565	7	10.3	55
2017	6-6	338	25	129	5	5.2	12	50-425	3	8.5	79
Tot	45-28	1,513	129	829	21	6.4	66	176-1,683	18	9.6	79



**JOE SCULTHORPE** **71**  
C | 6'3 | 307 | R-Fr.  
Hampstead, N.C. (Topsail)

- Started his 2nd collegiate game at left guard.

**CAREER BESTS**


Plays .....72..... Marshall (2017)  
Knockdowns .....2..... Marshall (2017)

**2017 GAME BY GAME STATS**

Opp	Ply	KD	SK	Allow
SC	42	1		1
*Marsh	71	2		1
Fur	16	1		0
@FSU		Special Teams Only		
Syra	1	0		0
Lou	9	0		0

**CAREER STATS**

Year	GP-GS	Ply	KD	SK	Allow
2017	6-1	139	4		2



**JAMES SMITH-WILLIAMS** **39**  
DE | 6'4 | 247 | R-So.  
Raleigh, N.C. (Millbrook)

- In from scrimmage in eight of the first nine games in 2016 before suffering a season-ending injury.
- Has added over 50 lbs. since his freshman season.

**CAREER BESTS**


Plays .....40..... Old Dominion (2016)  
Tackles .....6..... ODU (2016), Furman (2017)  
TFL .....1.5..... Furman (2017)

**2017 GAME BY GAME STATS**

Opp	Ply	Ht	Ast	Tot	TFL	SK	PBU	CF/R
SC	3	0	0	0				
Marsh	13	0	1	1				
Fur	27	4	2	6	1.5-5	0.5-4		0/1
@FSU	16	0	1	1				
Syra	20	0	0	0				
Lou	10	1	0	1				

**CAREER STATS**

Year	GP-GS	Ply	Ht	Ast	Tot	TFL	Sk	PBU	QPCF/R
2015	4-0	43	2	2	4	0.5-1			
2016	8-0	148	6	7	13	0.5-4	0.5-4	1	2
2017	6-0	89	5	4	9	1.5-5	0.5-4		
Totals	18-0	280	13	13	26	2.5-10	1-8	1	2



**ISAIAH STALLINGS** **22**  
SAF | 6'4 | 20 | R-Fr.  
Fayetteville, N.C. (Sanford)

**CAREER BESTS**

Plays .....19..... Marshall (2017)

- Earned his first career start, at strong safety, against


Marshall.

## 2017 GAME BY GAME STATS

Opp	Ply	Ht	Ast	Tot	TFL	SK	PBU	FF/R
SC	0	0	0	0				
*Marsh	19	0	0	0				
Fur	0	0	0	0				
@FSU								
Syra	0	1	0	1				
Lou	0	0	0	0				

## CAREER STATS

Yr	GP-S	Pl	Hit	Ast	Tot	TFL-YD	Sk-Yd	PBU	Int
2017	5-1	19	1	0	1				



**MIKE STEVENS** **2**  
**CB | 5'11 | 190 | Sr.**  
**Charlotte, N.C. (Davidson Day)**

- Missed the first four games with a leg injury, he came back to play 33 snaps in the win over Syracuse.
- Played more snaps in 2016 (805) than any other returning player on defense (despite missing one whole game).

## CAREER BESTS

Plays	94	Clemson (2016)
Tackles	5	Clemson, UNC (2016)
PBU	2	vs. three teams
Interceptions	1	vs. two teams

## 2017 GAME BY GAME STATS

Opp	Ply	Ht	Ast	Tot	TFL	SK	PBU	CF/R
SC								
Marsh								
Fur								
@FSU								
Syra	33	2	1	3				
Lou	65	5	0	5				

## CAREER STATS

Yr	GP-S	Pl	Hit	Ast	Tot	TFL-YD	Sk-Yd	PBU	Int
2014	11-0	137	3	4	7				2
2015	13-10	484	18	3	21	0.5-1			5
2016	12-12	805	26	6	32	0.5-4	0.5-4		4
2017	2-0	98	7	1	8				
Tot.	38-22	1,524	54	14	68	1-5	0.5-4		11



**KENTAVIUS STREET** **DE**  
**DE | 6'2 | 287 | Sr.**  
**Greenville, N.C. (Rose)**

- Strongest player on the team, he posts a 400-lb. power clean mark and squats 700 lb. The video of that squat went viral over the summer.

## CAREER BESTS

Plays	51	VT (2015), Clemson (2016)
Tackles	6	ODU (2015), ND (2016)
TFL	2	ODU (2016), Furman (2017)
Sacks	1.5	Notre Dame (2016)

## 2017 GAME BY GAME STATS

Opp	Ply	Ht	Ast	Tot	TFL	SK	QP	PBU	CF/R
*SC	30	1	1	2	1-2	1-2	1		
*Marsh	43	0	2	2					
*Fur	39	3	2	5	2-3				1/1
*@FSU	41	0	0	0					
*Syra	34	0	4	4	0.5-1				1
*Lou	47	0	2	2					

## CAREER STATS

Year	GP-GS	Pl	Hit	Ast	Tot	TFL	Sk	CF/RF	QPPBU
2014	12-0	286	10	13	23	1-4			2
2015	13-10	425	10	21	31	3-6	0.5-2	1/0	2
2016	13-12	488	13	18	31	9-42	5.5-38	0/1	2
2017	6-6	224	4	11	15	3.5-6	1-2	1/1	2
Tot	43-27	1,423	37	63	100	16.5-58	7-42	2/2	8



**MAURICE TROWELL** **8**  
**WR | 5'11 | 196 | RS - Jr.**  
**Durham, N.C. (Southern Durham)**

- Fastest player on the team, he clocks in a 4.48 (laser) in the 40, 4.00 in the pro agility drill.


## CAREER BESTS

Plays	48	Wake Forest (2015)
Receptions	4	Wake Forest (2015), (2016)
Receiving Yards	87	Wake Forest (2015)
Receiving TDs	1	vs. three teams
Long Reception	83	Boston College (2015)

## 2017 GAME BY GAME STATS

OPP	Pl	Rec	Yds	TD	LP
Fur	10	0	0	0	-
@FSU					Special Teams Only
Syra					Special Teams Only
Lou					Special Teams Only

Year	GP-GS	Pl	Rec	Yds	TD	YPR	LP	Rush
2015	13-7	351	12	210	2	17.5	83	0-0
2016	13-1	173	9	149	1	16.6	70	1-2
2017	4-0	10	0	0	0	-	-	0-0
Totals	30-8	534	21	359	3	17.1	83	1-2



**CARSON WISE** **38**  
**PK | 5'10 | 170 | R-Jr. (Gr.)**  
**Blacksburg, Va. (C- Newman/Blacksburg)**

- A graduate transfer from Carson Newman who will have two seasons to play for the Wolfpack. Earned his degree in social entrepreneurship.
- The Eagles' starting placekicker for two seasons.

## CAREER BESTS

Field Goals	2	vs. two teams (2017)
Long FG	48	Syracuse (2017)
PATs	7	Furman (2017)

## 2017 GAME BY GAME STATS

Opp	FGM	FGA	PAT	KO	TB
*SC	-	29	4-4	0	0
*Marsh	31		4-5	0	0
*Fur	-	38	7-7	0	0
*@FSU	24, 30		3-3	0	0
*Syra	26, 48	31	3-4	0	0
*Lou	21	35	4-4	0	0


## CAREER STATS

## At NC State

Yr	GP-GS	FG-FGA	0-29	30-39	40-49	50+	LG	PAT	KO
2017	6-6	6-10	3-4	2-5	1-1	0	48	25-27	0

## At Carson-Newman

Yr	GP-GS	FG-FGA	0-29	30-39	40-49	50+	LG	PAT	KO
2015	12-12	13-18	7-8	3-5	3-5	0-0	42	65-68	26
2016	11-11	8-13	4-4	2-5	2-3	0-1	49	32-33	37
Tot	23-23	21-31	11-12	5-10	5-8	0-2	49	97-101	63



**JUSTIN WITT** **67**  
**OT | 6'6 | 296 | R-Fr.**  
**Chicago, Ill. (Lincoln-Way West)**

- Started the season opener at right tackle.

## CAREER BESTS

Plays	103	S. Carolina (2017)
Knockdowns	5	S Carolina (2017)

## 2017 GAME BY GAME STATS

Opp	Ply	KD	SK Allow
*SC	103	5	1
Marsh	16	0	0
Fur	17	1	0
@FSU		DNP	
Syra		DNP	
Lou	ST	0	0

## CAREER STATS

Year	GP-GS	Ply	KD	SK Allow
2017	4-1	136	6	1



**DEXTER WRIGHT** **14**  
**FS | 6'2 | 232 | RS-Jr.**  
**Wilson, N.C. (Hunt)**

- Missed three games with an injury suffered against South Carolina in the opener. He was in for one snap against Syracuse.
- In 2016, scored the game-winning touchdown after recovering a blocked punt versus Notre Dame.

## CAREER BESTS

Plays	45	Vanderbilt (2016)
Tackles	4	Louisville (2016)
PBU	1	FSU (2016)

## 2017 GAME BY GAME STATS

Opp	Ply	Ht	Ast	Tot	TFL	SK	QP	CF/R
*SC	24	1	1	2				
Marsh								
Fur								
@FSU								
Syra	1	0	0	0				
Lou	0	0	0	0				

## CAREER STATS

Year	GP-GS	Pl	Hit	Ast	Tot	PBU
2015	13-0	0	1	1	2	
2016	9-0	96	7	3	10	1
2017	3-1	25	1	1	2	
Totals	25-1	121	9	5	14	1

## OTHERS TO SEE ACTION

Name	SC	Mar	Fur	FSU	Syr	Lou
Acceus	-	ST	ST	ST	ST	ST
Banks	-	-	17	ST	ST	ST
Eason	-	-	5	DNP	DNP	DNP
Grier	DNP	ST	DNP	DNP	DNP	DNP
Holden	1	2	INJ	INJ	INJ	DNP
Ingram	ST	ST	21	ST	ST	ST
Morrison	ST	ST	ST	ST	ST	ST
Ruocchio	-	-	4	DNP	DNP	DNP
Saunders	ST	ST	ST	ST	ST	ST
Smith	1	2	ST	ST	ST	ST
Ma. Stevens	-	-	ST	DNP	ST	ST
Stephens	ST	ST	5	ST	DNP	DNP
Valdez	ST	26	INJ	INJ	INJ	INJ
Walton	ST	ST	16	ST	ST	ST