

## GENERAL

Name of School:	NC State University
City/Zip:	Raleigh, NC 27695
Founded:	1887
Enrollment:	34,009
Nickname:	Wolfpack
Mascot:	Mr. and Ms. WUF
School Colors:	Red (PMS 186) and white
Arena:	PNC Arena
Capacity:	19,700
Conference:	Atlantic Coast Conference
Chancellor:	Dr. Randy Woodson
Athletics Director:	Deborah A. Yow
Athletics Dept. Phone:	919-515-2101
Basketball Office Phone:	919-515-3134
Ticket Office Phone:	919-865-1510
	1-800-310-PACK

## HISTORY

First Year of Basketball:	1910-11
All-Time Record:	1,663-1,008 (.623)
Record at PNC Arena:	197-83 (.704)
Years in NCAA Tourney (Last):	26 (2015)
NCAA Tourney Record:	37-24

## ATHLETICS COMMUNICATIONS

Basketball Contact:	Craig Hammel
Cell Phone:	317-292-0858
Twitter:	@Hammel_Craig
E-Mail:	cwhamme2@ncsu.edu
Assoc. AD for Comm/Mkting:	Fred Demarest
Email:	fred_demarest@ncsu.edu
Press Row Phone:	919-861-6190
Ath Comm Mailing Address:	Box 8502
	Raleigh, NC 27695-8502
Website:	GoPack.com
	CoachGott.com
Twitter:	@PackMensBball
Instagram:	@PackMensBball
Facebook:	NC State Basketball
YouTube:	NC State Hoops

## TEAM INFORMATION

2015-16 Overall Record:	16-17
ACC record (Finish):	5-13 (13th)
Postseason Play:	None
Final Ranking:	None
Starters Returning/Lost:	3/2
Letterwinners Ret/Lost:	5/2
Newcomers:	9

## TABLE OF CONTENTS

Quick Facts/Table of Contents . . . . .	1
Media Information . . . . .	2-4
Schedule/Roster . . . . .	5
Player Profiles . . . . .	6-33
Head Coach Mark Gottfried Profile . . . . .	34-40
NC State Coaching Staff Profiles . . . . .	41-47
Support Staff . . . . .	48
NC State Administration . . . . .	49-50
Wolfpack Basketball History/Tradition . . . . .	51-61
Coaching Records . . . . .	62
Letterwinners . . . . .	63-64
All-Americans . . . . .	65-69
Assistant Coaches . . . . .	70
All-Time Jerseys . . . . .	71
Honors and Awards . . . . .	72-73
All-Time Records . . . . .	74-75
Scoring . . . . .	76-78
Rebounding . . . . .	79-80
Field Goals . . . . .	81
3-Point Field Goals . . . . .	82
Free Throws . . . . .	83
Assists . . . . .	84
Blocks/Steals . . . . .	85
Games/Minutes Played . . . . .	86
Records by Class . . . . .	87-89
Single-Season Highs . . . . .	90-91
Single-Game Highs . . . . .	92
NC State In ACC Stats . . . . .	93
PNC Arena Records . . . . .	94-95
Yearly Team Stats . . . . .	96-97
Opponent Records . . . . .	98
Victory Margin . . . . .	99
In The ACC Tournament . . . . .	100-101
ACC Tournament Records . . . . .	102-104
ACC Tournament Stats . . . . .	105-108
In the NCAA Tournament . . . . .	109-110
NCAA Tournament Records . . . . .	111-113
NCAA Tournament Stats . . . . .	114-115
In The NIT . . . . .	116
NIT Stats . . . . .	117
Wins vs. The Top 25 . . . . .	118-119
Wins vs. No. 1 . . . . .	120
NC State in AP Poll . . . . .	121
Year-By-Year Finishes . . . . .	122-123
Year-By-Year Results . . . . .	124-135
Vs. All Competition . . . . .	136-137
Vs. All Conferences . . . . .	138
NC State on TV . . . . .	139-14-
Radio/TV Chart . . . . .	IBC

## CREDITS

Editor: Craig Hammel, Director of Athletics Communications  
 Editorial Assistance: Fred Demarest  
 Graphic and Cover Designs: McLean Roberts, NC State Graphic Design  
 Photo Credits: Mark McIntyre, Gene Galin, Rick Crank, Timothy Sofranco, Danny Karnik,  
 Todd Kirkland, Danny Reise, Roger Winstead, NC State Men's Basketball, Jack Tarr,  
 Anthony Barham.



## ATHLETICS COMMUNICATION STAFF



**CRAIG HAMMEL**

DIRECTOR OF ATHLETICS COMMUNICATIONS (MBB CONTACT)

CELL: (317) 292-0858

EMAIL: [cwhamme2@ncsu.edu](mailto:cwhamme2@ncsu.edu)

TWITTER: @Hammel\_Craig

ATHLETICS COMMUNICATIONS PHONE: (919) 515-2102

**DELIVERY/OVERNIGHT ADDRESS:**

3101 Stanhope Ave, Suite 300  
Raleigh, NC 27607

**ON THE WEB:** [GOPACK.COM](http://GOPACK.COM)

**TWITTER:** @PACKATHLETICS

## COVERING NC STATE

The NC State Athletics Communications office is committed to making the media's work in covering the Wolfpack an enjoyable and productive experience.

**MEDIA CREDENTIALS:** Credentials are issued to working members of the media only. All requests for credentials should be made from sports editors of daily newspapers and sports directors of radio and television stations.

Requests should be made online via NC State's SportsSystems credentialing site. Any questions can be sent to Craig Hammel, Director of Athletics Communications ([cwhamme2@ncsu.edu](mailto:cwhamme2@ncsu.edu) or 919-515-1182).

Season credentials will be granted only to daily newspapers and television/radio stations that cover NC State basketball on a regular basis. Other media outlets will be granted credentials on a single-game, space-available basis at the discretion of the NC State Athletics Communications Office.

**INTERVIEW POLICIES:** All student-athlete interview requests should be made through men's basketball communications contact Craig Hammel. Player interviews will be conducted after practice at the Dail Basketball Center or over the phone. If a media request cannot be fulfilled during this time frame, the athletics communications office will work with the media outlet to make arrangements to fulfill this request. There will be **no interviews on game days**.

**TELEPHONE PLAYER INTERVIEWS:** Please request phone interviews at least 24 hours in advance through NC State's athletics communications office. Telephone requests will be returned when players' schedules allow.

**COVERING PRACTICE:** NC State basketball practices are closed to the media.

**MEDIA AVAILABILITY:** Head coach Mark Gottfried will regularly conduct media availability throughout the season. Media availability will be announced via email by Craig Hammel. Coach Gottfried and players will meet with the media on the Dail Center Practice Court following practice. Video of Coach Gottfried's press availability will be available online on [CoachGott.com](http://CoachGott.com) and/or [GoPack.com](http://GoPack.com).

**POSTGAME INTERVIEWS:** The NC State locker room will be closed following all games. Coach Gottfried will be brought to the PNC Arena interview room and requested players will be made available at a designated place after each home game. On the road, Coach Gottfried and players will be made available in an area designated by the host athletics communications staff. This locale will be made known to the media prior to the contest. Media inquiries during games can be made to Craig Hammel.

**ON THE WEB/EMAIL/TWITTER:** NC State news releases, statistics, and recaps are available at the school's official athletic web site **[www.GoPack.com](http://www.GoPack.com)**. Please contact Craig Hammel to be added to the media email distribution list. Also, media members can follow Craig Hammel (@Hammel\_Craig) on Twitter for media-related information.

## GAME DAY MEDIA SERVICES

**MEDIA PARKING:** Available on a limited basis. Requests for parking passes should be made when submitting press and/or photo credential requests. All media parking is in the Stadium North Lot, under the football scoreboard.

**MEDIA WILL CALL:** The press entrance and the press will-call are located in the arena's south lobby at the box office entrance.

**PRESS ROOM:** The NC State press room is located on the south end, outer hallway of PNC Arena. A number of telephone lines are available in the press room for writers, photographers and radio. Wireless service is also available.

**MEDIA SERVICES:** Roster flip cards, rosters, statistics and game notes will be available in the press room prior to the game. Halftime stats will be delivered at intermission to both radios and TV, and the press room and press row. Final box scores, complete with a play-by-play account of the game, will be distributed as quickly as possible following the game. Audio of the coaches' quotes will also be distributed.

**STAT BROADCAST:** Live stats during games will be available online on StatBroadcast.com. The NC State StatBroadcast page is located at: [www.ncstate.statbroadcast.com](http://www.ncstate.statbroadcast.com).

**PHOTOGRAPHERS:** NCAA policy establishes that only photographers on assignment, both for print and television, will be afforded credentials. The photo zones have been marked off on each baseline, to the right of the basket as you face the action. Some photo spots have been assigned.

## ACC MEDIA SERVICES

The ACC communications department offers up-to-date ACC statistics on a daily basis and a weekly coaches' teleconference throughout the season. Log on to [www.theacc.com](http://www.theacc.com) for more details and information.

### ACC Men's Basketball Contact

Brian Morrison, Associate Commissioner  
Office: (336) 851-6062  
Cell: (336) 337-4896  
Email: [bmorrison@theacc.org](mailto:bmorrison@theacc.org)

## ACC COACHES TELECONFERENCE

Selected ACC head basketball coaches will be featured on eight Monday teleconferences during the 2016-17 season. The season's first teleconference will take place with all 15 coaches on Monday, January 9, 2016. Each coach will have 10 minutes to make an opening statement and answer questions. There will be an instant replay of each teleconference posted online at [www.theacc.com](http://www.theacc.com) each Monday afternoon.

### MEDIA PHONE NUMBER: 1-888-556-4997

#### Mark Gottfried's ACC Teleconference Schedule

Monday, Jan. 9 - 11:30 a.m.	(15 coaches)
Monday, Jan. 16 - 11:30 a.m.	(13 coaches)
Monday, Jan. 30 - 11:30 a.m.	(13 coaches)
Monday, Feb. 6 - 11:30 a.m.	(13 coaches)
Monday, Feb. 13 - 11:30 p.m.	(13 coaches)
Monday, Feb. 20 - 11:10 a.m.	(11 coaches)
Monday, Feb. 27 - 11:30 a.m.	(11 coaches)

## THE MARK GOTTFRIED SHOW ON TELEVISION

During the 2016-17 season, Inside Wolfpack Sports and The Mark Gottfried Show will spotlight all the action of NC State men's basketball. Inside Wolfpack Sports airs every Saturday morning at 8:30 a.m., on Fox Sports South and MASN with hosts Tony Haynes and Mark Thomas previewing upcoming action and highlighting the personalities of the Wolfpack program. Starting Dec. 1, The Mark Gottfried Show, a weekly recap of men's basketball action, will air each Sunday. Check your local listings for the channel and time in your area.

### Inside Wolfpack Sports

Regional Sports Channel Coverage	
Fox Sports South	Saturday, 8:30 a.m.
MASN	Saturday, 8:30 a.m.

### The Mark Gottfried Show

Raleigh	WRAL (CBS)	Sunday, 11:35 p.m.
Raleigh	TWC Digital Channel 106; Digital Channel 5.2	
Wilmington	WILM (CBS)	Sunday, 11:30 p.m.
Regional Sports Channel Coverage		
Fox Sports South	Check local listings	Tuesday, 6:00 p.m.
MASN	Check local listings	Thursday, 11:00 p.m.
Carolina On Demand (Time Warner)	Channel 199 and 1047	

## NC STATE BASKETBALL RADIO AFFILIATES

**Basketball broadcasts will air  
30 minutes prior to game time.**

WQDK FM 99.3	Ahoskie
WZKY AM 1580	Albermarle
WKXR AM 1260	Asheboro
WWNC AM 570	Asheville
WRAL FM 101.5	Burlington
WXRC FM 95.7	Charlotte
WXRC FM 95.7	Cherryville
WRAL FM 101.5	Clinton
WXRC FM 95.7	Concord
WRAL FM 101.5	Durham
WFMZ FM 104.9	Edenton
WFMZ FM 104.9	Elizabeth City
WIFM FM 100.9	Elkin
WFNC AM 640	Fayetteville
WXRC FM 95.7	Gastonia
WRAL FM 101.5	Goldsboro
WSJS AM 600	Greensboro
WNBR FM 98.9	Greenville
WNBB FM 97.9	Havelock
WRAL FM 101.5	Henderson
WXRC FM 95.7	Hickory
WVBZ FM 105.7	High Point
WRMR FM 98.7	Jacksonville
WJCV AM 1290	Jacksonville
WXRC FM 95.7	Kannapolis
WNBB FM 97.9	Kinston
WLNC AM 1300	Laurinburg
WXRC FM 95.7	Lenoir
WXRC FM 95.7	Lexington
WXRC FM 95.7	Lincolnton
WFMZ FM 104.9	Manteo
WVBZ FM 105.7	Martinsville, Va.
WXRC FM 95.7	Monroe
WNBB FM 97.9	Morehead City
WXRC FM 95.7	Morganton
WIFM FM 100.9	Mt. Airy
WDLZ FM 98.3	Murfreesboro
WNBB FM 97.9	New Bern
WIFM-FM 100.9	N. Wilkesboro
WFMZ FM 104.9	Outer Banks
WRAL FM 101.5	Oxford
WRAL FM 101.5	Raleigh
WPTM FM 102.3	Roanoke Rapids
WFNC AM 640	Rockingham
WRAL FM 101.5	Rocky Mount
WRAL FM 101.5	Roxboro
WSAT AM 1280	Salisbury
WWGP AM 1050	Sanford
WJFA FM 105.5	Sanford
WXRC FM 95.7	Shelby
WRAL FM 101.5	Smithfield
WRAL FM 101.5	Southern Pines
WXRC FM 95.7	Statesville
WNBR FM 98.9	Tarboro
WSJS AM 600	Thomasville
WNBR FM 98.9	Washington
WWNC AM 570	Waynesville
WNBR FM 98.9	Williamston
WRMR FM 98.7	Wilmington
WRAL FM 101.5	Wilson
WSJS AM 600	Winston-Salem

Subject to change

## WOLFPACK SPORTS NETWORK

The Wolfpack Sports Network, one of the strongest collegiate sports networks in the nation, will be heard for the 56th year throughout North Carolina and globally via GoPack.com's All-Access multimedia channel during the 2015-16 basketball season.

The network is managed by Wolfpack Sports Properties, a joint venture between Learfield Sports and Raleigh's Capitol Broadcasting Company. It covers three of the 45 largest radio markets in the country and is made up of more than 20 affiliates that effectively blanket the state from the mountains to the coast. The flagship station is the powerful WRAL-FM, MIX 101.5 in Raleigh.

All the action is brought to devoted Wolfpack listeners by veteran play-by-play man and former North Carolina Sportscaster of the Year Gary Hahn, who is in his 27th season as the voice of the Wolfpack. Joining Hahn courtside is Tony Haynes, an NC State alumnus who is in his 18th season providing analysis of the action.

Following each contest, both home and away, head coach Mark Gottfried will join the broadcast team courtside for a recap of the game action.

For more information about the Wolfpack Sports Network, contact:

Wolfpack Sports Properties  
4000 West Chase Blvd., Suite 475,  
Raleigh, N.C., 27607  
(919) 831-9653



Tony Haynes and NC State Head Coach Mark Gottfried.



## 2016-17 NC STATE MEN'S BASKETBALL

### NUMERICAL ROSTER

No.	Name	Pos.	Ht./Wt.	Yr.	Hometown/High School (Last School)
0	Abdul-Malik Abu	F	6-8/240	Jr.	Boston, Mass./Kimball Union Academy
1	Lennard Freeman	F	6-9/267	Sr.	Washington, D.C./Oak Hill Academy
2	Torin Dorn	G	6-6/208	So.	Charlotte, N.C./Vance (UNC Charlotte)
3	Terry Henderson	G	6-5/190	Sr.	Raleigh, N.C./Neuse Christian Academy (West Virginia)
4	Dennis Smith, Jr.	G	6-3/195	Fr.	Fayetteville, N.C./Trinity Christian Academy
5	Darius Hicks	F	6-7/231	Fr.	Quitman, Miss./22 Feet Academy
11	Markell Johnson	G	6-1/164	Fr.	Cleveland, Ohio/East Tech
12	Cameron Gottfried	G	6-3/183	Jr.	Raleigh, N.C./Broughton (Siena)
13	Chris Corchiani, Jr.	G	6-0/180	Jr.	Raleigh, N.C./Ravenscroft
14	Omer Yurtseven	C	7-0/245	Fr.	Istanbul, Turkey
15	Chris Brickhouse	F	6-5/205	Sr.	Raleigh, N.C./Broughton
21	Beejay Anya	F	6-9/320	Sr.	Washington, D.C./DeMatha Catholic
22	Shaun Kirk	G/F	6-8/195	So.	Whiteville, N.C./Whiteville
23	Ted Kapita	F	6-10/219	Fr.	Kinshasa, DR Congo/DME Academy
24	Maverick Rowan	G/F	6-7/220	So.	Fort Lauderdale, Fla./Elevate
31	Spencer Newman	G	6-3/186	Fr.	Daphne, Ala./Bayside Academy
42	Tucker Thompson	F	6-10/248	Jr.	Huntersville, N.C./William Amos Hough (Western Carolina)

**Head Coach:** Mark Gottfried (Alabama '87)

**Assistant Coach:** Orlando Early (Gardner-Webb '90)

Assistant Coach: Butch Pierre

Assistant Coach: Heath Schroyer

**Director of Operations:** Jeff Dunlap (UCLA '86)

**Director of Player Personnel:** Rob Moxley (Pfieffer '94)

**Video Coordinator:** Patrick McDonald (Alabama '00)

**Assistant AD for Strength and Conditioning:** Bob Alejo (Chico State '82)

**Athletic Trainer:** Ryan Holleman (Western Carolina '07)

**Graduate Assistant:** Steven Marcus

## 2016-17 SCHEDULE

### NOVEMBER

11/3/16	Lynn University (Exh.)	7 p.m.
11/7/16	Barton College (Exh.)	7 p.m.
11/11/16	GEORGIA SOUTHERN	7 p.m.
11/13/16	ST. FRANCIS COLLEGE	2 p.m.
11/18/16	Montana %	6 p.m.
11/20/16	vs. Creighton or Washington St. %	TBD
11/21/16	vs. TBD %	TBD
11/26/16	LOYOLA (CHICAGO) %	4 p.m.
11/29/16	at Illinois	9 p.m.

### DECEMBER

12/3/16	BOSTON UNIVERSITY	4:30 p.m.
12/10/16	TENNESSEE STATE	4 p.m.
12/15/16	APPALACHIAN STATE	7 p.m.
12/18/16	FAIRFIELD	2 p.m.
12/22/16	McNEESE STATE	7 p.m.
12/28/16	RIDER	7 p.m.
12/31/16	at Miami *	4:30 p.m.

### JANUARY

1/4/17	VIRGINIA TECH *	9 p.m.
1/7/17	at UNC-Chapel Hill *	2 p.m. or 8 p.m.
1/11/17	at Boston College *	9 p.m.
1/15/17	GEORGIA TECH *	6:30 p.m.
1/17/17	PITTSBURGH *	7 p.m.
1/21/17	WAKE FOREST *	2 p.m.
1/23/17	at Duke *	7 p.m.
1/29/17	at Louisville *	1 p.m.

### FEBRUARY

2/1/17	SYRACUSE *	7 p.m.
2/4/17	MIAMI *	3 p.m.
2/8/17	at Florida State *	7 p.m.
2/11/17	at Wake Forest *	12 p.m.
2/15/17	UNC-CHAPEL HILL *	8 p.m.
2/18/17	NOTRE DAME *	12 p.m.
2/21/17	at Georgia Tech *	8 p.m.
2/25/17	VIRGINIA *	TBD

### MARCH

3/1/17	at Clemson *	8 p.m.
March 7-11	ACC Championship	TBA
March 14-15	NCAA First Four	TBA
March 16-19	NCAA 1st and 2nd Rounds	TBA
March 23-26	NCAA Regionals	TBA

### APRIL

April 1-3	NCAA Final Four	TBA
-----------	-----------------	-----

\* ACC game

% Paradise Jam (St. Thomas, USVI)

Home games in **BOLD CAPS**



## #21 BEEJAY ANYA

FORWARD / 6'9" / 320 LBS. / SENIOR  
WASHINGTON, DC / DEMATHA CATHOLIC HS

**2015-16 - Junior Season:** Played in all 33 games and made 17 starts ... Became NC State all-time leader in career blocks in win over Boston College (March 2) ... Played 23.4 minutes per game, averaging 4.7 points and 5.3 rebounds per game ... Totaled 73 blocks with 17 steals and unofficially altered 101 shots on the year ... Finished second in the ACC and 34th in the nation with 2.21 blocks per game ... Posted eight outings with four or more blocked shots ... Totaled eight points and five blocks vs. South Alabama (Nov. 15) ... Scored nine points with seven rebounds vs. Michigan (Dec. 1) ... Scored career-high 17 points in win at USF (Dec. 13) ... Had 10 points and four blocks vs. UNCG (Dec. 22) ... Grabbed season-high 12 rebounds with five blocks at Virginia Tech (Jan. 2) ... Totaled eight points and four blocks at Virginia (Feb. 15).

**2014-15 - Sophomore Season:** Voted ACC Sixth Man of the Year (Media) ... Blocked 91 shots, which is second

on NC State's all-time single season list ... His 91 blocks is the most ever by a State sophomore ... Played in all 36 games, starting 11 times ... Averaged 4.5 points, 4.3 rebounds and 2.5 blocks ... Registered a .610 field goal percentage and converted a team-high 39 dunks ... Posted nine games with four or more blocks ... Set school record with 10 blocks and grabbed eight rebounds vs. Jacksonville (Nov. 20) ... Totaled eight points, nine rebounds and five blocks vs. USF (Nov. 23) ... Scored a career-high 14 points with six rebounds and four blocks in win over unbeaten Duke (Jan. 11) ... Scored eight points on four dunks vs. Notre Dame (Jan. 31) ... Blocked six shots in win at North Carolina (Feb. 24) ... Totaled eight points and six rebounds in ACC Tournament vs. Duke (March 12) ... Grabbed seven rebounds and made game-winning shot with 0.1 seconds left in NCAA Tournament win over LSU (March 19).

**2013-14 - Freshman Season:** Key reserve, playing 11.8 minutes per game in 33 games ... Averaged 2.1 points, 2.1 rebounds and ranked ninth in the ACC with 1.8 blocks per game ... Led team with 46 overall blocked shots ... Shot .587 from the floor and ranked third on the team with 13 dunks ... Totaled four points, four rebounds and three blocks vs. Campbell (Nov. 16) ... Scored six points vs. Florida Gulf Coast (Nov. 26) ... Played a career-high 24 minutes with a career-high five blocks at Tennessee (Dec. 18) ... Tied career best with five blocked shots in win over ECU (Dec. 21) ... Set a career high with six rebounds against Virginia (Jan. 11) ... Injured knee after one minute vs. Florida State

(Jan. 29) ... Scored eight points at Clemson (Feb. 18) ... Scored career-high 10 points against North Carolina (Feb. 26) ... Recorded three blocks against Xavier in the opening round of the NCAA Tournament (March 18).

**Before State:** One of the top-ranked centers in the 2013 class ... appeared on rankings board published by ESPN (32), Scout.com (44) and Rivals.com (49) ... Three-time first team All-Metropolitan honoree by the Washington Post ... Four-year letterwinner and three-year starter for one of the nation's top prep programs, DeMatha Catholic ... NC State once had a DeMatha alum on its roster for 14 consecutive years ... Three-time All-WCAC honoree and twice named all-county ... Averaged 13.3 points, 10.6 rebounds and 3.8 blocks per game while shooting 71 percent from the floor as a senior in 2012-13 ... Averaged 13.3 points, 10.5 rebounds and a school-record 6.8 blocks per game as a junior in 2011-12 ... DeMatha finished 30-5 and held the No. 1 high school ranking in USA Today in 2012 ... Led team to a state title as a sophomore, averaging 10.0 points, 11.0 rebounds and 6.3 blocks per game ... Played in all 36 games as a high school freshman, helping his team to a 32-4 record and a state title ... Averaged 6.3 points per game for a gold medal-winning USA Basketball squad in the 2012 FIBA U17 World Championship in Lithuania ... Played on team that captured bronze medal in 2012 Nike Global Challenge ... Played AAU ball for Team Takeover.

**Personal:** Born March 9, 1995 ... Son of Oby and Ben Anya ... Has three sisters.

### ANYA'S SINGLE-GAME BESTS

#### POINTS

Career: 17, at South Florida (12/13/15)  
ACC: 14, vs. Duke (1/11/15)

#### REBOUNDS

Career: 12, at Virginia Tech (1/2/16)  
ACC: 12, at Virginia Tech (1/2/16)

#### FG MADE

Career: 7, at South Florida (12/13/15)  
ACC: 6, vs. Duke (1/11/15)

#### FG ATTEMPTED

Career: 8 (3x), last at South Florida (12/13/15)  
ACC: 8, vs. Duke (1/11/15)

#### 3FG MADE

Career: 0  
ACC: 0

#### 3FG ATTEMPTED

Career: 0  
ACC: 0

#### FT MADE

Career: 4 (3x), last at Virginia Tech (1/2/16)  
ACC: 4 (2x), last at Virginia Tech (1/2/16)

#### FT ATTEMPTED

Career: 10, at Virginia Tech (1/2/16)  
ACC: 10, at Virginia Tech (1/2/16)

#### ASSISTS

Career: 3, vs. South Alabama (11/15/15)  
ACC: 2 (2x), last vs. Wake Forest (3/8/16)

#### STEALS

Career: 2 (5x), last vs. Wake Forest (3/8/16)  
ACC: 2 (3x), last vs. Wake Forest (3/8/16)

#### BLOCKS

Career: 10, vs. Jacksonville (11/20/14)  
ACC: 6, at North Carolina (2/24/15)

#### MINUTES

Career: 36, vs. Wofford (12/14/15)  
ACC: 33, at Virginia Tech (1/2/16)

### ANYA'S CAREER STATS

Year	GP-GS	Min	Avg	FG-FGA	Pct	3FG-FGA	Pct	FT-FTA	Pct	Off-Def	Tot-Avg	PF-FO	A	TO	Blk	Stl	Pts	Avg
2013-14	33-0	388	11.8	27-46	.587	0-0	.000	15-31	.484	23-45	68-2.1	57-0	4	17	46	4	69	2.1
2014-15	36-11	698	19.4	64-105	.610	0-0	.000	34-61	.557	57-98	155-4.3	97-2	8	40	91	4	162	4.5
2015-16	33-17	772	23.4	61-106	.575	0-0	.000	34-79	.430	65-110	175-5.3	108-6	16	36	73	17	156	4.7
Totals	102-28	1858	18.2	152-257	.591	0-0	.000	83-171	.485	145-253	398-3.9	262-8	28	93	210	25	387	3.8

#### Anya vs. the ACC (regular season only)

Year	GP-GS	Min	Avg	FG-FGA	Pct	3FG-FGA	Pct	FT-FTA	Pct	Off-Def	Tot-Avg	PF-FO	A	TO	Blk	Stl	Pts	Avg
2013-14	18-0	233	12.9	16-26	.615	0-0	.000	11-25	.440	16-29	45-2.5	32-0	4	14	21	2	43	2.4
2014-15	18-1	324	18.0	31-52	.596	0-0	.000	15-27	.556	26-46	72-4.0	51-2	4	22	44	3	77	4.3
2015-16	18-10	417	23.2	27-57	.474	0-0	.000	16-36	.444	40-57	97-5.4	61-3	6	14	33	6	70	3.9
Totals	54-11	974	18.0	74-135	.548	0-0	.000	42-88	.477	82-132	214-4.0	144-5	14	50	98	11	190	3.5

## ANYA'S GAME-BY-GAME STATS

Anya 2015-16 Game-by-Game Stats													
Date	OPP	S	MIN	FG	3FG	FT	Off-Tot	PF	A	TO	BS	ST	PTS
11/13	William & Mary		22	1-1	0-0	1-5	0-6	2	0	0	2	1	3
11/15	South Alabama		25	3-4	0-0	2-6	1-5	5	3	2	5	1	8
11/18	IUPUI		21	1-1	0-0	1-3	0-5	3	0	1	3	2	3
11/23	Arizona State\$		20	2-4	0-0	1-2	4-6	3	0	1	2	0	5
11/24	LSUS		21	1-1	0-0	2-4	1-3	2	0	0	0	0	4
11/27	Winthrop		19	2-3	0-0	0-0	1-2	5	0	2	4	1	4
12/1	Michigan		28	4-5	0-0	1-6	2-7	2	0	2	3	0	9
12/5	Bucknell	*	21	0-0	0-0	0-0	2-2	5	0	2	3	0	0
12/13	@ South Florida	*	24	7-8	0-0	3-6	2-7	3	1	2	5	1	17
12/16	High Point	*	30	2-4	0-0	1-3	2-7	2	1	1	4	1	5
12/19	@ Missouri	*	22	1-2	0-0	1-2	1-6	3	1	2	1	0	3
12/22	UNC-G	*	33	4-7	0-0	2-3	3-6	3	2	1	4	0	10
12/29	Northeastern	*	23	1-2	0-0	0-0	2-5	1	0	2	2	2	2
1/2	@ Va. Tech	*	33	1-4	0-0	4-10	7-12	4	1	0	5	0	6
1/7	Louisville	*	22	1-2	0-0	0-4	5-7	3	1	0	1	0	2
1/10	@ W. Forest	*	20	0-2	0-0	0-0	1-3	5	0	1	2	0	0
1/13	FSU	*	17	1-1	0-0	0-2	2-4	2	0	2	1	2	2
1/16	@ UNC	*	28	1-2	0-0	0-0	1-4	5	0	1	3	0	2
1/19	@ Pittsburgh	*	15	3-3	0-0	0-1	1-3	3	0	1	3	0	2
1/23	Duke	*	19	2-5	0-0	0-0	2-4	2	0	1	1	0	4
1/27	Ga. Tech		19	2-4	0-0	0-0	0-3	3	1	1	4	1	4
1/30	Miami		23	0-4	0-0	2-4	3-7	4	0	1	1	0	2
2/1	@ FSU		22	0-2	0-0	1-2	2-4	4	0	0	2	1	1
2/6	@ Duke		24	2-5	0-0	2-2	2-5	4	0	1	1	0	6
2/13	W. Forest		21	0-2	0-0	2-4	2-5	4	1	0	0	0	2
2/15	@ Virginia		27	3-4	0-0	2-2	2-3	1	0	0	4	0	8
2/20	Clemson		27	4-5	0-0	0-1	2-6	3	1	0	3	0	8
2/24	UNC	*	28	1-2	0-0	0-0	3-6	3	0	1	2	0	2
2/27	@ Syracuse	*	24	2-4	0-0	3-4	2-7	2	0	0	1	2	7
3/2	Boston College	*	26	2-2	0-0	0-0	2-8	4	1	2	2	0	4
3/5	@ Notre Dame	*	22	2-4	0-0	0-0	1-6	5	0	2	0	0	4
3/8	W. Forest%	*	31	2-3	0-0	1-1	1-5	4	2	4	1	2	5
3/9	Duke%		14	3-4	0-0	2-2	3-6	4	0	0	1	0	8

% - ACC Tournament, Washington, D.C.; \$ - Barclays Center

Anya 2014-15 Game-by-Game Stats													
Date	OPP	S	MIN	FG	3FG	FT	Off-Tot	PF	A	TO	BS	ST	PTS
11/14	Jackson St.		11	2-2	0-0	0-0	2-2	1	0	1	1	0	4
11/17	Hofstra		9	1-1	0-0	1-2	0-0	4	0	0	3	0	3
11/20	Jacksonville		25	3-5	0-0	1-2	4-8	1	0	0	10	0	7
11/23	USF	*	28	3-4	0-0	2-4	4-9	4	1	1	5	0	8
11/26	Richmond	*	20	1-4	0-0	2-5	2-4	3	1	2	3	1	4
11/28	Boise State	*	12	1-1	0-0	0-0	0-2	2	0	2	1	0	2
12/2	@ Purdue	*	23	2-3	0-0	4-4	4-5	4	0	3	1	0	8
12/6	Wake Forest	*	11	1-2	0-0	0-0	0-4	5	0	2	5	0	2
12/12	Charleston So.	*	20	1-3	0-0	0-0	1-7	1	1	1	4	0	2
12/14	Wofford	*	36	1-3	0-0	3-4	0-8	0	0	2	4	0	5
12/17	Tennessee	*	25	2-2	0-0	2-2	1-4	2	0	1	3	0	6
12/20	West Virginia\$	*	20	2-2	0-0	0-2	1-4	4	0	1	2	0	4
12/23	Louisiana Tech	*	9	0-0	0-0	1-4	0-0	1	0	0	2	0	1
12/30	Cincinnati	*	16	3-6	0-0	0-2	3-3	1	1	0	1	0	6
1/3	Pittsburgh		16	4-5	0-0	0-0	2-2	3	0	0	3	0	8
1/7	@ Virginia		18	0-0	0-0	0-0	0-0	3	0	4	1	0	0
1/11	Duke		19	6-8	0-0	2-3	3-6	4	1	1	4	0	14
1/14	UNC		17	1-3	0-0	0-0	3-3	5	1	1	2	0	2
1/17	@ Florida State		18	2-3	0-0	3-6	2-5	4	0	1	0	0	7
1/22	@ Miami		20	1-3	0-0	2-2	1-5	2	0	3	1	0	4
1/25	Notre Dame		20	4-4	0-0	0-0	0-2	2	0	0	2	0	8
1/28	Clemson		6	0-1	0-0	0-0	0-0	0	0	2	1	0	0
1/31	@ Georgia Tech		10	0-0	0-0	0-0	0-1	1	0	0	0	0	0
2/3	@ Wake Forest		16	3-6	0-0	0-1	2-5	4	0	1	0	1	6
2/11	Virginia		19	2-3	0-0	0-0	2-4	4	0	1	5	0	4
2/14	@ Louisville		28	3-5	0-0	2-7	5-10	3	0	3	3	0	8
2/21	Virginia Tech		20	0-0	0-0	4-4	1-7	0	0	0	3	1	4
2/24	@ UNC		32	2-3	0-0	1-2	2-6	1	2	1	6	1	5
2/28	@ Boston Coll.		12	0-0	0-0	0-0	0-1	3	0	0	1	0	0
3/3	@ Clemson		19	0-2	0-0	0-0	2-7	4	0	0	4	0	0
3/7	Syracuse		23	2-4	0-0	1-2	1-4	3	0	2	3	0	5
3/11	Pittsburgh%		29	2-2	0-0	3-3	2-6	3	0	1	1	0	7
3/12	Duke%		20	4-8	0-0	0-0	4-6	4	0	0	2	0	8
3/19	LSU!		18	2-3	0-0	0-0	2-7	4	0	0	1	0	4
3/21	Villanova!		17	0-0	0-0	0-0	0-2	4	0	1	2	0	0
3/27	Louisville^		23	2-3	0-0	0-0	1-5	1	0	1	1	0	4

% - ACC Tournament, Greensboro, N.C.; \$ - Madison Square Garden; ! - NCAA Tournament, Pittsburgh; ^ - NCAA Tournament, Syracuse, N.Y.

Anya 2013-14 Game-by-Game Stats													
Date	OPP	S	MIN	FG	3FG	FT	Off-Tot	PF	A	TO	BS	ST	PTS
11/8	App. St.		7	1-4	0-0	1-2	1-1	1	0	0	0	0	3
11/12	@ Cincinnati		13	1-2	0-0	1-2	2-3	3	0	1	1	0	3
11/16	Campbell		15	2-3	0-0	0-0	2-4	2	0	0	3	0	4
11/20	NC Central		12	0-2	0-0	2-2	0-0	4	0	1	0	0	2
11/26	Fl. Gulf Coast		9	3-3	0-0	0-0	0-0	0	0	0	2	0	6
11/30	Eastern Ky.												
12/4	Northwestern		3	0-0	0-0	0-0	0-1	1	0	1	0	0	0
12/7	Long Beach St.												
12/14	Detroit												
12/18	@ Tennessee		24	1-2	0-0	0-0	0-0	2	0	0	5	1	2
12/21	East Carolina		12	1-1	0-0	0-0	0-4	1	0	0	5	0	2
12/28	Missouri		9	0-0	0-0	0-0	0-1	2	0	0	2	0	0
12/30	@ UNC		1	0-0	0-0	0-0	0-0	1	0	0	0	0	0
1/4	Pittsburgh		9	2-2	0-0	0-0	1-3	3	1	1	1	0	4
1/7	@ Notre Dame		13	1-1	0-0	2-3	1-4	1	1	0	2	0	4
1/11	Virginia		19	1-4	0-0	1-2	1-6	3	1	2	4	0	3
1/15	@ W. Forest		11	0-0	0-0	1-2	2-4	3	0	2	0	1	1
1/18	@ Duke		9	1-1	0-0	1-2	1-2	4	0	1	0	0	3
1/20	Maryland		17	1-4	0-0	0-3	1-3	2	0	0	4	0	2
1/26	Ga. Tech		11	0-0	0-0	3-4	1-4	0	0	2	0	1	3
1/29	FSU		1	0-0	0-0	0-0	0-0	0	0	0	0	0	0
2/1	@ UNC		6	0-1	0-0	0-0	0-1	0	1	0	1	0	0
2/8	@ Miami		6	0-0	0-0	0-0	0-0	0	0	0	0	0	0
2/11	W. Forest		14	0-0	0-0	1-2	0-1	0	1	0	1	0	1
2/15	@ Syracuse		9	0-0	0-0	0-0	1-4	0	0	1	0	0	0
2/18	@ Clemson		18	4-4	0-0	0-0	1-2	2	0	1	1	0	8
2/22	@ Va. Tech		10	0-0	0-0	0-0	0-3	3	0	0	2	0	0
2/26	UNC		22	4-4	0-0	2-5	4-4	4	0	1	1	0	10
3/1	Miami		13	1-2	0-0	0-0	0-0	1	0	1	0	0	2
3/3	@ Pittsburgh		19	1-2	0-0	0-0	1-2	2	0	1	0	0	2
3/9	Boston College		20	0-1	0-0	0-2	1-2	1	0	0	3	0	0
3/13	Miami%		7	1-1	0-0	0-0	0-1	0	0	0	0	0	2
3/14	Syracuse%		9	0-0	0-0	0-0	0-2	1	0	0	0	0	0
3/15	Duke%		7	0-0	0-0	0-0	0-0	1	0	0	1	0	0
3/18	Xavier!		15	1-2	0-0	0-0	1-3	4	0	0	3	0	2
3/20	St. Louis^		12	0-0	0-0	0-0	1-3	0	0	0	3	1	0

% - ACC Tournament, Greensboro, N.C.; ! - NCAA 1st round, Dayton, Ohio; ^ - NCAA 2nd round, Orlando, Fla.





## #15 CHRIS BRICKHOUSE

FORWARD / 6'5" / 205 LBS. / SENIOR

RALEIGH, NC  
BROUGHTON HS

**2015-16 - Junior Season:** Appeared in two games, totaling two minutes ... Was an Academic All-ACC selection.

**2014-15 - Sophomore Season:** Appeared in five games, totaling 10 minutes ... Totaled four points and three rebounds ... Scored first four points of collegiate career on a pair of dunks in win over Jackson State (Nov. 14).

**2013-14 - Freshman Season:** Walk-on added to the roster as the fall 2013 semester began ... Appeared in four games, playing four minutes.

**Before State:** Earned three varsity letters in football and two in basketball at Broughton ... Was an all-conference basketball honoree as a senior ... Helped high school team to state title game, where it lost 56-53 to Charlotte Olympic ... Helped Broughton to a pair of conference

championships ... Was a heavily-recruited tight end on the gridiron before suffering a torn meniscus while landing on a slam dunk during his junior year ... High school coach was Jeff Ferrell.

**Personal:** Born November 29, 1994 ... Son of Tina and Brian Brickhouse ... Has an older brother, Nate, and a younger brother, Matt.

### BRICKHOUSE'S SINGLE-GAME BESTS

#### POINTS

Career: 4 vs. Jackson State (11/14/14)  
ACC: 0

#### REBOUNDS

Career: 1 (3x), last vs. Syracuse (3/7/15)  
ACC: 1, vs. Syracuse (3/7/15)

#### FG MADE

Career: 2, vs. Jackson State (11/14/14)  
ACC: 0

#### FG ATTEMPTED

Career: 2, Jackson State (11/14/14)  
ACC: 0

#### 3FG MADE

Career: 0  
ACC: 0

#### 3FG ATTEMPTED

Career: 0  
ACC: 0

#### FT MADE

Career: 0  
ACC: 0

#### FT ATTEMPTED

Career: 0  
ACC: 0

#### ASSISTS

Career: 0  
ACC: 0

#### STEALS

Career: 1, vs. Jackson State (11/14/14)  
ACC: 0

#### BLOCKS

Career: 0  
ACC: 0

#### MINUTES

Career: 3, vs. Jacksonville (11/20/15)  
ACC: 1 (3x), last vs. Syracuse (3/7/15)

### BRICKHOUSE'S CAREER STATS

Year	GP-GS	Min	Avg	FG-FGA	Pct	3FG-FGA	Pct	FT-FTA	Pct	Off-Def	Tot-Avg	PF-FO	A	TO	Blk	Stl	Pts	Avg
2013-14	4-0	4	1.0	0-0	.000	0-0	.000	0-0	.000	0-0	0-0.0	1-0	0	0	0	0	0	0.0
2014-15	5-0	9	1.8	2-4	.500	0-0	.000	0-0	.000	2-1	3-0.6	1-0	0	1	0	1	4	0.8
2015-16	2-0	2	1.0	0-0	.000	0-0	.000	0-0	.000	0-0	0-0.0	0-0	0	0	0	0	0	0.0
TOTALS	11-0	15	1.4	2-4	.500	0-0	.000	0-0	.000	2-1	3-0.3	2-0	0	1	0	1	4	0.4

#### Brickhouse vs. the ACC (regular season only)

Year	GP-GS	Min	Avg	FG-FGA	Pct	3FG-FGA	Pct	FT-FTA	Pct	Off-Def	Tot-Avg	PF-FO	A	TO	Blk	Stl	Pts	Avg
2013-14	1-0	1	1.0	0-0	.000	0-0	.000	0-0	.000	0-0	0-0	0-0	0	0	0	0	0	0.0
2014-15	2-0	2	1.0	0-1	.000	0-0	.000	0-0	.000	0-1	1-0.5	0-0	0	0	0	0	0	0.0
2015-16	0-0	0	0.0	0-0	.000	0-0	.000	0-0	.000	0-0	0-0	0-0	0	0	0	0	0	0.0
TOTALS	3-0	3	1.0	0-1	.000	0-0	.000	0-0	.000	0-1	1-0.3	0-0	0	0	0	0	0	0.0



## BRICKHOUSE'S GAME-BY-GAME STATS

Date	OPP	S	MIN	FG	3FG	FT	Off-Tot	PF	A	TO	BS	ST	PTS
11/15	South Ala.		1	0-0	0-0	0-0	0-0	0	0	0	0	0	0
11/18	IUPUI		1	0-0	0-0	0-0	0-0	0	0	0	0	0	0

Date	OPP	S	MIN	FG	3FG	FT	Off-Tot	PF	A	TO	BS	ST	PTS
11/14	Jackson St.		2	2-2	0-0	0-0	0-0	0	0	1	0	1	4
11/20	Jacksonville		3	0-1	0-0	0-0	1-1	0	0	0	0	0	0
12/12	Charleston South.		2	0-0	0-0	0-0	1-1	1	0	0	0	0	0
2/21	Virginia Tech		1	0-0	0-0	0-0	0-0	0	0	0	0	0	0
3/7	Syracuse		1	0-1	0-0	0-0	0-1	0	0	0	0	0	0

Date	OPP	S	MIN	FG	3FG	FT	Off-Tot	PF	A	TO	BS	ST	PTS
11/8	App. St.		1	0-0	0-0	0-0	0-0	0	0	0	0	0	0
11/16	Campbell		1	0-0	0-0	0-0	0-0	1	0	0	0	0	0
11/26	Fl. Gulf Coast		1	0-0	0-0	0-0	0-0	0	0	0	0	0	0
2/11	W. Forest		1	0-0	0-0	0-0	0-0	0	0	0	0	0	0





# #1 LENNARD FREEMAN

FORWARD / 6'9" / 250 LBS. / SENIOR  
WASHINGTON, D.C.  
OAK HILL ACADEMY (VA.)

**2015-16 - Junior Season:** Shook nagging leg injury to play in 33 games, starting 15 times ... Played 19.4 minutes per game and averaged 4.7 points and 5.0 rebounds ... Shot .526 on the season and totaled 33 assists ... Grabbed 13 rebounds vs. South Alabama (Nov. 15) ... Had nine points and 10 rebounds vs. Winthrop (Nov. 27) ... Had 10 points and 13 rebounds vs. Bucknell (Dec. 5) ... Had three steals vs. Northeastern (Dec. 29) ... Pulled down 14 rebounds in win at Pittsburgh (Jan. 19).

**2014-15 - Sophomore Season:** Led team and ranked 21st in the ACC with 5.6 rebounds per game ... Tied career

high with 13 rebounds with nine points vs. Hofstra (Nov. 17) ... Had second career double-double with 10 points and 12 rebounds vs. Jacksonville (Nov. 20) ... Grabbed 10 rebounds vs. USF (Nov. 23) ... Pulled in 11 rebounds vs. Wake Forest (Dec. 6) ... Totaled seven points and six rebounds at Florida State (Jan. 17) ... Scored nine points with six rebounds vs. Pitt (March 11) ... Was key figure in NCAA win, posting double-double of 11 points and 12 rebounds in victory over Villanova (March 21).

**2013-14 - Freshman Season:** Part-time starter and key post reserve in first season ... Made 11 starts and played 23.2 minutes per game ... Averaged 4.0 points and 5.7 rebounds per game ... Shot .514 from the floor ... Stood second on team with 127 defensive rebounds ... Scored eight points with seven boards vs. Campbell (Nov. 16) ... Made first career start in NC Central game (Nov. 22) ... Posted first career double-double with 10 points and 10 rebounds against Northwestern (Dec. 4) ... Recorded a career-high 13 rebounds against Long Beach St. (Dec. 7) ... Scored 10 points and pulled in eight boards at Pitt

(March 3) ... Finished with a career-high 13 points on 5-of-6 shooting against Duke in ACC semifinal (March 15) ... Grabbed nine rebounds in 36 minutes of action vs. Saint Louis in NCAA Second Round (March 20).

**Before State:** Signed with NC State in the 2013 spring period ... Four-year varsity letterwinner at three schools ... Averaged 8.6 points and 9.8 rebounds at Oak Hill in 2012-13 ... Played two seasons at St. John's College High School in Maryland earning all-conference honors in 2012 ... Attended Theodore Roosevelt High School in Washington, D.C., his freshman year ... Played for coach Steve Smith at Oak Hill Academy ... Played AAU ball with current teammate BeeJay Anya on Team Takeover ... AAU team placed second at 16U AAU National Tournament in Orlando, Fla. ... Played in Elite Youth Basketball League in summer of 2012.

**Personal:** Born Dec. 10, 1995 ... Son of Nicole Bunn ... Has younger twin siblings, Makala and Makhi.

## FREEMAN'S SINGLE-GAME BESTS

### POINTS

Career: 13, vs. Duke (3/15/14)  
ACC: 10, at Pittsburgh (3/3/14)

### REBOUNDS

Career: 14, at Pittsburgh (1/19/16)  
ACC: 14, at Pittsburgh (1/19/16)

### FG MADE

Career: 5 (3x), last vs. Villanova (3/21/15)  
ACC: 4 (2x), last at Virginia Tech (1/2/16)

### FG ATTEMPTED

Career: 10, vs. Jacksonville (11/20/14)  
ACC: 5 (7x), last at Virginia (2/15/16)

### 3FG MADE

Career: 0  
ACC: 0

### 3FG ATTEMPTED

Career: 0  
ACC: 0

### FT MADE

Career: 4 (3x), last vs. Bucknell (12/5/15)  
ACC: 4, at Pittsburgh (3/3/14)

### FT ATTEMPTED

Career: 7, at Pittsburgh (3/3/14)  
ACC: 7, at Pittsburgh (3/3/14)

### ASSISTS

Career: 6, vs. Duke (1/23/16)  
ACC: 6, vs. Duke (1/23/16)

### STEALS

Career: 3, vs. Northeastern (12/29/15)  
ACC: 2, at Notre Dame (1/7/14)

### BLOCKS

Career: 2 (2x), last vs. Villanova (3/21/15)  
ACC: 2, at Clemson (3/3/15)

### MINUTES

Career: 37, vs. Long Beach State (12/7/13)  
ACC: 31, at Virginia Tech (1/2/16)

## FREEMAN'S CAREER STATS

Year	GP-GS	Min	Avg	FG-FGA	Pct	3FG-FGA	Pct	FT-FTA	Pct	Off-Def	Tot-Avg	PF-FO	A	TO	Blk	Stl	Pts	Avg
2013-14	35-11	811	23.2	55-107	.514	0-0	.000	31-69	.449	72-127	199-5.7	61-1	21	17	9	16	141	4.0
2014-15	35-21	681	19.5	51-114	.447	0-0	.000	24-48	.500	70-127	197-5.6	63-1	19	23	7	9	126	3.6
2015-16	33-15	639	19.4	41-78	.526	0-0	.000	25-50	.500	67-99	166-5.0	61-1	33	25	7	12	107	3.2
TOTALS	103-47	2131	20.7	147-299	.492	0-0	.000	80-167	.479	209-353	562-5.5	185-3	73	65	23	37	374	3.6

### Freeman vs. the ACC (regular season only)

Year	GP-GS	Min	Avg	FG-FGA	Pct	3FG-FGA	Pct	FT-FTA	Pct	Off-Def	Tot-Avg	PF-FO	A	TO	Blk	Stl	Pts	Avg
2013-14	17-1	331	19.5	21-50	.420	0-0	.000	19-33	.576	30-42	72-4.2	27-0	5	4	2	6	61	3.6
2014-15	17-7	324	19.1	22-48	.458	0-0	.000	9-20	.450	33-50	83-4.9	25-0	9	11	3	4	53	3.1
2015-16	18-8	334	18.6	18-34	.529	0-0	.000	11-21	.524	29-45	74-4.1	34-1	22	12	5	3	47	2.6
TOTALS	52-16	989	19.0	61-132	.462	0-0	.000	39-74	.527	92-137	229-4.4	86-1	36	27	10	13	161	3.1

## FREEMAN'S GAME-BY-GAME STATS

Freeman 2015-16 Game-By-Game Stats

Date	OPP	S	MIN	FG	3FG	FT	Off-Tot	PF	A	TO	BS	ST	PTS
11/13	William & Mary*		13	0-0	0-0	0-0	1-4	1	1	0	0	0	0
11/15	South Alabama*		29	2-5	0-0	1-2	2-13	4	1	3	0	0	5
11/18	IUPUI	*	22	3-3	0-0	1-3	3-6	2	0	2	1	0	7
11/23	Arizona State\$	*	29	1-3	0-0	1-2	3-5	3	2	0	0	0	3
11/24	LSUS	*	19	1-2	0-0	2-2	3-4	3	1	2	0	0	4
11/27	Winthrop	*	31	4-7	0-0	1-4	3-10	2	1	0	0	0	9
12/1	Michigan	*	20	0-3	0-0	0-0	4-6	1	1	0	0	1	0
12/5	Bucknell		29	3-6	0-0	4-6	5-13	0	2	2	0	2	10
12/13	USF		25	2-3	0-0	1-2	5-8	1	1	0	0	1	5
12/16	High Point		12	2-3	0-0	0-0	2-5	4	0	1	0	0	4
12/19	@ Missouri		24	0-1	0-0	1-2	2-6	2	0	0	0	1	1
12/22	UNC-G		15	1-2	0-0	1-2	2-4	1	0	1	1	0	3
12/29	Northeastern		27	3-4	0-0	1-2	1-4	1	0	2	0	3	7
1/2	@ Va. Tech		31	2-4	0-0	2-3	3-6	5	2	1	1	0	6
1/7	Louisville		24	0-1	0-0	2-4	3-6	3	0	1	1	0	2
1/10	@ W. Forest	*	24	2-3	0-0	2-3	4-8	2	1	2	0	1	6
1/13	FSU		17	1-3	0-0	2-2	4-8	3	1	2	0	1	4
1/16	@ UNC		21	1-1	0-0	1-2	1-2	0	0	1	0	0	3
1/19	@ Pittsburgh		28	2-4	0-0	0-1	5-14	3	0	0	0	0	4
1/23	Duke		26	1-3	0-0	0-0	2-7	3	6	0	0	0	2
1/27	Ga. Tech	*	24	0-0	0-0	0-0	0-3	4	0	0	0	0	0
1/30	Miami	*	21	2-3	0-0	0-0	1-4	1	2	0	1	1	4
2/1	@ FSU	*	10	0-2	0-0	0-0	1-3	0	1	1	0	0	0
2/6	@ Duke	*	11	0-0	0-0	0-0	0-0	1	3	0	0	0	0
2/13	W. Forest	*	18	1-2	0-0	0-0	1-5	4	1	2	0	0	2
2/15	@ Virginia	*	25	4-5	0-0	1-2	1-2	1	0	0	1	0	9
2/20	Clemson	*	13	0-0	0-0	1-2	0-1	1	1	1	0	0	1
2/24	UNC		15	0-0	0-0	0-1	0-1	1	0	0	1	0	0
2/27	@ Syracuse		15	0-1	0-0	0-0	0-0	0	4	1	0	0	0
3/2	Boston College		2-2	0-0	0-1	3-3	0	0	0	0	0	4	
3/5	@ Notre Dame		5	0-0	0-0	0-0	0-1	2	0	0	0	0	0
3/8	W. Forest%		6	1-1	0-0	0-2	2-3	1	0	0	0	1	2
3/9	Duke%		4	0-1	0-0	0-0	0-1	1	1	0	0	0	0

% - ACC Tournament, Washington, D.C.; \$ - Legends Classic

Freeman 2014-15 Game-By-Game Stats

Date	OPP	S	MIN	FG	3FG	FT	Off-Tot	PF	A	TO	BS	ST	PTS
11/14	Jackson St.	*	14	1-2	0-0	0-0	1-3	5	0	0	0	1	2
11/17	Hofstra	*	30	3-6	0-0	3-5	6-13	3	2	2	0	2	9
11/20	Jacksonville	*	19	4-10	0-0	2-2	4-12	1	0	0	0	0	10
11/23	USF	*	30	1-6	0-0	1-3	6-10	4	1	1	0	0	3
11/26	Richmond	*	24	1-5	0-0	0-0	2-9	2	0	0	0	0	2
11/28	Boise State	*	19	2-2	0-0	0-1	1-6	3	0	2	0	0	4
12/2	@ Purdue	*	26	0-1	0-0	2-2	0-3	4	1	2	0	1	2
12/6	Wake Forest	*	25	1-2	0-0	3-8	2-11	2	0	1	0	1	5
12/12	Charleston So	*	14	2-7	0-0	0-1	2-8	2	0	0	0	0	4
12/14	Wofford	*	20	2-2	0-0	0-0	1-7	1	1	4	1	0	4
12/17	Tennessee		5	0-1	0-0	0-0	0-1	0	0	0	0	0	0
12/20	West Virginia		10	0-0	0-0	0-1	0-2	3	0	0	0	0	0
12/23	Louisiana Tech		13	1-2	0-0	1-1	3-6	2	1	0	0	0	3
12/30	Cincinnati		14	0-1	0-0	0-0	1-4	2	0	0	0	1	0
1/3	Pittsburgh		27	3-5	0-0	0-0	3-9	3	1	1	0	0	6
1/7	@ Virginia		12	0-2	0-0	0-2	0-2	0	0	1	0	0	0
1/11	Duke		16	2-3	0-0	0-0	1-4	1	1	1	0	0	4
1/14	North Carolina		8	0-3	0-0	0-0	2-2	0	0	0	0	1	0
1/17	@ Florida State		28	3-4	0-0	1-1	2-6	1	1	1	0	0	7
1/22	@ Miami		12	0-3	0-0	0-0	2-4	0	0	0	0	0	0
1/25	Notre Dame		9	0-2	0-0	0-0	0-2	0	0	0	0	0	0
1/28	Clemson		10	0-1	0-0	1-2	2-6	2	0	0	0	0	1
1/31	@ Georgia Tech		23	1-1	0-0	0-0	0-1	1	0	1	1	0	2
2/3	@ Wake Forest		17	2-2	0-0	1-1	4-8	1	1	2	0	1	5
2/14	@ Louisville	*	21	3-4	0-0	0-0	1-3	4	1	0	0	0	6
2/21	Virginia Tech	*	24	2-3	0-0	0-2	2-4	0	0	0	0	0	4
2/24	@ North Carolina*		16	1-2	0-0	1-2	2-4	3	0	0	0	1	3
2/28	@ Boston Coll.	*	19	0-3	0-0	0-0	4-5	1	0	0	0	0	0
3/3	@ Clemson	*	31	2-3	0-0	0-0	2-6	4	2	2	2	0	4
3/7	Syracuse	*	26	2-5	0-0	2-2	4-6	2	2	1	0	0	6
3/11	Pittsburgh	*	34	3-6	0-0	3-5	1-6	1	1	0	0	0	9
3/12	Duke	*	20	1-1	0-0	2-2	2-6	0	0	0	0	0	4
3/19	LSU	*	20	2-4	0-0	0-1	2-3	0	2	0	0	0	4
3/21	Villanova	*	27	5-7	0-0	1-4	3-12	2	0	0	2	0	11
3/27	Louisville	*	18	1-3	0-0	0-0	2-3	3	1	1	1	0	2

% - ACC Tournament, Greensboro, N.C.; \$ - Madison Square Garden; ! - NCAA Tournament, Pittsburgh; ^ - NCAA Tournament, Syracuse, N.Y.

Freeman 2013-14 Game-By-Game Stats

Date	OPP	S	MIN	FG	3FG	FT	Off-Tot	PF	A	TO	BS	ST	PTS
11/8	App. St.		19	3-3	0-0	0-2	0-6	1	2	1	0	0	6
11/12	@ Cincinnati		23	1-2	0-0	1-3	3-5	4	0	0	1	1	3
11/16	Campbell		19	4-4	0-0	0-3	5-7	3	2	1	1	2	8
11/20	NC Central	*	27	1-3	0-0	0-1	1-4	5	0	2	1	0	2
11/26	Fl. Gulf Coast	*	32	0-3	0-0	2-4	0-4	0	2	0	1	2	2
11/30	Eastern Ky.	*	26	1-1	0-0	1-5	1-6	0	1	1	0	0	3
12/4	Northwestern	*	30	5-6	0-0	0-0	5-10	1	1	0	1	0	10
12/7	Long Beach St.	*	37	2-2	0-0	0-0	3-13	3	1	2	0	0	4
12/14	Detroit	*	30	0-0	0-0	0-2	2-9	2	2	3	0	0	0
12/18	@ Tennessee	*	20	2-4	0-0	4-4	4-9	4	1	0	1	0	8
12/21	East Carolina	*	24	2-4	0-0	0-1	1-6	1	0	1	0	1	4
12/28	Missouri	*	24	0-0	0-0	0-0	0-2	1	0	0	0	0	0
12/30	@ UNCG	*	28	3-7	0-0	0-5	5-8	3	0	0	0	1	6
1/4	Pittsburgh	*	24	1-1	0-0	2-2	0-4	0	0	0	0	1	4
1/7	@ Notre Dame		21	2-3	0-0	1-3	0-5	0	1	0	0	2	5
1/11	Virginia		18	1-1	0-0	2-2	1-2	1	1	0	0	0	4
1/15	@ W. Forest		23	3-5	0-0	2-5	4	0	1	0	0	0	6
1/18	@ Duke					DNP-Injured							
1/20	Maryland		14	1-3	0-0	1-2	0-3	2	0	0	0	0	3
1/26	Ga. Tech		23	3-5	0-0	0-1	2-3	2	0	0	0	0	6
1/29	FSU		20	1-5	0-0	1-2	4-7	2	1	2	1	1	3
2/1	@ UNC		22	1-2	0-0	2-3	2-5	3	0	1	1	0	4
2/8	@ Miami		27	0-1	0-0	2-2	2-6	1	0	0	0	0	2
2/11	W. Forest		26	0-2	0-0	0-1	2-8	3	0	0	0	0	0
2/15	@ Syracuse		10	0-5	0-0	1-2	2-3	0	0	0	0	0	1
2/18	@ Clemson		12	0-0	0-0	0-0	0-0	0	0	0	0	0	0
2/22	@ Va. Tech		17	2-3	0-0	2-4	3-5	4	0	0	0	1	6
2/26	UNC		10	1-1	0-0	0-0	1-2	1	0	0	0	0	2
3/1	Miami		14	2-4	0-0	1-2	1-1	0	2	0	0	0	5
3/3	@ Pittsburgh		24	3-5	0-0	4-7	4-8	3	0	0	0	1	10
3/9	Boston College		26	0-4	0-0	0-0	1-5	1	0	0	0	0	0
3/13	Miami%		25	1-3	0-0	0-0	3-8	1	2	1	0	0	2
3/14	Syracuse%		19	2-3	0-0	0-1	2-6	2	0	1	0	0	4
3/15	Duke%		30	5-6	0-0	3-3	4-9	1	1	0	0	1	13
3/18	Xavier!		30	1-3	0-0	0-0	2-6	1	1	0	1	0	2
3/20	St. Louis^		16	1-3	0-0	1-2	1-9	1	0	0	0	2	3

% - ACC Tournament, Greensboro, N.C.; ! - NCAA 1st round, Dayton, Ohio; ^ - NCAA 2nd round, Orlando, Fla





## #3 TERRY HENDERSON

GUARD / 6'5" / 195 LBS. / SENIOR

RALEIGH, NC

NEUSE CHRISTIAN ACADEMY HS (WEST VIRGINIA)

**2015-16 - Junior Season:** Started season-opener vs. William & Mary but was injured six minutes into the game and missed the rest of the season.

**\* Sat out the 2014-15 season after transferring from West Virginia.**

**Before State:** Played two seasons at West Virginia, appearing in 58 games and starting 28 times ... Averaged 9.8 points and 2.7 rebounds while playing 23.4 minutes per game ... Made 89 treys in two seasons and shot .816 at the free throw line.

**2013-14 - Sophomore Season:** Played in 28 games, starting 17 contests ... Averaged 11.7 points and 2.9 rebounds per game ... Scored in double figures 18 times ... Shot .439 from the floor and .848 at the foul line ... Made 47 shots and shot .376 from beyond the arc ... Scored career-high 28 points (20 in the second half) against Texas Tech ... Totaled 21 points, six rebounds, four assists, three blocks and two steals vs. Oklahoma State.

**2012-13 - Freshman Season:** Played in 30 games, starting 11 times ... Averaged 8.0 points and 2.4 rebounds per game ... Ranked second on the team with 42 made 3-pointers ... Shot .437 from the floor, including .400 from 3-point range ... His .460 shooting from 3-point range in Big 12 play ranked second in the conference ... Scored 23 points vs. Michigan.

**High School:** Led high school team to four 3A North Carolina Christian School Association state championships ... Earned all-state and all-tournament honors ... Scored more than 3,300 career points ... Earned top 30 shooting guard ranking from ESPN.com ... Averaged 22 points, six rebounds and four assists as a senior ... Averaged 22 points and six rebounds while shooting 47 percent from 3-point range ... High school coach was Ken Adrian ... Was an AAU teammate of T.J. Warren on Garner Road.

**Personal:** Born March 21, 1994 ... Son of Terry and Jackie Henderson.

### HENDERSON'S SINGLE-GAME BESTS

#### POINTS

Career: 28, vs. Texas Tech (1/6/14)  
Conference: 28, vs. Texas Tech (1/6/14)

#### REBOUNDS

Career: 7 (2x), last vs. TCU (1/4/14)  
Conference: 7, vs. TCU (1/4/14)

#### FG MADE

Career: 10, vs. Texas Tech (1/6/14)  
Conference: 10, vs. Texas Tech (1/6/14)

#### FG ATTEMPTED

Career: 17, vs. Texas (1/13/14)  
Conference: 17, vs. Texas (1/13/14)

#### 3FG MADE

Career: 6 (2x), last at Kansas (3/2/13)  
Conference: 6 (2x), last at Kansas (3/2/13)

#### 3FG ATTEMPTED

Career: 11, vs. Oklahoma (1/5/13)  
Conference: 11, vs. Oklahoma (1/5/13)

#### FT MADE

Career: 6 (3x), last at Oklahoma State (1/25/14)  
Conference: 6 (3x), last at Oklahoma State (1/25/14)

#### FT ATTEMPTED

Career: 8, at Oklahoma State (1/25/14)  
Conference: 8, at Oklahoma State (1/25/14)

#### ASSISTS

Career: 4 (2x), last at Oklahoma State (1/25/14)  
Conference: 4 (2x), last at Oklahoma State (1/25/14)

#### STEALS

Career: 3 (2x), last vs. William & Mary (12/29/13)  
Conference: 2 (7x), last vs. Kansas (3/8/14)

#### BLOCKS

Career: 3, vs. Oklahoma State (1/11/14)  
Conference: 3, vs. Oklahoma State (1/11/14)

#### MINUTES

Career: 44, vs. Oklahoma (2/5/14)  
Conference: 44, vs. Oklahoma (2/5/14)

### HENDERSON'S CAREER STATS

Year	GP-GS	Min	Avg	FG-FGA	Pct	3FG-FGA	Pct	FT-FTA	Pct	Off-Def	Tot-Avg	PF-FO	A	TO	Blk	Stl	Pts	Avg
2012-13	30-11	604	20.1	80-183	.437	42-105	.400	37-48	.771	34-39	73-2.4	33-0	25	27	6	17	239	8.0
2013-14	28-17	756	27.0	112-255	.439	47-125	.376	56-66	.848	32-49	81-2.9	39-1	31	30	16	21	327	11.7
2014-15	DID NOT PLAY - SAT OUT TO SATISFY NCAA TRANSFER REQUIREMENTS																	
2015-16	1-1	7	7.0	0-3	.000	0-1	.000	0-0	.000	0-1	1-1.0	1-0	0	1	0	0	0	0.0
TOTALS	59-29	1367	23.2	192-441	.435	89-231	.385	93-114	.816	66-89	155-2.6	73-1	56	58	22	38	566	9.6

## HENDERSON'S GAME-BY-GAME STATS

Henderson 2015-16 Game-By-Game Stats													
Date	OPP	S	MIN	FG	3FG	FT	Off-Tot	PF	A	TO	BS	ST	PTS
11/13	William & Mary*		7	0-3	0-1	0-0	0-1	1	0	1	0	0	0

Henderson 2013-14 Game-By-Game Stats													
Date	OPP	S	MIN	FG	3FG	FT	Off-Tot	PF	A	TO	BS	ST	PTS
11/12	@Va. Tech		8	1-3	0-2	0-0	0-2	0	0	1	0	0	2
11/17	Duquesne		27	2-5	2-4	1-2	1-1	0	0	0	1	2	7
11/21	Ga. Southern		19	6-8	2-3	2-2	0-3	1	1	1	1	1	16
11/23	Presbyterian		21	2-6	1-3	3-4	2-3	1	1	1	0	1	8
11/26	Old Dominion ^		27	5-11	1-5	3-5	2-5	1	1	1	0	1	14
11/27	Wisconsin ^		10	0-2	0-2	0-0	0-0	0	0	0	0	0	0
12/2	Loyola		19	6-8	2-2	2-2	2-3	1	1	1	0	1	16
12/5	Missouri		21	6-15	1-5	1-2	1-2	2	0	0	1	0	14
12/10	Gonzaga	*	27	5-9	2-6	3-3	2-5	5	2	1	1	0	15
12/14	Marshall	*	29	4-8	1-4	4-4	2-3	2	1	1	1	0	13
12/22	Purdue	*	29	2-10	1-6	3-4	0-0	1	1	0	0	0	8
12/29	Will. & Mary	*	30	6-12	1-4	6-6	2-4	0	2	1	0	3	19
1/4	@TCU	*	28	3-10	1-5	3-4	2-7	1	1	0	1	0	10
1/6	@Texas Tech	*	40	6-12	4-6	0-0	0-3	2	4	2	1	1	16
1/11	Oklahoma St.	*	39	7-13	5-7	2-2	4-6	2	4	1	3	2	21
1/13	Texas	*	34	7-17	1-6	1-2	1-4	2	1	2	1	2	16
1/18	@Kansas St.	*	28	1-8	0-2	0-0	0-1	2	1	0	1	0	2
1/22	Texas Tech	*	32	10-13	5-6	3-3	1-1	0	1	1	1	0	28
1/25	@Okla. St.	*	37	1-10	0-5	6-8	0-3	3	0	2	0	1	8
1/28	@Baylor	*	30	4-9	3-6	0-0	0-2	0	1	0	0	1	11
2/1	Kansas St.	*	29	4-10	1-4	4-4	2-4	1	0	3	0	0	13
2/5	Oklahoma	*	44	5-12	3-8	4-4	1-3	2	1	2	0	2	17
2/8	@Kansas	*	22	0-3	0-2	2-2	0-0	0	0	3	0	0	2
2/10	Iowa State	*	34	5-11	4-7	2-2	1-3	1	4	1	1	2	16
2/15	@Texas	*	27	4-6	1-3	1-1	4-5	1	0	2	0	0	10
2/22	Baylor												Did Not Play - Injured
2/26	@Iowa State												Did Not Play - Injured
3/1	TCU												Did Not Play - Injured
3/5	@Oklahoma												Did Not Play - Injured
3/8	Kansas		15	2-4	0-1	0-0	0-1	3	0	0	0	2	4
3/13	vs. Texas #		22	3-9	2-6	0-0	0-3	1	3	1	1	0	8
3/18	@Georgetown %		28	5-11	3-5	0-0	2-4	3	0	1	1	0	13

^ Triple Crown Cancun Shootout; # - Big 12 Tournament, Kansas City, Mo.; %NIT 1st Round

Henderson 2012-13 Game-By-Game Stats													
Date	OPP	S	MIN	FG	3FG	FT	Off-Tot	PF	A	TO	BS	ST	PTS
11/12	@Gonzaga		20	1-5	1-5	0-0	2-2	2	0	2	0	0	3
11/22	vs. Marist ^		19	5-8	2-2	2-2	4-6	2	2	0	0	0	14
11/23	vs. Davidson ^		28	2-7	2-4	0-0	0-1	0	2	1	0	1	6
11/25	vs. Oklahoma ^ *		15	1-6	0-2	0-0	2-5	0	0	0	0	0	2
11/28	VMI	*	29	4-11	1-3	1-2	1-7	2	2	1	0	0	10
12/5	vs. Marshall	*	9	0-2	0-1	4-5	2-2	1	1	0	0	0	4
12/8	Virginia Tech		12	2-6	0-3	0-0	4-6	0	0	1	1	0	4
12/11	@Duquesne	*	21	3-9	0-3	1-1	2-5	0	3	1	0	2	7
12/15	vs. Michigan & *		36	7-14	3-9	6-6	1-2	2	1	2	0	3	23
12/19	Oakland	*	17	3-5	2-3	2-4	1-2	1	2	4	1	0	10
12/22	Radford	*	14	2-4	1-2	1-2	0-3	1	0	0	0	0	6
12/30	East. Kentucky	*	22	2-5	0-2	1-2	0-2	0	0	0	1	0	5
1/5	Oklahoma	*	30	7-14	6-11	1-2	2-2	2	1	2	0	1	21
1/9	@Texas	*	28	1-6	0-4	0-0	1-2	3	1	4	0	2	2
1/12	Kansas State	*	20	4-6	0-1	2-2	1-2	0	0	1	0	1	10
1/23	TCU		23	1-6	1-4	1-2	1-3	0	1	0	0	1	4
1/26	@Okla. State		19	2-7	1-4	0-0	1-2	4	2	2	0	1	5
1/28	Kansas		11	0-2	0-1	0-0	0-0	1	0	1	0	0	0
2/2	@Texas Tech		10	3-5	3-4	0-0	1-2	2	0	0	0	0	9
2/4	Texas		14	2-2	2-2	1-2	0-0	0	1	0	0	2	7
2/9	@TCU		19	5-6	3-4	4-4	1-1	1	0	1	0	1	17
2/13	@Baylor		11	1-2	1-2	1-2	0-1	0	2	0	0	0	4
2/16	Texas Tech		18	2-3	2-3	2-2	1-4	0	1	1	1	0	8
2/18	@Kansas State		20	1-3	1-3	1-2	1-1	1	0	0	0	0	4
2/23	Oklahoma St.		11	0-2	0-2	2-2	0-0	2	0	1	1	0	2
2/27	Baylor		28	3-6	1-4	0-0	1-2	3	0	1	0	0	7
3/2	@Kansas		28	7-14	6-9	0-0	2-4	0	0	1	1	1	20
3/6	@Oklahoma		20	1-3	1-3	0-0	0-0	1	1	0	0	0	3
3/9	Iowa State		23	3-5	1-2	3-3	1-3	1	1	0	0	1	10
3/13	vs. Texas Tech		28	5-9	1-3	1-1	1-1	1	1	0	0	0	12

^ - Old Spice Classic # - Big 12 Tournament, Kansas City, Mo.;

& - Winter Hoops Festival, Brooklyn, N.Y.





## #0 ABDUL-MALIK **ABU**

FORWARD / 6'8" / 240 LBS. / JUNIOR  
BOSTON, MASS  
KIMBALL UNION ACADEMY

**2015-16 - Sophomore Season:** Blossomed into one of the top power forwards in the ACC ... Started every game and finished second on the team in scoring with 12.9 points per game ... His 8.8 rebounds per game led NC State and ranked fifth in the ACC ... Ranked third in the ACC with 3.58 offensive rebounds per game ... Shot .490 from the floor, good for eighth in the conference, and had 53 dunks ... Had 28 games with double-figure scoring and 14 double-doubles ... Had 15 points and 12 rebounds in Brooklyn in win over LSU (Nov. 24) ... Grabbed 14 rebounds at USF (Dec. 13) ... Totaled 13 points and 11 rebounds at Missouri (Dec. 19) ... Posted 15 points and 12 rebounds vs. Louisville (Jan. 7) ... Had 21 points and 13 rebounds vs. Florida State (Jan. 13) ... Had 12 points and 14 rebounds at North Carolina (Jan. 16) ... Scored 16 points and 10 rebounds in win at Pittsburgh (Jan. 19) ... Had 22 points and 11 rebounds vs. Georgia Tech (Jan. 27)

... Scored 19 points in win over Miami (Jan. 30) ... Scored 16 points with career-high 17 rebounds at Duke (Feb. 6) ... Totaled 17 points and 16 rebounds vs. Clemson (Feb. 20) ... Totaled 20 points and 12 rebounds at Notre Dame (March 5) ... Scored 19 points with four dunks and nine rebounds in ACC Tournament vs. Duke (March 9).

**2014-15 - Freshman Season:** A part-time starter, an explosive forward who improved as the season progressed ... Played 19.1 minutes per game and made 22 starts ... Averaged 6.4 points and 4.8 rebounds per game ... Ranked second on the team with 34 dunks ... Averaged 9.4 points per game in the postseason ... Totaled seven games with double-figure scoring and two double-doubles ... Scored first collegiate points and grabbed six rebounds vs. Hofstra (Nov. 17) ... Scored 11 points vs. Charleston Southern (Dec. 12) ... Scored eight points vs. Tennessee (Dec. 17) ... Scored 10 points vs. La Tech (Dec. 23) ... Made first career start in win over Pittsburgh, grabbing eight rebounds (Jan. 3) ... Had eight points and eight rebounds in win over Duke (Jan. 11) ... Grabbed nine boards vs. UNC (Jan. 14) ... Scored career-high 19 points at Miami (Jan. 22) ... Posted first career double-double with 15 points and 12 rebounds vs. Clemson (Jan. 28) ... Scored 10 points at Boston College (Feb. 28) ... Grabbed 10 rebounds at Clemson (March 3) ... Scored 10 points in

ACC tourney vs. Duke (March 12) ... Scored 13 points in NCAA win over LSU (March 19) ... Totaled 13 points and 12 rebounds in NCAA win over Villanova (March 21).

**Before State:** No. 32 recruit nationally in ESPN 100, 45th by Rivals and the No. 11 power forward and four-star recruit by Scout.com ... Played three seasons at New Hampshire prep school Kimball Union Academy for coach Mike Olson ... Played first two seasons of prep basketball at Marblehead High School in Massachusetts ... Scored 1,284 career points at Kimball, leading the team to a 61-21 record ... Named 2014 NEPSAC Player of the Year and was a NEPSAC all-star pick ... Averaged 24.5 points and 10.5 rebounds during his final season ... Also played one season of varsity tennis and was girl's lacrosse manager for two years at Kimball ... Played AAU basketball for Expressions Elite and coach Tyrone Boswell ... Named 2013 EYBL MVP ... Participated in LeBron James Skills Academy and Anthony Davis Big Man Camp ... Competed at the NBA and Nike Top 100 camps.

**Personal:** Born Sept. 16, 1995 ... Son of Rotimi and Helen Abu ... Has an older brother, Damola ... Devout Muslim who prays five times a day and fasts during Ramadan.

### ABU'S SINGLE-GAME BESTS

#### **POINTS**

Career: 19, at Miami (1/22/15)  
Conference: 19, at Miami (1/22/15)

#### **REBOUNDS**

Career: 12 (2x), last vs. Villanova (3/21/15)  
Conference: 12, vs. Clemson (1/28/15)

#### **FG MADE**

Career: 9, at Miami (1/22/15)  
Conference: 9, at Miami (1/22/15)

#### **FG ATTEMPTED**

Career: 14 (2x), last vs. Clemson (1/28/15)  
Conference: 14 (2x), last vs. Clemson (1/28/15)

#### **3FG MADE**

Career: 1, vs. West Virginia (12/20/14)  
Conference: 0

#### **3FG ATTEMPTED**

Career: 2, vs. Hofstra (11/17/14)  
Conference: 1 (2x), last vs. Syracuse (3/7/15)

#### **FT MADE**

Career: 5, vs. Villanova (3/21/15)  
Conference: 4, at Boston College (2/28/15)

#### **FT ATTEMPTED**

Career: 8, vs. Villanova (3/21/15)  
Conference: 6, at Georgia Tech (1/31/15)

#### **ASSISTS**

Career: 3, vs. Virginia Tech (2/21/15)  
Conference: 3, vs. Virginia Tech (2/21/15)

#### **STEALS**

Career: 1 (6x), last vs. Louisville (3/27/15)  
Conference: 1 (4x), last at Georgia Tech (1/31/15)

#### **BLOCKS**

Career: 2 (3x), last at Clemson (3/3/15)  
Conference: 2 (2x), last at Clemson (3/3/15)

#### **MINUTES**

Career: 31, vs. Villanova (3/21/15)  
Conference: 30, at Miami (1/22/15)

### ABU'S CAREER STATS

Year	GP-GS	Min	Avg	FG-FGA	Pct	3FG-FGA	Pct	FT-FTA	Pct	Off-Def	Tot-Avg	PF-FO	A	TO	Blk	Stl	Pts	Avg
2014-15	36-22	686	19.1	87-186	.468	1-5	.200	54-96	.563	68-104	172-4.8	79-3	22	35	18	6	229	6.4
2015-16	33-33	934	28.3	165-337	.490	0-0	.000	97-154	.630	118-171	289-8.8	88-2	42	57	23	12	427	12.9
TOTALS	69-55	1620	23.5	252-493	.511	1-5	.200	151-250	.604	186-275	461-6.7	167-5	64	92	41	18	656	9.5

#### Abu vs. the ACC (regular season only)

Year	GP-GS	Min	Avg	FG-FGA	Pct	3FG-FGA	Pct	FT-FTA	Pct	Off-Def	Tot-Avg	PF-FO	A	TO	Blk	Stl	Pts	Avg
2014-15	18-17	360	20.0	48-106	.453	0-2	.000	25-47	.532	44-59	103-5.7	44-3	15	18	10	4	121	6.7
2015-16	18-18	536	29.8	99-195	.508	0-0	.000	58-88	.659	68-97	165-9.2	54-2	27	36	13	6	256	14.2
TOTALS	36-35	896	24.9	147-301	.488	0-2	.000	83-135	.615	112-156	268-7.4	98-5	42	54	23	10	377	10.5

## ABU'S GAME-BY-GAME STATS

Abu 2015-16 Game-By-Game Stats														Abu 2014-15 Game-By-Game Stats													
Date	OPP	S	MIN	FG	3FG	FT	Off-Tot	PF	A	TO	BS	ST	PTS	Date	OPP	S	MIN	FG	3FG	FT	Off-Tot	PF	A	TO	BS	ST	PTS
11/13	William & Mary*		30	8-16	0-0	1-2	3-6	3	4	1	0	1	17	11/14	Jackson St.		9	0-1	0-0	0-0	0-4	1	0	1	1	0	0
11/15	South Alabama*		20	5-9	0-0	4-7	3-6	4	2	2	0	0	14	11/17	Hofstra		16	1-4	0-2	1-2	1-6	2	0	2	0	0	3
11/18	IUPUI	*	31	4-9	0-0	6-11	3-9	1	1	2	2	0	14	11/20	Jacksonville		18	2-5	0-0	4-5	2-5	2	2	1	1	0	8
11/23	Arizona State\$	*	24	5-10	0-0	0-0	2-3	4	2	1	1	0	10	11/23	USF		4	0-2	0-0	0-0	0-1	0	0	0	0	0	0
11/24	LSU\$	*	29	6-14	0-0	3-6	3-12	1	1	1	0	0	15	11/26	Richmond		8	1-3	0-0	0-0	1-2	0	0	1	0	0	2
11/27	Winthrop	*	14	1-4	0-0	0-2	0-3	2	2	2	0	1	2	11/28	Boise State		16	1-2	0-0	2-2	1-5	4	0	1	0	0	4
12/1	Michigan	*	13	0-6	0-0	2-2	0-1	1	0	0	0	0	2	12/2	@ Purdue	*	4	0-0	0-0	0-0	0-1	0	1	0	0	0	0
12/5	Bucknell	*	24	3-5	0-0	5-7	2-9	1	0	2	0	1	11	12/6	Wake Forest		16	2-4	0-0	2-4	2-5	2	0	0	1	0	6
12/13	@ USF	*	29	5-13	0-0	1-2	9-14	3	1	1	0	1	11	12/12	Charleston South.		20	5-8	0-0	1-3	2-4	3	0	0	2	1	11
12/16	High Point	*	23	5-8	0-0	3-4	5-9	2	0	3	2	1	13	12/14	Wofford		4	0-1	0-0	0-0	0-0	3	0	0	0	0	0
12/19	@ Missouri	*	33	4-8	0-0	5-5	3-11	3	0	1	1	0	13	12/17	Tennessee		29	3-4	0-0	2-5	1-4	1	0	0	1	0	8
12/22	UNC-G	*	33	4-8	0-0	3-8	2-11	3	0	1	2	0	11	12/20	vs. West Virginia \$		18	2-2	1-1	1-4	2-2	3	1	3	0	0	6
12/29	Northeastern	*	23	4-13	0-0	2-2	7-12	2	0	0	0	1	10	12/23	Louisiana Tech		25	3-5	0-0	4-6	2-5	2	1	2	1	0	10
1/2	@ Va. Tech	*	25	3-7	0-0	2-4	1-8	3	2	0	0	0	8	12/30	Cincinnati		25	4-6	0-0	1-2	2-5	3	0	1	0	0	9
1/7	Louisville	*	33	5-10	0-0	5-8	5-12	1	0	2	1	0	15	1/3	Pittsburgh	*	26	2-7	0-0	0-0	0-8	1	0	2	1	1	4
1/10	@ W. Forest	*	14	5-9	0-0	1-1	1-2	4	0	2	0	0	11	1/7	@ Virginia	*	4	0-2	0-0	0-2	2-2	3	0	0	0	0	0
1/13	FSU	*	37	6-12	0-0	9-11	7-13	1	6	2	0	0	21	1/11	Duke	*	23	4-10	0-0	0-2	1-8	3	2	1	0	0	8
1/16	@ UNC	*	27	5-14	0-0	2-2	8-14	5	3	2	0	0	12	1/14	North Carolina	*	24	4-6	0-0	1-4	4-9	2	2	2	1	1	9
1/19	@ Pittsburgh	*	34	7-13	0-0	2-4	2-10	3	0	3	1	0	16	1/17	@ Florida St.	*	9	1-2	0-0	1-2	1-1	2	0	0	0	0	3
1/23	Duke	*	28	6-9	0-0	2-6	1-5	4	2	2	1	1	14	1/22	@ Miami	*	30	9-14	0-0	1-1	2-5	1	0	0	0	0	19
1/27	Ga. Tech	*	37	9-18	0-0	4-6	6-11	3	1	6	0	0	22	1/25	Notre Dame	*	11	3-5	0-0	2-4	1-1	5	1	1	0	0	8
1/30	Miami	*	36	7-12	0-0	5-5	1-7	1	0	1	0	0	19	1/28	Clemson	*	26	6-14	0-0	3-4	8-12	1	0	3	1	1	15
2/1	@ FSU	*	25	5-8	0-0	2-2	1-5	3	1	1	1	0	12	1/31	@ Ga. Tech	*	22	3-5	0-0	1-6	0-5	5	3	2	1	1	7
2/6	@ Duke	*	31	7-18	0-0	2-4	8-17	2	3	2	0	1	16	2/3	@ Wake Forest	*	16	1-7	0-0	0-1	3-6	5	1	2	0	0	2
2/13	W. Forest	*	27	4-10	0-0	3-7	3-6	4	0	1	4	0	11	2/11	Virginia	*	21	1-5	0-0	3-3	0-2	1	0	1	1	0	5
2/15	@ Virginia	*	22	0-0	0-0	1-2	0-2	4	1	3	0	1	1	2/14	@ Louisville	*	23	2-3	0-0	3-4	1-8	3	1	0	0	0	7
2/20	Clemson	*	33	7-12	0-0	3-4	8-16	3	1	1	3	0	17	2/21	Virginia Tech	*	22	3-3	0-0	0-0	0-2	2	3	2	1	0	6
2/24	UNC	*	32	6-12	0-0	3-3	5-6	3	1	1	1	1	15	2/24	@ UNC	*	19	1-2	0-1	0-0	3-6	3	0	0	0	0	2
2/27	@ Syracuse	*	28	5-10	0-0	4-7	5-12	3	2	2	1	1	14	2/28	@ Boston Coll.	*	20	3-6	0-0	4-4	5-5	2	1	1	1	0	10
3/2	Boston College*		31	5-8	0-0	2-4	1-7	5	3	4	0	0	12	3/3	@ Clemson	*	29	1-4	0-0	2-4	6-10	1	1	1	2	0	4
3/5	Notre Dame	*	36	7-13	0-0	6-8	5-12	2	1	1	0	1	20	3/7	Syracuse	*	19	2-7	0-1	2-2	5-8	2	0	0	0	0	6
3/8	W. Forest%	*	34	3-7	0-0	3-6	5-9	2	1	3	2	0	9	3/11	vs. Pittsburgh %	*	10	2-3	0-0	1-2	0-0	3	0	0	0	0	5
3/9	Duke%	*	38	9-12	0-0	1-2	3-9	2	1	1	0	0	19	3/12	vs. Duke %	*	22	5-9	0-0	0-2	1-3	1	0	0	0	0	10

% - ACC Tournament, Washington, D.C.; \$ - Barclays Center



% - ACC Tournament, Greensboro, N.C.; \$ - Madison Square Garden; ! - NCAA Tournament, Pittsburgh; ^ - NCAA Tournament, Syracuse, N.Y.



## #13 CHRIS CORCHIANI, JR.

GUARD / 6'0" / 180 LBS. / JUNIOR

RALEIGH, NC  
RAVENSCROFT

**2015-16 - Sophomore Season:** Appeared in two games, totaling two minute ... hit only field goal attempt of the season in win over South Alabama (Nov. 15).

**2014-15 - Freshman Season:** Walk-on point guard appeared in five games, totaling 10 minutes ... Played three minutes and assisted on a dunk vs. Jackson State (Nov. 14) ... Scored first career basket in closing seconds of win over Virginia Tech (Feb. 21).

**Before State:** Two-year letterwinner at both Broughton

High School and Ravenscroft as a senior ... Named all-conference in each of his two seasons at Ravenscroft ... Participated in Dave Telep's Carolina Challenge for the top preps in North Carolina ... Earned a roster spot in the private school East-West All-Star Game in March 2014 in Charlotte ... Averaged 14 points and six assists as a senior and led team to a 19-10 record ... Scored 10 points with two assists per game for a 21-9 team during the 2012-13 season ... Won pair of conference regular season and tournament championship at Ravenscroft ... Played for

conference championship team at Broughton in 2012 ... Played AAU ball for WCBA and coach for Steve Sterrit ... Helped WCBA to a top-16 finish at the AAU national tournament in Orlando.

**Personal:** Born Nov. 20, 1994 ... Son of Chris and Stewart Corchiani ... Father played for NC State from 1987-91 and graduated as the NCAA's all-time leader in assists ... Has three brothers and a sister ... Made Honor Roll every year in high school.

### CORCHIANI'S SINGLE-GAME BESTS

#### POINTS

Career: 2, vs. Virginia Tech (2/21/15)  
Conference: 2, vs. Virginia Tech (2/21/15)

#### REBOUNDS

Career: 1, vs. Jacksonville (11/20/14)  
Conference: 0

#### FG MADE

Career: 1, vs. Virginia Tech (2/21/15)  
Conference: 1, vs. Virginia Tech (2/21/15)

#### FG ATTEMPTED

Career: 2, vs. Jacksonville (11/20/14)  
Conference: 1, vs. Virginia Tech (2/21/15)

#### 3FG MADE

Career: 0  
Conference: 0

#### 3FG ATTEMPTED

Career: 0  
Conference: 0

#### FT MADE

Career: 0  
Conference: 0

#### FT ATTEMPTED

Career: 0  
Conference: 0

#### ASSISTS

Career: 1, vs. Jackson State (11/14/14)  
Conference: 0

#### STEALS

Career: 1, vs. Syracuse (3/7/15)  
Conference: 1, vs. Syracuse (3/7/15)

#### BLOCKS

Career: 0  
Conference: 0

#### MINUTES

Career: 3 (2x), last vs. Jacksonville (11/20/14)  
Conference: 1 (2x), last vs. Syracuse (3/7/15)

### CORCHIANI'S CAREER STATS

Year	GP-GS	Min	Avg	FG-FGA	Pct	3FG-FGA	Pct	FT-FTA	Pct	Off-Def	Tot-Avg	PF-FO	A	TO	Blk	Stl	Pts	Avg
2014-15	5-0	10	2.0	1-4	.250	0-2	.000	0-0	.000	0-1	1-0.2	2-0	1	1	0	1	2	0.4
2015-16	2-0	2	1.0	1-1	1.000	0-0	.000	0-0	.000	0-0	0-0	0-0	0	0	0	0	2	1.0
TOTALS	7-0	12	1.7	2-5	.400	0-2	.000	0-0	.000	0-1	1-0.1	2-0	1	1	0	1	4	0.6

#### Corchiani vs. the ACC (regular season only)

Year	GP-GS	Min	Avg	FG-FGA	Pct	3FG-FGA	Pct	FT-FTA	Pct	Off-Def	Tot-Avg	PF-FO	A	TO	Blk	Stl	Pts	Avg
2014-15	2-0	2	1.0	1-1	1.000	0-0	.000	0-0	.000	0-0	0-0	0-0	0	0	0	1	2	1.0
2015-16	0-0	0	0.0	0-0	.000	0-0	.000	0-0	.000	0-0	0-0	0-0	0	0	0	0	0	0.0
TOTALS	2-0	2	1.0	1-1	1.000	0-0	.000	0-0	.000	0-0	0-0	0-0	0	0	0	1	2	1.0



## CORCHIANI'S GAME-BY-GAME STATS

Date	OPP	S	MIN	FG	3FG	FT	Off-Tot	PF	A	TO	BS	ST	PTS
11/15	South Alabama	1	1	0-0	0-0	0-0	0	0	0	0	0	2	0
11/18	IUPUI		1	0-0	0-0	0-0	0-0	0	0	0	0	0	0

Date	OPP	S	MIN	FG	3FG	FT	Off-Tot	PF	A	TO	BS	ST	PTS
11/14	Jackson St.		3	0-0	0-0	0-0	0-0	1	1	0	0	0	0
11/20	Jacksonville		3	0-2	0-1	0-0	0-1	1	0	1	0	0	0
12/12	Charleston South.		2	0-1	0-1	0-0	0-0	0	0	0	0	0	0
2/21	Virginia Tech		1	1-1	0-0	0-0	0-0	0	0	0	0	0	2
3/7	Syracuse		1	0-0	0-0	0-0	0-0	0	0	0	0	1	0





## #2 TORIN DORN

GUARD / 6'6" / 205 LBS. / SOPHOMORE  
CHARLOTTE, NC  
VANCE HS (CHARLOTTE)

**\* Sat out 2015-16 season after transferring from Charlotte.**

**2014-15 - Freshman Season (at Charlotte):** Named Conference USA Freshman of the Year and was named to Conference USA All-Freshman team ... Was a finalist for the Kyle Macy National Freshman of the Year award ... Voted Conference USA Freshman of the Week three times ... Led Charlotte in scoring (12.0 points per game) and was the top scoring freshman in Conference USA ... Tallied 22 double-figure scoring games with 10 of those double-figure scoring games coming off the bench ... Had two 20-point scoring games and one double-double ... Totaled career highs of 26 points and 10 rebounds at Western Kentucky (January 8) ... Recorded his first

career double-figure scoring game with 12 points against Penn State (Nov. 20)...Hit a clutch 3-pointer and several free throws in the final minutes of regulation of the Penn State game ... Scored 17 points off the bench against #17 Miami (Nov. 25) ...Scored a team-high 14 points with six rebounds and two steals against Appalachian State (Dec.18) ... Recorded his 10th double-figure scoring game of the season in his first career start with 12 points and five rebounds at Marshall (January 10) ... Scored 16 points, all in the second half and overtime, and also grabbed five rebounds at UAB (Jan. 22) ... Scored a game-high 16 points and grabbed five rebounds at Middle Tennessee (January 24) ... Recorded his second 20-point scoring game of the season with 22 points against UTSA (February 14).

**High School:** Named conference MVP after averaging 21.6 points, 5.0 rebounds and 5.6 assists as a senior ... Voted all-area and all-conference twice ... Named to 2014 All-Observer Team by the Charlotte Observer ... Played in the NCHSCA East-West All-Star Game in Greensboro in the summer of 2014 ... Was named MVP of the Five-Star Camp in Guilford, N.C., in 2013 ... Also competed in track and field and golf.

**Personal:** Father, Torin Dorn Sr., played seven seasons in the NFL for the Los Angeles Raiders and the St. Louis Rams.

### DORN'S SINGLE-GAME BESTS

#### POINTS

Career: 26, at Western Kentucky (1/8/15)  
Conference: 26, at Western Kentucky (1/8/15)

#### REBOUNDS

Career: 10, at Western Kentucky (1/8/15)  
Conference: 10, at Western Kentucky (1/8/15)

#### FG MADE

Career: 10, at Western Kentucky (1/8/15)  
Conference: 10, at Western Kentucky (1/8/15)

#### FG ATTEMPTED

Career: 16, at Western Kentucky (1/8/15)  
Conference: 16, at Western Kentucky (1/8/15)

#### 3FG MADE

Career: 3 (3x), last vs. Coll. of Charleston (12/16/14)  
Conference: 2 (5x), last at UT-San Antonio (12/16/14)

#### 3FG ATTEMPTED

Career: 7, vs. Davidson (12/3/14)  
Conference: 6, vs. Rice (1/17/15)

#### FT MADE

Career: 6, vs. Florida International (1/31/15)  
Conference: 6, vs. Florida International (1/31/15)

#### FT ATTEMPTED

Career: 9, vs. Florida International (1/31/15)  
Conference: 9, vs. Florida International (1/31/15)

#### ASSISTS

Career: 4, vs. Florida Atlantic (1/29/15)  
Conference: 4, vs. Florida Atlantic (1/29/15)

#### STEALS

Career: 3, vs. Miami (11/25/14)  
Conference: 2, at Rice (2/28/15)

#### BLOCKS

Career: 1 (4x), last vs. Western Kentucky (3/5/15)  
Conference: 1 (3x), last vs. Western Kentucky (3/5/15)

#### MINUTES

Career: 37, vs. Western Kentucky (3/5/15)  
Conference: 44, vs. Western Kentucky (3/5/15)

### DORN'S CAREER STATS

Year	GP-GS	Min	Avg	FG-FGA	Pct	3FG-FGA	Pct	FT-FTA	Pct	Off-Def	Tot-Avg	PF-FO	A	TO	Blk	Stl	Pts	Avg
2014-15 (at Charlotte)	32-16	880	27.5	147-291	.505	27-79	.342	63-96	.656	25-92	117-3.7	37-0	40	59	4	20	384	12.0

## DORN'S GAME-BY-GAME STATS

Date	OPP	S	MIN	FG	3FG	FT	Off-Tot	PF	A	TO	BS	ST	PTS
11/16	@ Elon		22	4-8	0-1	0-0	0-4	2	1	2	0	1	8
11/20	vs. Penn State \$		33	3-7	3-5	3-4	1-4	1	1	3	0	1	12
11/21	vs. So. Carolina \$		18	1-2	0-1	0-1	0-1	0	1	0	0	0	2
11/23	vs. Miami \$		25	2-4	0-1	1-2	0-4	1	2	2	0	1	5
11/25	Miami		26	7-12	1-3	2-5	1-3	0	2	2	0	3	17
11/30	@ UNC Asheville		24	5-12	0-4	3-5	2-3	2	2	1	0	0	13
12/3	Davidson		30	5-11	3-7	3-6	0-5	2	0	2	0	0	16
12/7	vs. Geo. Washington ^		23	4-10	0-2	0-0	0-3	2	1	4	1	2	8
12/16	Coll. of Charleston		33	8-9	3-4	0-0	1-3	0	0	0	0	1	19
12/18	Appalachian State		27	6-13	0-3	2-3	2-6	0	2	2	0	2	14
12/20	@ Georgetown		30	3-6	0-2	3-3	0-4	0	3	1	0	0	9
12/30	@ Georgia Tech		22	6-10	0-2	0-0	0-0	0	0	2	0	1	12
1/4	Old Dominion		33	5-9	2-4	1-3	0-5	2	1	3	0	1	13
1/8	@ Western Ky.		36	10-16	2-3	4-5	1-10	2	2	3	0	0	26
1/10	@ Marshall *		24	5-10	1-2	1-2	1-5	2	2	2	1	0	12
1/15	North Texas		22	2-5	1-3	3-4	0-0	3	0	1	0	0	8
1/17	Rice		36	5-14	2-6	4-4	3-5	3	0	4	0	1	16
1/22	@ UAB *		34	7-11	2-3	0-1	1-5	2	1	2	0	0	16
1/24	@ Middle Tenn. *		32	6-10	1-2	3-4	0-5	2	0	0	0	0	16
1/29	Florida Atlantic *		23	4-10	0-1	2-2	0-5	0	4	0	0	1	10
1/31	Florida Intl. *		31	3-10	1-4	6-9	0-1	1	1	1	0	1	13
2/4	No. Carolina A&T *		24	2-6	0-1	3-3	1-1	0	3	2	0	0	7
2/7	@ Old Dom. *		28	5-9	0-1	0-1	2-4	2	1	2	0	0	10
2/12	@ UTEP *		17	0-2	0-0	0-0	0-1	0	0	1	0	0	0
2/14	@ UTSA *		32	8-13	2-3	4-5	2-2	1	0	2	0	1	22
2/19	Louisiana Tech *		24	2-5	0-0	0-1	0-1	0	1	1	0	0	4
2/21	Southern Miss *		18	4-8	1-2	2-4	1-4	0	0	2	0	0	11
2/26	@ North Texas *		28	4-10	1-2	2-2	3-4	0	2	3	1	0	11
2/28	@ Rice *		31	7-13	1-3	4-9	3-8	2	3	3	0	2	19
3/5	Western Ky. *		37	5-11	0-2	2-3	0-3	2	3	2	1	1	12
3/7	Marshall *		24	2-5	0-1	2-2	0-4	1	1	2	0	0	6
3/11	vs. Middle Tenn.!		33	7-10	0-1	3-3	0-4	2	0	2	0	0	17

\$ - Charleston Classic (Charleston, S.C.); ^ - BB&T Classic (Washington, D.C.)

! - Conference USA Tournament (Birmingham, Ala.)





## #12 CAMERON GOTTFRIED

GUARD / 6'3" / 183 LBS. / JUNIOR  
RALEIGH, NC  
BROUGHTON HS (SIENA)

**Will sit out 2016-17 season to satisfy NCAA transfer requirements.**

**2015-16 - Freshman Season:** Appeared in 22 games for Siena off the bench ... Made six of his seven field goals attempts on the year ... Scored first collegiate points at Duke (Nov. 13) ... Scored career-high five points at Monmouth (Jan. 18) ... Had career-high four rebounds at Niagara (Jan. 26).

**2014-15 - Freshman Season:** Did not appear in any games for Siena.

**High School:** Played four years of varsity ... freshman year at Gulf Shores (Ala.) High School and final three years at Broughton High School ... Averaged over 12 points as a senior for team that reached third round of NCHSAA 4-A State Championships ... Was named Sixth Man of the Year after averaging 7.7 points as a junior

for team that reached 4-A State Finals ... Named Cap-8 All-Conference, NCHSAA All-District, NCHSAA East All-Star, All-Academic, All-Star, Purple Heart Award (2013) and MVP (2014).

**Personal:** Born July 5, 1995 ... Son of Mark Gottfried and Elizabeth Gottfried ... Has three brothers and one sister.

### CAMERON GOTTFRIED'S SINGLE-GAME BESTS

#### **POINTS**

Career: 5, at Monmouth (1/18/16)  
Conference: 5, at Monmouth (1/18/16)

#### **REBOUNDS**

Career: 4, at Niagara (1/26/16)  
Conference: 4, at Niagara (1/26/16)

#### **FG MADE**

Career: 1 (6x), last vs. Canisius (2/11/16)  
Conference: 1 (4x), last vs. Canisius (2/11/16)

#### **FG ATTEMPTED**

Career: 1 (7x), last vs. Canisius (2/11/16)  
Conference: 1 (5x), last vs. Canisius (2/11/16)

#### **3FG MADE**

Career: 1 (2x), last vs. Canisius (2/11/16)  
Conference: 1 (2x), last vs. Canisius (2/11/16)

#### **3FG ATTEMPTED**

Career: 1 (3x), last vs. Canisius (2/11/16)  
Conference: 1 (3x), last vs. Canisius (2/11/16)

#### **FT MADE**

Career: 2, at Monmouth (1/18/16)  
Conference: 2, at Monmouth (1/18/16)

#### **FT ATTEMPTED**

Career: 2, at Monmouth (1/18/16)  
Conference: 2 (2x), last at Monmouth (1/18/16)

#### **ASSISTS**

Career: 1 (3x), last at Niagara (1/26/16)  
Conference: 1 (3x), last at Niagara (1/26/16)

#### **STEALS**

Career: 1, vs. Marist (1/30/16)  
Conference: 1, vs. Marist (1/30/16)

#### **BLOCKS**

Career: -  
Conference: -

#### **MINUTES**

Career: 8, at Niagara (1/26/16)  
Conference: 8, at Niagara (1/26/16)

### CAMERON GOTTFRIED'S CAREER STATS

Year	GP-GS	Min	Avg	FG-FGA	Pct	3FG-FGA	Pct	FT-FTA	Pct	Off-Def	Tot-Avg	PF-FO	A	TO	Blk	Stl	Pts	Avg
2014-15																		
2015-16 (at Siena)	22-0	63	2.9	6-7	.857	2-3	.667	3-4	.750	2-12	14-0.6	8-0	3	7	0	1	17	0.8

## CAMERON GOTTFRIED'S GAME-BY-GAME STATS

Date	OPP	S	MIN	FG	3FG	FT	Off-Tot	PF	A	TO	BS	ST	PTS
11/13	@ Duke		3	1-1	0-0	0-0	0-0	0	0	0	0	0	2
11/15	@ Wisconsin		2	0-0	0-0	0-0	0-0	0	0	0	0	0	0
11/21	@ Bryant \$		0+	0-0	0-0	0-0	0-0	0	0	0	0	0	0
12/4	Manhattan		3	1-1	0-0	1-2	0-0	0	0	0	0	0	3
12/6	@ Saint Peter's		5	0-0	0-0	0-0	0-0	1	0	0	0	0	0
12/29	@ Vermont		1	0-0	0-0	0-0	0-0	0	0	0	0	0	0
1/2	Niagara		1	0-0	0-0	0-0	0-0	0	0	0	0	0	0
1/4	@ Manhattan		5	0-0	0-0	0-0	0-1	1	0	0	0	0	0
1/7	Fairfield		6	0-0	0-0	0-0	0-0	0	0	1	0	0	0
1/15	@ Quinnipiac		1	0-1	0-1	0-0	0-1	0	0	0	0	0	0
1/18	@ Monmouth		5	1-1	1-1	2-2	0-1	1	1	0	0	0	5
1/21	Rider		1	0-0	0-0	0-0	0-0	1	0	0	0	0	0
1/24	@ Canisius		5	1-1	0-0	0-0	0-2	2	1	1	0	0	2
1/26	@ Niagara		8	1-1	0-0	0-0	2-4	0	1	1	0	0	2
1/30	Marist		4	0-0	0-0	0-0	0-1	0	0	2	0	1	0
2/1	Monmouth		3	0-0	0-0	0-0	0-0	1	0	0	0	0	0
2/5	Saint Peter's		1	0-0	0-0	0-0	0-0	0	0	0	0	0	0
2/7	@ Marist		2	0-0	0-0	0-0	0-1	1	0	2	0	0	0
2/11	Canisius		3	1-1	1-1	0-0	0-1	0	0	0	0	0	3
2/19	@ Rider		1	0-0	0-0	0-0	0-0	0	0	0	0	0	0
2/28	Quinnipiac		2	0-0	0-0	0-0	0-0	0	0	0	0	0	0
3/5	Manhattan %		0+	0-0	0-0	0-0	0-1	0	0	0	0	0	0

% - MACC Tournament, Albany, N.Y.; \$ - 2K Classic Subregional (Smithfield, R.I.)





## #42 TUCKER THOMPSON

FORWARD / 6'10" / 248 LBS. / JUNIOR

HUNTERVILLE, N.C.

WILLIAM AMOS HOUGH (WESTERN CAROLINA)

**Joined the basketball team in the summer of 2016**

**2015-16 - Enrolled at NC State as a student, but was not part of the basketball team.**

**2014-15 - Freshman Season:** Appeared in all 32 games for Western Carolina while making 15 starts ... Scored first career points at Alabama (Nov. 17) while going 4-6 from the field ... Scored in double-figures once during the season with 12 points against Saint Catharine (Dec.

30) ... Came up one point shy of a double-double at VMI (Jan. 29) as he scored nine points and grabbed a season-high 11 rebounds ... Led or shared the team lead in rebounding in three games ... Named Southern Conference Freshman of the Week February 3 ... Shot 46.8 percent from the field and 65.8 percent from the free throw line ... Blocked 13 shots during the season including a season-high two against ETSU (Dec. 3) and Wofford (Feb. 14) ... Received the Catamount Attitude Award following the season.

**Before State:** Attended William Amos Hough High School in Cornelius, N.C. ... Averaged 11.9 points and 8.8 rebounds per game as a senior as high school won conference with a 22-6 record ... Helped lead team to a 23-6 record as a junior ... Named All-Conference after senior season

**Personal:** Born: May 10, 1996 ... Son of Victory and Mary Thompson ... has one older sister, Elizabeth.

### TUCKER THOMPSON'S SINGLE-GAME BESTS

#### POINTS

Career: 12, vs. St. Catharine (12/30/14)  
Conference: 9, at VMI (1/29/15)

#### REBOUNDS

Career: 11, at VMI (1/29/15)  
Conference: 11, at VMI (1/29/15)

#### FG MADE

Career: 4 (2x), last vs. St. Catharine (12/30/14)  
Conference: 3 (2x), last vs. Mercer (1/22/15)

#### FG ATTEMPTED

Career: 6 (3x), last vs. Wofford (2/14/15)  
Conference: 6 (2x), last vs. Wofford (2/14/15)

#### 3FG MADE

Career: 0  
Conference: 0

#### 3FG ATTEMPTED

Career: 1, vs. Mercer (1/22/15)  
Conference: 1, vs. Mercer (1/22/15)

#### FT MADE

Career: 5, at VMI (1/29/15)  
Conference: 5, at VMI (1/29/15)

#### FT ATTEMPTED

Career: 7, vs. St. Catharine (12/30/14)  
Conference: 6, at VMI (1/29/15)

#### ASSISTS

Career: 2 (3x), last at VMI (1/29/15)  
Conference: 2, (2x), last at VMI (1/29/15)

#### STEALS

Career: 3, vs. Notre Dame (1/25/15)  
Conference: 3, vs. Notre Dame (1/25/15)

#### BLOCKS

Career: 2 (2x), last vs. Wofford (2/14/15)  
Conference: 2 (2x), last vs. Wofford (2/14/15)

#### MINUTES

Career: 29, vs. Mercer (1/22/15)  
Conference: 29, vs. Mercer (1/22/15)

### TUCKER THOMPSON'S CAREER STATS

Year	GP-GS	Min	Avg	FG-FGA	Pct	3FG-FGA	Pct	FT-FTA	Pct	Off-Def	Tot-Avg	PF-FO	A	TO	Blk	Stl	Pts	Avg
2014-15 (at WCU)	32-15	471	14.7	36-77	.468	0-1	.000	25-38	.658	38-53	91-2.8	47-0	17	20	13	14	97	3.0
2015-16											DID NOT PLAY							

## TUCKER THOMPSON'S GAME-BY-GAME STATS

Date	OPP	S	MIN	FG	3FG	FT	Off-Tot	PF	A	TO	BS	ST	PTS
11/14	@ Miss. State	*	11	0-2	0-0	0-0	1-1	2	2	1	0	0	0
11/17	@ Alabama	*	24	4-6	0-0	0-0	2-2	2	0	1	1	0	8
11/21	Hiwassee	*	16	2-4	0-0	1-2	0-2	4	1	0	1	1	3
11/24	@ Oakland\$	*	14	1-2	0-0	1-4	0-2	4	1	0	1	1	3
11/25	vs. Georgia St.\$	*	7	0-0	0-0	0-0	0-0	0	1	0	0	0	0
11/26	vs. Chicago St.\$	*	6	0-0	0-0	0-0	0-1	0	1	0	1	0	0
12/1	@ Charleston So.	*	7	0-2	0-0	0-0	0-0	1	1	1	0	0	0
12/3	@ ETSU	*	16	2-3	0-0	2-2	1-3	4	0	1	2	0	6
12/5	@ Minnesota	*	11	1-1	0-0	0-1	0-1	1	0	0	0	0	2
12/16	@ Vanderbilt	*	11	0-0	0-0	0-0	0-1	2	0	1	0	2	0
12/18	Wright State	*	4	0-0	0-0	0-0	1-1	1	0	0	0	0	0
12/21	@ UNC Asheville	*	10	0-1	0-0	0-0	1-2	0	0	0	0	0	0
12/30	St. Catharine	*	19	4-4	0-0	4-7	2-6	3	1	1	0	2	12
1/3	The Citadel	*	13	0-2	0-0	0-0	1-2	0	1	1	0	2	0
1/5	Furman	*	16	0-2	0-0	0-0	1-3	1	0	0	1	0	0
1/8	@ UT-Chatt.	*	10	0-2	0-0	0-0	0-0	0	0	1	0	0	0
1/10	UNCG	*	18	3-6	0-0	0-0	3-7	4	2	2	0	0	6
1/15	ETSU	*	4	0-0	0-0	0-0	0-2	0	1	0	0	0	0
1/17	@ Wofford	*	21	1-3	0-0	0-0	2-3	0	1	0	0	0	2
1/22	Mercer	*	29	3-5	0-1	1-2	2-5	2	1	0	1	1	7
1/24	@ Samford	*	13	0-1	0-0	1-2	1-4	4	1	2	0	0	1
1/29	@ VMI	*	26	2-4	0-0	5-6	5-11	1	2	0	1	1	9
1/31	@ UNCG	*	24	2-2	0-0	4-4	3-4	4	0	1	0	2	8
2/5	Samford	*	24	2-4	0-0	0-0	1-4	0	0	2	1	0	4
2/7	UT-Chatt.	*	22	1-2	0-0	2-2	1-2	4	1	0	0	1	4
2/12	@ Mercer	*	22	2-5	0-0	3-5	2-8	0	0	0	0	1	7
2/14	Wofford	*	21	2-6	0-0	1-1	2-5	1	1	1	2	0	5
2/21	VMI	*	6	0-1	0-0	0-0	1-1	0	0	0	0	0	0
2/26	@ Furman	*	10	0-1	0-0	0-0	1-2	0	0	2	0	0	0
2/28	@ The Citadel	*	11	2-2	0-0	0-0	1-1	2	0	1	0	0	4
3/6	ETSU%	*	7	0-2	0-0	0-0	1-1	2	0	0	0	0	0
3/8	Wofford%	*	17	2-2	0-0	0-0	1-3	1	0	0	1	1	4





## #22 SHAUN KIRK

FORWARD / 6'8" / 195 LBS. / SOPHOMORE  
WHITEVILLE, NC  
WHITEVILLE HS

**2015-16 - Freshman Season:** Appeared in 14 games, playing 56 minutes ... Finished 4-for-13 shooting and made one of his six 3-pointers ... Grabbed eight rebounds and had two steals ... Had an alley-oop dunk vs. IUPUI (Nov. 18) ... Made first career 3-pointer in win at South Florida (Dec. 13) ... Played season-best eight minutes at Duke (Feb. 6) and at Notre Dame (March 5).

**Before State:** Four-year letterwinner at Whiteville High School for coach Jerry Singletary ... Voted district and county player of the year ... Elected to play in NCHSAA East-West All-Star Game in Greensboro ... Averaged 18.6 points, 5.0 rebounds and 2.1 steals as a senior, leading team to a 20-6 record ... Shot 73 percent from 2-point range and 34 percent from beyond the arc ... A three-star prospect who elevated after standout performances on

the AAU circuit ... Played AAU ball for Team Loaded and coach Dennis Smith, Sr. ... Averaged 13.5 points and shot 64.5 percent from the floor during the Adidas Uprising Gauntlet Series.

**Personal:** Born Sept. 12, 1997 ... Son of Sherry and Neal Kirk ... Has an older sister and a younger brother ... Active in his church in his hometown.

### SHAUN KIRK'S SINGLE-GAME BESTS

#### POINTS

Career: 3 (2x), last at Wake Forest (1/10/16)  
ACC: 3, last at Wake Forest (1/10/16)

#### REBOUNDS

Career: 3, at Duke (2/6/16)  
ACC: 3, at Duke (2/6/16)

#### FG MADE

Career: 1 (4x), last at Florida State (2/1/16)  
ACC: 1 (2x), last at Florida State (2/1/16)

#### FG ATTEMPTED

Career: 2 (3x), last at Florida State (2/1/16)  
ACC: 2 (2x), last at Florida State (2/1/16)

#### 3FG MADE

Career: 1, at South Florida (12/13/15)  
ACC: -

#### 3FG ATTEMPTED

Career: 2, at South Florida (12/13/15)  
ACC: 1 (2x), last at Florida State (2/1/16)

#### FT MADE

Career: 1, at Wake Forest (1/10/16)  
ACC: 1, at Wake Forest (1/10/16)

#### FT ATTEMPTED

Career: 2, at Wake Forest (1/10/16)  
ACC: 2, at Wake Forest (1/10/16)

#### ASSISTS

Career: 0  
ACC: 0

#### STEALS

Career: 1 (2x), last at Syracuse (2/27/16)  
ACC: 1, at Syracuse (2/27/16)

#### BLOCKS

Career: 1, vs. Duke (3/9/16)  
ACC: 1, vs. Duke (3/9/16)

#### MINUTES

Career: 8 (2x), last at Notre Dame (3/5/16)  
ACC: 8 (2x), last at Notre Dame (3/5/16)

### SHAUN KIRK'S CAREER STATS

Year	GP-GS	Min	Avg	FG-FGA	Pct	3FG-FGA	Pct	FT-FTA	Pct	Off-Def	Tot-Avg	PF-FO	A	TO	Blk	Stl	Pts	Avg
2015-16	14-0	56	4.0	4-13	.308	1-6	.167	1-2	.500	2-6	8-0.6	12-0	0	5	1	2	10	0.7

Kirk vs. the ACC (regular season only)

Year	GP-GS	Min	Avg	FG-FGA	Pct	3FG-FGA	Pct	FT-FTA	Pct	Off-Def	Tot-Avg	PF-FO	A	TO	Blk	Stl	Pts	Avg
2015-16	8-0	40	5.0	2-8	.250	0-2	.000	1-2	.500	2-4	6-0.8	7-0	0	4	0	1	5	0.6



## SHAUN KIRK'S GAME-BY-GAME STATS

Date	OPP	S	MIN	FG	3FG	FT	Off-Tot	PF	A	TO	BS	ST	PTS
11/15	South Alabama	2	0-1	0-1	0-0	0-0	0	0	0	0	0	0	
11/18	IUPUI		2	1-1	0-0	0-0	0-0	2	0	0	0	0	2
11/23	Arizona State	\$	0	0-0	0-0	0-0	0-0	0	0	0	0	0	0
12/1	Michigan		2	0-1	0-1	0-0	0-0	2	0	1	0	1	0
12/13	@ USF		4	1-2	1-2	0-0	0-1	1	0	0	0	0	3
1/10	@ W. Forest		5	1-2	0-0	1-2	0-0	1	0	1	0	0	3
1/13	FSU		2	0-1	0-1	0-0	0-0	1	0	1	0	0	0
2/1	@ FSU		4	1-2	0-1	0-0	0-0	2	0	0	0	0	2
2/6	@ Duke		8	0-1	0-0	0-0	1-3	3	0	1	0	0	0
2/13	W. Forest		4	0-0	0-0	0-0	0-0	0	0	0	0	0	0
2/27	@ Syracuse		2	0-1	0-0	0-0	0-0	0	0	0	0	1	0
3/2	Boston College	7	0-0	0-0	0-0	0-1	0	0	0	0	0	0	0
3/5	Notre Dame		8	0-1	0-0	0-0	1-2	0	0	1	0	0	0
3/9	Duke	%	7	0-0	0-0	0-0	0-1	0	0	0	1	0	0

% - ACC Tournament, Washington, D.C.; \$ - Barclays Center





## #24 MAVERICK ROWAN

GUARD/FORWARD / 6'7" / 215 LBS. / SOPHOMORE  
FORT LAUDERDALE, FLA  
ELEVATE

**2015-16 - Freshman Season:** Named to 2016 Academic All-ACC Team...Started 31 games while ranking second on the team and 12th in the ACC with 33.4 minutes per game ... Made 81 3-pointers, setting a school freshman record ... Ranked fifth in the ACC with 2.45 made 3-pointers per game ... Finished third on the team with 12.9 points per game and his 426 points ranked third all-time at NC State for a freshman ... Scored 16 points vs. Williams & Mary in his college debut (Nov. 13) ... Started his college career with double-figure scoring in seven of his first eight games ... Scored 17 points vs. Winthrop (Nov. 27) ... Made four 3-pointers en route to a season-high 27 points in win over Bucknell (Dec. 5) ... Had 19 points and seven rebounds vs. High Point (Dec. 16) ... Shot 4-for-8 from long range to score 17 points vs. Louisville (Jan. 7) ... Scored 22 points vs. Florida State (Jan. 13) ... Scored 14 points and made four 3-pointers in win at

Pittsburgh (Jan. 19) ... Scored 17 points at Duke (Feb. 6) ... Tallied 20 points in win over Wake Forest (Feb. 13) ... Shot 8-for-15 and scored 20 points in win over Clemson (Feb. 20) ... Made buzzer-beater lay-up to lift Pack to win over Boston College (March 2) ... Scored 24 points and made season-high six 3-pointers in ACC Tournament win over Wake Forest (March 8).

**Before State:** One of the nation's most recruited wings in the 2016 class before reclassifying and becoming eligible in 2015 ... Ranked 30th in the 2015 class by ESPN.com and No. 39 in the 247Sports.com composite ranking ... Totaled 2,382 points during his three high school seasons ... Played two seasons at Lincoln Park High School in Pennsylvania before playing his junior season at Cardinal Gibbons ... Named Pennsylvania 1A Player of the Year as a sophomore in 2014 ... Voted Florida's 5A Player of the

Year as a junior ... Averaged 28.5 points, 7.0 rebounds and 4.0 assists per game for Cardinal Gibbons, leading the team to a 32-1 record and state title ... Averaged 31.6 points per game during the Florida high school state tournament ... Scored 24.3 points per game as a high school junior in Pennsylvania and led his team to a state championship ... Played AAU ball for Each1Teach1 and coach Edward Francis ... High school coach at Cardinal Gibbons was Marty Seidlin.

**Personal:** Born July 14, 1996 ... Son of Tara and Ron Rowan ... Father played basketball at St. John's and was drafted in the third round of the 1986 NBA Draft ... First name is inspired by the Tom Cruise character in the 1986 movie Top Gun ... Has an older sister, Madi, and younger brothers Mason and Mylan.

### MAVERICK ROWAN'S SINGLE-GAME BESTS

#### POINTS

Career: 27, vs. Bucknell (12/5/15)  
ACC: 24, vs. Wake Forest (3/8/16)

#### REBOUNDS

Career: 7 (4x), last vs. Miami (1/30/16)  
ACC: 7, vs. Miami (1/30/16)

#### FG MADE

Career: 9, vs. Bucknell (12/5/15)  
ACC: 8 (2x), last vs. Wake Forest (3/8/16)

#### FG ATTEMPTED

Career: 19, vs. High Point (12/16/15)  
ACC: 16 (3x), last vs. Wake Forest (3/8/16)

#### 3FG MADE

Career: 6, vs. Wake Forest (3/8/16)  
ACC: 6, vs. Wake Forest (3/8/16)

#### 3FG ATTEMPTED

Career: 13, vs. Wake Forest (3/8/16)  
ACC: 13, vs. Wake Forest (3/8/16)

#### FT MADE

Career: 7 (2x), last vs. Wake Forest (3/8/16)  
ACC: 7 (2x), last vs. Wake Forest (3/8/16)

#### FT ATTEMPTED

Career: 9, vs. Florida State (1/13/16)  
ACC: 9, vs. Florida State (1/13/16)

#### ASSISTS

Career: 4, vs. Duke (1/23/16)  
ACC: 4, vs. Duke (1/23/16)

#### STEALS

Career: 2 (3x), last at Duke (2/6/16)  
ACC: 2, at Duke (2/6/16)

#### BLOCKS

Career: 1 (2x), last vs. Duke (3/9/16)  
ACC: 1 (2x), last vs. Duke (3/9/16)

#### MINUTES

Career: 39, vs. LSU (11/24/15)  
ACC: 37 (5x), last vs. Boston College (3/2/16)

### MAVERICK ROWAN'S CAREER STATS

Year	GP-GS	Min	Avg	FG-FGA	Pct	3FG-FGA	Pct	FT-FTA	Pct	Off-Def	Tot-Avg	PF-FO	A	TO	Blk	Stl	Pts	Avg
2015-16	33-31	1102	33.4	140-389	.360	81-241	.336	65-85	.765	29-73	102-3.1	73-0	23	49	2	15	426	12.9

Rowan vs. the ACC (regular season only)

Year	GP-GS	Min	Avg	FG-FGA	Pct	3FG-FGA	Pct	FT-FTA	Pct	Off-Def	Tot-Avg	PF-FO	A	TO	Blk	Stl	Pts	Avg
2015-16	18-17	598	33.2	67-203	.330	43-132	.326	39-47	.830	13-31	44-2.4	35-0	11	28	0	7	216	12.0

## MAVERICK ROWAN'S GAME-BY-GAME STATS

Rowan 2015-16 Game-By-Game Stats														
Date	OPP	S	MIN	FG	3FG	FT	Off-Tot	PF	A	TO	BS	ST	PTS	
11/13	William & Mary		34	6-15	1-8	3-3	1-3	4	0	2	0	1	16	
11/15	South Alabama*		26	5-10	2-6	3-4	0-1	4	0	0	0	1	15	
11/18	IUPUI	*	33	5-12	4-9	1-3	2-7	2	1	2	0	0	15	
11/23	vs. Arizona St\$	*	35	5-11	2-6	2-5	0-5	1	0	1	0	0	14	
11/24	vs. LSU\$	*	39	3-11	2-7	2-2	2-4	1	2	1	0	0	10	
11/27	Winthrop	*	34	7-13	3-6	0-0	2-5	4	1	1	0	0	17	
12/1	Michigan	*	35	1-11	1-6	2-2	1-7	3	1	2	0	2	5	
12/5	Bucknell	*	35	9-14	4-7	5-6	1-3	0	1	2	0	2	27	
12/13	@ USF	*	29	1-10	0-7	1-1	1-2	3	2	0	0	0	3	
12/16	High Point	*	37	6-19	4-10	3-4	3-7	1	0	2	0	1	19	
12/19	@ Missouri	*	32	4-9	2-3	2-4	2-3	3	2	0	0	0	12	
12/22	UNCG	*	28	1-10	0-4	0-0	0-4	3	0	2	0	0	2	
12/29	Northeastern	*	38	6-12	4-8	0-0	0-2	3	2	3	0	1	16	
1/2	@ Va. Tech	*	24	1-8	0-4	4-5	0-1	1	0	1	0	0	6	
1/7	Louisville	*	32	5-13	3-8	3-3	1-2	4	1	0	0	0	17	
1/10	@ W. Forest	*	37	5-16	3-11	0-0	0-3	1	0	0	0	0	13	
1/13	FSU	*	37	6-16	3-9	7-9	3-3	3	0	1	0	0	22	
1/16	@ UNC	*	36	4-15	2-8	0-0	1-1	2	0	1	0	1	10	
1/19	@ Pittsburgh	*	31	5-11	4-6	0-0	1-1	0	0	3	0	0	14	
1/23	Duke	*	35	3-11	1-8	5-5	0-2	2	4	0	0	0	12	
1/27	Ga. Tech	*	33	3-8	3-6	4-5	0-1	2	0	1	0	0	13	
1/30	Miami	*	35	1-6	1-3	6-8	2-7	3	2	3	0	1	9	
2/1	@ FSU	*	33	1-7	1-6	0-0	0-1	0	0	1	0	1	3	
2/6	@ Duke	*	37	6-13	4-8	1-1	0-1	4	0	2	0	2	17	
2/13	W. Forest	*	37	5-11	3-9	7-8	2-4	1	0	2	0	0	20	
2/15	@ Virginia	*	35	1-10	1-6	0-0	0-5	2	0	1	0	0	3	
2/20	Clemson	*	31	8-15	4-9	0-0	1-3	0	0	1	0	0	20	
2/24	UNC	*	31	2-12	2-8	2-3	2-2	4	1	1	0	0	8	
2/27	@ Syracuse	*	25	4-11	2-8	0-0	0-2	3	1	5	0	1	10	
3/2	Boston Coll.	*	37	5-10	3-7	0-0	0-2	1	1	4	0	0	13	
3/5	@ Notre Dame	*	32	2-10	2-8	0-0	0-3	2	1	1	0	1	6	
3/8	vs. W. Forest%	*	34	8-16	6-13	2-4	1-4	4	0	2	1	0	24	
3/9	vs. Duke%	*	35	6-13	3-9	0-0	0-1	2	0	1	1	0	15	

% - ACC Tournament, Washington, D.C.; \$ - Barclays Center





# #5 DARIUS **HICKS**

FORWARD / 6'7" / 231 LBS. / FRESHMAN  
QUITMAN, MISS / 22 FEET ACADEMY

**Before State:** A consensus three-star recruit by 247Sports, ESPN, Rivals and Scout ... Attended 22 Feet Academy in Greenville, S.C. for his senior season after spending first three years of high school career at Quitman (Miss.) High School ... As a senior, he averaged 14 points and 9 rebounds per game ... As a junior averaged 13.8 points and 7.5 rebounds per game to lead Quitman to a 30-3 record and a berth in the MHSAA Class 4 state title game ... Was only underclassman on

the 2014-15 Clarion Ledger Dandy Dozen team ... Led Quitman to the south state semifinals as a sophomore after averaging 12.3 points, 7.5 rebounds and 2.3 steals per game ... Played AAU Basketball for MBA Hoops

**Personal:** Born March 26, 1998 ... Son of Charles and Tracey Hicks ... Has two brothers, Cam and Brandon ... Exploratory Studies major.





# #11 MARKELL JOHNSON

GUARD / 6'1" / 164 LBS. / FRESHMAN  
CLEVELAND, OHIO / EAST TECH

**Before State:** A consensus four-star recruit by 247Sports, ESPN, Rivals and Scout ... Was a top-100 overall recruit by ESPN (48), 247Sports (58) and Scout (66) ... Reclassified to the 2016 class after his junior year at East Tech High School ... Named Cleveland.com Boys Basketball Player of the Year, All-Ohio Player of the Year in Division 1 and Associated Press Northeast Lakes All-District Player of the Year in D2 after averaging 31.6 points, 7.4 rebounds and 3.5 steals as a junior in 2015-16

... As a freshman scored 27 points and hit the game-winning shot in overtime to send East Tech to its first state semifinal since 1972 ... Played AAU basketball for King James Shooting Stars.

**Personal:** Born August 25, 1998 ... Son of Sabrina Johnson ... Has an older sister, Markishia, and an older brother, Mark ... Sport Management major.





## #23 TED **KAPITA**

FORWARD / 6'8" / 219 LBS. / FRESHMAN  
KINSHASA, DR CONGO / HUNTINGTON PREP (W. VA.)

**Before State:** Ranked No. 56 by 247 Sports and No. 71 by ESPN, the 6-10, 245-pound forward is a native of Congo and played high school basketball for Huntington Prep (W.Va.). He most recently played for DME Academy in Melbourne, Fla. While at DME Academy, Kapita averaged 12 points and seven rebounds per game, shot 83 percent from the free throw line and 60 percent from

the field, while also shooting better than 50 percent from distance. His team finished 31-2, was ranked No. 6 in the nation among other prep schools, and played in the final of the national championship tournament.

**Personal:** Son of Thierry and Dede Kapita ... Religious Studies major.





# #31 SPENCER **NEWMAN**

GUARD / 6'3" / 186 LBS. / FRESHMAN  
DAPHNE, ALA / BAYSIDE ACADEMY

**Before State:** Four-year lettermen for Bayside Academy ... led high school in scoring as a freshman, averaging 14.5 points per game ... Upped averaged to 21 points per game as a sophomore and 20 points per game as a junior ... As a senior was a first-team Class 3A All-State and Coastal Alabama All-Region pick after averaging 22 points, four rebounds, three assists and 2.5 steals per

game ... Finished high school career as school's all-time leading scorer with 2,232 points.

**Personal:** Born July 9, 1997 ... Son of Len and Christy Newman ... Has two brothers, Griffin and Nelson ... Business major.





# #4 DENNIS **SMITH, JR.**

GUARD / 6'3" / 195 LBS. / FRESHMAN

FAYETTEVILLE, N.C. / TRINITY CHRISTIAN ACADEMY

**Before State:** Highest-ranked recruit NC State has signed since the Recruiting Services Consensus Index began ranking prospects in 1998 ... No. 4 recruit overall and No. 1 point guard according to ESPN.com ... No. 6 overall recruit in composite ranking by 247 sports and 10th overall by Scout ... Tore his ACL on August 7 of his senior year of high school and elected to graduate high school in December ... Enrolled at NC State in January of 2016 ... Averaged 22.2 points per game as a junior

for Trinity Christian School ... Named North Carolina's Gatorade Player of the Year while leading Trinity Christian to 1A high school state semifinal ... Led Trinity to a state championship as a sophomore ... Played AAU Basketball for Team Loaded.

**Personal:** Born November 25, 1997 ... Son of Dennis Smith, Sr. ... Communication major.







# #14 OMER YURTSEVEN

CENTER / 7'0" / 245 LBS. / FRESHMAN  
ISTANBUL, TURKEY

**Before State:** Consensus five-star prospect by 247Sports, Rivals and Scout ... Ranked as the No. 3 center prospect in the 2016 recruiting class by Scout ... Extensive national team experience with Turkey ... Named to the All-Star Five at the 2016 FIBA U-20 European Championship ... Helped lead Turkey to the bronze medal, averaging a team-best 10.4 points per game and added 5.6 rebounds per game ... Averaged 9.8 points and 9.7 rebounds per game for the Turkish U-18 national team that finished runner-up in the FIBA U-18 European Championship in 2015 ... Averaged 15.1

points on 58.0% shooting, 8.1 rebounds and 1.7 blocks per game for the Turkish U-16 national team to make the All-Tournament team at the 2014 FIBA U-16 European Championship ... Scored 91 points and grabbed 28 rebounds in a Turkish U-18 basketball game in the spring of 2016 ... Hit 39-of-60 field goal attempts in the game, including five three-pointers.

**Personal:** Born June 19, 1998 ... Son of Erdogan and Keziban Yurtseven ... Engineering major.



## THE GOTTFRIED FILE

### COACHING RESUME

#### NC STATE

(2011-Present)  
RECORD: 107-69 (44-44 ACC)  
2012 Sweet Sixteen  
2015 Sweet Sixteen

#### ALABAMA

(1999-2009)  
RECORD: 210-131 (84-83 SEC)  
2002 SEC Regular Season Champions  
2004 SEC West Champions  
2004 Elite Eight

#### MURRAY STATE

(1996-97-98)  
RECORD: 68-24 (40-12 OVC)  
1996-98 OVC Champions  
1997-98 OVC Tournament Titles

#### UCLA (Assistant Coach)

(1988-95)  
1992, 1995 Pac-10 Champions  
1995 National Champion

### POSTSEASON

### APPEARANCES AS A COACH

#### NC STATE

NCAA - 4

#### ALABAMA

NCAA - 5

NIT - 2

#### MURRAY STATE

NCAA - 2

NIT - 1

#### UCLA

NCAA - 7

### POSTSEASON

### APPEARANCES AS A PLAYER

#### ALABAMA

NCAA - 3 Sweet Sixteens

### COACHING HONORS

2002 SEC Coach of the Year  
1996, '97, '98 OVC Coach of the Year

### EDUCATION

B.A. in Communications  
Alabama '87  
UMS-Wright Prep '82

### PLAYING EXPERIENCE

#### ALABAMA

1984-87

#### ORAL ROBERTS

1983

# MARK GOTTFRIED

ALABAMA '87 / 386-224 (20TH SEASON)



Only a handful of coaches in ACC history has achieved what NC State head coach Mark Gottfried has in his five years at NCSU. After 108 wins and four NCAA Tournament trips - including a pair of Sweet 16 runs - Gottfried has elevated the Wolfpack basketball program back to national prominence.

#### LEADER OF THE PACK

After a pair of Sweet 16 runs and four NCAA appearances in his first five seasons, Mark Gottfried enters the 2016-17 season having elevated the Wolfpack basketball program back to national prominence.

Through his first four seasons at NCSU, Gottfried posted a 92-52 record and became just the third coach in the history of the ACC to take his school to the Big Dance in each of his first four seasons. Only legendary coach Everett Case has won more games in his first four seasons at NC State. Additionally, the 92 victories was the most for the Wolfpack over a four-year span since 1972-76.

## GOTTFRIED YEAR-BY-YEAR AS A HEAD COACH

Year	School	Record	Conf.	Finish	Postseason
1995-96	Murray State	19-10	12-4	1st	NIT 1st Rd.
1996-97	Murray State	20-10	12-6	1st	NCAA 1st Rd.
1997-98	Murray State	29-4	16-2	1st	NCAA 1st Rd.
1998-99	Alabama	17-15	7-11	5th-West	NIT 1st Rd.
1999-00	Alabama	13-16	6-10	4th-West	----
2000-01	Alabama	25-11	8-8	3rd-West	NIT Final Four
2001-02	Alabama	27-8	12-4	1st-West	NCAA 2nd Rd.
2002-03	Alabama	17-12	7-9	4th-West	NCAA 1st Rd.
2003-04	Alabama	20-13	8-8	2nd-West	NCAA Elite Eight
2004-05	Alabama	24-8	12-4	1st-West	NCAA 1st Rd.
2005-06	Alabama	18-13	10-6	2nd-West	NCAA 2nd Rd.
2006-07	Alabama	20-12	7-9	3rd-West	NIT 1st Rd.
2007-08	Alabama	17-16	5-11	5th-West	----
2008-09	Alabama	12-7	2-3	-----	----
2011-12	NC State	24-13	9-7	T-4th	NCAA Sweet Sixteen
2012-13	NC State	24-11	11-7	T-4th	NCAA 2nd Rd.
2013-14	NC State	22-14	9-9	T-6th	NCAA 2nd Rd.
2014-15	NC State	22-14	10-8	T-6th	NCAA Sweet Sixteen
2015-16	NC State	16-17	5-13	13th	---
	Murray State	68-24	40-12		
	Alabama	210-131	84-83		
	NC State	108-69	44-44		
	<b>Totals (19 seasons)</b>	<b>386-224</b>	<b>168-139</b>		

## GOTTFRIED BY THE NUMBERS

**46**

*Former players have earned their degrees*

**44**

*Former players have garnered all-academic honors*

**32**

*All-Conference honorees*

**29**

*NBA players coached*

**21**

*NCAA appearances*

**7**

*NBA first round selections*

**5**

*NIT appearances*

**3**

*All-ACC tournament team selections*

**2**

*All-SEC tournament team selections*

**1**

*National Championship\**

\* Won as an assistant coach with UCLA

After a historic four-year run from 2011-15, the Pack won 16 games in 2015-16, highlighted by wins over three ranked teams. The Pack defeated LSU and Pittsburgh away from home and trounced No. 13 Miami at PNC Arena. Gottfried also coached some players to standout performances. Cat Barber was voted first team All-ACC and NABC All-District while freshman Maverick Rowan was named Academic All-ACC.

The 2014-15 season was a historic one for Gottfried and the Pack. The team defeated LSU and No. 1 seed Villanova to earn a Sweet 16 berth. During the regular season, Gottfried coached State to an 87-75 win over No. 2 and then-unbeaten Duke in addition to road wins at Louisville and UNC-Chapel Hill. After the Wolfpack defeated Syracuse in March 2015, Gottfried had become the only coach in the nation that season to defeat four current coaches who are members of the Naismith Basketball Hall of Fame.

Leading up to the 2013-14 season, Gottfried's young Wolfpack squad was picked to finish 10th in the ACC. Expectations were low. Gottfried and his staff stayed positive with the young team as it grew. The end result was 22 wins and a trip to the 2014 NCAA Tournament. NC State defeated Xavier in the first round of the tournament, capping a brilliant late-season run that featured March wins over Pittsburgh and 11th-ranked Syracuse. Under Gottfried's tutelage, T.J. Warren was the 2014 ACC Player of the Year and was third in the nation in scoring.

In 2012-13, Gottfried's second season, the Wolfpack went 24-11 and spent much of the season in the national rankings. The success brought ESPN College Gameday to NC State, where NCSU captured a 91-83 win over North Carolina. That win came two weeks after NC State had taken down top-ranked Duke 84-76. The 2012-13 season marked the first time NC State had defeated UNC and Duke in the same season since 2007.

In his first season in Raleigh, the Pack earned its first NCAA Tournament berth since 2006 and made its first Sweet 16 appearance since 2005. For Gottfried, this was not unfamiliar territory as he has



Gottfried with ESPN's Rece Davis on the set of ESPN College Gameday.

## GOTTFRIED YEAR-BY-YEAR AS AN ASSISTANT

Year	School	Record	Conf.	Finish	Postseason
1988	UCLA	16-14	12-6	2nd	----
1989	UCLA	21-10	13-5	3rd	NCAA 2nd Rd.
1990	UCLA	22-11	11-7	4th	NCAA Sweet 16
1991	UCLA	23-9	11-7	2nd	NCAA 1st Rd.
1992	UCLA	28-5	16-2	1st	NCAA Elite 8
1993	UCLA	22-11	11-7	3rd	NCAA 2nd Rd.
1994	UCLA	21-7	13-5	2nd	NCAA 1st Rd.
1995	UCLA	32-1	17-1	1st	National Champion
Totals	(8 years)	185-68	104-40		

now made 19 trips to the Big Dance as either a player or coach. He became only the second coach in ACC history to lead his team to a pair of NCAA Tournament victories in his initial season and he was one of seven first-year coaches in 68-team tournament field.

Gottfried became the third Wolfpack coach to direct his team to the NCAA Tournament in his first season, joining Press Maravich (1965) and Les Robinson (1991) to accomplish the feat. His 24 wins and .667 winning percentage were the best for first-year head coaches in the ACC and one of the best nationally.

Gottfried's first-year win total was only second to legendary Everett Case (26) for triumphs by a first-year Wolfpack mentor, and the 24 wins were the most for the Pack since 1988. In 2012 ACC play, Gottfried guided NC State to nine conference victories, the most for NC State since 2005-06. At the conclusion of the season, the Pack was ranked 20th in the final ESPN/USA Today Coaches Poll. The last time NC State was ranked in the final poll was following the 2003-04 season. It marked the fourth time that a Gottfried-coached team has finished ranked in the final poll.

Gottfried earned his 300th career win with the Pack's 67-64 win over Virginia in the 2012 ACC Tournament quarterfinal. As of 2015, Gottfried has posted a career record of 370-207 over 18 seasons as a head coach.

## A SUCCESSFUL RUN AT HIS ALMA MATER AND IN TV

Gottfried came to NC State after serving as an ESPN basketball analyst for two seasons. One of America's most respected coaches, he brought a wealth of experience and achievement to the Wolfpack position. He spent 11 seasons as head coach at Alabama (1998-09), compiling a record of 210-131 with five NCAA Tournament and three NIT appearances. He led Alabama to three top 25 final rankings, including one top 10 ranking. He led the Tide to the SEC regular season championship in his fourth season, also the first of five straight trips to the NCAA Tournament.

For his efforts, Gottfried was named the 2002 SEC Coach of the Year. Gottfried's 2002-03 squad became the first in Alabama history to be ranked No. 1 in the AP poll, as the team held the ranking for two weeks. The program achieved another first during the 2003-04 season, as Alabama upset top-ranked and top-seeded Stanford in the second round of the NCAA Tournament and then defeated reigning national champion Syracuse to advance to the school's first Elite Eight appearance.

## WON BIG IN THE '90s AT MURRAY STATE

Gottfried served as head coach at Murray State for three seasons, compiling a 68-24 overall record and 40-12 mark in conference play. In his first season with the Racers, Gottfried's squad advanced to the 1996 NIT, then made the NCAA Tournament in both 1997 and 1998. He coached Murray State to Ohio Valley Conference champi-



## GOTTFRIED YEAR-BY-YEAR AS A PLAYER

Year	School	Record	Conf.	Finish	Postseason
1983-84	Oral Roberts	14-14	10-4	3rd	----
1984-85	Alabama	23-10	12-6	2nd	NCAA Sweet 16
1985-86	Alabama	24-9	13-5	2nd	NCAA Sweet 16
1986-87	Alabama	28-5	16-2	1st	NCAA Sweet 16
Totals (4 years)		89-38	51-17		

onships in each of his three seasons as head coach, becoming the first head coach to win three OVC titles in only three seasons. In his last season, the Racers finished 25th in the final AP poll with a 29-4 record.

Prior to his stint at Murray State, Gottfried spent eight years as an assistant at UCLA (1988-95) and was on the staff when the Bruins won the 1995 national championship. With Gottfried on staff, the Bruins made seven straight NCAA appearances and won a pair of Pac-10 titles. Gottfried coached under Jim Harrick and was an assistant along with former UCLA and St. John's head coach Steve Lavin and current Washington head coach Lorenzo Romar.

He started his collegiate playing career at Oral Roberts, where he was a freshman All-American during his one season (1983) with the Golden Eagles. Gottfried transferred to Alabama, where he started 98 consecutive games and helped the Crimson Tide advance to the Sweet Sixteen in all three seasons he played. He holds the school record for most 3-point field

goals in a single game (8), and is the school's all-time leader in 3-point field goal percentage (.485).

Gottfried earned a B.A. in communications from Alabama in 1987. He won both the school's Hayden Riley Top Scholar Award and the Bryant Award as the school's top scholar-athlete during his senior year. A seventh-round draft pick of the Detroit Pistons in the 1987 NBA Draft, Gottfried toured internationally with Athletes in Action as a player in 1987-88 and later returned in 1989 to coach a summer tour in Poland and Germany.

Gottfried is the son of Joe and Mary Gottfried. Joe is the former Director of Athletics at South Alabama before retiring in 2009 after 25 years. His uncle, Mike Gottfried, was a long-time college football coach and served as an ESPN college football analyst. Gottfried is the father of five children: Brandon, Mary Layson, Cameron, Aaron and Dillon.



## 2015-16

### 16-17 overall, 5-13 ACC (13th)

11/13/15	WILLIAM & MARY	L, 68-85
11/15/15	SOUTH ALABAMA	W, 88-70
11/18/15	IUPUI	W, 79-56
LEGENDS CLASSIC		
11/23/15	vs. Arizona State	L, 76-79
11/24/15	vs. LSU* (NR, 22)	W, 83-72
11/27/15	WINTHROP	W, 87-79
12/1/15	MICHIGAN	L, 59-66
12/5/15	BUCKNELL	W, 99-86
12/13/15	at South Florida	W, 65-46
12/16/15	HIGH POINT	W, 76-73
12/19/15	at Missouri	W, 73-59
12/22/15	UNC-GREENSBORO	W, 58-52
12/29/15	NORTHEASTERN	W, 72-66
1/2/16	at Virginia Tech*	L, 68-73
1/7/16	LOUISVILLE (NR, 16)	L, 72-77
1/10/16	at Wake Forest	L, 74-77
1/13/16	FLORIDA STATE	L, 78-85
1/16/16	at North Carolina (NR, 5)	L, 55-67
1/20/16	at Pittsburgh	W, 76-61
1/23/16	DUKE (NR, 20)	L, 78-88
1/27/16	GEORGIA TECH	L, 83-90
1/30/16	MIAMI (NR, 15)	W, 85-69
2/1/16	at Florida State	L, 73-77
2/6/16	at Duke	L, 80-88
2/13/16	WAKE FOREST	W, 99-88
2/15/16	at Virginia (NR, 7)	L, 53-73
2/20/16	CLEMSON	W, 77-74
2/24/16	NORTH CAROLINA (NR, 7)	L, 68-80
2/27/16	at Syracuse	L, 66-75
3/2/16	BOSTON COLLEGE	W, 73-72
3/5/16	at Notre Dame	L, 75-89
ACC TOURNAMENT (Washington, D.C.)		
3/8/16	vs. Wake Forest	W, 75-72
3/9/16	vs. Duke (NR, 19)	L, 89-92

## 2014-15

### 22-14 overall, 10-8 ACC (t-6th)

11/14/14	JACKSON STATE %	W, 93-58
11/17/14	HOFSTRA %	W, 76-64
11/20/14	JACKSONVILLE %	W, 79-43
11/23/14	SOUTH FLORIDA	W, 68-65
11/26/14	RICHMOND	W, 84-72
11/28/14	BOISE STATE	W, 60-54
ACCBIG TEN CHALLENGE		
12/2/14	at Purdue	L, 66-61
12/6/14	WAKE FOREST	W, 78-65
12/12/14	CHARLESTON SO. ^	W, 86-50
12/14/14	WOFFORD ^	L, 55-54
12/17/14	TENNESSEE	W, 83-72
12/20/14	vs. West Virginia (NR, 22)	L, 83-69
12/23/14	LOUISIANA TECH	W, 73-65
12/30/14	CINCINNATI	L, 76-60
1/3/15	PITTSBURGH	W, 68-50
1/7/15	at Virginia (NR, 3)	L, 61-51
1/11/15	DUKE (NR, 2)	W, 87-75
1/14/15	NORTH CAROLINA (NR, 15)	L, 81-79
1/17/15	at Florida State	W, 72-63
1/22/15	at Miami	L, 65-60
1/25/15	NOTRE DAME *	L, 81-78
1/28/15	CLEMSON	L, 68-57
1/31/15	at Georgia Tech *	W, 81-80
2/3/15	at Wake Forest	L, 88-84
2/11/15	VIRGINIA (NR, 2)	L, 51-47
2/14/15	at Louisville (NR, 9)	W, 74-65
2/21/15	VIRGINIA TECH	W, 69-53
2/24/15	at North Carolina (NR, 15)	W, 58-46
2/28/15	at Boston College	L, 79-63
3/3/15	at Clemson	W, 66-61
3/7/15	SYRACUSE	W, 71-57
ACC TOURNAMENT (Greensboro, N.C.)		
3/11/15	vs. Pittsburgh	W, 81-70
3/12/15	vs. Duke (NR, 4)	L, 77-53
NCAA TOURNAMENT (Pittsburgh, Pa.)		
3/19/15	vs. LSU	W, 66-65
3/21/15	vs. Villanova (NR, 2)	W, 71-68
NCAA EAST REGIONAL (Syracuse, N.Y.)		
3/27/15	vs. Louisville (NR, 17)	L, 75-65

% Global Sports Games

\$ Gotham Classic (Madison Square Garden)

^ Game played in Reynolds Coliseum

## 2013-14

### 22-14 overall, 9-9 ACC (t-7th)

11/8/13	APPALACHIAN STATE	W, 98-77
11/12/13	at Cincinnati	L, 68-57
11/16/13	CAMPBELL	W, 81-66
11/20/13	NC CENTRAL*	L, 82-72
11/26/13	FLORIDA GULF COAST	W, 82-62
11/30/13	EASTERN KENTUCKY	W, 75-56
12/4/13	NORTHWESTERN	W, 69-48
12/7/13	LONG BEACH STATE	W, 76-66
12/14/13	DETROIT*	W, 82-79
12/18/13	at Tennessee	W, 65-58
12/21/13	EAST CAROLINA	W, 90-79
12/28/13	MISSOURI (NR, 25)	L, 68-64
12/30/13	at UNC Greensboro	W, 68-64
1/4/14	PITTSBURGH	L, 74-62
1/7/14	at Notre Dame	W, 77-70
1/11/14	VIRGINIA	L, 76-45
1/15/14	at Wake Forest	L, 70-69
1/18/14	at Duke (NR, 23)	L, 95-60
1/20/14	MARYLAND	W, 65-56
1/26/14	GEORGIA TECH	W, 80-78
1/29/14	FLORIDA STATE	W, 74-70
2/1/14	at North Carolina	L, 84-70
2/8/14	at Miami	W, 56-55
2/11/14	WAKE FOREST	W, 82-67
2/15/14	at Syracuse (NR, 1)	L, 56-55
2/18/14	at Clemson	L, 73-56
2/22/14	at Virginia Tech	W, 71-64
2/26/14	NORTH CAROLINA* (NR, 19)	L, 85-84
3/1/14	MIAMI	L, 85-70
3/3/14	at Pittsburgh	W, 71-64
3/9/14	BOSTON COLLEGE	W, 78-68
ACC TOURNAMENT (Greensboro, N.C.)		
3/13/14	vs. Miami	W, 67-58
3/14/14	vs. Syracuse (NR, 11)	W, 66-63
3/15/14	vs. Duke (NR, 7)	L, 75-67
NCAA TOURNAMENT (Dayton, Ohio)		
3/18/14	vs. Xavier	W, 74-59
NCAA MIDWEST REGIONAL (Orlando, Fla.)		
3/20/14	vs. Saint Louis* (NR, 25)	L, 83-80

^ Game played in Reynolds Coliseum

## 2012-13

### 24-11 overall, 11-7 ACC (t-4th)

11/9/12	MIAMI (OH) (6, NR)	W, 97-59
PUERTO RICO TIP-OFF		
11/15/12	vs. Penn State (N1) (6, NR)	W, 72-55
11/16/12	vs. Princeton (N1) (6, NR)	W, 94-76
11/18/12	vs. Oklahoma St. (N1) (6, NR)	L, 76-56
11/23/12	UNCASHEVILLE (16, NR)	W, 82-80
ACC BIG TEN CHALLENGE		
11/27/12	at Michigan (18, 3)	L, 79-72
12/4/12	vs. Connecticut (25, NR)	W, 69-65
12/8/12	CLEVELAND ST.* (25, NR)	W, 80-63
12/15/12	NORFOLK STATE (25, NR)	W, 84-62
12/18/12	STANFORD (25, NR)	W, 88-79
12/22/12	ST. BONAVENTURE (25, NR)	W, 92-73
12/29/12	WESTERN MICH. (23, NR)	W, 84-68
12/31/12	UNC GREENSBORO (23, NR)	W, 89-68
1/5/13	BOSTON COLLEGE (23, NR)	W, 78-73
1/9/13	GEORGIA TECH (20, NR)	W, 83-70
1/12/13	DUKE (20, 1)	W, 84-76
1/16/13	at Maryland (14, NR)	L, 51-50
1/20/13	CLEMSON (14, NR)	W, 66-62
1/22/13	at Wake Forest (18, NR)	L, 86-84
1/26/13	NORTH CAROLINA (18, NR)	W, 91-83
1/29/13	at Virginia (19, NR)	L, 58-55
2/2/13	MIAMI (19, 14)	L, 79-78
2/7/13	at Duke (NR, 4)	L, 98-85
2/10/13	at Clemson	W, 58-57
2/16/13	VIRGINIA TECH*	W, 90-86
2/19/13	FLORIDA STATE	W, 84-66
2/23/13	at North Carolina	L, 76-65
2/27/13	BOSTON COLLEGE	W, 82-64
3/3/13	at Georgia Tech	W, 70-57
3/6/13	WAKE FOREST	W, 81-66
3/9/13	at Florida State	L, 71-67
ACC TOURNAMENT (Greensboro, N.C.)		
3/14/13	vs. Virginia Tech	W, 80-63
3/15/13	vs. Virginia	W, 75-56
3/16/13	vs. Miami (NR, 9)	L, 81-71
NCAA TOURNAMENT (Dayton, Ohio)		
3/22/13	vs. Temple	L, 76-72
(N1) Bayaron, Puerto Rico		
(N2) New York, N.Y.		

^ Game played in Reynolds Coliseum

## 2011-12

### 24-13 overall, 9-7 ACC (t-4th)

11/11/11	UNCASHEVILLE	W, 84-79
LEGENDS CLASSIC		
11/13/11	MOREHEAD STATE	W, 91-61
11/16/11	PRINCETON	W, 60-58
LEGENDS CLASSIC		
11/19/11	vs. Vanderbilt (N1) (NR, 18)	L, 86-79
11/21/11	vs. Texas (N1)	W, 77-74
11/25/11	ELON*	W, 82-67
11/30/11	INDIANA	L, 86-75
12/4/11	at Stanford	L, 76-72
12/12/11	NC CENTRAL ^	W, 65-60
12/17/11	SYRACUSE (NR, 1)	L, 88-72
12/20/11	vs. St. Bonaventure (N2)	W, 67-65
12/22/11	NORTHEASTERN	W, 88-59
12/29/11	CAMPBELL*	W, 87-81
12/31/11	WESTERN CAROLINA	W, 82-55
1/4/12	DELAWARE STATE	W, 78-44
1/8/12	MARYLAND	W, 79-74
1/11/12	GEORGIA TECH	L, 82-71
1/14/12	at Wake Forest	W, 76-40
1/19/12	BOSTON COLLEGE	W, 76-62
1/22/12	at Miami	W, 78-73
1/26/12	at North Carolina (NR, 7)	L, 74-55
1/28/12	VIRGINIA (NR, 19)	L, 61-60
2/1/12	at Boston College	W, 56-51
2/4/12	WAKE FOREST	W, 87-76
2/9/12	at Georgia Tech	W, 61-52
2/16/12	at Duke (NR, 5)	L, 78-73
2/18/12	FLORIDA STATE (NR, 20)	L, 76-62
2/21/12	NORTH CAROLINA	L, 86-74
2/25/12	at Clemson*	L, 72-69
2/29/12	MIAMI	W, 77-73
3/3/12	at Virginia Tech	W, 70-58
ACC TOURNAMENT (Atlanta, Ga.)		
3/8/12	vs. Boston College	W, 78-57
3/9/12	vs. Virginia	W, 67-64

3/10/12	vs. North Carolina (NR, 4)	L, 69-67
NCAA TOURNAMENT (Columbus, Ohio)		
3/16/12	vs. San Diego State (NR, 22)	W, 79-65
3/18/12	vs. Georgetown (NR, 15)	W, 66-63
NCAA MIDWEST REGIONAL (St. Louis, Mo.)		
3/23/12	vs. Kansas (NR, 5)	L, 60-57
(N1) East Rutherford, N.J.		
Rochester, N.Y.		

^ Game played in Reynolds Coliseum

## 2008-09

### 12-7 overall

11/16/08	MERCER	L, 72-69
11/19/08	FLORIDA A&M	W, 89-48
EA SPORTS MAUI CLASSIC		
11/24/08	vs. Oregon ^	L, 92-69
11/25/08	vs. Chamaine ^	W, 78-56
11/26/08	vs. Saint Joseph's ^	W, 58-48
12/2/08	ALABAMA A&M	W, 64-56
12/7/08	LOUISIANA-LAFAYETTE	W, 61-44
12/13/08	TEXAS A&M*	L, 86-78
12/17/08	TENNESSEE STATE	W, 75-66
12/22/08	CHATTANOOGA	W, 82-63
12/28/08	YALE	W, 66-63
12/30/08	QUINCY	W, 88-58
1/3/09	GEORGIA TECH	W, 88-77
1/6/09	at Clemson (NR, 12)	L, 66-59
1/11/09	LSU	W, 65-59
1/14/09	at Mississippi State	L, 83-74
1/17/09	at Auburn	L, 85-71
1/21/09	MISSISSIPPI	W, 76-73
1/24/09	KENTUCKY	L, 61-51

## 2007-08

### 17-16 overall, 5-11 SEC

11/9/07	TROY	W, 84-72
11/13/07	at Mercer	W, 90-83
11/19/07	BELMONT	L, 85-83
11/23/07	SOUTHERN MISS	W, 79-77
11/28/07	at Texas A&M (NR, 16)	L, 76-63
12/1/07	SE LOUISIANA*	W, 63-61
12/5/07	vs. Georgetown* (NR, 5)	L, 70-60
12/8/07	NICHOLLS STATE	W, 91-53
FINDLAY LAS VEGAS TOYOTA CLASSIC		

12/17/07	WOFFORD*	W, 80-73
12/19/07	TEXAS-PAN AMERICAN*	W, 75-65
12/22/07	vs. Missouri State*	W, 81-73
12/23/07	vs. Iowa State*	W, 83-68
12/29/07	GEORGE WASHINGTON	W, 93-57
1/1/08	CLEMSON (NR, 18)	L, 87-61
1/4/08	CHICAGO STATE	W, 93-79
1/8/08	FLORIDA	L, 90-83
1/13/08	at Arkansas*	L, 71-67
1/16/08	at Georgia	L, 61-54
1/19/08	MISSISSIPPI STATE	L, 66-56
1/26/08	AUBURN	W, 97-77
1/29/08	TENNESSEE (NR, 7)	L, 83-86
2/2/08	LSU	W, 81-72
2/6/08	at Mississippi State	L, 73-66
2/9/08	at Kentucky	L, 62-52
2/13/08	MISSISSIPPI	W, 76-67
2/16/08	at South Carolina	L, 67-65
2/24/08	at Auburn	L, 88-76
2/27/08	ARKANSAS	W, 59-56
3/1/08	at Mississippi	L, 91-88
3/5/08	at LSU	L, 80-74
3/8/08	VANDERBILT (NR, 16)*	W, 78-73

SEC TOURNAMENT (Atlanta, Ga.)

3/13/08 vs. Florida W, 80-69

3/14/08 vs. Mississippi State\* L, 69-67

# Pizza Hut SEC/Big East Inv. (Birmingham, Ala.)

\* Findlay Toyota Las Vegas Classic (Las Vegas)

! SEC Tournament (Atlanta)

\* Overtime

## 2006-07

### 20-12 overall, 7-9 SEC

11/10/06	JACKSONVILLE ST. (11, NR)	W, 96-65
11/17/06	vs. Middle Tenn. (10, NR)^	W, 71-62
11/19/06	vs. Iowa (10, NR)^	W, 72-60
11/20/06	vs. Xavier (10, NR)^	W, 63-56

## 2005-06

### 18-13 overall, 10-6 SEC

11/15/05	MIAMI (OH) (15, NR) <sup>A</sup>	W, 64-58
11/17/05	MEMPHIS (15, 12) <sup>A</sup>	L, 87-76
11/20/05	ALABAMA STATE (15, NR)	W, 105-68
11/29/05	LOUISIANA TECH (21, NR)	W, 73-63
12/3/05	WINTHROP (21, NR)	W, 60-57
12/7/05	NOTRE DAME (22, NR)	L, 78-71
12/10/05	at Temple (22, NR)	L, 68-58
12/17/05	GEORGIA STATE	W, 85-58
12/22/05	NC STATE (NR, 21)	L, 68-64
12/27/05	JACKSON STATE	W, 101-66
12/31/05	at Oklahoma	L, 68-56
1/2/06	BIRMINGHAM SOUTH.	W, 61-57
1/7/06	MISSISSIPPI	L, 71-61
1/11/06	at Auburn	W, 56-52
1/14/06	at Kentucky	W, 68-64
1/18/06	at Arkansas *	W, 78-75
1/21/06	at LSU	L, 68-57
1/28/06	MISSISSIPPI STATE	W, 65-69
2/1/06	at Georgia	L, 88-79
2/4/06	LSU (NR, 24)	W, 67-62
2/8/06	VANDERBILT *	W, 77-74
2/11/06	at Mississippi	W, 64-50
2/14/06	at South Carolina	L, 67-56
2/18/06	TENNESSEE (NR, 8)	W, 92-79
2/21/06	at Arkansas	L, 65-63
2/26/06	FLORIDA (NR, 12)	W, 82-77
3/1/06	AUBURN	W, 71-61
3/4/06	at Mississippi State	L, 71-58
3/10/06	vs. Kentucky!	L, 68-61
3/16/06	vs. Marquette #	W, 90-85
3/18/06	vs. UCLA (NR, 7)#	L, 62-59

<sup>A</sup> Preseason NIT

! SEC Tournament (Nashville, Tenn.)

# NCAA Tournament (San Diego, Calif.)

## 2004-05

### 24-8 overall, 12-4 SEC

11/19/04	WEST CAROLINA (18, NR)	W, 97-66
11/21/04	NORTH TEXAS (18, NR)	W, 85-71
11/24/04	at Alas.-Anchorage (19, NR) <sup>A</sup>	W, 90-55
11/26/04	vs. Minnesota (19, NR) <sup>A</sup>	W, 78-72
11/27/04	vs. Washington (19, 22) <sup>A</sup>	L, 79-76
12/1/04	EAST TENN. ST. (22, NR)	W, 114-77
12/4/04	at Charlotte (22, NR) <sup>***</sup>	W, 102-101
12/7/04	ALABAMA ST. (18, NR)	W, 72-54
12/11/04	TEMPLE (18, NR)	W, 75-71
12/18/04	TENNESSEE ST. (17, NR)	W, 87-79
12/22/04	TAMU-C.C. (19, NR)	W, 76-54
12/29/04	at Wisconsin (18, NR)	L, 76-62
1/1/05	NEW ORLEANS (18, NR)	W, 68-57
1/5/05	at Vanderbilt (19, NR)	L, 70-56
1/8/05	LSU (19, NR)	L, 73-58
1/11/05	at Arkansas (23, NR)	W, 64-61
1/18/05	MISSISSIPPI ST. (22, 17)	W, 98-49
1/22/05	at Mississippi (22, NR)	W, 66-58
1/26/05	at Auburn (14, NR)	W, 60-55
1/29/05	GEORGIA (14, NR)	W, 75-47
2/5/05	at Florida (11, NR)	L, 85-54
2/9/05	at Tennessee (17, NR)	W, 72-54
2/12/05	MISSISSIPPI (17, NR)	W, 71-45
2/16/05	ARKANSAS (16, NR)	W, 72-63
2/19/05	SOUTH CAROLINA (16, NR)	W, 87-68
2/22/05	at LSU (16, NR)	L, 61-59
2/26/05	KENTUCKY (16, 5)	L, 78-71
3/2/05	AUBURN (21, NR)	W, 94-53
3/5/05	at Mississippi State (21, NR)	W, 68-63
3/10/05	vs. Mississippi (20, NR)!	W, 69-52
3/11/05	vs. Florida (20, NR)!	L, 68-62
3/17/05	vs. Milwaukee (21, NR) #	L, 73-83

## 2003-04

### 20-13 overall, 8-8 SEC

11/14/03	vs. Pittsburgh <sup>A</sup>	L, 71-62
11/21/03	LOUISIANA TECH	W, 69-63

11/25/03	SE LOUISIANA	W, 83-76
11/29/03	at Providence	L, 76-71
12/3/03	CHARLOTTE	W, 79-72
12/6/03	AUSTIN PEAY	W, 65-47
12/16/03	CHATTANOOGA	W, 76-72
12/20/03	vs. Oregon %	W, 87-86
12/23/03	MERCER	W, 101-44
12/30/03	WISCONSIN (NR, 19)	W, 71-56
1/3/04	at Xavier	L, 68-47
1/10/04	at LSU	L, 70-66
1/14/04	ARKANSAS	W, 81-65
1/17/04	AUBURN	W, 69-46
1/21/04	at Georgia	W, 45-42
1/24/04	at Mississippi	L, 71-60
1/27/04	FLORIDA (NR, 22)	L, 88-78
1/31/04	LSU	L, 60-54
2/4/04	at South Carolina (NR, 25)*	L, 90-82
2/10/04	at Kentucky (NR, 8)	L, 66-55
2/14/04	TENNESSEE	W, 83-70
2/18/04	VANDERBILT	L, 70-67
2/21/04	at Mississippi State (NR, 4)	W, 77-73
2/24/04	at Auburn	W, 72-71
2/28/04	MISSISSIPPI	W, 84-69
3/3/04	at Arkansas *	W, 72-68
3/6/04	MISSISSIPPI ST. (NR, 5) *	L, 82-81
3/11/04	vs. Tennessee!	W, 84-49
3/13/04	vs. Florida!	L, 75-73
3/18/04	vs. Southern Illinois #	W, 65-64
3/20/04	vs. Stanford (NR, 1) #	W, 70-67
3/25/04	vs. Syracuse (NR, 20) &	W, 80-71
3/27/04	vs. Connecticut (NR, 7) &	L, 87-71

<sup>A</sup> Coaches vs. Cancer Classic (New York City)

% Las Vegas Showdown (Las Vegas, Nev.)

! SEC Tournament (Atlanta)

# NCAA Tournament (Seattle, Wash.)

& NCAA Tournament (Phoenix, Ariz.)

## 2002-03

### 17-12 overall, 7-9 SEC

11/14/02	vs. Oklahoma (8, NR) <sup>A</sup>	W, 68-62
11/22/02	ALABAMA STATE (4, NR)	W, 82-56
11/25/02	MIDDLE TENN. (4, NR)	W, 80-65
11/29/02	vs. Ohio State (4, NR) %	W, 54-48
12/3/02	UNC-GREENSBORO (3, NR)	W, 89-61
12/7/02	ST. BONAVENTURE (3, NR)	W, 77-68
12/14/02	vs. Bowling Green (2, NR) &	W, 72-63
12/21/02	PROVIDENCE (2, NR)	W, 69-61
12/23/02	MOREHEAD ST. (2, NR)	W, 82-64
12/30/02	at Utah (1, NR)	L, 51-49
1/4/03	XAVIER (1, 19)	W, 65-58
1/8/03	ARKANSAS (4, NR)	W, 61-51
1/11/03	at Vanderbilt (4, NR)	L, 70-69
1/15/03	MISSISSIPPI ST. (9, 14) *	W, 68-62
1/18/03	at Auburn (9, NR)	L, 77-68
1/21/03	at Mississippi (15, NR)	L, 76-57
1/25/03	KENTUCKY (15, 8)	L, 62-46
2/1/03	LSU (23, NR)	W, 75-66
2/5/03	at Arkansas (22, NR)	L, 81-70
2/8/03	at Florida (NR, 1)	L, 75-56
2/15/03	AUBURN	W, 84-68
2/22/03	at Tennessee	W, 76-71
2/26/03	at Mississippi State (NR, 20)	L, 59-55
3/2/03	MISSISSIPPI	W, 86-63
3/5/03	SOUTH CAROLINA	W, 82-59
3/8/03	at LSU	L, 66-62
3/13/03	vs. Vanderbilt!	L, 82-69
3/21/03	vs. Indiana #	L, 67-62

<sup>A</sup> Coaches vs. Cancer Classic (New York City)

% Basketball Hall of Fame Classic (Springfield, Mass.)

& Coors Classic (Mobile, Ala.)

! SEC Tournament (New Orleans)

# NCAA Tournament (Boston)

## 2001-02

### 27-8 overall, 12-4 SEC

11/13/01	MISS. VALLEY ST. (24, NR)	W, 107-67
11/14/01	vs. Samford (24, NR) <sup>A</sup>	W, 83-51
11/20/01	vs. Missouri (22, 5) <sup>A</sup>	L, 75-68
11/21/01	vs. Memphis (22, 12) <sup>A</sup>	W, 81-70

11/26/01	UTAH (22, NR)	W, 76-61
11/29/01	MCNEESE STATE (21, NR)	W, 90-61
12/3/01	CHATTANOOGA (21, NR)	W, 74-68
12/8/01	vs. UCLA (16, 20) %	L, 79-57
12/14/01	JACKSONVILLE ST. (22, NR)	W, 99-57
12/18/01	vs. Temple (23, NR) &	W, 70-67
12/21/01	ALABAMA A&M (23, NR)	W, 90-54
12/27/01	vs. Notre Dame (21, NR) \$	W, 79-76
12/31/01	FLORIDA A&M (21, NR)	W, 76-52
1/2/02	BETH-COOKMAN (18, NR)	W, 93-46
1/5/02	LSU (18, NR)	W, 76-74
1/9/02	VANDERBILT (14, NR)	W, 92-79
1/12/02	at Auburn (14, NR)	L, 59-56
1/16/02	at Georgia (16, 20)	W, 77-72
1/19/02	MISSISSIPPI ST. (16, NR)	W, 85-73
1/26/02	at Kentucky (14, 8)	W, 64-61
1/30/02	ARKANSAS (7, NR)	W, 109-94
2/2/02	at LSU (7, NR)	W, 57-48
2/6/02	MISSISSIPPI (5, NR)	W, 79-59
2/9/02	at Mississippi State (5, NR)	L, 76-62
2/13/02	at South Carolina (7, NR)	W, 52-51
2/16/02	TENNESSEE (7, NR)	W, 95-82
2/20/02	at Arkansas (5, NR)	L, 67-59
2/23/02	FLORIDA (5, 8)	W, 65-64
2/27/02	AUBURN (6, NR)	W, 73-68
3/3/02	at Mississippi (6, NR)	L, 84-56
3/7/02	vs. Tennessee (8, NR)!	W, 91-72
3/9/02	vs. South Carolina (8, NR)!	W, 67-55
3/10/02	vs. Mississippi State (8, NR)!	L, 61-58
3/14/02	vs. Florida Atlantic (8, NR) #	W, 86-78
3/16/02	vs. Kent State (8, NR) #	L, 71-58

<sup>A</sup> Guardians Classic (Kansas City, Mo.)

% John Wooden Classic (Anaheim, Calif.)

& Jimmy V. Classic (East Rutherford, N.J.)

\$ Sugar Bowl Classic (New Orleans)

! SEC Tournament (Nashville, Tenn.)

# NCAA Tournament (Greenville, S.C.)

## 2000-01

### 25-11 overall, 8-8 SEC

11/20/00	TROY	W, 92-64
11/25/00	ARKANSAS-PINE BLUFF	W, 110-53
11/30/00	LOUISVILLE	W, 100-71
12/4/00	GRAMBLING	W, 107-61
12/7/00	WOFFORD (23, NR)	W, 68-64
12/9/00	vs. Akron <sup>A</sup>	W, 73-59
12/19/00	vs. North Texas (18, NR) &	W, 94-55
12/20/00	vs. Northern Iowa (17, NR) &	W, 64-56
12/21/00	vs. Washington (17, NR) &	W, 69-60
12/22/00	vs. Cincinnati (17, 22) & *	L, 77-74
12/30/00	ALABAMA STATE (20, NR)	W, 82-56
1/2/01	SE LOUISIANA (18, NR)	W, 92-63
1/6/01	at LSU (18, NR)	W, 82-73
1/9/01	at Tennessee (16, 4)	L, 86-69
1/12/01	MISSISSIPPI STATE (16, NR)	W, 72-59
1/17/01	MISSISSIPPI (15, 21)	W, 82-63
1/20/01	at Arkansas (15, NR)	L, 87-58
1/23/01	KENTUCKY (18, NR)	W, 70-60
1/27/01	AUBURN (18, NR)	W, 81-80
1/31/01	at Vanderbilt (17, NR)	L, 68-62
2/3/01	LSU (17, NR)	W, 76-66
2/7/01	at Mississippi State (18, NR)	L, 84-70
2/10/01	GEORGIA (18, NR)	W, 76-68
2/14/01	SOUTH CAROLINA (21, NR)	W, 60-55
2/17/01	OHIO STATE (21, NR)	W, 85-67
2/21/01	at Auburn (14, NR) *	L, 72-69
2/24/01	at Florida (14, 7)	L, 89-68
2/28/01	ARKANSAS (20, NR)	L, 66-63
3/3/01	at Mississippi (20, 14)	L, 105-71
3/8/01	vs. Vanderbilt (20, NR)!	W, 78-59
3/9/01	vs. Florida (20, 5)!	L, 69-61
3/13/01	SETON HALL (20, NR) #	W, 85-79
3/20/01	TOLEDO (20, NR) #	W, 79-69
3/23/01	at Purdue (20, NR) **	W, 85-77
3/27/01	vs. Detroit (20, NR) \$	W, 74-63
3/29/01	vs. Tulsa (20, NR) \$	L, 79-60

<sup>A</sup> Arby's Holiday Hardwood Classic (Birmingham, Ala.)

& Puerto Rico Holiday Classic (San Juan, Puerto Rico)

! SEC Tournament (Nashville, Tenn.)

# NIT (Tuscaloosa, Ala.)

% NIT (West Lafayette, Ind.)

\$ NIT (New York City)

## 1999-2000

### 13-16 overall, 6-10 SEC

11/13/99	vs. Northern Iowa	L, 74-73
11/14/99	at St. Louis	L, 78-70
11/19/99	WEBER STATE	W, 81-61
11/22/99	TENNESSEE TECH	W, 91-72
11/26/99	CENTENARY	W, 94-72
11/27/14	La SALLE	W, 85-70
12/2/14	SAMFORD	L, 79-67
12/11/14	at Louisville	L, 87-72
12/18/99	CHATTANOOGA <sup>A</sup>	W, 75-51
12/21/99	ALABAMA A&M	W, 97-74
12/28/14	vs. Delaware %	L, 76-66
12/30/14	vs. UNC Wilmington %	W, 62-45
1/5/00	at LSU	L, 78-66
1/8/00	MISSISSIPPI STATE*	W, 77-74
1/15/00	at Georgia	L, 75-59
1/19/00	ARKANSAS	W, 73-64
1/22/00	FLORIDA (NR/9)	L, 77-73
1/29/14	MISSISSIPPI	W, 96-67
2/2/00	at Auburn (NR/10)	L, 77-63
2/5/00	LSU (NR/22)	L, 93-60
2/9/00	at Arkansas	L, 81-66
2/12/00	VANDERBILT	W, 77-63
2/16/00	at Kentucky (NR/19)	L, 66-54
2/19/00	at South Carolina	L, 82-61
2/22/00	AUBURN (NR/11)	W, 68-64
2/26/14	TENNESSEE (NR/7)	W, 80-75
3/1/00	at Mississippi	L, 63-59
3/4/00	at Mississippi State	L, 92-70
3/9/00	vs. South Carolina!	L, 69-59

<sup>A</sup> Huntsville, Ala.

% Bank One Fiesta Bowl Classic (Tucson, Ariz.)

! SEC Tournament (Atlanta)

## 1998-1999

### 17-15 overall, 6-10 SEC

11/15/98	at Ohio State	L, 78-70
11/19/98	TENNESSEE TECH	W, 79-53
11/22/98	BOSTON UNIVERSITY	W, 75-52
11/25/98	McNEESE STATE	W, 71-60



# GOTTFRIED CAREER RESULTS /// COACHING STAFF

## 1997-98

### 29-4 overall, 16-2 (OVC Champion)

11/19/97	at Dayton	W, 76-69
11/24/97	BELMONT	W, 75-59
11/28/97	vs. W. Illinois %	W, 106-67
11/29/97	vs. Idaho State %	W, 111-64
12/4/97	EASTERN KENTUCKY	W, 64-57
12/6/97	MOREHEAD STATE	W, 91-69
12/13/97	WASHINGTON (Mo.)	W, 98-66
12/18/97	CAMPBELLVILLE	W, 112-70
12/21/97	at Western Kentucky	W, 86-75
12/24/97	vs. Michigan #	L, 76-53
12/25/97	vs. Arkansas #	W, 94-83
12/26/97	vs. Iowa State #	W, 84-76
1/3/98	MIDDLE TENN. ST. *	L, 76-71
1/5/98	at Tennessee Tech	W, 95-72
1/8/98	IU-SOUTHEAST	W, 115-63
1/10/98	at UT-Martin	W, 67-56
1/13/98	at Eastern Kentucky	W, 73-63
1/15/98	EASTERN ILLINOIS	W, 88-77
1/17/98	SE MISSOURI	W, 101-66
1/22/98	at Austin Peay	L, 80-72
1/24/98	at Tennessee State	W, 96-84
1/29/98	MIDDLE TENN. STATE	W, 78-75
1/31/98	TENNESSEE TECH	W, 109-70
2/3/98	at Morehead State	W, 95-81
2/7/98	UT MARTIN	W, 94-66
2/12/98	at Eastern Illinois	W, 74-64
2/14/98	at SEMO	W, 82-71
2/19/98	AUSTIN PEAY	W, 86-78
2/21/98	TENNESSEE STATE	W, 81-76
2/24/98	TENNESSEE TECH !	W, 84-63
2/28/98	vs. Austin Peay !	W, 81-56
3/1/98	vs. Tennessee State !	W, 92-69
3/13/98	vs. Rhode Island #	L, 97-74

! OVC Tournament

# NCAA First Round (Oklahoma City)

## 1996-97

### 20-10 overall, 12-6 (OVC Champion)

11/23/96	BELMONT	W, 84-45
11/26/96	IUPUI	W, 85-75
12/2/96	at Middle Tennessee St.	L, 85-72
12/5/96	ALCORN STATE	W, 107-86
12/7/96	CAMPBELLSVILLE	W, 110-80
12/14/96	at Arkansas State	L, 70-69
12/18/96	at Saint Louis	L, 61-54
12/21/96	vs. Auburn \$	L, 86-72
12/28/96	at Alcorn State	W, 64-62
1/6/97	at UT Martin	W, 80-68
1/9/97	at Eastern Illinois	L, 76-64
1/11/97	AUSTIN PEAY	W, 85-78
1/13/97	TENNESSEE STATE	W, 87-75
1/18/97	at Eastern Kentucky	W, 60-59
1/20/97	at Morehead State	L, 86-78
1/23/97	SEMO	W, 77-75
1/25/97	MIDDLE TENN. STATE	W, 78-72
1/27/97	TENNESSEE TECH	W, 85-78
2/1/97	UT MARTIN	W, 88-69
2/6/97	at SEMO	W, 86-75
2/8/97	at Tennessee State	L, 84-68
2/10/97	at Austin Peay	L, 79-67
2/13/97	at Tennessee Tech	L, 89-62
2/15/97	MOREHEAD STATE	W, 82-65
2/17/97	EASTERN KENTUCKY	W, 83-57
2/20/97	EASTERN ILLINOIS	W, 106-72
2/25/97	TENNESSEE STATE !	W, 76-63
2/28/97	vs. Middle Tenn. State !	W, 74-48
3/1/97	vs. Austin Peay !	W, 88-85
3/14/97	vs. Duke #	L, 71-68

\$ Birmingham, Ala.

! OVC Tournament

# NCAA Tournament (Charlotte, N.C.)

## 1995-96

### 19-10 overall, 12-4 (OVC Champion)

11/25/95	BERRY COLLEGE	W, 108-62
11/28/95	WESTERN MICHIGAN	W, 98-88
12/1/95	vs. Drexel \$	W, 76-75
12/2/95	at Purdue	L, 88-76
12/5/95	ARKANSAS STATE	W, 94-82
12/9/95	at Western Michigan	L, 83-71
12/16/95	WASHINGTON (MO.)	W, 108-87
12/20/95	at Louisville	L, 81-72
12/30/95	ASHLAND	W, 81-58
1/8/96	at Tennessee Tech	L, 64-63
1/9/96	at Tennessee State	W, 71-67
1/13/96	EASTERN KENTUCKY	W, 73-64
1/15/96	MOREHEAD STATE	W, 98-70
1/20/96	at UT Martin	W, 80-68
1/22/96	at Saint Louis	L, 74-68
1/27/96	at Austin Peay	W, 71-64
1/29/96	at Middle Tenn. State	W, 73-72
2/1/96	SEMO	W, 81-77
2/5/96	TENNESSEE STATE	L, 78-72
2/10/96	at Morehead State	W, 81-66
2/12/96	at Eastern Kentucky	W, 85-62
2/17/96	UT MARTIN	W, 87-81
2/19/96	TENNESSEE TECH	L, 77-76
2/22/96	at SEMO	W, 79-61
2/24/96	MIDDLE TENN. STATE	W, 80-67
2/26/96	AUSTIN PEAY	L, 80-65
3/1/96	vs. Tennessee Tech !	W, 85-71
3/2/96	vs. Austin Peay !	L, 70-68
3/13/96	at Missouri #	L, 89-85

\$ West Lafayette, Ind.

! OVC Tournament

# NIT (Columbia, Mo.)

\* - Overtime \*\* - 2 OT \*\*\* - 3 OT

Numbers in parenthesis indicate AP ranking (Gottfried listed first)



Mark Gottfried led Murray State to a pair of NCAA Tournament appearances. He was voted the OVC's coach of the year in all three of his seasons at MSU.





## ORLANDO **EARLY**

6TH YEAR AT NC STATE / GARDNER-WEBB '90

The 2016-17 season marks assistant coach Orlando Early's sixth on the NC State men's basketball staff and his 10th season working with Wolfpack head coach Mark Gottfried. Over that span, the duo has produced nine winning seasons and eight NCAA Tournament berths.

With Early on staff at NC State, the Wolfpack has made four NCAA tourney appearances. He has helped the Wolfpack to a pair of Sweet 16 runs, in 2012 and 2015. The Wolfpack made the NCAA Second Round in 2013 and 2014. In five seasons with Early on the bench with Gottfried, NC State has won 108 games.

Early spent four seasons (2001-05) as an assistant under Gottfried at Alabama. The Crimson Tide topped the 20-win mark three times, posted an overall 88-41 record, advanced to four consecutive NCAA Tournament appearances, held the No. 1 national ranking, won an SEC regular-season championship and made a trip to the NCAA Elite Eight with Early on the bench. His work as an assistant coach was recognized on a national level in 2004, as Athlon Sports named him the third best assistant coach in the nation.

Early joined the Wolfpack after serving one season as an assistant coach at South Carolina. Prior to that, he spent five seasons as the head coach at Louisiana-Monroe.

Early led Louisiana-Monroe to a 60-92 record during his tenure, including a 43-24 mark in home contests. He led a squad that was heavily affected by Hurricane Katrina to a 10-18 mark during his first season (2005-06), and followed that with an 18-14 record in 2006-07 - the program's first winning season in five years. His sophomore squad collected a 14-0 mark in home contests and a share of the Sun Belt Conference West Division title in the program's

first season in the league. He also guided the Warhawks to their first postseason victory since 2001-02 in the conference tournament, advancing to the quarterfinals, where they eventually fell to tournament champion North Texas.

For his efforts, Early was named Coach of the Year by four different outlets, including the Sun Belt Conference, Louisiana Association of Basketball Coaches, the Louisiana Sports Writers Association and National Association of Basketball Coaches (District 8 Coach of the Year). He also concluded the 2006-07 season as a finalist for the Hugh Durham Mid-Major Coach of the Year award.

Early began his coaching career at his alma mater, Gardner-Webb, serving as an assistant from 1993-95. He followed with a three-year stint at Western Carolina. He was an assistant coach in 1996, when the Catamounts captured the Southern Conference championship and advanced to the NCAA Tournament. He served as associate head coach during his last two years at Western Carolina.

Early followed his term at WCU by continuing to climb the coaching ladder, spending three seasons (1998-01) as an assistant at Charlotte where he worked with fellow Wolfpack assistants Bobby Lutz and Rob Moxley when Lutz was the 49ers' head coach. He helped Charlotte to a pair of Conference USA titles, two NCAA Tournament appearances and an NIT appearance.

Early and his wife, Jualeah, have three children: Nakita, Storm and Erica.



### **COACHING EXPERIENCE**

#### **Head Coach**

Louisiana-Monroe (2005-10)  
(60-92)

#### **Assistant Coach**

NC State (2011-Present)  
South Carolina (2010-11)  
Alabama (2001-05)  
Charlotte (1998-2001)  
Western Carolina (1995-98)  
Gardner-Webb (1993-95)

## THE EARLY FILE

### **COACHING HONORS**

2007 Sun Belt Coach of the Year

2007 Louisiana Association of  
Basketball Coaches Coach of the  
Year

2007 Louisiana Sportswriters  
Association Coach of the Year

2007 NABC District 8 Coach of  
the Year

2007 Hugh Durham  
Mid-Major  
Coach of the Year Finalist

### **POSTSEASON APPEARANCES**

#### **NC State**

2015 NCAA Tournament (Sweet 16)

2014 NCAA Tournament (2nd Rd.)

2013 NCAA Tournament (2nd Rd.)

2012 NCAA Tournament (Sweet 16)

#### **Alabama**

2005 NCAA Tournament (1st Rd.)

2004 NCAA Tournament (Elite Elite)

2003 NCAA Tournament (1st Rd.)

2002 NCAA Tournament (2nd Rd.)

#### **Charlotte**

2001 NCAA Tournament (2nd Rd.)

2000 NIT (1st Rd.)

1999 NCAA Tournament (2nd Rd.)

#### **Western Carolina**

1996 NCAA Tournament (2nd Rd.)



## BUTCH PIERRE

1ST YEAR AT NC STATE / MISSISSIPPI STATE '84

Noted for his recruiting ability, Butch Pierre joined the NC State coaching staff in March, 2016. This will be the first season Pierre and Wolfpack head coach Mark Gottfried have worked together.

Pierre, 53, joins the Wolfpack after spending the last eight seasons on the staff at Oklahoma State, where he served as associate head coach. Arriving in Stillwater in 2008, the Cowboys made five NCAA Tournament appearances with Pierre on staff.

He helped sign 5-star recruits such as Marcus Smart, the No. 6 overall pick of the 2014 NBA Draft by the Boston Celtics, and Le'Bryan Nash, while the Cowboys had two Big 12 Players of the Year during his tenure.

Prior to his time at Oklahoma State, Pierre spent 11 seasons at LSU, joining the Tigers as assistant coach in 1997 under John Brady, before being promoted to associate head coach following the 2001-02 season.

Pierre recruited the foundation of LSU's 2006 SEC Champion and Final Four squad, with a starting lineup comprised completely of players from Louisiana. During his time in Baton Rouge he helped recruit four players who went on to win SEC Player of the Year honors, four McDonald's All-Americans, nine Parade All-Americans and seven Junior College All-Americans.

He served as interim head coach at LSU for the final 10 games of the 2007-08 season, his final year in Baton Rouge.

NC State will be Pierre's second stop in the state of North Carolina, as he spent the 1996-97 season on the Charlotte staff.

He spent the prior seven seasons (1989-96) on the staff of Louisiana-Lafayette, including the final six years as associate head coach.

Pierre got his coaching start as a graduate assistant at Mississippi State in 1984 before spending two years in his first full-time position (1986-88) at Kentucky State.

A native of Darrow, La., where he was a prep All-American at St. Amant High School, which retired his jersey in 1980. Pierre earned both his undergraduate (1984) and Master's degrees (1986) in Education from Mississippi State where he was a four-year starter at point guard for the Bulldogs.

Pierre and his wife, Clemmie (Bachelor of Arts, University of Kentucky), have three children: a daughter Langley, and twin sons, Joseph III and Josh.



### COACHING EXPERIENCE

**Interim Head Coach**  
LSU (2008)  
(5-5)

**Assistant Coach**  
NC State (2016-Present)  
Oklahoma State (2008-16)  
LSU (1997-2008)  
Charlotte (1996-97)  
Southwestern Louisiana (1988-96)  
Kentucky State (1986-88)  
Mississippi State (1984-86)

### THE PIERRE FILE

#### POSTSEASON APPEARANCES

**Oklahoma State**  
2015 NCAA Tournament (2nd Rd.)  
  
2014 NCAA Tournament (2nd Rd.)  
  
2013 NCAA Tournament (2nd Rd.)  
  
2011 NIT (2nd Round)  
  
2010 NCAA Tournament (1st Rd.)  
  
2009 NCAA Tournament (2nd Rd.)  
  
**LSU**  
2006 NCAA Tournament (Final 4)

2005 - NCAA Tournament (1st Rd.)  
  
2004 NIT (1st Rd.)  
  
2003 NCAA Tournament (1st Rd.)  
  
2002 NIT (2nd Rd.)  
  
2000 NCAA Tournament  
(Sweet 16)  
  
**Charlotte**  
1997 NCAA Tournament (2nd Rd.)  
  
**Southwestern Louisiana**  
1994 NCAA Tournament (1st Rd.)  
  
1992 NCAA Tournament (2nd Rd.)



## HEATH SCHROYER

1ST YEAR AT NC STATE / ARMSTRONG ATLANTIC STATE '95

An established head coach and high-level recruiter, Heath Schroyer joined Mark Gottfried's NC State staff as assistant head coach in April 2016.

Schroyer guided UT-Martin to a 41-28 mark (.594) and a pair of appearances in the CIT in his two years with the program. After inheriting an 8-win team at UT-Martin, he guided the Skyhawks to 21 wins in his first season leading the program and was named the Tennessee Sports Writers Associated Men's Basketball Coach of the Year in 2014-15.

Additionally, he was a finalist for mid-major Coach of the Year, as the turnaround by the Skyhawks was the largest in the nation under a first-year coach in 2014-15.

His 2015-16 squad won the Ohio Valley Conference West Division, narrowly missing on an NCAA Tournament berth with a loss in the conference title game.

Prior to his time with at UT-Martin, Schroyer spent three years as an assistant at UNLV, where the Runnin' Rebels won 71 games over his tenure, including seven over ranked opponents. In addition, he helped UNLV to the No. 7 recruiting class in the nation in 2012, a class that produced Anthony Bennett, the No. 1 overall pick of the 2013 NBA Draft.

As the recruiting coordinator for the Runnin' Rebels, Schroyer helped land two top 10 national recruiting classes, and the signing of four McDonald's All-Americans. He was twice named among the top 15 assistants in the nation in his three years at UNLV.

He arrived in Las Vegas after three-plus years as the head coach of Wyoming, where he led the Cowboys

to a postseason appearance in 2008-09. From 2005-07, Schroyer served as associate head coach at Fresno State.

His first head coaching position came at Portland State in 2002, where at 30 years old, he was the second youngest head coach in the nation. Inheriting a program that had only competed at the Division I level for six seasons, Schroyer guided Portland State to a 14-game improvement over three years, leading the school to its first league title in any male sport in 2004-05.

He began his coaching career as an assistant at Fresno City College in 1996-97, before stops at BYU (1997-2001) and a year (2001-02) as an assistant at Wyoming, the school he would later return to as head coach.

Schroyer prepped at the prestigious DeMatha High School program in Hyattsville, Md., where he played for the legendary coach Morgan Wootten, whose 1,274 wins as a head coach are the second-most in the history of basketball at any level.

Earning his bachelor's degree in liberal studies from Armstrong Atlantic State in 1995, Schroyer earned his Master's degree in institutional leadership from National University in Fresno, Calif., in 1996.

A native of Walkersville, Md., Schroyer married the former Kim Ortega of Logandale, Nev., in May of 2014. He has one daughter, Sierra, and a son, Hayden, from a previous marriage.



### THE SCHROYER FILE

#### POSTSEASON APPEARANCES

**Tennessee-Martin**  
2016 CIT (2nd Rd.)

2015 CIT (Semifinals)

**UNLV**  
2013 NCAA Tournament (2nd Rd.)

2012 NCAA Tournament (2nd Rd.)

**Wyoming**  
2009 CBI (1st Rd.)

**Fresno State**  
2007 NIT (1st Rd.)

**Wyoming**  
2002 NCAA Tournament (2nd Rd.)

**BYU**  
2001 NCAA Tournament (2nd Rd.)

2000 NIT (Quarterfinals)

#### COACHING EXPERIENCE

**Head Coach**  
UT-Martin (2014-16)  
(41-28)

Wyoming (2007-11)  
(50-69)

Portland State (2002-05)  
(35-47)

**Assistant Coach**  
NC State (2016-present)  
UNLV (2011-14)  
Fresno State (2005-07)  
Wyoming (2001-02)  
BYU (1997-2001)  
Fresno CC (1996-97)



## ROB MOXLEY

6TH YEAR AT NC STATE / PFEIFFER '94

Rob Moxley enters his sixth season as a member of the NC State basketball staff and his first as the Director of Player Personnel.

With Moxley on staff at NC State, the Wolfpack have made four straight NCAA tourney appearances. He has also helped the Wolfpack to a pair of Sweet 16 runs, in 2012 and 2015. The Wolfpack made the NCAA Second Round in 2013 and 2014. In five seasons with Moxley on the bench with Gottfried, NC State has won 108 games.

Moxley, born in Baltimore, Md., came to NC State after serving as an assistant coach at Middle Tennessee for the 2010-11 season. Prior to his one-year stint at MTSU, he served as Lutz's associate head coach at Charlotte for five seasons and was with the program 12 years overall. He served as an assistant coach for seven years (1999-2005) before accepting an assistant coaching position at Maryland in 2005-06. He returned to Charlotte after one season to take over as associate head coach.

Moxley proved his ability to recruit by helping the Wolfpack land a top 10 recruiting class in 2012, which included 2014 NBA Draft pick T.J. Warren. Moxley's 2012 and 2013 recruiting classes included four McDonald's All-Americans.

Recently, Recruitdirt.com named him the top assistant coach in the ACC. In 2008, HoopScooponline.com ranked Moxley among the nation's top 100 assis-

tant coaches. In 2007, Rivals.com ranked him as one of the top 25 recruiters in the country and Basketball Times placed him 10th in its top 16 "Friends of Junior Colleges".

During his time at Charlotte, Moxley helped land four top 20 recruiting classes for the 49ers and was instrumental in signing 2001 ESPN.com National Freshman of the Year Rodney White and 2003 All-Conference USA choice Demon Brown. He helped attract Maryland's 18th-ranked 2006 recruiting class (Rivals.com) and recruited 2010 ACC Player of the Year and 2010 NBA first round draft pick Greivis Vasquez.

Moxley began as an assistant under Lutz at Pfeiffer University in 1993. They worked together for two years before moving together to Gardner-Webb in 1995. When Lutz was offered an assistant position with the 49ers for 1995-96, Moxley remained at Gardner-Webb. He returned to Pfeiffer for two years, 1996-98, as an assistant to head coach Dave Davis.

He was a junior college Division III All-America guard in 1991 at Montgomery (Md.) C.C. He played two seasons at Newberry (S.C.) College under coach Tom Quinn and served as captain both seasons. He was inducted into the Pfeiffer Athletics Hall of Fame in 2013.

A 1994 graduate of Pfeiffer, Moxley and his wife Jennifer have four children: Joey, Emily, Allison and Jack.



## THE MOXLEY FILE

### COACHING EXPERIENCE

Assistant Coach  
NC State  
2011-Present

Middle Tennessee State  
2010-11

Charlotte  
2006-10

Maryland  
2005-06

Charlotte  
1999-2005

Pfeiffer  
1996-98

Gardner-Webb  
1995-96

Pfeiffer  
1993-95

### COACHING HONORS

2008 HoopScooponline.com  
Top 100 Assistant Coaches

2007 Rivals.com Top 25 Recruiter

### POSTSEASON APPEARANCES

#### NC State

2015 NCAA Tournament (Sweet 16)

2014 NCAA Tournament (2nd Rd.)

2013 NCAA Tournament (2nd Rd.)

2012 NCAA Tournament (Sweet 16)

#### Maryland

2006 NIT (1st Rd.)

### Charlotte

2008 NIT (1st Rd.)

2005 NCAA Tournament (1st Rd.)

2004 NCAA Tournament (1st Rd.)

2002 NCAA Tournament (1st Rd.)

2001 NCAA Tournament (2nd Rd.)

2000 NIT (1st Rd.)

1999 NCAA Tournament (2nd Rd.)

### Pfeiffer

1995 NAIA Tournament Final

1994 NAIA Tournament (Sweet 16)



## JEFF DUNLAP

6TH YEAR AT NC STATE / UCLA '86

A 25-year veteran of the college basketball coaching ranks, Jeff Dunlap moves into his sixth year as the Wolfpack's director of basketball operations. Dunlap is no stranger to NC State head coach Mark Gottfried, with the two having an association that spans more than 20 years, including a two-year stint in which Dunlap served on Gottfried's staff at Alabama.

A proven and successful coach, administrator and recruiter, Dunlap has worked in the SEC, MAC, Horizon League and Big West Conference in his Division I tenure and also coached in the Division II and junior college ranks.

While on Gottfried's staff at NC State, the Wolfpack has advanced to the NCAA Tournament in four seasons, including Sweet 16 runs in 2012 and 2015. Prior to coming to NC State, Dunlap served as an assistant coach at Western Michigan during the 2010-11 campaign, helping lead the Broncos to a 21-13 record and a postseason berth. It was his second stint at WMU, as he also served as an assistant coach from 2004-07.

Dunlap spent the 2010 season working for Big Shots, an organization that organizes exposure camps for high school basketball players across the country. He was the tournament director at camps held in Georgia and Alabama.

Prior to his most recent stint at Western Michigan, Dunlap spent two seasons (2008-09) as an assistant coach and director of basketball operations at Alabama. In his first season with the Crimson Tide, he was promoted to assistant coach at midseason.

Dunlap spent four seasons as an assistant at the University of Georgia (2000-03), helping the program claim the SEC East title in 2002 on the way to finishing 22-10 and No.

23 in the country in the final AP poll. Georgia advanced to back-to-back NCAA Tournaments in 2001 and 2002 with Dunlap on staff.

Other stops on Dunlap's extensive resume include Loyola-Chicago (2004, 1999), Fullerton College (1998), Cal State-Fullerton (1995-97), Quincy University (1992-94) and College of the Canyons (1989-91).

Dunlap currently directs the Mark Gottfried camps. He also founded and served as director of the California-based Complete Player Basketball Camp, which he operated with former UCLA teammate Jack Haley, who played 11 seasons in the NBA. Throughout his career, Dunlap has gained additional experience by participating in several basketball camps including the Superstar Invitational, John Wooden and Pat Riley camps.

Dunlap earned a bachelor's degree in political science from UCLA in 1986 and a master's in education from Azusa Pacific University in 1998. As a student-athlete at UCLA, he was the recipient of the Outstanding Senior Award in 1986. Dunlap started his collegiate career at Los Angeles Pierce Community College and then was a three-year letterman for the Bruins from 1984-86 and a member of the 1985 NIT Championship team, playing under former Pack director of player development Larry Farmer and Walt Hazzard. Dunlap was recruited by and played for Farmer at UCLA for the 1983-84 season. He also worked on the same staff as Farmer at Loyola and Western Michigan.

Dunlap is married to the former DeeDee Hinson, who played basketball at Azusa Pacific. The couple has two children: Brady Douglas and Brooklin Grace.



### THE DUNLAP FILE

#### COACHING EXPERIENCE

Director of Basketball Operations  
NC State  
2011-Present

Assistant Coach  
Western Michigan  
2010-11

Alabama  
2008-09

Western Michigan  
2005-07

Loyola Chicago  
2004, 1999

Georgia  
2000-03

Fullerton College  
1998

Cal-State Fullerton  
1995-97

Quincy University  
1993-94

College of the Canyons  
1989-91

#### POSTSEASON APPEARANCES

##### NC State

2015 NCAA Tournament (Sweet 16)

2014 NCAA Tournament (2nd Rd.)

2013 NCAA Tournament (2nd Rd.)

2012 NCAA Tournament (Sweet 16)

##### Georgia

2002 NCAA Tournament (1st Rd.)

2001 NCAA Tournament (Elite Eight)



## BOB ALEJO

6TH YEAR AT NC STATE / CHICO STATE '82

Assistant Athletics Director for Strength and Conditioning Bob Alejo oversees all of the strength and conditioning efforts of the department and coordinates the day-to-day efforts of the men's basketball team.

Prior to joining the Wolfpack staff in April 2011, Alejo served as the Director of Strength and Conditioning for the Oakland A's, a position he also held from 1993-2001. In that role, he was responsible for all aspects of the organization's year-round physical preparation at both the major league and minor league levels.

Prior to rejoining the A's, Alejo was the Director of Strength and Conditioning at UC-Santa Barbara from 2005-2008. During his time at UCSB, Alejo began working with two-time beach volleyball Olympians Todd Rogers and Phil Dalhausser, accompanying them to the 2008 Olympic Games in Beijing and the 2012 Olympics in London. Rogers and Dalhausser captured gold in Beijing and advanced to the medal round in London.

From 1984-1993, Alejo served as strength and conditioning coach at UCLA, where he worked with 23

men's and women's teams, including the national champion men's basketball team while current Wolfpack head coach Mark Gottfried was an assistant coach. During his tenure in Westwood, the Bruins racked up 25 national championships and produced more than 100 All-Americans.

Prior to joining the Bruins' staff, Alejo served as strength and conditioning coach for football at his alma mater, Chico State. He earned his B.A. in physical education from Chico State in 1982 and is a member of the Wildcats' Athletic Hall of Fame after a successful baseball career.

An accomplished lecturer and author, Alejo is a Certified Strength and Conditioning Specialist (through the National Strength and Conditioning Association's Certification Commission) and holds the advanced NSCA Registered Strength and Conditioning Coach distinction. He has also been elected to three halls of fame: Chico State Athletics, Chico State Baseball (inaugural inductee) and the Chico Professional Baseball "Legends of the Diamond."





## RYAN HOLLEMAN

ATHLETIC TRAINER  
6TH SEASON AT NC STATE  
WESTERN CAROLINA '07

Ryan Holleman begins his sixth season as the athletic trainer for the NC State men's basketball program. A certified athletic trainer, Holleman has also worked with the Wolfpack baseball and tennis teams.

Prior to his arrival in Raleigh, Holleman served as the baseball athletic trainer at High Point University. His baseball experience also includes two years as an intern for the Durham Bulls, the AAA affiliate of the Tampa Bay Rays.

A native of Havelock, N.C., Holleman earned a Bachelor of Science degree in Athletic Training from Western Carolina University in 2007. While at WCU, he worked with the football and baseball programs. Prior to graduation, Holleman completed an internship at the University of Virginia, where he worked with the 2007 NCAA national runner-up women's lacrosse program.

Upon graduation from Western Carolina, Holleman continued his education at the University of Nebraska, where he received his M.Ed., in education administration. While with the Huskers, Holleman served as the primary athletic trainer with baseball and assisted with the football program.

Holleman is a member of the National Athletic Trainers' Association. He has received his board of certification and is licensed to practice as a certified athletic trainer in the state of North Carolina. He is also an instructor in First Aid/CPR/AED for the American Red Cross. In July of 2011, he became a certified clinician in Sound Assisted Soft Tissue Mobilization (SASTM).

Holleman and his wife, Tammy, welcomed their first child, Karli, on Aug. 15, 2013.






## SUPPORT **STAFF** /// COACHING STAFF



**PATRICK McDONALD**  
Director of Multimedia  
Services



**STEVEN MARCUS**  
Graduate Assistant



**DAWN WINTERS**  
Exec. Assistant to the Head  
Coach



**MAGGIE BURGE**  
Director of Basketball  
Administration



**JOHN HASTY**  
Head Student Manager



**RACHEL AGUNBIADE**  
Academic Coordinator



**KIRK BROWN**  
Equipment Manager



**AMANDA POPPLETON**  
Director of Sports Nutrition



**Head Coach Mark Gottfried and 2016-17 Basketball Managers**

Left-Right: Michael Logan, Nick Worthy, Ryan Heath, Mark Gottfried, John Hasty, Casey Cohen, Stephen Anthis.





## DR. RANDY WOODSON

Dr. Randy Woodson was appointed the 14th chancellor of North Carolina State University on April 1, 2010. He brought to NC State more than 25 years of experience as an internationally renowned plant scientist and academic leader.

Under his leadership, NC State has built upon its reputation as a preeminent research institution. It is a time marked by many transformative changes – The opening of the James B. Hunt Jr. Library on Centennial Campus, the launch of the College of Sciences and the completion of the Lonnie Poole Golf Course. Woodson also guided the university in securing leadership roles in ground breaking research projects like the Next Generation Power Electronics National Manufacturing Innovation Institute, the Laboratory for Analytical Sciences, the Future Renewable Electric Energy Delivery and Management Systems Center and the Nanosystems Engineering Research Center.

Even in the face of unprecedented financial challenges, these advances were made possible thanks to Woodson's Strategic Plan and the accompanying Strategic Resource Management initiative, which aligned the university for greater effectiveness, efficiency and most importantly, greater student success.

At NC State, Woodson has solidified the spirit of the Land Grant university and its hallmarks of commitment and service, and spearheaded efforts to increase college access. As the

landscape of funding for public universities continues to change, NC State consistently ranks in the Top 5 best values among public universities in the U.S., according to publications like the Wall Street Journal and the Princeton Review.

During his tenure, Woodson has overseen two of the largest private gifts in university history. Additionally, the university's endowment nearly doubled and currently stands at \$900 million.

Woodson arrived at NC State from Purdue University, where he served as executive vice president for academic affairs and provost. He also served as the Glenn W. Sample Dean of Agriculture, associate dean of agriculture and director of the Office of Agricultural Research Programs at Purdue.

Woodson grew up in Fordyce, Arkansas and attended the University of Arkansas, receiving a B.S. in Horticulture. He received his M.S. and Ph.D. in Plant Physiology from Cornell University. He joined the Louisiana State University faculty in 1983, moving to Purdue University as an Assistant Professor of Horticulture in 1985. Prior to his administrative appointments, Woodson also served as head of the Department of Horticulture and Landscape Architecture at Purdue and was a visiting scholar at the École Nationale Supérieure Agronomique de Toulouse in France.

Over his decades-long career in higher education, Dr. Woodson has contributed a substantial body of knowledge to the field of plant science, which has been published in over 100 journal articles and book chapters. His research has covered topics such as plant genetics, molecular biology, biotechnology and sustainable bioproducts development, spanning the gap between the detailed science of plant physiology and the practical application of this knowledge in the field of horticulture. His research has been featured in stories published in BusinessWeek, The Futurist and Discover.

Woodson has received a number of professional honors during his career, including the Purdue University Agriculture Research Award, the American Society for Horticultural Science Outstanding Researcher Career Award and the Sagamore of the Wabash Award, the highest award presented by the governor of Indiana for service. He is a fellow of the American Society for Horticultural Science.

He and his wife Susan, an accomplished artist, have three adult children: Samantha, a librarian at Central Carolina Community College; Patrick, an agricultural engineer at the Research Triangle Institute; and Chloe, a care provider and educator in the TEACCH Autism Program at UNC-CH. The Woodsons have one granddaughter.





## DEBORAH A. YOW

When Deborah A. Yow was hired to be NC State's director of athletics on June 25, 2010, her goal was to make the department she inherited one of the best in the nation.

In six years, she has taken many steps to accomplish that goal by recalibrating competitive and academic expectations. Working closely with her senior staff, she has ensured that financial resources for teams have improved dramatically and that coaches are encouraged to recruit the best prospects available – in both character and competitive achievement.

The Wolfpack's program of 23 varsity sports has made remarkable improvement in its national standing in the NACDA Director's Cup, a measure of competitive accomplishments for all NCAA varsity sports. From 2010-12, the school made the biggest single jump of any ACC school in the 20-year history of the rankings, improving from No. 89 to No. 37.

Over the past five years, NC State programs have registered five of the 10 highest Directors' Cup finishes in program history, including the highest ever in 2015 (No. 27) and tied for the second-highest in 2016 (No. 32), showing a remarkable consistency.

After inheriting a program that had just one team finish ranked in the Top 25 in their respective sport the year prior to her arrival, a combined 19 teams have finished ranked in the last two years, including nine in 2015-16. Five NC State teams finished in the Top 11 in their respective sports, while three teams were crowned conference champions in 2015-16.

In the classroom, NC State student-athletes continue to progress in a similar trajectory. Over the last three years NC State athletes have produced the three highest Graduation Success Rates in program history, as well as the three highest Federal Graduation Rates. In 2015-16, 256 NC State student-athletes earned ACC Academic Honor Roll recognition with GPAs better than 3.0 for the full academic year.

The Wolfpack clearly has embraced Yow's comprehensive and energized vision for the future of the department, which has rallied under its trademark motto: "Wolfpack Unlimited: Refuse To Accept the Status Quo."

Yow's expectations are clear and concise:

- Every sport with a full complement of scholarships should be among the nation's top 25, working towards the top 10 and competing for conference and national championships.
- Every student-athlete should be provided the opportunity and resources to be as successful in the classroom as on the field of competition.
- Every alumnus and supporter should be treated as a valued customer, with dedicated service from athletics department personnel.

In her first six years on the job, Yow has made significant changes to the structure, branding and outcomes of the athletics department.

She has hired 10 new head coaches. The department has established Wolfpack Sports Properties in a new working agreement for multi-media rights with Learfield Communications; a department-wide apparel agreement with Adidas; and a new Five-Year Strategic Plan. She also led in the creation of the comprehensive NC State Athletic Hall of Fame, which inducted 10 members in its inaugural class in 2012 and added another 10 members each in 2013 and '14.

The \$14 million Close-King Indoor Practice Facility opened in 2015 while completion of the renovation of historic Reynolds Coliseum, the home of multiple Wolfpack sports, will be completed for the 2016-17 athletic year. In a joint venture with the university, the \$35 million renovation began in March of 2015 and has reconfigured the coliseum and created the NC State Athletics Walk of Fame & History to honor the Wolfpack's athletic legacy in all sports and to have a permanent home for its Hall of Fame.

Yow knows the importance of her position, leading the gateway department of the largest university in North Carolina. The ACC's first female athletics director also knows NC State's reputation as a pioneering program that first established basketball as a dominant sport in the South, was the first to integrate varsity athletics in the Atlantic Coast Conference and was the first public school in the state to dedicate full resources to women's athletics.

Hardly unfamiliar to Wolfpack fans, the native of Gibsonville, N.C., has been deeply connected to NC State since her youth, when her parents Hilton and Lib Yow introduced their three daughters and one son to college athletics.

Later, she watched her older sister, Kay, become the first full-time women's coach in the state of North Carolina, when she was hired by then-athletics director Willis Casey to coach NC State's first three women's sports: basketball, volleyball and softball.

Debbie Yow served as a high school coach at Burlington's Williams High School and Gibsonville's Eastern Guilford High before becoming the women's

basketball coach at the University of Kentucky. She also served as the head coach at Oral Roberts University and the University of Florida, before switching career paths to become an administrator, at both Florida and UNC Greensboro. In 1990, she was named the athletics director at Saint Louis, where she hired Charlie Spoonhour as men's basketball coach. In his first season, Spoonhour was named ESPN National Coach of the Year.

She moved to the University of Maryland in 1994 and in 2000 selected Ralph Friedgen as football coach. Friedgen was named consensus National Coach of the Year in 2001 after leading the Terps to the ACC championship and an appearance in the Orange Bowl. In 2002, she brought in Brenda Frese, the 2002 Big Ten and AP National Coach of the Year, to guide the Terrapin women's basketball program. In 2006, Frese led Maryland to the NCAA championship.

Under her leadership, Maryland's 27 varsity programs won a remarkable 20 national championships and consistently graduated student-athletes, including an all-time high federal graduation rate of 80 percent. In 2009, the NCAA News named Maryland as one of the Top 10 athletics programs in the nation.

At NC State, Yow oversees a department that includes approximately 185 full-time staff and 550 student-athletes.

Yow has served as president of the National Association of Collegiate Directors of Athletics and the national Division I-A Athletic Directors Association. She is a member of the National Football Foundation board of directors, and has served on the NCAA Division I Men's Basketball Academic Enhancement Committee, as well as having represented the ACC on the NCAA Management Council.

Both Street and Smith's Sports Business Journal and the Chronicle of Higher Education have cited Yow as being one of the 20 most influential people in college athletics. She was selected to serve on the President's U.S. Department of Education Commission on Opportunities in Athletics to review the status of Federal Title IX regulations. She earlier served as the chair of the Atlantic Coast Conference Committee on Television, which is charged with overseeing the league's TV contracts and other related broadcast issues.

Like her older sister, Yow has been inducted into the North Carolina Sports Hall of Fame.

Yow has written numerous articles and books on athletics management and human behavior. She holds a bachelor's degree from Elon University and a master's degree from Liberty University. She also has been awarded honorary doctorates for professional achievement from Elon, Liberty and the United States Sports Academy. She is married to Dr. William W. Bowden.



## WOLFPACK **HISTORY**





The first basketball team in North Carolina State University history (then known as North Carolina A&M) played its first game in 1911. The Farmers lost to Wake Forest.



Raleigh's Municipal Auditorium was the first home of the Wolfpack basketball team.



Construction began on Reynolds Coliseum in 1943, but was delayed many times during World War II.



Legendary Wolfpack coach Everett Case brought the Indiana tradition of cutting down the nets after a tournament championship to NC State in 1946.

Few programs in the country can match the success that has been enjoyed by NC State. NCSU had humble basketball beginnings in 1911, but quickly developed a championship tradition. The Wolfpack has won a pair of national championships as well as 10 ACC titles and seven Southern Conference titles. What makes NC State basketball truly special, however, are the people who helped bring those championships to Raleigh.

What follows is just a small sampling of 103 years of NC State basketball history:

## **1910**

Guy Bryan led a special committee that proposed the formation of North Carolina A&M's first basketball team.

## **FEB. 16, 1911**

The first basketball game in NC State (North Carolina A&M at the time) history is played at Wake Forest. Wake, vastly more experienced, prevails 33-6.

## **FEB. 21, 1911**

Wake Forest comes to town for the first intercollegiate basketball game ever played in Raleigh. The 19-18 A&M win at Pullen Hall was the first victory in school history.

## **1912**

Athletics council votes to recognize basketball as a sport.

## **1918**

North Carolina A&M becomes North Carolina State College.

## **MARCH 15, 1919**

North Carolina A&M defeats the University of North Carolina, 39-29, to capture the undisputed state championship for the second straight season.

## **1923-24 SEASON**

NC State, previously known as the Techs, becomes the Red Terrors, thanks to the play of Rochelle "Red" Johnson and the unveiling of a bright new red set of road uniforms.

## **1923-24 SEASON**

State opens the doors of its first basketball facility, Frank Thompson Gym. Named in honor of the former Wolfpack athlete who died in action during World War I, the arena served as the basketball team's home for 24 years.

## **1924-25 SEASON**

Gus Tebell takes over program and leads Wolfpack to its first of many accomplishments. Though not recognized, he is the first "legendary leader." Career totals include a 79-36 record, first team in school history to win 20 games, and his 1929 squad brought home NC State's only conference title in the first 35 years of the program.

## **MARCH 5, 1929**

NC State wins its first Southern Conference Tournament Championship in Atlanta.

## **1931-32 SEASON**

Maurice Rose becomes the first NC State basketball player to earn national recognition when the senior guard is tabbed as an honorable mention All-American.

## **FEB. 26, 1932**

The Southern Conference Tournament moves to Raleigh's Memorial Auditorium. Except for a three-year run from 1948-50, Raleigh was the site of the Southern Conference Tournament (through 1953) and later the Atlantic Coast Conference Tournament (beginning in 1954) for the next 35 years.

## **FALL 1943**

Construction begins on a new basketball arena and ROTC armory for NC State. The building, to become Reynolds Coliseum when finally completed, stalls during World War II and a girdered skeleton remains on campus before construction resumes more than four years later.

## **JULY 1, 1946**

Everett Case officially becomes an NC State employee, changing the face of NC State basketball, as well as basketball in the entire Southeast.

## **FEB. 1, 1947**

Case's Red Terrors defeat North Carolina 48-46 in an overtime game at Chapel Hill, the first in a streak of 15 wins over the White Phantoms/Tar Heels.

## **FEB. 25, 1947**

The game between NC State and North Carolina has to be postponed when city fire officials close down Thompson gym the afternoon before the game. Desperate fans sneak in through bathroom windows, break down doors and hide in the basement before the fire chief cancels the game.

## **MARCH 6-8, 1947**

Case leads NC State to its first Southern Conference championship since 1929. Following the championship game, Case and his team perform what was an Indiana high school tradition by cutting down the nets. Cutting down the nets soon becomes a nationwide trend.

## **DEC. 2, 1947**

NC State plays its first basketball game as the Wolfpack, changing its name from Red Terrors.

## **FEB. 5, 1948**

Construction on Reynolds Coliseum resumes when the final shipment of steel arrives in Raleigh. The building needs additional girders because of design changes made at the behest of Everett Case, who insists that the building's blueprints be expanded from a 9,000-seat building to more than 11,000.

## **DEC. 2, 1948**

NC State plays the first game at Reynolds Coliseum (a 67-47 win over Washington & Lee), at the time the largest college basketball facility in the Southeast.

## **DEC. 28-30, 1949**

The first Dixie Classic is held at Reynolds Coliseum, three days of basketball, three games a day.

## **MARCH 1950**

The Wolfpack loses 78-73 to City College of New York in the semifinals of the NCAA Tournament. The Final Four appearance is the first for NC State.

## **JAN. 24, 1953**

North Carolina comes to Reynolds Coliseum in the first matchup between the two schools since Frank McGuire became UNC's coach the previous summer. McGuire and the Tar Heels prevail in an upset, 70-69. The loss ends Case's 15-game winning streak over North Carolina. McGuire begins to add fuel to the budding rivalry between himself and Case by having his players cut down the Reynolds Coliseum nets following the game.

## **DEC. 8, 1953**

NC State plays Wake Forest at Gore Gymnasium on the Wake campus in the first Atlantic Coast Conference game for both schools. The Deacons upset the No. 8 Wolfpack, 81-69.

## MARCH 6, 1954

NC State defeats Wake Forest in overtime, 82-80, to win the first-ever ACC Tournament and earn the ACC's bid to the NCAA Tournament.

## MARCH 5, 1955

NC State captures its second straight ACC Tournament title, defeating Duke 87-77 in the finals. The Pack finishes the year 28-4, but is ineligible for the NCAA Tournament because of NCAA sanctions.

## 1955-56 SEASON

Vic Bubas replaces longtime Everett Case assistant Butter Anderson on the Wolfpack coaching staff.

## JAN. 18, 1956

NC State plays on television for the first time, losing at North Carolina, 73-69.

## MARCH 1-3, 1956

NC State wins its third ACC Tournament in a row, setting a record for consecutive ACC championships that was not broken until 2002.

## DEC. 29-31, 1958

The strongest Dixie Classic field ever assembles at Reynolds Coliseum for a sensational shootout. Included in the field are eight All-American players: Oscar Robertson (Cincinnati), Johnny Green (Michigan State), Don Goldstein (Louisville), Lou Pucillo (NC State), John Richter (NC State), and Lee Shaffer, York Larese and Doug Moe (North Carolina).

## MARCH 7, 1959

Tenth-ranked NC State rips No. 5 North Carolina, 80-56, in the ACC Tournament championship game. The 1959 Wolfpack, one of Case's best teams, is ineligible for postseason play and finishes the season ranked No. 6 nationally with a 22-4 record.

## SUMMER 1962

Everett Case, 62 years old and contemplating retirement, hand picks his successor by hiring Clemson head coach Press Maravich to be the Wolfpack's top assistant.

## DEC. 7, 1964

Everett Case, his health failing, resigns as Wolfpack head coach two games into the 1964-65 season. Press Maravich becomes head coach.

## DEC. 11, 1965

The longest game in NC State history went minutes, hours, even months longer than any other game. Due to a power outage during the Dec. 11 contest at Wake Forest, it wasn't until Feb. 23 that the Pack finished the game and routed the Deacons 101-75, completing the longest game in ACC history.

## MARCH 4-6, 1965

NC State defeats No. 8 Duke, 91-85, in the ACC Tournament final. Everett Case watches the game from a seat along press row, and following the final horn, the NC State players hoist their former coach on their shoulders and have him cut the championship nets for the 11th and final time.

## APRIL 29, 1966

Press Maravich resigns as head coach at NC State to become head coach at Louisiana State University, where his son Pete Maravich goes on to set numerous NCAA scoring records.

## APRIL 30, 1966

Everett Case passes away at Raleigh's Rex Hospital.

## MAY 7, 1966

A former NC State football and basketball standout in the late 1940s, 39-year-old Florida coach Norman Sloan is tabbed as the Pack's new head coach.

## MARCH 8, 1968

NC State plays No. 10 Duke in the ACC Tournament semifinals in one of the most bizarre games in college basketball history. The smaller Wolfpack tries to pull the Blue Devils away from the basket, looking to exploit its quickness. Norm Sloan orders the Wolfpack to hold the ball at midcourt and the slowdown unfolds. Duke led at the half 4-2, then in the second half, the Wolfpack then holds the ball for more than 13 minutes without any movement from the Blue Devils defense. The slowdown tactic works as NC State prevails 12-10.

## DEC. 2, 1968

Al Heartley makes his debut as the first African-American basketball player at NC State. Heartley went on to enjoy a solid three-year career and was named team captain as a senior.

## MARCH 7, 1970

NC State wins its sixth Atlantic Coast Conference championship with a 42-39 double-overtime upset of third-ranked South Carolina in the championship game.

## APRIL 1970

Newland, N.C., native Tom Burleson signs a grant-in-aid with NC State, laying the first brick in the foundation of what is to become the ACC's greatest team ever. The 7-4 Burleson is featured on the cover of Sports Illustrated before ever playing a varsity game in college.

## SPRING, 1971

The remaining pieces of the 1974 national championship nucleus are put in place when Coach Norm Sloan signs a brilliant recruiting class headed by 6-4 superstar-to-be David Thompson, 5-7 point guard Monte Towe and 6-7 power forward Tim Stoddard.

## NOV. 27, 1972

David Thompson makes his collegiate debut with 33 points and 13 rebounds in a 130-53 rout of Appalachian State.

## JAN. 14, 1973

In the first nationally televised Super Bowl Sunday basketball matchup, No. 3 NC State defeats No. 2 Maryland, 87-85, in College Park, Md.

## MARCH 10, 1973

NC State completes the season with a perfect 27-0 record by defeating Maryland 76-74 in the ACC Tournament's championship game. The Pack is unable to participate in the postseason due to NCAA sanctions.

## MARCH 9, 1974

In the greatest game in ACC history, NC State posts a pulsating 103-100 overtime victory over Maryland in the championship game of the 1974 ACC Tournament.

## MARCH 23, 1974

NC State ends UCLA's seven-year reign as national champions with an 80-77 double-overtime victory over the Bruins in the semifinals of the 1974 NCAA Tournament in Greensboro, N.C.



NC State played its first game in Reynolds Coliseum in 1949.



Everett Case missed his first game in 30 years in 1952, when a sinus infection kept him in Raleigh while the team played at Louisville. He is seen here listening to the radio broadcast.



The 1954 Wolfpack squad claimed the first ACC Tournament Championship, and NC State won the first three overall.



In perhaps one of the most memorable ACC Tournament games, NC State downed Duke, 12-10, in 1968 - the lowest scoring game in tournament history.





David Thompson and the Wolfpack ended Bill Walton and UCLA's streak of seven straight NCAA Tournament wins, when the Pack won the 1974 National Championship.



David Thompson and Tommy Burleson were each featured on the cover of Sports Illustrated during their careers.



Perhaps the most famous basket in NCAA basketball history, Lorenzo Charles slams home the final shot in the 1983 NCAA Championship game.



Jim Valvano urged Wolfpack fans to "Never Give Up" during an emotional return to Reynolds Coliseum in 1993.

## **MARCH 25, 1974**

NC State wins its first national championship by defeating Marquette, 76-64, in the championship game of the 1974 NCAA Tournament.

## **DEC. 5, 1974**

The Wolfpack matches its school record for points in a game and shatters the school mark for largest margin of victory (86 points) with a smashing 144-58 rout of Buffalo State. The blowout is fueled by David Thompson's ACC record 57 points.

## **MARCH 1, 1975**

David Thompson's uniform number 44 is retired prior to the Wolfpack's 103-80 win over UNC Charlotte in Thompson's last home game at Reynolds Coliseum. Thompson is whistled for a technical foul after slamming home a thunderous dunk, which became illegal in college basketball in 1966.

## **FEB. 24, 1980**

Norman Sloan confirms that he will leave NC State at the conclusion of the 1980 season to return to the University of Florida.

## **MARCH 27, 1980**

NC State names Jim Valvano as its 15th head basketball coach. The glib, quick-talking New Yorker quickly captures the imagination and hearts of Wolfpack fans.

## **FEB. 19, 1983**

After seven consecutive losses to North Carolina, Wolfpack head coach Jim Valvano notches his first victory over Dean Smith and the third-ranked Tar Heels with a 70-63 win at Reynolds Coliseum.

## **MARCH 13, 1983**

Four NC State players finish in double figures as NC State wins its ninth ACC championship with an 81-78 victory over All-America center Ralph Sampson and fourth-ranked Virginia in the ACC Tournament's championship game.

## **MARCH 18, 1983**

After falling behind by six points with 70 seconds left in overtime, NC State rallies for a come-from-behind, 69-67, double-overtime victory over Pepperdine in the first round of the NCAA Tournament, one of many miracles for the Wolfpack in the NCAA Tourney.

## **MARCH 20, 1983**

Thurl Bailey's tap-in of his own missed shot caps a stirring rally in the game's final minutes and lifts NC State to a 71-70 win over UNLV in the second round of the NCAA Tournament.

## **MARCH 26, 1983**

Frustrated throughout his career by heartbreaking losses to Virginia, Dereck Whittenburg gains a measure of sweet revenge by hitting 11-of-16 shots from the field for a game-high 24 points to lift NC State to a 63-62 win over the Cavaliers in the finals of the NCAA West Regionals at Ogden, Utah.

## **APRIL 4, 1983**

Lorenzo Charles's last-second dunk caps the final miracle comeback in the Wolfpack's Cinderella run to the 1983 national championship, a 54-52 win over top-ranked and heavily favored Houston.

## **MARCH 8, 1987**

After a disappointing regular season, NC State rallies to win its 10th ACC championship with a thrilling 68-67 win over North Carolina in the tournament final. Vinny Del Negro wins Everett Case Award.

## **JAN. 7, 1989**

Always looking forward, Wolfpack head coach Jim Valvano unveils the uniform trend of the future, the unitard. The unitard

is a one-piece, skin-tight uniform, but the Wolfpack players opt to wear the new uniform under the traditional basketball shorts. The team drops the new look after just two games.

## **MARCH 4, 1989**

Chuck Brown scores 34 points and Rodney Monroe 26 as the Wolfpack subdues Wake Forest 110-103 in the regular-season finale, clinching the regular season title for the Wolfpack. The game is the longest in ACC history.

## **MARCH 19, 1989**

Rodney Monroe, often double- and triple-teamed, tosses in a career-high 40 points to lead the Wolfpack to a 102-96 double-overtime win over Iowa in the second round of the NCAA Tournament.

## **APRIL 23, 1990**

A former Wolfpack player under legendary coach Everett Case in the 1960s and freshman coach for two seasons after Case's retirement in 1964-65, Les Robinson is named NC State's 16th head coach.

## **JAN. 13, 1991**

Trailing Georgia Tech 50-38 at halftime, NC State rallies behind Rodney Monroe's career-high 48 points and comes from behind to down the Yellow Jackets by a 90-83 score at Reynolds Coliseum. As a team, the Yellow Jackets barely outscore Monroe in the second half, 33-31.

## **JAN. 16, 1991**

NC State's game against North Carolina at the Dean E. Smith Center in Chapel Hill is canceled by the outbreak of Operation Desert Storm in Kuwait.

## **JAN. 21, 1991**

Chris Corchiani sets ACC career records for assists with 861 and steals with 276 in an 89-76 win over Marquette.

## **FEB. 6-7, 1991**

NC State and North Carolina play one another on back-to-back nights, playing the regularly scheduled game at Reynolds Coliseum on February 6 and then playing at the Dean E. Smith Center in Chapel Hill on February 7. Tom Gugliotta scored 28 points and grabs 10 rebounds to lead the Wolfpack to a 97-91 victory at Reynolds Coliseum. North Carolina wins the second game at the Smith Center.

## **FEB. 16, 1991**

Rodney Monroe scores 26 points in a 60-59 win at Connecticut to become NC State's all-time leading scorer with 2,327 career points.

## **FEB. 23, 1991**

Rodney Monroe, held to two points in the first half, outscores the entire Virginia team in the second half, 31-30, to lead the Wolfpack to an 83-76 comeback win.

## **FEB. 25, 1991**

Chris Corchiani doles out 13 assists at Tennessee to give him 972 for his career, an NCAA record.

## **FEB. 27, 1991**

Chris Corchiani ties an ACC record for assists in a game by dishing out 20 in a 114-91 victory over Maryland. The 20 assists makes Corchiani the first player in NCAA history to record 1,000 career assists.

## JAN. 22, 1992

Tom Gugliotta explodes for 36 points, pulls down eight rebounds, dishes out five assists, blocks two shots and has four steals to lead NC State to a 99-88 win over North Carolina at Reynolds Coliseum.

## FEB. 22, 1992

The Wolfpack snaps a nine-game losing streak with a 99-94 victory over North Carolina at the Dean E. Smith Center in Chapel Hill. Kevin Thompson goes 12-for-14 from the floor and scores 29 points to lead the Wolfpack in scoring.

## JAN. 4, 1995

Todd Fuller's 16 points and 11 rebounds lead NC State to a 80-70 win over No. 1 North Carolina in Reynolds Coliseum.

## APRIL 17, 1996

Herb Sendek is named the 17th head coach in NC State basketball history.

## MARCH 9, 1997

NC State's run to the championship game of the ACC Tournament ends with a 64-54 loss to North Carolina. The Wolfpack becomes the first and only team ever to advance from the play-in game all the way to the finals.

## FEB. 21, 1998

Led by C.C. Harrison's 31 points, which included eight straight 3-pointers, the Wolfpack defeats No. 1 North Carolina, 86-72, in Chapel Hill.

## JAN. 16, 1999

A crowd of 12,852 turns out for NC State's final meeting with rival North Carolina in Reynolds Coliseum, the largest crowd in the facility's 50-year history.

## FEB. 24, 1999

The jerseys of seven Wolfpack All-Americans (Dick Dickey, Sammy Ranzino, Bobby Speight, Ronnie Shavlik, Vic Molodet, Lou Pucillo and John Richter) are honored at halftime of the final regularly-scheduled game in Reynolds Coliseum, a 71-63 win over Florida State.

## MARCH 15, 1999

The Wolfpack falls to Princeton, 61-58, in the second round of the NIT, marking the final game played in storied Reynolds Coliseum. Freshman guard Anthony Grundy scores the last basket in Reynolds, hitting a 3-pointer with two-tenths of a second left.

## NOV. 19, 1999

The Wolfpack takes the court for the first time in the new arena. A sellout crowd and an ESPN audience witnesses NC State's 67-63 win over Georgia.

## MARCH 4, 2002

After leading the Wolfpack in points, rebounds, steals, and assists on the year, Anthony Grundy is named to the All-ACC squad. The 6-3 shooting guard was the Pack's first All-ACC pick since 1996.

## MARCH 15, 2002

In its first appearance since the 1990-91 season in the NCAA Tournament, the Wolfpack comes back from a 12-point halftime deficit and defeats the Spartans, 69-58.

## FEB. 25, 2003

The Wolfpack ties its own ACC record by connecting on all 22 of its free throw attempts in a 75-67 overtime win over North Carolina in Chapel Hill.

## MARCH 16, 2003

NC State defeats Wake Forest, the top seed in the

ACC Tournament, to advance to the finals for the third time in Herb Sendek's seven years as head coach. The win locked the Pack into their second straight NCAA bid.

## FEB. 15, 2004

The Wolfpack defeats top-ranked Duke at the RBC Center, 78-74.

## MARCH 2004

Wolfpack junior swingman Julius Hodge is named the ACC Player of the Year and head coach Herb Sendek earns the league's Coach of the Year honor.

## MARCH 20, 2005

NC State advances to the Sweet Sixteen for the first time since 1986 by knocking off defending national champion Connecticut in the second round of the NCAA Tournament in Worcester, Mass.

## MAY 9, 2006

Former Wolfpack standout Sidney Lowe is named NC State's 18th head coach. He is greeted by former teammates, coaches and hundreds of fans during and after the official press conference.

## JUNE 29, 2006

For the second straight year, NC State has a player selected in the first round of the NBA Draft. Cedric Simmons was the No. 15 overall pick by the New Orleans/Oklahoma City Hornets.

## MARCH 8-11, 2007

NC State becomes only the second team in the history of the ACC Tournament to play four games in four days. The Pack entered as the 10th seed, and reached the championship game for the third time in the last five years.

## FEB. 16, 2008

NC State welcomed back many members of the 1983 National Championship team to the RBC Center to celebrate the 25th anniversary of the Pack's second national title.

## 2009-10 SEASON

NC State celebrates its 100th season of basketball, as many former players return are honored throughout the season.

## APRIL 5, 2011

Mark Gottfried is named the 19th head coach in school history.

## 2011-12 SEASON

NC State posts a 24-13 overall record under first-year head coach Mark Gottfried. The Pack earns its first NCAA Tournament berth since 2006 and advances to the Sweet Sixteen for the first time since 2005.

## JAN. 12, 2013

NC State records its sixth win over a team ranked No. 1, toppling top-ranked Duke, 84-76. The victory capped a 10-game winning streak that catapulted NCSU to its second straight 24-win season.

## 2014-15 SEASON

NC State records wins over national champion Duke and at North Carolina before making its second run to the Sweet 16 in four years. Mark Gottfried's squad captured wins over four coaches in the Naismith Basketball Hall of Fame.



Former coach Norm Sloan sank the symbolic last shot in Reynolds Coliseum on February 24, 1999.



The Wolfpack opened the doors to one of college basketball's finest facilities, then called the ESA, with a 67-63 win over Georgia on November 19, 1999.



Nate McMillan, who served as an assistant coach, celebrates with the USA Basketball Team after winning the gold medal at the 2008 Olympic.



Mark Gottfried and C.J. Leslie celebrate NC State's 66-63 victory over Georgetown to advance to the Sweet Sixteen.

# 1950 **FINAL FOUR** /// HISTORY & TRADITION

Although NC State won national titles in 1974 and 1983, those were not the only times the Wolfpack advanced all the way to the Final Four at the NCAA Tournament. NC State reached the Final Four for the first time in school history during the 1950 NCAA Tournament.

NC State took third place honors that season, claiming the now-defunct consolation game that was played between the two non-advancing teams from the semifinals. The Pack started off its run to the Final Four with an 87-74 win over Holy Cross in the regional semifinal. In the regional finals the next day, the Pack lost to City College of New York, 78-73. NC State recovered and downed Baylor in the national consolation game, 53-41.

The 1950 squad was full of stars that season: Sam Ranzino, Dick Dickey, Vic Bubas and Paul Horvath.

The 1950 team won both the Southern Conference regular season and Southern Conference Tournament titles, and ended the season with a 27-6 record.



Sam Ranzino was named MVP of the 1950 Southern Conference Tournament, and helped the Pack advance to its first Final Four.






## 1974 NCAA CHAMPIONS

**Front row (L-R):** Mike Sloan (student manager), Steve Smoral, Craig Kuszmaul, Mark Moeller, Monte Towe, David Thompson, Greg Hawkins, Moe Rivers, Bruce Dayhuff.

**Center row (L-R):** Eddie Biedenbach (assistant coach), Art Musselman (assistant coach), Steve Nuce, Dwight Johnson, Jerry Hunt, Tim Stoddard, Steve Smith, Ken Gehring, Sam Esposito (assistant coach), Norm Sloan (head coach).

**Back row (L-R):** Bill Lake, Tommy Burleson, Phil Spence, Mike Buurma.



NC State's first national championship team, the 1973-74 Wolfpack, may have been the best basketball team ever to play in the Atlantic Coast Conference. During the 1972-73 and 1973-74 seasons, the Wolfpack went 57-1 overall, 24-0 in regular-season ACC play, and won 32 straight games against ACC teams, all conference records that still stand today.

The 1973 and 1974 Wolfpack teams had winning streaks of 29 and 28 games (extended to 36 games the following year), and culminated its two-year domination of college basketball by dethroning perennial college kingpin UCLA in the semifinal and winning the 1974 national championship with a 12-point victory over Marquette in the title game.

The '74 Wolfpack was led by the peerless David Thompson, three-time ACC Player of the Year and the 1975 National Player of the Year. His supporting cast included two other All-Americans, 7-4 center Tommy Burleson and 5-7 point guard Monte

Towe. Future major league pitcher Tim Stoddard played power forward and perfected the alley-oop pass to Thompson, and Mo Rivers was Towe's backcourt mate. Raleigh native Phil Spence was the sixth man.

Coach Norm Sloan, recognizing the excellent chemistry on his talented team, employed a free-lance passing game with few set plays, allowing his players the freedom to create scoring opportunities and freeing himself to concentrate on late-game situations.

### THE BUILDUP TO '74

The 1972-73 Wolfpack went through the season undefeated at 27-0, but was ineligible for the NCAA Tournament because of probation. Prior to the '74 season, debate raged as to who was better, UCLA or NC State, and from the Wolfpack's perspective, it seemed that anything less than a

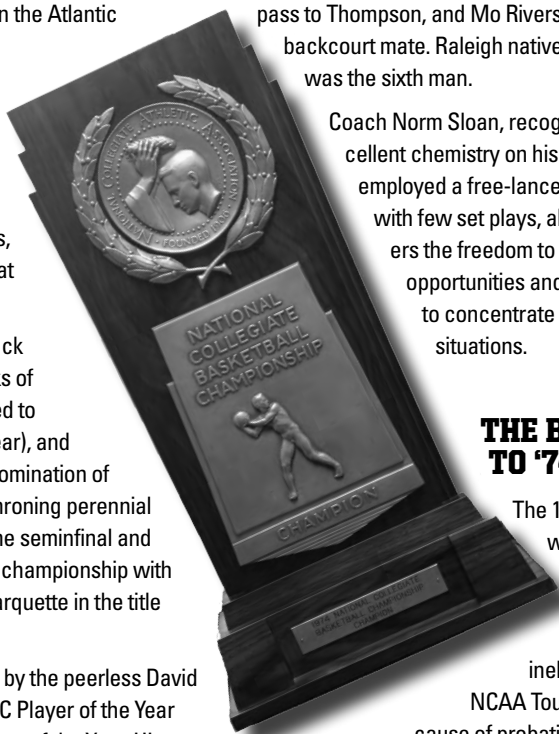
national championship in 1974 would be a disappointment.

NC State opened the season with a pair of easy wins and was unprepared for a mid-December showdown with UCLA, losing to the Bruins, 84-66. The loss made the Pack a more determined team, and NC State went through the rest of the regular season without losing again, finishing with a 24-1 overall record.

### THE GREATEST GAME IN ACC HISTORY

The ACC featured two other top 10 teams that year – No. 4 Maryland and No. 8 North Carolina – but the Wolfpack went through the conference season unbeaten for the second year in a row.

There were no at-large bids to the NCAA Tournament in those days. The ACC Tournament champion went to the big dance; everyone else went home. As the first-place finisher in the regular season, the Wolfpack had a bye in the opening round of the tournament, blew out Virginia in the semifinals, and then downed Maryland 103-100 in overtime in what has been called one of the greatest college basketball games ever played.



The game was one for the ages, a vintage ACC heart-stopper. Maryland hit 12 of its first 14 shots and jumped to a 25-12 lead after six minutes. NC State cut the lead to 55-50 at halftime. The momentum swung back and forth several times in the second half, but the pace never slowed and the tension got tighter and tighter.

Behind the spectacular play of Burleson, the Wolfpack held a 97-93 lead with 2:12 to play, but Maryland got two clutch baskets late to tie the game at 97-97 and send it into overtime. The lead changed hands three times in the overtime, and the outcome was not settled until the final minutes.

## CHAMPIONS AT LAST

As the State-UCLA game approached, the anticipation continued to climb. Thousands of fans jammed Reynolds Coliseum each day to watch the Wolfpack's practices the week leading up to the Final Four, and when the two teams finally met at Greensboro Coliseum, they played a game that not only lived up to all expectations, but easily exceeded them.

Regulation ended in a 65-65 tie, then both teams scored just two points in the first overtime. UCLA took a seven-point lead in the second overtime and appeared well on its way to advancing to its eighth consecutive national championship game, but the Wolfpack battled back. David Thompson scored four straight points to give the Pack a 78-75 lead with 34 seconds to play and NC State went on to an 80-77 win.

Two nights later, the Wolfpack won the championship,

## NC STATE 76 • MARQUETTE 64

Monday, March 25 • Greensboro, N.C.

Marquette	MIN	FG	FT	REB	PF	A	TP
Ellis	39	6-16	0-0	11	5	1	12
Tatum	20	2-7	0-0	3	4	1	4
Lucas	40	7-13	7-9	13	4	0	21
Walton	24	4-10	0-0	2	2	2	8
Washington	36	3-13	5-8	4	3	0	11
Delsman	5	0-0	0-0	0	2	0	0
Daniels	17	1-3	1-2	0	3	2	3
Campbell	12	2-3	0-0	1	3	0	4
Homan	6	0-4	1-2	6	2	1	1
Brennan	1	0-0	0-0	0	1	0	0
Totals	200	25-69	14-21	43	29	7	64


FG%: 1st Half: 39.4      2nd Half: 33.3      Game: 36.2  
FT%: 1st Half: 57.1      2nd Half: 71.4      Game: 66.7

NC State	MIN	FG	FT	REB	PF	A	TP
Stoddard	25	3-4	2-2	7	5	2	8
Thompson	40	7-12	7-8	3	2	21	
Burleson	36	6-9	2-6	11	4	0	14
Rivers	40	4-9	6-9	2	2	5	14
Towe	37	5-10	6-7	3	1	2	16
Spence	19	1-2	1-2	3	2	3	3
Moeller	3	0-0	0-0	0	0	0	0
Totals	200	26-46	24-34	34	17	14	76

FG%: 1st Half: 57.7      2nd Half: 55.0      Game: 56.5  
FT%: 1st Half: 81.8      2nd Half: 65.2      Game: 70.0

Officials: Howell, Brown - Attendance: 15,792  
Technical Fouls: McGuire (2)

dropping Marquette 76-64 in a game most people don't even remember. The first half was tight before two technical fouls on Marquette coach Al McGuire ignited a 10-0 Wolfpack run late in the period. NC State's lead grew to as many as 19 points in the second half, and the Wolfpack cruised to its first national championship.



## 1983 NCAA CHAMPIONS

**Front row (L-R):** Alvin Battle, Thurl Bailey, Sidney Lowe, Dereck Whittenburg, Quinton Leonard, Harold Thompson.  
**Center row (L-R):** George McClain, Walt Densmore, Walter "Dinky" Proctor, Cozell McQueen, Lorenzo Charles, Mike Warren, Terry Gannon, Ernie Myers.  
**Back row (L-R):** Craig Sink (manager), Gary Bryant (manager), Ed McLean (assistant coach), Ray Martin (assistant coach), Jim Valvano (head coach), Tom Abatemarco (assistant coach), Max Perry (graduate assistant), Steve Whitt (manager), Jim Rehbock (trainer).



NC State's second national championship was as unexpected as its first was anticipated. The 1983 Wolfpack, head coach Jim Valvano's third NC State team, was a veteran unit with a gifted backcourt in seniors Sidney Lowe and Dereck Whittenburg, and an All-America candidate at forward in senior Thurl Bailey. Although expectations were high that NC State could return to national prominence in 1983, few expected anyone from the ACC other than Virginia and North Carolina to contend for the national championship.

The Wolfpack, coming off a 22-10 season the year before, got off to a strong start. The Pack won seven of its first nine games, heading into a January 12 game at Reynolds against Virginia. UVA had won five straight from the Wolfpack prior to that meeting.

The season turned when Whittenburg, who had scored 27 first-half points and led the Pack to a 16-point lead late in the first half against the Cavaliers, broke his right foot when he landed wrong on the foot of a UVA player early in the second half. Not only did the Wolfpack let a big lead slip away and absorb its sixth consecutive loss to the Cavaliers, but team doctors informed Valvano after the game that Whittenburg was lost for the season.

Following Whittenburg's injury, NC State lost three of its first four games. Then, the tide began to turn. The Wolfpack won eight of its next 10 and began to pull back together as a unit. At 16-8 with three regular-season games remaining, things were looking up again. Whittenburg, recovering faster than expected, was cleared to return to the lineup.

He reappeared against the Cavaliers in Charlottesville, and though the Wolfpack lost, the season began to turn again. The Pack finished the regular season 17-10 following a 130-89 win over Wake Forest in the final game.

## SURVIVE AND ADVANCE

Throughout the postseason, Valvano implored his team to stay close every game and put itself in a position to win at the end. "Survive and advance," Valvano would say, and the Wolfpack took his words to heart with last-minute wins over Wake Forest, North Carolina and Virginia to capture the ACC Tournament title.

The Pack was sent to Corvallis, Ore., for the NCAA West Regionals and a first-round date against Pepperdine. NC State missed its first 12 shots from the field against the Waves, but recovered and managed to force a 47-47 tie at the end of regulation. After Pepperdine built a six-point cushion with less than a minute to play in the first overtime period, it appeared the Wolfpack's season was slipping away.

Miraculously, the Wolfpack was able to cut the lead to two after Dane Suttle, an 84 percent free-throw shooter, missed the front ends of two one-and-ones. After Whittenburg missed a free throw, Cozell McQueen grabbed the rebound and threw in an incredible off-balance shot from eight feet to send the game into double overtime. NC State went on to a 69-67 victory in the second overtime, and the push toward Albuquerque had begun.

Sixth-ranked UNLV was up next, and after falling behind 52-40 with 11:40 to play, the Wolfpack went on a run. Bailey hit a jumper with 37 seconds left to cut



the lead to 70-69, and after Vegas missed the front end of a one-and-one, he was able to hit a fadeaway bank shot with four seconds to play for a 71-70 win.

NC State cruised to a 75-56 win over Utah in the regional semifinal matchup, setting up another meeting with Virginia in the regional final. Whittenburg continued his sparkling long-range bombing, and the Pack stayed close throughout. Virginia owned a 62-61 lead, when Sampson fouled Lorenzo Charles with 23 seconds remaining. Charles made both free throws, and the Pack was headed to the Final Four.

## THE FINAL FOUR

Houston vs. Louisville was the headliner game in the first round of the Final Four, a game most people said would really decide the national championship. But while much of the basketball world awaited the Cougars and Cardinals, Jim Valvano and his Wolfpack came to Albuquerque and stole the show, on and off the court.

Valvano, glib and mercurial on his feet, immediately stole the media spotlight, taking the pressure off his team, which faced 18th-ranked Georgia in the other semifinal matchup. The Wolfpack smoked the Bulldogs, building an 18-point lead with less than five minutes to play before hanging on for a 67-60 win that sent NC State into its second national championship game in nine years.

When Houston destroyed Louisville in the other semifinal game, the NC State-Houston game was viewed as a major mismatch by the national media, though the Wolfpack had won four games against top 10 teams (North Carolina, Virginia twice, and UNLV) in the month of March.

Houston hoped to control the game with its superior front line, led by All-Americans Akeem Olajuwon and Clyde Drexler. The Wolfpack game plan was simple – control the tempo with its peerless guard play. Lowe played all 40 minutes, scored eight points, had eight assists, five steals and no turnovers. He dominated the game from the backcourt. Whittenburg played 39 outstanding minutes, hit six long-range bombs, scored 14 points and had five rebounds. Bailey and McQueen, meanwhile, helped tighten the defense on Olajuwon. Bailey delivered 15 points and five rebounds, and McQueen added four points and 12 rebounds.

The Pack forced the action in the first half and held a 33-25 lead at halftime, but Houston charged back after intermission and took 42-35 advantage following a 17-2 run. The Pack was once again searching for a miracle.

Turnovers and several missed free throws allowed the Wolfpack to tie the game at 52-52 with 1:59 to play, and after Houston missed the front end of a one-and-one with 1:05 to play, NC State worked the clock to the 44-second mark and called a timeout.

Valvano wanted to hold the ball until 10 seconds remained, and then have Lowe penetrate in hopes of creating a shot. Instead, State wound up with Whittenburg launching a wild shot from 30 feet. When the shot came up short, Charles was there to grab

## NC STATE 54 • HOUSTON 52

Monday, April 4 • Albuquerque, N.M.

NC State	MIN	FG	FT	REB	PF	A	TP
Bailey	39	7-16	1-2	5	1	0	15
Charles	25	2-7	0-0	7	2	0	4
McQueen	34	1-5	2-2	12	4	1	4
Whittenburg	39	6-17	2-2	5	3	1	14
Lowe	40	4-9	0-1	0	2	8	8
Battle	4	0-1	2-2	1	1	1	2
Gannon	18	3-4	1-2	1	3	2	7
Myers	1	0-0	0-0	1	0	0	0
Totals	200	23-59	8-11	34	16	13	54

FG%: 1st Half: 39.4 2nd Half: 38.5 Game: 39.0  
FT%: 1st Half: 77.8 2nd Half: 50.0 Game: 72.7


Houston	MIN	FG	FT	REB	PF	A	TP
Drexler	25	1-5	2-2	2	4	0	4
Micheaus	18	2-6	0-0	6	1	0	4
Olajuwon	38	7-15	6-7	18	1	1	20
Franklin	35	2-6	0-1	0	0	3	4
Young	30	3-10	0-4	8	0	1	6
Anders	17	4-9	2-5	2	2	1	10
Cettys	20	2-2	0-0	2	3	2	4
Rose	7	0-1	0-0	1	2	0	0
Williams	10	0-1	0-0	4	3	1	0
Totals	200	21-55	10-19	44	16	9	52

FG%: 1st Half: 31.3 2nd Half: 47.8 Game: 38.2  
FT%: 1st Half: 50.0 2nd Half: 55.6 Game: 52.6

Officials: Nichols, Housman, Forte  
Technical Fouls: None; Attendance: 17,327  
Halftime: NC State 33, Houston 25

the rebound and slam it home as time expired to give the Wolfpack a 54-52 win and its second national championship.

For the second time in less than a decade, the state of North Carolina celebrated a Wolfpack national championship, and this time, the entire country was captivated thanks to the charismatic Valvano and the manner in which his determined team of underdogs slayed one Goliath after another in the month of March.





# ACC CHAMPIONSHIP TEAMS // HISTORY & TRADITION



## 1954 ACC CHAMPIONS

Front row (L-R): Phil DiNardo, John Maglio, Ronnie Scheffel, Dick Tyler, Herb Applebaum, David Kelley, Jim Stevenson  
Center row: Bobby Adams, Doug Kincaid, David Gotkin, Mel Thompson, Vic Molodet, Bob Schrubbe  
Back row: Cliff Hafer, Nick Pond, Bob Seitz, Cliff Dwyer, Ronnie Shavlik, Lou Dickman



## 1955 ACC CHAMPIONS

Front row (L-R): Bucky Waters, Ronnie Scheffel, David Gotkin, John Maglio, Vic Molodet  
Center row: Gerald Prince, Lou Dickman, Cliff Hafer, Nick Pond, George Stepanovich  
Back row: Phil DiNardo, Cliff Dwyer, Bob Seitz, Ronnie Shavlik, Mike Miles



## 1956 ACC CHAMPIONS

Front row (L-R): Bucky Waters, John Maglio, Vic Molodet, Marvin Kessler  
Center row: Mike Miles, Ronnie Shavlik, Bob Seitz, Lou Dickman  
Back row: Nick Pond, George Stepanovich, Phil DiNardo, Cliff Hafer, Tom Hopper



## 1959 ACC CHAMPIONS

Front row (L-R): Dan Englehardt, Mark Reiner, Lou Pucillo, Bob McCann, Dick Culler  
Center row: Everett Case (head coach), Stan Niewierowski, Bob MacGillivray, Bruce Hoadley, Don Gallagher, Jon Ed Simbeck, Vic Bubas (assistant coach)  
Back row: George Stepanovich, Bob DiStefano, Larry Ranta, John Richter, Harold Atkins



## 1965 ACC CHAMPIONS

Front row (L-R): Press Maravich (head coach), Harold Keating (head trainer), Eddie Biedenbach, Larry Lakins, Billy Moffitt, Charlie Bryant (assistant coach)  
Center row: Frank Weedon (sports info. director), Pete Coker, Tom Mattocks, Sam Gealy, Larry Worsley  
Back row: Hal Blondeau, Ray Hodgdon, Gary Taylor, Jerry Moore, Gary Hale



## 1970 ACC CHAMPIONS

Front row (L-R): Jim Risinger, Vann Williford, Norman Sloan (head coach), Rick Anheuser, Al Heartley  
Center row: Charlie Bryant (assistant coach), Joe Dunning, Ed Leftwich, Sam Esposito (assistant coach)  
Back row: Dan Wells, Rennie Lovisa, Paul Coder, Doug Tilley



## 1973 ACC CHAMPIONS

Front row (L-R): Craig Kuszmaul, Greg Hawkins, Monte Towe, Joe Cafferky, Rick Holdt, David Thompson, Steve Smoral, Mark Moeller

Back row: Eddie Biedenbach (assistant coach), Art Musselman (assistant coach), Jerry Hunt, Steve Nuce, Tim Stoddard, Tommy Burleson, Steve Smith, Mike Dempsey, Leo Campbell, Norman Sloan (head coach), Sam Esposito (assistant coach).



## 1974 ACC CHAMPIONS

Front row (L-R): Mike Sloan (student manager), Steve Smoral, Craig Kuszmaul, Mark Moeller, Monte Towe, David Thompson, Greg Hawkins, Moe Rivers, Bruce Dayhuff.  
Center row (L-R): Eddie Biedenbach (assistant coach), Art Musselman (assistant coach), Steve Nuce, Dwight Johnson, Jerry Hunt, Tim Stoddard, Steve Smith, Ken Gehring, Sam Esposito (assistant coach), Norm Sloan (head coach).  
Back row (L-R): Bill Lake, Tommy Burleson, Phil Spence, Mike Buurma.



## 1983 ACC CHAMPIONS

Front row (L-R): Alvin Battle, Thurl Bailey, Sidney Lowe, Dereck Whittenburg, Quinton Leonard, Harold Thompson.  
Center row (L-R): George McClain, Walt Densmore, Walter (Dinky) Proctor, Cozell McQueen, Lorenzo Charles, Mike Warren, Terry Gannon, Ernie Myers.  
Back row (L-R): Craig Sink (manager), Gary Bryant (manager), Ed McLean (assistant coach), Ray Martin (assistant coach), Jim Valvano (head coach), Tom Abatemarco (assistant coach), Max Perry (graduate assistant), Steve Whitt (manager), Jim Rehbock (trainer).



## 1987 ACC CHAMPIONS

Front row (L-R): Bennie Bolton, Vinny Del Negro, Kenny Drummond, Kelsey Weems, Quentin Jackson, Walker Lambiotte, Kenny Poston, Brian Howard  
Back row: Dick Stewart (assistant coach), Ernie Myers (student assistant coach), Jim Valvano (head coach), Chucky Brown, Mike Gioni, Charles Shackelford, Tevin Binns, Avie Lester, Andy Kennedy, Ed McLean (assistant coach), Ray Martin (assistant coach), Jim Rehbock (head trainer)

Since its inception in 1910, the NC State basketball program has been rich in tradition. The Wolfpack has won two national championships, gone to three Final Fours, won 10 Atlantic Coast Conference championships, won seven Dixie Classic championships and seven Southern Conference championships over the years.

NC State's tradition of excellence dates all the way back to the end of World War I. Coach Harry Hartsell's 1918 Techs were the first dominant team at NC State, compiling a 12-2 record after winning nine of their first 10 games. Since then, NC State has had a tradition of exceptional teams led by exceptional coaches, a tradition that continues to this day with Mark Gottfried, the 19th head coach in NC State basketball history.

## NC STATE COACHING SUMMARY

Name	Years	W-L	Pct.
Piggy Hargrove	1911-12	1-7	.125
Chuck Sandborn	1913, 1916	11-13	.458
John Hegarty	1914	5-8	.385
H. S. Tucker	1915	5-5	.500
Harry Hartsell	1917-18, 1922-23	32-32	.500
Tal Safford	1919	11-3	.786
Richard Crozier	1920-21, 1924	24-35	.408
Gus Tebell	1925-30	79-36	.687
R. R. Sermon	1931-40	111-74	.600
Bob Warren	1941-42	21-16	.563
Leroy Jay	1943-46	28-45	.384
Everett Case	*1947-64	377-134	.738
Press Maravich	1964-66	38-13	.745
Norman Sloan	1966-80	266-127	.677
Jim Valvano	1980-90	209-114	.647
Les Robinson	1990-96	78-98	.434
Herb Sendek	1996-07	191-132	.591
Sidney Lowe	2007-2011	71-62	.534
Mark Gottfried	2011-Pres.	108-69	.610

\* Includes two games as head coach in 1965 before retiring.



## A

### Abu, Abdul-Malik - 2015-16

Adell, Darnell - 1976  
 Allen, John - 1935-36  
 Albritton, Braxton - 2005-06-07  
 Almond, E.K. - 1944  
 Alverson, Lisa - 1983 (manager)  
 Anderson, Ron - 1998-99  
 Anheuser, Rick - 1969-70  
**Anya, BeeJay - 2014-15-16**  
 Apke, Mike - 1995-96 (manager)  
 Applebaum, Herb - 1953-54  
 Atkinson, H.E. - 1930-31  
 Atsür, Engin - 2004-05-06-07  
 Auksel, Pete - 1962-63-64  
 Auman, Earl - 1939-40  
 Austin, Claudia - 1983 (manager)  
 Austin, Clyde - 1977-78-79-80  
 Aycock, Charles - 1935-36

## B

Bailey, Thurl - 1980-81-82-83  
 Bakalli, Migjen - 1991-92-93  
 Ball, Bill - 1941-42  
 Barber, Anthony - 2014-15-16  
 Bartels, Eddie - 1947-48-49  
 Battle, Alvin - 1983-84  
 Battle, Staats - 2012-13-14-15  
 Bazemore, Jonathan - 2003-04-05-06 -07 (manager)  
 Bean, Keith - 1999  
 Beard, Clayton - 2008  
 Benjamin, Ishua - 1995-96-97-98  
 Bell, Michael - 2002  
 Bell, William - 1954-56-57-58  
 Bennerman, Cameron - 2003-04-05-06  
 Benson, Bill - 1971  
 Berlinski, Eddie - 1936-37  
 Berry, Connie Mack - 1937-38  
 Bessey, Aaron - 2012  
 Bethel, Tony - 2005-06  
 Biedenbach, Eddie - 1965-66-68  
 Binns, Tevin - 1986-87  
 Blondeau, Hal - 1964-65-66  
 Boger, Jim - 1946  
 Bolton, Bennie - 1984-85-86-87  
 Bolton-Fuhrman, Tyler - 2012 (manager)  
 Brackman, Andrew - 2005-06  
 Bragg, Seph - 2000-01-02 (manager)  
 Brake, J. E. - 1930  
 Brandenburg, Paul - 1951-52-53  
 Brannan, Toby - 1987-88 (manager)  
 Braucher, Dick - 1967-68-69  
**Brickhouse, Chris - 2014-15-16**  
 Brown, Chucky - 1986-87-88-89  
 Brown, Harry L. - 1926-27  
 Brown, Lorenzo - 2011-12-13  
 Bryant, Gary - 1981 (manager)  
 Bryant, Miller - 2007-08-09-10-11 (manager)  
 Bubas, Vic - 1948-49-50-51  
 Buffum, Luke - 1996-97-98  
 Burleson, Tom - 1972-73-74  
 Butts, Rodney - 1984

## C

Cafferky, Joe - 1972-73  
 Campion, Paul - 1991  
 Cannon, Chase - 2013-14-15-16

Carpenter, W.L. - 1944  
 Carr, Kenny - 1975-76-77  
 Carter, Jason - 1994 (manager)  
 Cartier, Warren - 1947-48-49-50  
 Charles, Lorenzo - 1982-83-84-85  
 Cioffi, Nick - 2011 (manager)  
 Clark, G. - 1931  
 Clark, Justin - 2007  
 Clark, Ken - 1957-58-60  
 Clark, Patrick - 2004-05-06-07-08 (manager)  
 Cline, F. D. - 1918-19-20  
 Coder, Paul - 1970-71-72  
 Collins, Chad - 1996-97-98-99 (manager)  
 Collins, Jordan - 2002-03-04-05  
 Collins, Shain - 2009-10-11 (manager)  
 Coker, Pete - 1965-66  
 Coleman, Web - 1989 (manager)  
 Cook, Bob - 1950-51  
 Corchiani, Chris - 1988-89-90-91  
**Corchiani, Jr., Chris - 2015-16**  
 Corkhill, Doug - 1977 (manager)  
 Costner, Brandon - 2007-08-09  
 Crawford, Cliff - 2000-01-02-03  
 Crawford, Monte - 1938-39-40  
 Cromartie, Roy - 1938-39-40

## D

Dalrymple, Neil - 1935-36-37  
 D'Amico, Brian - 1988-89-90  
 Daniels, Ricky - 1994-95  
 Darden, J.B. - 1928 (manager)  
 Davis, Craig - 1975-76-77-78  
 Davis, Darrell - 2007  
 Davis, Joe - 1946  
 Davis, Josh - 2010  
 Davis, Mark - 1992-93-94-95  
 Dawson, C.G. - 1944  
 Deakin, Danielle - 1990 (manager)  
 Degand, Farnold - 2008-09-10  
 Del Negro, Vinny - 1985-86-87-88  
 Densmore, Walt - 1983  
 De Thae, Thomas - 2012  
 Dickey, Dick - 1947-48-49-50  
 Dickman, Lou - 1954-55-56  
 DiNardo, Phil - 1954-55-56  
 DiNardo, Tommy - 1983-84  
 DiStefano, Bob - 1959-60-61  
 Dixon, Don - 1935  
 Dunning, Joe - 1970-71  
 Dwyer, Cliff - 1954-55

## E

East, Dick - 1938-39-40  
 Eaton, Travis - 2012 (manager)  
 Edwards, J.R. - 1944  
 Ellington, Andy - 2003-04-05 (manager)  
 Englehardt, Dan - 1958-59-60  
 Evtimov, Ilian - 2002-04-05-06  
 Ewing, Dirk - 1976-77

## F

Fasoulas, Panagiotis - 1986  
 Falk, Chris - 2002-03-04-05 (manager)  
 Feggins, Bryant - 1990-91, 94  
 Fells, Courtney - 2006-07-08-09  
 Ferguson, Trevor - 2007-08-09  
 Fletcher, Adam - 1991-92  
 Flythe, Stuart - 1933-34-35

**Freeman, Lennard - 2014-15-16**  
 Fuller, Todd - 1993-94-95-96  
 Fullwood, Diatra - 1987-88-89 (manager)

## G

Gaine, Justin - 1997-98-99-00  
 Gallagher, Don - 1958-59-60  
 Gammon, Johnny - 1929-30-31  
 Gannon, Terry - 1982-83-84-85  
 Garrison, Bob - 1949  
 Gealy, Sam - 1965-66  
 Giomi, Mike - 1987  
 Goins, Ben - 1998 (manager)  
 Gonzalez, Javier - 2008-09-10-11  
 Goodwin, F. R. - 1928-29  
 Goss, Bobby - 1951-52-53  
 Gossett, Ron - 1963  
 Gotkin, Dave - 1952-53-54-55  
 Graham, Steve - 1972  
 Grant, Gavin - 2005-06-07-08  
 Green, Al - 1976-77  
 Green, Jordan - 2006-07-08-09-10 (mgr.)  
 Greenway, Spencer - 2009  
 Greiner, Don - 1963  
 Gresham, Gordon - 1926-27  
 Grundy, Anthony - 1999-00-01-02  
 Gugliotta, Tom - 1989-90-91-92  
 Guidry, Trey - 2001  
 Gurneau, S. - 1931

## H

Hampton, John - 1999-00  
 Hafer, Cliff - 1955-56-57  
 Hahn, Bob - 1947-48-49  
 Hale, Gary - 1965-66  
 Hall, Jason - 2006 (manager)  
 Hamilton, Elwin - 1936-37-38  
 Harr, L. F. - 1928-29-30  
 Harrington, Adam - 1999  
 Harris, Bob - 1934-35  
 Harris, Simon - 2008-09  
 Harris, Tyler - 2012  
 Harrison, CC - 1995-96-97-98  
 Harrison, Marco - 1996  
 Harrow, Ryan - 2011  
 Hawkins, Greg - 1973-74  
 Harand, Joe - 1949-50  
 Hartzog, Lewis - 1946  
 Heartley, Al - 1969-70-71  
 Hendricks, Julie - 1989-91-92 (manager)  
 Heuts, Bob - 1971  
 Hickson, J.J. - 2008  
 Hill, P.G. - 1938-39  
 Hinnant, Mickey - 1989-90  
 Hoadley, Bruce - 1959-60-61  
 Hobbs, Milton - 1946  
 Hockfield, Joe - 1935  
 Hodgdon, Ray - 1964-65-66  
 Hodge, Julius - 2002-03-04-05  
 Holdt, Rick - 1971-72-73  
 Honeycutt, Adolf - 1935  
 Hopper, Tom - 1956-57-58  
 Hopson, Kim - 1989-90 (manager)  
 Horner, Dennis - 2007-08-09-10  
 Horvath, Paul - 1948-49-50-51  
 Howard, Brian - 1987-88-89-90  
 Howard, Michael - 2010-11 (manager)  
 Howell, Richard - 2010-11-12-13  
 Hudson, Paul - 1967

Hudson, Trevor - 2007-08-09-10 (manager)  
 Huffman, Phillip - 2006-07-08-09-10 (manager)  
 Hunter, Kenya - 1997-98 (manager)  
 Hunter, Tino - 1996  
 Hyatt, Jeremy - 1994-95-96-97

## I

Ibone, Chris - 2008-09-10 (manager)  
 Inge, Kenny - 1998-99-00-01  
 Isley, Nelson - 1968-69

## J

Jackson, Quentin - 1985-86-87-88  
 Jackson, R.W. - 1944  
 Jackson, Robert - 1975-76  
 Jaworski, H.S. - 1944  
 Johnson, Alex - 2012  
 Johnson, Morris W. (John) - 1929-30-31  
 Johnson, Dwight - 1974  
 Johnson, M.B. - 1944  
 Johnson, Marcus - 2008  
 Johnson, Red - 1923-24-25  
 Johnson, R.L. - 1931  
 Jones, Art - 1978-79-80-81  
 Jones, Selby - 1936-37-38  
 Jones, Trey - 2012 (manager)

## K

Kane, Tommy - 1990-91-92-93 (manager)  
 Katkaveck, Leo - 1942-46-47-48  
 Keeter, Brian - 1999-00-01-02  
 Kelley, Ron - 1998-99-00-01  
 Kennedy, Andy - 1987  
 Kessler, Marvin - 1956-57  
 Key, John - 1963  
 King, Bryan - 1995-96 (manager)  
**Kirk, Shaun - 2016**  
 Knapp, Danny - 1952-53  
 Knox, Jamie - 1989-90-92  
 Kohler, Stan - 1944-46  
 Kornegay, Chuck - 1993  
 Kretzer, Bill - 1966-67-68  
 Kretzer, Billy - 1994-95-96  
 Kufuor, Enrico - 2009-10-11  
 Kukoy, William - 1951-52-53  
 Kuszmaul, Craig - 1973-74-75

## L

Lacey, Trevor - 2015  
 Lakins, Larry - 1962-64-65  
 Langdon, David - 1984-85 (manager)  
 Lambeth, Woody - 1934-35  
 Lambiote, Walker - 1986-87  
 Lay, Emmett - 1981-82  
 Lee, David - 1989, 1991  
 Lee, Desmond - 2014-15  
 Lee, Sung - 2004-05 (athletic trainer)  
 Leeper, Thomas - 1922-23

Leftwich, Ed – 1970-71  
 Leonard, Quinton – 1982-83  
 Lentz, Carl – 1999-00  
 Leslie, C.J. - 2011-12-13  
 Lester, Avie – 1987-88-89-90  
 Lewis, Elbert – 1917-18  
 Lewis, Jay - 2012-13  
 Lewis, Marc – 1991-92-93  
 Lewis, Tyler – 2013-14  
 Lile, Carl – 1972  
 Litchfield, Terry – 1961  
 Lovisa, Rennie – 1970-71-72  
 Lowe, Sidney – 1980-81-82-83  
 Lutz, Denny – 1960-61-62

## M

MacGillivray, Bob – 1957-58-59  
 Mackie, Rob – 2002 (athletic trainer)  
 Maglio, John – 1955-56-57  
 Mann, Bill – 1938-39  
 Marshall, Curtis – 1992-93-94-96  
 Martin, Adam – 2003-04-05 (manager)  
 Martin, Caleb - 2015-16  
 Martin, Cody - 2015-16  
 Marvel, Russ – 1960-61-62  
 Mason, J. H. – 1914-15-16  
 Mason, John T. – 1929  
 Mattocks, Tom – 1964-65-66  
 Matthews, Kenny – 1978-79-80-81  
 Maultsby, Whitney – 1939-40  
 Mavredes, Bill – 1967-68-69  
 Mays, Julius – 2009-10  
 McCauley, Ben – 2006-07-08-09  
 McClain, George – 1983-84-85  
 McCann, Bob – 1959-60-61  
 McCauley, Ben – 2006  
 McComas, Jack – 1947-48-49  
 McCoy, Chris – 2004-06  
 McCuller, Lakista – 1992-93-94-95  
 McCullum, Andre – 1997  
 McDowall, Jack – 1927-28  
 McKinney, Horace (Bones) – 1942  
 McLean, Robert – 1967-68  
 McMillan, Nate – 1985-86  
 McQuage, Bob – 1933-34  
 McQueen, Cozell – 1982-83-84-85  
 Mejia, Dominick – 2003  
 Meighen, Drew – 1999-00 (manager)  
 Melvin, Marcus – 2001-02-03-04  
 Miller, Archie – 1998-00-01-02  
 Mills, Jim – 1940-41  
 Mills, Joe – 1940-41  
 Mock, Bernie – 1942-43  
 Moeller, Mark – 1973-74-75  
 Moffitt, Billy – 1964-65-66  
 Molodet, Vic – 1954-55-56  
 Monroe, Rodney – 1988-89-90-91  
 Moore, Jerry – 1965-66  
 Morgan, C. – 1930-31  
 Morris, Eddie – 1951-52-53  
 Morris, Edwin – 1946  
 Muehlbauer, Anton – 1960-61  
 Myers, Ernie – 1983-84-85-86

## N

Neal, William K. – 1946  
 Negley, Pete – 1947  
 Nelms, George – 1931-32-33  
 Nevitt, Chuck – 1980-81-82

Newman, Victor – 1992-93  
 Nichols, Biff – 1974-75 (manager)  
 Nickell, Richard – 1942  
 Nickels, Dick – 1946  
 Nieman, Bryan – 2006-07  
 Niewierowski, Stan – 1959-60-61  
 Nixon, George – 1986 (manager)  
 Norton, Steve – 1996-97  
 Nuce, Steve – 1972-73-74

## O

Obi-Gwacham, Kaycee – 2009  
 Odom, Michael – 1998-99-00-01-02 (manager)  
 O'Donnell, Mike – 2004  
 Outlaw, David – 1977-78-79 (manager)

## P

Painter, DeShawn – 2010-11-12  
 Palek, Paul – 2001 (manager)  
 Parks, T. N. – 1921-22  
 Parzych, Scott – 1979-80-81-82  
 Payne, Raymond – 1939  
 Perkins, Donnie – 1978-79  
 Perry, Max – 1981-82  
 Petty, Benjamin – 1999-00  
 Phillips, E.J. – 1913-14  
 Phillips, Matt – 1994-95 (manager)  
 Pickens, F.P. – 1925-26  
 Pickett, Howard – 1976 (manager)  
 Pierre, Russell – 1984-85  
 Pinder, Kindal – 1978-79  
 Pinkins, Al – 1996-97  
 Pittman, Kenneth – 2007  
 Pond, Nick – 1955-56-57  
 Poston, Kenny – 1986-87-88-89  
 Powell, Josh – 2002-03  
 Proctor, Walter – 1982-83  
 Pucillo, Lou – 1957-58-59  
 Pungor, John – 1961-62  
 Purcell, John – 2011  
 Purvis, Rodney – 2013

## Q

Quick, Betsy – 1996-97 (athletic trainer)

## R

Rabb, Walter – 1936-37  
 Ramsey, Tor – 1988 (manager)  
 Ranzino, Sam – 1948-49-50-51  
 Raymond, Jaqawn - 2012  
 Rennie, Jim – 1935-38-39  
 Rex, Ray – 1934-35  
 Richards, Geoff – 1995-96  
 Richter, John – 1957-58-59  
 Ripple, J.H. – 1920-21  
 Risinger, Jim – 1969-70-71  
 Ritter, Chris – 1991  
 Rivers, Morris – 1974-75  
 Roach, Will – 2002-03-04-05  
 Robinson, Anthony – 1991-92  
 Robinson, Jevoni – 2013-14  
 Robinson, Les – 1963-64  
 Rohloff, Ken – 1961-62-63  
 Rose, Bud – 1931-32  
 Ross, Scott – 2005-06-07 (manager)  
**Rowan, Maverick - 2016**  
 Russell, H. E. – 1931  
 Ruta, Scott – 1987-88 (manager)

## S

Sakas, G.A. – 1944  
 Scheffel, Ronnie – 1953-54-55  
 Schwartz, Brent – 1998-99 (athletic trainer)  
 Seale, Donnie – 1992-93  
 Seitz, Bob – 1955-56-57  
 Seitz, Evan – 2000-01-02-03-04 (manager)  
 Serdich, Joe – 1967-68-69  
 Sevier, James – 1939-40  
 Shackelford, Charles – 1986-87-88  
 Shackelford, Terry – 1984  
 Shavlik, Ronnie – 1954-55-56  
 Sherrill, Fred – 1977  
 Sherrill, Scooter – 2001-02-03-04  
 Simmons, Cedric – 2005-06  
 Simon, Jason – 1990-91-92 (manager)  
 Simons, Adam – 2004  
 Sinnock, Pom – 1963  
 Sloan, Mike – 1974-75 (manager)  
 Sloan, Norman – 1947-48-49  
 Smith, Kendall – 2009-10-11-12  
 Smith, Ray – 1939-40  
 Smith, Tracy – 2008-09-10-11  
 Smoral, Steve – 1972  
 Snow, Harold – 1947  
 Speaks, Jon – 1961-62-63  
 Speight, Bobby – 1951-52-53  
 Spence, Phil – 1974-75-76  
 Stepanovich, George – 1957-58-59  
 Stine, Charles – 1947-48-49  
 Stoddard, Tim – 1973-74-75  
 Stokan, Gary – 1977  
 Strayhorne, G. V. – 1941-42  
 Strong, Danny – 1996-97  
 Stroup, Howell – 1938-39-40  
 Sudhop, Glenn – 1976-77-78-79  
 Summey, Michael – 1997-98 (manager)  
 Sutton, Jason – 1994-95-96-97  
 Swartzberg, F.L. – 1944

## T

Tabscot, J. C. – 1941-42  
 Talib, Idris – 1999-00  
 Taylor, Phil – 1964-65  
 Temple, Ben – 1916-17  
 Terrell, Tommy – 1995-96 (manager)  
 Terrill, Lee – 1950-51  
 Thomas, Johnny – 2009-10  
 Thompson, David – 1973-74-75  
 Thompson, Harold – 1981-82-83-84  
 Thompson, John – 1985  
 Thompson, Kevin – 1990-91-92-93  
 Thompson, Mel – 1952-54  
 Thornton, Damon – 1997-98-99-00-01  
 Tilley, Doug – 1969-70-71  
 Towle, Monte – 1973-74-75  
 Tortoriello, Ronnie - 2011-12 (manager)  
 Trifunovich, Nick – 1967-68  
 Trogden, R. B. – 1929 (manager)  
 Turner, Howard – 1942-44  
 Turner, Ralston - 2014-15  
 Tyler, Dick – 1952-53-54

## U

Upton, Blake – 1999 (manager)  
 Urban, Michael – 1997-98 (manager)

## V

Vandenberg, Jordan – 2010-11-13-14  
 VanOsen, Henry – 1935-36-37  
 Vickers, Tommy – 1990-91-92 (manager)

## W

Wadsworth, Tyler – 1981-82 (manager)  
 Wagner, Ivan – 1996  
 Walker, Brian – 1977  
 Walker, Steve – 1976-77  
 Wallace, Patrick - 2014-15  
 Walls, Robert R. – 1977-78-79 (manager)  
 Walters, Craig – 1976 (manager)  
 Warren, Mike – 1982-83-84-85  
 Warren, R.S. – 1928-29  
 Warren, T.J. – 2013-14  
 Warren, Tony – 1977-78-79  
 Washburn, Chris – 1986  
 Washington, Kyle - 2014-15  
 Waters, Bucky – 1956-57-58  
 Watkins, Levi – 2002-03-04-05  
 Watts, Craig – 1978-79-80-81  
 Webb, Anthony "Spud" – 1984-85  
 Weber, Phil – 1981-1984  
 Weems, Kelsey – 1986-87-88-89  
 Wells, Dan – 1969-70-71  
 Wells, Tim – 1997-98-99-00  
 Wherry, Dan – 1960-61-62  
 White, Dan – 1984-85 (manager)  
 White, Tyler – 2010-11-12 (manager)  
 Whitefield, Jim – 1962-63  
 Whitley, Roland – 1989-90  
 Whitney, Charles – 1977-78-79-80  
 Whitt, Steve – 1982 (manager)  
 Whittenburg, Dereck – 1980-81-82-83  
 Wilkins, Ben – 1998-99-00-01 (manager)  
 Wilkins, Damien – 2000-01  
 Williams, Chad – 2007-08  
 Williams, C.J. – 2009-10-11-12  
 Williams, Cornelius – 1998-99-00-01  
 Williams, Marshall – 2000  
 Williams, Walt – 1995 (manager)  
 Williford, Vann – 1968-69-70  
 Wilson, Marcus – 1993-94-95-96  
 Womble, Rufus – 1934  
 Wood, Scott – 2010-11-12-13  
 Woodward, J. – 1930  
 Worsley, Larry – 1964-65-66  
 Wright, E. E. – 1929  
 Wright, Eddie – 1971 (manager)

## Y

York, Melton – 1935-36-37  
 York, Smedes – 1963  
 Young, Henry – 1928-29  
 Yurin, Bernie – 1951-52-53

**Bold indicates current player.**





## DICK DICKEY

6-1 • FORWARD  
ALEXANDRIA, IN  
PLAYED: 1946-50

**All-American: 1948 – Helms Foundation (1st), Converse (2nd), Associated Press (3rd); 1949 – Associated Press (HM); 1950 – Associated Press (2nd), Converse (2nd), Helms (3rd)**

One of only three NC State players to earn All-America honors three times ... Is the only four-time all-conference selection in school history ... Led the Wolfpack to four straight Southern Conference titles ... Named to the

1950 NCAA Final Four all-tournament team ... Averaged 13.4 points per game in his four-year career, ranking as the school's eighth all-time leading scorer ... Following his NC State career, became the first Wolfpack player drafted by the NBA, going to the Boston Celtics in 1950.

Year	G	FG-FGA	FT-FTA	Pct	Pts	Avg
1946-47	31	155-na	68-120	.567	378	12.1
1947-48	29	158-na	133-188	.707	451	15.5
1948-49	30	122-na	111-180	.616	355	11.8
1949-50	33	155-na	150-222	.675	460	13.9
Totals	123	590-na	462-710	.651	1644	13.4



## BOBBY SPEIGHT


6-8, FORWARD  
RALEIGH, NC  
PLAYED: 1950-53

**All-American: 1952 – Helms (3rd); 1953 – Helms (2nd), Collier's Magazine (2nd), Associated Press (3rd), Converse (3rd)**

Averaged 16.9 points per game as a senior and finished his career with 1,430 points ... Earned All-Southern Conference honors in 1952 and 1953 and led his team to two league titles ... Was just the third NC State player to score more than 500 points in a season ... Ranks

fourth in school history with 1,057 career rebounds ... Called the "fastest big man in college basketball" by coach Everett Case.

Year	G	FG-FGA	Pct	FT-FTA	Pct	Reb-Avg	Pts	Avg
1950-51	37	146-464	.315	72-99	.727	337-9.1	364	9.8
1951-52	33	211-563	.375	103-160	.645	364-11.0	525	15.9
1952-53	32	218-575	.379	105-145	.724	356-11.1	541	16.9
Totals	102	575-1602	.359	280-404	.693	1057-10.4	1430	14.0



## SAMMY RANZINO

6-2, FORWARD  
GARY, IN  
PLAYED: 1947-51

**All-American: 1949 – Associated Press (HM); 1950 – Helms Foundation (1st), Converse (1st), Associated Press (2nd), UPI (3rd), Sporting News (3rd); 1951 – Consensus 1st Team (AP, UPI, Collier's Magazine, Look Magazine, NEA, Helms Foundation, International News Service), Converse (3rd).**

Joins David Thompson and Dick Dickey as one of only three NC State players to earn All-

America honors three times ... Was a consensus first-team All-America as a senior ... Scored 1,967 points during his Wolfpack career – a record that stood until 1975, when David Thompson broke that mark ... Helped NC State win four consecutive Southern Conference titles and two Dixie Classic titles ... Was the Southern Conference's Most Outstanding Player in 1950.

Year	G	FG-FGA	Pct	FT-FTA	Pct	Reb-Avg	Pts	Avg
1947-48	32	105-na	na	46-71	.648	na	256	8.0
1948-49	33	157-na	na	68-98	.694	na	381	11.5
1949-50	33	241-721	.334	142-197	.721	na	624	18.9
1950-51	34	241-760	.317	224-305	.730	220-6.5	706	20.8
Totals	132	480-671	.715	480-671	.715	NA	1967	14.9



## VIC MOLODET


5-11, GUARD  
EAST CHICAGO, IN  
PLAYED: 1953-56

**All-American: 1956 – Converse (1st)**

Teamed with Ronnie Shavlik to lead the Wolfpack to three-straight ACC Championships, beginning with the first-ever ACC Tournament in 1954 ... The Pack's point guard, delighted Reynolds Coliseum crowds with his ballhandling and flashy style of play ... Earned All-ACC honors in 1955 and 1956 ... Selected to the

All-Dixie Classic teams in 1954 and 1955 and was a member of the All-ACC Tournament squad in 1956 ... Ranks 20th in school history with 1,405 career points.

Year	G	FG-FGA	Pct	FT-FTA	Pct	Reb-Avg	Pts	Avg
1953-54	35	177-609	.291	128-200	.640	155-4.4	482	13.8
1954-55	32	157-380	.418	118-166	.711	136-4.2	432	13.5
1955-56	27	162-373	.434	167-196	.852	121-4.5	491	18.2
Totals	94	496-1362	.364	413-562	.735	412-4.4	1405	14.9



## RONNIE SHAVLIK

6-8, CENTER  
DENVER, CO  
PLAYED: 1953-56

**All-American: 1955 – Associated Press (2nd), UPI (2nd), NEA (2nd), Collier's Magazine (3rd), Converse Yearbook (3rd); 1956 – Collier's Magazine (1st), International News Service (1st), Look Magazine (1st), NEA (1st), Associated Press (2nd), UPI (2nd), Converse Yearbook (3rd), Helms Foundation (3rd)**

The all-time leading rebounder in NC State history with 1,598 career boards ... Led NC State to three ACC titles in each of his three varsity seasons ... Averaged a staggering 19.5 rebounds as a senior ... Set the school record with 35 caroms against Villanova in 1955, while also adding 49 points ... Scored 55 points against William & Mary in 1954 ... Was named the Dixie Classic MVP in 1954 and 1955 ... Named the ACC Player of the Year in 1956 and first-team All-ACC in 1955 and 1956.

Year	G	FG-FGA	Pct	FT-FTA	Pct	Reb-Avg	Pts	Avg
1953-54	35	212-572	.371	120-215	.558	472-13.5	544	15.5
1954-55	32	260-646	.402	187-267	.700	581-18.2	707	22.1
1955-56	28	177-429	.413	156-227	.687	545-19.5	510	18.2
Totals	95	649-1647	.394	463-709	.653	1598-16.8	1761	18.5



## JOHN RICHTER

6-8, CENTER  
PHILADELPHIA, PA  
PLAYED: 1956-59

**All-American: 1959 – Converse (1st), NEA (2nd)**

Finished his career with 1,109 points ... Ranks fifth all-time in school history with 936 career rebounds ... Averaged 14.2 rebounds per game as a senior in 1959 ... Was a second-team All-ACC selection in 1957 and 1958, while earning first-team honors in 1959 ... Earned All-ACC Tournament honors in 1959 ... Averaged 15.5 points as a sophomore and 17.0 points per

game his senior season ... Was a first-round pick of the Boston Celtics in the 1959 NBA draft.

Year	G	FG-FGA	Pct	FT-FTA	Pct	Reb-Avg	Pts	Avg
1956-57	24	136-262	.520	100-163	.610	305-12.7	372	15.5
1957-58	24	108-236	.457	78-130	.600	261-10.8	294	12.2
1958-59	26	158-369	.428	127-189	.672	370-14.2	443	17.0
Totals	74	402-867	.463	305-482	.632	936-12.6	1109	15.0



## LOU PUCILLO


5-9, GUARD  
PHILADELPHIA, PA  
PLAYED: 1956-59

**All-American: 1959 – Look Magazine (1st), Helms Foundation (1st), Associated Press (2nd), Converse (2nd), UPI (3rd)**

Was named the ACC Player of the Year in 1959 after leading NC State to the ACC title ... Also named the ACC's Athlete of the Year in 1959 ... Named first-team All-ACC in 1958 and 1959 ... Averaged 15.7 points per game as a junior and 14.6 points as a senior ... Had a high game of

33 points against South Carolina in the 1958 ACC Tournament ... Called the "Bob Cousy of the collegians" by sportswriters.

Year	GP	FG-FGA	Pct	FT-FTA	Pct	Reb-Avg	Pts	Avg
1956-57	24	73-171	.427	38-63	.603	31-1.3	184	7.6
1957-58	24	151-344	.436	76-105	.724	60-2.5	378	15.7
1958-59	26	160-401	.395	62-97	.635	69-2.6	382	14.6
Totals	74	384-916	.415	176-265	.664	160-2.2	944	12.8




## DAVID THOMPSON

6-4, FORWARD  
BOILING SPRINGS, NC  
PLAYED: 1972-75

**All-American: 1973 - Unanimous, consensus first-team All-American; 1974 - Unanimous, consensus first-team All-American; 1975 - Unanimous, consensus first-team All-American**

A three-time unanimous, consensus first-team All-American ... Named the AP National Player of the Year in 1974 and 1975 ... UPI Player of the Year, Dunlop Player of the Year, Naismith Award winner, Kodak Award winner in 1975 ... ACC Player of the Year in 1973, 1974 and 1975 ... Earned MVP honors in 1973 World University Games ... ACC all-time scoring leader following his career ... Named to all-tournament team in every tournament he ever played in ... Was the first pick in the 1975 NBA draft.

Year	G-GS	FG-FGA	Pct	FT-FTA	Pct	Reb-Avg	A	Pts	Avg
1972-73	27-27	267-469	.569	132-160	.825	220-8.1	56	666	24.7
1973-74	31-31	325-594	.547	155-208	.745	245-7.9	85	805	26.0
1974-75	28-28	247-635	.546	144-197	.731	229-8.2	48	838	29.9
Totals	86-86	939-1698	.553	431-565	.763	694-8.1	189	2309	26.8



## TOMMY BURLESON

7-4, CENTER  
NEWLAND, NC  
PLAYED: 1971-74

**All-American: 1973 - USBWA (1st), Universal Sports (1st), UPI (3rd), AP (HM), NABC (3rd), Sporting News (HM), Basketball Weekly (HM); 1974 - UPI (2nd)**

A three-time All-ACC selection and the winner of two Everett Case Awards as the ACC Tournament MVP ... Teamed with David Thompson to provide a lethal inside-outside combination on the Wolfpack's 1974 NCAA Championship team ...

Led the ACC in rebounding in 1972 and '73 ... A member of the 1972 U.S. Olympic basketball team ... Ranks among the Wolfpack's top 10 scorers (1,598 points) and rebounder (1,066 rebounds) ... Had 38 points and 13 rebounds in the finals of the 1974 ACC Tournament against Maryland ... NC State compiled a 73-11 record during his three years on the varsity.

Year	G	FG-FGA	Pct	FT-FTA	Pct	Reb-Avg	A	Pts	Avg
1971-72	26	214-412	.519	126-183	.689	365-14.0	na	554	21.3
1972-73	27	199-389	.512	84-115	.730	324-12.0	56	482	17.9
1973-74	31	228-442	.515	106-162	.654	377-12.2	51	562	18.1
Totals	84	641-1243	.516	316-460	.686	1066-12.7	107	1598	19.0



## KENNY CARR

6-8, FORWARD  
WASHINGTON, DC  
PLAYED: 1974-77

**All-American: 1976 - Citizens Savings Foundation (1st), The Sporting News (1st), UPI (3rd); 1977 - The Sporting News (1st), AP (HM)**

One of the finest all-around players in NC State history ... Ranked sixth in career scoring and 11th in rebounding in school record books ... Was a member of the gold-medal winning USA Olympic team in 1976 ... Led the ACC in scoring as a sophomore (26.6 ppg) and junior

(21.0 ppg) ... Was a first-team All-ACC selection as a sophomore and junior ... Named to the All-ACC Tournament team twice ... As a sophomore, recorded games of 44 and 45 points against Duke, and also 40 against Western Kentucky that season ... Was the sixth overall selection in the 1977 NBA draft.

Year	G	FG-FGA	Pct	FT-FTA	Pct	Reb-Avg	A	Pts	Avg
1974-75	28	158-301	.525	70-101	.693	201-7.2	19	386	13.8
1975-76	30	322-607	.530	154-218	.706	310-10.3	62	798	26.6
1976-77	28	230-467	.493	128-198	.646	278-9.9	48	588	21.0
Totals	86	710-1375	.516	352-517	.680	789-9.2	129	1772	20.6



## MONTE TOWE


5-7, GUARD  
CONVERSE, IN  
PLAYED: 1972-75

**All-American: 1973 - UPI Small Team (1st); 1974 - UPI Small Team (1st); 1975 - Converse Small Team (1st)**

Earned "Small-Team" All-America honors each of his three years on the Wolfpack varsity ... Teamed with David Thompson and Tommy Burleson to lead the Pack to the 1974 NCAA title ... Earned first-team All-ACC honors

in 1974 ... A heady floor leader who always seemed in command of the situation ... Ranks 11th in school history with 350 career assists.

Year	GP	FG-FGA	Pct	FT-FTA	Pct	Reb-Avg	PF-FO	A	Pts	Avg
1972-73	27	117-250	.468	35-48	.729	46-1.7	67-3	115	269	10.0
1973-74	31	168-325	.517	60-74	.811	67-2.2	82-0	119	396	12.8
1974-75	28	122-260	.469	46-64	.719	45-1.6	80-3	116	290	10.4
Totals	86	407-835	.487	141-186	.756	158-1.8	229-6	350	955	11.1




## HAWKEYE WHITNEY

6-6, FORWARD  
WASHINGTON, DC  
PLAYED: 1976-80

**All-American: 1980 - USBWA (1st), AP (HM)**

The only player to place in the top 10 of the ACC's five major statistical categories in 1979 ... Led the Wolfpack in scoring for three seasons, one of just three NC State players to accomplish that feat ... Earned first-team All-ACC honors in 1979 and '80 ... Ranks in the top five in Wolfpack history in scoring and field goals made ... Also eighth in career steals ... Is the only player in school history to be named the ACC Rookie of the Year ... Was the District Player of the Year in 1980 ... Was the 16th overall selection in the first round of the 1980 NBA draft by the then-Kansas City Kings.

Year	G	FG-FGA	Pct	FT-FTA	Pct	Reb-Avg	A	BS	S	Pts	Avg
1976-77	28	188-366	.514	34-62	.548	163-5.8	25	12	38	410	14.6
1977-78	31	193-420	.460	87-136	.640	167-5.4	56	12	37	473	15.3
1978-79	30	238-445	.535	84-118	.712	184-6.1	94	9	47	560	18.7
1979-80	28	207-397	.521	107-149	.718	138-4.9	84	19	44	521	18.6
Totals	117	826-1628	.507	312-465	.671	652-5.6	259	52	166	1964	16.8



## LORENZO CHARLES

6-7, FORWARD  
BROOKLYN, NY  
PLAYED: 1981-85

### *All-American: 1984 – AP (3rd), UPI (HM)*

Will always be remembered as the man who made the dunk that gave NC State the 1983 national championship ... Earned first-team All-ACC honors in 1984 and '85 ... Named to the NCAA All-Regional team in 1983 and '85 ... Ranks in the top 20 in school history in points and rebounds with 1,535 points and 730 caroms ... Averaged 18.1 ppg as a senior and 18.0 ppg as a junior.

Year	G-GS	Min	FG-FGA	Pct	FT-FTA	Pct	Reb-Avg	A	BS	S	Pts	Avg
1981-82	24-0	144	16-32	.500	20-32	.625	28-1.2	0	2	0	52	2.2
1982-83	36-35	928	109-201	.542	73-109	.670	215-6.0	18	15	16	291	8.1
1983-84	33-33	1156	222-411	.540	151-206	.733	275-8.3	35	26	15	595	18.0
1984-85	33-33	1104	236-411	.575	125-178	.703	212-6.4	28	23	14	597	18.1
Total	126-101	3332	583-1055	.553	369-525	.703	730-5.8	81	66	45	1535	12.2



## CHRIS CORCHIANI

6-1, GUARD  
MIAMI, FL  
PLAYED: 1987-91

### *All-American: 1990 – The Sporting News (HM); 1991 – NABC (3rd), UPI (HM)*

Finished his career as the NCAA's career leader in assists with 1,038, becoming the first player in NCAA history to break the 1,000 assist plateau ... Named second-team All-ACC in 1989 and 1991 ... Averaged 9.6 assists per game as a senior ... Equalled the ACC single-game assist record when he handed out 20 during NC State's 114-91 win over Maryland ... Was the third player in NCAA history to average over 8.0 assists for his career ... Is third in ACC history with 328 career steals ... Was an honorable mention All-America by The Sporting News in 1990.

Year	G-GS	Min	FG-FGA	Pct	3P-3PA	Pct	FT-FTA	Pct	Reb-Avg	A	BS	S	Pts	Avg
1987-88	32-21	788	61-120	.500	17-36	.472	60-72	.833	44-1.4	235	1	61	202	6.3
1988-89	31-30	1015	101-204	.495	23-54	.426	99-123	.805	78-2.5	266	4	81	324	10.5
1989-90	30-30	1125	131-311	.421	33-82	.402	99-119	.832	53-2.1	238	1	95	394	13.1
1990-91	31-31	1169	160-434	.466	51-135	.378	134-163	.822	78-2.5	299	3	91	505	16.3
Total	124-112	4097	453-978	.463	124-307	.404	392-477	.822	263-2.1	1038	9	328	1425	11.5



## TERRY GANNON


6-1, GUARD  
JOLIET, IL  
PLAYED: 1981-85

### *Academic All-American: 1984 – GTE/COSIDA; 1985 – GTE/COSIDA*

One of the most celebrated student-athletes in NC State history ... Was the winner of the Alumni Athletics Trophy, the H.C. Kennett Award, the Jon Speaks Award and a two-time CoSIDA Academic All-American ... Was awarded a prestigious NCAA postgraduate scholarship ... Averaged 7.1 points per game

for his career, and still ranks as the school's best three-point (58.9 percent) and free-throw shooter (85.4 percent).

Year	GP-GS	Min	Avg	FG-FGA	Pct	FT-FTA	Pct	Reb-Avg	PF-FO	A	TO	Blk	Stl	Pts	Avg
1981-82	25-0	134	5.4	16-40	.400	18-23	.783	8-0.3	13-0	15	18	1	8	50	2.0
1982-83	36-0	549	15.3	76-146	.520	56-62	.903	27-0.7	48-0	42	26	0	18	261	7.2
1983-84	33-27	1031	31.2	150-316	.475	75-89	.843	50-1.5	62-0	114	62	0	29	375	11.4
1984-85	33-3	531	16.1	94-227	.414	26-31	.839	23-0.7	38-0	52	26	0	14	214	6.5
Total	127-30	2245	17.7	336-729	.461	175-205	.854	108-0.9	161-0	223	132	1	69	900	7.1




## RODNEY MONROE

6-3, GUARD  
HAGERSTOWN, MD  
PLAYED: 1987-91

### *All-American: 1990 – AP (HM), The Sporting News (HM); 1991 – Basketball Weekly (1st), The Sporting News (1st), UPI (2nd), NABC (2nd), Basketball Times (3rd), AP (3rd)*

The all-time leading scorer in school history with 2,551 career points ... Selected as the ACC's Player of the Year in 1991 ... A first-team All-ACC selection in 1989 and 1991 ... Led the ACC in scoring and was seventh nationally as a senior, averaging 27.0 ppg ... Made the All-ACC Tournament squad in 1988 and 1991 ... Had a career-high 48 points, including 31 in the second half, to lead the Pack back from a 15-point deficit to defeat Georgia Tech in 1991 ... Led the ACC and set an NC State single-season record by shooting 88.5 percent from the line in 1991 ... As a sophomore, was absolutely phenomenal in the Pack's win over Iowa in the NCAA tournament, scoring 40 points ... Was an honorable mention All-America by The Sporting News and AP in 1990.

Year	G-GS	Min	FG-FGA	Pct	3P-3PA	Pct	FT-FTA	Pct	Reb-Avg	A	BS	S	Pts	Avg
1987-88	32-0	665	132-277	.477	49-114	.430	42-51	.824	77-2.4	47	4	19	355	11.1
1988-89	31-31	1064	240-513	.468	85-212	.401	98-123	.797	149-4.8	89	4	29	663	21.4
1989-90	30-30	1095	228-505	.451	84-174	.483	157-192	.818	130-4.3	75	5	25	697	23.2
1990-91	31-31	1165	285-641	.445	104-239	.435	162-183	.885	136-4.4	88	7	34	836	27.0
Total	124-92	3989	885-1936	.457	322-739	.436	459-549	.836	492-4.0	299	20	107	2551	20.6



## TOM GUGLIOTTA


6-10, FORWARD  
HUNTINGTON STATION, NY  
PLAYED: 1988-92

**All-American: 1992 – Basketball Times (3rd), NABC (3rd), Scripps-Howard (HM)**

Made dramatic improvement from his freshman year to his final campaign at NC State ... Went from averaging 2.7 points and 1.7 rebounds as a freshman to earning All-ACC honors as a junior and senior ... As a senior he finished No. 2 in the ACC in scoring (22.5), first in rebounding (9.8) and first in 3-pointers per

game (3.1) ... Was unstoppable in the Pack's 99-88 win over North Carolina as a senior, scoring his career high 36 points by nailing 11-of-17 field goals, including 8-of-14 from 3-point range ... Ranks among the top 15 in school history in nearly every statistical category, evidence of his outstanding all-around game ... Selected No. 6 overall by the Washington Bullets in the 1992 NBA Draft.

Year	G-GS	Min	FG-FGA	Pct	3P-3PA	Pct	FT-FTA	Pct	Reb-Avg	A	BS	S	Pts	Avg
1988-89	21-0	171	18-42	.429	1-2	.500	19-29	.655	35-1.7	5	1	10	56	2.7
1989-90	30-29	889	135-268	.504	23-47	.489	41-61	.672	211-7.0	47	12	48	334	11.1
1990-91	31-31	1123	170-340	.500	66-166	.398	65-101	.644	281-9.1	87	34	53	471	15.2
1992-93	30-30	1107	240-534	.449	93-233	.399	102-149	.685	293-9.8	92	15	62	675	22.5
Totals	113-92	3287	563-1184	.476	183-448	.408	227-340	.668	820-7.3	231	62	173	1536	13.6



## JULIUS HODGE

6-7, FORWARD/GUARD  
HARLEM, N.Y.  
PLAYED: 2001-2005

**All-American: 2004 – Sporting News (1st); espn.com (1st); College Insider (1st); AP (2nd); USBWA (2nd); NABC (2nd)**

As a junior, was a consensus second-team All-American, he was a first-team choice by The Sporting News, ESPN.com and college-insider.com and was a second-team choice of the Associated, the NABC and the U.S.

Basketball Writers Association all during his junior season ... The 2004 ACC Player-of-the-Year ... A first-team All-ACC choice as both a sophomore and junior ... Named ACC Player of the Week twice during the year ... Led the ACC in field goal percentage at 50.7%, and was second in scoring with 18.2 points an outing ... Led the ACC with his 192 free throw attempts and 159 made free throws ... Finished his career ranked third in school history in scoring, first in minutes played ... Selected No. 20 overall by the Denver Nuggets in 2005.

Year	G-GS	Min	FG-FGA	Pct	3P-3PA	Pct	FT-FTA	Pct	Reb-Avg	A	BS	S	Pts	Avg
2001-02	33-33	907	115-260	.442	33-95	.347	89-120	.742	160-4.8	71	10	31	352	10.7
2002-03	31-31	1093	164-374	.439	41-125	.328	179-219	.817	190-6.1	109	23	39	548	17.7
2003-04	31-29	1081	189-373	.507	26-72	.361	159-192	.828	198-6.4	112	25	43	563	18.2
2004-05	34-32	1177	197-400	.493	14-55	.255	169-253	.668	225-6.6	162	24	48	577	17.0
Total	129-125	4258	665-1407	.473	114-347	.329	596-784	.760	773-6.0	454	82	161	2040	15.8



## TODD FULLER


6-10, CENTER  
CHARLOTTE, NC  
PLAYED: 1992-96

**All-American: 1996 – AP (HM)**  
**Academic All-American: 1995 – GTE/COSIDA, 1996 – GTE/COSIDA**

Was one of the country's premier student-athletes ... Named a GTE/CoSIDA first-team Academic All-American as a junior and senior ... Was named the 1996 Payne Webber Scholar-Athlete of the Year after sporting a

GPA of 3.97 ... Was a member of NC State's first Phi Beta Kappa class ... Also excelled on the court, earning All-ACC honors three times ... Was a unanimous first-team All-ACC selection as a senior, leading the ACC in scoring (20.9 ppg) and was second in rebounding (9.9 per game) ... Ranks 11th in school history in scoring (1,589), sixth in rebounding (887), and fourth in blocked shots (147) ... A 1996 NBA lottery pick by the Golden State Warriors (11th overall).

Year	G-GS	Min	FG-FGA	Pct	3P-3PA	Pct	FT-FTA	Pct	Reb-Avg	A	BS	S	Pts	Avg
1992-93	27-2	413	53-116	.457	1-2	.500	34-44	.773	97-3.6	6	8	1	141	5.2
1993-94	30-30	875	144-299	.488	0-4	.000	67-89	.753	253-8.4	33	38	11	355	11.8
1994-95	27-27	816	164-316	.519	0-6	.000	116-138	.841	229-8.5	35	45	7	440	16.3
1995-96	31-31	1044	225-445	.506	16-43	.372	183-229	.799	308-9.9	39	56	10	649	20.9
Total	115-90	3148	586-1176	.498	17-55	.309	400-500	.800	887-7.7	113	147	29	1585	13.8



## T.J. WARREN

6-8, FORWARD  
DURHAM, N.C.  
PLAYED: 2012-2014

**All-American: 2014 – Sporting News (2nd); AP (2nd); NABC (3rd); USBWA (3rd)**

Named 2014 ACC Player of the Year by both coaches and media ... Led ACC in scoring and field goal percentage in 2014, becoming third player ever to do so ... Averaged 24.9 points per game, the fifth-highest mark in NC State history ... Scored 25.5 points per game in ACC play while leading the conference in

steals in league play ... Recorded 9 games with 30+ points as a sophomore ... Scored 41 points or more twice ... 2013 All-ACC Freshmen Team ... Posted second-highest field goal percentage in school history as a freshman ... A 2014 NBA lottery pick by the Phoenix Suns (14th overall).

Year	G-GS	Min	FG-FGA	Pct	3P-3PA	Pct	FT-FTA	Pct	Reb-Avg	A	BS	S	Pts	Avg
2012-13	35-14	944	186-299	.622	14-27	.519	39-72	.542	146-4.2	28	15	42	425	12.1
2013-14	35-35	1238	342-652	.525	31-116	.267	156-226	.690	250-7.1	40	21	63	871	24.9
Total	70-49	2182	528-951	.555	45-143	.315	195-298	.654	396-5.7	68	36	105	1296	18.5

## ASSISTANT COACH DIRECTORY

(since 1947)

Name	Year(s)
Tom Abatemarco	1983-86
Butter Anderson	1947-55
Eddie Biedenbach	1970-78, 1994-96
Vic Bubas	1952-55 (FC), 1956-59
Charlie Bryant	1965-70
Pete Coker	1967 (FC)
Ed Conroy	1992-93
Al Daniel	1991-96
<b>Jeff Dunlap</b>	<b>2011-Present (OP)</b>
<b>Orlando Early</b>	<b>2011-Present</b>
Sam Esposito	1968-69 (FC), 1970-78
Larry Farmer	2012 (DPD)
Marty Fletcher	1979-82
Justin Gainey	2009 (OP)
Terry Gannon	1986 (SA)
John Groce	1997-00
Larry Harris	1997-11
Kenya Hunter	2002-04 (OP)
Larry Hunter	2002-05
Quentin Jackson	2007-08 (OP)
Wilbert Johnson	1974-78
Brian Lane	1993-95
Stan Lewter	1987-90
Bobby Lutz	2012-16
Press Maravich	1962-64
Ray Martin	1980-88
Benny McKaig	1980-82
Ed McLean	1982-87
Archie Miller	2004-05 (OP) 2006
Sean Miller	1997-01
Greg Morland	2006 (OP)
Clay Moser	1988-89 (VC)
<b>Rob Moxley</b>	<b>2011-2016</b>
	<b>2016-Present (DPD)</b>
Art Musselman	1971-74
Ernie Myers	1987 (SA)
Buzz Peterson	1991-93
George Pickett	1960-61 (FC), 1962
Mark Phelps	1997-00 (OP), 2001-06
<b>Butch Pierre</b>	<b>2016-Present</b>
Lou Pucillo	1962-64 (FC)
Les Robinson	1965-66 (FC)
<b>Heath Schroyer</b>	<b>2016-Present</b>
Dick Stewart	1984-85 (VC), 1987-90
Gary Stokan	1978 (GA), 1979-80
Pete Strickland	2007-11
Lee Terrill	1956-59 (FC), 1960-61
Monte Towe	1979-80 2007-11
Levi Watkins	2009-11 (OP) 2011-13 (ZOP)
Dereck Whittenburg	1986 (SA), 1989-90 2013-16 (DPD)

Bold indicates current staff.

GA — Graduate Assistant Coach

SA — Student Assistant Coach

VA — Volunteer Assistant Coach

FC — Freshman Coach

OP — Director of Basketball Operations

ZOP - Asst. Director of Basketball Operations

DPD - Director of Player Development

NOTE: years listed are dates when season ended

## YEAR-BY-YEAR

(since 1947)

### EVERETT CASE ERA

1946-47	Butter Anderson
1947-48	Butter Anderson
1948-49	Butter Anderson
1949-50	Butter Anderson
1950-51	Butter Anderson
1951-52	Butter Anderson, Vic Bubas
1952-53	Butter Anderson, Vic Bubas
1953-54	Butter Anderson, Vic Bubas
1954-55	Butter Anderson, Vic Bubas
1955-56	Vic Bubas, Lee Terrill
1956-57	Vic Bubas, Lee Terrill
1957-58	Vic Bubas, Lee Terrill
1958-59	Vic Bubas, Lee Terrill
1959-60	Lee Terrill, George Pickett
1960-61	Lee Terrill, George Pickett
1961-62	George Pickett, Lou Pucillo
1962-63	Press Maravich, Lou Pucillo
1963-64	Press Maravich, Lou Pucillo
1964-65	Press Maravich*, Charlie Bryant

### PRESS MARAVICH ERA

1965-66	Charlie Bryant, Les Robinson
---------	------------------------------

### NORM SLOAN ERA

1966-67	Charlie Bryant, Pete Coker
1967-68	Charlie Bryant, Sam Esposito
1968-69	Charlie Bryant, Sam Esposito
1969-70	Eddie Biedenbach, Charlie Bryant, Sam Esposito
1970-71	Eddie Biedenbach, Sam Esposito, Art Musselman
1971-72	Eddie Biedenbach, Sam Esposito, Art Musselman
1972-73	Eddie Biedenbach, Sam Esposito, Art Musselman
1973-74	Eddie Biedenbach, Sam Esposito, Art Musselman
1974-75	Eddie Biedenbach, Sam Esposito, Wilbert Johnson
1975-76	Eddie Biedenbach, Sam Esposito, Wilbert Johnson
1976-77	Eddie Biedenbach, Sam Esposito, Wilbert Johnson
1977-78	Eddie Biedenbach, Sam Esposito, Wilbert Johnson, Gary Stokan
1978-79	Marty Fletcher, Gary Stokan, Monte Towe
1979-80	Marty Fletcher, Gary Stokan, Monte Towe

### JIM VALVANO ERA

1980-81	Marty Fletcher, Ray Martin, Benny McKaig
1981-82	Marty Fletcher, Ray Martin, Benny McKaig
1982-83	Tom Abatemarco, Ray Martin, Ed McLean
1983-84	Tom Abatemarco, Ray Martin, Ed McLean, Dick Stewart
1984-85	Tom Abatemarco, Ray Martin, Ed McLean, Dick Stewart
1985-86	Tom Abatemarco, Terry Gannon, Ray Martin, Ed McLean, Dereck Whittenburg
1986-87	Ray Martin, Ed McLean, Ernie Myers, Dick Stewart
1987-88	Clay Moser, Stan Lewter, Ray Martin, Dick Stewart
1988-89	Clay Moser, Stan Lewter, Dick Stewart, Dereck Whittenburg
1989-90	Stan Lewter, Dick Stewart, Dereck Whittenburg

### LES ROBINSON ERA

1990-91	Ed Conroy, Al Daniel, Buzz Peterson
1991-92	Ed Conroy, Al Daniel, Buzz Peterson
1992-93	Ed Conroy, Al Daniel, Buzz Peterson
1993-94	Eddie Biedenbach, Al Daniel, Brian Lane
1994-95	Eddie Biedenbach, Al Daniel, Brian Lane
1995-96	Eddie Biedenbach, Al Daniel

### HERB SENDEK ERA

1996-97	John Groce, Larry Harris, Sean Miller
1997-98	John Groce, Larry Harris, Sean Miller
1998-99	John Groce, Larry Harris, Sean Miller
1999-00	John Groce, Larry Harris, Sean Miller
2000-01	Larry Harris, Sean Miller, Mark Phelps
2001-02	Larry Harris, Larry Hunter, Mark Phelps
2002-03	Larry Harris, Larry Hunter, Mark Phelps
2003-04	Larry Harris, Larry Hunter, Mark Phelps
2004-05	Larry Harris, Larry Hunter, Mark Phelps
2005-06	Larry Harris, Archie Miller, Mark Phelps

### SIDNEY LOWE ERA

2006-07	Larry Harris, Pete Strickland, Monte Towe
2007-08	Larry Harris, Pete Strickland, Monte Towe
2008-09	Larry Harris, Pete Strickland, Monte Towe
2009-10	Larry Harris, Pete Strickland, Monte Towe
2010-11	Larry Harris, Pete Strickland, Monte Towe

### MARK GOTTFRIED ERA

2011-12	Bobby Lutz, Orlando Early, Rob Moxley
2012-13	Bobby Lutz, Orlando Early, Rob Moxley
2013-14	Bobby Lutz, Orlando Early, Rob Moxley
2014-15	Bobby Lutz, Orlando Early, Rob Moxley
2015-16	Bobby Lutz, Orlando Early, Rob Moxley
2016-17	Orlando Early, Butch Pierre, Heath Schroyer

*\* Took over as head coach two games into the season after Everett Case retired after becoming sick.*

## 0

DeShawn Painter (2011) †  
Rodney Purvis (2012-13)  
**Abdul-Malik Abu (2014-Pres.)**

## 00

Danny Strong (1996-97)

## 1

Damien Wilkins (2000-01)  
J.J. Hickson (2008)  
Richard Howell (2010-13)  
Trevor Lacey (2013-2015)

## 2

Anthony Grundy (2000-02)†  
Simon Harris (2008-09)  
Lorenzo Brown (2011-13)  
Anthony Barber (2013-14) †

## 3

Clyde Austin (1977-80)  
Mickey Hinnant (1989-90)  
Lakista McCuller (1992-95)  
Damon Thornton (1996-01)  
Ilian Evtimov (2002-06)  
Darrell Davis (2007)  
**Terry Henderson (2014-15)**

## 4

Dereck Whittenburg (1980-83)†  
Spud Webb (1984-85)†  
Mark Davis (1992-95)  
Ivan Wagner (1996)  
Carl Lentz (1999)  
Michael Bell (2001)  
Dovonte Edwards (2002)  
O'Donnell, Mike (2004)  
Will Roach (2005)†  
Courtney Fells (2006-09)  
Enrico Kufuor (2010-11)†  
Chris Brickhouse (2014-15) †

## 5

Donnie Seale (1992-93)  
Ishua Benjamin (1995-98)  
Brian Keeter (1999-02)  
Chris McCoy (2006)  
Enrico Kufuor (2009)†  
DeShawn Painter (2010)  
C.J. Leslie (2010-13)  
Desmond Lee (2013-15)

## 10

Whitey Bell (1954-58)†  
Bob McCann (1959-61)  
Tommy Mattocks (1964-66)  
Dick Braucher (1967-69)  
Carl Lile (1972)  
Mo Rivers (1974-75)  
Al Green (1976-77)  
Max Perry (1981-82)  
Tommy DiNardo (1983-84)  
Nate McMillan (1985-86)\*  
Jason Sutton (1994-97)  
Justin Flatt (2003)  
Chris McCoy (2004)  
Braxton Albritton (2005-07)  
Javier Gonzalez (2008-11)  
Chase Cannon (2011-12) †  
**Lennard Freeman (2013-15)**

## 11

Kelsey Weems (1986-89)  
Curtis Marshall (1992-94, 96)  
Archie Miller (1998-02)  
Gavin Grant (2005-08)

## 12

Marvin Kessler (1956-57)†  
Jim Whitfield (1962-63)  
Larry Worsley (1964-66)

Paul Coder (1970-72)  
George McLain (1983-85)  
Adam Fletcher (1991-92)  
Justin Gaine (1997-2000)  
Dominick Mejia (2003-04)  
Farnold Degand (2008-10)  
Ryan Harrow (2011)  
Tyler Lewis (2012-14)  
Anthony Barber (2014-16)

## 13

Panagiotis Fasoulas (1956-58)  
Chris Corchiani (1988-91)  
Cameron Bennerman (2003-06)  
Marcus Johnson (2008)  
Spencer Greenway (2009)  
Thomas de Thae (2012)  
**Chris Corchiani, Jr. (2014-Pres.)**

## 14

Bucky Waters (1956-58)†  
John Punger (1961-62)  
Larry Lakins (1963-65)  
Vann Williford (1968-70)\*  
Greg Hawkins (1973-74)  
Brian Walker (1977)  
Phil Weber (1981-84)  
Vinnie Del Negro (1985-88)\*  
Al Pinkins (1996-97)  
Engin Atsür (2004-07)  
Jordan Vandenberg (2010-14)  
Caleb Martin (2014-15)

## 15

Dinky Proctor (1982-83)  
Roland Whitley (1989-90)  
Ron Anderson (1997-98)  
Idris Talib (1999-2000)†  
Trevor Ferguson (2007-09)  
Scott Wood (2009-13)  
Chris Brickhouse (2013-14)  
Cody Martin (2014-15)  
**Chris Brickhouse (2016)**

## 20

Lou Pucillo (1957-59)†\*  
Denny Lutz (1960-62)  
Gary Hale (1965-66)  
Bill Benson (1971)  
Steve Smoral (1972)  
Craig Davis (1975-78)  
Jeremy Hyatt (1994-97)  
Brian Neiman (2006-07)  
Jay Lewis (2011-13)  
Patrick Wallace (2013-15)

## 21

Andy Kennedy (1987)  
Rodney Monroe (1988-91)  
Kenny Inge (1998-01)  
Levi Watkins (2002-05)  
Bartosz Lewandowski (2007)  
C.J. Williams (2009-12)  
**BeeJay Anya (2013-Pres.)**

## 22

Bob MacGillivray (1957-59)†  
John Key (1963)  
Ken Rohloff (1961-63)  
Billy Moffitt (1967-68)  
Nick Trifunovich (1967-68)  
Rick Holdt (1971-73)  
Dwight Johnson (1974)  
Darnell Adell (1976)  
Spud Webb (1984-85)†  
Brian Howard (1987-90)  
Migjen Bakalli (1991-93)  
John Hampton (1999-00)  
Will Roach (2001-2004)†  
Tony Bethel (2005-06)  
Kenneth Pittman (2007)

Clayton Beard (2008)  
Kendall Smith (2009)†  
Josh Davis (2010)  
Ben Amos (2011)  
Ralston Turner (2012-14)  
**Shaun Kirk (2015-Pres.)**

## 23

Bennie Bolton (1984-87)  
Jamie Knox (1989-90, 92)  
C.C. Harrison (1995-98)  
Adam Harrington (1999)  
Scooter Sherrill (2001-2004)  
Brandon Costner (2006)†  
Tracy Smith (2008-11)

## 24

John Richter (1957-59)†\*  
Ken Clark (1957-58, 60)†  
Terry Litchfield (1961)  
John Key (1963)  
Gary Hale (1965-66)†  
Paul Hudson (1967)  
Rick Anheuser (1969-70)  
Tommy Burleson (1972-74)\*  
Tony Warren (1977-79)  
Terry Gannon (1982-85)  
Tom Gugliotta (1989-92)\*  
Anthony Grundy (1999)†  
Trey Guidry (2001)  
Julius Hodge (2002-05)\*  
Julius Mays (2009-10)  
T.J. Warren (2012-14)

## 25

Monte Towe (1973-75)\*  
Gary Stoken (1977)  
Dereck Whittenburg (1980-83)†\*  
David Lee (1989, 91)  
Marcus Wilson (1993-96)  
Tim Wells (1997-2000)  
Chad Williams (2007-08)  
Kendall Smith (2010-12)†  
Chase Cannon (2012-15)

## 30

Ken Clark (1957-58, 60) †  
Russ Marvel (1960-62)  
Hal Blondeau (1964-66)  
Bill Mavredes (1967-69)  
Ed Leftwich (1970-71)  
Phil Spence (1974-76)  
Harold Thompson (1981-84)  
Kenny Poston (1986-89)  
Idris Talib (1999)  
Clifford Crawford (2000-03)  
Johnny Thomas (2009-10)  
Staats Battle (2011-15)

## 31

Ernie Myers (1983-86)  
Geoff Richards (1995-96)  
Dennis Horner (2007-10)

## 32

Tom Hopper (1956-58)†  
Bruce Hoadley (1959-61)  
Pom Sinnock (1963)  
Jerry Moore (1965-66)  
Al Heartley (1969-71)  
Joe Cafferky (1972-73)  
Kenny Carr (1975-77)\*  
Russell Pierre (1984-85)  
Avie Lester (1987-90)  
Ricky Daniels (1994-95)  
Andre McCullum (1996)  
Keith Bean (1999)  
Marshall Williams (2000)  
Jordan Collins (2002-05)  
Kyle Washington (2013-2015)

## 33

Robert Jackson (1975-76)  
Art Jones (1978-81)  
Alvin Battle (1983-84)  
Charles Shackelford (1986-88)  
Anthony Robinson (1991-92)  
Cornelius Williams (1997-01)  
Josh Powell (2002-03)  
Cedric Simmons (2005-06)  
Brandon Costner (2007-09)†

## 34

Dan Englehardt (1958-60)  
Jon Speaks (1961-63)  
Eddie Biedenbach (1965-66, 68)  
Jim Risinger (1969-71)  
Craig Kuszmaul (1973-75)  
Dirk Ewing (1976-77)  
Kenny Matthews (1978-81)  
Quinton Leonard (1982-83)  
Rodney Butts (1984)  
Walker Lambiotte (1986-87)  
Bryant Feggins (1990-91, 94)  
Adam Simons (2004-05)  
Ben McCauley (2006-09)  
Jevoni Robinson (2012-14)

## 35

Sidney Lowe (1980-83)\*  
Quentin Jackson (1985-88)

## 40

Smedes York (1963)  
Sam Gealy (1965-66)  
Nelson Isley (1968-69)  
Mark Moeller (1973-75)  
Scott Parzych (1979-82)  
Walt Densmore (1983)  
Tevlin Binns (1986-87)  
Chuck Kornegay (1993)  
Ron Kelley (1998-01)  
Andrew Brackman (2005-06)  
Kaycee Obi-Gwacham (2009-10)

## 41

Tiny Pinder (1978-79)  
Thurl Bailey (1980-83)\*  
John Thompson (1985)  
Mike Giomi (1987)

## 42

Don Gallagher (1958-60)  
Pete Aukel (1962-64)†  
Les Robinson (1963-64)  
Dan Wells (1969-71)  
Tim Stoddard (1973-75)  
Steve Walker (1976-77)  
Craig Watts (1978-81)  
Mike Warren (1982-85)  
Kevin Thompson (1990-93)

## 43

Hawkeye Whitney (1977-80)  
Lorenzo Charles (1982-85)  
**(Number Now Retired)**  
Stan Niewierowski (1959-61)  
Ron Gossell (1963)  
Ray Hodgdon (1964-66)  
Joe Serdich (1967-69)  
Bob Heuts (1971)  
David Thompson (1973-75)

## 45

Donnie Perkins (1978-79)  
Cozell McQueen (1982-85)  
Marc Lewis (1991-93)

Luke Buffum (1996-98)  
Benjamin Petty (1999-2000)  
Justin Clark (2007)

## 50

Dan Wherry (1960-62)  
Phil Taylor (1964-65)  
Bill Kretzer (1966-68)  
Doug Tilley (1969-71)  
Steve Graham (1972)  
Terry Shackelford (1984)  
Chris Washburn (1986)  
Steve Norton (1996-97)  
Kristian Jensen (2001)

## 52

George Stepanovich (1957-59)†  
Anton Muehlbauer (1960-61)  
Don Greiner (1963)  
Joe Dunning (1970-71)  
Steve Nuze (1972-74)  
Chuck Nevitt (1980-82)  
Chucky Brown (1986-89)  
Todd Fuller (1993-96)\*

## 54

Bob DiStefano (1959-61)  
Pete Aukel (1962-64)†  
Pete Coker (1965-66)  
Robert McLean (1967-68)  
Renaldo Lovisa (1970-72)  
Glenn Sudhop (1976-79)  
Brian D'Amico (1988-90)  
Bill Kretzer, Jr. (1994-96)  
Marcus Melvin (2001-04)

## 55

Chuck Nevitt (1980-82)†

## 70

Dick Dickey (1947-50)\*

## 71

Charlie Stine (1947-49)  
Whitey Bell (1954-58)†

## 72

Jack McComas (1947-49)  
Dave Gotkin (1952-55)†  
Marvin Kessler (1956-57)†

## 73

Paul Brandenburg (1951-53)  
Vic Molodet (1954-56)\*

## 74

Bobby Goss (1951-53)  
Dick Tyler (1952-54)  
John Maglio (1955-57)

## 75

Norm Sloan (1947-49)  
Lee Terrell (1950-51)  
Dave Gotkin (1952-55)†  
Bucky Waters (1956-58)†

## 76

Lio Katkaveck (1942, 46-48)  
Bob Garrison (1949)  
Cliff Hafer (1955-57)

## 77

Sam Ranzino (1948-51)\*

## 78

Vic Bubas (1948-51)  
Ronald Scheffel (1953-55)  
Lou Pucillo (1957-59)†\*

## 79

Warren Cartier (1947-50)  
Bill Kukoy (1951-53)  
Tom Hopper (1956-58)†

## 80

Joe Harand (1949-50)†  
Bobby Speight (1951-53)\*  
Phil DiNardo (1954-56)  
Ken Clark (1957-58, 60)†

## 81

Bob Cook (1950-51)  
Herb Applebaum (1953-54)  
Bob MacGillivray (1957-59)†

## 82

Bob Hahn (1947-49)  
Bernie Yurin (1951-53)  
Nick Pond (1955-57)

## 83

Eddie Bartels (1947-49)  
Joe Harand (1949-50)†  
Mel Thompson (1952, 54)  
George Stepanovich (1957-59)

## 84

Paul Horvath (1948-51)  
Joe Harand (1949-50)†  
Ronnie Shavlik (1954-56)\*  
John Richter (1957-59)\*

## 85

Eddie Morris (1951-53)  
Lou Dickman (1954-56)

## 86

Dan Knapp (1952-53)

## 87

Cliff Dwyer (1954-56)

## 88

Bob Seitz (1955-57)

† – indicates that the player wore two different numbers during his career

\* – indicates that the player's jersey (not the number) has been honored by NC State.

David Thompson's No. 44 is the only number in school history to be retired. Players that did not letter during their career have not been included.

**Bold** indicates current player.

## NATIONAL/NCAA HONORS

### National Player of the Year

1974	David Thompson (Associated Press)
1975	David Thompson (AP, UPI, USBWA, NABC, Sporting News)

### James Naismith Award

1975	David Thompson
------	----------------

### Eastman Kodak Award

1975	David Thompson
------	----------------

### Dunlop Athlete of the Year

1975	David Thompson
------	----------------

### National Coach of the Year

1973	Norm Sloan (Basketball Weekly)
1974	Norm Sloan (AP, USBWA)
1983	Jim Valvano (Eastern Basketball, Spalding, Hawkeye Rebounders Club, Medalist Sports Industries)

### U.S. Olympians

1972	Tommy Burleson
1976	Kenny Carr

### Naismith Memorial Hall of Fame

1982	Everett Case
1996	David Thompson

### NCAA Silver Anniversary Award

1981	Ronnie Shavlik
------	----------------

### Paine Webber Scholar Athlete of the Year

1996	Todd Fuller
------	-------------

### GTE Academic All-America of the Year

1996	Todd Fuller
------	-------------

### GTE/COSIDA Academic All-America

1984	Terry Gannon
1985	Terry Gannon
1995	Todd Fuller
1996	Todd Fuller

### NCAA Postgraduate Scholarship Winners

1966	Pete Coker
1985	Terry Gannon
1996	Todd Fuller

## ACC HONORS

### ACC ATHLETE OF THE YEAR

1959	Lou Pucillo
1973	David Thompson
1975	David Thompson

### ACC PLAYER OF THE YEAR

1956	Ronnie Shavlik
1959	Lou Pucillo
1973	David Thompson
1974	David Thompson
1975	David Thompson
1991	Rodney Monroe
2004	Julius Hodge
2014	T.J. Warren

### ACC COACH OF THE YEAR

1954	Everett Case
1955	Everett Case
1958	Everett Case
1965	Press Maravich
1970	Norm Sloan
1973	Norm Sloan
1974	Norm Sloan
1989	Jim Valvano
2004	Herb Sendek

### ACC ROOKIE OF THE YEAR

1977	Hawkeye Whitney
------	-----------------

### ALL-ACC (1ST TEAM)

1954	Mel Thompson
1955	Ronnie Shavlik
1956	Ronnie Shavlik
	Vic Molodet
1958	Lou Pucillo
1959	Lou Pucillo
	John Richter
1962	Jon Speaks
1965	Larry Lakins
1966	Eddie Biedenbach
1968	Eddie Biedenbach
1969	Vann Williford
1970	Vann Williford
1972	Tommy Burleson
1973	David Thompson
	Tommy Burleson
1974	David Thompson
	Monte Towe
1975	David Thompson
1976	Kenny Carr
1977	Kenny Carr
1979	Hawkeye Whitney
1980	Hawkeye Whitney
1983	Thurl Bailey
	Sidney Lowe
1984	Lorenzo Charles
1985	Lorenzo Charles
1988	Vinny Del Negro
	Charles Shackelford
1989	Chucky Brown
	Rodney Monroe
1991	Rodney Monroe
1992	Tom Gugliotta
1996	Todd Fuller
2002	Anthony Grundy
2003	Julius Hodge
2004	Julius Hodge
2013	Richard Howell
2014	T.J. Warren
2015	Cat Barber

### ALL-ACC (2ND TEAM)

1954	Vic Molodet
1955	Vic Molodet
1957	John Richter
1958	John Richter
1959	George Stepanovich
1960	Bob DiStefano
1961	Ken Rohloff
1962	John Pungier
1963	Ken Rohloff

1966	Pete Coker
1970	Paul Coder
	Ed Leftwich
1971	Ed Leftwich
1974	Tommy Burleson
1978	Clyde Austin
	Hawkeye Whitney
1981	Sidney Lowe
1982	Thurl Bailey
	Dereck Whittenburg
1986	Chris Washburn
1989	Chris Corchiani
1990	Rodney Monroe
1991	Chris Corchiani
	Tom Gugliotta
1995	Todd Fuller
1997	C.C. Harrison
1998	C.C. Harrison
2004	Marcus Melvin
2005	Julius Hodge
2010	Tracy Smith
2012	C.J. Leslie
2013	Lorenzo Brown
2015	Trevor Lacey

### ALL-ACC (3RD TEAM)

1992	Kevin Thompson
1993	Kevin Thompson
1994	Todd Fuller
2006	Cameron Bennerman
2007	Brandon Costner
2012	Lorenzo Brown
2013	C.J. Leslie

### ACC 50TH ANNIVERSARY TEAM

2002	Tommy Burleson
	Rodney Monroe
	David Thompson
	Ronnie Shavlik

### ACC LEGEND

1999	David Thompson
2000	Tommy Burleson
2001	Norm Sloan
2002	Lou Pucillo
2003	50th Anniversary Team
2004	Chris Corchiani
2005	Kenny Carr
2006	Bob Speight
2007	Tom Gugliotta
2008	Lorenzo Charles
2009	Monte Towe
2010	Rodney Monroe
2012	Todd Fuller
2013	Dereck Whittenburg
2014	Julius Hodge

### ACC 6TH MAN OF THE YEAR

2015	BeeJay Anya
------	-------------

### MULTIPLE 1ST TEAM

#### ALL-ACC SELECTIONS

#### 3 Times

David Thompson
----------------

#### 2 Times

Ronnie Shavlik
Lou Pucillo
Eddie Biedenbach
Vann Williford
Tommy Burleson
Kenny Carr
Hawkeye Whitney
Lorenzo Charles
Rodney Monroe
Julius Hodge

### ACADEMIC ALL-ACC TEAM

1965	Pete Coker
1966	Pete Coker
	Harold Blondeau
1970	Al Heartley
	Vann Williford
1984	Terry Gannon

1985	Terry Gannon
1986	Walker Lambiotte
1987	Walker Lambiotte
1994	Todd Fuller
1995	Todd Fuller
1996	Todd Fuller
2002	Ilian Evtimov
	Josh Powell
2006	Ilian Evtimov
	Ben McCauley
2007	Ben McCauley
2009	Johnny Thomas

### ACC ALL-FRESHMAN TEAM

1995	Ishua Benjamin
1997	Damon Thornton
1998	Kenny Inge
1999	Adam Harrington
2002	Julius Hodge
	Josh Powell
2004	Engin Atsür
2007	Brandon Costner
2013	T.J. Warren

### ACC ALL-TOURNAMENT (1ST TEAM)

1954	Mel Thompson
	Ronnie Shavlik
1955	Ronnie Shavlik (MVP)
1956	Vic Molodet (MVP)
	John Maglio
1958	Lou Pucillo
1959	Lou Pucillo (MVP)
	John Richter
	George Stepanovich
1963	Ken Rohloff
1965	Larry Worsley (MVP)
	Larry Lakins
1966	Eddie Biedenbach
	Tommy Mattocks
1968	Eddie Biedenbach
	Vann Williford
1970	Vann Williford (MVP)
1971	Paul Coder
1973	Tommy Burleson (MVP)
	David Thompson
1974	Tommy Burleson (MVP)
	David Thompson
1975	David Thompson
	Kenny Carr
1977	Kenny Carr
1983	Thurl Bailey
	Sidney Lowe (MVP)
	Dereck Whittenburg
1987	Vinny Del Negro (MVP)
1988	Charles Shackelford
1991	Rodney Monroe
1997	C.C. Harrison
	Justin Gainey
2000	Damien Wilkins
2002	Anthony Grundy
	Archie Miller
2003	Julius Hodge
	Marcus Melvin
	Josh Powell
2007	Brandon Costner
	Gavin Grant
2012	C.J. Leslie
2014	T.J. Warren

### (2ND TEAM)

1954	Herb Applebaum
1955	Vic Molodet
	Phil DiNardo
1956	Ronnie Shavlik
1959	Bob MacGillivray
1960	Bob DiStefano
1965	Tommy Mattocks
1969	Vann Williford
1970	Ed Leftwich
	Joe Dunning
1971	Al Heartley



1974	Monte Towe
1975	Monte Towe
1979	Hawkeye Whitney
	Clyde Austin
1982	Dereck Whittenburg
1983	Lorenzo Charles
1985	Spud Webb
1987	Bennie Bolton
	Chuck Brown
	Charles Shackelford
1988	Vinny Del Negro
	Rodney Monroe
1991	Chris Corchiani
1997	Danny Strong
	Jeremy Hyatt
1999	Anthony Grundy
2002	Julius Hodge
	Marcus Melvin
2003	Scooter Sherrill
2004	Julius Hodge
2005	Ilian Evtimov
	Julius Hodge
2007	Engin Atsür
	Courtney Fells
	Ben McCauley
2010	Tracy Smith
	Scott Wood
2012	Lorenzo Brown
2013	Scott Wood

## EVERETT CASE AWARD

The Everett N. Case Award is presented each year to the outstanding performer in the prestigious ACC Tournament by a vote of the head basketball coaches. The award was named in honor of Coach Case for the 1965 tournament, and NC State's Larry Worsley was the first winner of the Everett Case Award.

1965	Larry Worsley
1970	Vann Williford
1973	Tommy Burleson
1974	Tommy Burleson
1983	Sidney Lowe
1987	Vinny Del Negro

## NCAA TOURNAMENT HONORS

### NCAA FINAL FOUR MVP

1974	David Thompson
------	----------------

### ALL-NCAA FINALS

1950	Dick Dickey
1974	David Thompson
	Tommy Burleson
	Monte Towe
1983	Thurl Bailey
	Sidney Lowe
	Dereck Whittenburg

### NCAA ALL-REGIONAL TEAMS

1950	Dick Dickey (East)
1954	Ronnie Shavlik (East)
1965	Larry Lakins (East)
1970	Vann Williford (East)
1974	David Thompson (East)
	Tommy Burleson
	Monte Towe
1983	Thurl Bailey (West)
	Lorenzo Charles
	Dereck Whittenburg
1985	Lorenzo Charles (West)
	Spud Webb
1986	Chris Washburn
	(Midwest)
	Charles Shackelford
1989	Rodney Monroe (East)

### ALL-SOUTHERN CONFERENCE

1929	Bob Warren
	Frank Goodwin
	Morris Johnson
1933	Gilbert Clark
1936	Connie Mack Berry
1937	Connie Mack Berry
1942	Bones McKinney
1947	Dick Dickey
	Pete Negley
	Leo Katkavek
1948	Dick Dickey
	Ed Bartels
1949	Dick Dickey
	Sammy Ranzino
	Vic Bubas
1950	Dick Dickey
	Sammy Ranzino
	Vic Bubas
1951	Sammy Ranzino
1952	Lee Terrill
	Bobby Speight
1953	Bobby Speight

### MULTIPLE 1ST TEAM ALL-SOUTHERN CONFERENCE SELECTIONS

4 Times	Dick Dickey
3 Times	Sammy Ranzino
2 Times	Connie Mack Berry
	Vic Bubas
	Bobby Speight

### ALL-SOUTHERN CONFERENCE TOURNAMENT

1929	Frank Goodwin (1st Team)
	L.F. Haar (1st Team)
	R.S. Warren (2nd Team)
	Henry Young (2nd Team)
1933	Gilbert Clark (1st Team)
1934	Ray Rex (1st Team)
1935	Ray Rex (2nd Team)
1937	Connie Mack Berry (2nd Team)
	Bill Mann
1938	Connie Mack Berry (2nd Team)
1939	Bill Mann (2nd Team)
	Jim Rennie (2nd Team)
1942	Bones McKinney (1st Team)
	Bernie Mock (2nd Team)
	Jack Tabscott (2nd Team)
1947	Dick Dickey (1st Team)
	Pete Negley (1st Team)
	Ed Bartels (2nd Team)
	Leo Katkavek (2nd Team)
1948	Ed Bartels (1st Team)
	Leo Katkavek (1st Team)
	Warren Cartier (2nd Team)
	Dick Dickey (2nd Team)
1950	Sammy Ranzino (MVP)
	Dick Dickey (1st Team)
	Vic Bubas (2nd Team)
	Paul Horvath (2nd Team)
1951	Dick Dickey (1st Team)
1952	Bobby Speight (1st Team)
	Lee Terrill (2nd Team)
1953	Mel Thompson (1st Team)
	Bobby Speight (2nd Team)

### DIXIE CLASSIC HONORS

(The Dixie Classic, held in Reynolds Coliseum, was the premier basketball tournament in the country from 1949-60.)

#### Dixie Classic MVP

1949	Dick Dickey
1950	Sammy Ranzino
1951	Lee Terrill
1954	Ronnie Shavlik
1955	Ronnie Shavlik
1958	John Richter

### ALL-DIXIE CLASSIC

1949	Sammy Ranzino
1950	Sammy Ranzino
1951	Lee Terrill
1954	Ronnie Shavlik
	Vic Molodet
1955	Ronnie Shavlik
	Vic Molodet
1956	John Maglio
1957	Whitey Bell
1958	Lou Pucillo
	John Richter

### H.C. KENNETT AWARD

(Awarded to the outstanding all-around student-athlete of the year at NC State.)

1965	Pete Coker
1969	Vann Williford
1973	David Thompson
1974	David Thompson
1982-83	Thurl Bailey
1984-85	Terry Gannon
1990-91	Chris Corchiani
	Rodney Monroe
1991-92	Tom Gugliotta
1995-96	Todd Fuller
2005-06	Julius Hodge

### NORRIS ATHLETIC TROPHY

(Awarded annually commencing 1924 to the best all-round athlete at NC State by Norris, Inc., of Atlanta, Ga., through its president, Frank E. Lowenstein, a State alumnus. Possession of this trophy depends, not only upon athletic ability, but upon general scholastic lines as well.)

1924	Rochelle Johnson
1927	Jack McDowall
1928	Jack McDowall
1929	Frank Goodwin
1930	Maurice Johnson

### ALUMNI ATHLETIC TROPHY

(Presented annually by the North Carolina State Alumni Association to the outstanding senior athlete, as voted upon by the student body. This trophy continues in the tradition of the Norris Athletic Trophy.)

1932	Bud Rose
1934	Bob McQuage
1935	Ray Rex
1937	Neill Dalrymple
1938	Eddie Berlinsky
1941	Howell Stroup
1948	Leo Katkavek
1949	Jack McComas, Jr.
1950	Dick Dickey
1951	Vic Bubas
1952	Lee Terrill
1953	Bobby Speight
1954	Mel Thompson
1955	Ronnie Scheffel
1956	Ronnie Shavlik
1957	Bob Seitz
1959	Lou Pucillo
1960	Don Gallagher
1961	Bruce Hoadley
1966	Pete Coker
1970	Vann Williford
1971	Al Heartley
1973	Rick Holdt
1974	Tommy Burleson
1975	David Thompson
1985	Terry Gannon
1988	Vinny Del Negro
1991	Chris Corchiani
	Rodney Monroe
1992	Tom Gugliotta
1996	Todd Fuller

## ACC HONOR ROLL

(The ACC Honor Roll is comprised of student-athletes who participated in a varsity sport and registered a GPA of 3.0 or better for the full academic year.)

1959	Bruce Hoadley, John Richter
1960	Bruce Hoadley
1961	Bruce Hoadley
1962	Robert Mayton, Smedes York
1963	John Key, Pomeroy Sinnock
	Smedes York
1964	James Sellers
1965	Hal Blondeau, Pete Coker
1966	Hal Blondeau, Pete Coker
	Ray Hodgdon, Larry Worsley
1970	Renaldo Lovisa, Van Williford
1971	Al Heartley, Renaldo Lovisa
	James Risinger, Douglas Tilley
1972	Renaldo Lovisa
1974	Leo Campbell, Bill Lake
1975	Ralph Burts, Leo Campbell
	Bruce Dayhuff, Greg Hawkins
	Craig Kusmaul, Alan Leary
	Mark Moeller, Mo Rivers
	Julian Sparrow
1977	Brian Walker
1983	Terry Gannon
1984	Terry Gannon
1985	Terry Gannon
1986	Walker Lambiotte
1987	Walker Lambiotte
1991	Marc Lewis
1993	Todd Fuller
1994	Todd Fuller
1995	Todd Fuller
1996	Todd Fuller, Luke Buffum
1997	Luke Buffum, Steve Norton
	Jason Sutton
1999	Ben Petty
2000	Ben Petty, John Hampton
2002	Ilian Evtimov, Brian Keeter
	Josh Powell, Levi Watkins
2003	Ilian Evtimov
2004	Engin Atsür, Ilian Evtimov
	Chris McCoy, Will Roach
2006	Ilian Evtimov, Ben McCauley
	Chris McCoy, Brian Neiman
2007	Braxton Albritton, Justin Clark
2008	Ben McCauley
	Johnny Thomas
2009	Enrico Kufuor
2010	Kendall Smith
2011	Kendall Smith
2014	<b>Chase Cannon</b> , Staats Battle
2015	<b>Chase Cannon</b> , Staats Battle
	<b>Chris Brickhouse</b>

**Bold** indicates current player.

## INDIVIDUAL

### SCORING

Single Game	57	David Thompson (27 FG, 3 FT) vs. Buffalo St.	12/4/74
at PNC	42	T.J. Warren vs. Boston College	3/9/14
at Reynolds	57	David Thompson vs. Buffalo St.	12/4/74
Away	49	Ronnie Shavlik at Villanova	1/1/55
vs. ACC	48	Rodney Monroe vs. Georgia Tech	1/31/91
By a Fr.:	35	Ernie Myers vs. Duke	1/26/83
By a So.:	43	Ed Leftwich vs. Atlantic Christian	12/8/70
By a Jr.:	55	Ronnie Shavlik vs. William & Mary	12/1/55
By a Sr.:	57	David Thompson vs. Buffalo St.	12/4/74
Season	871	T.J. Warren (342 FG, 31 3FG, 156 FT)	2013-14
Career	2,551	Rodney Monroe (885 FG, 322 3FG, 459 FT)	1988-91

### SCORING AVERAGE

Season	29.9	David Thompson (838 in 28 gms)	1974-75
Career	26.8	David Thompson (2,309 in 86 gms)	1973-75

### DOUBLE FIGURE SCORING GAMES

Season	34	T.J. Warren	2013-14
Career	111	Rodney Monroe	1988-91
Consecutive	69	Rodney Monroe	1989-91
	69	Kenny Carr	1975-77

### GAMES PLAYED

Season	37	Lorenzo Brown	2011-12
		Richard Howell	2011-12
		Alex Johnson	2011-12
		DeShawn Painter	2011-12
		C.J. Williams	2011-12
Career	138	Scott Wood	2009-13

### GAMES STARTED

Season	37	Lorenzo Brown	2011-12
		Richard Howell	2011-12
		C.J. Williams	2011-12
Career	136	Scott Wood	2009-13

### MINUTES PLAYED

Game	59	Chuck Brown vs. Wake Forest (40T)	3/4/89
Season	1313	Gavin Grant	2006-07
Career	4318	Scott Wood (138 gms)	2009-13

### 20-PT. GAMES

Season	31	T.J. Warren	2013-14
Career	69	Rodney Monroe	1988-91

### 30-PT. GAMES

Season	15	David Thompson	1974-75
Career	33	David Thompson	1973-75

### 40-PT. GAMES

Season	3	Kenny Carr	1975-76
	3	David Thompson	1973-74
	3	David Thompson	1974-75
Career	7	David Thompson	1973-75

### MOST FIELD GOALS

Game	27	David Thompson vs. Buffalo State	12/5/74
Season	347	David Thompson	1974-75
Career	939	David Thompson	1973-75

### MOST FIELD GOALS ATTEMPTED

Game	40	Sammy Ranzino vs. Furman	12/1/51
Season	760	Sammy Ranzino	1950-51
Career	2237	Sammy Ranzino	1948-51

### FIELD GOAL PERCENTAGE

Game (min. 10 Att)	1.000	J.J. Hickson vs. William & Mary (12-12)	11/15/07
	1.000	Josh Powell vs. North Carolina A&M (10-10)	12/14/02

### Season (min. 100 FG Made)

	.624	Kevin Thompson (194-311)	1991-92
Career	.588	Kevin Thompson (530-901)	1970-72

### 3-POINT FIELD GOALS

Game	9	Rodney Monroe vs. UNC Asheville	12/21/89
Season	104	Rodney Monroe (1990-91)/Scott Wood (2012-13)	
Career	334	Scott Wood	2009-13

### 3-POINT FIELD GOAL ATTEMPTS

Game	17	2x, (last Ralston Turner vs. Tennessee)	12/17/14
Season	239	Rodney Monroe	1990-91
Career	809	Scott Wood	2009-13

### 3-POINT FIELD GOAL PERCENTAGE

Game (min. 6 att.):	1.000	Migjen Bakalli vs. Southern Miss. (6-6)	3/14/91
Season	.589	Terry Gannon (53-90)	1982-83
Career	*.589	Terry Gannon (53-90)	1982-85
(*Total includes '83 season only)			

### FREE THROWS

Game	19	Ronnie Shavlik vs. Penn State	12/9/54
Season	224	Sammy Ranzino	1950-51
Career	596	Julius Hodge	2002-05

### FREE THROWS ATTEMPTED

Game	26	Ronnie Shavlik vs. Villanova	1/29/55
Season	335	Mel Thompson	1953-54
Career	802	Mel Thompson	1952-54

### CONSECUTIVE FREE THROWS MADE

Game	16	Vic Molodet vs. Wake Forest	12/6/55
------	----	-----------------------------	---------

### FREE THROW PERCENTAGE

Game (min. 15)	1.000	Vic Molodet vs. Wake Forest (16-16)	12/6/55
Season	.914	Scott Wood (85-93)	2012-13
Career	.854	Terry Gannon (175-205)	1982-85

### REBOUNDS

Game	35	Ronnie Shavlik vs. Villanova	1/1/55
Season	581	Ronnie Shavlik	1954-55
Career	1598	Ronnie Shavlik	1954-56

### REBOUND AVERAGE

Season	19.5	Ronnie Shavlik	1955-56
Career	16.8	Ronnie Shavlik	1954-56

### OFFENSIVE REBOUNDS

Game	11	Russell Pierre vs. Louisville	12/17/84
Season	135	Richard Howell	2011-12
Career	392	Richard Howell	2009-13

### ASSISTS

Game	20	Chris Corchiani vs. Maryland	2/27/91
Season	299	Chris Corchiani	1990-91
Career	1038	Chris Corchiani	1987-91

### STEALS

Game	10	Mo Rivers vs. Clemson	1/12/74
Season	95	Chris Corchiani	1989-90
Career	328	Chris Corchiani	1987-91

### BLOCKED SHOTS

Game	10	BeeJay Anya vs. Jacksonville	11/20/14
Season	95	Thurl Bailey	1982-83
Career	210	BeeJay Anya	2013-Present

### FOULS

Season	124	Richard Howell	2011-12
Career	372	Cozell McQueen	1981-85

### ASSIST-TURNOVER RATIO

Season	3.55	Tyler Lewis (135 assists to 38 turnovers)	2013-14
Career	3.05	Tyler Lewis (183 assists to 60 turnovers)	2012-14

**Bold** indicates current player.

## TEAM

### SCORING

Game	144	vs. Ga. Southern, 12/4/72 (NCSU 144-100)
Season	144	vs. Buffalo St., 12/4/74 (NCSU 144-88)
Season Scoring Average	2,842	1951 (37 games)
Fewest - Game	92.9	1973 (2,509 points in 27 games)
Most Allowed	8	vs. Davidson, 1923 (Davidson 19-8)
Fewest Allowed	124	by Maryland, 12/20/78 (UM 124-110)
	8	by Wake Forest, 1918 (NCSU 30-8)
	8	by North Carolina, 1926 (NCSU 17-8)
Largest Victory Margin	77	vs. Appalachian St., 11/27/72 (NCSU 130-53)
Largest Defeat Margin	52	vs. North Carolina, 1921 (UNC 62-10)
Highest Combined Score	244	vs. Ga Southern, 12/4/72 (NCSU 144-100)

### VICTORY MARGIN

Game	77	vs. Appalachian State, 11/27/72 (130-53)
Season:	+22.5	59.3-36.8 in 1964

### FIELD GOALS MADE

Game	68	vs. Buffalo State, 12/4/74 (NCSU 144-88)
Season	1,157	1974 (31 games)

### FIELD GOALS ATTEMPTED

Game	119	vs. Clemson, 2/5/55 (NCSU 119-85)
Season	2,864	1954 (33 games)

### FIELD GOAL PERCENTAGE

Game	76.0% (19-25)	vs. Maryland, 2/24/82 (NCSU 52-38)
1st Half	80.0% (8-10)	vs. Duke, 1/5/63 (Duke 78-52)
2nd Half	80.0% (8-10)	vs. Maryland, 2/24/82 (NCSU 52-38)
Season	.521	1981-82 (706 of 1356)

### 3-POINTERS MADE

Game	18	vs. Florida State, 2/10/92 (FSU 87-79)
Season	294	2004-05 (34 games)

### 3-POINTERS ATTEMPTED

Game	42	vs. Maryland, 1/26/91 (MD 104-100)
Season	809	1995-66 (31 games)

### 3-POINT PERCENTAGE

Game	.800	vs. Western Carolina (8-10), 11/29/82 (NCSU 103-66)
Season	.451	1982-83 (172 of 381)

### FREE THROWS MADE

Game	47	vs. Penn State, 12/9/54 (NCSU 99-77)
Season	809	1953-54 (33 games)

### FREE THROWS ATTEMPTED

Game	61	vs. Virginia Tech, 12/13/69, (NCSU 78-63)
Season	1277	1953-54 (33 games)

### FREE THROW PERCENTAGE

Game	1.000 (22-22)	vs. North Carolina, 2/25/03 (NCSU 75-67)
	1.000 (22-22)	vs. Maryland, 1/16/65 (NCSU 73-67)
Season	.799 (481 of 602)	2003-04 (31 games)

### REBOUNDS

Game	92	vs. South Carolina, 2/11/56 (NCSU 95-68)
Season	2,091	1950-51 (37 games)

### OFFENSIVE REBOUNDS

Game	31	vs. Prairie View A&M, 11/26/94 (NCSU 104-56)
Season	437	1993-94 (30 games)

### REBOUND MARGIN

Game	+49	vs. South Carolina, 2/11/56 (92-43 margin)
	+49	vs. Clemson, 2/5/55 (84-35 margin)
Season	+19.3	58.2-38.9, 1954-55 (32 games)

### ASSISTS

Game	35	vs. Wake Forest, 3/5/83 (NCSU 130-89)
	35	vs. Brooklyn College, 2/16/87 (NCSU 107-79)
Season	652	1987-88 (32 games)
Per Game	20.4	1987-88 (652 in 32 games)

### STEALS

Game	20	vs. Brooklyn College, (2/10/86) (NCSU 103-52)
Season	298	1989-90 (30 games)
Per Game	9.9	1989-90 (298 in 30 games)

### BLOCKED SHOTS

Game	15	vs. UNC Wilmington, 2/16/83 (NCSU 90-69)
Season	184	2014-15 (36 games)
Per Game	5.12	1985-86 (174 in 34 games)

### PERSONAL FOULS

Game	36	vs. Virginia, 1/28/78 (UVa 81-73 ot)
Season	724	1975-76 (30 games)

### FEWEST TURNOVERS

Game	2	vs. Georgia Tech, 1/13/91 (NCSU 90-83)
Season	335	1992-93 (27 games)

### TURNOVERS FORCED

Game	39	vs. Atlantic Christian, 12/1/72 (NCSU 110-40)
Season	641	1999-2000 (34 games)

### ASSIST/TURNOVER RATIO

Game	10.0	vs. Georgia Tech, 1/30/91 (20 asst/2 TO)
Season	1.6	1987-88 (652 assists to 404 turnovers)

## MISCELLANEOUS RECORDS

### SINGLE GAME POINTS

1st Half	70	vs. Charleston Southern, 11/28/90 (NCSU 135-80)
2nd Half	76	vs. Ga. Southern, 12/4/72 (NCSU 144-100)
	76	vs. Buffalo St., 12/4/74 (NCSU 144-88)
Overtime (single period)	21	vs. North Carolina, 3/15/83
Overtime (all periods)	33	at Wake Forest, 3/4/89 (4 ots)

### SEASON

Highest Opp. Scoring Avg.	83.5	1990-91 (2,587 points in 31 games)
Average Scoring Margin	+27.5	1947-48 (NCSU 75.2-47.7)
Longest Win Streak	28 gms.	1973-74

### TRIPLE DOUBLES

NC State	Julius Hodge	vs. North Carolina A&T, 12/14/02
		11 pts., 12 reb., 10 assists
Opponent	Bob Sura	Florida State, 1/15/95
		19 pts., 12 rebs., 12 assists
	Bill Miller	Virginia, 2/1/55
		11 pts., 10 reb., 10 assists



Julius Hodge is the author of NC State's only triple-double, which he posted against North Carolina A&T in 2002.

## POINTS SINGLE GAME

Rk	Player, Opponent (Date)	Pts
1.	David Thompson, Buffalo St. (12/5/74)	57
2.	Ronnie Shavlik, William & Mary (12/1/54)	55
3.	Ronnie Shavlik, Villanova (1/1/55)	49
4.	Rodney Monroe, Georgia Tech (1/13/91)	48
5.	Sammy Ranzino, Virginia Tech (1/23/51)	47
6.	Kenny Carr, Duke (1/24/76)	45
7.	Kenny Carr, Duke (1/24/76)	44
8.	Hawkeye Whitney, Clemson (1/30/79)	43
	David Thompson, Davidson (12/21/74)	43
	Ed Leftwich, Atlantic Christian (12/8/69)	43
	Sammy Ranzino, Georgetown (2/24/51)	43
12.	T.J. Warren, Boston College (3/9/14)	42
	David Thompson, UNC Asheville (12/3/74)	42
14.	T.J. Warren, Pittsburgh (3/3/14)	41
	David Thompson, Maryland (1/13/74)	41
16.	Rodney Monroe, Iowa (3/19/89)	40
	Kenny Carr, Western Ky. (12/26/75)	40
	David Thompson, Providence (3/14/74)	40
	David Thompson, Duke (2/20/74)	40
	David Thompson, Ga. Southern (12/14/72)	40
	Larry Lakins, Tulane (12/18/63)	40

## SEASON

Rk	Player	Year	GP	Pts.
1.	T.J. Warren	2013-14	35	871
2.	David Thompson	1974-75	28	838
3.	Rodney Monroe	1990-91	31	836
4.	David Thompson	1973-74	31	805
5.	Kenny Carr	1975-76	30	798
6.	Cat Barber	2015-16	33	776
7.	Vann Williford	1969-70	30	710
8.	Ronnie Shavlik	1954-55	32	707
9.	Sammy Ranzino	1950-51	34	706
10.	Rodney Monroe	1989-90	30	697
11.	Tom Gugliotta	1991-92	30	675
12.	David Thompson	1972-73	27	666
13.	Rodney Monroe	1988-89	31	663
14.	Todd Fuller	1995-96	31	649
15.	Mel Thompson	1953-54	35	642

## CAREER

Rk	Player	Years	GP	Points
1.	Rodney Monroe	1988-91	124	2,551
2.	David Thompson	1973-75	86	2,309
3.	Julius Hodge	2002-05	129	2,040
4.	Sammy Ranzino	1948-51	132	1,967
5.	Hawkeye Whitney	1977-80	117	1,964
6.	Kenny Carr	1975-77	86	1,772
7.	Ronnie Shavlik	1954-56	95	1,761
8.	Dick Dickey	1947-50	123	1,644
9.	Anthony Grundy	1999-02	121	1,641
10.	Tommy Burleson	1972-74	84	1,598
11.	Todd Fuller	1993-96	115	1,589
12.	Mel Thompson	1952-54	97	1,574
13.	Vann Williford	1968-70	81	1,543
14.	Tom Gugliotta	1989-92	112	1,536
15.	Lorenzo Charles	1982-85	126	1,535



T.J. Warren averaged 24.9 points per game in 2013-14 and set the NC State single-season record with 871 total points.

## SCORING AVERAGE

### SEASON

Rk	Player	Year	GP	Pts.	Avg.
1.	David Thompson	1974-75	28	838	29.9
2.	Rodney Monroe	1990-91	31	836	27.0
3.	Kenny Carr	1975-76	30	798	26.6
4.	David Thompson	1973-74	31	805	26.0
5.	T.J. Warren	2013-14	35	871	24.9
6.	David Thompson	1972-73	27	666	24.7
7.	Vann Williford	1969-70	30	710	23.7
8.	Cat Barber	2015-16	33	776	23.5
9.	Rodney Monroe	1989-90	30	697	23.2
10.	Tom Gugliotta	1991-92	30	675	22.5
11.	Ronnie Shavlik	1954-55	32	707	22.1
12.	Vann Williford	1968-69	25	540	21.6
13.	Rodney Monroe	1988-89	31	663	21.4
14.	Tommy Burleson	1971-72	26	554	21.3
15.	Kenny Carr	1976-77	28	588	21.0

### CAREER

Rk	Player	Years	GP	Pts	Avg.
1.	David Thompson	1973-75	86	2309	26.8
2.	Kenny Carr	1975-77	86	1772	20.6
3.	Rodney Monroe	1988-91	124	2551	20.6
4.	Vann Williford	1968-70	81	1543	19.1
5.	Tommy Burleson	1972-74	84	1598	19.0
6.	Ronnie Shavlik	1954-56	95	1761	18.5
7.	T.J. Warren	2012-14	70	1296	18.5
8.	Hawkeye Whitney	1977-80	117	1964	16.8
9.	Mel Thompson	1952-54	97	1574	16.2
10.	Julius Hodge	2002-05	129	2040	15.8
11.	John Richter	1957-59	74	1109	15.0
12.	Vic Molodet	1954-56	94	1405	14.9
13.	Sammy Ranzino	1948-51	132	1967	14.9
14.	Cat Barber	2013-16	104	1507	14.5
15.	Bobby Speight	1951-53	102	1430	14.0

## NC STATE'S 30+ SCORERS

Name	30+ Games	Name	30+ Games	Name	30+ Games
David Thompson	32	Anthony Grundy	2	Ed Leftwich	1
Rodney Monroe	21	J.J. Hickson	2	C.J. Leslie	1
T.J. Warren	10	Ernie Myers	2	Bones McKinney	1
Kenny Carr	10	Phil Spence	2	Lou Pucillo	1
Cat Barber	9	Julius Hodge	2	John Richter	1
Sammy Ranzino	7	Eddie Biedenbach	1	Joe Serdich	1
Tommy Burleson	6	Chuck Brown	1	Charles Shackleford	1
Ronnie Shavlik	6	Pete Coker	1	Tracy Smith	1
Tom Gugliotta	5	Chris Corchiani	1	Jon Speaks	1
Vann Williford	5	Brandon Costner	1	Bobby Speight	1
Lorenzo Charles	4	Vinny Del Negro	1	Danny Strong	1
Todd Fuller	4	David Gotkin	1	Kevin Thompson	1
Larry Lakins	4	Scott Wood	1	Mel Thompson	1
Hawkeye Whitney	3	C.C. Harrison	1	Ralston Turner	1
Paul Coder	2			Chris Washburn	1
				Larry Worsley	1

## 20-POINT GAMES

### SEASON

Rk	Name	Year	GP	20 pt
1.	T.J. Warren	2013-14	35	31
2.	Rodney Monroe	1990-91	31	28
3.	David Thompson	1973-74	31	25
4.	David Thompson	1974-75	28	23

### CAREER

Rk	Name	Years	20 pt
1.	Rodney Monroe	1988-91	69
2.	David Thompson	1973-75	65

## 30-POINT GAMES

### SEASON

Rk	Player	Year	GP	30 pt
1.	David Thompson	1974-75	28	15
2.	Rodney Monroe	1990-91	31	10
	T.J. Warren	2013-14	35	10
4.	David Thompson	1972-73	27	9
	David Thompson	1973-74	31	9
6.	Rodney Monroe	1990	30	8
	Cat Barber	2015-16	33	8

### CAREER

Rk	Name	Years	30 pt
1.	David Thompson	1973-75	33
2.	Rodney Monroe	1988-91	21

## 40-POINT GAMES

### SEASON

Rk	Player	Year	GP	40 pt
1.	Kenny Carr	1976	30	3
	David Thompson	1974	31	3
	David Thompson	1975	28	3

### CAREER

Rk	Player	Years	40 pt
1.	David Thompson	1973-75	7
2.	Kenny Carr	1975-77	3
3.	T.J. Warren	2012-14	2
	Ronnie Shavlik	1954-56	2
	Rodney Monroe	1988-91	2
	Sammy Ranzino	1948-51	2



Rodney Monroe scored 20 or more points 69 times during his NC State playing career.

## YEARLY SCORING LEADERS

Year	Name	G	Pts	Avg	Year	Name	G	Pts	Avg
1952-53	Bobby Speight	32	541	16.9	1982-83	Thurl Bailey	36	601	16.7
1953-54	Mel Thompson	35	642	18.3	1983-84	Lorenzo Charles	33	595	18.0
1954-55	Ronnie Shavlik	32	707	22.1	1984-85	Lorenzo Charles	33	597	18.1
1955-56	Ronnie Shavlik	28	510	18.2	1985-86	Chris Washburn	34	599	17.6
1956-57	John Richter	24	372	15.5	1986-87	Bennie Bolton	35	524	15.0
1957-58	Lou Pucillo	24	378	15.8	1987-88	Chucky Brown	32	530	16.6
1958-59	John Richter +	26	443	17.0	1988-89	Rodney Monroe	31	663	21.4
1959-60	Bob DiStefano	26	331	12.7	1989-90	Rodney Monroe	30	697	23.2
1960-61	Bob DiStefano	25	330	13.2	1990-91	Rodney Monroe	31	836	27.0
1961-62	Jon Speaks	17	296	17.4	1991-92	Tom Gugliotta	30	675	22.5
1962-63	Jon Speaks	21	263	12.5	1992-93	Kevin Thompson	27	419	15.5
1963-64	Larry Lakins	12	249	20.8	1993-94	Todd Fuller	30	355	11.8
1964-65	Larry Lakins	25	476	19.0	1994-95	Todd Fuller	27	444	16.4
1965-66	Eddie Biedenbach	27	437	16.2	1995-96	Todd Fuller +	31	649	20.9
1966-67	Bill Kretzer	26	304	11.7	1996-97	C.C. Harrison	29	454	15.7
1967-68	Eddie Biedenbach	26	367	14.1	1997-98	C.C. Harrison	32	531	16.6
1968-69	Vann Williford	25	540	21.6	1998-99	Adam Harrington	32	372	11.6
1969-70	Vann Williford	30	710	23.7	1999-00	Anthony Grundy	33	412	12.5
1970-71	Ed Leftwich	25	409	16.4	2000-01	Anthony Grundy	29	423	14.6
1971-72	Tommy Burleson	26	554	21.3	2001-02	Anthony Grundy	34	606	17.8
1972-73	David Thompson +	27	666	24.7	2002-03	Julius Hodge	31	548	17.7
1973-74	David Thompson +	31	805	26.0	2003-04	Julius Hodge	31	563	18.2
1974-75	David Thompson +	28	838	29.9	2004-05	Julius Hodge	34	577	17.0
1975-76	Kenny Carr +	30	798	26.6	2005-06	Cam Bennerman	30	422	14.1
1976-77	Kenny Carr +	28	588	21.0	2006-07	Brandon Costner	36	605	16.8
1977-78	Hawkeye Whitney	31	473	15.3	2007-08	J.J. Hickson	31	458	14.8
1978-79	Hawkeye Whitney	30	560	18.7	2008-09	Brandon Costner	30	398	13.3
1979-80	Hawkeye Whitney	28	521	18.6	2009-10	Tracy Smith	35	578	16.5
1980-81	Thurl Bailey	27	331	12.3	2010-11	Tracy Smith	21	295	14.0
1981-82	Thurl Bailey	32	438	13.7	2011-12	C.J. Leslie	37	500	14.7

+ Indicates led ACC

## 1,000-POINT SCORERS

Rk	Name	Yrs	GP-GS	Pts	Rk	Name	Yrs	GP-GS	Pts
1.	Rodney Monroe	1988-91	124-92	2,551	27.	Gavin Grant	2005-08	132-79	1,342
2.	David Thompson	1973-75	86-86	2,309	28.	Marcus Melvin	2001-04	122-90	1,301
3.	Julius Hodge	2002-05	129-125	2,040	29.	T.J. Warren	2012-14	70-49	1,296
4.	Sammy Ranzino	1948-51	132-NA	1,967	30.	Charles Shackleford	1986-88	94-93	1,288
5.	Hawkeye Whitney	1977-80	117-NA	1,964	31.	Brandon Costner	2006-09	101-84	1,273
6.	Kenny Carr	1975-77	86-NA	1,772	32.	Dereck Whittenburg	1980-83	109-NA	1,272
7.	Ronnie Shavlik	1954-56	95-NA	1,761	33.	Ishua Benjamin	1995-98	118-99	1,263
8.	Dick Dickey	1947-50	123-NA	1,644	34.	Kevin Thompson	1990-93	118-88	1,250
9.	Anthony Grundy	1999-02	121-99	1,641	35.	Ernie Myers	1983-86	135-90	1,249
10.	Tommy Burleson	1972-74	84-NA	1,598	36.	C.C. Harrison	1995-98	115-75	1,245
11.	Todd Fuller	1993-96	115-90	1,585	37.	Tracy Smith	2008-11	106-68	1,240
12.	Mel Thompson	1952-54	97-NA	1,574	38.	Paul Coder	1970-72	83-NA	1,216
13.	Vann Williford	1968-70	81-NA	1,543	39.	Ilian Evtimov	2002-06	131-83	1,214
14.	Tom Gugliotta	1989-92	113-92	1,536	40.	Richard Howell	2009-13	132-81	1,214
15.	Lorenzo Charles	1982-85	126-101	1,535	41.	Engin Atsür	2004-07	119-114	1,181
16.	Paul Horvath	1948-51	132-NA	1,513	42.	Lorenzo Brown	2010-13	101-95	1,167
17.	Cat Barber	2013-16	104-84	1,507	43.	Ben McCauley	2006-07	124-81	1,138
18.	Thurl Bailey	1980-83	123-NA	1,495	44.	John Richter	1957-59	74-NA	1,109
19.	Scott Wood	2009-13	138-136	1,467	45.	Tommy Mattocks	1964-66	71-NA	1,086
20.	Bobby Speight	1951-53	102-NA	1,430	46.	Courtney Fells	2006-07	111-92	1,060
21.	Chris Corchiani	1988-91	124-112	1,425	47.	Curtis Marshall	1992-96	116-94	1,052
22.	Vic Molodet	1954-56	94-NA	1,405	48.	Lakista McCuller	1992-95	111-94	1,052
23.	Clyde Austin	1977-80	115-NA	1,383	49.	Sidney Lowe	1980-83	120-NA	1,048
24.	C.J. Leslie	2010-13	99-85	1,359	50.	Kenny Matthews	1978-81	116-NA	1,025
25.	Chucky Brown	1986-89	128-73	1,357					
26.	Kenny Inge	1998-01	123-111	1,355					

## 30+ POINT SCORING GAMES

57 David Thompson vs. Buffalo State, 1975  
 55 Ronnie Shavlik vs. William & Mary, 1955  
 49 Ronnie Shavlik vs. Villanova, 1955  
 48 Rodney Monroe vs. Georgia Tech, 1991  
 47 Sammy Ranzino vs. Virginia Tech, 1951  
 45 Kenny Carr vs. Duke, 1976  
 44 Kenny Carr vs. Duke, 1976  
 43 David Thompson at Davidson, 1975  
   Hawkeye Whitney at Clemson, 1979  
   Ed Leftwich vs. Atlantic Christian 1970  
   Sammy Ranzino vs. Georgetown, 1951  
 42 T.J. Warren vs. Boston College, 2014  
   David Thompson at UNC Asheville, 1975  
 41 T.J. Warren at Pittsburgh, 2014  
   David Thompson vs. Maryland, 1974  
 40 Rodney Monroe vs. Iowa, 1989  
   Kenny Carr vs. Western Kentucky, 1976  
   David Thompson vs. Duke, 1974  
   David Thompson vs. Providence, 1974  
   David Thompson vs. Georgia Southern, 1973  
   Larry Lakins at Tulane, 1964  
 39 Kenny Carr at UNC Asheville, 1976  
   Kenny Carr vs. Furman, 1976  
   David Thompson vs. Kent State, 1975  
   David Thompson vs. Clemson, 1975  
   David Thompson at Maryland, 1974  
 38 Cat Barber vs. Wake Forest, 2016  
   Kenny Carr vs. Clemson, 1976  
   David Thompson vs. Maryland, 1975  
   David Thompson vs. Virginia, 1975 (ACC)  
   Tommy Burleson vs. Maryland, 1974 (ACC)  
   Tommy Burleson vs. Virginia, 1972  
   Paul Coder vs. Auburn, 1970  
 37 Cat Barber vs. Winthrop, 2015  
   Rodney Monroe vs. North Carolina, 1991  
   Rodney Monroe vs. UNLV, 1989  
   David Thompson vs. Virginia, 1974 (ACC)  
   David Thompson at Maryland, 1973  
   Tommy Burleson vs. Georgia, 1972  
 36 Cat Barber vs. Georgia Tech, 2016  
   T.J. Warren vs. North Carolina, 2014  
   Tom Gugliotta vs. North Carolina, 1992  
   Tom Gugliotta at Chaminade, 1992  
   Chris Corchiani vs. Charleston South., 1991  
   David Thompson vs. UNC Charlotte, 1975  
   David Thompson vs. Georgia Tech, 1973  
   Vann Williford vs. Niagara, 1970 (NCAA)  
 35 Rodney Monroe vs. Duke, 1991  
   Rodney Monroe vs. Florida State, 1990  
   Ernie Myers vs. Duke, 1983  
   Hawkeye Whitney at Maryland, 1979  
   Hawkeye Whitney vs. Appalachian St., 1978  
   David Thompson vs. Furman, 1975  
   David Thompson at Clemson, 1974

Vann Williford vs. St. Bonaventure, 1970 (NCAA)  
 Ronnie Shavlik vs. Penn State, 1955  
 Sammy Ranzino vs. Furman, 1951  
 34 Cat Barber vs. Pittsburgh, 2015  
   T.J. Warren vs. Wake Forest, 2014  
   Rodney Monroe at Kansas, 1991  
   Chuck Brown vs. Wake Forest, 1989  
   Kenny Carr vs. Western Carolina, 1976  
   David Thompson vs. Memphis State, 1974  
   Vann Williford vs. Atlantic Christian, 1968  
 33 Cat Barber at Missouri, 2015  
   Ralston Turner vs. Tennessee, 2014  
   C. J. Leslie vs. St. Bonaventure, 2012  
   J.J. Hickson vs. Western Carolina, 2008  
   Tom Gugliotta vs. Fla. International, 1992  
   Rodney Monroe at Maryland, 1990  
   Rodney Monroe vs. Temple, 1990  
   Chris Washburn vs. Brooklyn College, 1986  
   Lorenzo Charles vs. North Carolina, 1985  
   Kenny Carr vs. North Carolina, 1976  
   Phil Spence vs. Michigan State, 1976  
   David Thompson vs. East Carolina, 1975  
   David Thompson at Maryland, 1975  
   David Thompson vs. Appalachian St., 1973  
   David Thompson vs. East Carolina, 1973  
   Larry Lakins vs. St. Joseph's, 1965 (NCAA)  
   Lou Pucillo vs. South Carolina, 1958  
   Sammy Ranzino vs. Rhode Island St., 1950  
 32 Cat Barber vs. North Carolina, 2016  
   T.J. Warren vs. East Carolina, 2013  
   Anthony Grundy vs. Virginia, 2002  
   Tom Gugliotta at Maryland, 1992  
   Rodney Monroe vs. Wake Forest, 1991  
   Rodney Monroe vs. Virginia, 1991  
   Ernie Myers vs. Northeastern, 1984  
   David Thompson at North Carolina, 1975  
   David Thompson vs. Atlantic Christ., 1973  
   Joe Serdich at Virginia, 1968  
   Ronnie Shavlik vs. North Carolina, 1955  
   Dave Gotkin vs. South Carolina, 1953  
   Sammy Ranzino vs. Duke, 1951  
   Sammy Ranzino vs. Holy Cross, 1950  
 31 Cat Barber at Florida State, 2016  
   Cat Barber at Pittsburgh, 2016  
   T.J. Warren at Virginia Tech, 2014  
   T. J. Warren vs. Florida State, 2013  
   Scott Wood at Florida State, 2010  
   Tracy Smith vs. Towson, 2009  
   J.J. Hickson vs. William & Mary, 2008  
   Julius Hodge vs. Wake Forest, 2003 (ACC)  
   C.C. Harrison at North Carolina, 1998  
   Danny Strong at Georgia Tech, 1996  
   Todd Fuller vs. VMI, 1996  
   Rodney Monroe at Tennessee, 1991

Rodney Monroe at Georgia Tech, 1991  
 Rodney Monroe at Maryland, 1991  
 Rodney Monroe at East Tennessee St, 1991  
 Rodney Monroe vs. Wake Forest, 1990  
 Rodney Monroe vs. Georgia Tech, 1990  
 Rodney Monroe at UNLV, 1990  
 Rodney Monroe vs. UNC Asheville, 1990  
 Rodney Monroe vs. Monmouth, 1989  
 Tom Gugliotta vs. Mt. St. Mary's, 1991  
 Lorenzo Charles vs. Md.-Eastern Shore, 1985  
 Lorenzo Charles vs. UNC Wilmington, 1984  
 Kenny Carr vs. Western Carolina, 1977  
 Kenny Carr vs. Wake Forest, 1977  
 Kenny Carr vs. Clemson, 1977  
 David Thompson vs. Georgia Tech, 1975  
 David Thompson vs. Wake Forest, 1974  
 David Thompson at Duke, 1973  
 Vann Williford vs. Northwestern, 1970  
 Paul Coder vs. Auburn, 1970  
 John Richter vs. Duke, 1957  
 Ronnie Shavlik vs. Duke, 1954  
 Bobby Speight vs. South Carolina, 1952  
 Sammy Ranzino vs. Duke, 1950  
 30 Cat Barber vs. Miami, 2016  
   T.J. Warren vs. Florida State, 2014  
   T.J. Warren vs. Eastern Kentucky, 2013  
   T.J. Warren vs. Florida Gulf Coast, 2013  
   Brandon Costner vs. Duke, 2007  
   Julius Hodge vs. North Carolina, 2003  
   Anthony Grundy vs. Wake Forest, 2000  
   Todd Fuller vs. Massachusetts, 1996  
   Todd Fuller vs. Western Carolina, 1996  
   Todd Fuller at Wake Forest, 1995  
   Kevin Thompson vs. Duke, 1993  
   Rodney Monroe vs. Pittsburgh, 1989  
   Charles Shackelford vs. Maryland, 1988  
   Vinny Del Negro vs. Chicago State, 1987  
   Lorenzo Charles vs. UTEP, 1985  
   Phil Spence vs. Western Kentucky, 1976  
   David Thompson vs. Maryland, 1975 (ACC)  
   David Thompson at Virginia, 1974  
   David Thompson vs. South Florida, 1973  
   David Thompson vs. Clemson, 1973  
   Tommy Burleson vs. Lehigh, 1973  
   Vann Williford vs. Atlantic Christian, 1968  
   Eddie Biedenbach vs. Furman, 1966  
   Pete Coker vs. Fordham, 1966  
   Larry Lakins at Duke, 1965  
   Larry Worsley vs. Duke, 1965 (ACC)  
   Jon Speaks at Virginia, 1962  
   Ronnie Shavlik vs. Clemson, 1956  
   Mel Thompson vs. North Carolina, 1954  
   Bones McKinney vs. Duke, 1942

## REBOUNDS

Game			
Rk	Name, Opponent, Date		Reb.
1.	Ronnie Shavlik, vs. Villanova (1/1/55)		35
2.	Ronnie Shavlik, So. Carolina (2/11/56)		34
3.	Ronnie Shavlik, BYU (12/21/55)		29
4.	Ronnie Shavlik, Clemson (2/4/56)		28
	Ronnie Shavlik, Virginia (2/1/55)		28
6.	Ronnie Shavlik, Eastern Ky. (12/10/55)		25
7.	Tommy Burleson, Providence (3/14/74)		24
	Ronnie Shavlik, No. Carolina (12/31/55)		24
	Ronnie Shavlik, So. Carolina (12/14/55)		24
	Ronnie Shavlik, Temple (12/4/55)		24
	Ronnie Shavlik, Furman (1/12/55)		24
	Ronnie Shavlik, Texas Tech (12/18/54)		24
	Ronnie Shavlik, Furman (12/1/53)		24
14.	J.J. Hickson, Clemson (2/16/08)		23
	Tommy Burleson, Pittsburgh (1/22/72)		23
	John Richter, So. Carolina (3/5/59)		23
	George Stepanovich, Maryland (2/14/59)		23
	Ronnie Shavlik, No. Carolina (2/21/56)		23
	Ronnie Shavlik, Penn State (12/3/55)		23
20.	Ronnie Shavlik, Maryland (1/12/56)		22
	Ronnie Shavlik, Canisius (3/12/56)		22
	Cliff Dwyer, Temple (12/4/54)		22
	Ronnie Shavlik, Seton Hall (12/28/53)		22

### Season

Rk	Name	Year	GP	Reb.
1.	Ronnie Shavlik	1954-55	32	581
2.	Ronnie Shavlik	1955-56	28	545
3.	Ronnie Shavlik	1953-54	35	472
4.	Paul Horvath	1950-51	34	448
5.	Mel Thompson	1951-52	30	397
6.	Richard Howell	2012-13	35	380
6.	Tommy Burleson	1973-74	31	377
7.	John Richter	1958-59	26	370
8.	Tommy Burleson	1971-72	26	365
9.	Bobby Speight	1951-52	33	364
10.	Bobby Speight	1952-53	32	356
11.	Richard Howell	2011-12	37	342
12.	Mel Thompson	1953-54	35	338
13.	Bobby Speight	1950-51	37	337
14.	George Stepanovich	1958-59	26	331
15.	Mel Thompson	1952-53	32	328

### Career

Rk	Name	Years	GP	Reb.
1.	Ronnie Shavlik	1954-56	95	1,598
2.	Tommy Burleson	1972-74	84	1,066
3.	Mel Thompson	1952-54	97	1,063
4.	Bobby Speight	1951-53	102	1,057
5.	Richard Howell	2009-13	132	1,055
6.	John Richter	1957-59	74	936
7.	Todd Fuller	1993-96	115	887
8.	Kenny Inge	1998-01	123	833
9.	Tom Gugliotta	1989-92	113	820
10.	Kevin Thompson	1990-93	118	815
11.	Cozell McQueen	1982-85	134	800
12.	Kenny Carr	1975-77	86	789
13.	Julius Hodge	2002-05	129	773
14.	Damon Thornton	1997-01	111	771
15.	Vann Williford	1968-70	81	760
16.	Thurl Bailey	1980-83	123	759

17.	Phil Spence	1974-76	88	742
18.	Charles Shackelford	1986-88	94	735
19.	Lorenzo Charles	1982-85	126	730
20.	C.J. Leslie	2010-2013	99	723

## OFFENSIVE REBOUNDS

Game			
Rk	Name, Opponent, Date		Reb.
1.	Russell Pierre vs. Louisville (12/17/84)		11
2.	Tracy Smith vs. Wake Forest (2/11/09)		10
	Charles Shackelford vs. Ga. Tech (1/16/80)		10
4.	Richard Howell vs. Kansas (3/23/12)		9
	Richard Howell vs. Virginia (1/28/12)		9

C.J. Leslie vs. Texas (11/21/11)	9
Brandon Costner vs. NC Central (2/3/09)	9
Damon Thornton vs. Fla. Atlantic (11/22/96)	9
Todd Fuller vs. Maryland (1/20/96)	9
Marc Lewis vs. Georgia Tech (1/27/93)	9
Lorenzo Charles vs. Louisville (12/17/84)	9
Lorenzo Charles vs. Wake Forest (1/21/84)	9
Cozell McQueen vs. Maryland (1/29/83)	9



Richard Howell finished his career fifth on NC State's all-time rebounding chart with 1,055 boards. He is also the school's all-time leader with 392 offensive rebounds.

Season				
Rk	Name	Year	GP	Reb.
1.	Richard Howell	2011-12	37	135
2.	Richard Howell	2012-13	35	131
3.	Kevin Thompson	1991-92	30	120
4.	<b>Abdul-Malik Abu</b>	<b>2015-16</b>	<b>33</b>	<b>118</b>
5.	Kevin Thompson	1990-91	31	114
6.	Todd Fuller	1995-96	31	108
	Charles Shackelford	1987-88	31	108
8.	Todd Fuller	1994-95	27	100
	Kevin Thompson	1992-93	27	100
10.	Damien Wilkins	1999-00	34	94
	Kenny Inge	1997-98	32	94
	Todd Fuller	1993-94	30	94

Career				
Rk	Name	Years	GP	Reb.
1.	Richard Howell	2009-13	132	392
2.	Kevin Thompson	1990-93	118	370
3.	Kenny Inge	1998-01	123	341
4.	Todd Fuller	1993-96	115	340
5.	Damon Thornton	1997-01	111	270
6.	Julius Hodge	2002-05	129	255
7.	Tom Gugliotta*	1989-92	112	238
8.	Ron Kelley	1998-01	110	235
9.	C.J. Leslie	2010-13	99	221
10.	Ben McCauley	2006-09	124	213
11.	Tracy Smith	2008-11	106	217
12.	Bryant Feggins	1990-95	110	191
13.	<b>Abdul-Malik Abu</b>	<b>2014-pres.</b>	<b>69</b>	<b>186</b>
14.	Marcus Melvin	2001-04	122	174
15.	Damien Wilkins	2000-01	60	169

\* - Offensive rebounds not kept every season

## REBOUND AVERAGE

Season				
Rk	Name	Yr.	GP	Reb Avg
1.	Ronnie Shavlik	1955-56	28	545 19.5
2.	Ronnie Shavlik	1954-55	32	581 18.1
3.	John Richter	1958-59	26	370 14.2
4.	Tommy Burleson	1971-72	26	365 14.0
5.	Ronnie Shavlik	1953-54	35	472 13.4
6.	Mel Thompson	1951-52	30	397 13.2
7.	Paul Horvath	1950-51	34	448 13.2
8.	George Stepanovich	1958-59	26	331 12.7
9.	John Richter	1956-57	24	305 12.7
10.	Tommy Burleson	1973-74	31	377 12.2
11.	Tommy Burleson	1972-73	27	324 12.0
12.	Cliff Dwyer	1954-55	28	324 11.6

## YEARLY REBOUNDING LEADERS

Year	Name	G	Reb	Avg	Year	Name	G	Reb	Avg
1952-53	Bobby Speight	32	356	11.1	1987-88	Charles Shackelford +	31	297	9.6
1953-54	Ronnie Shavlik	35	472	13.5	1988-89	Chucky Brown	31	274	8.8
1954-55	Ronnie Shavlik	32	581	18.2	1989-90	Tom Gugliotta	30	211	7.0
1955-56	Ronnie Shavlik +	28	545	19.5	1990-91	Tom Gugliotta	31	281	9.1
1956-57	John Richter	24	305	12.7	1991-92	Tom Gugliotta+	30	293	9.0
1957-58	John Richter	24	261	10.9	1992-93	Kevin Thompson	27	246	9.1
1958-59	John Richter +	26	370	14.2	1993-94	Todd Fuller	30	253	8.4
1959-60	Bob DiStefano	26	237	9.1	1994-95	Todd Fuller	27	231	8.6
1960-61	Bob DiStefano	25	214	8.6	1995-96	Todd Fuller	31	308	9.9
1961-62	John Punger	17	162	9.5	1996-97	Damon Thornton	23	161	7.0
1962-63	Pete Auksel	21	159	7.6	1997-98	Kenny Inge	32	238	7.4
1963-64	Pete Auksel	19	159	8.4	1998-99	Damon Thornton	32	202	6.3
1964-65	Pete Coker	25	250	10.0	1999-00	Damon Thornton	32	243	7.6
1965-66	Pete Coker	27	268	9.9	2000-01	Kenny Inge	29	209	7.2
1966-67	Bill Kretzer	26	187	7.2	2001-02	Anthony Grundy	34	186	5.5
1967-68	Vann Williford	26	210	8.1	2002-03	Julius Hodge	31	350	5.5
1968-69	Vann Williford	25	250	10.0	2003-04	Marcus Melvin	31	251	8.1
1969-70	Vann Williford	30	300	10.0	2004-05	Julius Hodge	34	255	6.6
1970-71	Paul Coder	27	227	8.4	2005-06	Cedric Simmons	32	203	6.3
1971-72	Tommy Burleson +	26	365	14.0	2006-07	Brandon Costner	36	264	7.3
1972-73	Tommy Burleson +	27	324	12.0	2007-08	J.J. Hickson	31	262	8.5
1973-74	Tommy Burleson	31	377	12.2	2008-09	Ben McCauley	30	234	7.8
1974-75	Phil Spence	28	281	10.0	2009-10	Tracy Smith	35	256	7.3
1975-76	Kenny Carr	30	310	10.3	2010-11	C.J. Leslie	30	216	7.2
1976-77	Kenny Carr	28	278	9.9	2011-12	Richard Howell	37	342	9.2
1977-78	Tiny Pinder	30	187	6.2	2012-13	Richard Howell	35	380	10.9
1978-79	Hawkeye Whitney	30	184	6.1	2013-14	T.J. Warren	35	250	7.1
1979-80	Hawkeye Whitney	28	138	4.9	2014-15	Lennard Freeman	35	197	5.6
1980-81	Thurl Bailey	27	165	6.1	2015-16	Abdul-Malik Abu	33	289	8.8
1981-82	Thurl Bailey	32	216	6.8	+ Indicates led ACC				
1982-83	Thurl Bailey	36	276	7.7					
1983-84	Cozell McQueen	33	297	9.0					
1984-85	Cozell McQueen	33	227	6.9					
1985-86	Chris Washburn	34	229	6.7					
1986-87	Charles Shackelford	34	260	7.6					



Tommy Burleson is the Pack's No. 2 all-time leading rebounder with 1,066 boards. He led the ACC in rebounding in 1972 (14.0 rpg) and in 1973 (12.0).

## Career

(Min 40 Games)

Rk	Name	Yrs.	Gm	Reb	Avg
1.	Ronnie Shavlik	1954-56	95	1598	16.8
2.	Tommy Burleson	1972-74	84	1066	12.7
3.	John Richter	1957-59	74	936	12.7
4.	Mel Thompson	1952-54	97	1063	10.9
5.	Bobby Speight	1951-53	102	1057	10.4
6.	Pete Coker	1965-66	52	518	10.0
7.	Vann Williford	1968-70	81	760	9.4
8.	Kenny Carr	1975-77	86	789	9.2
9.	Phil Spence	1974-76	88	742	8.4
10.	Phil DiNardo	1954-56	86	705	8.2
11.	David Thompson	1973-75	86	694	8.1
12.	Richard Howell	2009-13	132	1055	8.0
13.	Paul Coder	1970-72	83	653	7.9
14.	Charles Shackelford	1986-88	94	735	7.8
15.	Todd Fuller	1993-96	115	887	7.7
16.	Pete Auksel	1962-64	57	418	7.3



**FIELD GOALS MADE**

Game		FGM
Rk	Name, Opponent (Date)	
1.	David Thompson, Buffalo St. (12/5/74)	27
2.	Ronnie Shavlik, Wm & Mary (12/1/54)	22
3.	David Thompson, Davidson (12/25/74)	19
4.	Hawkeye Whitney, Clemson (1/30/79)	18
	Kenny Carr, Western Ky. (12/26/75)	18
	Kenny Carr, Duke (1/2/76)	18
	Tommy Burleson, Maryland (3/9/74)	18
	Ed Leftwich, Atlantic Christian (12/8/69)	18

Season				
Rk	Name	Year	FGM	FGA
1.	David Thompson	1974-75	347	635
2.	T.J. Warren	2013-14	342	652
3.	David Thompson	1973-74	325	594
4.	Kenny Carr	1975-76	322	607
5.	Rodney Monroe	1990-91	285	641
6.	Vann Williford	1969-70	281	562
7.	David Thompson	1972-73	267	467
8.	Ronnie Shavlik	1954-55	260	646
9.	Thurl Bailey	1982-83	250	499
10.	Cat Barber	2015-16	248	572
11.	Chris Washburn	1985-86	241	429
	Sammy Ranzino	1950-51	241	760
	Sammy Ranzino	1949-50	241	721
14.	Tom Gugliotta	1991-92	240	534
	Rodney Monroe	1988-89	240	513

Career				
Rk	Name	Years	FGM	FGA
1.	David Thompson	1973-75	939	1698
2.	Rodney Monroe	1988-91	885	1936
3.	Hawkeye Whitney	1977-80	826	1628
4.	Sammy Ranzino	1948-51	744	2237
5.	Kenny Carr	1975-77	710	1375
6.	Julius Hodge	2002-05	665	1407
7.	Ronnie Shavlik	1954-56	649	1647
8.	Tommy Burleson	1972-74	641	1243
9.	Thurl Bailey	1980-83	611	1190
10.	Vann Williford	1968-70	594	1161
11.	Dick Dickey	1947-50	590	NA
12.	Anthony Grundy	1999-02	589	1362
13.	Todd Fuller	1993-96	586	1176
14.	Lorenzo Charles	1982-85	583	2260
15.	Clyde Austin	1977-80	577	1194

**FIELD GOALS ATTEMPTED**

Game		FGA
Rk	Name, Opponent, Date	
1.	Sammy Ranzino, Furman (12/1/51)	40
2.	Rodney Monroe, Ga. Tech (1/13/91)	37
	David Thompson, Buffalo St. (12/5/74)	37
3.	Ronnie Shavlik, Villanova (1/29/54)	36
4.	David Thompson, Davidson (12/21/74)	32

Season (Since 1950)					
Rk	Name	Year	GP	FGM	FGA
1.	Sammy Ranzino	1950-51	34	241	760
2.	Sammy Ranzino	1949-50	33	241	721
3.	T.J. Warren	2013-14	35	342	652
4.	Ronnie Shavlik	1954-55	32	260	646
5.	Rodney Monroe	1990-91	31	285	641
6.	David Thompson	1974-75	28	347	635
7.	Vic Molodet	1953-54	35	177	609
8.	Kenny Carr	1975-76	30	322	607
9.	David Thompson	1973-74	31	325	594
10.	Bobby Speight	1952-53	32	218	575
11.	Ronnie Shavlik	1953-54	35	212	572

**YEARLY FG PERCENTAGE LEADERS (MIN. 3 FG MADE PER GAME)**

Year	Name	Gm	FGM-FGA	FG%
1952-53	Bill Kukoy	32	127-334	.380
1953-54	Mel Thompson	35	213-525	.406
1954-55	Vic Molodet	32	157-380	.413
1955-56	John Maglio	28	138-304	.454
1956-57	John Richter +	24	136-262	.519
1957-58	Bob MacGillivray	24	96-196	.490
1958-59	John Richter	26	158-369	.428
1959-60	Don Gallagher	26	90-210	.429
1960-61	Ken Rohloff	25	124-239	.519
1961-62	John Punger	17	97-204	.475
1962-63	John Key	19	78-154	.506
1963-64	Larry Lakins+	12	97-162	.599
1964-65	Larry Lakins	25	193-362	.533
1965-66	Pete Coker	27	168-314	.535
1966-67	Jerry Moore	23	98-200	.490
1967-68	Vann Williford +	26	109-190	.574
1968-69	Rick Anheuser	25	93-186	.500
1969-70	Paul Coder	30	192-335	.573
1970-71	Paul Coder	27	156-276	.565
1971-72	Paul Coder	26	94-168	.560
1972-73	David Thompson	27	267-469	.569
1973-74	David Thompson	31	325-594	.547
1974-75	Phil Spence	28	147-254	.579
1975-76	Glenn Sudhop	30	114-211	.540
1976-77	Hawkeye Whitney	28	188-366	.514
1977-78	Tony Warren	31	143-271	.528
1978-79	Hawkeye Whitney	30	238-445	.535
1979-80	Hawkeye Whitney	28	207-397	.521
1980-81	Art Jones	23	115-216	.532
1981-82	Thurl Bailey	32	171-312	.548
1982-83	Lorenzo Charles	36	109-201	.542
1983-84	Lorenzo Charles	33	222-411	.540
Year	Name	Gm	FGM-FGA	FG%
1984-85	Lorenzo Charles	33	236-411	.574
1985-86	Chris Washburn	34	241-429	.562
1986-87	Mike Gioni	35	106-209	.507
1987-88	Chucky Brown	32	226-395	.572
1988-89	Avie Lester	31	107-195	.549
1989-90	Brian D'Amico	30	94-170	.553
1990-91	Kevin Thompson	31	115-190	.605
1991-92	Kevin Thompson +	30	194-311	.624
1992-93	Kevin Thompson	27	176-324	.543
1993-94	Bryant Feggins	30	111-226	.491
1994-95	Todd Fuller	27	164-316	.519
1995-96	Todd Fuller	31	225-445	.506
1996-97	Damon Thornton	23	71-129	.550
1997-98	Kenny Inge	32	115-223	.516
1998-99	Ron Kelley	33	138-268	.515
1999-00	Damon Thornton	32	124-236	.525
2000-01	Archie Miller	20	59-102	.578
2001-02	Josh Powell	34	95-180	.528
2002-03	Josh Powell	31	144-252	.571
2003-04	Julius Hodge +	31	189-373	.507
2004-05	Julius Hodge	34	197-400	.493
2005-06	Cedric Simmons	32	128-218	.582
2006-07	Ben McCauley	36	211-361	.584
2007-08	J.J. Hickson +	31	163-276	.591
2008-09	Ben McCauley	30	136-253	.538
2009-10	Tracy Smith +	35	222-424	.524
2010-11	Tracy Smith	21	113-228	.496
2011-12	C.J. Leslie	34	192-336	.525
2012-13	T.J. Warren +	35	186-299	.622
2013-14	T.J. Warren +	35	342-652	.525
2014-15	Cat Barber	35	144-328	.439
<b>2015-16</b>	<b>Abdul-Malik Abu</b>	<b>33</b>	<b>165-337</b>	<b>.490</b>

+ Indicates led ACC

11.	Cat Barber	2015-16	33	248	572
13.	Bobby Speight	1951-52	33	211	563
14.	Vann Williford	1969-70	30	281	562
15.	Ed Leftwich	1969-70	30	223	538

Career					
Rk	Name	Years	GP	FGM	FGA
1.	Sammy Ranzino	1948-51	132	744	2,237
2.	Dick Dickey	1947-50	123	590	1,956
3.	Rodney Monroe	1988-91	124	885	1,936
4.	David Thompson	1973-75	86	939	1,698
5.	Ronnie Shavlik	1954-56	95	649	1,647
6.	Hawkeye Whitney	1977-80	117	826	1,628
7.	Bob Speight	1951-53	102	575	1,602
8.	Mel Thompson	1952-54	97	532	1,448
9.	Julius Hodge	2002-05	129	665	1,407
10.	Kenny Carr	1975-77	86	710	1,375
11.	Paul Horvath	1948-51	132	NA	1,370
12.	Anthony Grundy	1999-02	121	589	1,362
	Vic Molodet	1954-56	94	496	1,362
14.	Tommy Burleson	1972-74	84	641	1,243
15.	Clyde Austin	1977-80	115	577	1,194

**FIELD GOAL PERCENTAGE**

Season (Min 100 FG Made)				
Rk	Name	Year	FGM-A	FG%
1.	Kevin Thompson	1991-92	194-311	.624
2.	T. J. Warren	2012-13	186-299	.622
3.	Kevin Thompson	1990-91	115-190	.605
4.	J.J. Hickson	2007-08	163-276	.591
5.	Ben McCauley	2006-07	211-361	.584

6.	Cedric Simmons	2005-06	128-218	.582
7.	Phil Spence	1977-78	147-254	.579
8.	Lorenzo Charles	1984-85	236-411	.575
9.	Vann Williford	1967-68	109-190	.574
10.	Paul Coder	1969-70	192-335	.573
11.	Chucky Brown	1987-88	226-395	.572
12.	Josh Powell	2002-03	144-252	.571
13.	Richard Howell	2012-13	183-321	.570
14.	David Thompson	1972-73	267-469	.569
15.	Paul Coder	1970-71	156-276	.565

Career (Min 200 FG Made)				
Rk	Name	Years	FGM-A	FG%
1.	Kevin Thompson	1990-93	530-901	.588
2.	Paul Coder	1970-72	442-779	.567
3.	Chucky Brown	1985-89	555-996	.557
4.	T.J. Warren	2012-14	528-951	.555
5.	Josh Powell	2001-03	239-432	.553
6.	David Thompson	1973-75	939-1698	.553
7.	Lorenzo Charles	1982-85	583-1055	.552
8.	Damon Thornton	1997-01	343-627	.547
9.	Phil Spence	1974-76	396-731	.542
10.	Larry Lakins	1962-65	349-646	.540
11.	Ben McCauley	2006-09	438-819	.535
12.	Pete Coker	1965-66	300-567	.529
13.	Tommy Mattocks	1964-66	373-709	.526
14.	Tracy Smith	2008-11	471-905	.520
15.	Kenny Carr	1975-77	710-1375	.516

## YEARLY 3-POINT FIELD GOAL PERCENTAGE LEADERS

Year	Player	3PM-3PA	Pct
1982-83	Terry Gannon	53-90	.589
1986-87	Vinny Del Negro	36-72	.500
1987-88	Rodney Monroe	49-114	.430
1988-89	Rodney Monroe	85-212	.401
1989-90	Rodney Monroe +	84-174	.483
1990-91	Migjen Bakalli	42-88	.477
1991-92	Curtis Marshall	37-88	.420
1992-93	Curtis Marshall	53-145	.366
1993-94	Lakista McCuller	60-172	.349
1994-95	Jeremy Hyatt	33-79	.418
1995-96	Curtis Marshall	45-111	.405
1996-97	C.C. Harrison	46-106	.434
1997-98	C.C. Harrison +	80-183	.437
1998-99	Adam Harrington	71-198	.359
1999-00	Justin Gainey	38-100	.380

Year	Player	3PM-3PA	Pct
2000-01	Archie Miller	42-73	.575
2001-02	Marcus Melvin	46-105	.438
2002-03	Scooter Sherrill	70-175	.400
2003-04	Engin Atsür	46-120	.383
2004-05	Ilian Evtimov	66-155	.426
2005-06	Tony Bethel	69-157	.439
2006-07	Brandon Costner	61-161	.379
2007-08	Gavin Grant	32-82	.390
2008-09	Courtney Fells	43-108	.398
2009-10	Scott Wood	63-169	.373
2010-11	Scott Wood	72-172	.419
2011-12	Scott Wood	95-232	.409
2012-13	T.J. Warren	14-27	.519
2013-14	Ralston Turner	77-207	.372
2014-15	Trevor Lacey	78-199	.392
2015-16	Caleb Martin	79-219	.361

+ Indicates led AC

## 3-POINT FIELD GOALS MADE

Rk	Name, Opponent, Date	3FGM
1.	Rodney Monroe, UNC Asheville (12/21/89)	9
2.	Ralston Turner, Tennessee (12/17/14)	8
	C.C. Harrison, No. Carolina (2/21/98)	8
	Tom Gugliotta, No. Carolina (1/22/92)	8
	Migjen Bakalli, Maryland (2/27/91)	8
5.	Scott Wood, Virginia (3-15/13)	7
	Scott Wood, Florida State (1/12/10)	7
	Danny Strong, Georgia Tech (2/23/96)	7
	Ishua Benjamin, Prairie View A&M (11/26/94)	7
	Tom Gugliotta, Maryland (2/13/92)	7
	Terry Gannon, Wake Forest (3/5/83)	7
	Terry Gannon, Maryland (1/29/83)	7
	Dereck Whittenburg, Virginia (1/12/83)	7

Season				
Rk	Name	Year	GP	3FGM
1.	Scott Wood	2012-13	35	104
	Rodney Monroe	1990-91	31	104
3.	Scott Wood	2011-12	36	95
4.	Ralston Turner	2014-15	36	94
5.	Tom Gugliotta	1991-92	30	93
6.	Rodney Monroe	1988-89	31	85
7.	Rodney Monroe	1989-90	30	84
8.	<b>Maverick Rowan</b>	<b>2015-16</b>	<b>33</b>	<b>81</b>
9.	C.C. Harrison	1997-98	32	80
10.	Caleb Martin	2015-16	33	79

Career				
Rk	Name	Years	GP	3FGM
1.	Scott Wood	2009-13	138	334
2.	Rodney Monroe	1987-91	124	322
3.	Engin Atsür	2003-07	119	223
4.	Archie Miller	1998-02	123	218
5.	Ilian Evtimov	2002-06	131	199
6.	Lakista McCuller	1991-95	111	197
7.	Tom Gugliotta	1988-92	112	183
8.	Curtis Marshall	1991-96	116	179
9.	Ralston Turner	2013-15	72	171
10.	Marcus Melvin	2001-04	122	170
11.	Anthony Grundy	1999-02	121	164
12.	C.C. Harrison	1995-98	115	161

## 3-POINT FIELD GOALS ATTEMPTED

Rk	Name, Opponent, Date	3FGA
1.	Ralston Turner, Tennessee (12/17/14)	17
	Chris Corchiani, Maryland (1/26/91)	17
3.	Scott Wood, Syracuse (12/4/10)	15
	Rodney Monroe, Virginia (2/1/89)	15
	Ralston Turner, Maryland (1/20/14)	15
6.	Anthony Grundy, Clemson (1/13/01)	14
	Tom Gugliotta, No. Carolina (1/22/92)	14
	Rodney Monroe, UNC Asheville (12/21/89)	14
9.	7 Players Tied	13



Archie Miller, now the head coach at Dayton, connected on 57.5 percent of his 3-point attempts in 2001, the second best season percentage in NC State annals.

Season				
Rk	Name	Year	GP	3FGA
1.	Ralston Turner	2014-15	36	256
2.	<b>Maverick Rowan</b>	<b>2015-16</b>	<b>33</b>	<b>241</b>
3.	Rodney Monroe	1990-91	31	239
4.	Scott Wood	2012-13	35	236
5.	Tom Gugliotta	1991-92	30	233
6.	Scott Wood	2011-12	36	232
7.	Caleb Martin	2015-16	33	219
8.	Rodney Monroe	1988-89	31	212
9.	Ralston Turner	2013-14	36	207
10.	Adam Harrington	1998-99	32	198
11.	Danny Strong	1995-96	31	189
12.	C.C. Harrison	1997-98	32	183
	Lakista McCuller	1994-95	27	183
14.	Archie Miller	2001-02	34	181

Career				
Rk	Name	Years	GP	3FGA
1.	Scott Wood	2009-13	138	809
2.	Rodney Monroe	1987-91	124	739
3.	Engin Atsür	2003-07	119	578
4.	Lakista McCuller	1991-95	111	564
5.	Archie Miller	1998-02	123	509
6.	Ilian Evtimov	2002-06	131	508
7.	Anthony Grundy	1999-02	121	493
8.	Curtis Marshall	1991-96	116	487
9.	Ishua Benjamin	1995-98	119	486
10.	Ralston Turner	2013-15	72	463
11.	Marcus Melvin	2001-04	122	450
12.	Tom Gugliotta	1988-92	112	448
13.	Scooter Sherrill	2001-04	117	412
14.	Courtney Fells	2006-09	111	407

## 3-POINT FIELD GOAL PERCENTAGE

Season (Min. 20 3FG Made)				
Rk	Name	Year	3FGM-A	Pct.
1.	Terry Gannon	1982-83	53-90	.589
2.	Archie Miller	2000-01	59-102	.575
3.	Vinny Del Negro	1986-87	36-72	.500
4.	Chris Corchiani	1987-88	20-40	.500
5.	Tom Gugliotta	1989-90	23-47	.489
6.	Rodney Monroe	1989-90	84-174	.483
7.	Migjen Bakalli	1990-91	42-88	.477
8.	Dereck Whittenburg	1982-83	39-82	.476
9.	Dennis Horner	2006-07	22-48	.458
10.	Scott Wood	2012-13	104-236	.441

Career (Min. 75 Attempts)				
Rk	Name	Years	3FGM-A	Pct.
1.	Terry Gannon	1981-85	53-90	.589
2.	D. Whittenburg	1979-83	39-82	.476
3.	Vinny Del Negro	1984-88	67-150	.447
4.	Rodney Monroe	1987-91	322-739	.436
5.	Bennie Bolton	1983-87	69-161	.429
6.	Archie Miller	1998-02	218-509	.428
7.	Tom Gugliotta	1988-92	183-448	.408
	Chris Corchiani	1987-91	127-311	.408
9.	Marcus Melvin	2001-04	111-286	.405
	Tim Wells	1997-01	49-121	.405

**Bold** indicates current player.

## FREE THROWS MADE

Game				
Rk	Name, Opponent, Date	FTM		
1.	Cat Barber, Winthrop (11/27/15)	19		
	Ronnie Shavlik, Penn State (12/9/54)	19		
3.	Cat Barber, Wake Forest (2/13/16)	17		
	Kenny Carr, UNC Asheville (12/6/75)	17		
	Ronnie Shavlik, Villanova (1/29/55)	17		
	Mel Thompson, No. Carolina (1/19/54)	17		
7.	Dereck Whittenburg, Wichita St. (12/29/81)	16		
	Vic Molodet, Wake Forest (12/16/55)	16		
9.	Chris Corchiani, Maryland (1/27/90)	15		
10.	9 Players Tied (last Cat Barber 2016)	14		

Season				
Rk	Name	Year	GP	FTM
1.	Cat Barber	2015-16	33	274
2.	Sammy Ranzino	1950-51	34	305
3.	Mel Thompson	1953-54	35	335
4.	Mel Thompson	1952-53	32	299
5.	Ronnie Shavlik	1954-55	32	267
6.	Todd Fuller	1995-96	31	229
7.	Julius Hodge	2002-03	31	219
8.	Julius Hodge	2004-05	34	253
9.	Vic Molodet	1955-56	27	196
10.	Rodney Monroe	1990-91	31	183

Career				
Rk	Name	Years	GP	FTM
1.	Julius Hodge	2002-05	129	784
2.	Sammy Ranzino	1948-51	132	661
3.	Kenny Inge	1998-01	123	699
4.	Ronnie Shavlik	1954-56	95	709
5.	Dick Dickey	1947-50	123	710
6.	Rodney Monroe	1988-91	124	549
7.	David Thompson	1973-75	86	565
8.	Cat Barber	2013-16	104	536
9.	Vic Molodet	1954-56	94	562
10.	Mel Thompson	1952-54	97	802
11.	Todd Fuller	1993-96	115	500
12.	Chris Corchiani	1988-91	124	477
13.	Gavin Grant	2005-08	132	519
14.	Lorenzo Charles	1982-85	126	525
15.	Vann Williford	1968-70	81	469

## FREE THROWS ATTEMPTED

Game				
Rk	Name, Opponent, Date	FTA		
1.	Ronnie Shavlik, Villanova (1/29/55)	26		
2.	Mel Thompson, No. Carolina (1/27/54)	23		
3.	Cat Barber, Winthrop (11/27/15)	22		
4.	Cat Barber, Wake Forest (2/13/16)	20		
	Mel Thompson, Duke (2/14/53)	20		
6.	Kenny Inge, Virginia (2/7/01)	19		
	Mel Thompson, West Virginia (3/6/53)	19		
8.	Kenny Carr, UNC Asheville (12/6/75)	18		
9.	13 Players Tied (last T.J. Warren 2014)	17		

Season				
Rk	Name	Year	FTM	FTA
1.	Mel Thompson	1953-54	216	335
2.	Sammy Ranzino	1950-51	224	305
3.	Mel Thompson	1952-53	194	299
4.	Cat Barber	2015-16	237	274
5.	Ronnie Shavlik	1954-55	187	267
6.	Julius Hodge	2004-05	169	253
7.	Todd Fuller	1995-96	183	229
8.	Ronnie Shavlik	1955-56	156	227

## YEARLY FREE THROW PERCENTAGE LEADERS

Year	Name	G	FTM-FTA	Pct.	Year	Name	G	FTM-FTA	Pct.
1952-53	Herb Applebaum	29	51-70	.729	1983-84	Terry Gannon	33	75-89	.843
1953-54	Herb Applebaum	35	87-120	.725	1984-85	Spud Webb	33	86-113	.761
1954-55	Ronnie Scheffel	30	51-65	.785	1985-86	Ernie Myers	34	88-106	.830
1955-56	Vic Molodet	27	167-196	.852	1986-87	Vinny Del Negro	35	63-76	.887
1956-57	Bob Seitz	26	95-109	.872	1987-88	Vinny Del Negro	32	104-124	.839
1957-58	Lou Pucillo	24	76-105	.724	1988-89	Chris Corchiani	31	99-123	.805
1958-59	Dan Englehardt	26	50-61	.820	1989-90	Chris Corchiani	30	89-119	.832
1959-60	Dan Englehardt	22	50-57	.877	1990-91	Rodney Monroe +	31	162-183	.885
1960-61	Bob DiStefano	25	112-137	.818	1991-92	Curtis Marshall	28	35-50	.700
1961-62	Jon Speaks	17	76-98	.776	1992-93	Marc Lewis	23	32-41	.780
1962-63	John Key	19	45-54	.833	1993-94	Curtis Marshall	30	89-117	.761
1963-64	Larry Lakins	12	55-69	.797	1994-95	Todd Fuller	27	116-138	.841
1964-65	Tom Mattocks	26	75-97	.773	1995-96	Todd Fuller	31	183-229	.799
1965-66	Pete Coker	27	82-101	.812	1996-97	Danny Strong	32	45-59	.763
1966-67	Nick Trifunovich	26	46-60	.767	1997-98	Tim Wells	26	35-39	.897
1967-68	Eddie Biedenbach	26	85-112	.759	1998-99	Tim Wells	33	68-77	.883
1968-69	Joe Serdich	25	65-75	.867	1999-00	Justin Gainey	34	65-87	.747
1969-70	Vann Williford	30	148-185	.800	2000-01	Archie Miller	20	26-32	.813
1970-71	Rick Holdt	27	74-89	.831	2001-02	Archie Miller	34	67-78	.859
1971-72	Joe Cafferky	26	63-79	.797	2002-03	Scooter Sherrill	31	47-54	.870
1972-73	David Thompson	27	132-160	.825	2003-04	Ilian Evtimov	31	78-89	.876
1973-74	Monte Towse	31	60-74	.811	2004-05	Andrew Brackman	35	83-103	.806
1974-75	David Thompson	28	144-197	.731	2005-06	Ilian Evtimov	31	51-57	.895
1975-76	Phil Spence	30	88-107	.822	2006-07	Engin Atsür	24	45-57	.789
1976-77	Clyde Austin	28	59-80	.738	2007-08	Brandon Costner	39	74-90	.822
1977-78	Kenny Matthews	31	59-70	.843	2008-09	Courtney Fells	27	36-42	.857
1978-79	Kenny Matthews	30	34-41	.829	2009-10	Julius Mays	36	55-64	.859
1979-80	Hawkeye Whitney	28	107-149	.718	2010-11	Scott Wood	31	36-39	.923
1980-81	Dereck Whittenburg	27	46-58	.793	2011-12	Scott Wood	36	88-97	.907
1981-82	Dereck Whittenburg	32	118-142	.831	2012-13	Scott Wood	35	85-93	.914
1982-83	Terry Gannon	36	56-62	.903	2013-14	Tyler Lewis	36	32-43	.744

+ Indicates led ACC

	Paul Horvath	1950-51	150	227
10.	T.J. Warren	2013-14	156	226

Career			
Rk	Name	Years	FTM FTA
1.	Mel Thompson	1952-54	410 802
2.	Julius Hodge	2002-05	596 784
3.	Dick Dickey	1947-50	462 710
4.	Ronnie Shavlik	1954-56	463 709
5.	Kenny Inge	1998-01	476 699
6.	Sammy Ranzino	1948-51	479 661
7.	Paul Horvath	1948-51	NA 622
8.	David Thompson	1973-75	431 565
9.	Vic Molodet	1954-56	413 562
10.	Rodney Monroe	1988-91	459 549
11.	Cat Barber	2013-16	425 536
12.	Lorenzo Charles	1982-85	369 525
13.	Gavin Grant	2005-08	381 519
14.	Kenny Carr	1975-77	352 517
15.	Todd Fuller	1993-96	400 500

## FREE THROW PERCENTAGE

Season (Minimum of 2.0 made per game)			
Rk	Player	Year	FTM-FTA Pct.
1.	Scott Wood	2012-13	85-93 .914
2.	Scott Wood	2011-12	88-97 .907
3.	Rodney Monroe	1990-91	162-183 .885
4.	Tim Wells	1998-99	68-77 .883
5.	Dan Englehardt	1959-60	50-57 .877
6.	Ilian Evtimov	2003-04	78-89 .876
7.	Justin Gainey	1998-99	76-87 .874
8.	Bob Seitz	1956-57	95-109 .872
9.	Ryan Harrow	2010-11	67-77 .870
10.	Joe Serdich	1968-69	65-75 .867

Career (Minimum of 100 FTs Made)			
Rk	Player	Years	FTM-FTA Pct.
1.	Scott Wood	2009-13	233-263 .886
2.	Terry Gannon	1982-85	175-205 .854
3.	Archie Miller	1998-02	165-195 .846
4.	Bob Seitz	1955-57	147-175 .840
5.	Scooter Sherrill	2001-04	164-196 .837
6.	Rodney Monroe	1988-91	459-549 .836
7.	Dan Englehardt	1958-60	112-134 .836
8.	Tim Wells	1997-00	110-133 .827
9.	Vinny Del Negro	1984-88	189-229 .825
10.	Chris Corchiani	1987-90	392-477 .822
11.	Julius Hodge	2002-05	427-531 .804
12.	Todd Fuller	1993-96	400-500 .800
13.	Dereck Whittenburg	1980-83	269-339 .794
14.	Cat Barber	2013-16	425-536 .793
15.	Ilian Evtimov	2002-06	227-287 .791

## ASSISTS

Game			
Rk	Name, Opponent, Date		Ast.
1.	Chris Corchiani, Maryland (2/27/91)		20
2.	Spud Webb, Northeastern (2/15/84)		18
	Sidney Lowe, West. Carolina (11/29/82)		18
4.	Chris Corchiani, Florida St. (12/27/89)		16
	Chris Corchiani, Alabama St. (12/20/88)		16
	Chris Corchiani, Akron (11/28/88)		16
7.	Ishua Benjamin, Sam Houston St. (12/18/97)		15
	Chris Corchiani, UNC Asheville (12/21/89)		15
	Chris Corchiani, Ga. Tech (2/20/88)		15
	Max Perry, East Carolina (1/24/81)		15

Season				
Rk	Name	Year	GP	Ast.
1.	Chris Corchiani	1990-91	31	299
2.	Sidney Lowe	1982-83	36	271
3.	Chris Corchiani	1988-89	31	266
4.	Lorenzo Brown	2012-13	33	239
4.	Chris Corchiani	1989-90	30	238
5.	Chris Corchiani	1987-88	32	235
6.	Lorenzo Brown	2011-12	37	234
7.	Nate McMillan	1985-86	34	233
8.	Spud Webb	1983-84	33	199
9.	Sidney Lowe	1980-81	24	184
10.	Sidney Lowe	1981-82	32	182

Career				
Rk	Name	Years	GP	Ast.
1.	Chris Corchiani	1988-91	124	*1,038
2.	Sidney Lowe	1980-83	120	762
3.	Lorenzo Brown	2010-13	101	589
4.	Clyde Austin	1977-80	115	473
5.	Julius Hodge	2002-05	129	454
6.	Ishua Benjamin	1995-98	119	435
7.	Curtis Marshall	1992-96	116	430
8.	Cat Barber	2013-16	104	403
9.	Nate McMillan	1985-86	67	402
10.	Spud Webb	1984-85	66	373
11.	Engin Atsür	2004-07	119	365
12.	Anthony Grundy	1999-02	121	356
13.	Monte Towse	1973-75	86	350
14.	Justin Gainey	1997-00	128	344
15.	Gavin Grant	2005-08	132	339
16.	Javier Gonzalez	2008-11	119	336
17.	Cliff Crawford	2000-03	124	309
18.	Jeremy Hyatt	1994-97	119	307
19.	Ilian Evtimov	2002-06	131	304
20.	Rodney Monroe	1988-91	124	299

\*First player in NCAA history to reach 1,000 assists

## ASSIST/TURNOVER RATIO

Season				
Rk	Name	Year	Ast-TO	Ratio
1.	Tyler Lewis	2013-14	135-38	3.55
2.	Sidney Lowe	1982-83	271-81	3.35
3.	Chris Corchiani	1987-88	235-79	2.97
4.	Quentin Jackson	1987-88	56-19	2.95
5.	Sidney Lowe	1980-81	184-65	2.83
6.	Sidney Lowe	1981-82	182-69	2.64
7.	Chris Corchiani	1988-89	266-103	2.58

## YEARLY ASSIST LEADERS

Year	Player	Gms	Ast.	Avg
1972-73	Monte Towse	27	115	4.2
1973-74	Monte Towse	31	119	3.8
1974-75	Monte Towse	28	116	4.1
1975-76	Craig Davis	30	94	3.1
1976-77	Clyde Austin	28	139	4.9
1977-78	Clyde Austin	29	122	4.2
1978-79	Clyde Austin	30	121	4.0
1979-80	Sidney Lowe +	28	125	4.5
1980-81	Sidney Lowe	24	184	7.7
1981-82	Sidney Lowe +	32	182	5.7
1982-83	Sidney Lowe	36	271	7.5
1983-84	Spud Webb +	33	199	6.0
1984-85	Spud Webb	33	174	5.3
1985-86	Nate McMillan	34	233	6.8
1986-87	Vinnie Del Negro	35	102	2.9
1987-88	Chris Corchiani	32	235	7.3
1988-89	Chris Corchiani +	31	266	8.6
1989-90	Chris Corchiani	30	238	7.9
1990-91	Chris Corchiani +	31	299	9.6
1991-92	Donnie Seale	24	108	4.5
1992-93	Curtis Marshall	27	116	4.3
1993-94	Curtis Marshall	30	134	4.5
1994-95	Ishua Benjamin	27	125	4.6

Year	Player	Gms	Ast.	Avg
1995-96	Curtis Marshall	31	110	3.5
1996-97	Jeremy Hyatt	32	97	3.0
1997-98	Ishua Benjamin	32	120	3.8
1998-99	Justin Gainey	33	126	3.8
1999-00	Justin Gainey	34	95	2.8
	Anthony Grundy	33	91	2.8
2000-01	Clifford Crawford	29	102	3.5
2001-02	Anthony Grundy	34	120	3.5
2002-03	Clifford Crawford	31	131	4.2
2003-04	Julius Hodge	31	112	3.6
2004-05	Julius Hodge	34	162	4.8
2005-06	Engin Atsür	32	109	3.4
2006-07	Engin Atsür	24	101	4.2
2007-08	Gavin Grant	31	91	2.9
2008-09	Javier Gonzalez	22	72	3.3
2009-10	Javier Gonzalez	35	129	3.7
2010-11	Lorenzo Brown	31	116	3.7
2011-12	Lorenzo Brown	37	234	6.3
2012-13	Lorenzo Brown +	33	239	7.2
2013-14	Tyler Lewis	36	135	3.8
2014-15	Cat Barber	35	130	3.7
2015-16	Cat Barber	33	147	4.5

+ indicates ACC Leader

8.	Sidney Lowe	1979-80	125-49	2.55
9.	Chris Corchiani	1990-91	299-119	2.51
10.	Chris Corchiani	1989-90	238-99	2.40
	Vinnie Del Negro	1987-88	115-48	2.40

Career				
Rk	Name	Years	Ast-TO	Ratio
1.	Tyler Lewis	2012-14	183-60	3.05
2.	Sidney Lowe	1979-83	762-259	2.94
3.	Chris Corchiani	1987-91	1038-400	2.60
4.	Spud Webb	1983-85	373-162	2.30
5.	Nate McMillan	1984-86	402-184	2.18
6.	Lorenzo Brown	2009-13	589-304	1.94
7.	Engin Atsür	2003-07	365-210	1.74
8.	Curtis Marshall	1992-96	430-272	1.58
9.	Justin Gainey	1996-00	344-238	1.45
9.	Julius Hodge	2001-05	454-332	1.37
10.	Ishua Benjamin	1994-98	435-331	1.31

## MOST ASSISTS WITHOUT A TURNOVER

Rk	Name, Opponent, Date	Ast.
1.	Ishua Benjamin, Sam Houston St. (12/18/97)	15
2.	Chris Corchiani, Ga. Tech (1/13/91)	13
	Sidney Lowe, Clemson (2/9/83)	13
	Sidney Lowe, Clemson (2/4/81)	13
5.	Sidney Lowe, Virginia (1/12/83)	12
6.	Tyler Lewis, Virginia Tech (2/22/14)	11
	Chris Corchiani, Louisville (12/29/88)	11
	Quentin Jackson, Creighton (12/28/88)	11
	Sidney Lowe, Campbell (11/28/82)	11
	Sidney Lowe, Clemson (1/2/82)	11
11.	Cliff Crawford, Old Dominion (12/2/01)	10
	Terry Gannon, Campbell (12/30/84)	10
	Sidney Lowe, Duke (2/16/82)	10
	Sidney Lowe, Georgia Tech (1/10/81)	10



The first player in NCAA history to reach 1,000 assists, Chris Corchiani owns four of the top five single-season assist marks in program history.

**BLOCKED SHOTS**

Game			
Rk	Name, Opponent, Date		Blk
1.	BeeJay Anya, Jacksonville (11/20/14)		10
	Todd Fuller, William & Mary (1/11/95)		9
	Thurl Bailey, West Virginia (12/28/82)		9
4.	Pano Fasoulas, Radford (12/21/85)		8
	Tommy Burleson, East Carolina (12/5/73)		8
6.	Avie Lester, Iowa (3/19/89)		7
	Chuck Nevitt, St. Francis (12/2/81)		7
	Tommy Burleson, Marquette (3/25/74)		7
	Phil Spence, East Carolina (11/30/74)		7
10.	10 Times (last BeeJay Anya 2015)		6

Season (Since 1976)				
Rk	Name	Year	GP	Blk
1.	Thurl Bailey	1982-83	36	95
2.	BeeJay Anya	2014-15	36	91
3.	Cedric Simmons	2005-06	32	80
4.	BeeJay Anya	2015-16	33	73
5.	Chuck Nevitt	1981-82	31	63
6.	Todd Fuller	1995-96	31	56
	Pano Fasoulas	1985-86	29	56
8.	C.J. Leslie	2011-12	37	54
9.	Damon Thornton	1999-00	32	50
10.	Kevin Thompson	1990-91	31	49
11.	Charles Shackelford	1986-87	34	48
12.	J.J. Hickson	2007-08	31	47
	Kevin Thompson	1991-92	30	47

Career (Since 1976)				
Rk	Name	Years	GP	Blk
1.	BeeJay Anya	2013-Pres.	102	210
2.	Thurl Bailey	1980-83	123	207
3.	Kevin Thompson	1990-93	118	150
4.	Damon Thornton	1997-01	110	146
5.	Todd Fuller	1993-96	115	143
6.	C.J. Leslie	2010-13	99	136
7.	Cozell McQueen	1982-85	134	121
8.	Glenn Sudhop	1976-79	117	117
9.	Cedric Simmons	2005-06	63	115
10.	Kevin Thompson	1990-00	118	112
11.	Kenny Inge	1998-01	123	106
12.	Charles Shackelford	1986-88	94	101

**STEALS**

Game			
Rk	Name, Opponent (Date)		Stls
1.	Mo Rivers, Clemson (1/12/74)		10
2.	Justin Gainey, Virginia (3/10/00)		9
	Lorenzo Brown, UNC Asheville (11/11/11)		8
	Quentin Jackson, Maryland (2/25/87)		8
5.	Anthony Grundy, Georgia (11/19/99)		7
	Ishua Benjamin, No. Carolina (2/21/98)		7
	Jeremy Hyatt, Wake Forest (3/2/96)		7
	Chris Corchiani, Maryland (1/27/90)		7
	Chris Corchiani, Duke (1/26/89)		7
	Nate McMillan, Clemson (2/5/86)		7
	Nate McMillan, Monmouth (12/30/85)		7
	Spud Webb, Duke (2/20/85)		7
	Clyde Austin, Duke (11/27/76)		7
	Kenny Carr, Duke (2/18/76)		7
	Monte Towe, Vermont (12/7/73)		7

**YEARLY LEADERS****YEARLY BLOCKED SHOTS LEADERS**

Year	Name	Gms	Blks	Avg
1975-76	Kenny Carr	30	35	1.2
1976-77	Kenny Carr	28	38	1.3
1977-78	Glenn Sudhop	31	45	1.4
1978-79	Glenn Sudhop	28	17	0.6
1979-80	Thurl Bailey	28	24	0.8
1980-81	Thurl Bailey	27	44	1.6
1981-82	Chuck Nevitt	31	63	2.0
1982-83	Thurl Bailey	36	95	2.6
1983-84	Cozell McQueen	33	44	1.3
1984-85	Nate McMillan	33	35	1.0
1985-86	Pano Fasoulas	29	56	1.9
1986-87	Charles Shackelford	34	48	1.4
1987-88	Charles Shackelford	31	26	0.8
1988-89	Avie Lester	31	39	1.2
1989-90	Brian Howard	30	29	0.9
1990-91	Kevin Thompson	31	49	1.6
1991-92	Kevin Thompson	30	47	1.6
1992-93	Kevin Thompson	27	38	1.4
1993-94	Todd Fuller	30	38	1.3
1994-95	Todd Fuller	27	45	1.7
1995-96	Todd Fuller	31	56	1.8
1996-97	Damon Thornton	23	27	1.2
1997-98	Kenny Inge	32	31	1.0
1998-99	Damon Thornton	32	35	1.1
1999-00	Damon Thornton	32	50	1.6
2000-01	Damon Thornton	20	29	1.4
2001-02	Josh Powell	34	30	0.9
2002-03	Josh Powell	31	41	1.3
2003-04	Julius Hodge	31	25	0.8
2004-05	Andrew Brackman	34	40	1.1
2005-06	Cedric Simmons	32	80	2.5
2006-07	Courtney Fells	36	28	0.8
2007-08	J.J. Hickson	31	47	1.5
2008-09	Brandon Costner	30	28	0.9
2009-10	Tracy Smith	35	35	1.0
2010-11	C.J. Leslie	30	39	1.3
2011-12	C.J. Leslie	37	54	1.5
2012-13	C.J. Leslie	35	43	1.2
2013-14	BeeJay Anya	33	46	1.4
2014-15	BeeJay Anya	36	91	2.5
2015-16	BeeJay Anya	33	73	2.2

**YEARLY STEALS LEADERS**

Year	Player	Gms	Stls	Avg
1975-76	Kenny Carr	30	59	1.9
1976-77	Brian Walker	26	57	2.2
1977-78	Clyde Austin	29	42	1.4
1978-79	Hawkeye Whitney	30	47	1.5
1979-80	Hawkeye Whitney	28	44	1.6
1980-81	Sidney Lowe+	24	53	2.2
1981-82	Sidney Lowe	32	46	1.4
1982-83	Sidney Lowe+	36	87	2.4
1983-84	Spud Webb	33	62	1.8
1984-85	Spud Webb	33	65	1.9
1985-86	Nate McMillan	34	90	2.6
1986-87	Charles Shackelford	34	34	1.0
1987-88	Chris Corchiani +	32	61	1.9
1988-89	Chris Corchiani +	31	81	2.6
1989-90	Chris Corchiani +	30	95	3.2
1990-91	Chris Corchiani	31	91	2.9
1991-92	Tom Gugliotta	30	62	2.1
1992-93	Curtis Marshall	27	31	1.5
1993-94	Curtis Marshall	30	37	1.2
1994-95	Ishua Benjamin	27	48	1.8
1995-96	Jeremy Hyatt	31	46	1.5
1996-97	Ishua Benjamin	32	47	1.5
1997-98	Ishua Benjamin	32	64	2.0
1998-99	Justin Gainey	33	47	1.4
1999-00	Anthony Grundy	33	69	2.1
2000-01	Anthony Grundy	29	63	2.2
2001-02	Anthony Grundy	34	70	2.1
2002-03	Clifford Crawford	31	66	2.1
2003-04	Julius Hodge	31	43	1.4
2004-05	Engin Atsür	35	57	1.6
2005-06	Engin Atsür	32	54	1.7
2006-07	Courtney Fells	36	40	1.1
2007-08	Javier Gonzalez	31	32	1.1
2008-09	Courtney Fells	27	28	1.1
2009-10	Javier Gonzalez	35	42	1.2
2010-11	Lorenzo Brown	31	40	1.3
2011-12	Lorenzo Brown +	37	67	1.8
2012-13	Lorenzo Brown	33	65	2.0
2013-14	T.J. Warren	35	63	1.8
2014-15	Trevor Lacey	35	31	0.9
2015-16	Cody Martin	33	40	1.2

+ Indicates led ACC

**Season (Since 1976)**

Rk	Name	Year	GP	Stls
1.	Chris Corchiani	1989-90	30	95
2.	Chris Corchiani	1990-91	31	91
3.	Nate McMillan	1985-86	34	90
4.	Sidney Lowe	1982-83	36	87
5.	Chris Corchiani	1988-89	31	81
6.	Anthony Grundy	2001-02	34	70
7.	Anthony Grundy	1999-00	33	69
8.	Lorenzo Brown	2011-12	37	67
9.	Justin Gainey	1999-00	34	66
	Clifford Crawford	2002-03	31	66

**Career (Since 1976)**

Rk	Name	Years	GP	Stls
1.	Chris Corchiani	1988-91	124	328
2.	Anthony Grundy	1999-02	121	239
3.	Sidney Lowe	1980-83	120	220
4.	Ishua Benjamin	1995-98	119	195
5.	Justin Gainey	1997-00	129	190
6.	Tom Gugliotta	1989-92	112	173
7.	Lorenzo Brown	2010-13	101	172
8.	Clifford Crawford	2000-03	124	167
9.	Hawkeye Whitney	1977-80	117	166
10.	Engin Atsür	2004-07	119	164
11.	Julius Hodge	2002-05	129	161
12.	Clyde Austin	1977-80	115	158
13.	Nate McMillan	1985-86	67	149

## GAMES PLAYED

Season			
Rk	Name	Year	Games
1.	Lorenzo Brown	2011-12	37
	Richard Howell	2011-12	37
	Alex Johnson	2011-12	37
	DeShawn Painter	2011-12	37
	C.J. Williams	2011-12	37
6.	22 Players Tied		36

Career			
Rk	Name	Years	Games
1.	Scott Wood	2009-13	138
2.	Ernie Myers	1983-86	135
3.	Cozell McQueen	1982-85	134
4.	Richard Howell	2009-13	132
	Gavin Grant	2005-08	132
	Sammy Ranzino	1948-51	132
7.	Ilian Evtimov	2002-06	131
8.	Bennie Bolton	1984-87	130
9.	Julius Hodge	2003-05	129
10.	Dennis Horner	2007-10	128
	Justin Gainey	1997-00	128
	Chuck Brown	1986-89	128
13.	Terry Gannon	1982-85	127
14.	Lorenzo Charles	1982-85	126

## GAMES STARTED

Season (Since 1979-80)			
Rk	Name	Year	Starts
1.	Lorenzo Brown	2011-12	37
	Richard Howell	2011-12	37
	C.J. Williams	2011-12	37
4.	Ralston Turner	2014-15	36
	Scott Wood	2009-10	36
	Ben McCauley	2006-07	36
	Thurl Bailey	1982-83	36
	Sidney Lowe	1982-83	36
8.	Trevor Lacey	2014-15	35
	T.J. Warren	2013-14	35
	Richard Howell	2012-13	35
	Scott Wood	2012-13	35
	Dennis Horner	2009-10	35
	Tracy Smith	2009-10	35
	Brandon Costner	2006-07	35
	Courtney Fells	2006-07	35
	Gavin Grant	2006-07	35
	Engin Atsür	2004-05	35
	Bennie Bolton	1986-87	35
	Lorenzo Charles	1982-83	35

Career (Since 1979-80)			
Rk	Name	Years	Starts
1.	Scott Wood	2009-13	136
2.	Julius Hodge	2002-05	125
3.	Engin Atsür	2004-07	114
4.	Chris Corchiani	1988-91	112
5.	Kenny Inge	1998-01	111
6.	Justin Gainey	1997-00	103
7.	Lorenzo Charles	1982-85	101
8.	Cozell McQueen	1982-85	100

9.	Anthony Grundy	1999-02	99
	Ishua Benjamin	1995-98	99
11.	Thurl Bailey	1980-83	98
12.	Curtis Marshall	1992-96	95
	Lorenzo Brown	2010-13	95
14.	Lakista McCuller	1992-95	94
15.	Charles Shackelford	1986-88	93

### By a Freshman (Since 1979-80)

Rk	Name	Year	Starts
1.	Scott Wood	2009-10	36
2.	Brandon Costner	2006-07	35
3.	Damien Wilkins	1999-00	34
4.	Julius Hodge	2001-02	33
5.	Maverick Rowan	2015-16	31
	Kenny Inge	1997-98	31
7.	Josh Powell	2001-02	29
	Mark Davis	1989-90	29
	Charles Shackelford	1985-86	29
10.	Ishua Benjamin	1994-95	27

## CONSECUTIVE STARTS

(Since 1979-80)

Rk	Name	Years	Starts
1.	Lorenzo Charles	1982-85	98
2.	Thurl Bailey	1980-83	96
3.	Rodney Monroe	1989-91	92
4.	Todd Fuller	1994-96	88
	Kevin Thompson	1991-93	88
6.	Justin Gainey	1998-00	86
7.	Engin Atsür	2004-06	78
8.	Cozell McQueen	1983-85	75
9.	Marcus Melvin	2002-04	74
10.	Richard Howell	2011-13	72



Scott Wood is NC State's all-time leader in games played (138), starts (136) and minutes played (4,318).

## MINUTES

Game			
Rk	Name	Opponent, Date	Min.
1.	Chucky Brown vs. Wake Forest (4ot)	3/4/89	59
2.	Rodney Monroe vs. Wake Forest (4ot)	3/4/89	56

Season				
Rk	Name	Year	GP	Min.
1.	Gavin Grant	2006-07	36	1,312
2.	Cat Barber	2015-16	33	1,278
3.	Lorenzo Brown	2011-12	37	1,268
4.	Trevor Lacey	2014-15	35	1,256
5.	Brandon Costner	2006-07	36	1,239
6.	T.J. Warren	2013-14	35	1,238
7.	Ben McCauley	2006-07	36	1,234
8.	Courtney Fells	2006-07	36	1,195
9.	Scott Wood	2012-13	35	1,189
10.	Scott Wood	2011-12	36	1,183
11.	Julius Hodge	2004-05	34	1,177
12.	Chris Corchiani	1990-91	31	1,169
13.	C.J. Williams	2011-12	37	1,150
14.	Engin Atsür	2004-05	35	1,141
15.	Ralston Turner	2014-15	36	1,136

Career				
Rk	Name	Years	GP	Mins.
1.	Scott Wood	2009-13	138	4,318
2.	Julius Hodge	2002-05	129	4,258
3.	Chris Corchiani	1988-91	124	4,097
4.	Rodney Monroe	1988-91	124	3,989
5.	Engin Atsür	2004-07	119	3,838
6.	Justin Gainey	1997-00	129	3,835
7.	Ishua Benjamin	1995-98	119	3,662
8.	Ilian Evtimov	2002-06	131	3,626
9.	Kenny Inge	1998-01	123	3,541
10.	Anthony Grundy	1999-02	121	3,536
11.	Gavin Grant	2005-08	132	3,430
12.	Marcus Melvin	2001-04	122	3,345
13.	Curtis Marshall	1992-96	116	3,323
14.	Tom Gugliotta	1989-92	112	3,287
15.	Kevin Thompson	1990-93	118	3,281

*Note: Minutes were not kept before the 1981-82 season.*

## POINTS

Senior	Game	Pts.
1. David Thompson vs. Buffalo St., 12/4/74		57
2. Rodney Monroe vs. Ga. Tech, 1/13/91		48
3. Sammy Ranzino vs. Va. Tech, 1/23/51		47

Junior	Game	Pts.
1. Ronnie Shavlik vs. William & Mary, 12/1/54		55
2. Ronnie Shavlik vs. Villanova, 1/1/55		49
3. Kenny Carr vs. Duke, 1/24/76		44

Sophomore	Game	Pts.
1. Ed Leftwich vs. Atlantic Christ., 12/8/69		43
2. T.J. Warren vs. Boston College, 3/9/14		42
3. T.J. Warren at Pittsburgh, 3/3/14		41

Freshman	Game	Pts.
1. Ernie Myers vs. Duke, 1/26/83		35
2. J.J. Hickson vs. West Carolina, 12/29/07		33
3. T.J. Warren vs. Florida State, 2/19/13		31
J.J. Hickson vs. William & Mary, 11/15/07		31
5. Brandon Costner vs. Duke, 3/8/07		30

Senior	Season	Pts.	Year
1. David Thompson		838	1974-75
2. Rodney Monroe		836	1990-91
3. Vann Williford		710	1969-70

Junior	Season	Pts.	Year
1. David Thompson		805	1973-74
2. Kenny Carr		798	1975-76
3. Cat Barber		776	2015-16

Sophomore	Season	Pts.	Year
1. T.J. Warren		871	2013-14
2. David Thompson		666	1972-73
3. Rodney Monroe		663	1988-89

Freshman	Season	Pts.	Year
1. Brandon Costner		605	2006-07
2. J.J. Hickson		458	2007-08
3. Maverick Rowan		426	2015-16
4. T.J. Warren		425	2012-13

## SCORING AVERAGE

Rk	Player	G	Pts.	Avg.	Year
Senior					
1.	David Thompson	28	838	29.9	1974-75
2.	Rodney Monroe	31	836	27.0	1990-91
3.	Vann Williford	30	710	23.7	1969-70

Junior					
1.	Kenny Carr	30	798	26.6	1975-76
2.	David Thompson	31	805	26.0	1973-74
3.	Cat Barber	33	776	23.5	2015-16

Sophomore					
1.	T.J. Warren	35	871	24.9	2013-14
2.	David Thompson	27	666	24.7	1972-73
3.	Rodney Monroe	31	663	21.4	1988-89

Freshman					
1.	Brandon Costner	36	605	16.8	2006-07
2.	J.J. Hickson	31	458	14.8	2007-08
3.	Hawkeye Whitney	28	410	14.6	1976-77
4.	Ishua Benjamiin	27	377	14.0	1994-95

## REBOUNDS

Senior	Game	Pts.
1. Ronnie Shavlik vs. So. Carolina, 2/11/56		34
2. Ronnie Shavlik vs. BYU, 12/21/55		29
3. Ronnie Shavlik vs. Clemson, 2/4/56		28

Junior	Game	Pts.
1. Ronnie Shavlik vs. Villanova, 1/1/55		35
2. Ronnie Shavlik vs. Virginia, 2/1/55		28
3. Ronnie Shavlik vs. Texas Tech, 12/20/52		24
Ronnie Shavlik vs. Furman, 1/12/55		24

Sophomore	Game	Pts.
1. Ronnie Shavlik vs. Furman, 12/1/53		24
2. Tommy Burleson vs. Pittsburgh, 1/22/72		23
3. Ronnie Shavlik vs. Seton Hall, 12/28/53		22

Freshman	Game	Pts.
1. J.J. Hickson vs. Clemson, 2/16/08		23
2. C.J. Leslie vs. Youngstown St., 12/16/10		19
Brandon Costner vs. UNCW, 12/30/06		19

Senior	Season	Pts.	Year
1. Ronnie Shavlik		545	1955-56
2. Paul Horvath		448	1950-51
3. Tommy Burleson		377	1973-74

Junior	Season	Pts.	Year
1. Ronnie Shavlik		581	1954-55
2. Richard Howell		342	2011-12
3. Mel Thompson		328	1952-53

Sophomore	Season	Pts.	Year
1. Ronnie Shavlik		472	1953-54
2. Mel Thompson		397	1951-52
3. Tommy Burleson		365	1971-72

Freshman	Season	Pts.	Year
1. Brandon Costner		264	2006-07
2. J.J. Hickson		262	2007-08
3. Kenny Inge		238	1997-98
4. Russell Pierre		230	1983-84

## REBOUND AVERAGE

Rk	Player	G	Pts.	Avg.	Year
Senior					
1.	Ronnie Shavlik	28	545	19.5	1956
2.	John Richter	26	370	14.2	1959
3.	Paul Horvath	34	448	13.2	1951

Junior					
1.	Ronnie Shavlik	32	581	18.1	1955
2.	Tommy Burleson	27	324	12.0	1973
3.	Bobby Speight	33	364	11.0	1952

Sophomore					
1.	Tommy Burleson	26	365	14.0	1972
2.	Ronnie Shavlik	35	472	13.4	1954
3.	Mel Thompson	30	397	13.2	1952

Freshman					
1.	J.J. Hickson	31	262	8.5	2008
2.	Kenny Carr	28	201	8.2	1975
3.	Kenny Inge	32	238	7.4	1998
4.	Brandon Costner	36	264	7.3	2007
5.	C.J. Leslie	30	331	7.2	2011

## FIELD GOALS

Senior	Season	Pts.	Year
1. David Thompson		347	1974-75
2. Rodney Monroe		285	1990-91
3. Vann Williford		281	1969-70

Junior	Season	Pts.	Year
1. David Thompson		325	1973-74
2. Kenny Carr		322	1975-76
3. Ronnie Shavlik		260	1954-55

Sophomore	Season	Pts.	Year
1. T.J. Warren		342	2013-14
2. David Thompson		267	1972-73
3. Chris Washburn		241	1985-86

Freshman	Season	Pts.	Year
1. Brandon Costner		193	2006-07
2. Hawkeye Whitney		188	1976-77
3. T.J. Warren		186	2012-13
4. J.J. Hickson		163	2007-08

## FIELD GOALS ATTEMPTED

Senior	Season	FGA	Year
1. Sammy Ranzino		760	1950-51
2. Rodney Monroe		641	1990-91
3. David Thompson		635	1974-75

Junior	Season	FGA	Year
1. Sammy Ranzino		721	1949-50
2. Ronnie Shavlik		646	1954-55
3. Kenny Carr		607	1975-76

Sophomore	Season	FGA	Year
1. Vic Molodet		609	1953-54
2. Ronnie Shavlik		572	1953-54
3. Ed Leftwich		538	1969-70

Freshman	Season	FGA	Year
1. Brandon Costner		407	2006-07
2. Maverick Rowan		389	2015-16
3. Hawkeye Whitney		366	1974-75
4. Ishua Benjamin		355	1994-95
5. Ernie Myers		336	1982-83

## TOP FRESHMAN DEBUTS

### SCORING DEBUT

Rk	Name	Pts.	Date
1.	J.J. Hickson	31	11/15/07
2.	Ivan Wagner	29	11/25/95
	Ishua Benjamin	29	11/26/94
4.	C.J. Leslie	21	11/12/10
5.	Damon Thornton	18	11/22/96
	Ernie Myers	18	11/29/82
7.	Maverick Rowan	16	11/13/15
	Ryan Harrow	16	11/12/10
	Julius Hodge	16	11/14/01
10.	Migjen Bakalli	15	11/23/90
	Chucky Brown	15	11/25/85

### REBOUNDING DEBUT

Rk	Name	Rebs.	Date
1.	Julius Hodge	11	11/14/01
	Chucky Brown	11	11/25/85
3.	Kenny Carr	9	11/30/74
4.	Damon Thornton	8	11/22/96
	Chuck Kornegay	8	12/1/92
6.	J. J. Hickson	7	11/15/07
	Ben McCauley	7	11/18/05

### ASSISTS DEBUT

Rk	Name	Asts.	Date
1.	Chris Corchiani	10	11/30/87
2.	Anthony 'Cat' Barber	6	11/8/13
	Tyler Lewis	6	11/9/12
4.	Five Players Tied	4	

## FIELD GOAL PERCENTAGE

		Season		
Senior		Pct.		Year
1.	Jordan Vandenberg	.680	(68-100)	2013-14
2.	Lorenzo Charles	.575	(236-411)	1984-85
3.	Richard Howell	.570	(183-321)	2012-13
4.	Cozell McQueen	.551	(108-196)	1984-85
Junior				
1.	Kevin Thompson	.624	(194-311)	1991-92
2.	Phil Spence	.579	(147-254)	1974-75
3.	Archie Miller	.578	(59-102)	2000-01
Sophomore				
1.	BeeJay Anya	.610	(64-105)	2014-15
2.	Kevin Thompson	.605	(115-190)	1990-91
3.	Cedric Simmons	.587	(128-218)	2005-06
Freshman				
1.	T.J. Warren	.622	(186-299)	2012-13
2.	J.J. Hickson	.591	(163-276)	2007-08
3.	Damon Thornton	.550	(71-129)	1996-97
4.	Glenn Sudhop	.540	(114-211)	1974-75

## 3-POINT FIELD GOALS MADE

Season			
Senior	3FGM	Year	
1. Scott Wood	104	2012-13	
Rodney Monroe	104	1990-91	
3. Tom Gugliotta	93	1991-92	
Junior			
1. Scott Wood	95	2011-12	
2. Rodney Monroe	84	1989-90	
3. Ralston Turner	77	2013-14	
Sophomore			
1. Rodney Monroe	85	1988-89	
2. Caleb Martin	79	2015-16	
3. Scott Wood	72	2010-11	
Freshman			
1. Maverick Rowan	81	2015-16	
2. Adam Harrington	71	1998-99	
3. Scott Wood	63	2009-10	
4. Brandon Costner	61	2006-07	

## 3-POINT FIELD GOALS ATTEMPTED

		Season		Year
Senior		3FGA		
1.	Ralston Turner	256		2014-15
2.	Rodney Monroe	239		1990-91
3.	Scott Wood	236		2012-13
Junior				
1.	Scott Wood	232		2011-12
2.	Ralston Turner	207		2013-14
3.	Trevor Lacey	199		2014-15
4.	Scooter Sherrill	175		2002-03
Sophomore				
1.	Rodney Monroe	212		1988-89
2.	Engin Atsür	175		2004-05
3.	Scott Wood	172		2010-11
Freshman				
1.	Adam Harrington	198		1998-99
2.	Scott Wood	169		2009-10
3.	Brandon Costner	161		2006-07
4.	Ishua Benjamin	130		1994-95
	Archie Miller	130		1997-98

## 3-POINT FG PERCENTAGE

		Season		
Senior		Pct.		Year
1.	Thurl Bailey	.667	(10-15)	1982-83
2.	Dereck Whittenburg	.476	(39-82)	1982-83
3.	Jordan Collins	.462	(24-52)	2004-05
Junior				
1.	Archie Miller	.575	(42-73)	2000-01
2.	Vinny Del Negro	.500	(36-72)	1986-87
3.	Rodney Monroe	.483	(84-174)	1989-90
Sophomore				
1.	Terry Gannon	.589	(53-90)	1982-83
2.	Tom Gugliotta	.489	(23-47)	1998-90
Freshman				
1.	T.J. Warren	.519	(14-27)	2012-13
2.	Migjen Bakalli	.477	(42-88)	1990-91
3.	Dennis Horner	.458	(22-48)	2006-07
4.	Julius Mays	.448	(13-29)	2008-09
5.	Trey Guidry	.432	(19-44)	2000-01

## FREE THROWS MADE

Season			
Senior		FTs	Year
1.	Sammy Ranzino	224	1950-51
2.	Mel Thompson	216	1953-54
3.	Todd Fuller	183	1995-96
Junior			
1.	Cat Barber	237	2015-16
2.	Mel Thompson	194	1952-53
3.	Ronnie Shavlik	187	1954-55
Sophomore			
1.	Julius Hodge	179	2002-03
2.	T.J. Warren	156	2013-14
3.	Dick Dickey	133	1947-48
4.	David Thompson	132	1972-73
Freshman			
1.	Brandon Costner	158	2006-07
2.	J.J. Hickson	132	2007-08
3.	Kenny Inge	121	1997-98
4.	Damien Wilkins	106	1999-00

*Bold indicates current player.*



J.J. Hickson set the single-season standard for blocks by a freshman with 47 rejections during the 2007-08 campaign.



## FREE THROWS ATTEMPTED

Senior	Season		Year
	FTs		
1. Mel Thompson	335		1953-54
2. Sammy Ranzino	305		1950-51
3. Julius Hodge	253		2004-05
<b>Junior</b>			
1. Mel Thompson	299		1952-53
2. Cat Barber	274		2015-16
3. Ronnie Shavlik	267		1954-55
<b>Sophomore</b>			
1. T.J. Warren	226		2013-14
2. Julius Hodge	219		2002-03
3. Ronnie Shavlik	215		1953-54
<b>Freshman</b>			
1. Brandon Costner	219		2006-07
2. J.J. Hickson	195		2007-08
3. Kenny Inge	179		1997-98
4. Damien Wilkins	159		1999-00
5. C.J. Leslie	144		2010-11

## FREE THROW PERCENTAGE

Senior	Season		Year
	Pct.		
1. Scott Wood	.914	(85-93)	2012-13
2. Ilian Evtimov	.895	(51-57)	2005-06
3. Rodney Monroe	.885	(162-183)	1990-91
<b>Junior</b>			
1. Scott Wood	.907	(88-97)	2011-12
2. Tim Wells	.883	(68-77)	1998-99
3. Justin Gainey	.874	(76-87)	1998-99
<b>Sophomore</b>			
1. Scott Wood	.923	(36-39)	2010-11
2. Ilian Evtimov	.876	(78-89)	2003-04
3. Julius Mays	.859	(55-64)	2009-10
<b>Freshman</b>			
1. Ryan Harrow	.870	(67-77)	2010-11
2. Tyler Lewis	.859	(55-64)	2012-13
3. Julius Mays	.852	(23-27)	2008-09
4. Dennis Horner	.841	(37-44)	2006-07

## ASSISTS

Senior	Season		Year
	Ast		
1. Chris Corchiani	299		1990-91
2. Sidney Lowe	271		1982-83
3. Nate McMillan	233		1985-86
<b>Junior</b>			
1. Lorenzo Brown	239		2012-13
2. Chris Corchiani	238		1989-90
3. Spud Webb	199		1983-84
<b>Sophomore</b>			
1. Chris Corchiani	266		1988-89
2. Lorenzo Brown	234		2011-12
3. Sidney Lowe	184		1980-81
<b>Freshman</b>			
1. Chris Corchiani	235		1987-88
2. Cat Barber	126		2013-14
3. Sidney Lowe	125		1979-80
Ishua Benjamin	125		1994-95

## STEALS

Senior	Season		Year
	Stls		
1. Chris Corchiani	91		1990-91
2. Nate McMillan	90		1985-86
3. Sidney Lowe	87		1982-83
<b>Junior</b>			
1. Chris Corchiani	95		1989-90
2. Lorenzo Brown	65		2012-13
3. Anthony Grundy	63		2000-01
<b>Sophomore</b>			
1. Chris Corchiani	81		1988-89
2. Anthony Grundy	69		2000-01
3. Lorenzo Brown	67		2011-12
<b>Freshman</b>			
1. Chris Corchiani	61		1987-88
2. Ishua Benjamin	48		1994-95
3. Clyde Austin	42		1976-77
4. Damien Wilkins	41		1999-00
Kenny Inge	41		1997-98

## BLOCKED SHOTS

Senior	Season		Year
	Blks		
1. Thurl Bailey	95		1982-83
2. Chuck Nevitt	63		1991-92
3. Todd Fuller	56		1995-96
<b>Junior</b>			
1. BeeJay Anya	73		2015-16
2. Kevin Thompson	47		1991-92
3. Todd Fuller	45		1994-95
Glenn Sudhop	45		1977-78
<b>Sophomore</b>			
1. BeeJay Anya	91		2014-15
1. Cedric Simmons	80		2005-06
2. Panagiotis Fasoulas	56		1985-86
3. C.J. Leslie	54		2011-12
<b>Freshman</b>			
1. J.J. Hickson	47		2007-08
2. BeeJay Anya	46		2013-14
3. Andrew Brackman	40		2004-05
4. C.J. Leslie	39		2010-11

## MINUTES PLAYED (SINCE 1985)

Senior	Season		Year
	Min.		
1. Nate McMillan	1,208		1985-86
2. Scott Wood	1,189		2012-13
3. Julius Hodge	1,177		2004-05
<b>Junior</b>			
1. Gavin Grant	1,313		2006-07
2. Cat Barber	1,278		2015-16
2. Trevor Lacey	1,256		2014-15
<b>Sophomore</b>			
1. T.J. Warren	1,328		2013-14
2. Lorenzo Brown	1,268		2011-12
3. Ben McCauley	1,243		2006-07
4. Courtney Fells	1,195		2006-07

## Freshman

1. Brandon Costner	1,239	2006-07
2. <b>Maverick Rowan</b>	<b>1,102</b>	<b>2015-16</b>
2. Damien Wilkins	1,083	1999-00
3. Kenny Inge	1,033	1997-98

## GAMES PLAYED

Senior	Season		Year
	Gms		
1. C.J. Williams	37		2011-12
Alex Johnson	37		2011-12
3. Dennis Horner	36		2009-10
Thurl Bailey	36		1982-83
Sidney Lowe	36		1982-83
<b>Junior</b>			
1. Richard Howell	37		2011-12
DeShawn Painter	37		2011-12
3. Ralston Turner	36		2013-14
Desmond Lee	36		2013-14
Scott Wood	36		2011-12
Gavin Grant	36		2006-07
7. 5 Players Tied	35		
<b>Sophomore</b>			
1. Lorenzo Brown	37		2011-12
2. Tyler Lewis	36		2013-14
Julius Mays	36		2009-10
Ben McCauley	36		2006-07
Courtney Fells	36		2006-07
Lorenzo Charles	36		1982-83
Terry Gannon	36		1982-83
Cozell McQueen	36		1982-83
<b>Freshman</b>			
1. Anthony 'Cat' Barber	36		2013-14
Kyle Washington	36		2013-14
Scott Wood	36		2009-10
Brandon Costner	36		2006-07
Dennis Horner	36		2006-07
6. 5 Players Tied	35		

## GAMES STARTED (SINCE 1984)

Senior	Season		Year
	Starts		
1. C.J. Williams	37		2011-12
2. Ralston Turner	36		2014-15
3. 5 Players Tied (last T. Lacey)	35		
<b>Junior</b>			
1. Richard Howell	37		2011-12
2. Trevor Lacey	35		2014-15
Tracy Smith	35		2009-10
Gavin Grant	35		2006-07
<b>Sophomore</b>			
1. Lorenzo Brown	37		2011-12
2. Ben McCauley	36		2006-07
3. 3 Players Tied (last T.J. Warren)	35		
<b>Freshman</b>			
1. Scott Wood	36		2009-10
2. Brandon Costner	35		2006-07
3. Damien Wilkins	34		1999-00
4. Julius Hodge	33		2001-02

# SINGLE-SEASON HIGHS /// WOLFPACK RECORDS

## WINS

1.	30-1	1973-74
	30-7	1950-51
3.	29-3	1947-48
4.	28-4	1954-55
5.	27-0	1972-73
	27-6	1949-50
7.	26-10	1982-83
	26-7	1953-54
	26-6	1952-53
	26-5	1946-47

## WINNING PERCENTAGE

(min. 20 games played)

1.	1.000 (27-0)	1972-73
2.	.968 (30-1)	1973-74
3.	.906 (29-3)	1947-48
4.	.875 (28-4)	1954-55
5.	.857 (24-4)	1955-56
6.	.846 (22-4)	1958-59
7.	.838 (26-5)	1946-47
8.	.833 (20-4)	1925-26
9.	.818 (27-6)	1949-50
10.	.813 (26-6)	1952-53

## GAMES PLAYED

1.	37	2011-12
	37	1950-51
3.	36	2014-15
	36	2013-14
	36	2009-10
	36	2006-07
	36	1982-83
8.	35	2012-13
	35	2004-05
	35	1986-87

## POINTS

1.	2,839	1954-55
2.	2,833	1973-74
3.	2,807	1953-54
4.	2,769	1990-91
5.	2,714	1986-87
6.	2,708	2012-13
7.	2,697	2011-12
8.	2,671	1982-83
9.	2,656	1987-88
10.	2,622	1975-76

## SCORING AVERAGE

1.	92.9	1972-73
2.	92.7	1974-75
3.	91.4	1973-74
4.	89.3	1990-91
5.	88.7	1954-55
6.	87.4	1975-76
7.	84.5	1988-89
8.	83.7	1969-70
9.	83.0	1987-88
10.	82.8	1955-56

## SCORING MARGIN

1.	22.5 (59.3-36.8)	1963-64
2.	21.8 (92.9-71.1)	1972-73
3.	16.7 (91.4-74.7)	1973-74
4.	14.8 (92.7-77.9)	1974-75
5.	12.3 (82.8-70.5)	1955-56
6.	12.2 (88.7-76.5)	1954-55
7.	12.1 (80.2-68.1)	1953-54
8.	12.0 (83.7-71.7)	1969-70
9.	11.2 (83.0-71.8)	1987-88
10.	10.5 (84.5-74.0)	1988-89

## NC STATE SCORING 110 POINTS OR MORE

Opponent	Score	Year	Opponent	Score	Year
Georgia Southern	144-100	1972-73	Maryland	114-91	1990-91
Buffalo State	144-88	1974-75	Mount St. Mary's	114-104	1990-91
Atlantic Christian	139-78	1969-70	Virginia	114-97	1954-55
Charleston Southern	135-80	1989-90	Virginia Tech	114-66	1950-51
Wake Forest	130-89	1982-83	Duke	113-87	1973-74
Appalachian State	130-53	1972-73	Atlantic Christian	113-75	1971-72
Furman	130-77	1965-66	Clemson	112-72	1954-55
Duquesne	126-77	1989-90	UNC Asheville	111-60	1975-76
William & Mary	126-99	1954-55	UNC Asheville	111-68	1974-75
South Florida	125-88	1972-73	Wake Forest	111-96	1973-74
Wake Forest	121-100	1965-66	Furman	111-91	1973-74
UNC Asheville	120-71	1995-96	Atlantic Christian	111-52	1967-68
Florida International	120-79	1990-91	William & Mary	111-97	1954-55
Western Carolina	119-84	1990-91	Southern Miss	110-85	1990-91
Western Carolina	119-61	1974-75	UNC Asheville	110-70	1989-90
Clemson	119-87	1969-70	Wake Forest	110-103	1988-89
Clemson	119-85	1954-55	Columbia	110-54	1988-89
Georgia Tech	118-94	1972-73	Maryland	(L) 110-124	1978-79
East Carolina	117-81	1975-76	Western Kentucky	110-98	1974-75
Lehigh	115-53	1972-73	Atlantic Christian	110-40	1972-73
			High Point	110-50	1947-48

## FIELD GOALS MADE

1.	1,157	1973-74
2.	1,070	1974-75
3.	1,057	1975-76
4.	1,054	1972-73
5.	1,037	1987-88
6.	1,035	1977-78
7.	1,024	1954-55
8.	1,005	1986-87
9.	1,003	1969-70
10.	999	1953-54

## FIELD GOALS ATTEMPTED

1.	2,864	1953-54
2.	2,656	1954-55
3.	2,319	1973-74
4.	2,142	1977-78
5.	2,134	2011-12
6.	2,129	1975-76
7.	2,108	1982-83
8.	2,107	1974-75
9.	2,100	1986-87
	2,100	1969-70

## FIELD GOAL PERCENTAGE

1.	.521 (706-1356)	1981-82
2.	.519 (1054-2028)	1972-73
3.	.514 (1037-2016)	1987-88
4.	.508 (1070-2107)	1974-75
5.	.501 (994-1983)	1988-89
6.	.499 (770-1542)	1979-80
	.499 (1157-2319)	1973-74
8.	.497 (963-1940)	1984-85
	.497 (743-1496)	1980-81
10.	.496 (1057-2129)	1975-76

## 3-POINT FIELD GOALS MADE

1.	294	2004-05
2.	292	1995-96
3.	288	2005-06
4.	278	2001-02
5.	267	1990-91
6.	265	1991-92
7.	260	2003-04
8.	248	2002-03
10.	236	2014-15

## 3-POINT FGS ATTEMPTED

1.	809	1995-96
2.	795	2004-05
3.	777	2005-06
4.	773	2001-02
5.	753	2003-04
6.	725	1991-92
7.	696	2002-03
8.	661	2014-15
9.	644	1990-91
10.	613	1994-95

## 3-POINT FIELD GOAL PERCENTAGE

1.	.451 (172-381)	1982-83
2.	.432 (180-417)	1989-90
3.	.415 (267-644)	1990-91
4.	.413 (164-397)	1986-87
5.	.410 (125-305)	1987-88
6.	.391 (184-471)	2012-13
	.383 (141-368)	1988-89
8.	.375 (202-538)	2008-09
9.	.372 (199-535)	1997-98
10.	.371 (288-777)	2005-06

## FREE THROWS MADE

1.	809	1953-54
2.	791	1954-55
3.	639	1955-56
4.	582	1998-99
5.	561	2001-02
6.	555	1983-84
7.	554	2012-13
8.	550	2006-07
9.	545	2011-12
10.	543	2015-16

## FREE THROW ATTEMPTS

1.	1,277	1953-54
2.	1,106	1954-55
3.	869	1955-56
4.	859	1998-99
5.	813	2012-13
6.	789	1999-00
7.	787	1983-84
8.	777	2015-16

9.	774	2011-12
10.	768	1986-87

## FREE THROW PERCENTAGE

1.	*.799 (481-602)	2003-04
2.	.770 (488-634)	2002-03
3.	.762 (516-677)	1990-91
4.	.755 (561-743)	2001-02
5.	.751 (509-678)	2005-06
6.	.735 (639-869)	1955-56
	.735 (457-622)	1995-96
8.	.731 (339-464)	1994-95
9.	.728 (550-756)	2006-07
10.	.720 (508-706)	1975-76

## REBOUNDS

1.	1,864	1954-55
2.	1,735	19-5354
3.	1,663	1955-56
4.	1,452	1973-74
5.	1,430	1969-70
6.	1,390	2011-12
7.	1,369	2014-15
8.	1,306	2015-16
9.	1,294	1960-61
	1,294	1958-59

## REBOUND AVERAGE

1.	59.4	1955-56
2.	58.2	1954-55
3.	51.8	1960-61
4.	49.7	1958-59
5.	49.6	1953-54
6.	47.7	1969-70
7.	46.9	1956-57
8.	46.8	1973-74
9.	46.6	1961-62
10.	46.5	1972-73

## REBOUND MARGIN

1.	+19.3 (58.2-38.9)	1954-55
2.	+18.1 (59.4-41.3)	1955-56
3.	+14.0 (49.6-35.6)	1953-54
4.	+13.2 (46.9-33.7)	1956-57
5.	+9.4 (46.4-37.0)	1957-58
6.	+8.5 (49.7-41.2)	1958-59

7.	+7.8	(51.8-44.0)	1960-61
8.	+7.5	(46.5-39.0)	1972-73
9.	+6.5	(46.8-40.3)	1973-74
10.	+5.9	(35.9-30.0)	1998-99

## ASSISTS

1.	652		1987-88
2.	601		1990-91
3.	600		1988-89
4.	577		2011-12
	577		1985-86
6.	566		1984-85
7.	554		1982-83
8.	547		2001-02
9.	533		1989-90
10.	530		1995-96

## STEALS

1.	311		1999-00
2.	298		1989-90
3.	276		1976-77
4.	269		2001-02
	269		1988-89
6.	260		2004-05
	260		1987-88
8.	259		1996-97
9.	256		1998-99
10.	255		1985-86

## BLOCKED SHOTS

1.	184		2014-15
2.	174		1985-86
3.	173		1982-83
4.	156		2004-05
	156		1999-00
6.	154		2009-10
7.	150		2011-12
	150		2005-06
	150		1981-82
10.	149		2013-14

## TURNOVERS

1.	559		1998-99
2.	540		1999-00
3.	535		2006-07
4.	525		1986-87
5.	482		2000-01
6.	481		2007-08
7.	472		2009-10
8.	470		2011-12
9.	469		1991-92
10.	467		1983-84

## TURNOVERS FORCED

1.	641		1999-00
2.	573		1998-99
3.	558		2001-02
4.	541		1996-97
5.	534		2004-05
	534		1987-88
7.	523		1986-87
8.	516		1988-89
9.	515		1989-90
10.	495		1985-86

## FEWEST TURNOVERS

1.	335		1992-93
2.	349		2014-15
3.	362		1991-92
4.	366		2015-16
5.	375		2013-14
6.	376		2010-11
7.	411		1990-91
	411		1983-84

## NC STATE IN OVERTIME

Year	OT	Opponent	Site	Result	Year	OT	Opponent	Site	Result
1915-16	1	Guilford	A	W, 44-38	1978-79	2	Georgetown	N	W, 86-85
1923-24	1	South Carolina	H	L, 25-27			Maryland	H	L, 81-82
1925-26	1	Guilford	H	W, 32-31	1980-81	1	Maryland	A	L, 75-82
1927-28	1	Wake Forest	H	W, 41-39	1982-83	2	Pepperdine	N	W, 69-67
1930-31	1	Auburn	A	L, 28-30			North Carolina	N	W, 94-91
1935-36	1	Clemson	H	W, 32-31	1983-84	1	Florida State	H	L, 71-74
1936-37	1	Clemson	A	W, 41-40			Duke	H	L, 70-73
	1	Duke	A	L, 33-36	1984-85	1	SMU	H	W, 82-78
1945-46	1	Clemson	H	W, 51-46	1985-86	1	Clemson	A	W, 73-69
	1	Duke	H	L, 38-44			Ark.-Little Rock	N	W, 80-66
1946-47	1	North Carolina	A	W, 48-46	1986-87	1	Iowa	N	L, 89-90
1947-48	1	Holy Cross	N	L, 51-56			Wake Forest	A	W, 80-76
1949-50	1	Villanova	N	L, 64-65			Duke	N	W, 71-64
1950-51	1	Eastern Ky.	H	W, 65-64			Wake Forest	N	W, 77-73
1951-52	2	Duke	A	W, 72-70	1987-88	1	North Carolina	A	L, 73-75
	1	North Carolina	A	W, 58-53	1988-89	4	Wake Forest*	A	W, 110-103
1952-53	1	Fordham	H	W, 73-70			Iowa	N	W, 102-96
1953-54	1	Wake Forest	H	W, 82-80	1989-90	1	Duke	A	L, 82-85
1954-55	1	St. John's	A	W, 76-75			Georgia Tech	H	L, 92-95
	1	Wake Forest	H	W, 75-73	1991-92	1	Princeton	H	L, 47-50
1955-56	1	Wake Forest	H	W, 80-78			Georgia Tech	H	L, 88-98
	4	Canisius	N	L, 78-79	1993-94	1	Campbell	H	L, 69-72
1956-57	1	Clemson	A	L, 94-96			Tennessee	A	W, 72-70
1957-58	2	Duke	A	L, 75-76	1995-96	1	Maryland	A	L, 74-77
	1	North Carolina	A	W, 58-57			Virginia	H	L, 82-84
	3	Maryland	H	W, 69-64			Duke	A	L, 76-79
	1	South Carolina	H	W, 66-61			Georgia Tech	A	L, 83-92
1958-59	2	Wake Forest	H	W, 56-52	1996-97	1	Wake Forest	A	W, 60-59
	1	Louisville	H	W, 67-61	1997-98	1	Georgia Tech	A	W, 71-63
	1	North Carolina	H	L, 68-72			Clemson	A	W, 82-80
	1	Clemson	N	W, 69-54	1998-99	1	Virginia	A	L, 79-82
1961-62	1	Maryland	A	W, 73-68	1999-00	1	Wake Forest	N	L, 59-62
	1	West Virginia	N	L, 81-82			Duke	A	L, 88-92
1962-63	1	Maryland	A	W, 76-74	2000-01	1	Florida State	A	W, 84-81
	1	North Carolina	H	L, 65-67			Wake Forest	A	L, 69-74
	2	South Carolina	N	L, 52-61	2002-03	1	North Carolina	A	W, 75-67
1963-64	1	Clemson	N	W, 45-43			California (NCAA)	N	L, 74-76
	1	Wake Forest	H	W, 56-53	2003-04	1	Boston College	A	L, 65-66
	1	South Carolina	N	L, 52-61	2004-05	2	Clemson	A	W, 94-85
1964-65	1	Duke	A	L, 67-78			Miami	A	W, 86-77
1965-66	1	Maryland	H	W, 60-58			Boston College	H	L, 72-74
	1	Clemson	N	L, 74-76	2006-07	1	UNCG	H	W, 95-93
1966-67	1	South Carolina	N	L, 62-65			Duke (ACC)	N	W, 85-80
	1	Wake Forest	H	W, 64-59	2007-08	1	Miami	H	W, 79-77
	1	Tennessee	N	L, 62-65	2008-09	1	Georgia Tech	H	W, 76-71
1967-68	1	Indiana	H	L, 97-101			Miami	H	W, 84-81
1969-70	2	South Carolina	N	W, 42-39			Virginia Tech	A	L, 87-91
1970-71	1	Virginia Tech	H	W, 94-87	2009-10	1	Florida	H	L, 61-62
	1	West Virginia	H	W, 100-98	2011-12	1	Clemson	A	L, 69-72
	1	Clemson	N	W, 64-57	2012-13	1	Virginia Tech	H	W, 90-86
1971-72	1	Duke	A	L, 73-74	2013-14	1	Saint Louis	N	L, 80-83
1973-74	1	Maryland	N	W, 103-100			North Carolina	H	L, 84-85
	2	UCLA	N	W, 80-77			NC Central	H	L, 72-82
1974-75	1	North Carolina	H	88-85	2015-16	1	LSU	N	W, 83-72
1975-76	1	Duke	A	W, 96-95			Virginia Tech	A	L, 68-73
1977-78	1	Virginia	A	L, 73-81					
	3	Maryland	N	L, 108-109					

\*Longest ACC game in history.

9.	428		1994-95
10.	433		2012-13

## ASSIST/TURNOVER RATIO

1.	1.6	(652-404)	1987-88
2.	1.5	(601-402)	1990-91
	1.5	(600-413)	1988-89
4.	1.3	(453-351)	1994-95
	1.3	(533-395)	1989-90
	1.3	(577-456)	1985-86
	1.3	(566-441)	1984-85
8.	1.24	(466-375)	2013-14
9.	1.23	(577-470)	2011-12
10.	1.212	(529-435)	2004-05

## SCORING DEFENSE

1.	36.8	1963-64
2.	49.1	1981-82
3.	54.7	1996-97
4.	60.3	1959-60
5.	61.3	1958-59
6.	61.4	1979-80
7.	61.5	1957-58
8.	62.1	1997-98
9.	63.1	1980-81
10.	63.2	1985-86

## FG PERCENTAGE DEFENSE

1.	.330	(696-2086)	1955-56
2.	.350	(559-1551)	1959-60
3.	.353	(831-2356)	1953-54
4.	.359	(899-2508)	1954-55
5.	.360	(524-1450)	1957-58
6.	.370	(595-1622)	1958-59
7.	.380	(673-1784)	1956-57
8.	.390	(616-1579)	1967-68
9.	.400	(677-1692)	1960-61
10.	.403	(827-2052)	2014-15

\* - indicates ACC record (seventh in NCAA history)

# SINGLE-GAME **HIGHS** /// WOLFPACK RECORDS

## **MOST POINTS**

1. Georgia Southern (12/4/72)	144
Buffalo State (12/5/74)	144
3. Atlantic Christian (12/8/69)	139
4. Charleston Southern (11/28/90)	135
5. Wake Forest (3/5/83)	130
Appalachian State (11/27/72)	130
Furman (2/21/66)	130
8. Duquesne (2/21/66)	126
William & Mary (2/9/55)	126
10. South Florida (12/8/72)	125

## **MOST POINTS — 1ST HALF**

1. Charleston Southern (11/28/90)	70
2. Western Carolina (12/1/90)	69
Lehigh (1/12/73)	69
4. Georgia Southern (12/4/72)	68
Tulane (1/5/79)	68
Buffalo State (12/5/74)	68

## **MOST POINTS — 2ND HALF**

1. Georgia Southern (12/4/72)	76
Buffalo State (1/5/74)	76
3. Wake Forest (3/5/83)	74
4. Furman (2/21/66)	72
5. North Carolina A&T (1/3/76)	69

## **MARGIN OF VICTORY**

1. Appalachian State (12/1/72)	77 (130-53)
2. Atlantic Christian (11/27/72)	70 (110-40)
3. Chatham (12/8/47)	65 (100-35)
4. Lehigh (1/12/73)	62 (115-53)
5. Army (12/1/98)	61 (94-33)
North Carolina A&T (1/3/77)	61 (107-46)

## **MARGIN OF VICTORY (ACC)**

1. Clemson (2/20/54)	54 (113-59)
2. Virginia (1/31/56)	44 (99-54)
3. Wake Forest (3/5/83)	41 (130-89)
4. Clemson (12/14/54)	40 (112-72)
5. Virginia (3/4/65)	37 (106-69)

## **WORST DEFEAT**

1. North Carolina (1920-21)	52 (62-10)
2. VMI (1912-13)	49 (55-6)
3. Maryland (1/10/99)	46 (94-48)
North Carolina (2/6/93)	46 (104-58)
5. Virginia (1912-13)	43 (53-10)

## **MOST REBOUNDS**

1. South Carolina (2/11/56)	92
2. Clemson (2/5/55)	84
3. Furman (1/12/55)	80
William & Mary (1/21/56)	80
5. Virginia (1/31/56)	79
Clemson (2/4/56)	79

## **HIGHEST REBOUND MARGIN**

1. South Carolina (2/11/56)	49 (92-43)
Clemson (2/5/55)	49 (84-35)
3. Davidson (12/5/53)	48 (71-23)
4. UNC Asheville (12/6/75)	44 (73-29)
5. Clemson (2/20/54)	42 (74-32)

## **BEST FIELD GOAL PCT**

1. Maryland (2/24/82)	.760 (19-25)
2. North Carolina (2/20/80)	.735 (25-34)
3. UTEP (3/17/85)	.731 (30-41)
4. Baptist (2/8/88)	.683 (43-63)
5. Duquesne (12/7/89)	.677 (50-74)

## **BEST FG PERCENTAGE (1ST HALF)**

(min. 10 attempts)

1. Duke (1/5/63)	.800 (8-10)
2. North Carolina (2/20/80)	.762 (16-21)
Wake Forest (2/28/81)	.762 (16-21)
4. Clemson (2/17/79)	.750 (21-28)
5. Maryland (2/24/82)	.733 (11-15)

## **BEST FG PERCENTAGE (2ND HALF)**

(min. 10 attempts)

1. The Citadel (2/5/82)	.818 (9-11)
2. Maryland (2/24/82)	.800 (8-10)
3. Utah (3/24/83)	.789 (15-19)
4. Maryland (2/25/87)	.778 (14-18)
5. UTEP (3/17/85)	.773 (17-22)

## **LOWEST FG PERCENTAGE**

1. St. John's (12/30/04)	.200 (13-65)
2. Maryland (2/10/99)	.255 (12-47)
3. Wake Forest (3/4/06)	.263 (15-57)
4. Gonzaga (12/17/02)	.266 (17-64)
5. Clemson (3/1/62)	.268 (15-65)

## **FIELD GOALS**

1. Buffalo State (12/5/74)	68
2. Georgia Southern (12/4/72)	60
3. Appalachian State (11/27/72)	58
4. Furman (2/21/66)	55
5. South Florida (12/8/72)	53

## **FIELD GOALS ATTEMPTED**

1. Clemson (2/5/55)	119
2. Buffalo State (12/5/74)	112
3. South Florida (12/8/72)	111
4. South Carolina (2/11/56)	110
5. Virginia Tech (1/5/54)	108

## **FREE THROWS ATTEMPTED**

(since 1973)

1. Charleston Southern (11/27/98)	52
2. Cincinnati (12/23/07)	50
Houston (12/12/98)	50
4. Old Dominion (12/2/00)	47
5. UNC Asheville (12/6/75)	46

## **FREE THROWS MADE**

(since 1973)

1. Cincinnati (12/23/07)	37
Wake Forest (1/21/06)	37
3. Houston (12/12/98)	36
4. UNC Charlotte (12/2/83)	35
5. Charleston Southern (11/27/98)	34

## **HIGHEST FREE THROW PCT**

(min. 15 attempts)

1. North Carolina (2/25/03)	1.000 (22-22)
Maryland (1/16/65)	1.000 (22-22)
3. Georgia Tech (2/25/95)	.947 (18-19)

## **TURNOVERS FORCED**

1. Atlantic Christian (12/1/72)	39
2. Clemson (1/12/74)	38
Appalachian State (11/27/72)	38
4. Vermont (11/30/87)	37
5. Biscayne (1/4/78)	35

## **FEWEST TURNOVERS**

1. Georgia Tech (1/13/91)	2
2. North Carolina (3/9/97)	3
Clemson (2/1/97)	3
4. North Carolina (2/21/12)	4
Connecticut (2/16/91)	4
Tampa (12/2/87)	4

## **MOST TURNOVERS**

1. North Carolina (2/7/72)	35
2. Cincinnati (12/23/06)	32
3. Maryland (1/10/99)	31
4. North Carolina (2/6/93)	30
Biscayne (1/4/78)	30
North Carolina (11/26/76)	30

## **3-POINTERS MADE**

1. Florida State (2/10/92)	18
2. UNC Asheville (11/20/95)	17
3. Wake Forest (3/5/83)	16
Maryland (1/26/91)	16
5. Clemson (1/29/06)	15
Clemson (1/15/02)	15
UNC Asheville (12/21/89)	15

## **3-POINTERS ATTEMPTED**

1. Maryland (1/26/91)	42
2. North Carolina (1/4/96)	41
Georgia Tech (1/24/04)	41
4. Florida State (2/10/92)	40
5. North Carolina (1/4/95)	38

## **3-POINT FIELD GOAL PCT**

(Min. 10 attempts)

1. West Carolina (11/29/83)	.800 (8-10)
2. Old Dominion (12/2/00)	.750 (6-8)
3. Virginia Tech (2/18/07)	.733 (11-15)
4. Virginia (3/9/02)	.722 (13-18)
5. Winthrop (12/21/87)	.692 (9-13)

## **PERSONAL FOULS**

1. Virginia (1/28/78)	36
2. Morehead State (11/13/11)	34
Georgia Southern (12/4/72)	34
Weber State (11/24/93)	34
4. North Carolina (1/14/59)	33
North Carolina (2/24/76)	33
Iona (12/21/91)	33

## **ASSISTS**

1. Wake Forest (3/5/83)	35
Brooklyn College (2/16/87)	35
3. Western Carolina (11/29/82)	34
Alabama State (12/20/88)	34
5. Buffalo State (12/5/74)	33
Duquesne (12/7/89)	33
Maryland (2/27/91)	33

## **STEALS**

1. Brooklyn College (2/10/86)	20
2. Liberty (12/17/99)	19
Western Carolina (1/6/77)	19
Duke (11/27/76)	19
Florida Atlantic (11/22/96)	19
Vermont (11/30/87)	19
Monmouth (12/30/85)	19

## **BLOCKED SHOTS**

1. UNC Wilmington (2/16/83)	15
2. Jacksonville (11/20/14)	14
New Orleans (11/29/09)	14
4. Tennessee Tech (11/12/10)	13
West Virginia (12/28/82)	13



**Phil Spence tallied 15 points in the Pack's 144-88 win over Buffalo State in 1974. That team total ties as the most points scored in a game for the Wolfpack.**

## ACC YEARLY STAT LEADERS

SCORING				
Year	Name	G	Pts.	Pt/G
1959	John Richter	26	443	17.0
1973	David Thompson	27	666	24.7
1974	David Thompson	32	805	26.0
1975	David Thompson	28	838	29.9
1976	Kenny Carr	30	798	26.6
1977	Kenny Carr	28	588	21.0
1991	Rodney Monroe	31	836	27.0
1996	Todd Fuller	31	649	20.9
2014	T.J. Warren	35	871	24.9
2016	Cat Barber	33	776	23.5

REBOUNDS				
Year	Name	G	Reb.	R/G
1956	Ronnie Shavlik	28	545	19.5
1959	John Richter	26	370	14.2
1972	Tommy Burleson	26	365	14.0
1973	Tommy Burleson	27	324	12.0
1988	Charles Shackelford	31	297	9.6
1992	Tom Gugliotta	30	293	9.8
2013	Richard Howell	35	380	10.9

FIELD GOAL PERCENTAGE				
Year	Name	FGA	FGM	FG%
1957	John Richter	262	136	.519
1964	Larry Lakins	162	97	.599
1968	Vann Williford	190	109	.573
1992	Kevin Thompson	311	194	.624
2004	Julius Hodge	373	189	.507
2008	J.J. Hickson	276	163	.591
2010	Tracy Smith	222	424	.524
2013	T.J. Warren	186	299	.622
2014	T.J. Warren	652	342	.525

FREE THROW PERCENTAGE				
Year	Name	FTA	FTM	FT%
1991	Rodney Monroe	183	162	.885
2013	Scott Wood	85	93	.914

ASSISTS PER GAME				
Year	Name	Gms.	Assts	A/G
1981	Sidney Lowe	24	184	7.7
1983	Sidney Lowe	36	271	7.5
1989	Chris Corchiani	31	266	8.6
1991	Chris Corchiani	31	299	9.6
2013	Lorenzo Brown	33	239	7.2

BLOCKS PER GAME				
Year	Name	Gms.	Blks	B/G
2015	BeeJay Anya	36	91	2.53

STEALS PER GAME				
Year	Name	Gms	Stls	S/G
1981	Sidney Lowe	36	87	2.4
1988	Chris Corchiani	32	61	1.9
1989	Chris Corchiani	31	81	2.6
1990	Chris Corchiani	30	95	3.2

3-POINT FIELD GOAL PERCENTAGE				
Year	Name	3FGM	3FGA	3FG%
1983	Terry Gannon	53	90	.589
1990	Rodney Monroe	84	174	.483
1998	C.C. Harrison	80	183	.437
2013	Scott Wood	104	236	.441

## WOLFPACK IN ACC SINGLE-SEASON RECORDS

POINTS			
Rk	Name	Year	Pts.
8	T.J. Warren	2014	871
10.	David Thompson	1975	838
11.	Rodney Monroe	1991	836

POINTS PER GAME			
Rk	Name	Year	Pt/Gm
5.	David Thompson	1975	29.9

REBOUNDS			
Rk	Name	Year	Reb.
1.	Ronnie Shavlik	1955	581
2.	Ronnie Shavlik	1956	545
6.	Ronnie Shavlik	1954	441

REBOUNDS PER GAME			
Rk	Name	Year	Reb/Gm
1.	Ronnie Shavlik	1956	19.5
3.	Ronnie Shavlik	1955	18.1

FIELD GOALS MADE			
Rk	Name	Year	FGM
1.	David Thompson	1975	347
2.	T.J. Warren	2014	342
6.	David Thompson	1974	325
7.	Kenny Carr	1976	322

ASSISTS			
Rk	Name	Year	Ast
3.	Chris Corchiani	1991	299

ASSISTS PER GAME			
Rk	Name	Year	A/G
2.	Chris Corchiani	1991	9.6
5.	Chris Corchiani	1989	8.6

STEALS			
Rk	Name	Year	Stls
7.	Chris Corchiani	1990	95
10.	Chris Corchiani	1991	91

STEALS PER GAME			
Rk	Name	Year	S/G
3.	Chris Corchiani	1990	3.2
6.	Chris Corchiani	1991	2.9

3-POINT FG PERCENTAGE			
Rk	Name	Year	3FG%
5.	Vinny Del Negro	1987	.500

ASSISTS TO TURNOVER RATIO			
Rk	Name	Year	Ratio
1.	Tyler Lewis	2014	3.55:1
4.	Sidney Lowe	1983	3.35:1

## WOLFPACK IN CAREER RECORDS

POINTS		
Rk	Name (Yrs)	Pts.
5.	Rodney Monroe (1987-91)	2,551
11.	David Thompson (1973-75)	2,309

POINTS PER GAME		
Rk	Name (Yrs)	Pts/Gm (Pts)
4.	David Thompson (1973-75)	26.85 (2,309)
20.	Kenny Carr (1975-77)	20.60 (1,772)
21.	Rodney Monroe (1987-91)	20.57 (2,551)

REBOUNDS		
Rk	Name (Yrs)	Reb
2.	Ronnie Shavlik (1954-56)	1,598
22.	Tom Burleson (1972-74)	1,066
25.	Richard Howell (2009-13)	1,055

REBOUNDS PER GAME		
Rk	Name (Yrs)	Reb/Gm (Reb)
2.	Ronnie Shavlik (1954-56)	16.8 (1,598)
9.	John Ritcher (1957-59)	12.64 (936)

ASSISTS		
Rk	Name (Yrs)	Ast.
2.	Chris Corchiani (1987-91)	1,038
10.	Sidney Lowe (1979-83)	762

ASSISTS PER GAME		
Rk	Name (Yrs)	Ast/Gm (Ast)
1.	Chris Corchiani (1987-91)	8.37 (1,038)
10.	Sidney Lowe (1979-83)	6.35 (762)
17.	Lorenzo Brown (2010-13)	5.831 (589)

STEALS		
Rk	Name (Yrs)	Stls
3.	Chris Corchiani (1987-91)	328
15.	Anthony Grundy (1998-02)	239
24.	Sidney Lowe (1979-83)	762

STEALS PER GAME		
Rk	Name (Yrs)	Stl/Gm (Stl)
2.	Chris Corchiani (1987-91)	2.64 (328)
13.	Nate McMillan (1984-86)	2.22 (149)
20.	Anthony Grundy (1998-02)	1.98 (239)
22.	Spud Webb (1983-85)	1.92 (127)

BLOCKS		
Rk	Name (Yrs)	Blocks
24.	Thurl Bailey (1979-83)	207

FIELD GOAL PERCENTAGE		
Rk	Name (Yrs)	Pct.
17.	Kevin Thompson (1989-93)	.588

FREE THROW PERCENTAGE		
Rk	Name (Yrs)	Pct.
3.	Scott Wood (2009-13)	.886
24.	Rodney Monroe (1987-91)	.836

3-POINT FIELD GOALS MADE		
Rk	Name (Yrs)	3FG
5.	Scott Wood (2009-13)	334
7.	Rodney Monroe (1987-91)	322

3-POINT FG PERCENTAGE		
Rk	Name (Yrs)	Pct.
2.	Rodney Monroe (1987-91)	.436
5.	Archie Miller (1997-02)	.433
16.	Scott Wood (2009-13)	.410
19.	Tom Gugliotta (1988-92)	.408
23.	Clint Harrison (1994-98)	.404

**Bold** indicates active player

# PNC ARENA RECORDS /// WOLFPACK RECORDS

## LARGEST CROWD

19,722	NC State vs. North Carolina	2/9/00
19,722	NC State vs. North Carolina	1/28/01
19,722	NC State vs. Duke	1/13/02
19,722	NC State vs. North Carolina	2/24/02
19,722	NC State vs. North Carolina	1/26/03
19,722	NC State vs. Duke	2/15/04
19,722	NC State vs. North Carolina	2/29/04
19,722	NC State vs. Duke	1/13/05
19,722	NC State vs. North Carolina	2/22/05
19,722	NC State vs. Wake Forest	1/21/06
19,722	NC State vs. Maryland	2/5/06
19,722	NC State vs. North Carolina	2/22/06

## MOST POINTS - INDIVIDUAL

42	T.J. Warren vs. Boston College	3/9/14
40	Stephen Curry (Davidson) vs. Gonzaga	3/21/08
38	Cat Barber vs. Wake Forest	2/13/16
37	Cat Barber vs. Winthrop	11/27/15
37	Tiras Wade (UL-Lafayette) vs. NC State	12/15/04
36	Cat Barber vs. Georgia Tech	1/27/16
36	T.J. Warren vs. North Carolina	2/26/14
35	Marcus Paige (UNC) vs. NC State	2/26/14

## MOST POINTS IN A GAME - TEAM

113	North Carolina (vs. Mount St. Mary's)	3/21/08
108	North Carolina (vs. Arkansas)	3/23/08
104	NC State (vs. Fairleigh Dickinson)	12/21/02
103	NC State (vs. New Hampshire)	12/16/00
100	NC State (vs. East Carolina)	11/19/04

## MOST POINTS IN A GAME - COMBINED

188	NC State (95) vs. UNC Greensboro (93)	1/2/07
187	NC State (99) vs. Wake Forest (88)	2/13/16
187	North Carolina (113) vs. Mt. St. Mary's (74)	3/21/08
185	NC State (99) vs. Bucknell (86)	12/5/15
185	North Carolina (108) vs. Arkansas (77)	3/23/08

## MOST POINTS IN LOSS - TEAM

93	UNC Greensboro (vs. NC State)	1/2/07
88	Wake Forest (vs. NC State)	2/13/16
88	Wofford (vs. NC State)	11/10/06
86	Bucknell (vs. NC State)	12/5/15
86	Virginia Tech (vs. NC State)	2/16/13
86	NC State (vs. Duke)	3/1/08

## MOST POINTS IN A HALF - TEAM

62	NC State (vs. North Carolina)	2/24/02
60	North Carolina (vs. Mount St. Mary's)	3/21/08
58	NC State (vs. Campbell)	11/26/04
57	North Carolina (vs. Arkansas)	3/23/08
57	NC State (vs. New Hampshire)	12/16/00

## MOST POINTS IN A HALF - COMBINED

110	Virginia (56) vs. NC State (54)	2/7/01
108	North Carolina (57) vs. Arkansas (51)	3/23/08
101	North Carolina (60) vs. Mt. St. Mary's (41)	3/21/08
100	NC State (50) vs. Duke (50)	1/19/11
99	Wofford (54) vs. NC State (45)	11/10/06
99	NC State (55) vs. Louisiana-Lafayette (44)	12/15/04

## FEWEST POINTS IN A GAME - TEAM

29	NC Central vs. NC State	1/9/08
37	Coppin State vs. NC State	11/30/02
40	Yale vs. NC State	12/28/99
42	NC Central vs. NC State	1/30/10
42	Wofford vs. NC State	12/15/01

## FEWEST POINTS IN A GAME - COMBINED

83	NC State (54) vs. NC Central (29)	1/9/08
93	NC State (50) vs. Presbyterian (43)	1/5/08
95	NC State (58) vs. Coppin State (37)	11/30/02
100	Coppin State (56) vs. Bethune Cookman (44)	3/6/07
106	NC State (63) vs. Delaware State (43)	11/17/06

## FEWEST POINTS IN A HALF - TEAM

11	NC Central vs. NC State	1/9/08
11	UNC Asheville vs. NC State	11/21/03
13	Stetson vs. NC State	11/26/99
16	Youngstown State vs. NC State	12/16/10
17	Presbyterian vs. NC State	1/5/08
17	UNC Asheville vs. NC State	12/12/99

## FEWEST POINTS IN A HALF - COMBINED

37	Presbyterian (20) vs. NC State (17)	1/5/08
38	NC State (27) vs. NC Central (11)	1/9/08

40	Florida (21) vs. NC State (19)	1/3/10
42	NC State (24) vs. Coppin State (18)	11/30/02
45	NC State (27) vs. NC Central (18)	1/9/08
45	NC State (24) vs. Georgia Tech (21)	1/16/01

## MOST FIELD GOALS MADE - INDIVIDUAL

14	Stephen Curry (Davidson) vs. Gonzaga	3/21/08
13	Cat Barber (NC State) vs. Georgia Tech	1/27/16
13	Greivis Vasquez (Maryland) vs. NC State	3/1/09
13	Eddie House (Arizona State) vs. NC State	3/21/00
13	Tiras Wade (Louisiana-Laf.) vs. NC State	12/15/04
12	Six Times	

## MOST FIELD GOALS MADE - TEAM

44	North Carolina vs. Arkansas	3/23/08
43	North Carolina vs. Mount St. Mary's	3/21/08
38	NC State vs. Campbell	11/26/04
37	North Carolina vs. NC State	2/22/06
37	NC State vs. Fairleigh-Dickinson	12/21/02

## MOST FIELD GOALS MADE - COMBINED

72	North Carolina (44) vs. Arkansas (28)	3/23/08
71	North Carolina (43) vs. Mt. St. Mary's (28)	3/21/08
69	NC State (35) vs. Wofford (34)	11/10/06
66	NC State (32) vs. Stanford (34)	12/18/12
65	NC State (32) vs. North Carolina (33)	1/26/13
63	Five Times	

## FEWEST FIELD GOALS MADE - TEAM

12	NC Central vs. NC State	1/9/08
13	NC Central vs. NC State	1/30/10
13	Yale vs. NC State	12/28/99
13	Wofford vs. NC State	12/5/01
14	NC State vs. Duke 1/20/07	
14	East Carolina vs. NC State	11/16/01

## FEWEST FIELD GOALS MADE - COMBINED

28	NC State (16) vs. NC Central (12)	1/9/08
35	NC State (18) vs. Presbyterian (17)	1/5/08
36	NC State (21) vs. Coppin State (15)	11/30/02
37	Florida State (17) vs. NC State (20)	2/2/00
37	The Citadel (19) vs. NC State (18)	11/23/01
37	NC State (20) vs. Maryland (17)	12/30/01

## MOST FIELD GOAL ATTEMPTS - TEAM

80	Virginia Tech vs. NC State	2/16/13
79	Penn State vs. NC State	11/29/00
77	NC State vs. Duke 1/10/01	
76	UNC Charlotte vs. NC State	11/18/00
75	Stanford vs. NC State	12/18/12

## MOST FIELD GOAL ATTEMPTS - INDIVIDUAL

30	Eddie House (Arizona State) vs. NC State	3/21/00
27	Cat Barber (NC State) vs. Georgia Tech	1/27/16
26	Cat Barber (NC State) vs. North Carolina	2/24/16
26	Tiras Wade (UL-Lafayette) vs. NC State	12/15/04
24	Eddie House (Arizona State) vs. NC State	1/29/00
24	Erick Green (Va. Tech) vs. NC State	2/16/13

## MOST FIELD GOAL ATTEMPTS - COMBINED

141	VCU (71) vs. Prairie View A&M (70)	11/16/01
140	Penn State (79) vs. NC State (61)	11/29/00
136	North Carolina (71) vs. NC State (65)	1/26/13
136	North Carolina (71) vs. Mt. St. Mary's (65)	3/21/08
135	Four Times	

## BEST FG PCT - INDIVIDUAL (MIN. 7 FGM)

1.000	(12-12) J.J. Hickson vs. William & Mary	11/15/07
1.000	(8-8) Richard Howell vs. Western Mich.	12/29/12
1.000	(8-8) Deon Thompson (UNC) vs. Arkansas	3/23/08
1.000	(8-8) Marcus Melvin (NC State) vs. Wofford	12/5/01
1.000	(8-8) Josh Powell (NC State) vs. Clemson	2/2/03

## BEST FG PERCENTAGE - TEAM

.677	(44-65) North Carolina vs. Arkansas	3/23/08
.667	(32-48) NC State vs. Virginia Tech	2/18/07
.636	(28-44) NC State vs. Florida State	2/15/06
.634	(26-41) Georgetown vs. Davidson	3/23/08
.634	(26-41) NC State vs. Delaware State	11/17/06

## LOWEST FIELD GOAL PERCENTAGE - TEAM

.203	(12-59) NC Central vs. NC State	1/9/08
.245	(13-53) Wofford vs. NC State	12/5/01
.262	(16-61) The Citadel vs. NC State	11/19/05
.265	(13-49) NC Central vs. NC State	1/30/10

.269	(14-52) East Carolina vs. NC State	11/16/01
------	------------------------------------	----------

## MOST FTS MADE IN A GAME - INDIVIDUAL

19	Cat Barber (NC State) vs. Winthrop	11/27/15
19	Jeremy Ingram (NC Central) vs. NC State	11/20/13
17	Cat Barber (NC State) vs. Wake Forest	2/13/16
15	Donald Copeland (Seton Hall) vs. NC State	1/25/06
15	Jason Williams (Duke) vs. NC State	1/10/01
15	Travis Watson (Virginia) vs. NC State	2/6/02

## MOST FREE THROWS MADE IN A GAME - TEAM

41	NC Central vs. NC State	11/20/13
37	NC State vs. Cincinnati	12/23/08
37	NC State vs. Wake Forest	1/21/06
35	Maryland vs. NC State	12/30/01
34	Duke vs. Seton Hall	3/20/04
33	NC State vs. Georgia Tech	1/27/16
31	NC State vs. Virginia Tech	2/16/13
31	NC State vs. Tennessee Tech	11/12/10
31	NC State vs. UNC Greensboro	1/2/07
31	NC State vs. Wake Forest	1/16/00

## MOST FTS MADE IN GAME - COMBINED

57	Maryland (35) vs. NC State (22)	12/30/01
56	NC State (37) vs. Wake Forest (19)	1/21/06
56	NC State (28) vs. Clemson (28)	1/17/04
55	Duke (30) vs. NC State (25)	3/1/08
52	NC State (29) vs. The Citadel (23)	11/19/05

## MOST FREE THROW ATTEMPTS - INDIVIDUAL

22	Cat Barber (NC State) vs. Winthrop	11/27/15
20	Cat Barber (NC State) vs. Wake Forest	2/13/16
19	Kenny Inge (NC State) vs. Virginia	2/7/01
18	C.J. Leslie (NC State) vs. St. Bonaventure	12/22/12
18	Jason Williams (Duke) vs. NC State	1/10/01

## MOST FT ATTEMPTS IN A GAME - TEAM

50	NC State vs. Cincinnati	12/23/07
49	Maryland vs. NC State	12/30/01
45	NC Central vs. NC State	11/20/13
44	NC State vs. Louisiana-Lafayette	12/15/04
43	NC State vs. Virginia Tech	2/16/13
43	NC State vs. Wake Forest	1/21/06

## MOST FT ATTEMPTS IN A GAME - COMBINED

81	Maryland (49) vs. NC State (32)	12/30/01
78	NC Central (45) vs. NC State (33)	11/20/13
72	NC State (38) vs. Virginia (34)	2/7/01
69	Fordham (37) vs. Penn (32)	11/18/00
66	Duke (37) vs. NC State (29)	3/1/08

## BEST FREE THROW PCT - INDIVIDUAL (MIN. 11 FTM)

1.000	(11-11) Tracy Smith vs. Towson	12/31/08
1.000	(12-12) Cam Bennerman vs. Wake Forest	1/21/06
1.000	(13-13) Troy Bell (Boston Coll.) vs. NC State	1/6/03
.938	(15-16) D. Copeland (Seton Hall) vs. NC State	1/25/06
.882	(15-17) Travis Watson (Virginia) vs. NC State	2/6/02

## BEST FREE THROW PCT - TEAM (MIN. 12 FTM)

1.000	(12-12) Virginia vs. NC State	12/28/03
.950	(19-20) Virginia vs. NC State	1/9/10
.941	(16-17) Western Mich. vs. NC State	11/29/12
.941	(16-17) NC State vs. Maryland	3/4/04
.938	(15-16) No. Carolina A&T vs. Florida A&M	3/9/07

**MOST 3-POINT FGS MADE - INDIVIDUAL**

8	Stephen Curry (Davidson) vs. Gonzaga	3/21/08
8	Kendall Toney (UNC) vs. NC State	1/2/07
8	Jason Harris (Fordham) vs. Charlotte	11/17/00
7	Stephen Curry (Davidson) vs. NC State	12/21/07
7	Steven Gray (Gonzaga) vs. Davidson	3/21/08
7	L.Robinson (Florida A&M) vs. No. Carolina A&T	3/9/07

**MOST 3-POINT FGS MADE - TEAM**

17	ECU vs. Northwestern	11/15/01
16	UNC Greensboro vs. NC State	1/2/07
16	Wofford vs. NC State	11/10/06
14	7 Times	

**MOST 3-POINT FGS MADE - COMBINED**

25	Fordham (13) vs. UNC Charlotte (12)	11/17/00
24	NC State (12) vs. North Carolina (12)	1/26/03
23	Gonzaga (12) vs. Davidson (11)	3/21/08
23	Wofford (16) vs. NC State (7)	11/10/06
22	NC State (12) vs. North Carolina (10)	2/22/05
22	NC State (14) vs. Florida State (8)	2/10/04

**MOST 3-POINT FGS ATTEMPTED - INDIVIDUAL**

17	Ralston Turner vs. Tennessee	12/17/14
15	Stephen Curry (Davidson) vs. Georgetown	3/23/08
15	Stephen Curry (Davidson) vs. NC State	12/21/07
14	3 Players Tied (last Dion Harris, Michigan)	

**MOST 3-POINT FGS ATTEMPTED - TEAM**

41	NC State vs. Georgia Tech	1/24/04
36	UNC Greensboro vs. NC State	1/2/07
36	East Carolina vs. Northwestern	11/15/01
36	NC State vs. UNC Asheville	12/15/01
35	3 Teams Tied	

**MOST 3-POINT FGS ATTEMPTED - COMBINED**

59	NC State (41) vs. Georgia Tech (18)	1/24/04
58	NC State (35) vs. Boston College (23)	2/25/06
56	Hampton (31) vs. Florida A&M (25)	3/7/07
56	NC State (33) vs. The Citadel (23)	11/19/05
55	ECU (36) vs. Northwestern (19)	11/15/01
55	NC State (23) vs. UNC (32)	1/26/03

**BEST 3-POINT FG PCT - INDIVIDUAL (MIN. 5 MADE)**

1.000 (5-5)	Brandon Costner vs. Marquette	12/22/08
.857 (6-7)	Andrius Jurkunas (Clemson) vs. NC State	2/27/00
.800 (8-10)	Stephen Curry (Davidson) vs. Gonzaga	3/21/08
.750 (6-8)	Cam Bennerman vs. Campbell	11/26/04
.714 (5-7)	Scott Wood vs. St. Bonaventure	12/22/12

**BEST 3-POINT FG PCT - TEAM (MIN. 6 MADE)**

.750 (6-8)	UNC Greensboro vs. NC State	12/5/00
.733 (11-15)	NC State vs. Virginia Tech	2/18/07
.667 (6-9)	NC State vs. Cincinnati	12/23/07
.667 (12-18)	NC State vs. Miami	12/18/05
.667 (6-9)	NC State vs. Alabama A&M	12/28/11

**MOST REBOUNDS IN A GAME - INDIVIDUAL**

23	J.J. Hickson vs. Clemson	2/16/08
19	Richard Howell vs. Norfolk State	12/15/12
19	C.J. Leslie vs. Youngstown State	12/16/10
19	Brandon Costner vs. UNCW	12/30/06
18	Richard Howell vs. Duke	1/12/13
18	Richard Howell vs. Virginia	1/28/12
17	Brandon Costner vs. East Carolina	12/17/08

**MOST REBOUNDS IN A GAME - TEAM**

54	NC State vs. Liberty	12/17/99
53	NC State vs. Western Carolina	12/30/99
52	NC State vs. NC Central	2/3/09
51	3 Teams Tied	

**MOST REBOUNDS IN A GAME - COMBINED**

93	NC State (54) vs. Liberty (39)	12/17/99
92	Penn St. (49) vs. NC State (43)	11/29/00
90	Rutgers (46) vs. VCU (44)	11/15/01
86	NC State (50) vs. UNCA (36)	11/11/11
86	NC State (49) vs. UNC Greensboro (37)	11/30/08
85	Fairleigh Dickinson (46) vs. NC State (39)	11/27/10
85	NC State (50) vs. Youngstown State (35)	12/16/10

**REBOUND MARGIN**

38	NC State (52) vs. NC Central (14)	2/3/09
26	North Carolina (48) vs. Mt. St. Mary's (22)	3/21/08
25	NC State (47) vs. Wake Forest (22)	1/8/11
24	NC State (45) vs. Florida State (21)	2/19/13

**MOST OFF REBOUNDS IN A GAME - INDIVIDUAL**

11	CJ Anderson (Manhattan) vs. NC State	12/5/04
10	Tracy Smith vs. Wake Forest	2/11/09
9	Richard Howell vs. Virginia	1/28/12
9	Brandon Costner vs. NC Central	2/3/09
9	Jamie Skeen (Wake Forest) vs. NC State	2/28/07
9	Marcus Melvin vs. Georgia Tech	1/24/04

**MOST OFF REBOUNDS IN A GAME - TEAM**

27	Wake Forest vs. NC State	2/20/10
27	NC State vs. Virginia	2/10/10
24	NC State vs. Duke	1/10/01
23	NC State vs. Arizona	12/19/10
23	Boston College vs. NC State	1/6/07
23	The Citadel vs. NC State	11/19/05
23	NC State vs. Boston College	1/16/03

**MOST OFF REBOUNDS IN A GAME - COMBINED**

39	NC State (21) vs. Providence (18)	12/4/99
38	Wake Forest (27) vs. NC State (11)	2/20/10
38	NC State (22) vs. Maryland (16)	1/6/00
37	VCU (19) vs. Northwestern (18)	11/14/01

**MOST ASSISTS - INDIVIDUAL**

13	Lorenzo Brown vs. Duke	1/12/13
13	Kendall Marshall (UNC) vs. NC State	2/21/12
11	Lorenzo Brown vs. North Carolina	1/26/13
11	Lorenzo Brown vs. St. Bonaventure	12/22/12
11	Lorenzo Brown vs. Boston College	1/19/12
11	Jay Threatt (Delaware St.) vs. NC State	12/22/10
11	Chris Long (Elon) vs. NC State	12/17/09
11	Drew Gibson (Wofford) vs. NC State	11/10/06
11	Anthony Grundy vs. Charleston So.	11/25/00
11	Ed Cota (North Carolina) vs. NC State	2/9/00
11	Jason Williams (Duke) vs. NC State	1/13/02

**MOST ASSISTS - TEAM**

28	North Carolina vs. Arkansas	3/23/08
27	NC State vs. Campbell	11/26/04
26	NC State vs. Morehead State	11/13/11
26	NC State vs. UNC Asheville	12/14/05
26	NC State vs. Fairleigh Dickinson	12/21/02
26	NC State vs. BYU 1/7/04	

**MOST ASSISTS - COMBINED**

43	NC State (23) vs. Wofford (20)	11/10/06
40	NC State (26) vs. UNC Asheville (14)	12/14/05
41	North Carolina (25) vs. Mt. St. Mary's (16)	3/21/08
39	North Carolina (28) vs. Arkansas (11)	3/23/08
39	NC State (21) vs. New Hampshire (18)	12/28/05

**MOST STEALS - INDIVIDUAL**

8	Lorenzo Brown vs. UNC Asheville	11/11/11
7	Anthony Grundy vs. Georgia	11/19/99
6	Engin Atesür vs. Maryland	2/16/05
6	Carl Williams (Liberty) vs. NC State	12/17/99
5	19 Players Tied	

**MOST STEALS - TEAM**

19	NC State vs. Liberty	12/17/99
16	NC State vs. Boston College	1/19/12
16	Liberty vs. NC State	12/17/99
16	NC State vs. Yale 12/28/99	

**MOST STEALS - COMBINED**

35	NC State (19) vs. Liberty (16)	12/17/99
28	NC State (14) vs. Syracuse (14)	2/3/01
27	NC State (16) vs. Yale (11)	12/28/99

**MOST BLOCKS - INDIVIDUAL**

9	Sean Williams (Boston Coll.) vs. NC State	2/25/06
7	Cedric Simmons (NC State) vs. Miami	12/18/05
6	7 Players Tied	

**MOST BLOCKS - TEAM**

14	NC State vs. New Orleans	11/29/09
13	NC State vs. Tennessee Tech	11/12/10
12	Virginia Tech vs. NC State(5)	2/10/10
12	NC State vs. Miami	12/18/05
11	NC State vs. Stanford	12/18/12
11	NC State vs. Holy Cross	1/6/10
11	Boston College vs. NC State	2/25/06

**MOST BLOCKS - COMBINED**

17	NC State (13) vs. Tennessee Tech (4)	11/12/10
17	Virginia Tech (12) vs. NC State(5)	2/10/10
15	Northwestern (9) vs. NC State (6)	12/1/09
15	NC State (14) vs. New Orleans (1)	11/29/09
14	5 Teams Tied	

**MOST TURNOVERS - TEAM**

31	Liberty vs. NC State	12/17/99
29	Yale vs. NC State	12/28/99
27	Mt. Saint Mary's vs. NC State	11/22/02
26	Charleston Southern vs. NC State	11/25/00
26	New Hampshire vs. NC State	12/16/00

**MOST TURNOVERS - COMBINED**

55	Liberty (31) vs. NC State (24)	12/17/99
48	Charleston So. (26) vs. NC State (22)	11/25/00
48	Yale (29) vs. NC State (19)	12/28/99
46	Florida A&M (24) vs. NC State (22)	11/28/03
45	UNC Asheville (23) vs. NC State (21)	12/22/00

**FEWEST TURNOVERS - TEAM**

4	NC State vs. North Carolina	2/21/12
5	Clemson vs. NC State	2/17/11
5	Davidson vs. Georgetown	3/23/08
6	9 Teams Tied	

**FEWEST TURNOVERS - COMBINED**

12	NC State (6) vs. Virginia Tech (6)	2/2/11
13	Miami (6) vs. NC State (7)	2/29/12
13	NCSU (4) vs. North Carolina (9)	2/21/09
14	Clemson (5) vs. NC State (9)	2/17/11
14	North Carolina (6) vs. NC State (8)	2/22/06
15	Clemson (6) vs. NC State (9)	1/20/13
15	Winthrop (9) vs. NC State (6)	11/25/08
15	Washington (7) vs. NC State (8)	2/22/04
16	Stanford (6) vs. NC State (10)	12/18/12
16	Arkansas (9) vs. North Carolina (7)	3/23/08

**MOST PERSONAL FOULS - TEAM**

35	Cincinnati vs. NC State	12/23/07
35	Virginia vs. NC State	2/7/01
31	The Citadel vs. NC State	11/19/05
31	Delaware vs. NC State	11/20/05
30	3 Teams Tied	

**MOST PERSONAL FOULS - COMBINED**

61	Virginia (35) vs. NC State (26)	2/7/01
57	NC State (30) vs. Maryland (27)	12/30/01
56	The Citadel (31) vs. NC State (25)	11/19/05
52	Cincinnati (35) vs. NC State (17)	12/23/07
51	5 Teams Tied	

**LEAST PERSONAL FOULS - TEAM**

5	NC State vs. Presbyterian	1/5/08
9	NC State vs. North Carolina	1/26/13
9	NC State vs. Western Carolina	12/31/11
9	Syracuse vs. NC State	12/17/11
9	NC State vs. Miami	1/23/11
9	NC State vs. New Orleans	11/29/09
9	NC State vs. Virginia Tech	2/18/07
9	NC State vs. New Hampshire	12/28/05
9	NC State vs. Clemson	2/27/00
9	Northwestern vs. East Carolina	11/15/01

**LEAST PERSONAL FOULS - COMBINED**

16	Presbyterian (11) vs. NC State (5)	1/5/08
20	NC State (10) vs. Coppin State (10)	11/30/02
22	Delaware State (12) vs. NC State (10)	11/17/06
22	Northwestern (9) vs. ECU (13)	11/15/01
23	NC State (9) vs. Miami (14)	1/23/11
23	VCU (10) vs. Prairie View (13)	11/16/01

**MOST DISQUALIFICATIONS - TEAM**

3	NC State vs. NC Central	11/20/13
3	East Carolina vs. NC State	12/17/08
3	Mount St. Mary's vs. NC State	12/16/06
3	Louisiana-Lafayette vs. NC State	12/16/04
3	Virginia vs. NC State	2/7/01
3	NC State vs. Duke	1/10/01
3	Georgia vs. NC State	11/19/99

**LARGEST MARGIN OF VICTORY**

55	NC State (99) vs. Campbell (44)	11/26/04
44	NC State (103) vs. New Hampshire (59)	12/16/00
44	NC State (95) vs. Prairie View A&M (51)	11/14/01
39	UNC (113) vs. Mt. St. Mary's (74)	3/21/08
39	NC State (104) vs. FDU (65)	12/21/02

# YEARLY TEAM STATS /// WOLFPACK RECORDS

Year		G	Min	FG-FGA	Pct	3P-3PA	Pct	FT-FTA	Pct	OR-DR	Reb-Avg	PF-DQ	A	TO	BS	S	Pts-Avg
2015-16	NC STATE	33	6650	866-1999	.433	207-595	.348	543-777	.699	457-849	1306-38.6	558-14	383	366	141	149	2482-75.2
	Opponents	33	6650	883-2016	.438	275-735	.374	415-598	.694	371-802	1173-35.5	680-15	469	3341	136	206	2456-74.4
2014-15	NC STATE	36	7250	895-2054	.436	236-661	.357	499-727	.686	435-934	1369-38.0	637-13	415	375	184	138	2525-70.1
	Opponents	36	7250	827-2052	.403	212-643	.330	501-712	.704	402-845	1247-34.6	681-11	426	349	141	191	2367-65.8
2013-14	NC STATE	36	7300	950-2060	.461	160-525	.305	501-762	.657	422-817	1239-34.4	670-12	466	375	149	173	2561-71.1
	Opponents	36	7300	851-1997	.426	196-611	.321	606-851	.712	453-813	1266-35.2	703-14	406	414	124	205	2504-69.6
2012-13	NC STATE	35	7025	985-1987	.496	184-471	.391	554-813	.681	397-890	1287-36.8	545-13	511	433	147	227	2708-77.4
	Opponents	35	7025	899-2145	.419	209-693	.302	451-621	.726	430-746	1176-33.6	641-20	410	400	124	209	2458-70.2
2011-12	NC STATE	37	7425	977-2134	.458	198-557	.355	545-774	.704	456-934	1390-37.6	623-15	577	470	150	249	2697-72.9
	Opponents	37	7425	889-2140	.415	236-710	.332	487-687	.709	414-818	1232-33.3	656-16	425	461	132	238	2501-67.6
2010-11	NC STATE	31	6200	799-1818	.439	139-423	.329	454-654	.694	400-752	1152-37.2	533-9	442	376	138	191	2191-70.7
	Opponents	31	6200	789-1862	.424	163-509	.320	443-602	.736	407-728	1135-36.6	533-8	362	360	138	193	2184-70.5
2009-10	NC STATE	36	7225	857-1975	.434	193-580	.333	491-723	.679	411-846	1257-34.9	653-10	483	472	154	234	2398-66.6
	Opponents	36	7225	841-1990	.423	162-524	.309	478-728	.657	444-834	1278-35.5	654-13	410	474	134	260	2322-64.5
2008-09	NC STATE	30	6075	773-1626	.475	202-538	.375	441-615	.717	340-735	1075-35.8	480-10	458	435	114	168	2189-73.0
	Opponents	30	6075	771-1789	.431	173-518	.334	370-507	.730	360-613	973-32.4	560-16	343	336	97	255	2085-69.5
2007-08	NC STATE	31	6225	698-1534	.455	176-505	.349	514-715	.719	290-749	1039-33.5	496-7	411	481	143	157	2086-67.3
	Opponents	31	6225	802-1892	.424	193-525	.368	363-506	.717	414-657	1071-34.5	618-19	355	342	106	248	2160-69.7
2006-07	NC STATE	36	7250	908-1849	.491	214-599	.357	550-756	.728	294-863	1157-32.1	572-11	523	535	122	190	2580-71.7
	Opponents	36	7250	959-2177	.441	259-707	.366	397-581	.683	443-766	1209-33.6	703-21	485	438	99	272	2574-71.5
2005-06	NC STATE	32	6550	793-1704	.465	288-777	.371	509-678	.751	284-766	1050-32.8	565-14	500	434	150	233	2383-74.5
	Opponents	32	6550	765-1853	.413	185-597	.310	442-623	.709	416-729	1145-35.8	644-14	416	443	106	224	2157-67.4
2004-05	NC STATE	35	7000	871-1915	.455	294-795	.370	523-742	.705	375-746	1121-32.0	658-16	529	435	156	260	2559-73.1
	Opponents	35	7000	804-1860	.432	198-571	.347	508-729	.697	412-788	1200-34.3	689-18	402	534	110	218	2314-66.1
2003-04	NC STATE	31	6225	760-1688	.450	260-753	.345	481-602	.799	317-729	1046-33.7	577-15	454	420	69	208	2261-72.9
	Opponents	31	6225	717-1698	.422	172-550	.313	412-576	.715	352-673	1025-33.1	605-13	374	451	80	210	2018-65.1
2002-03	NC STATE	31	6250	755-1656	.456	248-696	.356	488-634	.770	302-687	989-31.9	580-12	456	440	100	238	2246-72.5
	Opponents	31	6250	730-1658	.440	179-530	.338	477-659	.724	334-663	997-32.2	594	394	452	87	231	2116-68.3
2001-02	NC STATE	34	6800	863-1910	.452	278-773	.360	561-743	.755	354-765	1119-32.9	645-6	547	452	72	269	2565-75.4
	Opponents	34	6800	799-1809	.442	169-538	.314	537-729	.737	338-789	1127-33.1	673	438	558	111	233	2304-67.8
2000-01	NC STATE	29	5850	732-1668	.439	170-469	.362	507-753	.673	397-702	1099-37.9	579-14	372	482	119	234	2141-73.8
	Opponents	29	5850	745-1694	.440	178-492	.362	428-645	.664	365-656	1021-35.2	649	386	468	98	204	2096-72.3
1999-00	NC STATE	34	6844	821-1920	.428	187-560	.334	518-789	.657	415-718	1234-36.3	605-14	431	540	156	311	2347-69.0
	Opponents	34	6844	781-1871	.417	154-481	.320	445-656	.689	407-781	1188-34.9	683	415	641	106	237	2161-63.6
1998-99	NC STATE	33	6624	798-1757	.454	185-503	.368	582-859	.678	385-670	1186-35.9	637-13	410	559	127	256	2363-71.6
	Opponents	33	6624	768-1728	.444	174-500	.348	459-706	.650	345-644	989-30.0	746-28	416	573	103	278	519-65.7
1997-98	NC STATE	32	6450	712-1634	.436	199-535	.372	439-613	.716	276-589	966-30.2	583-16	407	416	92	237	206.2-64.4
	Opponents	32	6450	716-1605	.446	142-442	.321	414-614	.674	358-693	1051-32.8	596-14	354	483	83	183	1988-62.1
1996-97	NC STATE	32	6425	692-1612	.429	193-534	.361	337-519	.649	274-578	939-29.3	530-15	339	421	47	259	1914-59.8
	Opponents	32	6425	623-1491	.418	135-459	.294	368-556	.662	316-678	994-31.1	562-10	350	541	86	182	1749-54.7
1995-96	NC STATE	31	6325	884-2017	.435	292-809	.361	457-622	.735	410-708	1218-39.3	562-9	530	438	115	239	2517-81.2
	Opponents	31	6325	854-1948	.439	207-583	.355	403-584	.690	420-725	1145-36.9	562-21	469	483	91	238	2318-74.8
1994-95	NC STATE	27	5400	754-1739	.421	210-613	.343	339-464	.731	396-622	1018-37.7	465-4	453	351	81	220	2051-76.0
	Opponents	27	5400	717-1567	.458	162-453	.358	343-511	.671	294-709	1003-37.1	436-3	406	428	81	165	1939-71.8
1993-94	NC STATE	30	6050	772-1879	.411	180-572	.315	348-534	.652	437-673	1110-37.0	610-14	466	440	95	200	2072-69.1
	Opponents	30	6050	792-1712	.463	155-412	.376	500-740	.676	368-743	1111-37.0	485-13	480	452	113	206	2039-74.6
1992-93	NC STATE	27	5400	695-1610	.432	174-524	.332	271-431	.629	363-551	914-33.9	448-11	388	389	76	142	1835-68.0
	Opponents	27	5400	768-1550	.495	159-381	.417	377-522	.722	301-603	904-33.5	473-8	493	335	79	178	2072-76.7
1991-92	NC STATE	30	6050	841-1822	.462	265-725	.366	370-589	.628	393-656	1049-35.0	500-7	502	469	84	186	2317-77.2
	Opponents	30	6050	929-1894	.490	171-451	.379	408-547	.746	357-692	1049-35.0	547-10	559	362	90	227	2437-81.2
1990-91	NC STATE	31	6200	993-2045	.486	267-644	.415	516-677	.762	406-738	1144-36.9	482-8	601	402	117	225	2769-89.3
	Opponents	31	6200	1021-2092	.488	172-489	.352	373-563	.633	404-706	1110-35.8	572-14	634	411	99	168	2587-83.5
1989-90	NC STATE	30	6075	924-1959	.472	180-417	.432	442-620	.713	418-631	1049-35.0	585-14	533	395	91	298	2470-82.3
	Opponents	30	6075	844-1747	.483	105-304	.345	459-666	.689	372-698	1070-35.7	553-22	504	515	123	186	2252-75.1
1988-89	NC STATE	31	6350	994-1983	.501	141-368	.383	492-703	.700	391-730	1121-36.2	580-13	600	413	127	269	2621-84.5
	Opponents	31	6350	883-1924	.459	116-341	.340	413-602	.686	389-717	1106-35.7	600-13	524	516	91	143	2295-74.0
1987-88	NC STATE	32	6425	1037-2016	.514	125-305	.410	457-645	.709	408-684	1092-34.1	559-9	652	404	120	260	2656-83.0
	Opponents	32	6425	893-1883	.474	101-265	.381	409-602	.679	357-687	1044-32.6	591-22	523	534	70	158	2296-71.8
1986-87	NC STATE	35	7125	1005-2100	.479	164-397	.413	540-768	.703	426-810	1236-35.3	663-10	525	525	107	228	2714-77.5
	Opponents	35	7125	1013-2107	.481	135-368	.367	458-667	.687	383-787	1170-33.4	717-24	607	523	73	197	2619-74.8
1985-86	NC STATE	34	6875	961-1943	.495			479-694	.690		1153-33.9	581-14	577	456	174	255	2401-70.6
	Opponents	34	6875	872-1947	.448			406-590	.688		1085-31.9	631-12	508	495	52	171	2150-63.2



# YEARLY TEAM STATS /// WOLFPACK RECORDS

Year		G	Min	FG-FGA	Pct	3P-3PA	Pct	FT-FTA	Pct	OR-DR	Reb-Avg	PF-DQ	A	TO	BS	S	Pts-Avg
1984-85	NC STATE	33	6625	963-1940	.497			492-730	.674		1165-35.3	566-7	566	441	122	241	2418-73.3
	Opponents	33	6625	963-1940	.497			492-730	.674		1165-35.3	566-7	566	484	86	160	2418-73.3
1983-84	NC STATE	33	6650	887-1921	.462			557-787	.708		1219-36.9	584-11	510	467	117	184	2331-70.6
	Opponents	33	6650	924-1969	.469			365-553	.660		1037-31.4	679-26	611	411	97	195	2213-67.1
1982-83	NC STATE	36		995-2108	.472	172-381	.451	510-740	.689		1237-34.4	646-15	554		173	222	2671-74.2
	Opponents	36		933-2071	.450	104-282	.368	465-664	.700		1214-33.7	692-27	501		109	159	2435-67.6
1981-82	NC STATE	32		706-1356	.521			429-602	.713		862-26.9	467-6	407		150	134	1841-57.5
	Opponents	32		621-1481	.419			328-464	.707		755-23.6	566-17	402		59	121	1570-49.1
1980-81	NC STATE	27		743-1496	.497			301-426	.707		837-31.0	497-12	427		87	156	1787-66.2
	Opponents	27		660-1396	.473			383-537	.713		756-28.0	459-12	364		55	122	1703-63.1
1979-80	NC STATE	28		770-1542	.499			406-598	.679		865-30.9	589-17	446		77	194	1946-69.5
	Opponents	28		612-1332	.459			495-697	.710		839-30.0	568-14	323		61	121	1719-61.4
1978-79	NC STATE	30		954-1930	.494			448-639	.701		1125-37.5	675-32	393		82	192	2356-78.5
	Opponents	30		788-1725	.457			523-752	.695		997-33.2	625-29	301		64	108	2101-70.0
1977-78	NC STATE	31		1035-2142	.483			484-718	.674		1256-40.5	681-24	424		118	251	2554-82.4
	Opponents	31		879-1873	.469			572-793	.721		1076-34.7	662-27	350		100	139	2330-75.2
1976-77	NC STATE	28		915-1867	.490			380-599	.634		1091-39.0	577-15	388		122	276	2210-78.9
	Opponents	28		780-1647	.474			423-599	.706		961-34.3	576-25	344		103	170	1983-70.8
1975-76	NC STATE	30		1057-2129	.496			508-706	.720		1242-41.4	724-32	484		97	244	2622-87.4
	Opponents	30		932-1959	.476			579-784	.739		1091-36.4	670-38	378		69	182	2443-81.4
1974-75	NC STATE	28		1070-2107	.508			456-644	.708		1211-43.3	649-23	387				2596-92.7
	Opponents	28		871-1862	.468			439-638	.688		1085-38.8	612-27					2181-77.9
1973-74	NC STATE	31		1157-2319	.499			519-733	.708		1452-46.8	634-13	483				2833-91.4
	Opponents	31		957-2198	.435			403-608	.663		1249-40.3	691-28	347				2317-74.7
1972-73	NC STATE	27		1054-2028	.519			401-561	.715		1256-46.5	558-14	420				2509-92.9
	Opponents	27		779-1784	.437			363-534	.680		1054-39.0	585-32	201				1921-71.1
1971-72	NC STATE	26		825-1710	.482			391-578	.676		1194-45.9	474-15	274				2041-78.5
	Opponents	26		735-1745	.421			409-611	.669		1090-41.9	474-17	192				1879-72.3
1970-71	NC STATE	27		790-1760	.449			486-691	.703		1166-43.2	577-13	286				2066-76.5
	Opponents	27		772-1744	.443			548-771	.711		1204-44.6	510-26	249				2092-77.5
1969-70	NC STATE	30		1003-2100	.477			506-736	.687		1430-47.7	566-17	349				2512-83.7
	Opponents	30		819-2002	.409			513-741	.692		1308-43.6						2151-71.7
1968-69	NC STATE	25		699-1473	.474			389-543	.716		1014-40.6	487-16	227				1788-71.5
	Opponents	25		636-1492	.426			460-645	.713		955-38.2						1732-69.3
1967-68	NC STATE	26		731-1588	.460			379-573	.661		1049-40.3	537-17	279				1841-70.8
	Opponents	26		616-1579	.390			478-707	.676		1194-45.9						1710-65.7
1966-67	NC STATE	26		660-1598	.413			353-528	.668		1140-43.9	503-22	171				1673-64.4
	Opponents	26		683-1622	.422			433-657	.660		1136-43.7						1799-69.2
1965-66	NC STATE	27		898-1884	.476			398-559	.712		1034-38.3	518-17	219				2194-81.2
	Opponents	27		760-1697	.450			471-658	.716		1237-45.8	446-9	186				1991-73.8
1964-65	NC STATE	26		811-1699	.477			373-554	.673		1111-42.7	538-21	260				1995-76.7
	Opponents	26		669-1502	.445			447-710	.630		1097-42.2						1785-68.6
1963-64	NC STATE	19		444-955	.465			239-347	.688		646-34.0	285-12	92				1127-59.3
	Opponents	19		457-1054	.433			300-425	.705		695-36.5						1214-36.8
1962-63	NC STATE	21		579-1217	.475			306-437	.700		889-42.3	346-10					1464-69.5
	Opponents	21		565-1352	.410			309-460	.671		818-38.9	347-11					1439-68.5
1961-62	NC STATE	17		478-1079	.443			255-407	.626		794-46.6	326-8					1211-71.4
	Opponents	17		431-1049	.412			276-414	.667		715-42.0	325-18					1138-66.9
1960-61	NC STATE	25		732-1704	.429			468-679	.689		1294-51.8	455-na					1932-77.2
	Opponents	25		677-1692	.400			454-651	.700		1101-44.0	470-na					1808-72.3
1959-60	NC STATE	26		567-1427	.397			436-653	.667		1202-46.2	471-14					1570-60.3
	Opponents	26		559-1551	.350			447-665	.670		1057-40.6	466-na					1565-60.1
1958-59	NC STATE	26		656-1656	.396			465-696	.668		1294-49.7	444-19					1777-68.3
	Opponents	26		595-1622	.370			405-602	.670		1070-41.2	486-14					1595-61.3
1957-58	NC STATE	24		604-1401	.431			399-606	.658		1034-46.4	441-16	193				1607-66.9
	Opponents	24		524-1450	.360			429-616	.700		890-37.0	423-18					1477-61.5
1956-57	NC STATE	26		730-1666	.438			510-757	.673		1201-46.9	506-21					1970-75.7
	Opponents	26		673-1784	.380			587-843	.680		1029-33.7	463-20					1933-74.3
1955-56	NC STATE	28		840-2068	.406			639-869	.735		1663-59.4	508-23	215				2319-82.8
	Opponents	28		696-2086	.330			582-853	.680		1156-41.3	508-23					1974-70.5
1954-55	NC STATE	32		1024-2656	.385			791-1106	.715		1864-58.2	549-na					2839-88.7
	Opponents	32		899-2508	.359			651-944	.689		1247-38.9	632-na					2449-76.5
1953-54	NC STATE	35		999-2864	.348			809-1277	.696		1735-49.6	720-27	401				2807-80.2
	Opponents	35		831-2356	.353			721-1104	.653		1245-35.6						2383-68.1

## SINGLE GAME - TEAM

### MOST POINTS

1. Maryland (12/20/78)	124
2. Duke (1/15/92)	110
3. Maryland (3/1/78)	109

### MOST FIELD GOALS

1. Maryland (3/9/74)	47
2. Mount St. Mary's (12/8/90)	46
3. Virginia (1/29/91)	43
Maryland (12/20/78)	43
Maryland (3/1/78)	43
Wake Forest (2/16/74)	43

### MOST FIELD GOAL ATTEMPTS

1. Virginia Tech (12/12/70)	96
2. Georgia Southern (12/4/72)	91
3. Wake Forest (2/16/74)	90
West Virginia (12/6/71)	90

### HIGHEST FG PERCENTAGE

1. Maryland (12/20/80)	.732	30-41
2. North Carolina (1/8/00)	.711	27-38
3. Ga. Tech (1/27/93)	.679	36-53

### MOST FREE THROWS

1. Iona (12/21/91)	42
2. NC Central (11/20/13)	41
3. Maryland (10/20/78)	38

### FEWEST FREE THROWS MADE

1. Richmond (1/15/89)	0
2. Howard (11/25/03)	1
3. Presbyterian (1/5/08)	2
Western Carolina (12/29/07)	2
South Carolina (11/23/07)	2
Syracuse (2/3/01)	2
Georgia Tech (1/25/97)	2
Ark-Pine Bluff (12/31/96)	2
Radford (11/30/94)	2
Clemson (2/26/92)	2
Pittsburgh (12/2/91)	2
Georgia Tech (1/14/89)	2
North Carolina (3/8/87)	2
Utah (3/24/83)	2
UNC Asheville (11/21/03)	2
East Carolina (12/28/06)	2

### MOST 3-POINT FIELD GOALS

1. UNC Greensboro (1/2/07)	16
Wofford (11/10/06)	16
3. Duke (2/8/97)	15
Kansas (12/10/94)	15

### MOST 3-POINT FGS ATTEMPTED

1. UNC Greensboro (1/2/07)	36
2. Wofford (11/10/06)	35
3. Florida State (1/12/10)	34

### HIGHEST 3-POINT FG PCT

1. UNC Asheville	.889	8-9
2. UNC Greensboro	.750	6-8
3. Maryland (1/30/03)	.727	8-11
4. Wake Forest (3/2/91)	.700	7-10
5. Kansas (12/8/93)	.692	9-13

### MOST REBOUNDS

1. Utah (12/31/65)	71
2. Canisius (3/12/56)	66
3. Virginia Tech (12/12/70)	64

### MOST ASSISTS

1. Georgia Tech (1/27/93)	31
2. Georgia Tech (2/29/92)	30
Kansas (1/5/91)	30
North Carolina (2/6/91)	30
5. North Carolina (2/5/87)	29

## MOST TURNOVERS

1. Atlantic Christian (12/1/72)	39
2. Clemson (1/12/74)	38
Appalachian State (11/27/72)	38
4. Vermont (11/30/87)	37
5. Biscayne (1/4/78)	35

## MOST FOULS

1. West Virginia (3/17/97)	41
2. Virginia Tech (12/12/70)	39
3. Florida State (1/28/98)	38

## SINGLE GAME - INDIVIDUAL

### FIELD GOALS

18 Ernest Graham (MD), 12/20/78
17 John Lucas (MD), 1/28/71
17 John Gerdy (Davidson), 2/9/77
15 Chris Dobbs (Davidson), 2/7/77

### FREE THROWS (SINCE 1973)

19 Jeremy Ingram (NC Central), 11/20/13
18 Jim Spanarkel (Duke), 2/15/78
17 Mike Gminski (Duke), 1/2/79

### FTS ATTEMPTED (SINCE 1973)

22 Jim Spanarkel (Duke), 2/15/78
21 Vernon Maxwell (Florida), 3/13/87
21 Jeremy Ingram (NC Central), 11/20/13

### 3-POINT FIELD GOALS

11 Terry Brown (Kansas), 2/19/97
8 Kendall Toney (UNCG), 1/2/07
7 5 Players (last M. Paige, UNC), 2/26/14

### 3-POINT FIELD GOAL ATTEMPTS

17 Terry Brown (Kansas), 2/19/97
16 Will Whittington (Marist), 3/16/07
15 Stephen Curry (Davidson), 12/21/07
15 Walt Williams (Maryland), 2/13/92

### 3-POINT FIELD GOAL PCT

(min. 5 attempts)
1.000 (5-5) Greg Gurley (Kansas), 12/8/93
1.000 (5-5) Keith Adkins (UNCW), 12/1/92

### REBOUNDS

24 Allen Bristow (Va. Tech), 12/12/70
21 Ralph Sampson (Virginia), 1/12/83
20 Tim Duncan (Wake Forest), 12/7/96
20 Brian Shaw (UCSB), 12/23/87
20 William Franklin (Purdue), 12/10/71

### ASSISTS

16 Brian Ellerbe (Rutgers), 12/27/84
15 Greivis Vasquez (Maryland), 2/9/08
15 Bobby Hurley (Duke), 2/21/93
14 John Crotty (Virginia), 1/29/91

### STEALS

7 Sean Singletary (Virginia), 2/24/08
7 Frederick Luckett (Ark-Pine Bluff), 12/31/96
6 11 Players Tied

### BLOCKED SHOTS

10 Jeff Withey (Kansas), 3/23/12
9 Sean Williams (Boston Coll.), 2/25/06
9 Mike Gminski (Duke), 2/15/78
7 4 Players (last R. Christmas, SU), 2/15/14

## OPPONENT SINGLE-GAME SCORING RECORDS

Rk	Player, School (Date)	Pts	Site	NCSU Result
1.	John Mengelt, Auburn (12/5/70)	45	H	L, 95-91
2.	Ernest Graham, Maryland (12/20/78)	44	A	L, 124-110
3.	Terry Brown, Kansas (1/5/91)	42	A	L, 105-94
4.	John Roche, South Carolina (2/17/71)	41	A	L, 79-63
5.	Tate Armstrong, Duke (2/18/76)	40	A	W, 96-95
	Loyd King, Virginia Tech (12/12/70)	40	H	W, 94-87
7.	Jeff Lamp, Virginia (1/27/79)	38	H	W, 87-67
8.	Tiras Wade, UL-Lafayette (12/15/04)	37	H	W, 78-72
	George Gilmore, Chaminade (12/29/91)	37	N	W, 93-89
	John Roche, Davidson (2/27/91)	37	H	L, 82-68
	John Gerdy, Davidson (12/7/77)	37	H	W, 104-94
12.	David Robinson, Navy (11/22/86)	36	N	W, 84-80
13.	Marcus Paige, North Carolina (2/26/14)	35	H	L, 85-84
	J.J. Redick, Duke (3/12/05)	35	N	L, 76-69
	Chris Dobbs, Davidson (12/7/77)	35	H	W, 104-94



Len Elmore (left) and Tommy Burleson went head-to-head for the 1974 ACC Tournament crown. Considered the best championship game ever played, the Pack prevailed 103-100, despite the Terps setting an opponent record for field goals made with 47.

## OVERALL

Date	Opponent	Site	Score	Mar.
11/27/72	Appalachian State (8)	H	130-53	+77
12/1/72	Atlantic Christian (8)	H	110-40	+70
12/8/47	Chatham	H	100-35	+65
1/12/73	Lehigh (3)	H	115-53	+62
1/26/48	Hampden-Sydney	A	98-36	+62
12/1/98	Army	H	94-33	+61
1/3/77	North Carolina A&T	H	107-46	+61
12/8/69	Atlantic Christian	H	139-78	+61
11/28/50	Furman	H	102-41	+61
12/31/96	Arkansas-Pine Bluff	H	83-23	+60
1/23/48	High Point	H	110-50	+60
1/2/68	Atlantic Christian	H	111-52	+59
1/6/77	Western Carolina	H	107-49	+58
1/9/75	Western Carolina (4)	H	119-61	+58
12/5/53	Davidson	H	99-41	+58
12/5/74	Buffalo State (1)	H	144-88	+56
11/26/04	Campbell	H	99-44	+55
11/28/90	Charleston Southern	H	135-80	+55
12/7/73	Vermont (2)	H	97-42	+55
2/20/54	Clemson	H	113-59	+54
2/21/66	Furman	H	130-77	+53
11/18/98	Campbell	H	87-36	+51
12/6/75	UNC Asheville (13)	A	111-60	+51
1/7/97	UT-Pan American	H	75-25	+50

## HOME

Date	Opponent	Site	Score	Mar.
11/27/72	Appalachian State	H	130-53	+77
12/1/72	Atlantic Christian	H	110-40	+70
12/8/47	Chatham	H	100-35	+65
1/12/73	Lehigh	H	115-53	+62
12/1/98	Army	H	94-33	+61
1/3/77	North Carolina A&T	H	107-46	+61
12/8/69	Atlantic Christian	H	139-78	+61
12/28/50	Furman	H	102-41	+61
12/31/96	Arkansas-Pine Bluff	H	83-23	+60
1/23/48	High Point	H	110-50	+60

## IN PNC ARENA

Date	Opponent	Score	Mar.
11/26/04	Campbell	H 99-44	+55
11/14/01	Prairie View A&M	H 95-51	+44
12/16/00	New Hampshire	H 103-59	+44
12/21/02	Fairleigh Dickinson	H 104-65	+39
11/9/12	Miami (Ohio) (6)	H 97-59	+38
12/15/01	UNC Asheville	H 92-54	+38
12/5/01	Wofford	H 80-42	+38
11/25/00	Charleston Southern	H 89-51	+38
11/20/14	Jacksonville	H 79-43	+36
11/14/14	Jackson State	H 93-58	+35
1/30/10	NC Central	H 77-42	+35
12/17/99	Liberty	H 85-50	+35
1/4/12	Delaware State	H 78-44	+34
11/19/04	East Carolina	H 100-66	+34
11/17/04	New Orleans	H 92-58	+34
2/14/01	Clemson	H 85-51	+34
11/26/99	Stetson	H 79-45	+34

## AWAY

Date	Opponent	Site	Score	Mar.
1/26/48	Hampden-Sydney	A	98-36	+62
12/6/75	UNC Asheville (13)	A	111-60	+51
2/22/54	Davidson	A	101-54	+47
1/10/48	Furman	A	95-49	+46
12/3/74	UNC Asheville (1)	A	111-68	+43
2/25/48	VMI	A	90-47	+43
11/23/90	Florida International	A	120-79	+41
2/19/49	North Carolina (18)	A	79-39	+40
12/14/54	Clemson (4)	A	112-72	+40
2/17/53	Washington & Lee (15)	A	108-69	+39
1/14/12	Wake Forest	A	76-40	+36

## DOUBLE DIGIT HALFTIME COMEBACKS

Date	Half	Diff.	Opponent	Final
1/26/74	39-49	-10	at Purdue	86-81
12/6/79	18-29	-11	Appalachian St.	59-53
2/20/85	31-41	-10	at Duke	70-66
2/23/85	25-37	-12	at Virginia	57-55
1/13/91	38-50	-12	Ga. Tech	90-83
12/23/14	22-37	-15	Louisiana Tech	73-65
2/23/91	32-47	-15	Virginia	83-76
12/19/92	25-42	-17	Oregon St.	69-68
2/24/02	36-46	-10	North Carolina	98-76
3/15/02	18-30	-12	vs. Michigan St.	69-58
2/4/04	30-46	-16	Wake Forest	73-68
3/9/07	26-40	-14	vs. Virginia	79-71
12/5/09	25-36	-11	at Marquette	77-73
12/16/10	21-34	-13	Youngstown St.	67-50
11/21/11	33-43	-10	vs. Texas	77-74
12/23/14	21-36	-15	vs. Louisiana Tech	73-65

1/31/70	Clemson (8)	H	119-87	+32
2/8/58	South Carolina (9)	H	86-55	+31

## ACC HOME

Date	Opponent	Site	Score	Mar.
2/20/54	Clemson	H	113-59	+54
1/31/56	Virginia (4)	H	99-54	+45
2/14/01	Clemson	H	85-51	+34
2/2/60	Virginia	H	87-53	+34
2/5/55	Clemson (6)	H	119-85	+34
1/31/70	Clemson (8)	H	119-87	+32
2/8/58	South Carolina (9)	H	86-55	+31
2/16/02	Clemson (24)	H	83-54	+29
12/7/74	Virginia (1)	H	101-72	+29



**C.J. Leslie scored 17 points and the Pack made 33 foul shots as NC State posted a 77-74 comeback victory over Texas in 2011-12.**

## ACC ROAD

Date	Opponent	Site	Score	Mar.
12/14/54	Clemson (4)	A	112-72	+40
1/14/12	Wake Forest	A	76-40	+36
12/15/54	South Carolina	A	91-62	+29
2/13/11	Wake Forest	A	80-55	+25
1/27/75	Duke (5)	A	95-51	+24
2/21/73	Duke (2)	A	74-50	+24
2/17/73	Wake Forest (2)	A	81-59	+22
2/14/09	Georgia Tech	A	86-65	+21
1/17/74	Virginia (3)	A	90-70	+20
2/7/62	Virginia	A	88-68	+20
3/5/00	<sup>17</sup> Florida State (10)	A	70-51	+19
12/7/54	<sup>10</sup> Wake Forest (17)	A	100-81	+19

## ACC TOURNAMENT

Date	Opponent	Site	Score	Mar.
3/4/65	Virginia	N1	106-69	+37
3/3/55	Clemson (5)	N1	101-76	+25
3/7/59	<sup>5</sup> North Carolina (10)	N1	80-56	+24
3/8/12	Boston College	N5	78-57	+21
3/8/74	Virginia (1)	N2	87-66	+21
3/8/02	Virginia	N3	92-72	+20
3/15/13	Virginia	N2	75-56	+19
3/14/13	Virginia Tech	N2	80-63	+17
3/11/05	<sup>3</sup> Wake Forest	N4	81-65	+16
3/10/05	Florida State	N4	70-54	+16
3/3/60	Maryland	N1	74-58	+16
3/7/96	Florida State	N2	80-65	+15
3/5/99	Wake Forest	N3	66-52	+14
3/6/97	Georgia Tech	N2	60-46	+14
3/8/91	Georgia Tech	N3	82-68	+14

N1 - Raleigh, N.C.; N2 - Greensboro, N.C.; N3 - Charlotte, N.C.; N4 - Washington, D.C.; N5 - Atlanta, Ga.

## VS. RANKED TEAMS

Date	Opponent	Site	Score	Mar.
3/14/91	<sup>25</sup> Southern Miss	N	114-85	+29
3/16/74	<sup>13</sup> Pittsburgh (1)	N	100-72	+28
3/7/59	<sup>5</sup> North Carolina (10)	N1	80-56	+24
12/7/54	<sup>10</sup> Wake Forest (17)	A	100-81	+19
1/10/06	<sup>18</sup> Boston College (15)	A	78-60	+18
3/11/05	<sup>3</sup> Wake Forest	N4	81-65	+16
1/20/10	<sup>7</sup> Duke	H	88-74	+14
3/14/74	<sup>5</sup> Providence (1)	N	92-78	+14
3/25/74	<sup>3</sup> Marquette (1)	N	76-64	+12

## POSTSEASON

Date	Opponent	Tourn	Score	Mar.
3/14/91	<sup>25</sup> Southern Miss	NCAA	114-85	+29
3/16/74	<sup>13</sup> Pittsburgh (1)	NCAA	100-72	+28
3/23/00	Mississippi	NIT	77-54	+23
3/13/65	St. Joseph's	NCAA	103-81	+22
3/11/98	Kansas State	NIT	59-39	+20
3/14/70	Niagara	NCAA	108-88	+20
3/16/12	San Diego State	NCAA	79-65	+14
3/14/74	<sup>5</sup> Providence (1)	NCAA	92-78	+14
3/24/50	Holy Cross	NCAA	87-74	+13
3/18/05	Charlotte	NCAA	75-63	+12
3/10/78	South Carolina	NIT	82-70	+12
3/25/74	<sup>3</sup> Marquette (1)	NCAA	76-64	+12
3/28/50	Baylor	NCAA	53-41	+12

Opponent AP ranking listed before; NC State AP ranking in parenthesis

## OVERALL RECORD: 71-53

Date	Site	Seed	Opponent (Seed)	W/L	Score	Margin
3/4/54	Raleigh, N.C.	4	North Carolina (5)	W	52-51	+1
3/5/54	Raleigh, N.C.	4	Duke (1)	W	79-75	+4
3/6/54	Raleigh, N.C.	4	Wake Forest (3)	W	82-80 ot	+2
3/3/55	Raleigh, N.C.	1	Clemson (8)	W	101-76	+25
3/4/55	Raleigh, N.C.	1	Wake Forest (4)	W	85-70	+15
3/5/55	Raleigh, N.C.	1	Duke (2)	W	87-77	+10
3/1/56	Raleigh, N.C.	1	Clemson (8)	W	88-84	+4
3/2/56	Raleigh, N.C.	1	Duke (4)	W	91-79	+12
3/3/56	Raleigh, N.C.	1	Wake Forest (3)	W	76-64	+12
3/7/57	Raleigh, N.C.	5	Wake Forest (4)	L	57-66	-9
3/6/58	Raleigh, N.C.	2	South Carolina (7)	W	66-61	+5
3/7/58	Raleigh, N.C.	2	North Carolina (3)	L	58-64	-6
3/5/59	Raleigh, N.C.	1	South Carolina (8)	W	75-72 (ot)	+3
3/6/59	Raleigh, N.C.	1	Virginia (5)	W	66-63	+3
3/7/59	Raleigh, N.C.	1	North Carolina (2)	W	80-56	+24
3/3/60	Raleigh, N.C.	6	Maryland (3)	W	74-58	+16
3/4/60	Raleigh, N.C.	6	Wake Forest (2)	L	66-71	-5
3/2/61	Raleigh, N.C.	3	South Carolina (6)	L	78-80	-2
3/1/62	Raleigh, N.C.	3	Clemson (6)	L	67-46	-21
2/28/63	Raleigh, N.C.	5	Clemson (4)	W	79-78	+1
3/1/63	Raleigh, N.C.	5	Duke (1)	L	65-82	-17
3/5/64	Raleigh, N.C.	8	Duke (1)	L	44-75	-31
3/4/65	Raleigh, N.C.	2	Virginia (7)	W	106-69	+37
3/5/65	Raleigh, N.C.	2	Maryland (3)	W	76-67	+9
3/6/65	Raleigh, N.C.	2	Duke (1)	W	91-85	+6
3/3/66	Raleigh, N.C.	2	Virginia (7)	W	86-77	+9
3/4/66	Raleigh, N.C.	2	South Carolina (6)	W	75-62	+13
3/5/66	Raleigh, N.C.	2	Duke (1)	L	66-71	-5
3/9/67	Greensboro, N.C.	8	North Carolina (1)	L	53-56	-3
3/7/68	Charlotte, N.C.	3	Maryland (6)	W	63-54	+9
3/8/68	Charlotte, N.C.	3	Duke (2)	W	12-10	+2
3/9/68	Charlotte, N.C.	3	North Carolina (1)	L	50-87	-37
3/6/69	Charlotte, N.C.	4	Wake Forest (5)	L	73-81	-8
3/5/70	Charlotte, N.C.	3	Maryland (6)	W	67-57	+10
3/6/70	Charlotte, N.C.	3	Virginia (7)	W	67-66	+1
3/7/70	Charlotte, N.C.	3	South Carolina (1)	W	42-39 (2ot)	+3
3/11/71	Greensboro, N.C.	6	Duke (3)	W	68-62	+7
3/12/71	Greensboro, N.C.	6	South Carolina (2)	L	56-69	-13
3/9/72	Greensboro, N.C.	5	Duke (4)	L	60-73	-13
3/9/73	Greensboro, N.C.	1	Virginia (5)	W	63-51	+12
3/10/73	Greensboro, N.C.	1	Maryland (3)	W	76-74	+2
3/8/74	Greensboro, N.C.	1	Virginia (4)	W	87-66	+21
3/9/74	Greensboro, N.C.	1	Maryland (2)	W	103-100 (ot)	+3
3/6/75	Greensboro, N.C.	4	Virginia (5)	W	91-85	+6
3/7/75	Greensboro, N.C.	4	Maryland (1)	W	87-85	+2
3/8/75	Greensboro, N.C.	4	North Carolina (2)	L	66-70	-4
3/4/76	Landover, Md.	3	Virginia (6)	L	75-63	-12
3/3/77	Greensboro, N.C.	5	Maryland (4)	W	82-72	+10
3/4/77	Greensboro, N.C.	5	North Carolina (1)	L	56-70	-14
3/1/78	Greensboro, N.C.	3	Maryland (6)	L	108-109 (3ot)	-1
3/1/79	Greensboro, N.C.	6	Virginia (3)	W	82-78	+4
3/2/79	Greensboro, N.C.	6	Duke (2)	L	59-62	-3
2/28/80	Greensboro, N.C.	3	Duke (6)	L	62-68	-6
3/5/81	Landover, Md.	7	North Carolina (2)	L	54-69	-15
3/5/82	Greensboro, N.C.	4	Maryland (5)	W	40-28	+12
3/6/82	Greensboro, N.C.	4	North Carolina (1)	L	46-58	-12
3/11/83	Atlanta, Ga.	4	Wake Forest (5)	W	71-70	+1
3/12/83	Atlanta, Ga.	4	North Carolina (1)	W	91-84 (ot)	+7
3/13/83	Atlanta, Ga.	4	Virginia (2)	W	81-78	+3
3/9/84	Greensboro, N.C.	7	Maryland (2)	L	63-69	-6
3/8/85	Atlanta, Ga.	3	Clemson (6)	W	70-63	+7
3/9/85	Atlanta, Ga.	3	North Carolina (2)	L	51-57	-6
3/7/86	Greensboro, N.C.	4	Virginia (5)	L	62-64	-2
3/6/87	Landover, Md.	6	Duke (3)	W	71-64 (ot)	+7
3/7/87	Landover, Md.	6	Wake Forest (7)	W	77-73 (2ot)	+4
3/8/87	Landover, Md.	6	North Carolina (1)	W	68-67	+1
3/11/88	Greensboro, N.C.	2	Clemson (7)	W	79-72	+7
3/12/88	Greensboro, N.C.	2	Duke (3)	L	71-73	-2
3/10/89	Atlanta, Ga.	1	Maryland (8)	L	49-71	-22
3/9/90	Charlotte, N.C.	6	Georgia Tech (3)	L	67-76	-9
3/8/91	Charlotte, N.C.	4	Georgia Tech (5)	W	82-68	+14
3/9/91	Charlotte, N.C.	4	Duke (1)	L	72-93	-21
3/12/92	Charlotte, N.C.	7	Florida State (2)	L	80-93	-13
3/11/93	Charlotte, N.C.	9	Maryland (8)	L	55-76	-21
3/10/94	Charlotte, N.C.	9	Clemson (8)	L	63-76	-13

## ACC CHAMPIONSHIPS

Year	Site	Championship Game
1954	Raleigh, N.C.	NC State 82, Wake Forest 80 (ot)
1955	Raleigh, N.C.	NC State 87, Duke 77
1956	Raleigh, N.C.	NC State 76, Wake Forest 64
1959	Raleigh, N.C.	NC State 80, North Carolina 56
1965	Raleigh, N.C.	NC State 91, Duke 85
1970	Charlotte, N.C.	NC State 42, South Carolina 39 (2ot)
1973	Greensboro, N.C.	NC State 76, Maryland 74
1974	Greensboro, N.C.	NC State 103, Maryland 100 (ot)
1983	Atlanta, Ga.	NC State 81, Virginia 78
1987	Landover, Md.	NC State 68, North Carolina 67

## VS. OPPONENTS

Boston College	1-0
Clemson	6-2
Duke	9-17
Florida St.	5-1
Georgia Tech	3-3
Maryland	11-8
Miami	1-2
North Carolina	4-12
Pittsburgh	1-0
Virginia	14-2
Virginia Tech	2-0
Wake Forest	9-4
South Carolina	4-2
Syracuse	1-0
<b>Total</b>	<b>71-53</b>

## NC STATE RECORD BY ROUND, SEED, SITE

<b>Record By Round</b>	
First Round (before 2014)	9-6
Second Round	2-1
Quarterfinals	33-21
Semifinals	17-18
Championship	10-7
<b>Record By Seed</b>	
#1 seed	13-1
#2 seed	8-4
#3 seed	6-7
#4 seed	14-8
#5 seed	7-7
#6 seed	7-5
#7 seed	5-7
#8 seed	4-5
#9 seed	1-3
#10 seed	3-3
#11 seed	2-1
#12 seed	1-2
<b>Record By Opponent Seed</b>	
#1 seed	9-13
#2 seed	7-13
#3 seed	11-6
#4 seed	8-2
#5 seed	10-5
#6 seed	5-6
#7 seed	9-3
#8 seed	4-3
#9 seed	1-1
#10 seed	2-0
#11 seed	0-0
#12 seed	2-0
#13 seed	1-0
<b>Record By Site</b>	
Raleigh	20-8
Greensboro	24-23
Charlotte	10-11
Landover, Md.	3-2
Atlanta	6-5
Washington, D.C.	3-2
Tampa, Fla.	3-1

## ACC TOURNAMENT MVP

Ronnie Shavlik, 1955	Tommy Burleson, 1973
Vic Molodet, 1956	Tommy Burleson, 1974
Lou Pucillo, 1959	Sidney Lowe, 1983
Larry Worsley, 1965*	Vinny Del Negro, 1987
Vann Williford, 1970	

\*Renamed the Everett Case Award in 1965.

Date	Site	Seed	Opponent (Seed)	W/L	Score	Margin
3/9/95	Greensboro, N.C.	8	Duke (9)	L	70-83	-13
3/7/96	Greensboro, N.C.	9	Florida State (8)	W	80-65	+15
3/8/96	Greensboro, N.C.	9	Georgia Tech (1)	L	73-88	-15
3/6/97	Greensboro, N.C.	8	Georgia Tech (9)	W	60-46	+14
3/7/97	Greensboro, N.C.	8	Duke (1)	W	66-60	+6
3/8/97	Greensboro, N.C.	8	Maryland (5)	W	65-58	+7
3/9/97	Greensboro, N.C.	8	North Carolina (3)	L	54-64	-10
3/5/98	Greensboro, N.C.	8	Florida State (7)	W	65-63	+2
3/6/98	Greensboro, N.C.	8	North Carolina (2)	L	46-73	-27
3/5/99	Charlotte, N.C.	5	Wake Forest (4)	W	66-52	+14
3/6/99	Charlotte, N.C.	5	Duke (1)	L	68-83	-15
3/10/00	Charlotte, N.C.	6	Virginia (3)	W	76-65	+11
3/11/00	Charlotte, N.C.	6	Maryland (2)	L	61-64	-3
3/9/01	Atlanta, Ga.	7	Duke (2)	L	61-76	-15
3/8/02	Charlotte, N.C.	4	Virginia (5)	W	92-72	+20
3/9/02	Charlotte, N.C.	4	Maryland (1)	W	86-82	+4
3/10/02	Charlotte, N.C.	4	Duke (2)	L	61-91	-30
3/14/03	Greensboro, N.C.	4	Georgia Tech (5)	W	71-65	+6
3/15/03	Greensboro, N.C.	4	Wake Forest (1)	W	87-83	+4
3/16/03	Greensboro, N.C.	4	Duke (3)	L	77-84	-7
3/12/04	Greensboro, N.C.	2	Florida State (7)	W	78-71	+7
3/13/04	Greensboro, N.C.	2	Maryland (6)	L	82-85	-3
3/10/05	Washington, D.C.	7	Florida State (10)	W	70-54	+16
3/11/05	Washington, D.C.	7	Wake Forest (2)	W	81-65	+14
3/12/05	Washington, D.C.	7	Duke (3)	L	69-76	-7
3/10/06	Greensboro, N.C.	4	Wake Forest (12)	L	71-82	-11
3/8/07	Tampa, Fla.	10	Duke (7)	W	85-80 (ot)	+5
3/9/07	Tampa, Fla.	10	Virginia (2)	W	79-71	+8
3/10/07	Tampa, Fla.	10	Virginia Tech (3)	W	72-64	+8
3/11/07	Tampa, Fla.	10	North Carolina (1)	L	80-89	-9
3/13/08	Charlotte, N.C.	12	Miami (5)	L	50-63	-13
3/12/09	Atlanta, Ga.	10	Maryland (7)	L	69-74	-5
3/11/10	Greensboro, N.C.	11	Clemson (6)	W	59-57	+2
3/12/10	Greensboro, N.C.	11	Florida State (3)	W	58-52	+6
3/13/10	Greensboro, N.C.	11	Georgia Tech (7)	L	54-57	-3
3/10/11	Greensboro, N.C.	10	Maryland (7)	L	67-75	-8
3/8/12	Atlanta, Ga.	5	Boston College (12)	W	78-57	+21
3/9/12	Atlanta, Ga.	5	Virginia (4)	W	67-64	+3
3/10/12	Atlanta, Ga.	5	North Carolina (1)	L	67-69	-2
3/14/13	Greensboro, N.C.	5	Virginia Tech (12)	W	80-63	+17
3/15/13	Greensboro, N.C.	5	Virginia (4)	W	75-56	+19
3/16/13	Greensboro, N.C.	5	Miami (1)	L	71-81	-10
3/13/14	Greensboro, N.C.	7	Miami (10)	W	67-58	+9
3/14/14	Greensboro, N.C.	7	Syracuse (2)	W	66-63	+3
3/15/14	Greensboro, N.C.	7	Duke (3)	L	67-75	-8
3/11/15	Greensboro, N.C.	7	Pittsburgh (10)	W	81-70	+11
3/12/15	Greensboro, N.C.	7	Duke (2)	L	53-77	-24
3/8/16	Washington, D.C.	12	Wake Forest (13)	W	75-72	+3
3/9/16	Washington, D.C.	12	Duke (5)	L	89-92	-3



**T.J. Warren averaged 19.5 points in six career ACC Tournament games.**

## NC STATE ACC TOURNAMENT SINGLE-GAME RECORDS

### TEAM HIGHS

**Points:** 108 vs. Maryland (1978)  
**FGs Attempted:** 102 vs. Maryland (1978)  
**FGs Made:** 45 vs. Virginia (1965); vs. Maryland (1978)  
**Field Goal Pct.:** .610 (25-41) vs. Virginia (2000)  
**3pt FGs Attempted:** 28 vs. Duke (1995)  
**3pt FGs Made:** 13 vs. Virginia (2002)  
**3pt Field Goal Pct.:** .722 (13-18) vs. Virginia (2002)  
**FTs Attempted:** 51 vs. Florida State (1996)  
**FTs Made:** 37 vs. Duke (1956)  
**FT Pct.:** 1.000 (22-22) vs. Maryland (1965); (14-14) vs. North Carolina (1987)  
**Rebounds:** 67 vs. Clemson (1955)  
**Assists:** 22 vs. Clemson (1988), Maryland (2002)

### TEAM LOWS

**Fewest Points:** 12 vs. Duke (1968)  
**Fewest FGs Attempted:** 13 vs. Duke (1968)  
**Fewest FGs Made:** 4 vs. Duke (1968)  
**Lowest FG Pct.:** .268 (15-56) vs. Clemson (1962)  
**Fewest Assists:** 0 vs. Duke, 1968  
**Fewest Rebounds:** 12 vs. Duke (1968)  
**Fewest FTs Att.:** 5 vs. Duke (1963); vs. Maryland (1973)  
**Fewest FTs Made:** 4 vs. Duke (1968); vs. Maryland (1973); vs. North Carolina (1977)  
**Lowest FT Pct.:** .389 (7-18) vs. Virginia (1976)  
**Fewest 3pt FGs Attempted:** 3 vs. Clemson (1988)  
**Fewest 3pt FGs Made:** 1 vs. Clemson (1988)  
**Lowest 3pt FG Pct.:** .118 (2-17) vs. Maryland (2011)

### INDIVIDUAL

**Points:** 38, Tommy Burleson vs. Maryland (1974); David Thompson vs. Virginia (1975) **FGs Made:** 18, Tommy Burleson vs. Maryland (1974)  
**FGs Attempted:** 27, Vann Williford vs. Wake Forest (1969)  
**Field Goal %:** 1.000, Art Jones (7-7) vs. Maryland; Mike Gioni (5-5) vs. North Carolina (1987)  
**Free Throws Made:** 13, Julius Hodge vs. Maryland (2004)  
**Free Throws Attempted:** 17, Tiny Pinder vs. Virginia (1979)  
**Free Throw Percentage:** 1.000, Tommy Mattocks (9-9) vs. South Carolina (1966); Vinny Del Negro (9-9) vs. Duke (1987); Ilian Evtimov (8-8) vs. Florida State (2004); Gavin Grant (11-11) vs. Virginia Tech (2007); Dennis Horner (8-8) vs. Maryland (2009); Cat Barber (12-12) vs. Pittsburgh (2015)  
**3pt FGs Made:** 7, Scott Wood vs. Virginia (2013)  
**3pt FGs Attempted:** 12, Scott Wood vs. Virginia (2013)  
**Assists:** 9, Phil DiNardo vs. Duke (1955); Herb Applebaum vs. Wake Forest (1954); Joe Cafferky vs. Duke (1972); Chris Corchiani vs. Georgia Tech (1991)  
**Blocked Shots:** 6, Josh Powell vs. Georgia Tech (2003)  
**Steals:** 9, Justin Gainey vs. Virginia (2000)  
**Rebounds:** 23, John Richter vs. South Carolina (1959)  
**Minutes Played:** 50, Rick Anheuser vs. South Carolina (1970); Paul Coder vs. South Carolina (1970); Joe Dunning vs. South Carolina (1970); Ed Leftwich vs. South Carolina (1970); Vann Williford vs. South Carolina (1970)

## NC STATE TEAM RECORDS - SINGLE GAME

### POINTS

Rk.	Opponent (Date)	Round	Site	Total
1.	Maryland (3/1/78)	Quarter	Greensboro, N.C.	108
2.	Virginia (3/4/65)	Quarter	Raleigh, N.C.	106
3.	Maryland (3/9/74)	Final	Greensboro, N.C.	103

### FEWEST POINTS

1.	Duke (3/8/68)	Semi	Charlotte, N.C.	12
2.	Maryland (3/5/82)	Quarter	Greensboro, N.C.	40
3.	South Carolina (3/7/70)	Final	Charlotte, N.C.	42

### VICTORY MARGIN

1.	Virginia (3/4/65)	Quarter	Raleigh, N.C.	37
2.	North Carolina (3/7/59)	Final	Raleigh, N.C.	24
3.	Boston College (3/8/12)	1st Rd.	Atlanta, Ga.	21
	Virginia (3/8/74)	Semi	Greensboro, N.C.	21

### DEFEAT MARGIN

1.	Duke (3/10/02)	Final	Charlotte, N.C.	30
2.	North Carolina (3/6/98)	Final	Greensboro, N.C.	27
3.	Duke (3/12/15)	Quarter	Greensboro, N.C.	24

### POINTS IN A LOSS

1.	Maryland (3/1/78)	Quarter	Greensboro, N.C.	108
2.	Maryland (3/13/04)	Semi	Greensboro, N.C.	82
3.	North Carolina (3/11/07)	Finals	Tampa, Fla.	80
	Florida State (3/13/92)	Quarter	Charlotte, N.C.	80

### FIELD GOALS

1.	Maryland (3/1/78)	Quarter	Greensboro, N.C.	45
	Virginia (3/4/65)	Quarter	Raleigh, N.C.	45
3.	Maryland (3/9/74)	Final	Greensboro, N.C.	44

### FEWEST FIELD GOALS

1.	Duke (3/8/68)	Semi	Charlotte, N.C.	4
2.	Maryland (3/5/82)	Quarter	Greensboro, N.C.	9
3.	North Carolina (3/6/98)	Final	Greensboro, N.C.	13

### FIELD GOAL ATTEMPTS

1.	Maryland (3/1/78)	Quarter	Greensboro, N.C.	102
2.	Clemson (3/3/55)	Quarter	Raleigh, N.C.	97
3.	South Carolina (3/2/61)	Quarter	Raleigh, N.C.	85

### FEWEST FIELD GOAL ATTEMPTS

1.	Duke (3/8/68)	Semi	Charlotte, N.C.	13
2.	Virginia Tech (3/10/07)	Semi	Tampa, Fla.	21
	Maryland (3/5/82)	Quarter	Greensboro, N.C.	21

### FIELD GOAL PERCENTAGE

1.	Virginia (3/10/00)	Quarter	Charlotte, N.C.	.610 (25-41)
2.	Duke (3/8/07)	1st Rd.	Tampa, Fla.	.608 (31-51)
3.	Virginia (3/8/02)	Quarter	Charlotte, N.C.	.604 (29-48)

### LOWEST FIELD GOAL PERCENTAGE

1.	Clemson (3/1/62)	Quarter	Raleigh, N.C.	.268 (15-56)
2.	North Carolina (3/6/98)	Final	Greensboro, N.C.	.283 (13-46)
3.	North Carolina (3/9/68)	Final	Charlotte, N.C.	.293 (17-58)

### POINTS/HALF

1.	Virginia (3/4/65)	Quarter	Raleigh, N.C.	63
2.	Virginia (3/8/74)	Semi	Greensboro, N.C.	58
3.	Wake Forest (3/15/03)	Quarter	Greensboro, N.C.	54
	Virginia (3/3/66)	Quarter	Raleigh, N.C.	54

### FEWEST POINTS/HALF

1.	Duke (3/8/68)	Semi	Charlotte, N.C.	2
2.	Duke (3/8/68)	Semi	Charlotte, N.C.	10
3.	Maryland (3/5/82)	Quarter	Greensboro, N.C.	13
	North Carolina (3/4/54)	Quarter	Raleigh, N.C.	13

### FREE THROWS

1.	Duke (3/2/56)	Semi	Raleigh, N.C.	37
2.	Duke (3/5/55)	Final	Raleigh, N.C.	33
3.	Virginia (3/1/79)	Quarter	Greensboro, N.C.	32

### FEWEST FREE THROWS

1.	North Carolina (3/9/97)	Final	Greensboro, N.C.	4
	North Carolina (3/4/77)	Semi	Greensboro, N.C.	4
	Maryland (3/10/73)	Final	Greensboro, N.C.	4
	Duke (3/8/68)	Semi	Charlotte, N.C.	4

### FREE THROW ATTEMPTS

1.	Florida State (3/7/96)	1st Rd.	Greensboro, N.C.	51
	Duke (3/5/54)	Semi	Raleigh, N.C.	51
3.	Duke (3/5/55)	Final	Raleigh, N.C.	43

### FEWEST FREE THROW ATTEMPTS

1.	North Carolina (3/9/97)	Final	Greensboro, N.C.	5
	Maryland (3/10/73)	Final	Greensboro, N.C.	5
	Duke (3/1/63)	Semi	Raleigh, N.C.	5

### FREE THROW PERCENTAGE

1.	North Carolina (3/8/87)	Final	Landover, Md.	1.000 (14-14)
	North Carolina (3/6/82)	Semi	Greensboro, N.C.	1.000 (6-6)
	Maryland (3/5/65)	Semi	Raleigh, N.C.	1.000 (22-22)
	Duke (3/1/63)	Semi	Raleigh, N.C.	1.000 (5-5)

### LOWEST FREE THROW PERCENTAGE

1.	North Carolina (3/9/85)	Semi	Atlanta, Ga.	.417 (5-12)
2.	Virginia (3/9/12)	Quarter	Atlanta, Ga.	.444 (8-18)
	North Carolina (3/4/77)	Semi	Greensboro, N.C.	.444 (4-9)
	Duke (3/8/68)	Semi	Charlotte, N.C.	.444 (4-9)

### 3-POINT FIELD GOALS

1.	Virginia (3/8/02)	Quarter	Charlotte, N.C.	13
	Florida State (3/13/92)	Quarter	Charlotte, N.C.	12
2.	Virginia (3/13/83)	Final	Atlanta, Ga.	12

### FEWEST 3-POINT FIELD GOALS

1.	Clemson (3/11/88)	Quarter	Greensboro, N.C.	1
2.	Five Times			2

### 3-POINT ATTEMPTS

1.	Florida State (3/13/92)	Quarter	Charlotte, N.C.	33
2.	Wake Forest (3/10/06)	Quarter	Greensboro, N.C.	29
3.	Duke (3/9/95)	1st Rd.	Charlotte, N.C.	28

### FEWEST 3-POINT ATTEMPTS

1.	Clemson (3/11/88)	Quarter	Greensboro, N.C.	3
2.	North Carolina (3/8/87)	Final	Landover, Md.	6
	Duke (3/6/87)	Quarter	Landover, Md.	6

### 3-POINT PERCENTAGE

1.	Virginia (3/8/02)	Quarter	Charlotte, N.C.	.722 (13-18)
2.	Duke (3/12/88)	Semi	Greensboro, N.C.	.625 (5-8)
3.	Virginia (3/13/83)	Final	Atlanta, Ga.	.545 (12-22)

### LOWEST 3-POINT PERCENTAGE

1.	Maryland (3/10/11)	1st Rd.	Greensboro	.118 (2-17)
2.	Miami (3/13/08)	1st Rd.	Charlotte	.133 (2-15)
3.	Maryland (3/10/89)	Quarter	Atlanta, Ga.	.167 (3-18)

### REBOUNDS

1.	Clemson (3/3/55)	Quarter	Raleigh, N.C.	67
2.	South Carolina (3/2/61)	Quarter	Raleigh, N.C.	63
	South Carolina (3/5/59)	Quarter	Raleigh, N.C.	63
	Duke (3/5/55)	Final	Raleigh, N.C.	63

### FEWEST REBOUNDS

1.	Duke (3/8/68)	Semi	Charlotte, N.C.	14
2.	Maryland (3/8/97)	Semi	Greensboro, N.C.	20
3.	North Carolina (3/9/97)	Final	Greensboro, N.C.	21

### REBOUND MARGIN

1.	South Carolina (3/2/61)	Quarter	Raleigh, N.C.	23
	Wake Forest (3/3/56)	Final	Raleigh, N.C.	23
3.	North Carolina (3/7/59)	Final	Raleigh, N.C.	22

## ASSISTS

1. Maryland (3/9/02)	Semi	Charlotte, N.C.	22
Clemson (3/11/88)	Quarter	Greensboro, N.C.	22
3. Florida State (3/13/92)	Quarter	Charlotte, N.C.	21

## FEWEST ASSISTS

1. Duke (3/8/68)	Semi	Charlotte, N.C.	0
2. South Carolina (3/4/66)	Semi	Raleigh, N.C.	3
3. Duke (3/5/66)	Final	Raleigh, N.C.	4

## BLOCKED SHOTS

1. Georgia Tech (3/14/03)	Quarter	Greensboro, N.C.	10
2. Maryland (3/5/82)	Quarter	Greensboro, N.C.	6
3. Miami (3/16/13)	Semi	Greensboro, N.C.	5
Wake Forest (3/11/05)	Quarter	Washington, D.C.	5
Georgia Tech (3/8/91)	Quarter	Charlotte, N.C.	5

## STEALS

1. Florida State (3/5/98)	Semi	Greensboro, N.C.	13
Florida State (3/7/96)	1st Rd.	Greensboro, N.C.	13
3. Maryland (3/3/77)	Quarter	Greensboro, N.C.	12

## FOULS

1. Virginia (3/4/65)	Quarter	Raleigh, N.C.	32
2. Duke (2/28/80)	Quarter	Greensboro, N.C.	31
3. Virginia (3/1/79)	Quarter	Greensboro, N.C.	29
Virginia (3/4/76)	Quarter	Landover, Md.	29
North Carolina (3/9/68)	Final	Charlotte, N.C.	29

## OPPONENT TEAM RECORDS - SINGLE GAME

### POINTS

Rk.	Opponent (Date)	Round	Site	Total
1.	Maryland (3/1/78)	Quarter	Greensboro, N.C.	109
2.	Maryland (3/9/74)	Final	Greensboro, N.C.	100
3.	Florida State (3/13/92)	Quarter	Charlotte, N.C.	93
	Duke (3/9/91)	Semi	Charlotte, N.C.	93

### FIELD GOALS

1. Maryland (3/9/74)	Final	Greensboro, N.C.	47
2. Maryland (3/1/78)	Quarter	Greensboro, N.C.	43
3. Florida State (3/13/92)	Quarter	Charlotte, N.C.	39

### FIELD GOAL ATTEMPTS

1. Duke (3/5/55)	Final	Raleigh, N.C.	102
2. Duke (3/2/56)	Semi	Raleigh, N.C.	86
3. Clemson (3/3/55)	Quarter	Raleigh, N.C.	83

### FIELD GOAL PERCENTAGE

1. Duke (3/10/02)	Final	Charlotte, N.C.	.635 (33-52)
2. Florida State (3/13/92)	Quarter	Charlotte, N.C.	.639 (39-61)
3. Duke (3/9/91)	Semi	Charlotte, N.C.	.618 (34-55)

### FREE THROWS

1. Wake Forest (3/4/60)	Semi	Raleigh, N.C.	37
2. Duke (2/28/80)	Quarter	Greensboro, N.C.	34
3. Clemson (3/1/56)	Quarter	Raleigh, N.C.	30

### FREE THROW ATTEMPTS

1. Wake Forest (3/4/60)	Semi	Raleigh, N.C.	47
2. Duke (3/2/56)	Semi	Raleigh, N.C.	41
3. Duke (2/28/80)	Quarter	Greensboro, N.C.	40

### FREE THROW PERCENTAGE

1. North Carolina (3/11/07)	Final	Tampa, Fla.	.958 (23-24)
2. South Carolina (3/4/66)	Semi	Raleigh, N.C.	.947 (18-19)
3. Maryland (3/9/02)	Semi	Charlotte, N.C.	.870 (20-23)

### 3-POINT FIELD GOALS

1. Duke (3/12/05)	Semi	Washington, D.C.	11
Florida State (3/12/04)	Quarter	Greensboro, N.C.	11
3. Maryland (3/12/09)	1st Rd.	Atlanta, Ga.	9
Duke (3/8/07)	1st Rd.	Tampa, Fla.	9
Duke (3/16/03)	Final	Greensboro, N.C.	9
Georgia Tech (3/8/96)	Quarter	Greensboro, N.C.	9

## 3-POINT FIELD GOAL ATTEMPTS

1. Florida State (3/7/96)	1st Rd.	Greensboro, N.C.	25
2. Boston College (3/8/12)	1st Rd.	Atlanta, Ga.	23
Duke (3/8/07)	1st Rd.	Tampa, Fla.	23
Duke (3/12/05)	Semi	Washington, D.C.	23
Florida State (3/12/04)	Quarter	Greensboro, N.C.	23
Duke (3/16/03)	Final	Greensboro, N.C.	23

## 3-POINT FIELD GOAL PERCENTAGE

1. North Carolina (3/11/07)	Final	Tampa, Fla.	.600 (6-10)
2. Maryland (3/12/09)	1st Rd.	Atlanta, Ga.	.563 (9-16)
3. Georgia Tech (3/8/96)	Quarter	Greensboro, N.C.	.529 (9-17)

## REBOUNDS

1. Clemson (3/1/62)	Quarter	Raleigh, N.C.	59
2. Duke (3/5/55)	Final	Raleigh, N.C.	58
3. Virginia (3/3/66)	Quarter	Raleigh, N.C.	55

## ASSISTS

1. Duke (3/10/02)	Final	Charlotte, N.C.	24
2. Florida State (3/13/92)	Quarter	Charlotte, N.C.	23
3. Four Times			20

## TURNOVERS

1. Maryland (3/1/78)	Quarter	Greensboro, N.C.	32
2. Virginia (3/4/76)	Quarter	Landover, Md.	29
3. Virginia (3/3/66)	Quarter	Raleigh, N.C.	24

## BLOCKS

1. Maryland (3/11/00)	Semi	Charlotte, N.C.	8
Clemson (3/10/94)	1st Rd.	Charlotte, N.C.	8
3. Florida State (3/12/10)	Quarter	Greensboro, N.C.	7
Maryland (3/1/78)	Quarter	Greensboro, N.C.	7

## STEALS

1. Miami (3/13/08)	1st Rd.	Charlotte, N.C.	11
Georgia Tech (3/14/03)	Quarter	Charlotte, N.C.	11
Duke (3/10/02)	Final	Charlotte, N.C.	11
Maryland (3/9/02)	Semi	Charlotte, N.C.	11



Both Bennie Bolton and Vinny Del Negro (MVP) were named to the 1987 ACC All-Tournament team, when the Wolfpack won its 10th ACC Tournament title.

## NC STATE TEAM RECORDS - TOURNAMENT

### POINTS

1. 2007 (4 games)	316
2. 1956 (3 games)	255
3. 1997 (4 games)	245

### SCORING AVG (MIN. 2 GAMES)

1. 1974 (2 games)	95.0
2. 1965 (3 games)	91.0
1955 (3 games)	91.0

### FIELD GOALS MADE

1. 1965 (3 games)	109
2. 2007 (4 games)	106
3. 1975 (3 games)	100

### FIELD GOALS ATTEMPTED

1. 1955 (3 games)	236
2. 1959 (3 games)	215
3. 1954 (3 games)	213

### FIELD GOAL PCT (MIN. 2 GAMES)

1. 2007 (4 games)	.555 (106-191)
2. 1979 (2 games)	.544 (49-90)
3. 1974 (2 games)	.540 (81-150)

### 3-POINTERS MADE

1. 2002 (3 games)	30
2. 2005 (3 games)	26
2003 (3 games)	26

### 3-POINTERS ATTEMPTED

1. 2005 (3 games)	71
2. 1997 (4 games)	70
3. 2002 (3 games)	61

### 3-POINT FG PCT (MIN. 2 GAMES)

1. 1988 (2 games)	.545 (6-11)
2. 2002 (3 games)	.492 (30-61)
3. 1991 (2 games)	.481 (13-27)

### FREE THROWS MADE

1. 1956 (3 games)	81
2. 2007 (4 games)	80
3. 1955 (3 games)	79

### FREE THROWS ATTEMPTED

1. 1954 (3 games)	110
2. 1956 (3 games)	106
1955 (3 games)	106

### FREE THROW PCT (MIN. 2 GAMES)

1. 2004 (2 games)	.818 (36-44)
2. 1963 (2 games)	.811 (30-37)
3. 1991 (2-games)	.804 (37-46)

### REBOUNDS

1. 1955 (3 games)	185
2. 1959 (3 games)	169
3. 1956 (3 games)	164

### REBOUND AVG (MIN. 2 GAMES)

1. 1955 (3 games)	61.7
2. 1959 (3 games)	56.3
3. 1956 (3 games)	54.7

### ASSISTS

1. 2007 (4 games)	55
2002 (3 games)	55
3. 2013 (3 games)	48

### TURNOVERS

1. 2007 (4 games)	61
2. 2002 (3 games)	50
3. 2003 (3 games)	45

### BLOCKS

1. 2003 (3 games)	15
2. 2013 (3 games)	10
2005 (3 games)	10
4. 1982 (2 games)	9

### STEALS

1. 2010 (3 games)	28
1997 (4 games)	28
3. 2012 (3 games)	26

### 3-POINT FIELD GOALS

Rk.	Name	Opponent	Round	3FGM
1.	Scott Wood	Virginia (3/15/13)	Quarter	7
2.	Scott Wood	Miami (3/16/13)	Semi	6
	Scott Wood	Florida State (3/12/10)	Quarter	6
4.	5 Players Tied	(last R. Turner 2014)	Quarter	5

### 3-POINT FIELD GOAL ATTEMPTS

Rk.	Name	Opponent	Round	3FGA
1.	Scott Wood	Virginia (3/15/13)	Quarter	12
	Ilian Evtimov	Florida State (3/10/05)	1st Rd.	11
2.	Scott Wood	Miami (3/16/13)	Semi	10
	Scott Wood	Florida State (3/12/10)	Quarter	10
	Cameron Bennerman	Wake Forest (3/10/06)	Quarter	10
	C.C. Harrison	North Carolina (3/6/98)	Quarter	10
	Danny Strong	Florida State (3/7/96)	1st Rd.	10

### FREE THROWS

Rk.	Name	Opponent	Round	FTM
1.	Julius Hodge	Maryland (3/13/04)	Semi	13
2.	Tiny Pinder	Virginia (3/1/79)	Quarter	12
	David Thompson	Virginia (3/6/75)	Quarter	12

### FREE THROW ATTEMPTS

Rk.	Name	Opponent	Round	FTA
1.	Tiny Pinder	Virginia (3/1/79)	Quarter	17
2.	Kenny Inge	Florida State (3/5/98)	Quarter	16
3.	J.J. Hickson	Miami (3/13/08)	1st Rd.	15
	Julius Hodge	Maryland (3/13/04)	Semi	15
	David Thompson	Virginia (3/6/75)	Quarter	15

### REBOUNDS

Rk.	Name	Opponent	Round	Rebs.
1.	John Richter	South Carolina (3/5//59)	Quarter	23
2.	Kenny Carr	Maryland (3/3/77)	Quarter	21
	Ronnie Shavlik	Duke (3/5/55)	Finals	21

### ASSISTS

Rk.	Name	Opponent	Round	Asts.
1.	Lorenzo Brown	Virginia Tech (3/14/13)	1st Rd.	12
2.	Chris Corchiani	Georgia Tech (3/8/91)	Quarter	9
	Joe Cafferky	Duke (3/9/72)	Quarter	9
	Herb Applebaum	Wake Forest (3/6/54)	Finals	9
	Phil DiNardo	Duke (3/5/55)	Finals	9

### BLOCKS

Rk.	Name	Opponent	Round	Blks.
1.	Josh Powell	Georgia Tech (3/14/03)	Quarter	6
2.	Kevin Thompson	Georgia Tech (3/8/91)	Quarter	4
	Thurl Bailey	Maryland (3/5/82)	Quarter	4

### STEALS

Rk.	Name	Opponent	Round	Stls.
1.	Justin Gainey	Virginia (3/10/00)	Quarter	9
2.	C.C. Harrison	Florida State (3/5/98)	Semi	6
3.	Lorenzo Brown	Boston College (3/8/12)	1st Rd.	5
	Javier Gonzalez	Florida State (3/12/10)	Quarter	5
	Ishua Benjamin	Duke (3/9/95)	1st Rd.	5

### MINUTES

Rk.	Name	Opponent	Round	Mins.
1.	Rick Anheuser	South Carolina (3/7/70)	Finals	50
	Paul Coder	South Carolina (3/7/70)	Finals	50
	Joe Dunning	South Carolina (3/7/70)	Finals	50
	Ed Leftwich	South Carolina (3/7/70)	Finals	50
	Vann Williford	South Carolina (3/7/70)	Finals	50

## NC STATE INDIVIDUAL RECORDS - SINGLE GAME

### POINTS

Rk.	Name	Opponent	Round	Pts.
1.	David Thompson	Virginia (3/6/75)	Quarter	38
	Tommy Burleson	Maryland (3/9/74)	Final	38
3.	David Thompson	Virginia (3/8/74)	Semi	37

### FIELD GOALS

Rk.	Name	Opponent	Round	FG
1.	Tommy Burleson	Maryland (3/9/74)	Final	18
2.	David Thompson	Virginia (3/8/74)	Semi	16
3.	Larry Worsley	Duke (3/6/65)	Final	14
	Lou Pucillo	South Carolina (3/6/58)	Quarter	14

### FIELD GOAL ATTEMPTS

Rk.	Name	Opponent	Round	FGA
1.	Van Williford	Wake Forest (3/6/69)	Quarter	27
2.	David Thompson	Virginia (3/8/74)	Semi	26
3.	Hawkeye Whitney	Duke (2/28/80)	Quarter	24
	David Thompson	Maryland (3/9/74)	Finals	24
	Tommy Burleson	Duke (3/9/72)	Quarter	24



# ACC TOURNAMENT **STATS** /// WOLFPACK RECORDS

Year (Seed)/Site	Date/Opponent	Result/Score	FG-FGA	Pct	3P-3PA	Pct.	FT-FTA	Pct	Off-Def	Tot	PF	A	TO	BS	ST	Pts
1954 (4) Raleigh, NC	North Carolina - 5	W, 52-51	19-61	.312	----	----	14-26	.538	----	32	22	6	----	----	----	52
	3/4/54		14-25	.560	----	----	23-34	.676	----	24	16	7	----	----	----	51
	Duke - 1	W, 79-75	25-74	.338	----	----	29-51	.569	----	47	17	12	----	----	----	79
	3/5/54		30-78	.385	----	----	15-25	.600	----	47	31	13	----	----	----	75
	Wake Forest - 3	W, 82-80 ot	32-78	.410	----	----	18-33	.545	----	45	19	18	----	----	----	82
1955 (1) Raleigh, NC	3/6/54		30-61	.492	----	----	20-30	.667	----	27	21	19	----	----	----	80
	Clemson - 8	W, 101-76	39-97	.402	----	----	23-32	.719	----	67	17	12	----	----	----	101
	3/3/55		29-83	.349	----	----	18-30	.600	----	45	20	4	----	----	----	76
	Wake Forest - 4	W, 85-70	31-72	.431	----	----	23-31	.742	----	55	16	13	----	----	----	85
	3/4/55		26-61	.426	----	----	18-26	.692	----	31	17	11	----	----	----	70
1956 (1) Raleigh, NC	Duke - 2	W, 87-77	27-64	.422	----	----	33-43	.767	----	63	18	15	----	----	----	87
	3/5/55		29-102	.284	----	----	19-32	.594	----	58	24	10	----	----	----	77
	Clemson - 8	W, 88-84	31-63	.492	----	----	26-39	.667	----	52	21	11	----	----	----	88
	3/1/56		27-81	.333	----	----	30-35	.857	----	45	22	8	----	----	----	84
	Duke - 4	W, 91-79	27-61	.443	----	----	37-42	.881	----	55	23	11	----	----	----	91
1957 (5) Raleigh, NC	3/2/56		23-86	.268	----	----	23-41	.561	----	42	23	8	----	----	----	79
	Wake Forest - 3	W, 76-64	29-66	.439	----	----	18-25	.720	----	57	12	7	----	----	----	76
	3/3/56		26-73	.356	----	----	12-19	.632	----	34	16	16	----	----	----	64
	Wake Forest - 4	L, 57-66	21-48	.438	----	----	15-18	.833	----	34	20	10	----	----	----	57
	3/7/57		19-47	.404	----	----	28-37	.757	----	27	10	6	----	----	----	66
1958 (2) Raleigh, NC	South Carolina - 7	W, 66-61	26-66	.394	----	----	14-24	.583	----	43	13	7	----	----	----	66
	3/6/58		24-63	.381	----	----	13-16	.813	----	43	17	6	----	----	----	61
	North Carolina - 3	L, 58-64	17-48	.354	----	----	24-31	.774	----	35	25	5	----	----	----	58
	3/7/58		20-46	.435	----	----	24-34	.706	----	34	19	6	----	----	----	64
	South Carolina - 8	W, 75-72 ot	27-79	.342	----	----	21-34	.618	----	63	23	13	----	----	----	75
1959 (1) Raleigh, NC	3/5/59		24-59	.407	----	----	24-33	.727	----	46	24	12	----	----	----	72
	Virginia - 5	W, 66-63	24-64	.375	----	----	18-26	.692	----	50	14	7	----	----	----	66
	3/6/59		25-72	.347	----	----	13-15	.867	----	46	19	5	----	----	----	63
	North Carolina - 2	W, 80-56	31-72	.431	----	----	18-25	.720	----	56	23	9	----	----	----	80
	3/7/59		17-47	.362	----	----	22-34	.647	----	34	19	4	----	----	----	56
1960 (6) Raleigh, NC	Maryland - 3	W, 74-58	30-58	.517	----	----	14-23	.438	----	49	19	16	----	----	----	74
	3/3/60		18-62	.290	----	----	22-27	.814	----	33	17	3	----	----	----	58
	Wake Forest - 2	L, 66-71	19-61	.312	----	----	28-34	.824	----	48	29	10	----	----	----	66
			17-55	.309	----	----	37-47	.787	----	35	23	2	----	----	----	71
	South Carolina - 6	L, 78-80	31-85	.365	----	----	16-24	.667	----	63	22	9	12	----	----	78
1961 (3) Raleigh, NC	3/2/61		28-60	.467	----	----	24-33	.727	----	40	18	7	14	----	----	80
	Clemson - 6	L, 46-67	15-56	.268	----	----	16-27	.593	----	39	27	6	17	----	----	46
	3/1/62		25-49	.510	----	----	17-35	.486	----	59	20	8	18	----	----	67
	Clemson - 4	W, 79-78	27-61	.443	----	----	25-32	.781	----	42	24	6	11	----	----	79
	5/2/28/63		28-58	.483	----	----	22-32	.688	----	39	22	8	11	----	----	78
1963 (5) Raleigh, NC	Duke - 1	L, 65-82	30-58	.517	----	----	5-5	1.000	----	22	15	10	15	----	----	65
	3/1/63		34-62	.548	----	----	14-19	.737	----	38	8	8	10	----	----	82
	Duke - 1	L, 44-75	18-48	.375	----	----	8-13	.615	----	37	23	8	20	----	----	44
	3/5/64		28-57	.491	----	----	19-27	.704	----	35	12	7	6	----	----	75
	Virginia - 7	W, 106-69	45-80	.563	----	----	16-21	.762	----	52	32	20	19	----	----	106
1964 (8) Raleigh, NC	3/4/65		25-68	.368	----	----	19-43	.442	----	57	17	2	26	----	----	69
	Maryland - 3	W, 76-67	27-57	.473	----	----	22-22	1.000	----	29	20	10	10	----	----	76
	3/5/65		27-60	.450	----	----	13-18	.722	----	39	18	12	19	----	----	67
	Duke - 1	W, 91-85	37-72	.514	----	----	17-27	.630	----	48	28	10	15	----	----	91
	3/6/65		30-64	.469	----	----	25-39	.641	----	46	22	6	14	----	----	85
1966 (2) Raleigh, NC	Virginia - 7	W, 86-77	35-69	.507	----	----	16-27	.593	----	41	11	12	12	----	----	86
	3/3/66		32-81	.395	----	----	13-17	.765	----	55	18	7	24	----	----	77
	South Carolina - 6	W, 75-62	25-44	.568	----	----	25-29	.862	----	25	20	3	12	----	----	75
	3/4/66		22-57	.386	----	----	18-19	.947	----	34	21	9	17	----	----	62
	Duke - 1	L, 66-71	29-61	.475	----	----	8-11	.727	----	35	17	4	13	----	----	71
1967 (8) Greenboro, NC	3/5/66		29-68	.426	----	----	13-23	.565	----	49	11	3	14	----	----	66
	North Carolina - 1	L, 53-56	20-41	.488	----	----	13-16	.813	----	32	19	5	16	----	----	53
	3/9/67		21-63	.333	----	----	14-23	.609	----	43	13	4	14	----	----	56

# ACC TOURNAMENT **STATS** /// WOLFPACK RECORDS

Year (Seed)/Site	Date/Opponent	Result/Score	FG-FGA	Pct	3P-3PA	Pct	FT-FTA	Pct	Off-Def	Tot	PF	A	TO	BS	ST	Pts
1968 (3) Charlotte, NC	Maryland - 6	W, 63-54	23-52	.442	----	----	17-26	.654	----	47	20	3	16	----	----	63
	3/8/68		19-60	.317	----	----	16-24	.667	----	40	20	8	11	----	----	54
	Duke - 2	W, 12-10	4-13	.308	----	----	4-9	.444	----	14	7	0	1	----	----	12
	3/8/68		2-11	.182	----	----	6-11	.545	----	14	8	0	4	----	----	10
	North Carolina - 1	L, 50-87	17-58	.293	----	----	16-32	.500	----	43	29	4	22	----	----	50
1969 (4) Charlotte, NC	3/9/68		30-67	.448	----	----	27-37	.730	----	61	23	8	15	----	----	87
	Wake Forest - 5	L, 73-81	29-70	.414	----	----	15-20	.750	----	42	24	10	----	----	----	73
	3/6/69		27-68	.397	----	----	27-33	.818	----	42	15	4	----	----	----	81
	Maryland - 6	W, 67-57	28-54	.519	----	----	11-24	.458	----	35	20	14	----	----	----	67
	3/5/70		21-59	.356	----	----	15-26	.577	----	42	19	7	----	----	----	57
1970 (3) Charlotte, NC	Virginia - 7	W, 67-66	27-56	.482	----	----	13-21	.619	----	32	19	11	----	----	----	67
	3/6/70		22-47	.468	----	----	22-27	.815	----	25	16	6	----	----	----	66
	South Carolina - 1	W, 42-39 2ot	16-41	.390	----	----	10-12	.833	----	23	14	8	----	----	----	42
	3/7/70		12-39	.308	----	----	15-19	.789	----	29	9	5	----	----	----	39
	Duke - 3	W, 68-61	26-56	.464	----	----	16-24	.667	----	36	8	8	10	----	----	68
1971 (6) Greensboro, NC	3/11/71		28-62	.452	----	----	5-10	.500	----	41	16	4	17	----	----	61
	South Carolina - 2	L, 56-69	21-48	.438	----	----	14-22	.636	----	35	23	8	15	----	----	56
	3/12/71		20-54	.370	----	----	29-33	.879	----	38	18	6	7	----	----	69
	Duke - 4	L, 60-73	26-69	.377	----	----	8-11	.727	----	36	23	19	10	----	----	60
	3/9/72		25-49	.510	----	----	23-30	.767	----	41	12	13	12	----	----	73
1973 (1) Greensboro, NC	Virginia - 5	W, 63-51	26-51	.510	----	----	11-17	.647	----	41	16	14	14	----	----	63
	3/9/73		23-61	.377	----	----	5-8	.625	----	31	19	6	12	----	----	51
	Maryland - 3	W, 76-74	36-81	.444	----	----	4-5	.800	----	44	17	13	9	----	----	76
	3/10/73		34-73	.466	----	----	6-12	.500	----	47	15	12	11	----	----	74
	Virginia - 4	W, 87-66	37-70	.528	----	----	13-23	.565	----	47	16	9	13	----	----	87
1974 (1) Greensboro, NC	3/8/74		28-64	.438	----	----	10-16	.625	----	33	20	8	16	----	----	66
	Maryland - 2	W, 103-100 ot	44-80	.550	----	----	15-26	.577	----	40	14	15	14	----	----	103
	3/9/74		47-77	.610	----	----	6-8	.750	----	33	19	20	15	----	----	100
	Virginia - 5	W, 91-85	35-63	.556	----	----	21-31	.677	----	34	26	9	16	----	----	91
	3/6/75		35-57	.614	----	----	15-21	.714	----	29	26	6	18	----	----	85
1975 (4) Greensboro, NC	Maryland - 1	W, 87-85	36-60	.600	----	----	15-23	.652	----	38	23	13	24	----	----	87
	3/7/75		36-73	.493	----	----	13-19	.684	----	35	23	7	15	----	----	85
	North Carolina - 2	L, 66-70	29-75	.387	----	----	8-10	.800	----	38	23	6	12	----	----	66
	3/8/75		26-51	.510	----	----	18-27	.667	----	41	18	19	19	----	----	70
	Virginia - 6	L, 63-75	28-69	.406	----	----	7-18	.389	----	37	29	6	15	0	3	63
1976 (3) Landover, MD	3/4/76		26-43	.605	----	----	23-34	.676	----	39	23	6	29	1	2	75
	Maryland - 4	W, 82-72	29-66	.439	----	----	24-36	.667	----	47	15	12	14	4	12	82
	3/3/77		31-65	.477	----	----	10-13	.769	----	35	27	14	17	5	9	72
	North Carolina - 1	L, 56-70	26-59	.441	----	----	4-9	.444	----	33	22	11	21	2	8	56
	3/4/77		25-52	.481	----	----	20-26	.769	----	35	17	16	15	1	9	70
1978 (3) Greensboro, NC	Maryland - 6	L, 108-109 3ot	45-102	.441	----	----	18-24	.750	----	52	27	9	23	2	11	108
	3/1/78		43-72	.597	----	----	23-30	.767	----	45	23	10	32	7	6	109
	Virginia - 3	W, 82-78	25-46	.543	----	----	32-42	.762	----	40	29	16	23	2	6	82
	3/1/79		26-65	.400	----	----	26-33	.788	----	34	33	7	14	2	3	78
	Duke - 2	L, 59-62	24-44	.545	----	----	11-12	.917	----	26	20	5	6	3	1	59
1979 (6) Greensboro, NC	3/2/79		24-49	.490	----	----	14-21	.667	----	25	11	10	3	0	3	62
	Duke - 6	L, 62-68	26-61	.426	----	----	10-16	.625	----	33	31	19	19	4	5	62
	2/28/80		17-37	.460	----	----	34-40	.850	----	31	20	11	19	4	4	68
	North Carolina - 2	L, 54-69	21-57	.368	----	----	12-17	.706	----	41	22	14	11	1	5	54
	3/5/81		25-46	.543	----	----	19-31	.613	----	27	15	17	9	2	7	69
1982 (4) Greensboro, NC	Maryland - 5	W, 40-28	9-21	.489	----	----	22-30	.733	----	24	10	5	12	6	4	40
	3/5/82		12-44	.273	----	----	4-6	.667	----	27	23	5	10	1	5	28
	North Carolina - 1	L, 46-58	20-48	.417	----	----	6-6	1.000	----	26	20	9	9	3	4	46
	3/6/82		19-43	.442	----	----	20-24	.833	----	30	10	11	8	0	6	58
	Wake Forest - 5	W, 71-70	28-68	.412	6-16	.375	9-15	.600	----	40	17	10	5	2	2	71
1983 (4) Atlanta, GA	3/11/83		25-53	.472	3-8	.375	17-21	.809	----	34	13	7	6	2	1	70
	North Carolina - 1	W, 91-84 ot	29-64	.453	6-16	.375	27-33	.818	----	46	23	14	8	3	3	91
	3/12/83		29-71	.408	6-18	.333	20-28	.714	----	35	26	11	5	6	4	84
	Virginia - 2	W, 81-78	27-56	.482	12-22	.545	15-25	.600	----	29	16	9	12	2	9	81
	3/13/83		30-60	.500	4-8	.500	14-19	.736	----	40	24	12	15	2	2	78

# ACC TOURNAMENT STATS /// WOLFPACK RECORDS

Year (Seed)/Site	Date/Opponent	Result/Score	FG-FGA	Pct	3P-3PA	Pct.	FT-FTA	Pct	Off-Def	Tot	PF	A	TO	BS	ST	Pts
1984 (7) Greensboro, NC	Maryland - 2 3/9/84	L, 63-69	26-60	.433	----	----	11-20	.550	----	39	20	14	8	2	5	63
			27-55	.491	----	----	15-20	.750	----	35	17	20	6	4	2	69
1985 (3) Atlanta, GA	Clemson - 6 3/8/85	W, 70-63	25-58	.431	----	----	20-24	.833	13-15	28	15	14	8	2	4	70
			27-55	.491	----	----	9-12	.750	16-21	37	20	12	17	1	1	63
	North Carolina - 2 3/9/85	L, 51-57	23-53	.434	----	----	5-12	.417	11-15	26	18	13	7	3	6	51
			22-43	.512	----	----	13-19	.684	10-23	33	15	14	12	1	5	57
1986 (4) Greensboro, NC	Virginia - 5 3/7/86	L, 62-64	27-51	.529	----	----	8-14	.571	----	24	12	14	9	3	4	62
			30-51	.588	----	----	4-5	.800	----	20	15	17	10	0	2	64
1987 (6) Landover, MD	Duke - 3 3/6/87	W, 71-64 ot	25-57	.439	2-6	.333	19-26	.731	12-33	45	18	11	14	2	4	71
			24-60	.400	5-16	.312	11-14	.786	9-21	30	25	14	13	3	4	64
	Wake Forest - 7 3/7/87	W, 77-73 2ot	29-72	.403	2-7	.286	17-26	.654	15-35	50	23	15	11	3	6	77
			27-59	.458	5-13	.385	14-21	.667	5-32	37	25	15	13	2	3	73
	North Carolina - 1 3/8/87	W, 68-67	26-46	.565	2-6	.333	14-14	1.000	10-20	30	12	15	19	1	2	68
			31-60	.517	3-9	.333	2-4	.500	10-10	20	14	20	13	0	9	67
1988 (2) Greensboro, NC	Clemson - 7 3/11/88	W, 79-72	31-53	.585	1-3	.333	16-19	.842	1-25	26	21	22	9	1	8	79
			27-56	.482	4-9	.444	14-25	.560	9-24	33	15	16	11	5	5	72
	Duke - 3 3/12/88	L, 71-73	25-52	.418	5-8	.625	16-23	.696	10-17	27	20	15	10	0	5	71
			26-55	.473	3-9	.333	18-27	.667	14-25	39	22	18	10	2	6	73
1989 (1) Atlanta, GA	Maryland - 8 3/10/89	L, 49-71	20-66	.303	3-18	.167	6-10	.600	18-12	30	24	13	14	3	7	49
			25-44	.568	1-3	.333	20-28	.714	11-31	42	11	13	19	3	6	71
1990 (6) Charlotte, NC	Georgia Tech - 3 3/9/90	L, 67-76	25-65	.385	6-20	.300	11-14	.786	14-28	42	23	12	13	2	5	67
			29-64	.453	2-17	.118	16-27	.593	14-25	39	17	11	10	3	4	76
1991 (4) Charlotte, NC	Georgia Tech - 5 3/8/91	W, 82-68	28-56	.500	6-12	.500	20-24	.833	8-27	35	10	17	11	5	6	82
			30-70	.429	3-11	.273	5-12	.417	19-23	42	17	13	15	2	5	68
	Duke - 1 3/9/91	L, 72-93	24-55	.436	7-15	.467	17-22	.773	9-15	24	19	14	18	3	4	72
			34-55	.618	4-9	.444	21-25	.840	8-21	29	20	17	16	3	7	93
1992 (7) Charlotte, NC	Florida State - 2 3/13/92	L, 80-93	29-63	.460	12-33	.364	10-19	.526	14-15	29	18	21	20	2	10	80
			39-61	.639	4-13	.308	11-19	.579	13-24	37	15	23	18	2	16	93
1993 (9) Charlotte, NC	Maryland (1st) - 8 3/11/93	L, 55-76	22-72	.306	4-21	.190	7-14	.500	24-26	50	20	11	17	1	5	55
			25-59	.424	4-13	.308	22-29	.759	13-30	43	17	19	9	3	9	76
1994 (9) Charlotte, NC	Clemson (1st) - 8 3/10/94	L, 63-76	23-73	.315	5-23	.217	12-18	.667	21-20	41	20	12	7	4	3	63
			26-53	.491	3-12	.250	21-31	.677	12-30	42	14	15	12	8	6	76
1995 (8) Greensboro, NC	Duke (1st) - 9 3/9/95	L, 70-83	25-72	.347	7-28	.250	13-16	.813	15-21	36	18	11	9	3	9	70
			27-57	.474	7-19	.368	22-30	.733	12-34	46	19	6	16	3	5	83
1996 (9) Greensboro, NC	Florida State (1st) - 8 3/7/96	W, 80-65	21-49	.429	8-20	.400	30-51	.588	12-30	42	24	17	19	2	13	80
			21-73	.288	3-25	.120	20-28	.714	25-26	51	36	4	18	2	10	65
	Georgia Tech - 1 3/8/96	L, 73-88	27-64	.422	7-25	.280	12-16	.750	13-17	30	22	10	16	3	10	73
			27-48	.563	9-17	.529	25-32	.781	8-25	33	14	17	20	2	10	88
1997 (8) Greensboro, NC	Georgia Tech (1st) - 9 3/6/97	W, 60-46	21-44	.477	4-12	.333	14-18	.778	3-24	27	12	7	9	0	5	60
			16-46	.348	5-18	.278	9-14	.643	10-23	33	17	7	13	2	2	46
	Duke - 1 3/7/97	W, 66-60	20-41	.488	4-12	.333	22-32	.688	3-25	28	19	8	10	0	5	66
			19-51	.373	3-18	.167	19-22	.864	8-22	30	24	8	14	1	5	60
	Maryland - 5 3/8/97	W, 65-58	22-46	.478	6-14	.429	15-21	.714	6-14	20	18	12	13	0	10	65
			22-44	.500	2-8	.250	12-19	.632	12-20	32	21	13	21	4	6	58
1998 (8) Greensboro, NC	North Carolina - 3 3/9/97	L, 54-64	20-61	.328	10-32	.313	4-5	.800	7-14	21	17	9	3	0	8	54
			23-39	.590	3-8	.375	15-20	.750	6-35	41	13	13	18	4	0	64
	Florida State (1st) - 7 3/5/98	W, 65-63	17-45	.378	3-9	.333	28-38	.737	9-23	32	16	5	12	4	13	65
			24-57	.421	5-11	.455	10-15	.667	14-23	37	25	10	17	6	1	63
1999 (5) Charlotte, NC	North Carolina - 2 3/6/98	L, 46-73	13-46	.283	5-19	.263	15-19	.789	9-25	34	19	5	22	3	6	46
			28-60	.467	1-8	.125	16-21	.762	11-26	37	14	19	11	4	10	73
	Wake Forest - 4 3/5/99	W, 66-52	21-61	.344	5-25	.200	19-28	.679	19-24	43	20	8	11	2	9	66
			18-46	.391	4-14	.286	12-19	.632	7-28	35	25	9	19	0	4	52
2000 (6) Charlotte, NC	Duke - 1 3/6/99	L, 68-83	23-62	.371	8-15	.533	14-20	.700	18-20	38	25	8	21	2	8	68
			27-53	.509	6-17	.353	23-34	.676	12-24	36	20	16	13	2	10	83
	Virginia - 3 3/10/00	W, 76-65	25-41	.610	5-12	.417	21-30	.700	6-27	33	17	18	23	1	11	76
			22-59	.373	4-21	.190	17-22	.773	14-14	28	24	10	19	1	8	65
2001 (7) Atlanta, GA	Maryland - 2 3/11/00	L, 61-64	20-56	.357	8-19	.421	13-25	.520	10-20	30	17	13	13	2	8	61
			24-48	.500	6-13	.462	10-23	.435	10-31	41	19	17	21	8	7	64
	Duke - 2 3/9/01	L, 61-76	23-58	.397	4-10	.400	11-17	.647	17-22	39	23	8	22	4	7	61
			24-59	.407	7-22	.318	21-31	.677	15-20	35	17	8	13	6	12	76
2002 (4) Charlotte, NC	Virginia - 5 3/8/02	W, 92-72	29-48	.604	13-18	.722	21-26	.808	8-24	32	23	20	16	1	11	92
			25-52	.481	7-15	.467	15-25	.600	10-13	23	22	17	16	6	8	72
	Maryland - 1 3/9/02	W, 86-82	29-49	.592	11-27	.407	17-28	.607	5-23	28	20	22	18	0	7	86
			29-61	.475	4-14	.286	20-23	.870	11-20	31	22	20	13	2	11	82
	Duke - 2 3/10/02	L, 61-91	22-60	.367	6-16	.375	11-14	.786	17-15	32	17	13	16	0	6	61
			33-52	.635	8-19	.421	17-20	.850	7-22	29	14	24	12	5	11	91

# ACC TOURNAMENT STATS /// WOLFPACK RECORDS

Year (Seed)/Site	Date/Opponent	Result/Score	FG-FGA	Pct	3P-3PA	Pct	FT-FTA	Pct	Off-Def	Tot	PF	A	TO	BS	ST	Pts
2003 (4) Greensboro, NC	Georgia Tech - 5	W, 71-65	25-50	.500	11-21	.524	10-18	.556	10-26	36	15	17	17	10	1	71
	3/14/03		28-65	.431	2-12	.167	7-9	.778	13-20	33	22	12	7	3	11	65
	Wake Forest - 1	W, 87-83	24-48	.500	10-19	.526	29-35	.829	6-26	32	23	17	13	2	1	87
	3/15/03		24-61	.393	6-15	.400	29-36	.800	13-22	35	25	13	4	4	4	83
	Duke - 3	L, 77-84	26-59	.441	5-16	.313	20-26	.769	12-25	37	26	13	15	3	6	77
	3/16/03		24-56	.429	9-23	.391	27-33	.818	10-25	35	21	11	10	4	8	84
2004 (2) Greensboro, NC	Florida State - 7	W, 78-71	24-52	.462	11-26	.423	19-22	.864	8-21	29	20	15	12	2	9	78
	3/12/04		25-51	.490	11-23	.478	10-17	.588	10-22	32	21	17	16	1	7	71
	Maryland - 6	L, 82-85	27-52	.519	11-22	.500	17-22	.773	10-19	29	19	12	14	2	5	82
	3/13/04		31-55	.564	5-13	.385	18-22	.818	9-17	26	20	10	11	4	10	85
2005 (7) Washington, DC	Florida State (1st) - 10	W, 70-54	22-49	.449	10-26	.385	16-25	.640	5-26	31	17	16	9	3	8	70
	3/10/05		18-50	.360	3-18	.167	15-25	.600	11-26	37	21	6	14	4	6	54
	Wake Forest - 2	W, 81-65	30-59	.508	8-20	.400	13-16	.813	12-19	31	17	19	8	5	6	81
	3/11/05		24-49	.490	7-16	.438	10-20	.500	11-19	30	20	11	15	5	4	65
	Duke - 3	L, 69-76	24-55	.436	8-25	.320	13-18	.722	14-20	34	19	11	12	2	0	69
	3/12/05		28-56	.500	11-23	.478	9-19	.474	15-20	35	18	16	9	5	4	76
2006 (4) Greensboro, NC	Wake Forest - 12	L, 71-82	28-62	.452	10-29	.345	5-7	.714	5-19	24	26	13	15	1	6	71
	3/10/06		26-49	.531	6-16	.375	24-33	.727	10-30	40	19	17	18	4	8	82
2007 (10) Tampa, FL	Duke (1st) - 7	W, 85-80(ot)	31-51	.608	4-10	.400	19-29	.655	9-20	29	18	14	15	2	7	85
	3/8/07		30-61	.492	9-23	.391	11-15	.733	12-17	29	26	9	18	1	3	80
	Virginia - 2	W, 79-71	25-47	.532	8-19	.421	21-27	.778	6-27	33	17	17	14	1	2	79
	3/9/07		25-62	.403	6-21	.286	15-18	.833	12-20	32	24	12	11	2	2	71
	Virginia Tech - 3	W, 72-64	21-40	.525	6-13	.462	24-28	.857	0-28	28	17	13	17	4	6	72
	3/10/07		26-62	.419	4-10	.400	8-19	.421	12-21	33	22	8	10	1	9	64
	North Carolina - 1	L, 80-89	29-53	.547	6-14	.429	16-19	.842	8-16	24	18	11	15	1	5	80
	3/11/07		30-52	.577	6-10	.600	23-24	.958	6-18	24	19	12	10	1	9	89
2008 (12) Charlotte, NC	Miami (1st) - 5	L, 50-63	16-47	.340	2-15	.133	16-21	.762	12-20	32	21	8	17	3	6	50
	3/13/08		18-49	.367	1-9	.111	26-30	.867	14-22	36	17	8	9	4	11	63
2009 (10) Atlanta, GA	Maryland (1st) - 7	L, 69-74	26-59	.441	8-27	.296	9-11	.818	18-18	36	19	16	14	4	4	69
	3/12/09		25-53	.472	9-16	.563	15-21	.714	13-15	28	13	16	8	4	8	74
2010 (11) Greensboro, NC	Clemson (1st) - 6	W, 59-57	23-44	.523	3-11	.273	10-15	.667	10-24	34	15	8	19	3	11	59
	3/8/07		20-51	.392	7-19	.368	10-18	.556	11-14	25	15	9	15	2	10	57
	Florida State - 3	W, 58-52	19-43	.442	7-15	.467	13-20	.650	6-19	25	16	12	16	1	10	58
	3/9/07		20-52	.385	3-18	.167	9-17	.529	19-23	42	19	8	20	7	9	52
	Georgia Tech - 7	L, 54-57	19-62	.306	6-26	.231	10-19	.526	13-23	36	23	9	6	2	7	54
	3/10/07		18-41	.439	2-10	.200	19-32	.594	7-35	42	18	13	16	4	6	57
2011 (10) Greensboro, NC	Maryland (1st) - 7	L, 67-75	27-80	.338	2-17	.118	11-18	.611	19-28	47	17	9	8	1	10	67
	3/10/11		26-58	.448	4-11	.364	19-24	.792	7-39	46	16	13	17	5	5	75
2012 (5) Atlanta, GA	Boston Coll. (1st) - 12	W, 78-57	29-67	.433	8-19	.421	12-20	.660	15-28	43	16	16	11	3	11	78
	3/8/12		22-57	.386	7-23	.304	6-11	.545	9-26	35	21	15	19	3	5	57
	Virginia - 5	W, 67-64	27-50	.540	5-15	.333	8-18	.444	6-22	28	16	18	11	2	8	67
	3/9/12		23-53	.434	2-12	.167	16-20	.800	10-25	35	16	10	11	2	8	64
	North Carolina - 1	L, 67-69	26-58	.448	3-11	.273	12-18	.667	8-25	33	23	10	16	1	7	67
	3/10/12		24-54	.444	5-20	.250	16-22	.727	6-28	34	19	19	15	0	5	69
2013 (5) Greensboro, NC	Va. Tech (1st) - 12	W, 80-63	28-53	.528	5-16	.313	19-26	.731	10-30	40	12	18	12	2	5	80
	3/14/13		25-60	.417	4-18	.222	9-11	.818	7-18	25	21	10	9	3	5	63
	Virginia - 4	W, 75-56	27-59	.458	8-16	.500	13-16	.813	10-29	39	13	16	10	3	7	75
	3/15/13		21-54	.389	5-20	.250	9-15	.600	5-23	28	15	15	10	4	7	56
	Miami - 1	L, 71-81	25-50	.500	7-16	.438	14-25	.560	8-19	27	22	14	14	5	10	71
	3/16/13		26-57	.456	6-20	.300	23-30	.767	14-23	37	19	10	11	4	6	81
2014 (7) Greensboro, NC	Miami (2nd) - 10	W, 67-58	24-53	.453	5-12	.417	14-19	.737	11-14	25	17	17	5	0	8	67
	3/13/14		21-43	.542	3-12	.250	13-17	.765	11-20	31	20	6	15	4	3	58
	Syracuse - 2	W, 66-63	23-50	.460	5-14	.357	15-21	.714	8-25	33	20	14	9	3	2	66
	3/14/14		18-55	.327	4-17	.235	23-29	.793	15-21	36	17	9	7	6	6	63
	Duke - 3	L, 67-75	27-55	.491	2-14	.143	11-14	.786	13-15	28	19	13	7	2	4	67
	3/15/14		28-49	.571	7-17	.412	12-23	.522	11-16	27	18	12	6	1	4	75
2015 (7) Greensboro, NC	Pittsburgh (2nd) - 10	W, 81-70	26-49	.531	6-16	.375	23-29	.793	4-25	29	17	13	5	1	4	81
	3/11/15		23-53	.434	7-19	.368	17-25	.680	12-21	33	23	15	7	0	5	70
	Duke - 2	L, 53-77	20-56	.357	5-18	.278	8-13	.615	18-16	34	11	12	9	3	3	53
	3/12/15		30-53	.566	5-13	.385	12-13	.923	8-20	28	15	14	5	6	7	77
2016 (12) Washington, D.C.	Wake Forest (1st) - 13	W, 75-72	25-60	.417	10-23	.435	15-23	.652	14-25	39	19	12	14	7	5	75
	3/8/16		25-67	.373	8-24	.333	14-21	.667	20-25	45	20	17	16	6	9	72
	Duke - 5	L, 89-82	36-65	.554	9-20	.450	8-11	.727	9-25	34	17	14	6	4	3	89
	3/9/16		33-63	.524	12-27	.444	14-22	.636	10-22	32	13	18	4	5	5	92

NC State tournament seed listed after year; opponent seed listed after opponent; Italics means ACC Tournament Final game; First game is quarterfinal, second is semifinal unless first game marked as first round

## NC STATE NCAA TOURNAMENT RECORD BY SEED

(Since 1982)

As #3 seed:	4-3
As #4 seed:	0-1
As #5 seed:	2-1
As #6 seed:	10-2
As #7 seed:	1-2
As #8 seed:	2-3
As #10 seed:	3-2
As #11 seed:	2-2
As #12 seed:	1-1

## NC STATE NCAA TOURNAMENT RECORD VS. SEED

(Since 1982)

vs. #1 seed:	3-3
vs. #2 seed:	1-3
vs. #3 seed:	2-1
vs. #4 seed:	2-1
vs. #5 seed:	0-2
vs. #6 seed:	1-3
vs. #7 seed:	4-0
vs. #8 seed:	0-1
vs. #9 seed:	1-1
vs. #10 seed:	2-1
vs. #11 seed:	4-0
vs. #12 seed:	2-0
vs. #13 seed:	0-0
vs. #14 seed:	3-1

## NC STATE NCAA TOURNAMENT RECORD BY ROUND

First Round:	13-5
Second Round:	7-7
Regionals Semis:	6-8
Regional Finals:	2-4
National Consolation:	1-0
National Semis:	2-0
Nationals Finals:	2-0

## NC STATE NCAA TOURNAMENT RECORD BY REGION

When Placed in the East:	11-9
When Placed in the Mideast:	0-1
When Placed in the West:	9-1
When Placed in the Midwest:	6-4

## NC STATE NCAA TOURNAMENT RECORD BY SITE

In New York:	2-2
In Raleigh, N.C.:	4-3
In Philadelphia:	2-1
In College Park, Md.:	2-2
In Columbia, S.C.:	1-1
In Columbus, Ohio:	2-0
In Greensboro, N.C.:	2-1
In Indianapolis:	0-1
In Corvallis, Oregon:	2-0

In Ogden, Utah:	2-0
In Albuquerque, N.M.:	2-0
In Pittsburgh, Pa.:	2-0
In Denver:	1-1
In Minneapolis, Minn.:	2-0
In Kansas City, Mo.:	1-1
In St. Louis, Mo.:	0-1
In Syracuse, N.Y.:	0-3
In Lincoln, Neb.:	0-1
In Providence, R.I.:	2-0
In East Rutherford, N.J.:	0-1
In Washington, D.C.:	1-1
In Oklahoma City, Okla.:	0-1
In Orlando, Fla.:	1-2
In Worcester, Mass.:	2-0
In Dallas, Texas:	1-1
In Dayton, Ohio:	1-1

### FINAL FOUR MVP

David Thompson, 1974

### ALL-NCAA FINALS

1950	Dick Dickey
1974	Tommy Burleson
	David Thompson
	Monte Towe
1983	Thurl Bailey
	Sidney Lowe
	Dereck Whittenburg

### ALL-REGIONAL

1950	Dick Dickey (East)
1954	Ronnie Shavlik (East)
1965	Larry Lakins (East)
1970	Vann Williford (East)
1974	Tommy Burleson (East)
	David Thompson
	Monte Towe
1983	Thurl Bailey (West)
	Lorenzo Charles
	Dereck Whittenburg
1985	Lorenzo Charles (West)
	Spud Webb
1986	Chris Washburn (Midwest)
	Charles Shackelford
1989	Rodney Monroe (East)

## NC STATE NCAA TOURNAMENT SERIES RECORDS

Alabama:	1-0
Arkansas-Little Rock:	1-0
Baylor:	1-0
California:	1-1
Canisius:	0-1
City College of NY:	0-1
UNC Charlotte:	1-0
Connecticut:	1-1
Cornell:	1-0
Florida:	0-1
George Washington:	1-0
Georgetown:	1-1
Georgia:	1-0
Holy Cross:	1-0
Houston:	1-0
Illinois:	0-1
Iowa:	2-1
Iowa State:	1-0
Kansas:	0-2
LaSalle:	0-1
Louisiana-Lafayette:	1-0
LSU:	1-0
Louisville:	0-1
Marquette:	1-0
Michigan State:	1-0
Murray State:	0-1
Nevada-Reno:	1-0
Niagara:	1-0
Oklahoma State:	0-1
Penn State:	1-0
Pepperdine:	1-0
Pittsburgh:	1-0
Princeton:	0-1
Providence:	1-0
Saint Louis:	0-1
San Diego State:	1-0
St. Bonaventure:	0-1
St. John's:	0-2
St. Joseph's:	1-1
South Carolina:	1-0
Southern Miss:	1-0
Tenn-Chattanooga:	0-1
Temple:	0-1
Texas:	0-1
UCLA:	1-0
UNLV:	1-0
Utah:	1-0
UTEP:	1-0
Vanderbilt:	0-1
Villanova:	2-0
Virginia:	1-0
Wisconsin:	0-1
Xavier:	1-0

### RECORD IN NCAA TOURNAMENT OVERTIME GAMES: 3-2

Date	Site	Opponent	Result
3/12/56	Raleigh, N.C.	Canisius	L, 78-79****
3/23/74	Greensboro, N.C.	UCLA	W, 80-77**
3/18/83	Corvallis, Oregon	Pepperdine	W, 69-67**
3/19/89	Providence, R.I.	Iowa	W, 102-96**
3/20/04	Oklahoma City	California	L, 74-76
3/20/14	Orlando, Fla.	Saint Louis	L, 80-83
** - double overtime    *** - triple overtime    **** - quadruple overtime			

### NC STATE IN THE FINAL FOUR

Year	Champion	Score	Runner-Up	Third Place	Fourth Place	Final Four Site
1950	CCNY	71-68	Bradley	NC State	Baylor	New York, N.Y.
1974	NC State	76-64	Marquette	UCLA	Kansas	Greensboro, NC
1983	NC State	54-52	Houston	Louisville*	Georgia*	Albuquerque, NM

# IN THE **NCAA TOURNAMENT** /// WOLFPACK RECORDS

Date	Site	Seed	Region	Opponent (Seed)	W/L	Score
3/24/50	New York	NA	Regional Semifinals	Holy Cross	W	87-74
3/25/50	New York	NA	Regional Finals	City College of NY	L	73-78
3/28/50	New York	NA	Consolation	Baylor	W	53-41
3/20/51	Raleigh, N.C.	NA	First Round	Villanova	W	67-62
3/22/51	Raleigh, N.C.	NA	Regional Semifinals	Illinois	L	70-84
3/24/51	Raleigh, N.C.	NA	Consolation	St. John's	L	59-71
3/21/52	Raleigh, N.C.	NA	Regional Semifinals	St. John's	L	49-60
3/22/52	Raleigh, N.C.	NA	Consolation	Penn State	W	69-60
3/8/54	Philadelphia	NA	First Round	George Washington	W	75-73
3/13/54	Philadelphia	NA	Regional Semifinals	LaSalle	L	81-88
3/14/54	Philadelphia	NA	Consolation	Cornell	W	65-54
3/12/56	New York	NA	First Round	Canisius	L	78-79 (40T)
3/12/65	College Park, Md.	NA	Regional Semifinals	Princeton	L	48-66
3/13/65	College Park, Md.	NA	Consolation	St. Joseph's	W	103-81
3/13/70	Columbia, S.C.	NA	East Regional	St. Bonaventure	L	80-68
3/14/70	Columbia, S.C.	NA	Consolation	Niagara	W	108-88
3/14/74	Raleigh, N.C.	NA	East Regional	Providence	W	92-78
3/16/74	Raleigh, N.C.	NA	East Regional	Pittsburgh	W	100-72
3/23/74	Greensboro, N.C.	NA	NCAA Semifinals	UCLA	W	80-77 (20T)
3/25/74	Greensboro, N.C.	NA	NCAA Finals	Marquette	W	76-64
3/8/80	Greensboro, N.C.	4	2nd Round - East	Iowa (5)	L	64-77
3/12/82	Indianapolis	7	1st Round - Mideast	UT Chattanooga (10)	L	51-58
3/18/83	Corvallis, Oregon	6	1st Round-West	Pepperdine (11)	W	69-67
3/20/83	Covalis, Oregon	6	2nd Round-West	UNLV (3)	W	71-70
3/24/83	Ogden, Utah	6	West Regional	Utah (10)	W	75-56
3/26/83	Ogden, Utah	6	West Regional	Virginia (1)	W	63-62
4/2/83	Albuquerque, N.M.	6	NCAA Semifinals	Georgia (4)	W	67-60
4/4/83	Albuquerque, N.M.	6	NCAA Finals	Houston (1)	W	54-52
3/15/85	Albuquerque, N.M.	3	1st Round- West	Nevada (14)	W	65-56
3/17/85	Albuquerque, N.M.	3	2nd Round -West	UTEP (11)	W	86-73
3/22/85	Denver	3	West Regional	Alabama (7)	W	61-55
3/24/85	Denver	3	West Regional	St. John's (1)	L	60-69
3/14/86	Minneapolis	6	1st Round-Midwest	Iowa (11)	W	66-64
3/16/86	Minneapolis	6	2nd Round-Midwest	Arkansas-Little Rock (14)	W	81-66 (20T)
3/21/86	Kansas City	6	Midwest Regional	Iowa State (7)	W	70-66
3/23/86	Kansas City	6	Midwest Regional	Kansas (1)	L	67-75
3/13/87	Syracuse, N.Y.	11	1st Round-East	Florida (6)	L	70-82
3/18/88	Lincoln, Neb.	3	1st Round-Midwest	Murray St. (14)	L	78-75
3/17/89	Providence, R.I.	5	1st Round-East	South Carolina (12)	W	81-66
3/19/89	Providence, R.I.	5	2nd Round - East	Iowa (4)	W	102-96 (20T)
3/24/89	East Rutherford, N.J.	5	East Regional	Georgetown (1)	L	61-69
3/14/91	College Park, Md.	6	1st Round-East	Southern Miss. (11)	W	114-85
3/16/91	College Park, Md.	6	2nd Round-East	Oklahoma St. (3)	L	64-73
3/15/02	Washington, D.C.	7	1st Round - East	Michigan State (10)	W	69-58
3/17/02	Washington, D.C.	7	2nd Round - East	Connecticut (2)	L	74-77
3/20/03	Oklahoma City, Okla.	9	1st Round - East	California (8)	L	74-76 (OT)
3/19/04	Orlando, Fla.	3	1st Round-Phoenix	Louisiana-Lafayette (14)	W	61-52
3/21/04	Orlando, Fla.	3	2nd Round-Phoenix	Vanderbilt (6)	L	73-75
3/18/05	Worcester, Mass.	10	1st Round-Syracuse	Charlotte (7)	W	75-63
3/20/05	Worcester, Mass.	10	2nd Round-Syracuse	Connecticut (2)	W	65-62
3/25/05	Syracuse, N.Y.	10	Syracuse Regional	Wisconsin	L	56-65
3/17/06	Dallas	10	1st Round - Atlanta	California (7)	W	58-52
3/19/06	Dallas	10	2nd Round - Atlanta	Texas (2)	L	54-75
3/16/12	Columbus, Ohio	11	2nd Round - St. Louis	San Diego State (6)	W	79-65
3/18/12	Columbus, Ohio	11	3rd Round - St. Louis	Georgetown (3)	W	66-63
3/23/12	St. Louis	11	St. Louis Regional	Kansas (2)	L	57-60
3/22/13	Dayton, Ohio	8	2nd Round - East	Temple (9)	L	72-76
3/18/14	Dayton, Ohio	12	1st Round - Midwest	Xavier (12)	W	74-59
3/20/14	Orlando, Fla.	12	2nd Round - Midwest	Saint Louis (5)	L	80-83 (OT)
3/19/15	Pittsburgh, Pa.	8	2nd Round - East	LSU (9)	W	66-65
3/21/15	Pittsburgh, Pa.	8	3rd Round - East	Villanova (1)	W	71-68
3/27/15	St. Louis	8	Syracuse Regional	Louisville (4)	L	65-75

## SINGLE GAME

### MOST POINTS

Rk.	Opponent (Date)	Round	Site	Total
1.	Southern Miss (3/14/91)	1st	College Park, Md.	114
2.	Niagara (1970)	Con.	Columbia, S.C.	108
3.	St. Joseph's (1965)	Con.	College Park, Md.	103

### FEWEST POINTS

1.	Princeton (1965)	1st	College Park, Md.	48
2.	St. John's (3/21/52)	1st	Raleigh, N.C.	49
3.	UT-Chattanooga (3/12/82)	1st	Indianapolis, Ind.	51

### WINNING MARGIN

1.	Southern Miss (3/14/91)	1st	College Park, Md.	29
2.	Pittsburgh (3/16/74)	Region Final	Raleigh, N.C.	28
3.	St. Joseph's (1965)	Con.	College Park, Md.	22

### DEFEAT MARGIN

1.	Texas (3/19/06)	2nd	Dallas, Texas	21
2.	Princeton (1965)	1st	College Park, Md.	18
3.	Illinois (1951)	2nd	Raleigh, N.C.	14

### POINTS IN A LOSS

1.	LaSalle (3/13/54)	Region Semi	Philadelphia, Pa.	81
2.	Saint Louis (3/20/14)	2nd	Orlando, Fla.	80
3.	Canisius (3/12/56)	1st	New York, N.Y.	78

### FIELD GOALS

1.	Southern Miss (3/14/91)	1st	College Park, Md.	38
2.	Iowa (3/19/89)	2nd	Providence, R.I.	36
3.	Pittsburgh (3/16/74)	Region Final	Raleigh, N.C.	35

### FEWEST FIELD GOALS

1.	UL-Lafayette (3/19/04)	1st	Orlando, Fla.	18
	Michigan State (3/15/02)	1st	Washington, D.C.	18
3.	Kansas (3/23/12)	Region Semi	St. Louis	19
	Wisconsin (3/25/05)	Region Semi	Syracuse, N.Y.	19
	UT-Chattanooga (3/12/82)	1st	Indianapolis, Ind.	19

### FIELD GOAL ATTEMPTS

1.	Providence (3/14/74)	Region Semi	Raleigh, N.C.	88
2.	Pittsburgh (3/16/74)	Region Final	Raleigh, N.C.	79
3.	UCLA (3/23/74)	Nat. Semi	Greensboro, N.C.	77

### FEWEST FIELD GOAL ATTEMPTS

1.	Utah (3/24/83)	Region Semi	Ogden, Utah	41
	UTEP (3/17/85)	2nd	Albuquerque, N.C.	41
3.	Michigan State (3/15/02)	1st	Washington, D.C.	42
	California (3/17/06)	1st	Dallas, Texas	42

### HIGHEST FIELD GOAL PERCENTAGE

1.	UTEP (3/17/85)	2nd	Albuquerque, N.M.	.731 (30-41)
2.	Utah (3/24/83)	Region Semi	Ogden, Utah	.683 (28-41)
3.	Iowa (3/19/89)	2nd	Providence, R.I.	.632 (36-57)

### LOWEST FIELD GOAL PERCENTAGE

1.	Kansas (3/23/12)	Region Semi	St. Louis, Mo.	.284 (19-67)
2.	UL-Lafayette (3/19/04)	1st	Orlando, Fla.	.367 (18-49)
3.	Wisconsin (3/25/05)	Region Semi	Syracuse, N.Y.	.380 (19-50)

### MOST POINTS IN A HALF

1.	Pittsburgh (3/16/74)	Region Final	Raleigh, N.C.	47
2.	Charlotte (3/18/05)	1st	Worcester, Mass.	46
3.	Vanderbilt (3/21/04)	2nd	Orlando, Fla.	45

### FEWEST POINTS IN A HALF

1.	UT-Chattanooga (3/12/82)	1st	Indianapolis, Ind.	13
2.	Michigan State (3/15/02)	1st	Washington, D.C.	18
3.	Ark-Little Rock (3/16/86)	2nd	Indianapolis, Ind.	19

### MOST FREE THROWS

1.	Michigan State (3/15/02)	1st	Washington, D.C.	31
2.	Pittsburgh (3/16/74)	Region Final	Raleigh, N.C.	30
3.	Southern Miss (3/14/91)	1st	College Park, Md.	26
	UTEP (3/17/85)	2nd	Albuquerque, N.M.	26

### FEWEST FREE THROWS

1.	Vanderbilt (3/21/04)	2nd	Orlando, Fla.	6
	Iowa (3/8/80)	1st	Greensboro, N.C.	6
3.	Murray State (3/18/88)	1st	Lincoln, Neb.	7
	Florida (3/13/87)	1st	Syracuse, N.Y.	7
	Texas (3/19/06)	2nd	Dallas, Texas	7

### MOST FREE THROW ATTEMPTS

1.	UTEP (3/17/85)	2nd	Albuquerque, N.M.	40
2.	Saint Louis (3/20/14)	2nd	Orlando, Fla.	37
	Pittsburgh (3/16/74)	Region Final	Raleigh, N.C.	37

### FEWEST FREE THROW ATTEMPTS

1.	Vanderbilt (3/21/04)	2nd	Orlando, Fla.	8
2.	Iowa (3/8/80)	1st	Greensboro, N.C.	10
3.	Florida (3/13/87)	1st	Syracuse, N.Y.	11
	Houston (4/4/83)	Nat. Final	Albuquerque, N.M.	11

### HIGHEST FREE THROW PERCENTAGE

1.	Southern Miss (3/14/91)	1st	College Park, Md.	.930
2.	Connecticut (3/20/05)	2nd	Worcester, Mass.	.882
3.	Charlotte (3/18/05)	1st	Worcester, Mass.	.864
	Oklahoma State (3/15/91)	2nd	College Park, Md.	.864

### LOWEST FREE THROW PERCENTAGE

1.	Iowa (3/14/86)	1st	Minneapolis, Minn.	.476
2.	Saint Louis (3/20/14)	2nd	Orlando, Fla.	.541
3.	Iowa State (3/21/86)	Region Semi	Kansas City, Mo.	.526

### MOST 3-POINT FIELD GOALS

1.	Vanderbilt (3/21/04)	2nd	Orlando, Fla.	13
2.	Southern Miss. (3/14/91)	1st	College Park, Md.	12
3.	Connecticut (3/17/02)	2nd	Washington, D.C.	11

### FEWEST 3-POINT FIELD GOALS

1.	Michigan State (3/15/02)	1st	Washington, D.C.	2
2.	San Diego State (3/16/12)	2nd	Columbus, Ohio	3
	Texas (3/19/06)	2nd	Dallas, Texas	3

### MOST 3-POINT ATTEMPTS

1.	Vanderbilt (3/21/04)	2nd	Orlando, Fla.	31
2.	Connecticut (3/17/02)	2nd	Washington, D.C.	26
3.	Southern Miss (3/14/91)	1st	College Park, Md.	25

### FEWEST 3-POINT ATTEMPTS

1.	South Carolina (3/17/89)	1st	Providence, R.I.	7
2.	San Diego State (3/16/12)	2nd	Columbus, Ohio	9
	Michigan State (3/15/02)	1st	Washington, D.C.	9

### HIGHEST 3-POINT PERCENTAGE

1.	South Carolina (3/17/89)	1st	Providence, R.I.	.570
2.	Iowa (3/19/89)	2nd	Providence, R.I.	.540
3.	Connecticut (3/20/05)	2nd	Worcester, Mass.	.500

### LOWEST 3-POINT PERCENTAGE

1.	Texas	2nd	Dallas, Texas	.136
2.	Michigan State (3/15/02)	1st	Washington, D.C.	.222
3.	UL-Lafayette (3/19/04)	1st	Orlando, Fla.	.294

### MOST REBOUNDS

1.	Providence (3/14/74)	Region Semi	Raleigh, N.C.	52
2.	Pittsburgh (3/16/74)	Region Final	Raleigh, N.C.	49
3.	Kansas (3/23/12)	Region Final	St. Louis, Mo.	47

### FEWEST REBOUNDS

1.	Wisconsin (3/25/05)	Region Semi	Syracuse, N.Y.	21
2.	Utah (3/24/83)	Region Semi	Ogden, Utah	23
3.	California (3/17/06)	1st	Dallas, Texas	25

### REBOUND MARGIN

1.	Pittsburgh (3/16/74)	Region Final	Raleigh, N.C.	23
2.	Providence (3/14/74)	Region Semi	Raleigh, N.C.	15
3.	UTEP (3/17/85)	2nd	Albuquerque, N.M.	13

# NCAA TOURNAMENT RECORDS /// WOLFPACK RECORDS

## MOST ASSISTS

1.	Southern Miss (3/14/91)	1st Round	College Park, Md.	21
	Murray State (3/18/88)	1st Round	Lincoln, Neb.	21
3.	Four Times			20

## FEWEST ASSISTS

1.	Arkansas-L.R. (3/16/86)	2nd Round	Minneapolis, Minn.	7
	UT-Chattanooga (3/12/82)	1st Round	Indianapolis, Minn.	7
3.	Iowa (3/14/86)	1st Round	Minneapolis, Minn.	8

## MOST BLOCKED SHOTS

1.	Iowa (3/19/89)	2nd Round	Providence, R.I.	11
2.	Xavier (3/18/14)	2nd Round	Dayton, Ohio	9
3.	3 Times Tied	(last 2005)		8

## FEWEST BLOCKED SHOTS

1.	4 Times Tied			0
----	--------------	--	--	---

## MOST STEALS

1.	Marquette (3/25/74)	Nat. Final	Greensboro, N.C.	12
2.	Connecticut (3/17/02)	2nd	Washington, D.C.	9
3.	UCLA (3/23/74)	Nat. Semi	Greensboro, N.C.	8

## MOST FOULS

1.	St. John's (3/24/51)	Con.	Raleigh, N.C.	27
2.	Wisconsin (3/25/05)	Region Semi	Syracuse, N.Y.	25
	UT-Chattanooga (3/12/82)	1st	Indianapolis, Ind.	25
	Iowa (3/8/80)	1st	Greensboro, N.C.	25

## **TOURNAMENT**

### MOST POINTS

1.1983	(6 games)	399
2.1974	(4 games)	348
3.1986	(4 games)	283

### MOST FIELD GOALS

1.1983	(6 games)	161
2.1974	(4 games)	129
3.1986	(4 games)	112

### MOST FREE THROWS

1.1974	(4 games)	90
2.1983	(6 games)	77
3.1985	(4 games)	76

## **NC STATE INDIVIDUAL CAREER**

Rk	Name	Years	Gm	Total
<b>POINTS SCORED</b>				
1.	Lorenzo Charles	1982, 83, 85	11	152
2.	Rodney Monroe	1988, 89, 91	6	144
<b>FIELD GOALS MADE</b>				
1.	Lorenzo Charles	1982, 83, 85	11	57
2.	Dereck Whittenburg	1980, 82, 83	11	53
<b>FREE THROWS MADE</b>				
1.	Lorenzo Charles	1982, 83, 85	11	38
	Rodney Monroe	1988, 89, 91	6	38
<b>REBOUNDS</b>				
1.	Lorenzo Charles	1982, 83, 85	11	91
2.	Cozell McQueen	1982, 83, 85	11	72
<b>ASSISTS</b>				
1.	Sidney Lowe	1980, 82, 83	8	59
2.	Chris Corchiani	1988, 89, 91	6	47

## **TOURNAMENT**

Rk	Name	Year	Gm	Total
<b>POINTS</b>				
1.	Dereck Whittenburg	1983	6	120
2.	Thurl Bailey	1983	6	101
<b>FIELD GOALS</b>				
1.	Dereck Whittenburg	1983	6	47
	Thurl Bailey	1983	6	47
<b>FREE THROWS</b>				
1.	Dereck Whittenburg	1983	6	26
2.	Spud Webb	1985	4	24
<b>REBOUNDS</b>				
1.	Tommy Burleson	1974	4	61
2.	Lorenzo Charles	1983	6	51

## **GAME**

<b>POINTS</b>				
1.	David Thompson	Providence (3/14/74)	Reg. Semi	40
2.	Lorenzo Charles	UTEP (3/17/85)	2nd Round	30
<b>FIELD GOALS</b>				
1.	David Thompson	Providence (3/14/74)	Reg. Semi	16
2.	Rodney Monroe	Iowa (3/19/89)	2nd Round	13
<b>FIELD GOAL ATTEMPTS</b>				
1.	David Thompson	Providence (3/14/74)	Reg. Semi	29
2.	David Thompson	UCLA (3/23/74)	Nat. Semi.	25
<b>FREE THROWS</b>				
1.	Spud Webb	UTEP (3/17/85)	2nd Round	13
2.	Bennie Bolton	Ark-Little Rock (3/16/86)	2nd Round	12
<b>FREE THROW ATTEMPTS</b>				
1.	Spud Webb	UTEP (3/17/85)	2nd Round	17
2.	Bennie Bolton	Ark-Little Rock (3/16/86)	2nd Round	15
<b>REBOUNDS</b>				
1.	Tommy Burleson	Providence (3/14/74)	Reg. Semi.	24
2.	Richard Howell	Kansas (3/23/12)	Reg. Semi.	16
3.	Richard Howell	Temple (3/16/13)	2nd Round	15
<b>ASSISTS</b>				
1.	Chris Corchiani	Southern Miss (3/14/91)	1st Round	11
	Chris Corchiani	South Carolina (3/17/89)	1st Round	11
	Sidney Lowe	Georgia (4/2/83)	Nat. Semi	11

## **OPPONENT INDIVIDUAL**

<b>POINTS</b>				
1.	Caron Butler	Connecticut (3/17/02)	2nd Round	34
2.	Ed Horton	Iowa (3/19/89)	2nd Round	32
3.	Khalif Wyatt	Temple (3/16/13)	2nd Round	31
	Matt Freije	Vanderbilt (3/21/04)	2nd Round	31
<b>FIELD GOALS</b>				
1.	Ed Horton	Iowa (3/19/89)	2nd	13
	Bill Walton	UCLA (3/23/74)	Nat. Semi.	13
3.	Darrin Chancellor	Southern Miss (3/14/91)	1st Round	11
	Danny Manning	Kansas (3/23/86)	Reg. Fin.	11
<b>FIELD GOALS ATTEMPTED</b>				
1.	Myron Jackson	Ark-Little Rock (3/16/86)	2nd Round	29
2.	Roy Marble	Iowa (3/19/89)	2nd Round	23
3.	4 Players Tied			22
<b>FREE THROWS</b>				
1.	Vernon Maxwell	Florida (3/13/87)	1st Round	14
2.	Khalif Wyatt	Temple (3/16/13)	2nd Round	12
	Caron Butler	Connecticut (3/17/02)	2nd Round	12
4.	Matt Freije	Vanderbilt (3/21/04)	2nd	11



# NCAA TOURNAMENT RECORDS /// WOLFPACK RECORDS

## FREE THROW ATTEMPTS

1. Vernon Maxwell	Florida (3/13/87)	1st Round	21
2. Khalif Wyatt	Temple (3/16/13)	2nd Round	14
3. Caron Butler	Connecticut (3/17/02)	2nd Round	12
Roy Marble	Iowa (3/14/86)	1st Round	12
Nick Morken	UT-Chattanooga (3/12/82)	1st Round	12

## REBOUNDS

1. Akeem Olajuwon	Houston (4/4/83)	Nat. Final	18
Bill Walton	UCLA (3/23/74)	Nat. Semi	18
3. Rob Loe	Saint Louis (3/20/14)	2nd Round	15

## ASSISTS

1. Greg Lee	UCLA (3/23/74)	Nat. Semi.	10
-------------	----------------	------------	----

## OPPONENT TEAM

## MOST POINTS

1. Iowa (3/19/89)	2nd Round	Providence, R.I.	96
2. Southern Miss (3/14/91)	1st Round	College Park, Md.	85
3. Saint Louis (3/20/14)	2nd Round	Orlando, Fla.	83

## MOST FIELD GOALS

1. Iowa (3/19/89)	2nd Round	Providence, R.I.	36
2. Southern Miss (3/14/91)	1st Round	College Park, Md.	35
3. Providence (3/14/74)	Regional	Raleigh, N.C.	34



Ilian Evtimov played in the NCAA Tournament in each of his four seasons and helped the Pack defeat defending national champion Connecticut to reach the 2005 Sweet 16.

## HIGHEST FIELD GOAL PERCENTAGE

1. Virginia (3/26/83)	Region Final	Ogden, Utah	.634 (26-41)
2. Connecticut (3/17/02)	2nd Round	Washington, D.C.	.619 (26-42)
3. Kansas (3/23/86)	Region Final	Kansas City, Mo.	.577 (30-52)

## MOST FREE THROWS

1. Oklahoma State (3/15/91)	2nd Round	College Park, Md.	27
Iowa (3/8/80)	2nd Round	Greensboro, N.C.	27
3. Florida (3/13/87)	1st Round	Syracuse, N.Y.	25
St. John's (3/24/85)	Region Final	Denver, Colo.	25

## MOST FREE THROW ATTEMPTS

1. Iowa (3/8/80)	2nd Round	Greensboro, N.C.	37
2. UT-Chattanooga (3/12/82)	1st Round	Indianapolis, Ind.	35
3. Florida (3/13/87)	1st Round	Syracuse, N.Y.	34

## HIGHEST FREE THROW PERCENTAGE

1. Connecticut (3/17/02)	2nd Round	Washington, D.C.	.955 (21-22)
2. Iowa (3/19/89)	2nd Round	Providence, R.I.	.952 (20-21)
3. Michigan State (3/15/02)	1st Round	Washington, D.C.	.944 (17-18)

## MOST 3-POINT FIELD GOALS

1. Vanderbilt (3/21/04)	2nd Round	Orlando, Fla.	10
2. San Diego State (3/16/12)	2nd Round	Columbus, Ohio	8
Georgetown (3/18/12)	3rd Round	Columbus, Ohio	8
Charlotte (3/18/05)	1st Round	Worcester, Mass.	8
Southern Miss (3/14/91)	1st Round	College Park, Md.	8
Georgetown (3/24/89)	Region Semi	East Rutherford, N.J.	8

## MOST 3-POINT FIELD GOAL ATTEMPTS

1. Georgetown (3/23/12)	3rd Round	Columbus, Ohio	25
Vanderbilt (3/21/04)	2nd Round	Orlando, Fla.	25
3. San Diego State (3/16/12)	2nd Round	Columbus, Ohio	23
Michigan State (3/15/02)	1st Round	Washington, D.C.	23

## HIGHEST 3-POINT FIELD GOAL PERCENTAGE

1. Connecticut (3/17/02)	2nd Round	Washington, D.C.	.500 (4-8)
Georgetown (3/24/89)	Regional	East Rutherford, N.J.	.500 (8-16)
Florida (3/13/87)	1st Round	Syracuse, N.Y.	.500 (7-14)

## MOST REBOUNDS

1. Kansas (3/23/12)	Region Semi	St. Louis, Mo.	50
2. Pepperdine (3/18/83)	1st Round	Corvallis, Ore.	47

## MOST ASSISTS

1. Iowa (3/19/89)	2nd Round	Providence, R.I.	22
2. Iowa State (3/21/86)	Region Semi	Kansas City, Mo.	19
Virginia (3/26/83)	Region Final	Ogden, Utah	19

## MOST TURNOVERS

1. Connecticut (3/17/02)	2nd Round	Washington, D.C.	21
2. Charlotte (3/18/05)	1st Round	Worcester, Mass.	20
Ark-Little Rock (3/16/86)	2nd Round	Minneapolis, Minn.	20
UCLA (3/23/74)	Nat. Semi.	Greensboro, N.C.	20

## MOST BLOCKS

1. Kansas	Reg. Semi.	St. Louis, Mo.	11
2. Connecticut (3/17/02)	2nd Round	Washington, D.C.	8
Houston (4/4/83)	Nat. Final	Albuquerque, N.M.	8

## MOST STEALS

1. Georgia (4/2/83)	Nat. Semi	Albuquerque, N.M.	12
2. 4 Teams Tied			9

# NCAA TOURNAMENT STATS /// WOLFPACK RECORDS

Date	Opponent	Result	FG-FGA	Pct.	3P-3PA	Pct.	FT-FTA	Pct.	Off-Def	Tot.	PF	A	TO	BS	ST	Pts.
<b>(1974) East Region - Raleigh, N.C.</b>																
3/14/74	Providence	W, 92-78	34-88	.386	----	----	24-31	.774	----	58	19	15	9	3	12	92
			34-75	.453	----	----	10-16	.625	----	44	26	10	17	7	6	78
3/16/74	Pittsburgh	W, 100-72	35-79	.443	----	----	30-37	.811	----	60	18	16	18	3	7	100
			31-76	.406	----	----	10-16	.625	----	34	31	8	17	1	2	72
National Semifinals/Finals - Greensboro, N.C.																
3/23/74	UCLA	W, 80-77	34-77	.442	----	----	12-20	.600	----	44	19	15	13	4	8	80
			33-71	.465	----	----	11-13	.846	----	44	18	17	20	0	4	77
3/25/74	Marquette	W, 76-64	26-46	.565	----	----	24-34	.706	----	34	17	14	23	8	12	76
			25-69	.362	----	----	14-21	.667	----	43	29	7	18	3	9	76
<b>(1980 - 4 Seed) East Second Round - Greensboro, N.C.</b>																
3/8/80	Iowa (5)	L, 64-77	29-61	.475	----	----	6-10	.600	----	29	25	19	13	4	3	64
			25-45	.556	----	----	27-37	.730	----	30	14	13	10	4	4	77
<b>(1982 - 7 Seed) Mideast First Round - Indianapolis</b>																
3/12/82	Chattanooga (10)	L, 51-58	19-45	.422	----	----	13-22	.591	----	31	25	7	12	1	5	51
			17-39	.436	----	----	24-35	.686	----	29	18	6	9	3	9	58
<b>(1983 - 6 Seed) West First/Second Rounds - Corvallis, Oregon</b>																
3/18/83	Pepperdine (11)	W, 69-67	27-64	.422	----	----	15-25	.600	----	43	24	10	10	5	7	69
			24-59	.407	----	----	19-32	.594	----	47	25	9	15	2	6	67
3/20/83	UNLV (3)	W, 71-70	29-60	.483	----	----	13-23	.565	----	43	21	15	8	2	2	71
			28-61	.459	----	----	14-23	.609	----	38	21	15	5	3	4	70
West Regional - Ogden, Utah																
3/24/83	Utah (10)	W, 75-56	28-41	.683	----	----	19-22	.864	----	23	8	12	13	5	3	75
			27-60	.450	----	----	2-5	.400	----	26	18	13	13	1	5	56
3/26/83	Virginia (1)	W, 63-62	26-55	.473	----	----	11-14	.786	----	27	16	14	6	1	6	63
			26-41	.634	----	----	10-19	.526	----	27	17	19	15	5	1	62
National Semifinals/Finals - Albuquerque, N.M.																
4/2/83	Georgia (4)	W, 67-60	28-52	.538	----	----	11-15	.733	----	37	13	19	16	7	3	67
			26-74	.351	----	----	8-13	.615	----	39	20	7	10	0	12	60
4/4/83	Houston (1)	W, 54-52	23-59	.390	----	----	8-11	.727	----	34	16	13	6	2	7	54
			21-55	.382	----	----	10-19	.526	----	44	16	9	13	8	0	52
<b>(1985 - 3 Seed) West First/Second Rounds - Albuquerque, N.M.</b>																
3/15/85	Nevada-Reno (14)	W, 65-56	25-56	.490	----	----	15-19	.789	----	36	16	13	17	4	5	65
			25-55	.454	----	----	6-13	.460	----	34	19	6	16	1	9	56
3/17/85	UTEP (11)	W, 86-73	30-41	.731	----	----	26-40	.650	----	36	19	14	19	5	3	86
			28-61	.459	----	----	17-20	.850	----	23	29	9	9	2	6	73
West Regional - Denver, Colorado																
3/22/85	Alabama (7)	W, 61-55	22-47	.468	----	----	17-27	.630	----	31	19	15	10	1	5	61
			23-50	.460	----	----	9-20	.450	----	37	21	12	11	3	3	55
3/24/85	St. John's (1)	L, 60-69	21-53	.396	----	----	18-23	.783	----	33	27	12	12	3	2	60
			22-49	.449	----	----	25-31	.806	----	35	18	14	8	3	8	69
<b>(1986 - 6 Seed) Midwest First/Second Rounds - Minneapolis</b>																
3/14/86	Iowa (11)	W, 66-64	28-61	.459	----	----	10-21	.476	----	42	19	8	8	0	5	66
			25-48	.520	----	----	14-26	.538	----	31	21	4	7	1	6	64
3/16/86	Ark-Little Rock (14)	W, 80-66	29-63	.460	----	----	22-31	.710	----	47	18	7	16	6	7	80
			27-74	.365	----	----	12-17	.706	----	44	29	8	20	1	6	66
Midwest Regional - Kansas City																
3/21/86	Iowa State (7)	W, 70-66	30-54	.556	----	----	10-19	.526	9-21	30	17	15	12	3	5	70
			26-64	.406	----	----	14-16	.875	19-23	42	19	19	14	1	6	66
3/23/86	Kansas (1)	L, 67-75	25-50	.500	----	----	17-25	.680	10-16	26	19	16	14	2	3	67
			30-52	.577	----	----	15-21	.714	10-20	30	20	16	13	1	4	75
<b>(1987 - 11 Seed) East First Round - Syracuse, N.Y.</b>																
3/13/87	Florida (6)	L, 70-82	29-59	.491	5-14	.357	7-11	.636	6-26	34	24	15	10	1	6	70
			25-54	.463	7-14	.500	25-34	.735	8-26	37	18	12	8	4	4	82
<b>(1988 - 3 Seed) Midwest First Round - Lincoln, Neb.</b>																
3/18/88	Murray State (14)	L, 75-78	31-73	.425	6-14	.429	7-13	.538	18-25	43	15	21	7	0	3	75
			29-58	.500	6-14	.429	14-22	.636	10-27	37	15	15	9	1	2	78
<b>(1989 - 5 Seed) East First/Second Rounds - Providence, R.I.</b>																
3/17/89	South Carolina (12)	W, 81-66	29-51	.567	4-7	.571	19-29	.651	6-26	32	21	19	14	4	4	81
			24-61	.393	3-9	.333	15-23	.652	12-22	34	23	16	9	2	4	66
3/19/89	Iowa (4)	W, 102-96	36-57	.632	7-13	.538	23-29	.793	8-19	27	20	19	11	11	5	102
			36-76	.474	4-13	.308	20-21	.952	20-15	35	22	22	11	2	4	96
East Regional Semifinal - East Rutherford, N.J.																
3/24/89	Georgetown (1)	L, 61-69	20-51	.392	5-11	.455	16-21	.762	13-19	32	18	11	10	2	2	61
			24-50	.480	8-16	.500	13-18	.722	12-22	34	20	9	11	6	3	69

Date	Opponent	Result	FG-FGA	Pct.	3P-3PA	Pct.	FT-FTA	Pct.	Off-Def	Tot.	PF	A	TO	BS	ST	Pts.
<b>(1991 - 6 Seed) East First/Second Rounds - College Park, Md.</b>																
3/14/91	Southern Miss (11)	W, 114-85	38-70	.543	12-25	.480	26-28	.929	16-28	44	10	21	9	6	4	114
			35-77	.455	8-22	.364	7-12	.583	16-17	33	17	18	9	4	3	85
3/16/91	Oklahoma St. (3)	L, 64-73	20-50	.400	5-12	.417	19-22	.864	11-18	29	21	9	16	4	5	64
			22-49	.449	2-11	.182	27-29	.931	9-21	30	19	17	13	2	4	73
<b>(2002 - 7 Seed) East First/Second Rounds - Washington, D.C.</b>																
3/15/02	Michigan St. (10)	W, 69-58	18-42	.429	2-9	.222	31-36	.861	4-24	28	18	9	10	1	7	69
			17-53	.321	7-23	.304	17-18	.944	12-21	33	28	8	16	2	4	58
3/17/02	Connecticut (2)	L, 74-77	26-64	.406	11-26	.423	11-15	.733	17-10	27	17	14	11	0	9	74
			26-42	.619	4-8	.500	21-22	.955	7-23	30	13	14	21	8	8	77
<b>(2003 - 9 Seed) East First Round - Oklahoma City, Okla.</b>																
3/20/03	California (8)	L, 74-76	25-56	.446	9-21	.429	15-20	.750	10-26	36	19	16	14	8	5	74
			27-64	.422	7-20	.350	15-23	.652	18-20	38	14	17	13	2	8	76
<b>(2004 - 3 Seed) First/Second Rounds - Orlando, Fla.</b>																
3/19/04	UL-Lafayette (14)	W, 61-52	18-49	.367	5-17	.294	20-24	.833	13-24	37	20	10	15	0	5	61
			16-49	.327	5-22	.227	15-23	.652	11-21	32	21	9	15	2	9	52
3/21/04	Vanderbilt (6)	L, 73-75	27-57	.474	13-31	.419	6-8	.750	13-18	31	20	13	6	1	1	73
			23-49	.469	10-25	.400	19-21	.905	10-17	27	13	15	8	2	4	75
<b>(2005 - 10 Seed) First/Second Rounds - Worcester, Mass.</b>																
3/18/05	Charlotte (7)	W, 75-63	26-59	.441	4-19	.211	19-22	.864	11-22	33	10	14	16	8	14	75
			23-58	.397	8-21	.381	9-14	.643	12-24	36	18	11	20	2	8	63
3/20/05	Connecticut (2)	W, 65-62	20-50	.400	10-20	.500	15-17	.882	7-19	26	18	13	13	4	10	65
			22-52	.423	2-14	.143	16-18	.889	9-22	31	16	9	14	4	3	62
Regional Semifinal - Syracuse, N.Y.																
3/25/05	Wisconsin (6)	L, 56-65	19-50	.380	9-22	.409	9-13	.692	2-19	21	25	12	13	5	10	56
			21-42	.500	4-10	.400	19-25	.760	4-31	35	14	7	18	0	2	65
<b>(2006 - 10 Seed) First/Second Rounds - Dallas, Texas</b>																
3/17/06	California (7)	W, 58-52	21-42	.500	5-16	.313	11-17	.647	7-18	25	15	10	11	1	5	58
			20-47	.426	5-16	.313	7-10	.700	9-17	26	18	9	13	1	7	52
3/19/06	Texas (2)	L, 54-75	22-56	.393	3-22	.136	7-12	.583	6-22	28	17	10	13	3	7	54
			26-56	.464	8-19	.421	15-19	.789	9-29	38	14	17	10	3	8	75
<b>(2012 - 11 Seed) Second/Third Rounds - Columbus, Ohio</b>																
3/16/12	San Diego St. (6)	W, 79-65	31-53	.585	3-9	.333	14-21	.667	5-33	38	13	13	10	3	3	79
			23-61	.377	8-23	.348	11-14	.786	8-21	29	17	9	9	2	3	65
3/18/12	Georgetown (3)	W, 66-63	20-54	.370	7-15	.467	19-31	.613	17-24	41	14	11	10	3	4	66
			21-51	.412	8-25	.320	13-17	.765	8-25	33	23	13	12	4	5	63
Regional Semifinal - St. Louis, Mo.																
3/23/12	Kansas (3)	L, 57-60	19-67	.284	6-21	.286	13-17	.765	21-26	47	17	10	14	6	7	57
			24-64	.375	1-14	.071	11-20	.550	20-30	50	14	13	14	11	9	60
<b>(2013 - 8 Seed) Second/Third Rounds - Dayton, Ohio</b>																
3/22/13	Temple (9)	L, 72-76	29-52	.558	4-13	.308	10-16	.625	7-27	34	24	14	13	2	3	72
			24-50	.480	7-18	.389	21-33	.636	4-20	24	15	13	5	4	5	76
<b>(2014 - 12 Seed) First Four - Dayton, Ohio; Second/Third Rounds - Orlando, Fla.</b>																
3/18/14	Xavier (12)	W, 74-59	29-53	.547	4-14	.286	12-16	.750	6-23	29	14	16	9	9	4	74
			23-55	.418	2-14	.143	11-16	.688	11-20	31	17	7	13	0	3	59
3/20/14	Saint Louis (5)	L, 80-83	28-60	.467	4-9	.444	20-37	.541	10-33	43	20	10	12	5	7	80
			31-64	.484	9-18	.500	12-26	.462	9-32	41	26	16	9	4	7	83
<b>(2015 - 8 Seed) Second/Third Rounds - Pittsburgh, Pa.</b>																
3/19/15	LSU (9)	W, 66-65	28-66	.424	5-24	.208	5-7	.714	11-28	39	15	11	11	2	2	66
			24-60	.400	5-15	.333	12-22	.545	13-28	41	10	14	8	6	5	65
3/21/15	Villanova (1)	W, 71-68	24-53	.453	3-11	.273	20-27	.741	13-32	45	21	11	10	4	2	71
			19-61	.311	9-28	.321	21-23	.913	12-20	32	22	7	5	3	5	68
Regional Semifinal - Syracuse, N.Y.																
3/27/15	Louisville (4)	L, 65-75	23-60	.383	9-20	.450	10-14	.714	11-25	36	19	10	7	3	3	65
			27-54	.500	3-12	.250	18-27	.667	7-27	34	13	15	5	4	5	75

## NIT APPEARANCES: 11

### NIT RECORD: 16-12

### NIT FINAL FOURS: 4

### NIT FINALS: 1

#### 1947 (2-1) - 3rd Place

Quarterfinals (New York)	St. John's	W, 61-55
Semifinals (New York)	Kentucky	L, 42-60
Third Place (New York)	West Virginia	W, 64-52

#### 1948 (0-1)

Quarterfinals (New York)	DePaul	L, 64-75
--------------------------	--------	----------

#### 1976 (2-1) - 3rd Place

Quarterfinals (New York)	Holy Cross	W, 78-68
Semifinals (New York)	Charlotte	L, 79-80
Third Place (New York)	Providence	W, 74-69

#### 1978 (3-1) - 2nd Place

1st Round (Raleigh, N.C.)	South Carolina	W, 82-70
Quarterfinals (Raleigh, N.C.)	Detroit	W, 84-77
Semifinals (New York)	Georgetown	W, 86-85 (ot)
Finals (New York)	Texas	L, 93-101

#### 1984 (0-1)

1st Round (Raleigh, N.C.)	Florida State	L, 71-74 (ot)
---------------------------	---------------	---------------

#### 1997 (1-1)

1st Round (Raleigh, N.C.)	SW Missouri St.	W, 77-66
2nd Round (Raleigh, N.C.)	West Virginia	L, 73-76

#### 1998 (1-1)

1st Round (Raleigh, N.C.)	Kansas State	W, 59-39
2nd Round (Raleigh, N.C.)	Georgia	L, 55-61

#### 1999 (1-1)

1st Round (Raleigh, N.C.)	Providence	W, 92-86
2nd Round (Raleigh, N.C.)	Princeton	L, 58-61

#### 2000 (3-2) - 4th Place

1st Round (Raleigh, N.C.)	Tulane	W, 64-60
2nd Round (Raleigh, N.C.)	Arizona State	W, 60-57
Quarterfinals (Raleigh, N.C.)	Mississippi	W, 77-54
Semifinals (New York)	Wake Forest	L, 59-62 (ot)
Third Place (New York)	Penn State	L, 72-74

#### 2007 (2-1)

1st Round (Philadelphia, Pa.)	Drexel	W, 63-56
2nd Round (Raleigh, N.C.)	Marist	W, 69-62
Quarterfinal (Morgantown, WVa.)	West Virginia	L, 66-71

#### 2010 (1-1)

1st Round (Tampa)	USF	W, 58-57
2nd Round (Birmingham)	UAB	L, 52-72

## NC STATE NIT INDIVIDUAL RECORDS

Points	26
Hawkeye Whitney vs. Georgetown, 1978 in New York (W, 86-85)	
Field Goals	11
Hawkeye Whitney vs. Texas, 1978 in New York (L, 93-101)	
Hawkeye Whitney vs. Georgetown, 1978 in New York (W, 86-85)	
Field Goal Attempts	20
Hawkeye Whitney vs. Georgetown, 1978 in New York (W, 86-85)	
Tiny Pinder vs. Detroit, 1978 in Raleigh (W, 84-77)	
3-Point Field Goals	4
Six Times	
3-Point Field Goal Attempts	13
Danny Strong vs. West Virginia, 1997 in Raleigh (L, 73-76)	
Free Throws	9
Ben McCauley vs. Marist, 2007 in Raleigh (W, 69-62)	
Justin Gaine vs. Providence, 1999 in Raleigh (W, 92-86)	
Free Throw Attempts	13
Dennis Horner vs. UAB, 2010 in Birmingham (L, 52-72)	
Rebounds	21
Tiny Pinder vs. Detroit, 1978 in Raleigh (W, 84-77)	
Assists	13
Clyde Austin vs. Georgetown, 1978 in New York (W, 86-85)	
Blocks	4
Kenny Inge vs. Georgia, 1998 in Raleigh (L, 55-61)	
Steals	6
Jeremy Hyatt vs. West Virginia, 1997 in Raleigh (L, 73-76)	
Kenny Carr vs. Holy Cross, 1976 at New York (W, 78-68)	
Minutes	43
Lorenzo Charles vs. Florida State, 1984 in Raleigh (L, 71-74)	

## NC STATE NIT TEAM RECORDS

Points	93
vs. Texas, 1978 at New York (L, 93-101)	
Field Goals	39
vs. Texas, 1978 at New York (L, 93-101)	
Field Goal Attempts	86
vs. Detroit, 1978 in Raleigh (W, 84-77)	
Field Goal Percentage	.623 (33-53)
vs. Holy Cross, 1976 at New York (W, 78-68)	
3-Point Field Goals	12
vs. West Virginia, 1997 in Raleigh (L, 73-76)	
3-Point Field Goal Attempts	34
vs. West Virginia, 1997 in Raleigh (L, 73-76)	
3-Point Field Goal Percentage	.474 (9-19)
vs. West Virginia, 2007 at Morgantown (L, 66-71)	
Free Throws	28
vs. Mississippi, 2000 in Raleigh (W, 77-54)	
Free Throw Attempts	36
vs. Mississippi, 2000 in Raleigh (W, 77-54)	
Rebounds	64
vs. Detroit, 1978 in Raleigh (W, 84-77)	
Assists	26
vs. Texas, 1978 at New York (L, 93-101)	
Turnovers	20
vs. Marist, 2007 in Raleigh (W, 69-62)	
Blocks	7
vs. Mississippi, 2000 in Raleigh (W, 77-54)	
Steals	14
vs. Holy Cross, 1976 at New York (W, 78-68)	

Date	Opponent	Result/Score	FG-FGA	Pct.	3P-3PA	Pct.FT-FTA	Pct.	Off-Def	Tot.	PF	A	TO	BS	ST	Pts.
1976 (2-1)															
3/15/76	vs. Holy Cross	W, 78-68	33-53	.623	----	----12-21	.571	4-23	27	19	24	----	----	14	78
			28-61	.459	----	----12-19	.632	15-22	37	19	14	----	----	6	68
3/18/76	vs. Charlotte	L, 79-80	33-60	.550	----	----13-15	.864	8-21	29	25	24	----	----	5	79
			26-56	.464	----	----28-34	.824	10-15	25	17	19	----	----	6	80
3/21/76	vs. Providence	W, 74-69	27-63	.429	----	----20-27	.741	13-25	38	19	20	----	----	8	74
			28-65	.431	----	----13-18	.722	9-26	35	22	12	----	----	7	69
1978 (3-1)															
3/10/78	South Carolina	W, 82-70	28-49	.571	----	----26-35	.743	----	34	24	18	18	4	4	82
			23-53	.434	----	----24-30	.800	----	19	27	7	10	1	3	70
3/14/78	Detroit	W, 84-77	36-86	.419	----	----12-22	.545	----	64	21	13	17	2	3	84
			31-74	.419	----	----15-23	.652	----	33	24	8	10	3	1	77
3/19/78	vs. Georgetown*	W, 86-85	38-72	.528	----	----10-18	.556	16-14	30	25	20	----	----	6	86
			28-48	.583	----	----29-35	.829	10-16	26	18	16	----	----	4	85
3/21/78	vs. Texas	L, 93-101	39-71	.549	----	----15-23	.652	14-26	40	25	26	----	----	3	93
			41-79	.519	----	----19-23	.826	15-17	32	18	25	----	----	11	101
1984 (0-1)															
3/13/84	Florida State*	L, 71-74	27-69	.391	----	----17-21	.810	16-23	39	15	13	12	2	7	71
			32-66	.485	----	----10-14	.714	8-27	35	17	26	12	5	6	74
1997 (1-1)															
3/12/97	SW Missouri State	W, 77-66	26-48	.542	11-26	.42314-18	.778	8-16	24	13	19	12	1	8	77
			28-52	.538	4-12	.3336-10	.600	8-15	23	19	13	13	1	5	66
3/17/97	West Virginia	L, 73-76	28-62	.452	12-34	.3535-11	.455	7-18	25	15	18	10	1	10	73
			28-57	.491	4-13	.30816-21	.762	13-28	41	11	19	15	1	7	76
1998 (1-1)															
3/11/98	Kansas State	W, 59-39	19-49	.388	5-16	.31316-20	.800	10-21	31	13	10	9	1	9	59
			15-48	.313	2-10	.2007-10	.700	13-23	36	19	7	19	2	4	39
3/17/98	Georgia	L, 55-61	19-58	.328	4-23	.17413-17	.765	13-17	30	18	11	7	6	7	55
			22-51	.431	5-15	.33312-17	.706	15-26	41	16	9	15	0	3	61
1999 (1-1)															
3/10/99	Providence	W, 92-86	30-56	.536	6-16	.37526-33	.788	10-27	37	17	17	19	6	11	92
			31-73	.425	9-24	.37515-22	.682	18-20	38	26	12	16	5	12	86
3/15/99	Princeton	L, 58-61	21-51	.412	5-16	.31311-12	.917	14-15	29	16	11	10	2	5	58
			22-41	.537	8-17	.4719-14	.643	8-16	24	13	13	13	5	8	61
2000 (3-2)															
3/14/00	Tulane	W, 64-60	21-48	.438	7-17	.41215-27	.556	11-19	30	14	16	11	6	7	64
			23-52	.442	3-11	.27311-12	.917	9-24	33	23	8	13	2	5	60
3/21/00	Arizona State	W, 60-57	20-51	.392	3-16	.18817-23	.739	11-24	35	16	11	15	7	6	60
			23-57	.404	4-16	.2507-9	.778	11-23	34	22	10	20	3	11	57
3/23/00	Ole Miss	W, 77-54	22-51	.431	5-14	.35728-36	.778	15-29	44	20	12	19	7	8	77
			17-59	.288	7-19	.36813-21	.619	16-18	34	26	6	18	4	12	54
3/28/00	vs. Wake Forest*	L, 59-62	18-61	.295	4-10	.40019-23	.826	11-20	31	21	9	11	5	9	59
			23-55	.418	1-8	.12515-19	.789	14-32	46	18	14	23	5	3	62
3/30/00	vs. Penn State	L, 72-74	26-55	.473	4-12	.33316-18	.889	11-23	34	14	16	18	2	9	72
			28-55	.509	5-14	.35713-16	.813	6-19	25	18	15	13	3	8	74
2007 (2-1)															
3/13/07	@ Drexel	W, 63-56	23-46	.500	5-12	.41712-20	.600	5-25	30	15	9	11	2	5	63
			22-53	.415	5-22	.2277-16	.438	9-22	31	19	15	10	2	7	56
3/16/07	Marist	W, 69-62	22-42	.524	1-13	.07724-33	.727	9-31	40	18	10	20	6	3	69
			19-63	.302	9-32	.28115-21	.714	13-17	30	25	10	11	1	13	62
3/20/07	@ West Virginia	L, 66-71	21-56	.375	9-19	.50015-20	.750	14-25	39	12	13	12	0	4	66
			26-54	.481	12-24	.5007-10	.700	5-24	29	16	21	10	5	5	71
2010 (1-1)															
3/16/10	@ USF	W, 58-57	23-55	.418	4-13	.3088-10	.800	10-26	36	21	8	14	3	3	58
			17-40	.425	2-9	.22221-31	.677	3-23	26	13	7	10	2	7	57
3/20/10	@ UAB	L, 52-72	19-53	.358	3-11	.27311-20	.550	10-23	33	21	10	13	1	8	52
			26-51	.510	2-7	.28618-27	.667	8-30	38	16	13	11	2	8	72

## NC STATE TOP 25 WINS - 180

### NC STATE TOP 10 WINS - 93

### NC STATE TOP 5 WINS - 48

Date	Opponent	Score	Margin	AP	Site
1/17/50	#3 Long Island	55-52	+3	3	Long Island, N.Y.
2/13/51	#14 Louisville	92-78	+14	14	Raleigh, N.C.
3/20/51	#20 Villanova	67-62	+5	20	Raleigh, N.C.
12/15/51	#19 Eastern Kentucky	70-58	+12	19	Raleigh, N.C.
3/8/52	#12 Duke	77-68	+9	12	Raleigh, N.C.
12/30/52	Holy Cross	76-74	+2	6	Raleigh, N.C.
3/5/54	Duke	79-75	+4	11	Raleigh, N.C.
3/8/54	George Washington	75-73	+2	9	Philadelphia, Pa.
12/7/54	Wake Forest	100-81	+19	17	Winston-Salem, N.C.
12/9/54	Penn State	99-77	+22	19	Raleigh, N.C.
12/29/54	Minnesota	85-84	+1	11	Raleigh, N.C.
1/8/55	Duke	96-91	+5	17	Durham, N.C.
1/22/55	LaSalle	76-73	+3	4	Raleigh, N.C.
2/19/55	Maryland	78-58	+20	11	Raleigh, N.C.
2/26/55	George Washington	68-59	+9	10	Raleigh, N.C.
12/17/55	West Virginia	92-71	+21	15	Raleigh, N.C.
12/21/55	BYU	95-81	+14	5	Raleigh, N.C.
12/31/55	North Carolina	82-60	+22	4	Raleigh, N.C.
2/14/56	Duke	90-81	+9	11	Raleigh, N.C.
2/21/56	North Carolina	79-73	+6	9	Raleigh, N.C.
3/2/56	Duke	91-79	+12	11	Raleigh, N.C.
3/3/56	Wake Forest	86-64	+22	20	Raleigh, N.C.
12/29/56	Duke	102-80	+22	9	Raleigh, N.C.
2/12/57	Duke	79-72	+7	17	Raleigh, N.C.
3/2/57	Wake Forest	75-71	+4	13	Raleigh, N.C.
1/15/58	North Carolina	58-57 (ot)	+1	6	Chapel Hill, N.C.
1/20/58	Maryland	57-48	+9	8	College Park, Md.
2/15/58	Maryland	69-64 (3OT)	+5	9	Raleigh, N.C.
12/30/58	Cincinnati	69-60	+9	2	Raleigh, N.C.
12/31/58	Michigan State	70-61	+9	7	Raleigh, N.C.
3/7/59	North Carolina	80-56	+24	5	Raleigh, N.C.
1/16/60	Wake Forest	51-45	+6	13	Raleigh, N.C.
2/7/61	Duke	61-59	+2	3	Raleigh, N.C.
1/6/62	Duke	61-60	+1	8	Durham, N.C.
2/6/62	Duke	71-55	+16	5	Raleigh, N.C.
3/6/65	Duke	91-85	+6	8	Raleigh, N.C.
3/8/68	Duke	12-10	+2	6	Charlotte, N.C.
3/1/69	South Carolina	67-64	+3	8	Raleigh, N.C.
1/24/70	Duke	77-76	+1	16	Durham, N.C.
3/7/70	South Carolina	42-39 (2OT)	+3	3	Charlotte, N.C.
12/18/70	North Carolina	82-70	+12	20	Greensboro, N.C.
3/11/71	Duke	68-61	+7	19	Greensboro, N.C.
2/29/72	North Carolina	85-84	+1	3	Raleigh, N.C.
12/16/72	North Carolina	68-61	+7	11	Greensboro, N.C.
1/14/73	Maryland	87-85	+2	2	College Park, Md.
1/31/73	Maryland	89-78	+11	3	Raleigh, N.C.
2/5/73	North Carolina	76-73	+3	8	Raleigh, N.C.
2/27/73	North Carolina	82-78	+4	7	Raleigh, N.C.
3/10/73	Maryland	76-74	+2	10	Greensboro, N.C.
12/29/73	Memphis State	98-83	+15	18	New Orleans, La.
1/4/74	North Carolina	78-77	+1	4	Greensboro, N.C.
1/13/74	Maryland	80-74	+6	3	Raleigh, N.C.
1/22/74	North Carolina	83-80	+3	4	Chapel Hill, N.C.
1/30/74	Maryland	86-80	+6	6	College Park, Md.
2/26/74	North Carolina	83-72	+11	4	Raleigh, N.C.
3/9/74	Maryland	103-100 (OT)	+3	5	Greensboro, N.C.
3/14/74	Providence	92-78	+14	5	Raleigh, N.C.

## WINS VS. TOP 25

Norm Sloan	42
Jim Valvano	37
Everett Case	35
Herb Sendek	28
Les Robinson	14
<b>Mark Gottfried</b>	<b>9</b>
Sidney Lowe	9
Press Maravich	1

## WINS VS. TOP 10

Norm Sloan	27
Jim Valvano	21
Everett Case	18
Herb Sendek	14
Les Robinson	6
<b>Mark Gottfried</b>	<b>3</b>
Sidney Lowe	3
Press Maravich	1

## NC STATE'S WINS VS. TOP 25 OPPONENTS

1.	North Carolina	32		Florida State	1
2.	Duke	31		Georgetown	1
3.	Wake Forest	16		Holy Cross	1
4.	Maryland	14		Iowa	1
5.	Georgia Tech	10		Kentucky	1
6.	Virginia	7		LaSalle	1
7.	Louisville	5		Long Beach State	1
8.	Clemson	4		Long Island	1
9.	Villanova	3		LSU	1
	George Washington	3		Marquette	1
10.	Georgia	2		Memphis State	1
	Houston	2		Michigan State	1
	Miami	2		Minnesota	1
	Pittsburgh	2		Missouri	1
	South Carolina	2		Navy	1
	Syracuse	2		Notre Dame	1
	UNLV	2		Oklahoma	1
	West Virginia	2		Penn State	1
18.	Arkansas	1		Providence	1
	Boston College	1		SMU	1
	BYU	1		St. John's	1
	Cincinnati	1		Southern Miss	1
	Connecticut	1		UCLA	1
	DePaul	1		Virginia Tech	1
	Detroit	1		Wichita State	1
	Eastern Kentucky	1			

3/16/74	Pittsburgh	100-72	+28	13	Raleigh, N.C.
3/23/74	UCLA	80-77 (2OT)	+3	2	Greensboro, N.C.
3/25/74	Marquette	76-64	+12	3	Greensboro, N.C.
1/4/75	North Carolina	82-67	+15	8	Greensboro, N.C.
1/18/75	North Carolina	88-85 (OT)	+3	14	Raleigh, N.C.
2/4/75	Clemson	92-89	+3	16	Raleigh, N.C.
3/7/75	Maryland	87-85	+2	2	Greensboro, N.C.
1/18/76	North Carolina	68-67	+1	7	Chapel Hill, N.C.
1/19/77	North Carolina	75-73	+2	4	Raleigh, N.C.
2/26/77	Wake Forest	91-85	+6	11	Raleigh, N.C.
12/2/77	Wake Forest	79-77	+2	18	Greensboro, N.C.
2/11/78	Wake Forest	88-77	+11	14	Raleigh, N.C.
2/23/78	North Carolina	72-67	+5	8	Raleigh, N.C.
3/14/78	Detroit	84-77	+7	18	New York, N.Y.
11/26/78	Louisville	72-66	+6	4	Anchorage, Alaska
1/6/79	Long Beach State	100-73	+27	15	Raleigh, N.C.
1/12/80	Virginia	64-56	+9	8	Raleigh, N.C.
1/29/80	Clemson	80-67	+13	16	Raleigh, N.C.
2/9/80	Notre Dame	63-55	+8	9	South Bend, Ind.
2/13/80	Duke	76-59	+17	16	Raleigh, N.C.
2/20/80	North Carolina	63-50	+15	8	Raleigh, N.C.
2/28/81	Wake Forest	66-65	+1	12	Raleigh, N.C.
12/29/81	Wichita State	60-48	+12	3	Honolulu, Hawaii

12/28/82	West Virginia	67-59	+8	20	Meadowlands, N.J.
2/19/83	North Carolina	70-63	+7	3	Raleigh, N.C.
3/12/83	North Carolina	91-84 (OT)	+7	5	Atlanta
3/13/83	Virginia	81-78	+3	2	Atlanta
3/20/83	UNLV	71-70	+1	6	Corvallis, Oregon
3/26/83	Virginia	63-62	+1	4	Ogden, Utah
4/2/83	Georgia	67-60	+7	18	Albuquerque, N.M.
4/4/83	Houston	54-52	+2	1	Albuquerque, N.M.
11/19/83	Houston	76-64	+8	3	Springfield, Mass.
11/27/83	Arkansas	65-60	+5	14	Anchorage, Alaska
1/21/84	Wake Forest	80-69	+11	12	Raleigh, N.C.
2/12/84	Georgia Tech	68-67	+1	18	Raleigh, N.C.
1/23/85	Duke	89-71	+18	5	Raleigh, N.C.
1/30/85	Georgia Tech	61-53	+8	8	Atlanta
2/9/85	SMU	82-78 (OT)	+4	4	Raleigh, N.C.
2/16/85	North Carolina	85-76	+9	13	Raleigh, N.C.
2/20/85	Duke	70-66	+4	6	Durham, N.C.
12/25/85	UNLV	80-73	+7	12	Honolulu
2/2/86	Kentucky	54-51	+3	8	Raleigh, N.C.
2/8/86	Louisville	76-64	+8	16	Raleigh, N.C.
2/23/86	North Carolina	76-65	+11	1	Raleigh, N.C.
11/22/86	Navy	84-80	+4	9	Springfield, Mass.
1/21/87	Duke	87-74	+13	12	Raleigh, N.C.
3/6/87	Duke	71-64 (OT)	+7	14	Landover, Md.
3/8/87	North Carolina	68-67	+1	2	Landover, Md.
12/29/87	Louisville	80-75	+5	20	Honolulu
2/6/88	Duke	77-74	+3	4	Durham, N.C.
2/24/88	Duke	89-78	+11	5	Raleigh, N.C.
1/14/89	Georgia Tech	82-68	+14	19	Raleigh, N.C.
1/26/89	Duke	88-73	+15	8	Raleigh, N.C.
2/9/89	North Carolina	98-88	+10	6	Raleigh, N.C.
3/19/89	Iowa	102-96 (2OT)	+6	14	Providence, R.I.
12/2/89	Pittsburgh	100-87	+13	18	Charlotte, N.C.
12/5/89	St. John's	67-53	+14	15	Greensboro, N.C.
2/21/90	Duke	76-71	+5	3	Raleigh, N.C.
1/13/91	Georgia Tech	90-83	+7	24	Raleigh, N.C.
1/23/91	Duke	95-89	+6	9	Raleigh, N.C.
2/3/91	Georgia Tech	79-73	+6	23	Atlanta
2/6/91	North Carolina	97-91	+6	9	Raleigh, N.C.
2/23/91	Virginia	83-76	+7	20	Raleigh, N.C.
3/14/91	Southern Miss	114-85	+29	25	College Park, Md.
12/7/91	DePaul	97-83	+14	20	Charlotte, N.C.
1/22/92	North Carolina	99-88	+11	10	Raleigh, N.C.
2/22/92	North Carolina	99-94	+5	4	Chapel Hill, N.C.
1/26/94	Georgia Tech	84-78	+6	21	Raleigh, N.C.
1/4/95	North Carolina	80-70	+10	1	Raleigh, N.C.
12/29/95	Missouri	87-68	+19	18	Honolulu
1/27/96	Clemson	64-61	+3	18	Clemson, S.C.
2/3/96	North Carolina	78-75	+3	8	Raleigh, N.C.
2/1/97	Clemson	58-54	+4	7	Raleigh, N.C.
2/17/97	Wake Forest	60-59 (OT)	+1	4	Winston-Salem, N.C.
3/7/97	Duke	66-60	+6	7	Greensboro, N.C.
3/8/97	Maryland	65-58	+7	22	Greensboro, N.C.
11/11/97	Georgia	47-45	+2	19	East Rutherford, N.J.
12/4/97	Georgia Tech	71-69 (OT)	+2	22	Atlanta
2/21/98	North Carolina	86-72	+14	1	Chapel Hill, N.C.
12/23/98	Oklahoma	62-58	+4	23	San Juan, P.R.
12/1/99	Purdue	61-59	+2	19	West Lafayette, Ind.
1/6/00	Maryland	68-66	+2	12	Raleigh, N.C.
2/7/01	Virginia	90-80	+10	6	Raleigh, N.C.
12/8/01	Syracuse	82-68	+14	9	Syracuse, N.Y.
1/5/02	Virginia	81-74	+7	4	Charlottesville, Va.
2/6/02	Virginia	85-68	+17	8	Raleigh, N.C.
3/9/02	Maryland	86-82	+4	2	Charlotte, N.C.

1/22/03	Duke	80-71	+9	3	Raleigh, N.C.
3/15/03	Wake Forest	87-83	+4	9	Greensboro, N.C.
1/24/04	Georgia Tech	76-72	+4	11	Raleigh, N.C.
2/4/04	Wake Forest	73-68	+5	16	Raleigh, N.C.
2/15/04	Duke	78-74	+4	1	Raleigh, N.C.
2/25/04	Georgia Tech	79-69	+10	18	Atlanta
3/6/04	Wake Forest	81-70	+11	11	Winston-Salem, N.C.
1/16/05	Georgia Tech	76-68	+8	8	Raleigh, N.C.
2/16/05	Maryland	82-63	+19	22	Raleigh, N.C.
3/11/05	Wake Forest	81-65	+16	3	Washington, D.C.
3/20/05	Connecticut	65-62	+3	13	Worcester, Mass.
12/30/05	George Washington	79-58	+21	19	Raleigh, N.C.
1/10/06	Boston College	78-60	+18	18	Chestnut Hill, Mass.
1/31/07	Virginia Tech	70-59	+11	16	Blacksburg, Va.
2/3/07	North Carolina	83-79	+4	3	Raleigh, N.C.
3/8/07	Duke	85-80 (ot)	+5	21	Tampa, Fla.
11/25/07	Villanova	69-68	+1	20	Orlando, Fla.
1/19/08	Miami	79-77 (ot)	+2	21	Raleigh, N.C.
2/11/09	Wake Forest	82-76	+6	7	Raleigh, N.C.
1/12/10	Florida State	88-81	+7	25	Tallahassee, Fla.
1/20/10	Duke	88-74	+14	7	Raleigh, N.C.
2/20/10	Wake Forest	68-54	+14	23	Raleigh, N.C.
3/18/12	Georgetown	66-63	+3	15	Columbus, Ohio
1/12/13	Duke	84-76	+8	1	Raleigh, N.C.
3/14/14	Syracuse	66-63	+3	11	Greensboro, N.C.
1/11/15	Duke	87-75	+12	2	Raleigh, N.C.
2/14/15	Louisville	74-65	+9	9	Louisville, Ky.
2/24/15	North Carolina	58-46	+12	15	Chapel Hill, N.C.
3/21/15	Villanova	71-68	+3	4	Pittsburgh, Pa.
11/24/15	LSU	83-72 (OT)	+11	22	Brooklyn, N.Y.
1/30/16	Miami	85-69	+16	15	Raleigh, N.C.



**C.J. Williams scored 14 points to help NC State to a 66-63 win over No. 15 Georgetown in the third round of the 2012 NCAA Tournament.**

## NC STATE IS ONE OF ONLY 18 DIVISION I SCHOOLS TO REGISTER AT LEAST FIVE WINS OVER NO. 1 RANKED TEAMS.

### NC STATE 54, HOUSTON 52 APRIL 4, 1983 • ALBUQUERQUE, N.M.

Lorenzo Charles' last-second dunk capped the final miracle comeback in the Wolfpack's Cinderella run to the 1983 national championship, a 54-52 win over top-ranked and heavily-favored Houston. The Pack forced the action in the first half and held a 33-25 lead at the half. Led by All-Americans Akeem Olajuwon and Clyde Drexler, Houston stormed back to take a 42-35 lead after a 17-2 run to start the second half. The Pack tied the game at 52-52 with 1:59 to play, and after some missed Houston free throws, NC State worked the clock down to 44 seconds and called a timeout. Derek Whittenburg heaved a shot from 26 feet out. When the shot came up short, Charles was able to grab the miss just inches off the rim and slam it home as time expired.

### NC STATE 76, NORTH CAROLINA 65 FEB. 23, 1986 • RALEIGH, N.C.

Center Chris Washburn played the entire 40 minutes and was 10-of-15 from the field for a game-high 26 points as NC State recorded its first-ever win over a top-ranked North Carolina squad, 76-65, in Chapel Hill. Bennie Bolton added 18 points, including two long jumpers in the final minutes to secure the win. NC State jumped out to a 38-27 halftime lead, and shot 63.6 percent (14-22) in the second half to secure the win.

### NC STATE 80, NORTH CAROLINA 70 JAN. 4, 1995 • RALEIGH, N.C.

Four Wolfpack starters scored in double figures, as NC State handed No. 1 North Carolina an 80-70 loss at Reynolds Coliseum on ESPN. NC State hit 14-of-38 three-point tries on the day relying on its perimeter game, but also had 22 assists to only nine turnovers. Lakista McCuller hit six three-pointers, as he led the Pack with 24 points. Todd Fuller finished with a double-double of 16 points and 11 rebounds.

### NC STATE 86, NORTH CAROLINA 72 FEB. 21, 1998 • CHAPEL HILL, N.C.

Led by C.C. Harrison's career-high 31 points, NC State was able to upend the top-ranked Tar Heels in Chapel Hill, 86-72. The Pack trailed only the first 3:42 of the game, then took the lead behind three-straight 3-pointers from Harrison. Harrison finished the game an amazing 8-of-9 from 3-point range, including making all seven in the first half. UNC cut the lead to 64-60, but the Pack hit 20 straight free throws in the game's final 4:23 for the win. Freshman Kenny Inge added a double-double of 16 points and 12 boards.

### NC STATE 78, DUKE 74 FEB. 15, 2004 • RALEIGH, N.C.

Top-ranked Duke saw its 18-game winning streak snapped by No. 21 NC State as Marcus Melvin scored 18 points and Julius Hodge made two free throws with seven seconds left in the Wolfpack's 78-74 victory. NC State shot 52 percent and got half its points in the paint. The nation's top free throw shooting team made 12 straight from the line over the final 1:10 to help seal the program's first win over a No. 1 ranked team since 1998. Hodge had 14 of his 18 points in the second half.

### NC STATE VS. NO. 1 (5-26)

Date	Opponent	Site	NCSU Rank	Result
3-13-54	LaSalle	N	10	L, 81-88
2-19-57	North Carolina	A	NR	L, 57-86
2-18-59	North Carolina	A	6	L, 67-74
1-29-66	Duke	A	NR	L, 77-84
12-15-73	UCLA	N	2	L, 66-84
12-1-78	Duke	N	6	L, 63-65
2-7-79	Notre Dame	H	NR	L, 52-53
2-11-81	Virginia	H	NR	L, 46-51
1-13-82	North Carolina	H	12	L, 41-61
2-10-82	Virginia	H	NR	L, 36-39
2-20-82	Virginia	A	NR	L, 40-45
3-6-82	North Carolina	N	NR	L, 46-58
4-4-83	Houston	N	16	W, 54-52
1-7-84	North Carolina	H	12	L, 60-81
2-18-84	North Carolina	A	NR	L, 71-95
1-4-86	North Carolina	A	NR	L, 79-80
2-23-86	North Carolina	H	20	W, 76-65
1-15-92	Duke	A	NR	L, 75-110
2-16-92	Duke	H	NR	L, 63-71
1-4-95	North Carolina	H	NR	W, 80-70
12-28-95	Massachusetts	N	NR	L, 68-87
12-21-96	Kansas	A	NR	L, 56-84
2-8-98	Duke	H	NR	L, 49-65
2-21-98	North Carolina	A	NR	W, 86-72
3-6-98	North Carolina	N	NR	L, 46-73
3-6-99	Duke	N	NR	L, 68-83
1-13-02	Duke	H	NR	L, 57-76
2-14-02	Duke	A	24	L, 71-108
2-15-04	Duke	H	21	W, 78-74
1-18-06	Duke	A	14	L, 68-81
1-12-08	North Carolina	A	NR	L, 62-93
1-12-13	Duke	H	20	W, 84-76

### NC STATE 84, DUKE 76 JAN. 12, 2013 • RALEIGH, N.C.

No. 20 NC State, the preseason favorite to win the ACC, ended Duke's unbeaten start to the season, toppling the top-ranked Blue Devils 84-76 at PNC Arena. Junior C.J. Leslie scored a game-high 25 points to lead all scorers, but senior Richard Howell's strong work in the paint helped his team overcome Duke's early-game advantage on the boards. Howell finished with 16 points and 18 rebounds, his ninth double-double of the season and the 22nd of his career. Howell had 14 rebounds in the second half alone.



NC State captured its sixth win over a top-ranked team when it downed Duke 84-76 in 2013.



## RANKED IN THE AP POLL

Rank	Times	Last
#1	13	12/31/74
#2	24	1/28/75
#3	10	1/22/74
#4	16	12/19/78
#5	13	2/11/75
#6	19	11/12/12
#7	11	11/29/83
#8	21	12/6/83
#9	18	12/11/84
#10	16	12/4/84
#11	9	3/8/88
#12	15	12/13/04
#13	13	2/16/04
#14	10	1/14/13
#15	17	12/19/89
#16	16	11/19/12
#17	19	12/27/04
#18	17	1/21/13
#19	18	1/28/13
#20	13	1/7/13
#21	4	11/12/07
#22	0	NA
#23	2	12/31/12
#24	4	11/26/07
#25	5	12/17/12

<b>1948-49</b>		
1/25/49	15	2/17/53
2/1/49	17	2/24/53
2/15/49	18	3/3/53
3/1/49	15	Final
Final	13	

<b>1949-50</b>		
1/5/50	7	12/8/53
1/10/50	9	12/15/53
1/17/50	12	12/22/53
1/24/50	10	2/29/53
1/31/50	9	1/5/54
2/7/50	8	2/9/54
2/14/50	8	3/2/54
2/21/50	9	3/9/54
2/28/50	8	
Final	5	

<b>1950-51</b>		
12/19/50	3	12/7/54
12/26/50	6	12/14/54
1/3/51	7	12/21/54
1/9/51	7	12/28/54
1/16/51	9	1/4/55
1/23/51	8	1/11/55
1/30/51	8	1/18/55
2/6/51	10	1/25/55
2/13/51	9	2/1/55
2/20/51	9	2/8/55
2/27/51	8	2/15/55
Final	8	2/22/55

<b>1951-52</b>		
11/11/51	10	12/7/54
11/18/51	9	12/14/54
12/26/51	19	12/21/54
1/2/52	17	12/28/54
1/15/52	17	1/4/55

<b>1952-53</b>		
12/6/52	6	1/11/55
12/23/52	6	1/18/55
12/30/52	11	1/25/55
1/6/53	9	2/1/55
1/13/53	8	2/8/55
1/20/53	8	2/15/55
1/27/53	12	2/22/55
2/3/53	15	3/1/55
2/10/53	12	Final

<b>1953-54</b>		
12/8/53	7	12/7/54
12/15/53	8	12/14/54
12/22/53	9	12/21/54
2/29/53	9	12/28/54
1/5/54	20	1/4/55
2/9/54	19	1/11/55
3/2/54	18	1/18/55
3/9/54	10	1/25/55

<b>1954-55</b>		
12/7/54	10	12/7/54
12/14/54	4	12/14/54
12/21/54	5	12/21/54
12/28/54	2	12/28/54
1/4/55	3	1/4/55
1/11/55	2	1/11/55
1/18/55	2	1/18/55
1/25/55	3	1/25/55
2/1/55	6	2/1/55
2/8/55	7	2/8/55
2/15/55	7	2/15/55
2/22/55	6	2/22/55
3/1/55	5	3/1/55
Final	4	Final

<b>1955-56</b>		
12/6/55	3	12/6/55
12/13/55	2	12/13/55
12/20/55	2	12/20/55
12/27/55	3	12/27/55
1/3/56	2	1/3/56
1/10/56	3	1/10/56
1/17/56	3	1/17/56
1/24/56	4	1/24/56
1/31/56	4	1/31/56
2/7/56	4	2/7/56
2/14/56	5	2/14/56
2/21/56	6	2/21/56
2/28/56	5	2/28/56
Final	2	Final

<b>1956-57</b>		
12/11/56	8	12/11/56
12/18/56	19	12/18/56

<b>1957-58</b>	
12/10/57	12
12/17/57	20
12/24/57	13
12/31/57	11
1/7/58	13
1/14/58	20
1/21/58	12
1/28/58	10
2/4/58	9
2/11/58	10
2/18/58	9
2/25/58	11
3/4/58	14
Final	20

<b>1958-59</b>	
12/9/58	5
12/16/58	4
12/23/58	6
12/30/58	4
1/6/59	2
1/13/59	1
1/20/59	4
1/27/59	6
2/3/59	6
2/10/59	6
2/17/59	6
2/24/59	7
3/2/59	10
Final	6

<b>1959-60</b>	
12/13/60	10
12/20/60	10
12/27/60	10

<b>1960-61</b>	
12/13/60	10
12/20/60	10
12/27/60	10

<b>1961-62</b>	
12/13/60	10
12/20/60	10
12/27/60	10

<b>1962-63</b>	
12/13/60	10
12/20/60	10
12/27/60	10

<b>1963-64</b>	
12/13/60	10
12/20/60	10
12/27/60	10

<b>1964-65</b>	
12/13/60	10
12/20/60	10
12/27/60	10

<b>1965-66</b>	
12/13/60	10
12/20/60	10
12/27/60	10

<b>1966-67</b>	
12/13/60	10
12/20/60	10
12/27/60	10

<b>1967-68</b>	
12/13/60	10
12/20/60	10
12/27/60	10

<b>1968-69</b>	
12/13/60	10
12/20/60	10
12/27/60	10

<b>1969-70</b>	
12/13/60	10
12/20/60	10
12/27/60	10

<b>1970-71</b>	
12/13/60	10
12/20/60	10
12/27/60	10

<b>1971-72</b>	
12/13/60	10
12/20/60	10
12/27/60	10

<b>1972-73</b>	
12/13/60	10
12/20/60	10
12/27/60	10

<b>1973-74</b>	
12/13/60	10
12/20/60	10
12/27/60	10

<b>1974-75</b>	
12/13/60	10
12/20/60	10
12/27/60	10

<b>1975-76</b>	
12/13/60	10
12/20/60	10
12/27/60	10

<b>1976-77</b>	
12/13/60	10
12/20/60	10
12/27/60	10

<b>1977-78</b>	
12/13/60	10
12/20/60	10
12/27/60	10

<b>1978-79</b>	
12/13/60	10
12/20/60	10
12/27/60	10

<b>1979-80</b>	
12/13/60	10
12/20/60	10
12/27/60	10

<b>1980-81</b>	
12/13/60	10
12/20/60	10
12/27/60	10

<b>1981-82</b>	
12/13/60	10
12/20/60	10
12/27/60	10

<b>1982-83</b>	
12/13/60	10
12/20/60	10
12/27/60	10

<b>1983-84</b>	
12/13/60	10
12/20/60	10
12/27/60	10

<b>1984-85</b>	
12/13/60	10
12/20/60	10
12/27/60	10

<b>1985-86</b>	
12/13/60	10
12/20/60	10
12/27/60	10

<b>1986-87</b>	
12/13/60	10
12/20/60	10
12/27/60	10

<b>1987-88</b>	
12/13/60	10
12/20/60	10
12/27/60	10

<b>1988-89</b>	
12/13/60	10
12/20/60	10
12/27/60	10

<b>1989-90</b>	
12/13/60	10
12/20/60	10
12/27/60	10

<b>1990-91</b>	
12/13/60	10
12/20/60	10
12/27/60	10

<b>1991-92</b>	
12/13/60	10
12/20/60	10
12/27/60	10

<b>1992-93</b>	
12/13/60	10
12/20/60	10
12/27/60	10

<b>1993-94</b>	
12/13/60	10
12/20/60	10
12/27/60	10

<b>1994-95</b>	
12/13/60	10
12/20/60	10
12/27/60	10

<b>1995-96</b>	
12/13/60	10
12/20/60	10
12/27/60	10

<b>1996-97</b>	
12/13/60	10
12/20/60	10
12/27/60	10

<b>1997-98</b>	
12/13/60	10
12/20/60	10
12/27/60	10

<b>1998-99</b>	
12/13/60	10
12/20/60	10
12/27/60	10

<b>1999-00</b>	
12/13/60	10
12/20/60	10
12/27/60	10

<b>2000-01</b>	
12/13/60	10
12/20/60	10
12/27/60	10

<b>2001-02</b>	
12/13/60	10
12/20/60	10
12/27/60	10

<b>2002-03</b>	
12/13/60	10
12/20/60	10
12/27/60	10

<b>2003-04</b>	
12/13/60	10
12/20/60	10
12/27/60	10

<b>2004-05</b>	
12/13/60	10
12/20/60	10
12/27/60	10

<b>2005-06</b>	
12/13/60	10
12/20/60	10
12/27/60	10

<b>2006-07</b> </
-------------------

# YEAR-BY-YEAR FINISHES /// WOLFPACK RECORDS

Year	Overall			Final				Conference				Conference Tourn.			Coach	Postseason
	Win	Loss	Pct.	AP Rank	Home	Away	Neu.	Win	Loss	Pct.	Finish	Win	Loss	Finish		
1910-11	1	1	.500	----	1-1	0-0	0-0	----	----	----	----	----	----	----	Piggy Hargrove	----
1911-12	0	6	.000	----	0-6	0-0	0-0	----	----	----	----	----	----	----	Piggy Hargrove	----
1912-13	4	7	.364	----	----	----	----	----	----	----	----	----	----	----	Chuck Sandborn	----
1913-14	5	8	.385	----	5-7	0-1	0-0	----	----	----	----	----	----	----	John Hegarty	----
1914-15	5	5	.500	----	----	----	----	----	----	----	----	----	----	----	H.S. Tucker	----
1915-16	7	6	.538	----	6-2	1-4	0-0	----	----	----	----	----	----	----	Chuck Sandborn	----
1916-17	9	9	.500	----	9-7	0-2	0-0	----	----	----	----	----	----	----	Harry Hartsell	----
1917-18	12	2	.857	----	8-1	4-1	0-0	----	----	----	----	----	----	----	Harry Hartsell	----
1918-19	11	3	.786	----	11-3	0-0	0-0	----	----	----	----	----	----	----	Tal Stafford	----
1919-20	11	5	.688	----	7-2	4-3	0-0	----	----	----	----	----	----	----	Richard Crozier	----
1920-21	6	14	.300	----	6-12	0-2	0-0	----	----	----	----	----	----	----	Richard Crozier	----

## SOUTHERN CONFERENCE ERA: 32 Seasons 444-253 (.637) 6 Regular Season Titles, 7 Tournament Championships

Year	Overall			Final				Conference				Conference Tourn.			Coach	Postseason
	Win	Loss	Pct.	AP Rank	Home	Away	Neu.	Win	Loss	Pct.	Finish	Win	Loss	Finish		
1921-22	6	13	.462	----	3-10	3-3	0-0	1	5	.167	11th	----	----	----	Harry Hartsell	----
1922-23	5	8	.385	----	5-7	0-1	0-0	1	2	.667	t-12th	----	----	----	Harry Hartsell	----
1923-24	7	16	.304	----	7-10	0-6	0-0	2	4	.333	t-12th	----	----	----	Richard Crozier	----
1924-25	11	7	.611	----	5-4	5-2	1-1	1	4	.200	t-14th	1	1	Quarterfinals	Gus Tebell	----
1925-26	20	4	.833	----	15-0	4-3	1-1	5	3	.625	t-7th	1	1	Quarterfinals	Gus Tebell	----
1926-27	12	5	.706	----	9-3	3-1	0-1	5	2	.714	6th	0	1	First Round	Gus Tebell	----
1927-28	10	8	.556	----	7-2	3-5	0-1	3	6	.333	14th	0	1	First Round	Gus Tebell	----
1928-29	15	6	.714	----	9-1	2-5	4-0	6	5	.545	11th	4	0	Champion	Gus Tebell	----
1929-30	11	6	.647	----	7-5	4-0	0-1	7	5	.583	11th	0	1	First Round	Gus Tebell	----
1930-31	8	8	.500	----	7-3	1-4	0-1	5	5	.500	11th	0	1	First Round	R.R. Sermon	----
1931-32	10	6	.625	----	8-3	2-2	0-1	6	4	.600	10th	0	1	First Round	R.R. Sermon	----
1932-33	11	8	.579	----	5-4	6-4	0-0	6	3	.667	4th	0	1	Quarterfinals	R.R. Sermon	----
1933-34	11	6	.647	----	10-4	1-2	0-0	6	5	.545	5th	1	1	Semifinals	R.R. Sermon	----
1934-35	10	9	.526	----	6-5	4-4	0-0	6	5	.545	6th	1	1	Semifinals	R.R. Sermon	----
1935-36	15	4	.789	----	11-2	4-2	0-0	10	3	.769	3rd	1	1	Semifinals	R.R. Sermon	----
1936-37	15	9	.625	----	13-4	2-5	0-0	14	7	.667	4th	1	1	Semifinals	R.R. Sermon	----
1937-38	13	6	.684	----	11-5	2-1	0-0	10	3	.769	2nd	0	1	Quarterfinals	R.R. Sermon	----
1938-39	10	7	.588	----	9-5	2-2	0-0	7	6	.538	6th	2	1	Semifinals	R.R. Sermon	----
1939-40	8	11	.421	----	8-8	0-3	0-0	5	10	.333	11th	----	----	----	R.R. Sermon	----
1940-41	6	9	.400	----	5-7	1-2	0-0	6	9	.400	11th	----	----	----	Bob Warren	----
1941-42	15	7	.682	----	13-6	2-1	0-0	9	4	.692	4th	2	1	Finals	Bob Warren	----
1942-43	7	9	.438	----	7-7	0-2	0-0	7	5	.583	t-7th	0	1	Quarterfinals	Leroy Jay	----
1943-44	5	13	.278	----	5-11	0-2	0-0	2	5	.286	9th	1	1	Semifinals	Leroy Jay	----
1944-45	10	11	.476	----	9-9	1-2	0-0	7	5	.583	6th	0	1	Quarterfinals	Leroy Jay	----
1945-46	6	12	.333	----	5-8	1-4	0-0	5	7	.417	t-9th	0	1	Quarterfinals	Leroy Jay	----
1946-47	26	5	.839	----	13-0	7-4	6-1	11	2	.846	1st	3	0	Champions	Everett Case	NIT Semi
1947-48	29	3	.935	----	17-0	11-1	1-2	12	0	1.000	1st	3	0	Champions	Everett Case	NIT Quarterfinals
1948-49	25	8	.758	13	9-1	10-5	6-2	14	1	.933	1st	3	0	Champions	Everett Case	----
1949-50	27	6	.818	5	16-3	5-2	6-1	12	2	.857	1st	3	0	Champions	Everett Case	NCAA Final Four
1950-51	30	7	.811	8	24-3	6-3	0-1	13	1	.929	1st	3	0	Champions	Everett Case	NCAA Region Semi
1951-52	24	10	.706	----	17-6	6-4	1-0	12	2	.857	2nd	3	0	Champions	Everett Case	NCAA First Round
1952-53	26	6	.813	18	18-3	6-3	2-0	13	3	.813	1st	2	1	Finals	Everett Case	----

# YEAR-BY-YEAR FINISHES /// WOLFPACK RECORDS

## ATLANTIC COAST CONFERENCE ERA: 61 Seasons

1,128-689 (.621)

7 Regular Season Titles, 10 Tournament Championships

Year	Overall			Final	Regular Season			Conference				Conference Tourn.				Postseason	
	Win	Loss	Pct.	AP Rank	Home	Away	Neu.	Win	Loss	Pct.	Finish	Win	Loss	Finish	Coach	Postseason	
1953-54	26	7	.788	----	18-4	3-2	5-1	5	3	.625	4th	3	0	Champions	Everett Case	NCAA Region Semi (2-1)	
1954-55	28	4	.875	4	20-2	7-2	1-0	12	2	.857	1st	3	0	Champions	Everett Case	----	
1955-56	24	4	.857	2	19-1	4-2	1-1	11	3	.786	1st	3	0	Champions	Everett Case	NCAA First Round	
1956-57	15	11	.577	----	12-4	1-6	2-1	7	7	.500	t-4th	0	1	Quarterfinals	Everett Case	----	
1957-58	18	6	.750	20	12-4	5-2	1-0	10	4	.714	t-2nd	1	1	Semifinals	Everett Case	----	
1958-59	22	4	.846	6	13-2	7-2	2-0	12	2	.857	t-1st	3	0	Champions	Everett Case	----	
1959-60	11	15	.423	----	11-5	0-7	0-3	5	9	.357	6th	1	1	Semifinals	Everett Case	----	
1960-61	16	9	.640	----	10-4	2-5	4-0	8	6	.571	4th	0	1	Quarterfinals	Everett Case	----	
1961-62	11	6	.647	----	6-2	3-3	2-1	10	4	.714	3rd	0	1	Quarterfinals	Everett Case	----	
1962-63	10	11	.476	----	8-5	2-5	0-1	5	9	.357	t-4th	1	1	Semifinals	Everett Case	----	
1963-64	8	11	.421	----	6-3	1-7	1-1	4	10	.286	t-7th	0	1	Quarterfinals	Everett Case	----	
1964-65	21	5	.808	----	12-2	5-2	4-1	10	4	.714	t-2nd	3	0	Champions	Press Maravich	NCAA Region Semi	
1965-66	18	9	.667	----	12-4	5-4	1-1	9	5	.643	2nd	2	1	Finals	Press Maravich	----	
1966-67	7	19	.269	----	5-8	2-8	0-3	2	12	.143	8th	0	1	Quarterfinals	Norm Sloan	----	
1967-68	16	10	.615	----	7-5	5-2	4-3	9	5	.643	t-3rd	2	1	Finals	Norm Sloan	----	
1968-69	15	10	.600	----	7-3	4-3	4-4	8	6	.571	t-3rd	0	1	Quarterfinals	Norm Sloan	----	
1969-70	23	7	.767	10	8-3	6-2	9-2	9	5	.643	t-2nd	3	0	Champions	Norm Sloan	NCAA Region Semi	
1970-71	13	14	.481	----	6-4	2-8	5-2	5	9	.357	t-6th	1	1	Semifinals	Norm Sloan	----	
1971-72	16	10	.615	----	11-2	1-5	4-3	6	6	.500	t-4th	0	1	Quarterfinals	Norm Sloan	----	
1972-73	27	0	1.000	2	13-0	7-0	7-0	12	0	1.000	1st	2	0	Champions	Norm Sloan	----	
1973-74	30	1	.968	1	14-0	6-0	10-1	12	0	1.000	1st	2	0	Champions	Norm Sloan	NCAA Champions	
1974-75	22	6	.786	7	11-1	4-3	7-2	8	4	.667	t-2nd	2	1	Finals	Norm Sloan	----	
1975-76	21	9	.700	----	12-2	4-3	5-4	7	5	.583	t-2nd	0	1	Quarterfinals	Norm Sloan	NIT Semi	
1976-77	17	11	.607	----	12-2	2-6	3-3	6	6	.500	5th	1	1	Semifinals	Norm Sloan	----	
1977-78	21	10	.677	----	15-2	3-4	3-4	7	5	.583	3rd	0	1	Quarterfinals	Norm Sloan	NIT Finals	
1978-79	18	12	.600	----	11-5	0-5	7-2	3	9	.250	t-6th	1	1	Semifinals	Norm Sloan	----	
1979-80	20	8	.714	----	12-1	4-4	4-3	9	5	.643	t-2nd	0	1	Quarterfinals	Norm Sloan	NCAA Second Round	
1980-81	14	13	.519	----	7-6	2-5	5-2	4	10	.286	7th	0	1	Quarterfinals	Jim Valvano	----	
1981-82	22	10	.688	----	12-3	4-4	6-3	7	7	.500	4th	1	1	Semifinals	Jim Valvano	NCAA First Round	
1982-83	26	10	.722	16	11-4	3-6	12-0	8	6	.571	t-3rd	3	0	Champions	Jim Valvano	NCAA Champions	
1983-84	19	14	.576	----	11-6	1-6	7-2	4	10	.286	7th	0	1	Quarterfinals	Jim Valvano	NIT First Round	
1984-85	23	10	.697	16	14-2	4-5	5-3	9	5	.643	t-1st	1	1	Semifinals	Jim Valvano	NCAA Elite Eight	
1985-86	21	13	.618	----	13-3	3-7	5-3	7	7	.500	t-4th	0	1	Quarterfinals	Jim Valvano	NCAA Elite Eight	
1986-87	20	15	.571	----	12-4	3-8	5-3	6	8	.429	6th	3	0	Champions	Jim Valvano	NCAA First Round	
1987-88	24	8	.750	14	15-3	5-3	4-2	10	4	.714	2nd	1	1	Semifinals	Jim Valvano	NCAA First Round	
1988-89	22	9	.710	19	16-2	4-5	2-2	10	4	.714	1st	0	1	Quarterfinals	Jim Valvano	NCAA Sweet Sixteen	
1989-90	18	12	.600	----	10-4	2-7	6-1	6	8	.429	t-5th	0	1	Quarterfinals	Jim Valvano	----	
1990-91	20	11	.645	----	13-1	5-8	2-2	8	6	.571	t-3rd	1	1	Semifinals	Les Robinson	NCAA Second Round	
1991-92	12	18	.400	----	7-8	2-6	3-4	6	10	.375	7th	0	1	Quarterfinals	Les Robinson	----	
1992-93	8	19	.296	----	7-8	1-10	0-1	2	14	.125	t-8th	0	1	First Round	Les Robinson	----	
1993-94	11	19	.367	----	8-7	2-8	1-4	5	11	.313	9th	0	1	First Round	Les Robinson	----	
1994-95	12	15	.444	----	11-6	1-8	0-1	4	12	.250	8th	0	1	First Round	Les Robinson	----	
1995-96	15	16	.484	----	9-6	3-7	3-3	3	13	.188	9th	1	1	Quarterfinals	Les Robinson	----	
1996-97	17	15	.531	----	12-6	2-8	3-1	4	12	.250	8th	3	1	Finals	Herb Sendek	NIT Second Round	
1997-98	17	15	.531	----	12-7	3-6	2-2	5	11	.313	8th	2	1	Quarterfinals	Herb Sendek	NIT Second Round	
1998-99	19	14	.576	----	15-4	1-8	3-2	6	10	.375	t-5th	1	1	Semifinals	Herb Sendek	NIT Second Round	
1999-00	20	14	.588	----	17-3	2-8	1-3	6	10	.375	t-6th	1	1	Semifinals	Herb Sendek	NIT Semifinals	
2000-01	13	16	.448	----	11-6	2-7	0-3	5	11	.313	7th	0	1	Quarterfinals	Herb Sendek	----	
2001-02	23	11	.676	----	14-4	6-5	3-2	9	7	.563	t-3rd	2	1	Finals	Herb Sendek	NCAA Second Round	
2002-03	18	13	.581	----	13-3	3-7	2-3	9	7	.563	4th	2	1	Finals	Herb Sendek	NCAA First Round	
2003-04	21	10	.677	15	14-2	5-6	2-2	11	5	.688	2nd	1	1	Semifinals	Herb Sendek	NCAA Second Round	
2004-05	21	14	.600	----	11-6	5-5	5-3	7	9	.438	t-6th	2	1	Semifinals	Herb Sendek	NCAA Sweet 16	
2005-06	22	10	.688	----	15-3	5-5	2-2	10	6	.625	4th	0	1	Quarterfinals	Herb Sendek	NCAA Second Round	
2006-07	20	16	.556	----	14-6	3-9	3-1	5	11	.313	t-10th	3	1	Finals	Sidney Lowe	NIT Quarterfinals	
2007-08	15	16	.484	----	10-6	2-9	3-1	4	12	.250	t-11th	0	1	First Round	Sidney Lowe	----	
2008-09	16	14	.533	----	14-4	2-9	0-1	6	10	.375	10th	0	1	First Round	Sidney Lowe	----	
2009-10	20	16	.556	----	10-7	5-8	5-1	5	11	.313	t-9th	2	1	Semifinals	Sidney Lowe	NIT Second Round	
2010-11	15	16	.484	----	11-5	2-9	2-2	5	11	.313	t-10th	0	1	First Round	Sidney Lowe	----	
2011-12	24	13	.649	----	13-6	5-4	6-3	9	7	.563	t-4th	2	1	Semifinals	Mark Gottfried	NCAA Sweet Sixteen	
2012-13	24	11	.686	----	16-1	3-7	5-3	11	7	.611	t-4th	2	1	Semifinals	Mark Gottfried	NCAA Second Round	
2013-14	22	14	.611	----	13-6	6-6	3-2	9	9	.500	t-7th	2	1	Semifinals	Mark Gottfried	NCAA Second Round	
2014-15	22	14	.611	----	14-6	5-5	3-3	10	8	.556	t-6th	1	1	Quarterfinals	Mark Gottfried	NCAA Sweet 16	
2015-16	16	17	.485	----	11-7	3-8	2-2	5	13	.278	13th	1	1	Second Round	Mark Gottfried	----	

# YEAR-BY-YEAR RESULTS /// WOLFPACK RECORDS

## NC STATE'S TOURNAMENT CHAMPIONSHIPS

NCAA National (2)  
1974, 1983

Final Four (3)  
1950, 1974, 1983

Atlantic Coast Conference (10)  
1954, 1955, 1956, 1959, 1965, 1970,  
1973, 1974, 1983, 1987

Southern Conference (7)  
1929, 1947, 1948, 1949, 1950, 1951,  
1952

Dixie Classic (7)  
1949, 1950, 1951, 1952, 1954, 1955,  
1958

Big Four Tournament (3)  
1970, 1972, 1973

ECAC Holiday Festival (2)  
1980, 1989

Triangle Classic (2)  
1966, 1968

Great Alaska Shootout (2)  
1978, 1983

BCA Invitational (2)  
2001, 2004

Glenn Wilkes Classic (1)  
2009

Old Spice Classic Classic (1)  
2007

Diet Pepsi Tournament of  
Champions (1)  
1989

Rainbow Classic (1)  
1987

Chaminade Classic (1)  
1985

Gator Bowl (1)  
1971

Sugar Bowl (1)  
1973

Lafayette Cage Classic (1)  
1969

1910-11  
1-1 overall

Coach: Piggy Hargrove  
Captains: Piggy Hargrove

Wake Forest	H	L	6	33
Wake Forest	H	W	19	18

1911-12  
0-6 overall

Coach: Piggy Hargrove  
Captains: Piggy Hargrove

Wake Forest	H	L	14	23
Guilford	H	L	21	24
Trinity (Duke)	H	L	27	30
Guilford	H	L	9	40
Wake Forest	H	L	9	50
Wake Forest	H	L	9	28

1912-13  
4-7 overall

Coach: Chuck Sandborn  
Captains: Jeff Phillips

Elon	NA	W	25	20
North Carolina	H	W	26	18
Wake Forest	H	W	43	26
Wake Forest	H	L	20	34
Virginia	A	L	10	53
VMI	H	L	6	55

(partial list not in chronological order)

1913-14  
5-8 overall

Coach: John Hegarty  
Captains: Jeff Phillips

South Carolina	H	W	30	15
Elon	H	W	23	22
Charlotte YMCA	H	W	42	21
Elon	A	L	19	35
Roanoke*	H	L	23	25
Wake Forest	H	L	15	24
Washington & Lee	H	L	15	48
Lynchburg YMCA	A	L	20	60
VMI	H	W	29	20
Trinity (Duke)	H	L	21	35
Wake Forest	H	L	22	29
Durham YMCA	H	W	33	27
Trinity (Duke)	H	L	25	33

1914-15  
5-5 overall

Coach: H.S. Tucker  
Captains: J.H. Mason

Atlantic Christian	H	W	64	21
Charlotte YMCA	A	L	24	26
Elon	H	L	22	29
Elon	A	L	11	24
Guilford	H	W	25	24
Trinity (Duke)	H	L	27	46
Trinity (Duke)	H	L	17	28
Virginia Tech	H	L	20	31
Virginia Tech	H	L	19	32

(partial list not in chronological order)

1915-16  
7-6 overall

Coach: Chuck Sandborn  
Captains: J.H. Mason

Charlotte YMCA	H	W	54	23
Davidson	A	L	23	24
Davidson	H	W	37	14
Duke	A	L	22	31
Duke	H	W	27	25
Durham YMCA	H	W	26	24
Elon	H	W	30	20
Guilford*	A	W	44	38
Guilford	H	W	59	24
VMI	H	L	20	48
Virginia Tech	A	L	16	29
Virginia Med. Coll.	H	W	57	20
Wake Forest	H	L	24	26
Wake Forest	A	L	23	34

(partial list not in chronological order)

1916-17  
10-8 overall

Coach: Harry Hartsell  
Captains: Ben Temple

Durham YMCA	H	W	35	20
Eastern Guilford	H	W	32	11
Guilford	H	W	39	24
Stetson	H	W	28	14
Davidson	H	W	32	26
Trinity (Duke)	H	L	24	32
Wake Forest	H	W	30	29
Virginia Tech	H	L	18	27
Elon	H	W	29	12
Washington & Lee	A	L	18	24
VMI	A	L	10	31
Catholic Univ.	H	L	21	25
Lynchburg YMCA	H	L	23	33
Trinity (Duke)	H	W	16	14
VMI	H	W	29	23
Elon	H	W	20	10
Trinity (Duke)*	H	L	0	2
Wake Forest	H	L	24	30

\* Forfeit

1917-18  
12-2 overall

Coach: Harry Hartsell  
Captains: Elbert F. Lewis

Durham YMCA	H	W	27	25
Trinity (Duke)	H	L	26	35
Guilford	H	W	35	17
Wake Forest	H	W	30	8
Trinity (Duke)	H	W	28	18
Elon	H	W	38	18
Wake Forest	H	W	20	17
Elon	A	W	24	13
Lynchburg Ath. Club	A	W	27	15
Washington & Lee	A	W	48	20
VMI	A	L	18	35
Wake Forest	H	W	31	17
South Carolina	H	W	32	12
Trinity (Duke)	A	W	15	10

1918-19  
11-3 overall

Coach: Tai Stafford  
Captains: Franklin Cline

Durham YMCA	H	W	24	22
Camp Polk	H	W	42	13
Wake Forest	H	W	29	16
Trinity (Duke)	H	W	28	18
Trinity (Duke)	H	L	19	22
Guilford	H	W	66	22
Wake Forest	H	L	20	29
Elon	H	W	20	16
Guilford	H	W	31	14
Greensboro YMCA	H	L	25	33
Greensboro YMCA	H	W	29	27
Wake Forest	H	W	26	17
Chatham School	H	W	50	17
North Carolina	H	W	39	29

1919-20  
11-5 overall

Coach: Richard Crozier  
Captains: Franklin Cline

Durham YMCA	H	W	38	18
Trinity (Duke)	A	L	22	28
Elon	H	W	40	17
Davidson	H	W	30	10
Wake Forest	H	W	38	23
Guilford	H	W	44	25
Virginia Tech	A	L	17	42
Lynchburg A.C.	H	W	34	25
Washington & Lee	A	W	25	23
Guilford	A	W	33	25
Charlotte YMCA	H	L	33	42
Davidson	A	W	37	19
North Carolina	A	L	12	42
Wake Forest	A	W	30	18
North Carolina	H	W	32	21
Trinity (Duke)	H	L	24	25

1920-21  
6-14 overall

Coach: Richard Crozier  
Captains: John Ripple, Tommy Park, John  
Groome

South Carolina	H	W	25	24
Trinity (Duke)	H	L	11	33
Guilford	H	L	25	32
Charlotte YMCA	H	L	17	37
Davidson	H	L	13	45
Florida	H	L	19	39
Guilford	H	L	18	25
Wake Forest	H	L	10	20
Elon	H	W	21	16
Davidson	H	W	29	28
North Carolina	A	L	10	62
Elon	A	L	13	20
Virginia Tech	H	L	12	42
Lynchburg Elks	H	L	34	35
VMI	A	L	20	45
Roanoke	H	L	15	24
Wofford	H	W	42	23
North Carolina	H	W	32	31
Wake Forest	H	W	20	10
Trinity (Duke)	H	L	26	34

1921-22

6-13 overall, 1-5 SC (11th)

Coach: Harry Hartsell  
Captains: Tommy Park

South Carolina	H	W	19	14
Elon	H	W	34	31
Trinity (Duke)	H	L	19	22
Wake Forest	H	L	20	27
North Carolina	H	L	17	30
Lenoir-Rhyne	A	W	28	19
Elon	A	L	18	20
Guilford	A	W	34	28
Davidson	A	L	22	23
North Carolina	A	L	19	49
Davidson	H	L	21	25
Guilford	H	L	24	33
Virginia Tech	A	L	20	32
Washington & Lee	H	L	12	35
VMI	A	L	11	25
Elks' Club	H	W	25	24
Wake Forest	H	L	22	25
Washington & Lee	H	L	31	32
Trinity (Duke)	A	W	28	23

1922-23

5-8 overall, 1-2 SC (13th)

Coach: Harry Hartsell  
Captains: Thomas Leeper

Raleigh YMCA	H	W	31	16
Elon	H	L	20	26
Wake Forest	H	L	20	27
Davidson	H	L	8	19
Elon	A	W	35	32
Florida	H	W	30	18
Guilford	H	W	28	25
Davidson	H	W	26	22
Wake Forest	H	L	22	25
North Carolina	H	L	9	39
North Carolina	A	L	25	45
Trinity (Duke)	H	L	27	32
Trinity (Duke)	H	L	20	31

**1923-24**  
**7-16 overall, 2-4 SC (t-12th)**  
**Coach: Richard Crozier**  
**Captains: Red Johnson**

Mercer	H	L	17	38
Fort Bragg	H	W	51	26
Durham Elks	H	L	20	40
Elon	H	L	30	34
Trinity (Duke)	A	L	23	35
Wofford	H	W	32	15
Furman	H	W	32	25
Clemson	H	W	22	15
Georgia	H	L	24	49
Mercer	H	L	23	32
Florida	H	W	41	24
Stetson	H	W	23	16
Wake Forest	H	L	15	29
Davidson	A	L	13	24
Guilford	A	L	27	35
Elon	A	L	14	17
South Carolina*	H	L	25	27
North Carolina	A	L	9	44
Davidson	H	W	39	33
North Carolina	H	L	24	41
Guilford	H	L	22	31
Trinity (Duke)	H	L	15	32
Wake Forest	A	L	17	25

**GUS TEBELL ERA**  
**(79-36)**

**1924-25**  
**11-7 overall, 1-4 SC (t-14th)**  
**Captains: Red Johnson**

Lynchburg	A	L	18	21
Hampden-Sydney	A	W	38	14
Richmond	A	W	22	14
Duke	H	W	29	22
Lynchburg	H	W	33	21
Wake Forest	H	L	24	29
Elon	A	W	30	18
Guilford	A	W	50	22
Wake Forest	A	W	26	25
Guilford	H	W	20	16
North Carolina	H	L	17	27
South Carolina	H	L	23	24
Georgia Tech	H	W	35	12
North Carolina	A	L	10	29
Virginia	H	L	20	21
Elon	H	W	28	18

**SC TOURNAMENT**  
**(Atlanta, GA)**

Maryland	N	W	30	16
Tulane	N	L	24	41

**1925-26**  
**20-4 overall, 5-3 SC 9 (t-7th)**  
**Captains: F.P. Pickens**

Atlantic Christian	H	W	37	20
Durham YMCA	H	W	45	12
High Point	A	W	33	21
Lenoir-Rhyne	A	W	26	11
Davidson	A	W	33	24
Wake Forest	A	W	37	33
Clemson	H	W	43	23
Duke	H	W	28	27
Clemson	H	W	32	16
Georgia Tech	A	L	22	23
Georgia	A	L	25	26
Elon	H	W	29	25
Duke	H	W	32	24
North Carolina	A	L	21	31
Auburn	H	W	43	36
Wake Forest	H	W	27	18
Guilford	H	W	30	16
Georgia Tech	H	W	30	14
North Carolina	H	W	17	8
Davidson	H	W	35	19
Elon	A	W	27	18
Guilford*	H	W	32	31

**SC TOURNAMENT**  
**(Atlanta, GA)**

Auburn	N	W	32	26
Mississippi State	N	L	29	32

**1926-27**  
**12-5 overall, 5-2 SC (6th)**  
**Coach: Gus Tebell**  
**Captains: Gordon Gresham**

Rocky Mount YMCA	H	W	38	16
Atlantic Christian	H	W	33	14
Lenoir-Rhyne	H	W	55	20
Wake Forest	H	L	18	20
Duke	H	W	36	22
Wake Forest	H	L	25	27
VMI	A	W	30	24
Washington & Lee	A	W	41	34
Virginia	A	W	19	13
North Carolina	A	L	20	40
Davidson	H	W	32	20
Virginia Tech	H	W	29	24
North Carolina	H	L	13	19
Duke	H	W	29	23
Maryland	H	W	38	23
Elon	H	W	33	19

**SC TOURNAMENT**  
**(Atlanta, GA)**

S Carolina	N	L	26	32
------------	---	---	----	----

**1927-28**  
**10-8 overall, 3-6 SC (14th)**  
**Captains: Jack McDowell**

Atlantic Christian	H	W	38	22
High Point	H	W	46	20
Lenoir-Rhyne	H	W	46	25
Wake Forest*	H	W	41	39
Duke	A	L	32	29
Wake Forest	H	W	48	41
Georgia	H	L	38	31
South Carolina	A	W	48	22
South Carolina	A	L	38	30
North Carolina	H	L	31	21
Wake Forest	H	W	45	30
Maryland	A	L	36	24
Virginia	A	W	33	23
VMI	A	L	36	29
Washington & Lee	A	W	45	29
North Carolina	A	L	31	21
Duke	H	W	37	27

**SC TOURNAMENT**  
**(Atlanta, GA)**

Mississippi	N	L	40	35
-------------	---	---	----	----

**1928-29**  
**15-6 overall, 6-5 SC (11th)**  
**Southern Conference Champions**  
**Captains: Henry Young**

Furman	H	W	43	34
Lenoir-Rhyne	H	W	36	22
Wake Forest	H	W	27	20
South Carolina	H	W	48	15
North Carolina	A	L	32	41
Duke	H	W	40	26
Virginia	H	W	41	15
Georgia	A	L	37	45
Mercer	A	L	31	39
Florida	A	W	44	19
Florida	A	W	39	20
South Carolina	A	L	32	34
Duke	A	L	21	32
North Carolina	H	L	34	35
Wake Forest	H	W	44	12
VMI	H	W	42	32
Davidson	H	W	30	22

**SC TOURNAMENT**  
**(Atlanta, GA)**

Tennessee	N	W	48	32
Clemson	N	W	31	28
Mississippi	N	W	34	32
Duke	N	W	44	35

**1929-30**  
**11-6 overall, 7-5 SC (11th)**  
**Captains: John Johnson**

Atlantic Christian	H	W	47	11
High Point	H	W	44	24
Wake Forest	H	W	38	10
Virginia Tech	A	W	31	17
Washington & Lee	H	L	28	39

VMI	A	W	29	22
Duke	H	L	31	35
North Carolina	H	L	25	27
Virginia	A	W	36	31
Maryland	A	W	28	26
Georgia	H	W	28	24
Duke	H	L	26	33
North Carolina	A	W	28	26
Maryland	H	L	19	21
Davidson	H	W	43	17
Virginia Tech	H	W	41	18

**SC TOURNAMENT**  
**(Atlanta, GA)**

Univ. of South	N	L	19	25
----------------	---	---	----	----

**R.R. SERMON ERA**  
**(111-74)**

**1930-31**  
**8-8 overall, 5-5 SC (11th)**  
**Captains: Game Captains**

Villanova	H	W	32	21
Wake Forest	H	W	42	20
Davidson	A	L	19	26
Alabama	A	L	15	22
Alabama	H	L	17	23
Auburn*	H	L	28	30
Georgia	A	L	20	26
Virginia Tech	H	W	22	18
Duke	H	W	24	19
North Carolina	A	L	16	22
North Carolina	H	W	23	20
Duke	H	W	26	23
Wake Forest	H	L	19	20
Davidson	H	W	30	23
VMI	A	W	25	13

**SC TOURNAMENT**  
**(Atlanta, GA)**

Kentucky	N	L	28	33
----------	---	---	----	----

**1931-32**  
**10-6 overall, 6-4 SC (10th)**  
**Captains: Bud Rose**

William & Mary	H	W	29	19
Virginia Tech	H	W	33	17
Wake Forest	H	W	19	14
Duke	A	L	18	28
North Carolina	H	W	19	18
VMI	A	W	31	22
Washington & Lee	H	L	15	20
Virginia	A	L	17	20
Virginia Tech	A	W	22	18
Davidson	H	W	27	26
Wake Forest	H	L	24	27
Duke	H	L	21	25
Washington & Lee	H	W	30	20
VMI	H	W	29	15
North Carolina	A	W	36	17

**SC TOURNAMENT**  
**(Atlanta, GA)**

Auburn	N	L	33	34
--------	---	---	----	----

**1932-33**  
**11-8 overall, 6-3 SC (4th)**  
**Captains: George Nelms**

Atlantic Christian	H	W	50	38
George Washington	A	L	29	34
Catholic University	A	L	23	26
Furman	H	W	34	14
Virginia Tech	H	W	46	18
North Carolina	A	L	23	32
Duke	H	L	29	36
Virginia Tech	A	W	45	25
Washington & Lee	A	W	39	37
VMI	A	W	39	24
Virginia	A	W	31	27
Wake Forest	H	L	19	23
Davidson	A	W	39	16
South Carolina	A	L	25	49
Duke	A	W	40	28
Wake Forest	H	W	25	22
Davidson	H	W	35	20
North Carolina	H	L	28	35

<b>SC TOURNAMENT</b> <b>(Raleigh, NC)</b>				
Washington & Lee	H	L	34	35

**1933-34**  
**11-6 overall, 6-5 SC (5th)**  
**Captains: Bob McQuage**

Clemson	H	W	36	27
Wake Forest	H	W	27	19
Davidson	A	W	32	29
Duke	H	L	29	33
Virginia	H	W	35	31
North Carolina	H	W	34	30
Virginia Tech	H	W	45	30
Washington & Lee	H	W	30	17
Wake Forest	H	W	33	19
Davidson	H	W	50	26
North Carolina	A	L	24	45
Virginia Tech	A	W	46	30
Washington & Lee	H	L	37	43
South Carolina	H	L	27	33
Duke	A	L	34	41

<b>SC TOURNAMENT</b> <b>(Raleigh, NC)</b>				
South Carolina	H	W	43	24
Washington & Lee	H	L	28	32

**1934-35**  
**10-9 overall, 6-5 SC (6th)**  
**Captains: Ray Rex**

Wofford	H	L	34	37
Wake Forest	H	W	52	26
Duke	H	W	28	25
Davidson	A	W	29	21
Furman	A	L	26	27
Clemson	H	L	21	44
South Carolina	A	L	25	42
Virginia Tech	H	W	29	17
North Carolina	A	L	27	32
Wake Forest	H	W	39	20
South Carolina	H	W	30	25
Virginia Tech	A	W	40	21
VMI	A	W	31	27
Washington & Lee	A	W	35	26
North Carolina	H	L	35	37
Davidson	H	L	28	39
Duke	A	L	28	35

<b>SC TOURNAMENT</b> <b>(Raleigh, NC)</b>				
VMI	H	W	42	30
North Carolina	H	L	28	30

**1935-36**  
**15-4 overall, 10-3 SC (3rd)**  
**Captains: Charles Aycock**

Clemson	H	W	47	34
Davidson	H	W	55	17
Virginia	H	W	40	28
North Carolina	A	L	35	37
South Carolina	H	W	54	31
Duke	H	W	36	33
Virginia Tech	H	W	44	28
Wake Forest	H	W	36	22
Wake Forest	H	W	26	24
Virginia Tech	A	W	46	44
Washington & Lee	A	L	23	34
VMI	A	W	52	34
Davidson	H	W	43	32
South Carolina	A	W	39	23
Clemson	H	W	27	21
Duke	A	W	32	29
North Carolina	H	L	29	31

<b>SC TOURNAMENT</b> <b>(Raleigh, NC)</b>				
Clemson*	H	W	32	31
North Carolina	H	L	28	36

# YEAR-BY-YEAR RESULTS /// WOLFPACK RECORDS

## 1936-37 15-9 overall, 14-7 SC (4th) Captains: Neil Dalrymple

William & Mary	H	W	49	21
South Carolina	H	W	40	36
Clemson	H	W	54	29
Wake Forest	H	W	49	31
Duquesne	H	L	33	53
Davidson	H	W	41	35
North Carolina	H	L	35	41
Duke	H	W	30	27
Virginia	H	W	40	17
Maryland	H	W	35	33
North Carolina	A	L	31	34
Virginia Tech	A	W	36	24
Washington & Lee	A	L	26	27
VMI	A	W	49	32
South Carolina	A	L	23	30
Clemson*	A	W	41	40
Davidson	H	W	51	34
Virginia Tech	H	W	38	29
Wake Forest	H	L	33	41
Duke*	A	L	33	36
Maryland	A	L	35	41
William & Mary	H	W	58	20

### SC TOURNAMENT (Raleigh, NC)

Maryland	H	W	42	35
Washington & Lee	H	L	23	34

## 1937-38 13-6 overall, 10-3 SC (2nd) Captains: Connie M. Berry

McCrory Eagles	H	L	38	50
Roanoke College	H	W	36	34
Georgia	H	W	24	21
Georgia Tech	H	L	30	35
Wofford	H	W	48	25
South Carolina	A	W	37	27
Clemson	H	W	33	31
Davidson	H	W	25	24
Wake Forest	H	W	45	44
North Carolina	A	L	31	39
Duke	H	L	29	40
Clemson	H	W	55	35
South Carolina	H	W	41	22
The Citadel	H	W	43	29
Wake Forest	H	W	45	41
Davidson	H	W	46	34
Duke	A	W	49	45
North Carolina	H	L	32	41

### SC TOURNAMENT (Raleigh, NC)

Duke	H	L	44	33
------	---	---	----	----

## 1938-39 10-7 overall, 7-6 SC (6th) Captains: P.G. Hill, Bill Mann

William & Mary	H	L	28	32
Florida	A	W	55	21
Florida	A	W	34	30
Stetson	H	W	25	16
Clemson	H	W	54	37
Wake Forest	H	L	26	46
Davidson	H	W	40	36
North Carolina	H	W	35	22
Duke	A	L	37	43
VMI	H	W	48	29
Maryland	H	W	46	40
Wake Forest	H	L	42	46
North Carolina	A	L	25	45
Duke	H	L	39	40
Virginia Tech	H	W	52	35

### SC TOURNAMENT (Raleigh, NC)

Duke	H	W	40	39
The Citadel	H	W	40	38
Maryland	H	L	53	29

## 1939-40 8-11 overall, 5-10 SC (11th) Captains: James Sevier

Rocky Mount YMCA	H	W	26	20
McCrory Eagles	H	W	41	36
Appalachian	H	L	25	39
Davidson	H	L	41	53
South Carolina	A	L	26	33
Clemson	H	L	31	66
Clemson	H	L	38	43
North Carolina	A	L	41	52
Maryland	H	L	36	43
Duke	H	L	27	57
Miami	H	W	46	35
William & Mary	H	W	36	29
Wake Forest	H	W	38	32
Davidson	H	W	40	27
Wake Forest	H	L	23	61
North Carolina	H	L	36	60
Duke	A	L	37	46
South Carolina	H	W	37	26
Furman	H	W	32	31

## BOB WARREN ERA (21-16)

## 1940-41 6-9 overall, 6-9 SC (11th) Captains: Ray Smith

Clemson	H	L	39	43
Davidson	H	W	48	39
Clemson	H	W	44	43
North Carolina	H	L	26	47
Wake Forest	H	L	40	50
Duke	A	W	39	38
The Citadel	H	L	50	57
Virginia Tech	A	L	35	54
VMI	A	L	28	40
Davidson	H	W	51	43
North Carolina	A	L	30	60
Wake Forest	H	W	40	37
Duke	H	L	37	44
VMI	H	W	37	35
South Carolina	H	L	40	56

## 1941-42 15-7 overall, 9-4 SC (4th) Captains: C.V. Strayhorn, J.C. Tabscot

McCrory Eagles	H	W	60	47
McCrory Eagles	H	W	46	37
Georgetown (Ky)	H	L	36	44
Hanes Hosiery	H	L	45	54
Hanes Hosiery	H	W	45	36
Davidson	H	W	71	36
Clemson	H	W	52	36
North Carolina	A	L	28	41
Coll. of Charleston	A	W	59	38
The Citadel	A	W	41	23
Davidson	H	W	60	43
Duke	H	L	28	40
Wake Forest	H	L	43	44
The Citadel	H	W	60	40
North Carolina	H	W	32	30
Duke	H	L	48	53
Wake Forest	H	W	44	38
Virginia Tech	H	W	54	43
South Carolina	H	W	64	54

### SC TOURNAMENT (Raleigh, NC)

South Carolina	H	W	56	43
William & Mary	H	W	53	52
Duke	H	L	34	45

## LEROY JAY ERA (28-45)

## 1942-43 7-9 overall, 7-5 SC (t-7th) Captains: Bernie Mock

Clemson	H	W	48	40
Davidson	H	L	37	48
Fort Bragg	H	L	39	51
NC Pre-Flight	H	L	55	60
North Carolina	H	W	47	36
Virginia Tech	H	W	43	40
Chapel Hill Pre-Flight	H	L	37	38
Duke	A	L	47	60
Clemson	H	W	69	34
George Wash.	H	L	40	46
North Carolina	A	L	36	45
Wake Forest	H	W	42	37
Wake Forest	H	W	52	36
Duke	H	L	32	53
Davidson	H	W	53	45

### SC TOURNAMENT (Raleigh, NC)

Davidson	H	L	30	33
----------	---	---	----	----

## 1943-44 5-13 overall, 2-5 SC (9th) Captains: Game Captains

Cherry Point	H	L	29	61
Seymour Johnson	H	L	33	53
Camp Butner	H	L	38	43
Fort Bragg	H	L	37	51
North Carolina	A	L	24	52
Camp Butner	H	W	43	42
NC Pre-Flight	H	L	32	71
North Carolina	H	L	27	42
Catawba	H	L	36	48
Duke	H	L	36	60
N.C. Pre-Flight	H	L	31	46
Catawba	H	W	42	22
Davidson	H	W	42	33
Davidson	H	L	27	41
Duke	A	L	32	53
Davidson	H	W	54	31

### SC TOURNAMENT (Raleigh, NC)

Maryland	H	W	42	23
Duke	H	L	40	32

## 1944-45 10-11 overall, 7-5 SC (6th) Captains: Game Captains

Jamesville	H	W	35	23
Camp Butner	H	L	33	58
Fort Bragg	H	L	27	39
Seymour Johnson	H	L	23	39
Navy Pre-Flight	H	L	34	51
Maryland	H	W	46	32
William & Mary	H	W	54	37
Catawba	H	L	31	35
Davidson	H	W	44	31
Seymour Johnson	H	W	48	35
William & Mary	H	L	28	33
Maryland	A	W	57	42
North Carolina	A	L	46	61
Duke	A	L	38	48
Wake Forest	H	W	57	37
Catawba	H	W	36	32
Davidson	H	W	55	25
North Carolina	H	L	35	43
Wake Forest	H	W	46	38
Duke	H	L	40	47

### SC TOURNAMENT (Raleigh, NC)

North Carolina	H	L	55	28
----------------	---	---	----	----

## 1945-46 6-12 overall, 5-7 SC (t-9th) Captains: Game Captains

Hanes Hosiery	H	W	60	59
Maryland	H	L	39	47
Clemson	A	W	48	43
Davidson	H	W	44	41
Duke	H	L	34	46
McCrory Eagles	H	L	29	54
Virginia	A	L	29	53
Maryland	A	L	33	37
North Carolina	A	L	34	71
Little Creek	H	L	34	45
Wright Field	H	L	43	65
Duke	A	L	33	56
Wake Forest	H	W	34	30
North Carolina	H	L	44	55
Clemson	H	W	51	46
Wake Forest	H	L	27	47
Davidson	H	W	49	42

### SC TOURNAMENT (Raleigh, NC)

Duke*	H	L	38	44
-------	---	---	----	----

## EVERETT CASE ERA (377-134)

## 1946-47 26-5 overall, 11-2 SC (1st) Southern Conference RS & Tournament Champions Captains: Leo Katkaveck

12/3/46	CERRY POINT MARINES	W	63-28
12/6/46	vs. McCrory Eagles (N1)	W	59-50
12/7/46	at Cherry Point Marines	L	50-46
12/10/46	HANES HOSIERY	W	75-40
12/20/46	vs. Tulane (N2)	W	54-44
12/21/46	at Anderson College	W	68-65
12/28/46	vs. Franklin College (N3)	W	69-50
12/30/46	vs. Holy Cross (N2)	W	58-42
1/1/47	at Akron	W	53-40
1/2/47	at Georgetown	W	52-41
1/4/47	at Hanes Hosiery	L	47-44
1/10/47	at Davidson	W	53-48
1/11/47	at Clemson	W	86-54
1/15/47	CLEMSON	W	69-21
1/18/47	at Duke	L	60-53
1/25/47	WAKE FOREST	W	65-48
1/28/47	FURMAN	W	53-33
2/1/47	at No. Carolina*	W	48-46
2/4/47	WM & MARY	W	45-33
2/6/47	NEW YORK UNIVERSITY	W	47-43
2/7/47	at Furman	W	71-51
2/10/47	THE CITADEL	W	75-35
2/14/47	at Wake Forest	L	44-39
2/18/47	DUKE	W	85-57
2/22/47	DAVIDSON	W	65-56

### SC TOURNAMENT (Durham, NC)

3/6/47	vs. Maryland	W	55-43
3/7/47	vs. George Wash	W	70-47
3/8/47	No. Carolina	W	50-48

### NIT (New York, NY)

vs. St. John's	W	61-55
vs. Kentucky	L	60-42
vs. West Virginia	W	64-52

(N1) Asheville, N.C.  
(N2) Indianapolis (N3) Shelbyville, Ind.

## 1947-48 29-3 overall, 12-0 SC (1st) Southern Conference RS & Tournament Champions Captain: Leo Katkaveck

N/A	CHATHAM BLANKETEERS	W, 79-38
N/A	FORT BRAGG (82nd, AB)	W, 79-43
12/2/47	at Hanes Hosiery	W, 77-56
12/4/47	CATAWBA	W, 68-41
12/6/47	at High Point	W, 78-42
12/8/47	CHATHAM BLANKETEERS	W, 100-35
12/10/47	HANES HOSIERY	W, 62-48
N/A	FORT BRAGG (82nd, AB)	W, 85-40
12/18/47	at West Virginia	L, 68-64
12/20/47	at St. John's	W, 76-56
12/27/47	at Cincinnati	W, 65-54
12/30/47	vs. Holy Cross * (N1)	L, 56-51
1/5/48	GEORGE WASH	W, 67-45
1/9/48	vs. Davidson (N2)	W, 72-39
1/10/48	at Furman	W, 95-49
1/13/48	MCCRARY EAGLES	W, 93-45
1/23/48	HIGH POINT	W, 110-50
1/26/48	at Hampden-Sydney	W, 98-6
1/28/48	FURMAN	W, 73-34
1/31/48	at Wake Forest	W, 72-43
2/3/48	NO. CAROLINA	W, 81-42
2/7/48	GEORGETOWN	W, 87-46
2/14/48	at Duke	W, 44-43
2/17/48	DAVIDSON	W, 89-52
2/19/48	DUKE	W, 70-37
2/21/48	at No. Carolina	W, 69-45
2/25/48	at VMI	W, 90-47
2/28/48	WAKE FOREST	W, 65-54
SC TOURNAMENT (Durham, NC)		
	WILLIAM & MARY	W, 73-52
	NO. CAROLINA	W, 55-50
	at Duke	W, 58-50
	NIT (New York, NY)	
	vs. DePaul	L, 75-64
(N1) New Orleans, La. (N2) Charlotte, N.C.		

## 1948-49 25-8 overall, 14-1 SC (1st) Southern Conference RS & Tournament Champions Captains: Vic Bubas, Warren Cartier

11/30/48	at Hanes Hosiery	L, 49-38
12/3/48	HANES HOSIERY	W, 53-47
12/6/48	GEORGE WASH	W, 66-37
12/10/48	WEST VIRGINIA	W, 56-36
12/17/48	vs. Pittsburgh (N1)	W, 77-42
12/20/48	at Nevada-Reno	W, 49-48
12/21/48	at Nevada-Reno	W, 70-51
12/23/48	at San Francisco	L, 54-47
LOS ANGELES TOURNAMENT		
12/28/48	vs. Wyoming (N2)	L, 41-39
12/31/48	vs. Loyola (Ca.) (N2)	L, 61-59
1/4/49	vs. Canisius (N3)	W, 76-60
1/6/49	at Long Island	L, 65-61
1/8/49	at Villanova	L, 62-59
1/11/49	vs. Davidson (N4)	W, 64-47
1/12/49	LOUISVILLE	L, 72-71
1/15/49	at Duke	W, 53-52
1/18/49	at Furman	W, 81-57
1/22/49	NO. CAROLINA	W, 67-36
1/25/49	QUANTICO (15, NR)	W, 64-40
1/28/49	at Richmond (15, NR)	W, 77-56
1/29/49	at George W. Wash (15, NR)	W, 60-59
2/2/49	at Wake Forest (17, NR)	L, 52-49
2/5/49	at Wm & Mary (17, NR)	W, 66-52
2/8/49	WAKE FOREST	W, 83-39
2/11/49	DUKE	W, 47-44
2/15/49	DAVIDSON (18, NR)	W, 62-34
2/19/49	at No. Carolina (18, NR)	W, 79-39
2/22/49	FURMAN	W, 76-45
2/25/49	at Wash & Lee	W, 81-46
2/26/49	at LaSalle	W, 60-56
SC TOURNAMENT (Durham, NC)		
3/3/49	vs. Wake Forest (15, NR)	W, 64-42
3/4/49	vs. No. Carolina (15, NR)	W, 43-40
3/4/49	George W. Wash (15, NR)	W, 55-39
(N1) Durham, N.C. (N2) Los Angeles, Calif. (N3) Cleveland, Ohio (N4) Charlotte, N.C.		

## REYNOLDS COLISEUM ERA

### 1949-50 27-6 overall, 12-2 SC (1st) Southern Conference RS & Tournament Champions Captain: Dick Dickey

12/2/49	WASH & LEE	W, 67-47
12/5/49	DAVIDSON	W, 77-43
12/8/49	GEORGE WASH	W, 74-52
12/15/49	LOYOLA (Cal.)	W, 62-47
12/19/49	MICHIGAN	L, 54-46
12/20/49	MICHIGAN +	W, 63-52
12/28/49	RHODE ISLAND	W, 81-64
12/29/49	GA. TECH	W, 57-34
12/30/49	PENN STATE	W, 50-40
1/3/50	SAN FRANCISCO	W, 69-54
1/7/50	at Duke (7, NR)	L, 58-55
1/10/50	vs. Davidson (9, NR) (N1)	W, 44-38
1/12/50	WM & MARY (9, NR)	W, 72-58
1/14/50	LASALLE (9,13)	L, 66-51
1/17/50	at Long Island (12, 3)	W, 55-52
1/21/50	at No. Carolina (12, NR)	W, 61-57
1/25/50	LOUISVILLE (10, NR)	W, 79-53
1/28/50	VA. TECH (10, NR)	W, 81-56
2/2/50	at Wake Forest (8, NR)	W, 57-50
2/4/50	FURMAN (9, NR)	W, 74-38
2/7/50	at Wm & Mary (8, NR)	L, 54-50
2/11/50	WAKE FOREST (8, NR)	W, 73-35
2/14/50	DUKE (8, NR)	W, 68-50
2/18/50	at Louisville (8, NR)	W, 66-52
2/21/50	NO. CAROLINA (9, NR)	W, 70-44
2/25/50	VILLANOVA * (9, NR)	L, 65-64
SC TOURNAMENT (Durham, NC)		
N/A	vs. Va. Tech	W, 67-42
N/A	vs. Wake Forest	W, 59-53
N/A	vs. Duke	W, 67-47
3/18/50	Conference All-Stars	W, 84-61
NCAA TOURNAMENT (New York, NY)		
3/24/50	vs. Holy Cross	W, 87-74
3/25/50	vs. City College of NY	L, 78-73
3/28/50	vs. Baylor (N1)	W, 53-41
(N1) Charlotte, N.C. + Dixie Classic		

### 1950-51 30-7 overall, 13-1 SC (1st) Southern Conference RS & Tournament Champions Captain: Sammy Ranzino

11/28/50	FURMAN	W, 102-41
12/2/50	LOYOLA (Md.)	W, 71-53
12/5/50	DAVIDSON	W, 87-53
12/7/50	at George Washington	W, 86-71
12/14/50	EASTERN KENTUCKY	W, 65-64
12/16/50	at Temple	W, 83-62
12/18/50	MICHIGAN	W, 65-62
12/20/50	VILLANOVA (3,18) +	L, 68-61
12/28/50	TULANE (6, NR)	W, 89-75
12/29/50	WAKE FOREST (6, NR)	W, 72-56
12/30/50	COLGATE (6, NR)	W, 85-76
1/1/51	YALE (6, NR)	W, 85-57
1/3/51	GEORGE WASH (7, NR)	W, 93-59
1/6/51	at Duke (7, NR)	W, 77-71
1/9/51	at Davidson (7, NR)	W, 70-61
1/12/51	WM & MARY (7, NR)	W, 61-54
1/13/51	at Villanova (7, 16)	L, 66-64
1/16/51	at Wake Forest (9, NR)	W, 64-45
1/20/51	LASALLE (9, NR)	W, 76-74
1/23/51	VA. TECH (8, NR)	W, 114-66
1/27/51	NO. CAROLINA (8, NR)	W, 71-58
1/31/51	at Louisville (8, NR)	L, 86-70
2/3/51	at Wm & Mary (8, NR)	L, 88-78
2/6/51	TEMPLE (10, NR)	W, 86-58
2/10/51	DUKE (10, NR)	W, 75-65
2/13/51	LOUISVILLE (9, 14)	W, 92-78
2/17/51	at No. Carolina (9, NR)	W, 68-53
2/20/51	WAKE FOREST (9, NR)	W, 78-56
2/24/51	GEORGETOWN (9, NR)	W, 101-83
SC TOURNAMENT (Raleigh, NC)		
3/1/51	SO. CAROLINA (8, NR)	W, 83-53
3/2/51	DUKE (8, NR)	W, 67-63
3/3/51	MARYLAND (8, NR)	W, 54-45

3/10/51	CONFERENCE ALL-STARS	W, 94-70
NIT (New York, NY)		
	vs. Seton Hall	L, 71-59
NCAA Tournament (Raleigh, NC)		
3/20/51	VILLANOVA (8, 20)	W, 67-62
3/22/51	ILLINOIS (8, 5)	L, 84-70
3/24/51	ST. JOHN'S (8, 9)	L, 71-59
+ Dixie Classic		

### 1951-52 24-10 overall, 12-2 SC (2nd) Southern Conference Tournament Champions Captain: Lee Terrill

12/1/51	FURMAN	W, 89-53
12/4/51	at Davidson	W, 74-48
12/6/51	at Wake Forest	W, 65-62
12/13/51	TEXAS TECH (10, NR)	L, 63-62
12/15/51	EASTERN KY. (10, 19)	W, 70-58
12/18/51	at George Wash (9, NR)	W, 86-57
12/20/51	at Manhattan (9, NR)+	L, 69-50
12/27/51	NAVY (19, NR)	W, 71-51
12/28/51	NO. CAROLINA (19, NR)	W, 58-51
12/29/51	CORNELL (19, NR)	W, 51-49
1/2/52	FORDHAM (17, NR)	L, 62-59
1/5/52	at Duke ** (17, NR)	W, 72-70
1/8/52	vs. So. Carolina (N1)	W, 85-76
1/12/52	WM & MARY	W, 82-46
1/15/52	LOUISVILLE (17, 13)	L, 73-68
1/19/52	at Villanova (17, NR)	L, 86-71
1/22/52	LOYOLA (Md.)	W, 74-33
1/26/52	at No. Carolina*	W, 58-53
1/29/52	BOWLING GREEN	L, 72-67
2/2/52	VILLANOVA	W, 71-69
2/4/52	at Pittsburgh	W, 62-54
2/5/52	at Wm & Mary	L, 70-61
2/9/52	DAVIDSON	W, 72-49
2/12/52	DUKE	L, 71-58
2/16/52	GEORGE WASHINGTON	W, 71-58
2/19/52	at Louisville (NR, 15)	L, 82-67
2/23/52	NORTH CAROLINA	W, 71-52
2/26/52	WAKE FOREST	W, 65-51
3/1/52	CINCINNATI	W, 77-64
SC TOURNAMENT (Raleigh, NC)		
3/6/52	FURMAN	W, 73-68
3/7/52	GEORGE WASHINGTON	W, 76-64
3/8/52	DUKE (NR, 12)	W, 77-68
NCAA EASTERN REGIONALS (Raleigh, NC)		
3/21/52	ST. JOHNS (NR, 10)	L, 60-49
3/22/52	PENN STATE	W, 69-60
(N1) Charlotte, N.C. + Dixie Classic		

### 1952-53 26-6 overall, 13-3 SC (1st) Southern Conference Regular Season Champions Captains: Bob Speight, Bill Kukoy

12/1/52	FURMAN	W, 77-69
12/4/52	WASHINGTON & LEE	W, 88-63
12/6/52	DAVIDSON	W, 82-47
12/9/52	at Wake Forest	L, 51-50
12/11/52	RHODE ISLAND	W, 105-66
12/13/51	EASTERN KENTUCKY	W, 88-75
12/18/52	at George Washington	W, 75-68
12/20/52	TEXAS TECH (6, NR)	W, 80-55
12/23/52	at St. John's (6, NR)	L, 67-56
12/27/52	DARTMOUTH (6, NR)+	W, 96-50
12/29/52	PRINCETON (6, NR)+	W, 87-63
12/30/52	HOLY CROSS (11, 6)+	W, 75-59
12/31/52	BYU (11, 6)+	W, 75-59
1/3/53	at Cincinnati (11, NR)	W, 77-72
1/6/53	at Davidson (9, NR)	W, 105-71
1/10/53	at Duke (9, NR)	W, 82-64
1/13/53	vs. Wm & Mary (8, NR) (N1)	W, 62-58
1/17/53	GEORGE WASH. (8, NR)	W, 76-69
1/24/53	NO. CAROLINA (8, NR)	L, 70-69
1/28/53	at Villanova (12, NR)	L, 89-81
1/31/53	WAKE FOREST (12, NR)	W, 99-80
2/4/53	vs. So. Carolina (15, NR) (N2)	W, 91-51
2/7/53	WM & MARY (15, NR)	W, 101-71
2/11/53	VILLANOVA (12, NR)	W, 94-72

2/14/53	DUKE (12, NR)	L, 84-82
2/17/53	at Wash. & Lee (15, NR)	W, 108-69
2/24/53	at No. Carolina (13, NR)	W, 87-66
2/28/53	FORDHAM * (13, NR)	W, 73-70
	CINCINNATI	W, 100-64
SC TOURNAMENT (Raleigh, NC)		
3/5/53	NORTH CAROLINA (12, NR)	W, 86-54
3/6/53	WEST VIRGINIA (12, NR)	W, 85-80
3/7/53	WAKE FOREST (12, NR)	L, 71-70
(N1) Norfolk, Va. (N2) Charlotte, N.C. + Dixie Classic		

## ACC ERA

### 1953-54 26-7 overall, 5-3 ACC (4th) ACC Tournament Champions Captain: Mel Thompson

12/1/53	FURMAN	W, 100-74
12/5/53	DAVIDSON	W, 99-41
12/8/53	at Wake Forest (7, NR)	L, 81-69
12/12/53	EASTERN KY. (7, NR)	W, 83-60
12/19/53	PENN STATE (8, NR)	W, 89-74
12/22/53	RIO GRANDE (9, NR)	W, 92-77
12/26/53	PENN (9, NR) +	W, 71-69
12/28/53	SETON HALL (9, NR)	W, 72-70
12/29/53	NAVY (9, NR)	L, 85-75
12/30/53	WAKE FOREST (9, NR)	L, 86-79
1/2/54	at Villanova (9, NR)	W, 69-65
1/5/54	VIRGINIA TECH (20, NR)	W, 91-62
1/9/54	at Duke (20, 8)	L, 87-85
1/12/54	vs. South Carolina (N1)	W, 68-62
1/16/54	WAKE FOREST	W, 91-76
1/19/54	at North Carolina	W, 84-77
1/23/54	LA SALLE (NR, 19)	L, 88-78
1/30/54	ST. JOHN'S	W, 84-61
2/2/54	vs. Wm & Mary (N2)	W, 80-70
2/6/54	VILLANOVA	W, 82-70
2/9/54	DUKE (19, 15)	L, 90-89
2/13/54	WM & MARY (19, NR)	W, 65-48
2/16/54	vs. Virginia Tech (N3)	W, 96-54
2/20/54	CLEMSON	W, 113-59
2/22/54	at Davidson	W, 101-54
2/24/54	NORTH CAROLINA	W, 57-48
2/27/54	GEORGE WASHINGTON	W, 81-63
ACC TOURNAMENT (Raleigh, NC)		
3/4/54	NORTH CAROLINA (18, NR)	W, 52-51
3/5/54	DUKE (18, 11)	W, 79-75
3/6/54	WAKE FOREST (18, NR)*	W, 82-80
NCAA PLAYOFF (Durham, NC)		
3/8/54	vs. GW (1st Rd) (18, 9)	W, 75-73
NCAA EASTERN REGIONAL (Philadelphia, PA)		
3/12/54	vs. La Salle (10, 1)	L, 88-81
3/13/54	vs. Cornell (10, NR)	W, 65-54
(N1) Charlotte, N.C. (N2) Norfolk, Va. (N3) Lynchburg, Va. + Dixie Classic		

# YEAR-BY-YEAR RESULTS /// WOLFPACK RECORDS

## 1954-55

### 28-4 overall, 12-2 ACC (1st)

#### ACC Tournament Champions

##### Captains: Dave Gotkin

12/1/54	WILLIAM & MARY	W, 111-97
12/4/54	TEMPLE	W, 70-65
12/7/54	at Wake Forest (10,17)	W, 100-81
12/9/54	PENN STATE	W, 99-77
12/11/54	EASTERN KY. (10,NR)	W, 66-53
12/14/54	at Clemson (4,NR)	W, 112-72
12/15/54	at South Carolina (4,NR)	W, 91-62
12/18/54	TEXAS TECH (4,NR)	W, 85-74
12/21/54	at St. John's* (5, NR)	W, 76-75
12/27/54	CORNELL (5, NR) +	W, 95-61
12/28/54	NORTH CAROLINA (2,NR)+	W, 47-44
12/29/54	MINNESOTA (2,11)	W, 85-84
1/1/55	at Villanova (2,NR)	L, 91-78
1/8/55	at Duke (3,17)	W, 96-91
1/12/55	FURMAN (2,NR)	W, 105-81
1/13/55	at Maryland (2,11)	L, 68-64
1/15/55	WAKE FOREST* (2,NR)	W, 75-73
1/18/55	NORTH CAROLINA (2,NR)	L, 84-80
1/22/55	LA SALLE (2,4)	W, 76-73
1/29/55	VILLANOVA (3,NR)	L, 107-96
2/1/55	VIRGINIA (6,NR)	W, 98-91
2/5/55	CLEMSON (6,NR)	W, 119-85
2/8/55	at Virginia (7,NR)	W, 114-97
2/9/55	vs. Wm & Mary (N1) (7,NR)	W, 126-99
2/12/55	SOUTH CAROLINA (7,NR)	W, 93-71
2/15/55	DUKE (7,NR)	W, 84-78
2/19/55	Maryland (7,11)	W, 78-58
2/22/55	at North Carolina (6,NR)	W, 79-75
2/26/55	GEORGE WASH. (6,10)	W, 68-59

#### ACC TOURNAMENT (Raleigh, NC)

3/3/55	CLEMSON (5,NR)	W, 101-76
3/4/55	WAKE FOREST (5,NR)	W, 85-70
3/5/55	DUKE (5,NR)	W, 87-77

(N1) Norfolk, Va. + Dixie Classic

## 1955-56

### 24-4 overall, 11-3 ACC (t-1st)

#### ACC Tournament Champions

##### Captains: Phil DiNardo

12/1/55	FLORIDA STATE	W, 88-63
12/3/55	PENN STATE	W, 78-42
12/6/55	at Wake Forest (3,NR)	W, 90-81
12/10/55	EASTERN KY. (3,NR)	W, 83-74
12/13/55	at Clemson (2,NR)	W, 100-83
12/14/55	vs. South Carolina (2,NR)	W, 90-65
12/17/55	WEST VIRGINIA (2,15)	W, 92-71
12/21/55	BYU (2,5)	W, 95-81
12/29/55	OREGON STATE (3,NR) +	W, 59-54
12/30/55	WAKE FOREST(3,NR) +	W, 70-58
1/7/56	at Duke (2,11)	L, 68-58
1/12/56	at Maryland (3,NR)	W, 73-64
1/18/56	at North Carolina (3,9)	L, 73-69
1/21/56	WM & MARY (3,NR)	W, 90-71
1/28/56	ST JOHN'S (4,NR)	W, 82-70
1/31/56	VIRGINIA (4,NR)	W, 99-54
2/4/56	CLEMSON (4,NR)	W, 105-88
2/7/56	at Virginia	W, 77-76
2/11/56	SOUTH CAROLINA (4,NR)	W, 95-68
2/14/56	DUKE (5,11)	W, 90-81
2/18/56	MARYLAND (5,NR)	L, 71-62
2/21/56	NORTH CAROLINA (6,9)	W, 79-73
2/25/56	WAKE FOREST* (6,NR)	W, 80-78

#### ACC TOURNAMENT (Raleigh, NC)

3/1/56	CLEMSON (5,NR)	W, 88-84
3/2/56	DUKE (5,11)	W, 91-79
3/3/56	WAKE FOREST (5,20)	W, 86-64

#### NCAA TOURNAMENT

(New York, NY)

3/12/56	vs. Canisius**** (2,NR)	L, 79-78
---------	-------------------------	----------

(N1) Charlotte, N.C. + Dixie Classic

## 1956-57

### 15-11 overall, 7-7 ACC (t-4th)

#### Captains: John Maglio, Cliff Hafer, Nick

##### Pond, Bob Seitz

12/1/56	PITTSBURGH	W, 97-85
12/5/56	at Wake Forest	W, 73-63
12/8/56	PENN STATE	W, 66-60
12/11/56	at Clemson* (8,NR)	L, 96-94
12/12/56	vs. South Carolina (N1)(8,NR),	75-61

12/15/56 vs. George Washington (N1) (8,NR)W, 76-62

12/17/56	EASTERN KY. (8,NR)	W, 90-73
12/20/56	at La Salle (19,NR)	L, 83-76
12/22/56	at West Virginia (19,8)	L, 107-79
12/27/56	IOWA +	W, 84-70
12/28/56	WAKE FOREST +	L, 73-66
12/29/56	DUKE (NR,9)	W, 102-80
1/5/57	at Duke	L, 92-85
1/10/57	FLORIDA STATE	W, 63-58
1/15/57	NORTH CAROLINA (NR,2)	L, 57-83
1/19/57	at Maryland	L, 79-66
1/29/57	vs. Virginia (N2)	W, 80-63
2/2/57	CLEMSON	W, 75-71
2/5/57	VIRGINIA	W, 87-60
2/9/57	SOUTH CAROLINA	W, 98-85
2/12/57	DUKE (NR,17)	W, 79-72
2/16/57	MARYLAND	L, 56-49
2/19/57	at North Carolina (NR,1)	L, 86-57
2/23/57	VILLANOVA	W, 78-64
3/2/57	WAKE FOREST (NR,13)	W, 75-71

#### ACC TOURNAMENT

(Raleigh, NC)

3/7/57	WAKE FOREST (NR,20)	L, 66-57
--------	---------------------	----------

(N1) Charlotte, N.C. (N2) Portsmouth, Va.

+ Dixie Classic

## 1957-58

### 18-6 overall, 10-4 ACC (t-2nd)

#### Captains: Whitney Bell

12/2/57	ATLANTIC CHRISTIAN	W, 72-44
12/5/57	at Wake Forest	W, 62-51
12/7/57	PENN STATE	W, 80-62
12/10/57	at Clemson (12,NR)	L, 63-59
12/11/57	at South Carolina (12,NR)	W, 86-73
12/14/57	EASTERN KY. (12,NR)	W, 78-75
12/19/57	at Villanova (20,NR)	W, 57-56
12/26/57	NORTHWESTERN (13,NR)+W,	71-68
12/27/57	WAKE FOREST (13,NR) +	W, 63-61
12/28/57	NORTH CAROLINA (13,4)	L, 39-30
1/1/58	VIRGINIA (11,NR)	W, 84-70
1/11/58	at Duke** (13,NR)	L, 76-75
1/15/58	at North Carolina* (20,6)	W, 58-57
1/20/58	at Maryland (20,8)	W, 57-48
2/1/58	CLEMSON (10,NR)	W, 56-54
2/4/58	vs. Virginia (9,NR)	W, 61-58
2/8/58	SOUTH CAROLINA	W, 86-55
2/11/58	DUKE (10,8)	L, 65-48
2/15/58	MARYLAND*** (10,9)	W, 69-64
2/18/58	NORTH CAROLINA (9,16)	L, 81-69
2/22/58	LA SALLE (9,NR)	W, 71-62
3/1/58	WAKE FOREST (11,NR)	W, 91-70

#### ACC TOURNAMENT (Raleigh, NC)

3/6/58	SOUTH CAROLINA* (14,NR)W,	66-61
--------	---------------------------	-------

3/7/58	NORTH CAROLINA (14,13)	L, 64-58
--------	------------------------	----------

(N1) Portsmouth, Va. + Dixie Classic

## 1958-59

### 22-4 overall, 12-2 ACC (t-1st)

#### ACC Tournament Champions

##### RS & Tournament

##### Captains: Lou Pucillo

12/1/58	PENN STATE	W, 70-54
12/3/58	at Maryland	W, 55-53
12/6/58	WAKE FOREST**	W, 56-52
12/9/58	at Clemson (5,NR)	W, 56-54
12/17/58	at La Salle (4,NR)	W, 82-66
12/19/58	at Kansas State (4,3)	L, 69-67
12/20/58	at Kansas (4,NR)	W, 66-63
12/29/58	LOUISVILLE* (6,NR) +	W, 67-61
12/30/58	CINCINNATI (5,2) +	W, 69-60
12/31/58	MICHIGAN STATE (5,7)	W, 70-61
1/6/59	VIRGINIA (2,NR)	W, 73-68
1/10/59	at Duke (2,NR)	W, 67-60
1/14/59	NORTH CAROLINA* (1,3)	L, 72-68
1/17/59	at Wake Forest	W, 64-59

#### NORTH-SOUTH DOUBLEHEADER

1/30/59	vs. South Carolina (N1) (6,NR)W,	63-53
1/31/59	vs. Clemson*(N1) (6,NR)	W, 69-54
2/3/59	at Virginia (6,NR)	W, 87-70
2/7/59	SOUTH CAROLINA (6,NR)	W, 72-65
2/10/59	DUKE (6,NR)	W, 80-72
2/14/59	MARYLAND (2,NR)	W, 53-37
2/18/59	at North Carolina (6,1)	L, 74-67

2/21/59 VILLANOVA (6,NR) W, 66-56

2/28/59 EASTERN KY. (7,NR) L, 71-69

#### ACC TOURNAMENT (Raleigh, NC)

3/5/59	SOUTH CAROLINA (10,NR)W,	75-72
3/6/59	VIRGINIA (10,NR)	W, 66-63
3/7/59	NORTH CAROLINA (10,5)	W, 80-56

(N1) Charlotte, N.C. + Dixie Classic

## 1959-60

### 11-15 overall, 5-9 ACC (6th)

#### Captains: Dan Englehardt

12/1/59	PENN STATE	W, 65-53
12/5/59	at Wake Forest	L, 73-59
12/8/59	at South Carolina	L, 71-70
12/11/59	KANSAS STATE	W, 66-59
12/12/59	KANSAS	L, 80-58
12/16/59	vs. Villanova (N1)	L, 68-56
12/19/59	at Georgia Tech	L, 80-53
12/28/59	DAYTON +	L, 36-32
12/29/59	HOLY CROSS +	L, 63-61
12/30/59	MINNESOTA	W, 67-48
1/5/60	at Virginia	L, 53-48
1/9/60	at Duke	L, 47-34
1/13/60	at North Carolina (NR,16)	L, 62-51
1/16/60	WAKE FOREST (NR,13)	W, 51-45
1/18/60	at Maryland	L, 63-53
1/23/60	EASTERN KY.	W, 58-50
1/30/60	CLEMSON	W, 90-69
2/2/60	VIRGINIA	W, 87-53
2/9/60	DUKE	W, 63-53
2/13/60	MARYLAND	W, 48-46
2/17/60	NORTH CAROLINA (NR,19)	L, 66-62

#### NORTH-SOUTH DOUBLEHEADER

2/19/60	vs. South Carolina (N2)	L, 61-52
---------	-------------------------	----------

2/20/60	vs. Clemson (N2)	L, 45-43
---------	------------------	----------

2/26/60	LA SALLE	W, 80-65
---------	----------	----------

#### ACC TOURNAMENT (Raleigh, NC)

3/3/60	MARYLAND	W, 74-58
--------	----------	----------

3/4/60	WAKE FOREST (NR, 18)	L, 71-66
--------	----------------------	----------

(N1) Greensboro, N.C. (N2) Charlotte, N.C.

+ Dixie Classic

## 1960-61

### 16-9 overall, 8-6 ACC (4th)

#### Captains: Stan Nierwiewowski

12/1/60	SOUTHERN ILLINOIS	W, 88-69
12/3/60	GEORGE WASHINGTON	W, 88-68
12/6/60	at Clemson	W, 70-67
12/10/60	THE CITADEL	W, 88-71
12/14/60	WAKE FOREST	L, 68-67
12/17/60	GEORGIA TECH	W, 82-76
12/21/60	at La Salle	W, 71-68

#### DIXIE CLASSIC

12/29/60	VILLANOVA (10,NR)	L, 72-63
----------	-------------------	----------

12/30/60	MARYLAND (10,NR)	W, 75-67
----------	------------------	----------

12/31/60	WAKE FOREST (10,NR)	W, 99-91
----------	---------------------	----------

1/3/61	vs. Virginia(N1)	W, 94-71
--------	------------------	----------

1/7/61	at Duke (NR,8)	L, 81-67
--------	----------------	----------

1/14/61	at Wake Forest	L, 76-66
---------	----------------	----------

1/18/61	NORTH CAROLINA (NR,6)	L, 97-66
---------	-----------------------	----------

1/21/61	at Maryland	L, 75-57
---------	-------------	----------

1/28/61	SOUTH CAROLINA	W, 106-79
---------	----------------	-----------

1/31/61	vs. Virginia(N2)	W, 91-58
---------	------------------	----------

2/4/61	at West Virginia	L, 86-78
--------	------------------	----------

2/7/61	DUKE (NR,3)	W, 61-59
--------	-------------	----------

2/13/61	MARYLAND	W, 83-66
---------	----------	----------

2/15/61	at North Carolina (NR,7)	L, 62-56
---------	--------------------------	----------

#### NORTH-SOUTH DOUBLEHEADER

2/17/61	vs. Clemson(N3)	W, 63-53
---------	-----------------	----------

2/18/61	vs. South Carolina(N3)	W, 69-54
---------	------------------------	----------

2/23/61	VILLANOVA	W, 78-65
---------	-----------	----------

#### ACC TOURNAMENT (Raleigh, NC)

3/2/61	SOUTH CAROLINA	L, 80-78
--------	----------------	----------

(N1) Portsmouth, Va. (N2) Greensboro, N.C.

(N3) Charlotte, N.C.

## 1961-62

### 11-6 overall, 10-4 ACC (3rd)

#### Captains: Russ Marvel

12/2/61	TENNESSEE	W, 71-64
12/5/61	at Wake Forest (NR,3)	L, 77-65
12/12/61	at Maryland*	W, 73-68
1/6/62	at Duke (NR,8)	W, 61-60
1/13/62	at South Carolina	L, 62-56

1/17/62 at North Carolina L, 66-56

1/20/62 MARYLAND W, 68-61

1/27/62 CLEMSON W, 80-64

1/30/62 VIRGINIA W, 99-72

2/3/62 vs. West Virginia (N1) L, 82-81

2/6/62 DUKE (NR,5) W, 71-55

2/7



## PRESS MARAVICH ERA (38-13)

**1964-65**  
21-5 overall, 10-4 ACC (t-2nd)  
ACC Tournament Champions  
Captains: Larry Lakins, Pete Coker, Tommy Mattocks

12/1/64	FURMAN	W, 73-60
12/5/64	at Wake Forest	L, 86-80
12/8/64	at Maryland	W, 63-62
12/11/64	USC	W, 67-59
12/12/64	USC	W, 78-69
12/17/64	at Fordham	W, 65-64
1/2/64	YALE	W, 91-66
1/4/65	SOUTH CAROLINA	W, 68-49
1/6/65	at Virginia	W, 73-67
1/13/65	at North Carolina	W, 65-62
1/16/65	MARYLAND	W, 73-67
1/25/65	CENTENARY	W, 79-64
1/30/65	VIRGINIA	W, 92-69
2/3/65	DUKE (NR,6)	L, 84-74
2/6/65	at Clemson	W, 78-74
2/9/65	at Duke* (NR,6)	L, 78-67
2/13/65	GEORGIA TECH	W, 97-68
2/17/65	NORTH CAROLINA	L, 69-68

NORTH-SOUTH DOUBLEHEADER		
2/19/65	vs. Clemson	W, 62-61
2/20/65	vs. South Carolina	W, 71-58
2/27/65	WAKE FOREST	W, 87-81

ACC TOURNAMENT (Raleigh, NC)		
3/4/65	VIRGINIA	W, 106-69
3/5/65	MARYLAND	W, 76-67
3/6/65	DUKE (NR,8)	W, 91-85

NCAA EASTERN REGIONAL (College Park, MD)		
3/12/65	vs. Princeton	L, 66-48

3/13/65	vs. St. Joseph's (Cons)	W, 103-81
(N1) Greensboro, N.C. (N2) Charlotte, N.C.		
† — Everett Case retired after 2 games 1-1		

**1965-66**  
18-9 overall, 9-5 ACC (2nd)  
Captains: Tommy Mattocks, Pete Coker

12/1/65	GEORGIA	W, 92-76
12/7/65	at Maryland	L, 59-48
12/14/65	at Virginia	W, 98-87
12/18/65	at Georgia	W, 78-71
12/20/65	at Georgia Tech	W, 93-69
12/27/65	PENN STATE	L, 70-69
12/30/65	WEST VIRGINIA	W, 94-77
12/31/65	UTAH	L, 85-72
1/5/66	at South Carolina	W, 55-54
1/8/66	VIRGINIA	W, 86-69
1/13/66	at North Carolina	L, 83-75
1/15/66	MARYLAND*	W, 60-58
1/26/66	at Tennessee	L, 65-54
1/29/66	at Duke (NR,1)	L, 84-77
2/2/66	FORDHAM	W, 83-77
2/5/66	CLEMSON	W, 76-58
2/10/66	DUKE (NR,2)	L, 78-74
2/12/66	GEORGIA TECH	W, 102-93
2/15/66	NORTH CAROLINA	W, 87-77

NORTH-SOUTH DOUBLEHEADER		
2/18/66	vs. South Carolina (N1)	W, 68-63
2/19/66	vs. Clemson (N1)*	L, 76-74*
2/21/66	FURMAN	W, 130-77
2/21/66	at Wake Forest	W, 101-75
2/26/66	WAKE FOREST	W, 121-100

ACC TOURNAMENT (Raleigh, NC)		
3/3/66	VIRGINIA	W, 86-77
3/4/66	SOUTH CAROLINA	W, 75-62
3/5/66	DUKE (NR,3)	L, 71-66
(N1) Charlotte, N.C.		

## NORM SLOAN ERA (266-127)

**1966-67**  
7-19 overall, 2-12 ACC (8th)  
Captains: Game Captains

12/1/66	VMI	W, 67-58
12/3/66	WAKE FOREST	L, 87-67
12/7/66	MARYLAND	L, 54-38
12/10/66	TULANE	W, 85-58
12/16/66	at Loyola (LA)	L, 60-53
12/17/66	at Southern Calif.	L, 71-55
12/21/66	at Utah	L, 86-76
12/29/66	PITTSBURGH^	W, 80-52
12/30/66	SOUTH CAROLINA^	W, 76-73
1/4/67	vs. Fordham (N1)	L, 65-63
1/7/67	at Maryland	L, 60-55
1/11/67	at North Carolina (NR,5)	L, 79-78
1/14/67	at Georgia Tech	L, 102-85
1/28/67	at Duke	L, 99-60
1/30/67	VIRGINIA	L, 83-70
2/4/67	at Clemson	L, 80-60
2/8/67	DUKE	L, 69-65
2/11/67	at Virginia	W, 70-59
2/14/67	NORTH CAROLINA (NR,4)	L, 77-60

NORTH-SOUTH DOUBLEHEADER		
2/17/67	vs. Clemson (N2)	L, 62-50
2/18/67	vs. South Carolina (N2) *	L, 65-62
2/22/67	GEORGIA TECH	W, 65-61
2/25/67	at Wake Forest*	W, 64-59
3/1/67	vs. Tennessee* (NR,8) (N1)	L, 65-62
3/4/67	SOUTH CAROLINA	L, 59-54

ACC TOURNAMENT (Raleigh, NC)		
3/9/67	NORTH CAROLINA (NR,4)	L, 56-53
(N1) Greensboro, N.C. (N2) Charlotte, N.C.		
^ Triangle Classic		

**1967-68**  
16-10 overall, 9-5 ACC (t-3rd)  
Captains: Eddie Biedenbach, Bill Kretzer

12/2/67	at Wake Forest	W, 79-63
12/6/67	at Maryland	W, 75-62
12/13/67	WILLIAM & MARY	W, 88-73
12/16/67	INDIANA* (NR,9)	L, 101-97
BOSTON GARDENS INVITATIONAL		
12/20/67	vs. Boston Coll. (NR,8) (N1)	L, 72-55
12/21/67	vs. La Salle (N1)	L, 68-63
12/28/67	ARMY^	W, 75-60
12/29/67	GEORGIA^	L, 62-56
1/2/68	ATLANTIC CHRISTIAN	W, 111-52
1/6/68	MARYLAND	W, 68-52
1/10/68	NORTH CAROLINA (NR,3)	L, 68-66
1/20/68	East Carolina	W, 83-67
1/22/68	at Jacksonville	W, 69-52
1/27/68	at Duke	L, 82-76
1/29/68	at Virginia	W, 79-77
2/3/68	CLEMSON	W, 78-66
2/10/68	VIRGINIA	W, 91-63
2/12/68	at North Carolina (NR,3)	L, 96-84

NORTH-SOUTH DOUBLEHEADER		
2/16/68	vs. South Carolina (N2)	W, 72-59
2/17/68	vs. Clemson (N2)	W, 69-67
2/24/68	WAKE FOREST	L, 72-66
2/28/68	DUKE (NR,10)	L, 71-61
3/2/68	at South Carolina	W, 55-54
ACC TOURNAMENT (Charlotte, NC)		
3/7/68	vs. Maryland	W, 63-54
3/8/68	vs. Duke (NR,6)	W, 12-10
3/9/68	vs. North Carolina (NR,5)	L, 87-50
(N1) Boston, Mass. (N2) Charlotte, N.C.		
^ Triangle Classic		

**1968-69**  
15-10 overall, 8-6 ACC (t-3rd)  
Captains: Dick Braucher, Joe Serdich

12/2/68	ATLANTIC CHRISTIAN	W, 82-75
12/5/68	at New York University	W, 61-49
12/14/68	at Indiana	L, 77-62

VANDERBILT TOURNAMENT		
12/20/68	vs. Kansas State (N1)	L, 66-54
12/21/68	vs. Rice (N1)	W, 69-58
12/27/68	NAVY ^	W, 86-49
12/28/68	WAKE FOREST ^	W, 69-67
12/30/68	vs. Vanderbilt (N2)	L, 65-59
1/3/69	vs. Maryland (N2)	W, 95-80
1/4/69	vs. Virginia (N2)	W, 85-69
1/8/69	at North Carolina (NR,2)	L, 83-63
1/11/69	WAKE FOREST	L, 88-79
1/18/69	JACKSONVILLE	W, 76-72
1/25/69	at Duke	W, 77-74
1/28/69	at The Citadel	W, 84-65
2/1/69	at Clemson	L, 78-77
2/5/69	at Maryland	W, 86-81
2/8/69	VIRGINIA	W, 66-62
2/10/69	NORTH CAROLINA (NR,2)	L, 85-62
NORTH-SOUTH DOUBLEHEADER		
2/14/69	vs. Clemson (N3)	W, 84-74
2/15/69	vs. South Carolina (N3)	W, 67-64
2/20/69	vs. Wake Forest (N3)	L, 52-49
2/26/69	DUKE	W, 88-73
3/1/69	SOUTH CAROLINA (NR, 8)	W, 67-64
ACC TOURNAMENT (Raleigh, NC)		
3/6/69	WAKE FOREST	L, 81-73
(N1) Nashville, Tenn. (N2) Greensboro, N.C.		
(N3) Charlotte, N.C. ^ Triangle Classic		

**1969-70**  
23-7 overall, 9-5 ACC (t-2nd)  
ACC Tournament Champions  
Captains: Vann Williford, Rich Anheuser

12/1/69	at William & Mary	W, 93-84
12/6/69	THE CITADEL	W, 105-59
12/8/69	ATLANTIC CHRISTIAN	W, 139-78
12/13/69	at Virginia Tech	W, 78-63
12/17/69	AUBURN	W, 76-69
12/22/69	at Vanderbilt	W, 76-70

LAFAYETTE CAGE CLASSIC		
12/26/69	vs. Alabama (N1)	W, 75-51
12/27/69	vs. Northwestern (N1)	W, 98-75
1/2/70	vs. Maryland (N2) (15, NR)	W, 92-57
1/3/70	vs. Virginia (N2) (15, NR)	W, 71-60
1/7/70	NORTH CAROLINA (10,4)	L, 78-69
1/10/70	at Wake Forest (10, NR)	W, 75-72
1/15/70	EAST CAROLINA (11, NR)	W, 100-81
1/24/70	at Duke (10, 16)	W, 77-76
1/26/70	AMERICAN (10, NR)	W, 107-67
1/31/70	CLEMSON (8, NR)	W, 119-87
2/4/70	MARYLAND (5, NR)	W, 64-54
2/7/70	at Virginia (5, NR)	W, 71-66
2/9/70	at North Carolina (5, 7)	L, 88-86

NORTH-SOUTH DOUBLEHEADER		
2/13/70	vs. Georgia Tech (N3) (5, NR)	L, 89-77
2/14/70	vs. Clemson (N3) (5, NR)	W, 102-84
2/18/70	SOUTH CAROLINA (12,4)	L, 71-69
2/21/70	WAKE FOREST (12, NR)	W, 104-86
2/25/70	DUKE (14, NR)	L, 71-69
2/28/70	at South Carolina (14,4)	L, 85-69
ACC TOURNAMENT (Charlotte, NC)		
3/5/70	vs. Maryland (19, NR)	W, 67-57
3/6/70	vs. Virginia (19, NR)	W, 67-66
3/7/70	vs. South Carolina ** (19,3)	W, 42-39

NCAA EASTERN REGIONAL (Columbia, SC)		
3/13/70	vs. St. Bonaventure	L, 80-68
3/14/70	vs. Niagara (Cons.)	W, 108-88
(N1) Fayetteville, N.C. (N2) Greensboro, N.C.		
(N3) Charlotte, N.C.		

**1970-71**  
13-14 overall, 5-9 ACC (t-6th)  
Captains: Al Heartley

12/1/70	ATLANTIC CHRISTIAN	W, 104-74
12/5/70	at Auburn	L, 98-51
12/7/70	at Georgia	L, 87-78
12/12/70	VIRGINIA TECH *	W, 94-87

BIG FOUR TOURNAMENT		
---------------------	--	--

12/18/70	vs. North Carolina (N1) (NR,20)	W, 82-70
12/19/70	vs. Wake Forest (N1)	W, 73-70
12/22/70	vs. Davidson (N2)	W, 77-64
12/29/70	SANTA CLARA	W, 82-79
1/6/71	at Maryland	W, 83-81
1/9/71	WAKE FOREST	L, 83-76
1/13/71	at Duke	W, 93-89
1/18/71	at Clemson	L, 59-50
1/22/71	at Pittsburgh	L, 89-75
1/27/71	WEST VIRGINIA *	W, 100-98
2/3/71	MARYLAND	W, 71-61
2/6/71	at Virginia	L, 79-53
2/8/71	NORTH CAROLINA (NR, 8)	L, 65-63
NORTH-SOUTH DOUBLEHEADER		
2/12/71	vs. Clemson* (N2)	W, 64-57
2/20/71	vs. Georgia Tech (N2)	L, 73-66
2/17/71	at South Carolina (NR, 7)	L, 79-63
2/20/71	at Wake Forest	L, 89-85
2/27/71	VIRGINIA	W, 97-77
2/24/71	DUKE	L, 82-78
2/27/71	SOUTH CAROLINA (NR, 7)	L, 82-69
3/3/71	at North Carolina (NR, 12)	L, 97-81
ACC TOURNAMENT (Greensboro, NC)		
3/11/71	vs. Duke (NR,19)	W, 68-51
3/12/71	South Carolina (NR,6)	L, 69-56
(N1) Greensboro, N.C. (N2) Charlotte, N.C.		

**1971-72**  
16-10 overall, 6-6 ACC (t-4th)  
Captains: Paul Coder

12/1/71	ATLANTIC CHRISTIAN	W, 113-75
12/4/71	GEORGIA	W, 92-81
12/6/71	at West Virginia	L, 87-75
12/10/71	PURDUE (20, NR)	W, 84-71

BIG FOUR TOURNAMENT		
12/17/71	vs. Duke (N1)	W, 67-62
12/18/71	vs. North Carolina (N1) (NR, 4)	L, 99-68
12/21/71	DAVIDSON	W, 79-67

GATOR BOWL TOURNAMENT		
12/28/71	vs. Illinois (N2)	L, 84-72
12/29/71	vs. Columbia (N2)	W, 76-48
1/2/72	VIRGINIA (NR,9)	L, 84-73
1/5/72	at Maryland (NR, 12)	L, 83-70
1/12/72	DUKE	W, 85-58
1/17/72	CLEMSON	W, 58-46
1/22/72	PITTSBURGH	W, 80-73
1/28/72	LEHIGH	W, 97-64
1/31/72	MARYLAND (NR, 18)	L, 66-65
2/5/72	at Virginia (NR,7)	L, 69-68
2/7/72	at North Carolina (NR,4)	L, 101-78

NORTH-SOUTH DOUBLEHEADER		
2/11/72	vs. Georgia Tech (N3)	W, 87-70
2/12/72	vs. Clemson (N3)	W, 74-59
2/19/72	WAKE FOREST	W, 84-76
2/23/72	at Duke *	L, 74-73
2/26/72	EAST CAROLINA	W, 92-57
2/29/72	NORTH CAROLINA (NR,3)	W, 85-84
3/4/72	at Wake Forest	W, 86-78

ACC TOURNAMENT (Greensboro, NC)		
3/9/72	vs. Duke	L, 73-60
(N1) Greensboro, N.C. (N2) Jacksonville, Fla.		
(N3) Charlotte, N.C.		

# YEAR-BY-YEAR RESULTS /// WOLFPACK RECORDS

## 1972-73

### 27-0 overall, 12-0 ACC (1st)

#### ACC Tournament Champions

##### Captains: Game Captains

11/27/72	APPALACHIAN ST. (8,NR)	W, 130-53
12/1/72	ATLANTIC CHRIST. (8,NR)	W, 110-40
12/4/72	GA. SOUTHERN (8,NR)	W, 144-100
12/8/72	SOUTH FLORIDA (6,NR)	W, 125-88
BIG FOUR TOURNAMENT		
12/15/72	vs. Wake Forest (N1) (6,NR)	W, 88-83
12/16/72	vs. North Carolina (N1) (6,11)	W, 68-61
12/19/72	vs. Davidson (N2) (4,NR)	W, 103-90
12/23/72	at Georgia (4,NR)	W, 97-83
1/6/73	at Virginia (4,NR)	W, 68-61
1/10/73	DUKE (3,NR)	W, 94-87
1/12/73	LEHIGH (3,NR)	W, 115-53
1/14/73	at Maryland (3,2)	W, 87-85
1/20/73	at Clemson (2,NR)	W, 86-76
1/27/73	at Furman (2,NR)	W, 98-73
1/31/73	MARYLAND (2,3)	W, 89-78
2/3/73	VIRGINIA (2,NR)	W, 64-59
2/5/73	NORTH CAROLINA (2,8)	W, 76-73
NORTH-SOUTH DOUBLEHEADER		
2/9/73	vs. Clemson (N2) (2,NR)	W, 68-61
2/10/73	vs. Ga. Tech (N2) (2,NR)	W, 118-94
2/13/73	EAST CAROLINA (2,NR)	W, 105-70
2/17/73	at Wake Forest (2,NR)	W, 81-59
2/21/73	at Duke (2,NR)	W, 74-50
2/24/73	CHARLOTTE (2,NR)	W, 100-64
2/27/73	NORTH CAROLINA (2,7)	W, 82-78
3/3/73	WAKE FOREST (2,NR)	W, 100-77
ACC TOURNAMENT (Greensboro, NC)		
3/9/73	vs. Virginia (2,NR)	W, 63-51
3/10/73	vs. Maryland (2,10)	W, 76-74
(N1)	Greensboro, N.C. (N2) Charlotte, N.C.	

## 1973-74

### 30-1 overall, 12-0 ACC (1st)

#### National Champions

#### ACC Tournament Champions

##### Captains: Game Captains

12/5/73	EAST CAROLINA (2,NR)	W, 79-47
12/7/73	VERMONT (2,NR)	W, 97-42
12/15/73	vs. UCLA (2,1) (N1)	L, 84-66
12/18/73	GEORGIA (5,NR)	W, 94-60
SUGAR BOWL TOURNAMENT		
12/28/73	vs. Villanova (N2) (5,NR)	W, 97-82
12/29/73	vs. Memphis St. (N2) (5,18)	W, 98-83
BIG FOUR TOURNAMENT		
1/4/74	vs. North Carolina (N3) (5,4)	W, 78-77
1/5/74	vs. Wake Forest (N3) (5,NR)	W, 91-73
1/12/74	CLEMSON (4,NR)	W, 96-68
1/13/74	MARYLAND (4,3)	W, 80-74
1/17/74	at Virginia (3,NR)	W, 90-70
1/19/74	CHARLOTTE (3,NR)	W, 104-72
1/22/74	at North Carolina (3,4)	W, 83-80
1/26/74	at Purdue (3,NR)	W, 86-81
1/30/74	at Maryland (2,6)	W, 86-80
2/2/74	VIRGINIA (2,NR)	W, 105-93
2/4/74	at Duke (2,NR)	W, 92-78
NORTH-SOUTH DOUBLEHEADER		
2/8/74	vs. Ga. Tech (N4) (2,NR)	W, 98-54
2/9/74	vs. Furman (N4) (2,NR)	W, 111-91
2/13/74	DAVIDSON (2,NR)	W, 105-78
2/16/74	WAKE FOREST (2,NR)	W, 111-96
2/20/74	DUKE (1, NR)	W, 113-87
2/23/74	at Clemson (1,NR)	W, 80-75
2/26/74	NORTH CAROLINA (1,4)	W, 83-72
3/2/74	WAKE FOREST (1,NR)	W, 72-63
ACC TOURNAMENT (Greensboro, NC)		
3/8/74	vs. Virginia (1,NR)	W, 87-66
3/9/74	vs. Maryland* (1,5)	W, 103-100
NCAA EASTERN REGIONAL (Raleigh, NC)		
3/14/74	PROVIDENCE (1,5)	W, 92-78
3/16/74	PITTSBURGH (1,13)	W, 100-72
NCAA CHAMPIONSHIP (Greensboro, NC)		
3/23/74	vs. UCLA** (1,2)	W, 80-77
3/25/74	vs. Marquette (1,3)	W, 76-64
(N1)	St. Louis, Mo. (N2) New Orleans, La.	
(N3)	Greensboro, N.C. (N4) Charlotte, N.C.	

## 1974-75

### 22-6 overall, 8-4 ACC (t-2nd)

#### Captains: Game Captains

11/30/74	EAST CAROLINA (1,NR)	W, 98-81
12/3/74	at UNC-Asheville (1,NR)	W, 111-68
12/5/74	BUFFALO STATE (1,NR)	W, 144-88
12/7/74	VIRGINIA (1, NR)	W, 101-72
12/14/74	vs. Oregon St. (N1) (1,NR)	W, 86-73
12/21/74	vs. Davidson (N2) (1,NR)	W, 95-79
12/27/74	KENT STATE (1,NR)	W, 99-61
12/28/74	PITTSBURGH (1,NR)	W, 86-70
BIG FOUR TOURNAMENT		
1/3/75	vs. Wake Forest (1,NR) (N1)	L, 83-78
1/4/75	vs. North Carolina (1,8) (N1)	W, 82-67
1/9/75	WEST. CAROLINA (4,NR)	W, 119-61
1/16/75	at Maryland (4,5)	L, 103-85
1/18/75	NORTH CAROLINA* (4,14)	W, 88-85
1/25/75	WAKE FOREST (5,NR)	W, 106-80
1/27/75	at Duke (5,NR)	W, 95-71
2/1/75	MARYLAND (2,8)	L, 98-97
2/4/75	CLEMSON (6,16)	W, 92-89
NORTH-SOUTH DOUBLEHEADER		
2/7/75	vs. Ga. Tech (N2) (6,NR)	W, 101-66
2/8/75	vs. Furman (N2) (6,NR)	W, 102-87
2/12/75	at Virginia (5,NR)	W, 59-46
2/15/75	at Wake Forest (5,NR)	W, 89-87
2/19/75	DUKE (4,NR)	W, 92-78
2/22/75	at Clemson (4,16)	L, 92-70
2/25/75	at North Carolina (7,14)	L, 76-74
3/1/75	UNC CHARLOTTE (7,NR)	W, 103-80
ACC TOURNAMENT (Greensboro, NC)		
3/6/75	vs. Virginia (8,NR)	W, 91-85
3/7/75	vs. Maryland (8,2)	W, 87-85
3/8/75	vs. North Carolina (8,12)	L, 70-66
(N1)	Greensboro, N.C. (N2) Charlotte, N.C.	

## 1975-76

### 21-9 overall, 7-5 ACC (t-2nd)

#### Captain: Kenny Carr

11/29/75	THE CITADEL (13,NR)	W, 108-75
12/3/75	EAST CAROLINA (13,NR)	W, 117-81
12/6/75	at UNC Asheville	W, 111-60
12/13/75	WEST. CAROLINA (13,NR)	W, 109-94
12/20/75	vs. Michigan St. (N1) (9,NR)	W, 95-75
12/26/75	WESTERN KY. (9,NR)	W, 110-98
12/27/75	AUBURN (9,NR)	W, 79-74
BIG FOUR TOURNAMENT		
1/2/76	vs. Duke (9,NR)	W, 104-95
1/3/76	vs. Wake Forest (9,NR)	L, 93-78
1/7/76	APPALACHIAN ST. (11,NR)	W, 82-51
1/10/76	ROLLINS (11,NR)	W, 79-75
1/14/76	MARYLAND (13,2)	L, 87-69
1/16/76	VIRGINIA (13,NR)	W, 78-71
1/18/76	at North Carolina (13,7)	W, 68-67
1/24/76	DUKE (11,NR)	W, 106-101
1/28/76	at Maryland (8,7)	L, 102-84
1/31/76	at Virginia (8,NR)	W, 75-73
2/3/76	CLEMSON (10,NR)	W, 97-89
NORTH-SOUTH DOUBLEHEADER		
2/6/76	vs. Furman (N2) (10,NR)	W, 102-76
2/7/76	vs. Ga. Tech (N2) (10,NR)	L, 78-67
2/11/76	UNC CHARLOTTE (12,NR)	W, 67-64
2/14/76	WAKE FOREST (12,NR)	W, 87-85
2/18/76	at Duke* (12,NR)	W, 96-95
2/21/76	at Clemson (12,NR)	L, 103-90
2/24/76	NORTH CAROLINA (15,4)	L, 91-79
2/28/76	at Wake Forest (15,NR)	L, 98-96
ACC TOURNAMENT (Landover, MD)		
3/4/76	vs. Virginia (17,NR)	L, 75-63
NIT (New York, NY)		
3/15/76	vs. Holy Cross	W, 78-68
3/18/76	vs. UNC Charlotte	L, 80-79
3/21/76	vs. Providence	W, 74-69
(N1)	Greensboro, N.C. (N2) Charlotte, N.C.	

## 1976-77

### 17-11 overall, 6-6 ACC (5th)

#### Captain: Kenny Carr

BIG FOUR TOURNAMENT		
11/26/76	vs. No. Carolina (N1) (15,3)	L, 78-66
11/27/76	vs. Duke (N1) (15,NR)	L, 84-82
12/4/76	PENN STATE	W, 87-61
12/8/76	APPALACHIAN STATE	W, 70-49

12/11/76	NEVADA	W, 83-70
12/20/76	at Michigan State	L, 78-60
12/22/76	Oregon State	L, 71-61
12/29/76	RICE	W, 93-72
12/30/76	EAST CAROLINA	W, 92-69
1/3/77	NORTH CAROLINA A&T	W, 107-46
1/6/77	WESTERN CAROLINA	W, 107-49
1/9/77	at Maryland (NR,15)	L, 87-80
1/15/77	at Virginia	W, 80-66
1/19/77	NORTH CAROLINA (NR,4)	W, 75-73
1/22/77	at Duke	W, 79-78
1/27/77	MARYLAND	L, 75-73
1/29/77	VIRGINIA	W, 73-57
2/1/77	at Clemson (NR,16)	L, 60-59
NORTH-SOUTH DOUBLEHEADER		
2/4/77	vs. Furman (N2)	W, 98-91
2/5/77	vs. Georgia Tech (N2)	W, 81-71
2/9/77	DAVIDSON	W, 67-55
2/12/77	at Wake Forest (NR,4)	L, 84-77
2/16/77	DUKE	W, 92-74
2/23/77	at North Carolina (NR,9)	L, 90-73
2/26/77	WAKE FOREST (NR,11)	W, 91-85
2/29/77	CLEMSON (NR,19)	L, 68-66
ACC TOURNAMENT (Greensboro, NC)		
3/3/77	vs. Maryland	W, 82-72
3/4/77	vs. North Carolina (NR,6)	L, 70-56
(N1)	Greensboro, N.C. (N2) Charlotte, N.C.	

## 1977-78

### 21-10 overall, 7-5 ACC (3rd)

#### Captains: Game Captains

11/26/77	APPALACHIAN STATE	W, 97-79
11/28/77	GEORGIA SOUTHERN	W, 98-80
BIG FOUR TOURNAMENT		
12/2/77	vs. Wake Forest (NR,18)	W, 79-77
12/3/77	vs. North Carolina (NR,2)	L, 87-82
12/7/77	DAVIDSON	W, 104-94
12/10/77	at Penn State	W, 79-60
12/17/77	EAST CAROLINA	W, 106-80
12/28/77	ST JOSEPH'S	W, 70-61
12/29/77	DUQUESNE	W, 105-80
1/4/78	BISCAYNE	W, 76-42
1/7/78	DUKE	W, 74-50
1/11/78	MARYLAND (16,NR)	W, 88-82
1/14/78	VIRGINIA (16,15)	L, 74-68
1/18/78	at North Carolina (NR,5)	L, 69-64
1/21/78	IONA	W, 99-72
1/25/78	at Maryland	W, 80-73
1/28/78	at Virginia* (NR,18)	L, 81-73
1/31/78	CLEMSON	W, 73-69
NORTH-SOUTH DOUBLEHEADER		
2/3/78	vs. Virginia Tech (N2)	W, 83-68
2/4/78	vs. Furman	L, 68-67
2/11/78	WAKE FOREST (NR,14)	W, 88-77
2/15/78	at Duke (NR,20)	L, 76-64
2/18/78	at Clemson	W, 72-65
2/21/78	at Notre Dame (NR,9)	L, 70-59
2/23/78	NORTH CAROLINA	W, 72-67
2/25/78	at Wake Forest	L, 87-81
ACC TOURNAMENT (Greensboro, NC)		
3/1/78	Maryland***	L, 109-108
NIT (New York, NY)		
3/10/78	SOUTH CAROLINA	W, 82-70
3/14/78	DETROIT (NR,18)	W, 84-77
3/19/78	vs. Georgetown*	W, 86-85
3/21/78	vs. Texas (NR,17)	L, 101-93
(N1)	Greensboro, N.C. (N2) Charlotte, N.C.	

## 1978-79

### 18-12 overall, 3-9 ACC (t-6th)

#### Captains: Game Captains

ALASKA SHOOTOUT		
11/24/78	vs. Texas A&M (N1) (12,NR)	W, 81-65
11/25/78	vs. Pepperdine (N1) (12,NR)	W, 91-63
11/26/78	vs. Louisville (N1) (12,4)	W, 72-66
BIG FOUR TOURNAMENT		
12/1/78	vs. Duke (N2) (6,1)	L, 65-63
12/2/78	vs. Wake Forest (N2) (6,NR)	W, 77-70
12/6/78	DAVIDSON (8,NR)	W, 77-70
12/9/78	CAMPBELL (8,NR)	W, 108-83
12/16/78	UNC WILMINGTON (7,NR)	W, 75-51

12/20/78	at Maryland (4,NR)	L, 124-110
12/29/78	PENN STATE (9,NR)	W, 80-58
1/2/79	APPALACHIAN ST. (9,NR)	W, 58-50
1/5/79	TULANE (8,NR)	W, 104-58
1/6/79	LONG BEACH ST. (8,15)	W, 100-73
1/10/79	MARYLAND** (8,NR)	L, 82-81
1/13/79	at Virginia (8,NR)	L, 67-62
1/17/79	NORTH CAROLINA (14,2)	L, 70-69
1/21/79	DUKE (14,8)	L, 75-69
1/23/79	EAST CAROLINA (20,NR)	W, 104-88
1/27/79	VIRGINIA (20,NR)	W, 87-67
1/30/79	at Clemson	L, 85-72
NORTH-SOUTH DOUBLEHEADER		
2/2/79	vs. Virginia Tech (N3)	W, 97-88
2/3/79	vs. Furman (N3)	W, 73-53
2/7/79	NOTRE DAME (NR,1)	L, 53-52
2/10/79	WAKE FOREST	L, 60-56
2/14/79	at Duke (NR,5)	L, 66-48
2/17/79	CLEMSON	W, 83-58
2/22/79	at North Carolina (NR,4)	L, 71-56
2/24/79	WAKE FOREST	W, 90-66
ACC TOURNAMENT (Greensboro, NC)		
3/1/79	vs. Virginia	W, 82-78
3/2/79	vs. Duke (NR,5)	L, 62-59

(N1) Anchorage, Ak. (N2) Greensboro, N.C.

(N3) Charlotte, N.C.

## 1979-80

### 20-8 overall, 9-5 ACC (t-2nd)

#### Captains: Hawkeye Whitney, Clyde Austin

BIG FOUR TOURNAMENT		
11/30/79	vs. No. Carolina (N1) (NR,6)	L, 97-84
12/1/79	vs. Wake Forest (N1)	W, 70-65
12/6/79	APPALACHIAN STATE	W, 59-53
12/9/79	ST. AUGUSTINE	W, 107-59
12/17/79	at Nevada	W, 82-66
12/19/79	CAMPBELL	W, 100-71
12/29/79	at Georgia Tech	W, 73-62
1/2/80	EAST CAROLINA	W, 63-68
1/5/80	TOWSON	W, 95-63
1/10/80	MARYLAND	W, 67-62
1/12/80	VIRGINIA (NR,8)	W, 64-56
1/16/80	at North Carolina (16,9)	L, 67-64
1/19/80	DUKE (16,5)	L, 67-56
1/23/80	at Maryland	L, 66-62
1/26/80	at Virginia (NR,17)	L, 49-47
1/29/80	CLEMSON (NR,16)	W, 80-67
NORTH-SOUTH DOUBLEHEADER		
2/1/80	vs. Furman (N2)	W, 76-56
2/2/80	vs. The Citadel (N2)	W, 57-35
2/6/80	GEORGIA TECH	W, 60-49
2/9/80	at Notre Dame (NR,9)	W, 63-55
2/11/80	WAKE FOREST	W, 52-40
2/13/80	DUKE (NR,16)	W, 76-59
2/16/80	at Clemson (NR,10)	L, 78-70
2/20/80	NORTH CAROLINA (NR,8)	W, 63-50
2/23/80	at Wake Forest	W, 44-41
ACC TOURNAMENT (Greensboro, NC)		
2/28/80	vs. Duke (19,NR)	L, 68-62
NCAA EAST REGIONAL (Greensboro, NC)		
3/8/80	vs. Iowa	L, 77-64
(N1) Greensboro, N.C. (N2) Charlotte, N.C.		

## JIM VALVANO ERA (209-114)

### 1980-81

#### 14-13 overall, 4-10 ACC (7th)

##### Captains: Game Captains

11/29/80	UNC WILMINGTON	W, 83-59
12/1/80	DAVIDSON	W, 89-72
BIG FOUR TOURNAMENT		
12/5/80	vs. Wake Forest (N1)	L, 87-57
12/6/80	vs. Duke (N1)	W, 74-60
12/13/80	CAMPBELL	W, 82-56
12/17/80	APPALACHIAN ST.	W, 71-47
12/20/80	at Maryland (NR,4)	L, 82-75
ECAC HOLIDAY FESTIVAL		
12/26/80	vs. Iona (N2)	W, 61-58
12/27/80	vs. St. John's (N2)	W, 64-55
1/3/81	at Clemson	L, 76-68
1/7/81	at Virginia (NR,3)	L, 63-55
1/10/81	GEORGIA TECH	W, 93-68
1/14/81	at North Carolina (NR,17)	L, 73-70
1/17/81	at Wake Forest (NR,5)	L, 60-52
1/21/81	DUKE	L, 56-47
1/24/81	EAST CAROLINA	W, 77-52
1/28/81	at Georgia Tech	W, 70-55
1/31/81	NORTH CAROLINA (NR,12)	L, 57-54
2/4/81	CLEMSON	L, 82-76

#### NORTH-SOUTH DOUBLEHEADER

2/6/81	vs. Furman (N3)	W, 77-60
2/7/81	vs. St. Joseph's (N3)	W, 47-42
2/11/81	VIRGINIA (NR,1)	L, 51-46
2/14/81	NOTRE DAME (NR,12)	L, 71-55
2/19/81	at Duke	W, 52-51
2/25/81	MARYLAND (NR,17)	L, 76-72
2/28/81	WAKE FOREST (NR,12)	W, 66-65

#### ACC TOURNAMENT (Landover, Md.)

3/5/81	vs. North Carolina (NR,12)	L, 59-54
(N1)	Greensboro, N.C.	(N2) New York, N.Y.
(N3)	Charlotte, N.C.	

### 1981-82

#### 22-10 overall, 7-7 ACC (4th)

##### Captains: Game Captains

11/28/81	CAMPBELL	W, 68-53
11/30/81	vs. Davidson (N1)	W, 76-55
12/2/81	ST FRANCIS (Pa.)	W, 89-56
12/5/81	ST PETER'S	W, 44-33
12/9/81	APPALACHIAN STATE	W, 66-38
12/12/81	MARYLAND	W, 74-53
12/19/81	UNC-WILMINGTON	W, 77-43

#### RAINBOW CLASSIC

12/27/81	vs. Michigan State (N2)	W, 67-46
12/29/81	vs. Wichita State (N2)(NR,3)	W, 60-48
12/30/81	vs. Rice (N2) (20,NR)	L, 51-47
1/2/82	CLEMSON (20,NR)	W, 75-59
1/4/82	SOUTHERN MISS (15,NR)	W, 46-45
1/9/82	at Georgia Tech (15,NR)	W, 55-49
1/13/82	NORTH CAROLINA (12,1)	L, 61-41
1/15/82	at Wake Forest (12,NR)	W, 52-50
1/20/82	at Duke (14,NR)	L, 49-48
1/23/82	EAST CAROLINA	W, 63-53
1/26/82	GEORGIA TECH (17,NR)	W, 49-40
1/30/82	at North Carolina (17,2)	L, 58-44
2/3/82	at Clemson	L, 65-54

#### NORTH-SOUTH DOUBLEHEADER

2/5/82	vs. The Citadel (N1)	W, 54-44
2/6/82	vs. Furman (N1)	W, 67-55
2/10/82	VIRGINIA (NR,1)	L, 39-36
2/13/82	at Notre Dame	W, 62-42
2/16/82	DUKE	W, 72-56
2/20/82	at Virginia (NR,1)	L, 45-40
2/22/82	LOYOLA (Md)	W, 80-52
2/24/82	at Maryland	W, 52-38
2/27/82	WAKE FOREST (NR,18)	L, 50-46

#### ACC TOURNAMENT (Greensboro, N.C.)

3/5/82	vs. Maryland	W, 40-28
3/6/82	vs. North Carolina (NR,1)	L, 58-46
NCAA MIDEAST REGIONAL (Indianapolis, Ind.)		
3/12/82	vs. Chattanooga	L, 58-51
(N1)	Charlotte, N.C.	(N2) Honolulu, Hawaii

### 1982-83

#### 26-10 overall, 8-6 ACC (t-3rd)

##### National Champions

#### ACC Tournament Champions

##### Captains: Sidney Lowe, Derreck

##### Whittenburg, Thurl Bailey

11/29/82	WEST CAROLINA (16,NR)	W, 103-66
12/3/82	NC A&T (18,NR)	W, 100-70
12/8/82	EAST CAROLINA (18,NR)	W, 57-49
12/11/82	MICHIGAN STATE (18,NR)	W, 45-41
12/21/82	at Louisville (15,14)	L, 57-52
12/28/82	vs. West Virginia (N1)(17,20)	W, 67-59
1/3/83	FA. DICKINSON (17,NR)	W, 111-76
1/7/83	at Clemson (16,NR)	W, 76-70
1/9/83	at Missouri (16,15)	L, 49-42
1/12/83	VIRGINIA (19,2)	L, 88-80
1/15/83	GA. TECH (19,NR)	W, 81-61
1/19/83	at North Carolina (NR,3)	L, 99-81
1/22/83	at Wake Forest	L, 91-73
1/23/83	MEMPHIS STATE (NR,6)	L, 57-53
1/26/83	DUKE	W, 94-79
1/29/83	at Maryland	L, 86-81
2/2/83	at Georgia Tech	W, 74-64

#### NORTH-SOUTH DOUBLEHEADER

2/4/83	vs. Furman (N2)	W, 51-48
2/5/83	vs. The Citadel (N2)	W, 57-47
2/9/83	CLEMSON	W, 90-83
2/12/83	NOTRE DAME	L, 43-42
2/16/83	UNC WILMINGTON	W, 90-69
2/19/83	NORTH CAROLINA (NR,3)	W, 70-63
2/23/83	at Duke	W, 96-79
2/27/83	at Virginia (NR,3)	L, 86-75
3/3/83	MARYLAND	L, 67-58
3/5/83	WAKE FOREST	W, 130-89

#### ACC TOURNAMENT (Atlanta, Ga.)

3/11/83	vs. Wake Forest	W, 71-70
3/12/83	vs. No. Carolina* (NR,5)	W, 91-84
3/13/83	vs. Virginia (NR,2)	W, 81-78

#### NCAA 1st & 2nd ROUND

3/18/83	vs. Pepperdine** (16,NR)	W, 69-67
3/20/83	vs. UNLV (16,6)	W, 71-70
NCAA WEST REGIONAL (Ogden, Utah)		
3/24/83	vs. Utah (16,NR)	W, 75-56
3/26/83	vs. Virginia (16,4)	W, 63-62

#### NCAA FINAL FOUR

(Albuquerque, N.M.)		
4/2/83	vs. Georgia (16,18)	W, 67-60
4/4/83	vs. Houston (16,1)	W, 54-52
(N1) East Rutherford, N.J. (N2) Charlotte, N.C.		

### 1983-84

#### 19-14 overall, 4-10 ACC (7th)

##### Captain: Harold Thompson

#### HALL OF FAME TIP-OFF CLASSIC

11/19/83	vs. Houston (N1) (NR,3)	W, 76-64
----------	-------------------------	----------

#### ALASKA SHOOTOUT

11/25/83	at Alaska-Anchorage	W, 68-60
11/26/83	vs. Santa Clara (N2)	W, 78-75
11/27/83	vs. Arkansas (N2) (NR,14)	W, 65-60
12/2/83	vs. UNC Charlotte (N3)	W, 79-60
12/3/83	vs. Virginia Tech (N3)	L, 89-65
12/7/83	WESTERN CAROLINA	W, 82-61
12/10/83	HOFSTRA	W, 82-56
12/17/83	LOUISVILLE (6,16)	L, 83-79
12/20/83	NC A&T	W, 84-71
12/28/83	TOWSON	W, 88-49
12/30/83	CAMPBELL	W, 80-65
1/4/84	MARYLAND (12,5)	L, 59-55
1/7/84	NORTH CAROLINA (12,1)	L, 81-60
1/9/84	at Clemson	L, 63-61
1/11/84	at Virginia	L, 57-54
1/15/84	at Georgia Tech	L, 56-47
1/18/84	UNC WILMINGTON	W, 81-53
1/21/84	WAKE FOREST (NR,12)	W, 80-69
1/26/84	at Duke	W, 79-76
1/30/84	MISSOURI	W, 66-53

#### NORTH-SOUTH DOUBLEHEADER

2/3/84	vs. The Citadel (N4)	W, 50-49
2/4/84	vs. Furman (N4)	W, 95-72
2/8/84	CLEMSON	W, 69-59
2/12/84	GEORGIA TECH (NR,18)	W, 68-67
2/15/84	NORTHEASTERN	W, 77-74

2/18/84	at North Carolina (NR,1)	L, 95-71
2/23/84	DUKE* (NR,14)	L, 73-70
2/25/84	VIRGINIA	L, 74-63
2/29/84	at Maryland	L, 63-50
3/3/84	at Wake Forest (NR,17)	L, 84-75
ACC TOURNAMENT (Greensboro, N.C.)		
3/9/84	vs. Maryland (NR,14)	L, 69-63

#### NIT

(Raleigh, NC)		
3/13/84	FLORIDA STATE*	L, 74-71
(N1)	Springfield, Mass.	(N2) Anchorage, Ak.
(N3)	Greensboro, N.C.	(N4) Charlotte, N.C.

### 1984-85

#### 23-10 overall, 9-5 ACC (t-1st)

##### Captains: Lorenzo Charles, Terry Gannon,

##### Cozell McQueen

11/24/84	CAMPBELL (13,NR)	W, 94-54
11/26/84	UCSB (13,NR)	W, 93-70
12/3/84	HARTFORD (11,NR)	W, 83-46
12/5/84	NC A&T (10,NR)	W, 101-54
12/8/84	WEST CAROLINA (10,NR)	W, 103-67
12/15/84	GEORGIA TECH (9,12)	L, 66-64
12/19/84	ST. FRANCIS (14,NR)	W, 82-64

#### ECAC HOLIDAY FESTIVAL

12/27/84	vs. Rutgers (N1) (14,NR)	W, 80-68
12/29/84	vs. St. John's (N1) (14,5)	L, 66-56
1/2/85	at Maryland (17,19)	L, 58-56
1/5/85	at Kentucky	L, 78-62
1/8/85	VIRGINIA	W, 51-45
1/10/85	at Clemson	W, 71-68
1/16/85	at North Carolina (NR,6)	L, 86-76
1/19/85	FLORIDA STATE	W, 72-66
1/23/85	DUKE (NR,5)	W, 89-71
1/26/85	at Louisville	L, 84-78
1/30/85	at Georgia Tech (NR,8)	W, 61-53
2/2/85	at Wake Forest	L, 91-64
2/6/85	CLEMSON	W, 69-57
2/9/85	SMU* (NR,4)	W, 82-78
2/13/85	MD-EASTERN SHORE	W, 90-51
2/16/85	NORTH CAROLINA (NR,13)	W, 85-76
2/20/85	at Duke (NR,6)	W, 70-66
2/23/85	at Virginia	W, 57-55
2/27/85	MARYLAND (16,NR)	L, 71-70
3/2/85	WAKE FOREST (16,NR)	W, 66-64

#### ACC TOURNAMENT (Atlanta, Ga.)

3/8/85	vs. Clemson (18,NR)	W, 70-63
3/9/85	vs. No. Carolina (18,6)	L, 57-51
NCAA 1st & 2nd ROUND (Albuquerque, N.M.)		
3/15/85	vs. Nevada (16,NR)	W, 65-56
3/17/85	vs. UTEP (16,NR)	W, 86-73
NCAA WEST REGIONAL (Denver, Colo.)		
3/22/85	vs. Alabama (16,NR)	W, 61-55
3/24/85	vs. St. John's (16,3)	L, 69-60
(N1) New York, N.Y.		

### 1985-86

#### 21-13 overall, 7-7 ACC (t-4th)

##### Captains: Nate McMillan, Ernie Myers

11/25/85	WEST CAROLINA (17,NR)	W, 80-57
11/27/85	FURMAN (15,NR)	W, 94-56
11/30/85	at Loyola Chicago	L, 60-58
12/2/85	TAMPA	W, 88-64
12/4/85	at Florida State	L, 76-67
12/7/85	vs. Kansas (N1) (NR,7)	L, 71-56
12/19/85	WAKE FOREST	W, 77-64
12/21/85	RADFORD	W, 92-57

#### CHAMINADE CLASSIC

12/24/85	vs. Chaminade (N1)	W, 64-46
12/25/85	vs. UNLV (N1) (NR,12)	W, 80-73
12/30/85	MONMOUTH	W, 106-53
1/4/86	at North Carolina (NR,1)	L, 80-79
1/8/86	NC A&T	W, 66-48
1/11/86	at Duke (NR,3)	L, 74-67
1/15/86	CLEMSON	W, 60-57
1/18/86	at Wake Forest	W, 45-44
1/23/86	at Maryland	W, 67-55
1/25/86	VIRGINIA	W, 55-53
1/29/86	GEORGIA TECH (NR,3)	L, 67-54
2/2/86	KENTUCKY (NR,8)	W, 54-51
2/5/86	at Clemson*	W, 73-69
2/8/86	LOUISVILLE (NR,16)	W, 76-64

2/10/86	BROOKLYN COLLEGE	W, 103-52
2/13/86	MARYLAND (17,NR)	L, 67-66
2/15/86	DUKE (17,2)	L, 72-70
2/19/86	at Virginia (20,NR)	L, 69-60
2/23/86	NORTH CAROLINA (20,1)	W, 76-65
2/27/86	at Georgia Tech (18,4)	L, 69-57
3/1/86	at Oklahoma (18,14)	L, 72-69

#### ACC TOURNAMENT (Greensboro, N.C.)

3/7/86	vs. Virginia	L, 64-62
NCAA 1st & 2nd ROUND		
3/14/86	vs. Iowa (N2)	W, 66-64
3/16/86	vs. Ark-Little Rock** (N2)	W, 81-66
NCAA MIDWEST REGIONAL (Kansas City, Mo.)		
3/21/86	vs. Iowa State	W, 70-66
3/23/86	vs. Kansas (NR,2)	L, 72-67
(N1) Honolulu, Hawaii (N2) Minneapolis, Minn.		

### 1986-87

#### 20-15 overall, 6-8 ACC (6th)

##### ACC Tournament Champions

##### Captain: Benny Bolton

#### HALL OF FAME TIP-OFF CLASSIC

11/22/86	vs. Navy (N1) (17,9)	W, 84-80
----------	----------------------	----------

#### ALASKA SHOOTOUT

11/28/86	vs. Texas (N2) (17,NR)	W
----------	------------------------	---

# YEAR-BY-YEAR RESULTS /// WOLFPACK RECORDS

## 1987-88 24-8 overall, 10-4 ACC (2nd)

**Captains: Vinny Del Negro, Quentin Jackson**

11/30/87	VERMONT	W, 108-58
12/2/87	TAMPA	W, 85-60
12/19/87	KANSAS (NR,17)	L, 74-67
12/21/87	WINTHROP	W, 93-59
12/23/87	at UC Santa Barbara	L, 96-78

RAINBOW CLASSIC		
12/28/87	vs. Creighton (N1)	W, 86-55
12/29/87	vs. Louisville (N1) (NR,20)	W, 80-75
12/30/87	vs. Arizona State (N1)	W, 83-71
1/3/88	CORNELL	W, 95-72
1/6/88	CLEMSON	W, 70-61
1/13/88	MORGAN STATE	W, 103-54
1/16/88	at Georgia Tech	W, 76-74
1/20/88	at Wake Forest (20,NR)	L, 71-67
1/24/88	NORTH CAROLINA (20,2)	L, 77-73
1/27/88	at Maryland	W, 83-81
1/31/88	DEPAUL	W, 71-66
2/3/88	VIRGINIA	W, 75-69
2/6/88	at Duke (NR,4)	W, 77-74
2/8/88	BAPTIST	W, 116-68
2/11/88	at North Carolina* (16,6)	L, 75-73
2/18/88	LOUISVILLE (16,NR)	W, 101-89
2/15/88	UMBC (16,NR)	W, 99-77
2/18/88	at Clemson (14,NR)	W, 88-63
2/20/88	GEORGIA TECH (14, NR)	L, 87-84
2/24/88	DUKE (18,5)	W, 89-78
2/27/88	at Virginia (18,NR)	W, 64-63
2/29/88	UNC ASHEVILLE (18,NR)	W, 87-76
3/3/88	MARYLAND (16, NR)	W, 74-68
3/6/88	WAKE FOREST (16,NR)	W, 86-82
ACC TOURNAMENT (Greensboro, N.C.)		
3/11/88	vs. Clemson (11,NR)	W, 79-72
3/12/88	vs. Duke (11,8)	L, 73-72

NCAA MIDWEST REGIONAL (Lincoln, Neb.)		
3/18/88	vs. Murray St. (14,NR)	L, 78-75
(N1)	Honolulu, Hawaii	(N2) Greensboro, N.C.
(N3)	Lincoln, Neb.	

## 1988-89 22-9 overall, 10-4 ACC (1st) Captains: Game Captains

11/26/88	COLUMBIA (18,NR)	W, 110-54
11/28/88	AKRON (18,NR)	W, 87-67
12/3/88	at SMU (16,NR)	L, 59-57
12/20/88	ALABAMA ST. (17,NR)	W, 109-81
12/22/88	COPPIN STATE (17,NR)	W, 100-67
12/27/88	MONMOUTH (18,NR)	W, 95-50
12/30/88	VMI (18,NR)	W, 105-79
1/2/89	TOWSON (18,NR)	W, 83-77
1/5/89	at Clemson (16,NR)	W, 73-65
1/7/89	TEMPLE (16,NR)	W, 71-59
1/12/89	COAST. CAROLINA (15,NR)	W, 97-69
1/14/89	GEORGIA TECH (15,19)	W, 82-68
1/18/89	WAKE FOREST (15,NR)	W, 82-64
1/21/89	at North Carolina (15,13)	L, 84-81
1/26/89	DUKE (15,8)	W, 88-73
1/29/89	at Maryland (15,NR)	W, 90-67
2/1/89	at Virginia (13,NR)	L, 91-71
2/4/89	at DePaul (13,NR)	L, 81-74
2/9/89	NORTH CAROLINA (17,6)	W, 98-88
2/12/89	UNLV (17,19)	L, 89-80
2/15/89	CLEMSON (19,NR)	W, 90-75
2/18/89	at Georgia Tech (19,NR)	W, 71-69
2/20/89	UNC ASHEVILLE (19,NR)	W, 90-75
2/23/89	at Duke (17,9)	L, 86-65
2/26/89	VIRGINIA (17,NR)	L, 76-75
3/2/89	MARYLAND (20,NR)	W, 84-77
3/4/89	at Wake Forest****(20,NR)W	110-103

ACC TOURNAMENT		
3/10/89	vs. Maryland (N1) (17,NR)	L, 71-49
NCAA TOURNAMENT East Sub-Region		
3/17/89	vs. South Carolina (N2)(19,NR)W	81-66
3/19/89	vs. Iowa** (N2) (19,14)	W, 102-96
NCAA East Region		
3/24/89	vs. Georgetown (N3) (19,2)	L, 69-61
(N1)	Atlanta, Ga.	(N2) Providence, R.I.
(N3)	East Rutherford, N.J.	

## 1989-90 18-12 overall, 6-8 ACC (t-5th) Captains: Game Captains

**PRESEASON NIT**

11/15/89	RICHMOND (19,NR)	W, 57-48
11/17/89	at DePaul (19,NR)	L, 70-63
11/27/89	APPALACHIAN ST. (25,NR) W	97-67

**TOURNAMENT OF CHAMPIONS**

12/1/89	vs. Ohio State (N1) (25,NR)	W, 68-54
12/2/89	vs. Pittsburgh (N1) (25,18)	W, 100-87
ACC-BIG EAST CHALLENGE		
12/5/89	vs. St. John's (19,15)	W, 67-53
12/7/89	DUQUESNE (19,NR)	W, 126-77
12/19/89	EAST TENN ST. (15,NR)	L, 92-82
12/21/89	UNC ASHEVILLE (15,NR)	W, 110-70

**ECAC FESTIVAL**

12/27/89	vs. Florida St. (N3) (19,NR)	W, 90-72
12/29/89	vs. Seton Hall (N3) (19,NR)	W, 65-62
1/3/90	CLEMSON (18,NR)	W, 79-77
1/6/90	vs. Temple (N4) (18,NR)	W, 74-71
1/10/90	BOSTON UNIV. (17, NR)	W, 95-70
1/13/90	at Georgia Tech (17,9)	L, 92-85
1/18/90	at Wake Forest (19,NR)	W, 61-57
1/20/90	NORTH CAROLINA (19,NR)	L, 91-81
1/24/90	at Duke* (NR,8)	L, 85-82
1/27/90	MARYLAND	W, 81-61
1/31/90	VIRGINIA	W, 84-58
2/3/90	at UNLV (NR,12)	L, 88-82
2/7/90	at North Carolina	W, 88-77
2/10/90	DEPAUL	W, 80-71
2/12/90	at Clemson	L, 89-81
2/17/90	GA. TECH** (NR,13)	L, 95-92
2/21/90	DUKE (NR,3)	W, 76-71
2/25/90	at Virginia	L, 77-71
2/28/90	at Maryland	L, 96-95
3/4/90	WAKE FOREST	L, 93-91

ACC TOURNAMENT (Charlotte, N.C.)		
3/9/90	vs. Ga. Tech (NR,14)	L, 76-67
(N1)	Charlotte, N.C.	(N2) Greensboro, N.C.
(N3)	New York, N.Y.	(N4) Atlantic City, N.J.

## LES ROBINSON ERA (78-98)

### 1990-91 20-11 overall, 8-6 ACC (t-3rd) Captains: Chris Corchiani, Rodney Monroe

11/23/90	at Florida International	W, 120-79
11/28/90	CHARLESTON SOUTHERN	W, 135-80
12/1/90	WESTERN CAROLINA	W, 119-84
ACC-BIG EAST CHALLENGE		
12/4/90	at Syracuse (NR,4)	L, 86-79
12/8/90	MOUNT ST. MARY'S	W, 114-104
12/22/90	UNC ASHEVILLE	W, 99-60
12/29/90	at East Tenn. St. (NR,20)	L, 94-91
1/2/91	CLEMSON	W, 74-70
1/5/91	at Kansas	L, 105-94
1/7/91	COASTAL CAROLINA	W, 86-78
1/13/91	GEORGIA TECH (NR,24)	W, 90-83
1/19/91	at Wake Forest	L, 97-76
1/21/91	MARQUETTE	W, 89-76
1/23/91	DUKE (NR,9)	W, 95-89
1/26/91	at Maryland	L, 104-100
1/29/91	at Virginia (NR,15)	L, 104-72
2/3/91	at Georgia Tech (NR,23)	W, 79-73
2/6/91	NORTH CAROLINA (NR,9)	W, 97-91
2/7/91	at North Carolina (NR,9)	L, 92-70
2/10/91	at Clemson	W, 72-62
2/13/91	ROBERT MORRIS	W, 90-88
2/16/91	at Connecticut	W, 60-59
2/20/91	at Duke (NR,7)	L, 72-65
2/23/91	VIRGINIA (NR,20)	W, 83-76
2/25/91	at Tennessee	W, 90-82
2/27/91	MARYLAND	W, 114-91
3/2/91	WAKE FOREST	L, 89-84

ACC TOURNAMENT (Charlotte, N.C.)		
3/8/91	vs. Georgia Tech	W, 82-68
3/9/91	vs. Duke (NR,6)	L, 93-72
NCAA TOURNAMENT East Sub-Region		
3/14/91	vs. South Miss (N1)(NR,25)	W, 114-85
3/16/91	vs. Okla. State (N1) (NR,14)	L, 73-64
(N1)	Charlotte, N.C.	(N2) College Park, Md.

## 1991-92 12-18 overall, 6-10 ACC (7th) Captain: Tom Gugliotta

11/23/91	FLORIDA INTERNATIONAL	W, 80-69
11/30/91	WESTERN CAROLINA	W, 101-79
ACC-BIG EAST CHALLENGE		
12/2/91	vs. Pittsburgh (N1)	W, 78-77
TOURNAMENT OF CHAMPIONS		
12/6/91	vs. Alabama (N2) (NR,15)	L, 77-66
12/7/91	vs. DePaul (N2) (NR,20)	W, 97-83
12/18/91	PRINCETON*	L, 50-47
12/21/91	vs. Iona (N3)	L, 102-86
ALOHA INVITATIONAL		
12/29/91	vs. Chaminade (N4)	W, 93-89
12/30/91	vs. Western Kentucky (N4)	L, 84-82
1/4/92	DAVIDSON	W, 83-63
1/8/92	GEORGIA TECH (NR,14)	L, 80-63
1/11/92	MARYLAND	W, 94-88
1/15/92	at Duke (NR,1)	L, 110-75
1/18/92	at Clemson	W, 78-75
1/22/92	NORTH CAROLINA (NR,10)	W, 99-88
1/27/92	TENNESSEE	L, 92-78
1/29/92	at Wake Forest	L, 86-73
2/1/92	VIRGINIA	L, 80-69
2/4/92	at Marquette	L, 66-42
2/6/92	at East Tennessee State	L, 72-66
2/10/92	FLORIDA STATE (NR,23)	L, 87-79
2/13/92	at Maryland	L, 77-74
2/16/92	DUKE (NR,1)	L, 71-63
2/22/92	at North Carolina (NR,4)	W, 99-94
2/26/92	CLEMSON	W, 63-61
2/29/92	at Georgia Tech*	L, 98-88
3/4/92	at Virginia	L, 74-68
3/7/92	WAKE FOREST	W, 77-74
ACC TOURNAMENT (Charlotte, N.C.)		
3/13/92	vs. Florida State (NR,18)	L, 93-80
(N1)	Hartford, Conn.	(N2) Charlotte, N.C.
(N3)	White Plains, N.Y.	(N4) Honolulu, Hawaii

## 1992-93 8-19 overall, 2-14 ACC (t-8th) Captain: Kevin Thompson

12/1/92	UNC WILMINGTON	L, 96-84
12/3/92	UNC ASHEVILLE	W, 72-69
12/5/92	CONNECTICUT	L, 81-74
12/16/92	at Princeton	L, 50-41
12/19/92	OREGON STATE	W, 69-68
12/21/92	at Kansas (NR,2)	L, 84-64
1/2/93	IONA	W, 88-66
1/7/93	NORTH CAROLINA (NR,6)	L, 100-67
1/9/93	VIRGINIA (NR,25)	L, 73-56
1/11/93	at Davidson	W, 63-58
1/16/93	at Florida State	L, 70-54
1/21/93	at Duke (NR,6)	L, 92-56
1/23/93	MARYLAND	L, 70-65
1/27/93	at Georgia Tech (NR,18)	L, 85-74
1/31/93	CLEMSON	W, 72-70
2/4/93	WAKE FOREST (NR,13)	L, 65-54
2/6/93	at North Carolina (NR,6)	L, 104-58
2/11/93	at Virginia (NR,24)	L, 75-66
2/13/93	TENNESSEE	W, 74-72
2/15/93	UNC GREENSBORO	W, 87-65
2/17/93	FLORIDA STATE (NR,9)	L, 72-71
2/21/93	DUKE (NR,7)	L, 91-82
2/24/93	at Maryland	L, 88-71
2/28/93	GEORGIA TECH	W, 68-60
3/3/93	at Clemson	L, 92-82
3/6/93	at Wake Forest (NR,14)	L, 80-68
ACC TOURNAMENT (Charlotte, N.C.)		
3/11/93	vs. Maryland	L, 76-55
(N1)	Charlotte, N.C.	

## 1993-94 11-19 overall, 5-11 ACC (9th) Captain: Marc Lewis

ALASKA SHOOTOUT		
11/24/93	vs. Weber State (N1)	L, 94-80
11/26/93	vs. UW-Green Bay (N1)	L, 76-56
11/27/93	vs. Hawaii (N1)	W, 83-48
12/2/93	UNC GREENSBORO	W, 75-65
12/4/93	CAMPBELL*	L, 72-69
12/8/93	KANSAS (NR,7)	L, 74-57
12/11/93	UNC ASHEVILLE	W, 70-58

12/22/93	at Oregon State	W, 66-58
12/28/93	vs. UCLA (N2) (NR,8)	L, 81-75
1/2/94	DAVIDSON	L, 64-63
1/5/94	at North Carolina (NR,2)	L, 88-58
1/9/94	at Virginia	L, 79-58
1/16/94	FLORIDA STATE	W, 78-70
1/20/94	DUKE (NR,5)	L, 92-65
1/22/94	at Maryland (NR,25)	L, 102-70
1/26/94	GEORGIA TECH (NR,21)	W, 84-78
1/29/94	at Clemson	L, 95-73
2/2/94	at Wake Forest	L, 72-60
2/5/94	NORTH CAROLINA (NR,2)	L, 77-64
2/7/94	at Tennessee*	W, 72-70
2/9/94	VIRGINIA	W, 67-54
2/14/94	NC A&T	W, 85-64
2/16/94	at Florida State	L, 75-70
2/20/94	at Duke (NR,6)	L, 85-58
2/23/94	MARYLAND	W, 79-71
2/26/94	at Georgia Tech (NR,23)	L, 81-69
2/28/94	FLORIDA ATLANTIC	L, 75-71
3/2/94	CLEMSON	L, 82-63
3/5/94	WAKE FOREST	W, 71-63
ACC TOURNAMENT (Charlotte, N.C.)		
3/10/94	vs. Clemson	L, 76-63
(N1)	Anchorage, Ak.	(N2) Greensboro, N.C.



After his NC State days, Vinnie Del Negro went on to play 11 seasons in the NBA.

## 1994-95

### 12-15 overall, 4-12 ACC (8th)

**Captains: Mark Davis, Lakista McCuller**

11/26/94	PRARIE VIEW A&M	W, 104-56
11/28/94	HOWARD	W, 101-60
11/30/94	RADFORD	W, 99-62
12/5/94	CHARLESTON SOUTHERN	W, 96-69
12/10/94	KANSAS (NR,5)	L, 96-91
12/22/94	UNC ASHEVILLE	W, 77-55
12/28/94	at UCLA (NR,2)	L, 88-80
12/31/94	MD-EASTERN SHORE	W, 75-53
1/2/95	WINTHROP	W, 89-46
1/4/95	NORTH CAROLINA (NR,1)	W, 80-70
1/7/95	VIRGINIA	L, 76-65
1/11/95	WILLIAM & MARY	W, 80-64
1/15/95	at Florida State	L, 107-79
1/18/95	at Duke	W, 77-60
1/22/95	MARYLAND (NR,8)	L, 84-67
1/25/95	at Georgia Tech (NR,21)	L, 75-71
1/28/95	CLEMSON	L, 60-55
2/1/95	WAKE FOREST (NR,11)	L, 69-61
2/4/95	at North Carolina (NR,2)	L, 82-63
2/8/95	at Virginia (NR,17)	L, 65-55
2/15/95	FLORIDA STATE	W, 86-77
2/18/95	DUKE	W, 84-79
2/22/95	at Maryland (NR,7)	L, 84-71
2/25/95	GEORGIA TECH (NR,24)	L, 72-68
3/1/95	at Clemson	L, 62-45
3/4/95	at Wake Forest (NR,9)	L, 83-68

ACC TOURNAMENT (Charlotte, NC)

3/9/95	vs. Duke	L, 83-70
--------	----------	----------

(N1) Charlotte, N.C.

## 1995-96

### 15-16 overall, 3-13 ACC (9th)

**Captains: Todd Fuller, Curtis Marshall**

11/25/95	VMI	W, 104-78
11/27/95	WINTHROP	W, 97-48
11/30/95	WOFFORD	W, 99-60
12/9/95	DAVIDSON	W, 84-80
12/20/95	UNC ASHEVILLE	W, 102-71
12/23/95	at Cal Poly SLO	W, 102-83
RAINBOW CLASSIC		
12/28/95	vs. UMass (N1) (NR,1)	L, 87-68
12/29/95	vs. Missouri (N1) (NR,18)	W, 87-68
12/30/95	vs. Illinois (N1) (NR,12)	L, 85-76
1/2/96	WESTERN CAROLINA	W, 102-71
1/4/96	at North Carolina (NR,16)	L, 96-72
1/6/96	at Virginia	L, 73-69
1/9/96	BOSTON UNIVERSITY	W, 78-68
1/13/96	FLORIDA STATE	W, 71-65
1/15/96	at Central Florida	W, 81-74
1/18/96	DUKE	L, 71-70
1/20/96	at Maryland*	L, 77-74
1/24/96	GEORGIA TECH	L, 76-71
1/27/96	at Clemson (NR,18)	W, 64-61
1/31/96	at Wake Forest (NR,12)	L, 66-62
2/3/96	NORTH CAROLINA (NR,8)	W, 78-75
2/8/96	VIRGINIA**	L, 84-82

7-UP SHOOTOUT

2/11/96	vs. Arizona State (N2)	W, 89-69
2/14/96	at Florida State	L, 79-66
2/17/96	at Duke*	L, 79-76
2/22/96	MARYLAND	L, 86-84
2/25/96	at Georgia Tech*(NR,23)	L, 92-83
2/28/96	CLEMSON	L, 80-76
3/2/96	WAKE FOREST (NR,13)	L, 72-70

ACC TOURNAMENT (Greensboro, N.C.)

3/7/96	vs. Florida State	W, 80-65
3/8/96	vs. Georgia Tech (NR,18)	L, 88-73

(N1) Honolulu, Hawaii (N2) Phoenix, Ariz.

(N3) Greensboro, N.C.

## HERB SENDEK ERA (191-132)

## 1996-97

### 17-15 overall, 4-12 ACC (8th)

**Captains: Al Pinkins, Jeremy Hyatt, Danny Strong, Jason Sutton**

11/22/96	FLORIDA ATLANTIC	W, 68-53
11/25/96	PENN STATE	W, 44-41

11/27/96	LAMAR	W, 67-52
11/30/96	at Memphis	W, 67-46
12/3/96	WINTHROP	W, 57-28
12/7/96	WAKE FOREST (NR,2)	L, 53-45
12/19/96	CENTRAL FLORIDA	W, 70-52
12/21/96	at Kansas (NR,1)	L, 84-56
12/31/96	ARKANSAS-PINE BLUFF	W, 83-23
1/4/97	at Florida State	L, 71-51
1/7/97	TEXAS-PAN AMERICAN	W, 75-25
1/12/97	MARYLAND (NR,19)	L, 68-69
1/15/97	at North Carolina (NR,22)	L, 59-56
1/18/97	at Clemson (NR,3)	L, 51-42
1/21/97	DUKE (NR,10)	L, 70-55
1/25/97	at Georgia Tech	L, 54-53
1/28/97	at Virginia	L, 56-50
2/1/97	CLEMSON (NR,7)	W, 58-54
2/5/97	at Maryland (NR,7)	L, 66-56
2/8/97	at Duke (NR,8)	L, 80-51
2/12/97	NORTH CAROLINA (NR,16)	L, 45-44
2/17/97	at Wake Forest* (NR,4)	W, 60-59
2/19/97	VIRGINIA	L, 55-46
2/22/97	GEORGIA TECH	W, 72-51
2/26/97	FLORIDA STATE	W, 67-44
3/1/97	WOFFORD	W, 68-39

ACC TOURNAMENT (Greensboro, N.C.)

3/6/97	vs. Georgia Tech	W, 60-46
3/7/97	vs. Duke (NR,7)	W, 66-60
3/8/97	vs. Maryland (NR,22)	W, 65-58
3/9/97	vs. North Carolina (NR,5)	L, 64-54

NIT

(Raleigh, N.C.)

3/12/97	SW MISSOURI STATE	W, 77-66
3/17/97	WEST VIRGINIA	L, 76-73

(N1) Greensboro, N.C.

## 1997-98

### 17-15 overall, 5-11 ACC (8th)

**Captains: Ishua Benjamin, C.C. Harrison**

IKON COACHES VS. CANCER CLASSIC

11/11/97	vs. Georgia (N1) (NR,19)	W, 47-45
11/12/97	vs. Princeton (N1)	L, 38-36
11/17/97	WOFFORD	W, 71-49
11/25/97	NORTH TEXAS	W, 92-75
11/29/97	at Penn State	L, 61-57
12/4/97	at Georgia Tech*(NR,22)	W, 71-69
12/7/97	MD-BALTIMORE COUNTY	W, 66-49
12/18/97	SAM HOUSTON STATE	W, 89-60
12/20/97	SOUTH CAROLINA STATE	W, 68-67
12/22/97	HAMPTON	W, 86-61
12/31/97	MOREHEAD STATE	W, 63-41
1/3/98	FLORIDA STATE (NR,19)	L, 68-55
1/7/98	at Duke (NR,2)	L, 64-50
1/10/98	MARYLAND	L, 68-65
1/14/98	MEMPHIS	W, 71-60
1/18/98	at Virginia	L, 59-56
1/21/98	NORTH CAROLINA (NR,2)	L, 74-60
1/25/98	GEORGIA TECH	W, 56-51
1/28/98	at Florida State	L, 64-52
1/31/98	at Clemson*	W, 82-80
2/4/98	WAKE FOREST	L, 68-62
2/8/98	DUKE (NR,1)	L, 65-49
2/11/98	at Maryland (NR,24)	L, 78-63
2/14/98	NORFOLK STATE	W, 81-63
2/18/98	VIRGINIA	W, 74-55
2/21/98	at North Carolina (NR,1)	W, 86-72
2/26/98	CLEMSON	L, 77-72
3/1/98	at Wake Forest	L, 71-57

ACC TOURNAMENT (Greensboro, N.C.)

3/5/98	vs. Florida State	W, 65-63
3/6/98	vs. North Carolina (NR,1)	L, 73-46

NIT (Raleigh, N.C.)

3/11/98	KANSAS STATE	W, 59-39
3/17/98	GEORGIA	L, 61-55

(N1) Meadowlands, N.J. (N2) Greensboro, N.C.

## 1998-99

### 19-14 overall, 6-10 ACC (t-5th)

**Captains: Game Captains**

11/14/98	MD-EASTERN SHORE	W, 81-60
11/18/98	CAMPBELL	W, 87-36
11/21/98	COASTAL CAROLINA	W, 81-56
11/24/98	at Providence	L, 80-69
11/27/98	CHARLESTON SOUTHERN	W, 93-57
12/1/98	ARMY	W, 94-33
12/5/98	at Duke (NR,4)	L, 89-69

12/12/98	HOUSTON	W, 100-73
12/17/98	WINTHROP	W, 81-51
PUERTO RICO HOLIDAY CLASSIC		
12/21/98	vs. Middle Tenn. St. (N1)	W, 91-59
12/22/98	vs. Ohio State (N1)	L, 81-64
12/23/98	vs. Oklahoma (NR,23)	W, 62-58
1/2/99	GEORGIA TECH	W, 75-69
1/5/99	at Clemson (NR,21)	L, 80-72
1/10/99	at Maryland (NR,5)	L, 94-48
1/14/99	VIRGINIA	W, 82-72
1/16/99	NORTH CAROLINA (NR,9)	L, 59-56
1/20/99	WOFFORD	W, 77-65
1/23/99	at Florida State	L, 71-59
1/28/99	WAKE FOREST	W, 70-59
1/30/99	DUKE (NR,2)	L, 80-61
2/2/99	at Georgia Tech	W, 51-50
2/6/99	CLEMSON	W, 84-71
2/10/99	MARYLAND (NR,7)	L, 63-50
2/14/99	at Virginia*	L, 82-79
2/18/99	at North Carolina (NR,14)	L, 62-53
2/21/99	TULANE	W, 74-60
2/24/99	FLORIDA STATE	W, 71-63
2/28/99	at Wake Forest	L, 74-45

ACC TOURNAMENT (Charlotte, N.C.)

3/5/99	vs. Wake Forest	W, 66-52
3/6/99	vs. Duke (NR,1)	L, 83-68

NIT

(Raleigh, N.C.)

3/10/99	PROVIDENCE	W, 92-86
3/15/99	PRINCETON	L, 61-58

(N1) San Juan, P.R. (N2) Charlotte, N.C.

## PNC ARENA ERA

## 1999-00

### 20-14 overall, 6-10 ACC (t-6th)

**Captain: Justin Gainey**

11/19/99	GEORGIA	W, 67-63
11/23/99	OLD DOMINION	W, 75-61
11/26/99	STETSON	W, 79-45
12/1/99	at Purdue (NR,19)	W, 61-59
12/4/99	PROVIDENCE	W, 64-60
12/12/99	UNC ASHEVILLE	W, 80-58
12/17/99	LIBERTY	W, 85-50
12/22/99	at Tulane (25,NR)	L, 73-62
12/28/99	YALE	W, 67-40
12/30/99	WESTERN CAROLINA	W, 79-53
1/6/00	MARYLAND (NR,12)	W, 68-66
1/8/00	at North Carolina (NR,14)	L, 83-75
1/12/00	VIRGINIA	W, 65-62
1/16/00	WAKE FOREST	W, 76-56
1/19/00	at Duke*(NR,5)	L, 92-88
1/22/00	GEORGIA TECH	W, 66-58
1/27/00	at Clemson (21,NR)	L, 59-42
1/29/00	ARIZONA STATE	W, 79-68
2/2/00	FLORIDA STATE	W, 68-58
2/6/00	at Maryland (NR,25)	L, 78-73
2/9/00	NORTH CAROLINA	L, 70-62
2/12/00	at Virginia	L, 88-82
2/15/00	at Wake Forest	L, 71-53
2/19/00	DUKE (NR,3)	L, 71-66
2/24/00	at Georgia Tech	L, 66-63
2/27/00	CLEMSON	L, 66-63
3/5/00	at Florida State	W, 70-51

ACC TOURNAMENT (Charlotte, N.C.)

3/10/00	vs. Virginia	W, 76-65
3/11/00	vs. Maryland (NR,20)	L, 64-61

NIT (Raleigh, N.C.)

3/14/00	TULANE	W, 64-60
3/21/00	ARIZONA STATE	W, 60-57
3/23/00	MISSISSIPPI	W, 77-54

NIT (New York, N.Y.)

3/28/00	vs. Wake Forest	L, 62-59
3/30/00	vs. Penn State	L, 74-72

(N1) Charlotte, N.C. (N2) New York, N.Y.

## 2000-01

### 13-16 overall, 5-11 ACC (7th)

**Captains: Kenny Inge, Archie Miller, Damien Wilkins**

COSIDA CLASSIC

11/17/00	PENN	W, 77-64
11/18/00	UNC CHARLOTTE	L, 95-78
11/22/00	vs. Fresno State (N1)	L, 82-63
11/25/00	CHARLESTON SOUTHERN	W, 89-51

11/29/00	PENN STATE	W, 84-76
12/2/00	at Old Dominion	W, 87-78
12/5/00	UNC GREENSBORO	W, 77-76
12/9/00	vs. Georgia	L, 68-63
12/16/00	NEW HAMPSHIRE	W, 103-59
12/22/00	UNC ASHEVILLE	W, 87-66
12/30/00	CAL POLY	W, 91-63
1/6/01	at Virginia (NR,8)	L, 88-81
1/10/01	DUKE (NR,2)	L, 84-78
1/13/01	at Clemson	L, 72-69
1/16/01	GEORGIA TECH	W, 72-60
1/21/01	MARYLAND (NR,12)	L, 75-61
1/25/01	at Florida State*	W, 84-81
1/28/01	NORTH CAROLINA (NR,5)	L, 60-52
1/31/01	at Wake Forest*(NR,12)	L, 74-69
2/3/01	SYRACUSE (NR,12)	L, 54-53
2/7/01	VIRGINIA (NR,6)	W, 90-80
2/11/01	at Duke (NR,3)	L, 101-75
2/14/01	CLEMSON	W, 85-51
2/17/01	at Georgia Tech	L, 69-54
2/20/01	at Maryland (NR,20)	L, 95-66
2/25/01	FLORIDA STATE	W, 71-46
2/28/01	at North Carolina (NR,4)	L, 76-63
3/4/01	WAKE FOREST (NR,23)	L, 76-58

ACC TOURNAMENT (Atlanta, Ga.)

3/9/01	vs. Duke (NR,3)	L, 76-61
--------	-----------------	----------

(N1) Hall of Fame Tip-Off - Springfield, Mass.

(N2) Delta Classic - Atlanta

(N3) Atlanta, Ga.

## 2001-02

### 23-11 overall, 9-7 ACC (t-3rd)

**Captain: Archie Miller**

BCA INVITATIONAL

11/14/01	PRAIRIE VIEW A&M	W, 95-51
11/15/01	SAN JOSE STATE	W, 78-56
11/16/01	EAST CAROLINA	W, 71-47
11/20/01	JAMES MADISON	W, 75-53
11/23/01	THE CITADEL	W, 63-53
11/27/01	at Ohio State	L, 64-50
12/1/01	MASSACHUSETTS	L, 69-62
12/5/01	WOFFORD	W, 80-68
12/8/01	at Syracuse (NR,9)	W, 82-68
12/15/01	UNC ASHEVILLE	W, 92-54
12/19/01	CHARLESTON SOUTHERN (W, 70-50	
12/23/01	at Houston	W, 67-66
12/30/01	MARYLAND (NR,8)	L, 72-65
1/5/02	at Virginia (NR,4)	W, 81-74
1/8/02	FLORIDA STATE	W, 77-62
1/13/02	DUKE (NR,1)	L, 76-57
1/15/02	at Clemson	W, 80-79
1/19/02	GEORGIA TECH	W, 84-71
1/23/02	at North Carolina	W, 77-59
1/26/02	TEMPLE	W, 80-61
1/30/02	WAKE FOREST (NR,19)	L, 82-81
2/3/02	at Maryland (NR,3)	L, 89-73
2/6/02	VIRGINIA (NR,8)	W, 85-68
2/10/02	at Florida State	W, 76-67
2/14/02	at Duke (24,1)	L, 108-71
2/16/02	Clemson (24,NR)	W, 83-54
2/20/02	at Georgia Tech	L, 65-59
2/24/02	NORTH CAROLINA	W, 98-76
3/2/02	at Wake Forest (NR,22)	L, 83-71



Marcus Melvin played in three NCAA Tournaments at NC State.

## 2002-03

### 18-13 overall, 9-7 ACC (4th) Captain: Clifford Crawford

11/22/02	MOUNT ST. MARY'S	W, 84-60
11/30/02	COPPIN STATE	W, 58-37
12/4/02	NORTHWESTERN	W, 74-47
12/8/02	SOUTH CAROLINA	W, 76-64
12/14/02	NC A&T*	W, 101-63
12/17/02	vs. Gonzaga \$	L, 69-60
12/21/02	FAIRLEIGH DICKINSON	W, 104-65
12/29/02	WOFFORD	W, 86-71
1/2/03	at Massachusetts	L, 68-56
1/5/03	VIRGINIA	W, 75-63
1/11/03	at Georgia Tech	L, 85-61
1/16/03	BOSTON COLLEGE	L, 93-81
1/18/03	at Florida State	W, 70-63
1/22/03	DUKE (NR,3)	W, 80-71
1/26/03	NORTH CAROLINA	W, 86-77
1/30/03	at Maryland (NR,10)	L, 75-60
2/2/03	CLEMSON	W, 78-56
2/6/03	at Wake Forest (NR,14)	L, 73-58
2/9/03	at Virginia	L, 61-58
2/12/03	GEORGIA TECH	W, 63-57
2/15/03	at Temple	L, 76-54
2/18/03	FLORIDA STATE	W, 71-60
2/22/03	at Duke (NR,8)	L, 79-68
2/25/03	at North Carolina*	W, 75-67
3/2/03	MARYLAND (NR,14)	L, 68-65
3/5/03	at Clemson	W, 63-60
3/8/03	WAKE FOREST (NR,9)	L, 78-72
ACC TOURNAMENT (Greensboro, N.C.)		
3/14/03	vs. Georgia Tech	W, 71-65
3/15/03	vs. Wake Forest (NR,9)	W, 87-83
3/16/03	vs. Duke (NR,2)	L, 84-77
NCAA TOURNAMENT (Oklahoma City)		
3/20/03	vs. California*	L, 76-74

\$ Jimmy V Classic - East Rutherford, N.J.  
(N1) Greensboro, N.C. (N2) Oklahoma City  
^ Game played in Reynolds Coliseum

## 2003-04

### 21-10 overall, 11-5 ACC (2nd)

Captains: Marcus Melvin, Scooter Sherrill

11/21/03	UNC ASHEVILLE (24,NR)	W, 71-46
11/25/03	HOWARD (25,NR)	W, 71-51
11/28/03	FLORIDA A&M (25,NR)	W, 92-62

12/2/03	at Michigan	L, 68-61
12/7/03	UW-Milwaukee	W, 77-71
12/13/03	HARTFORD^	W, 78-49
12/20/03	at South Carolina	L, 58-55
12/28/03	VIRGINIA	W, 86-69
1/3/04	UNC WILMINGTON	W, 68-50
1/7/04	BYU	W, 89-62
1/11/04	at Florida State	W, 58-53
1/15/04	at Duke (NR,2)	L, 76-57
1/17/04	CLEMSON	W, 86-69
1/20/04	at Boston College*	L, 66-65
1/24/04	GEORGIA TECH (NR,11)	W, 76-72
1/28/04	at North Carolina (NR,12)	L, 68-66
2/1/04	at Maryland	W, 81-69
2/4/04	WAKE FOREST (NR,16)	W, 73-68
2/7/04	at Virginia	W, 79-63
2/10/04	FLORIDA STATE (21,NR)	W, 75-59
2/15/04	DUKE (21,1)	W, 78-74
2/18/04	at Clemson (13,NR)	L, 60-55
2/22/04	WASHINGTON (13,NR)	W, 77-72
2/25/04	at Georgia Tech (14,18)	W, 79-69
2/29/04	NORTH CAROLINA (14,12)	L, 71-64
3/3/04	MARYLAND (16,NR)	L, 70-69
3/6/04	at Wake Forest (16,11)	W, 81-70
ACC TOURNAMENT (Greensboro, N.C.)		
3/12/04	vs. Florida State	W, 78-71
3/13/04	vs. Maryland	L, 85-82
NCAA TOURNAMENT (Orlando, Fla.)		
3/19/04	vs. Louisiana-Lafayette	W, 61-52
3/21/04	vs. Vanderbilt	L, 75-73

(N1) Greensboro, N.C. (N2) Orlando, Fla.  
^ Game played in Reynolds Coliseum

## 2004-05

### 21-14 overall, 7-9 ACC (t-6th)

Captains: Jordan Collins, Julius Hodge, Levi Watkins

BCA INVITATIONAL		
11/17/04	NEW ORLEANS (19,NR)	W, 92-58
11/18/04	ELON (19,NR)	W, 71-45
11/19/04	EAST CAROLINA (19,NR)	W, 100-66
11/26/04	CAMPBELL (17,NR)	W, 99-44
11/29/04	PURDUE (13,NR)	W, 60-53
12/5/04	MANHATTAN (13,NR) ^	W, 76-60
12/11/04	LIBERTY (12,NR)	W, 94-60
12/15/04	UL-LAFAYETTE (12,NR)	W, 78-72
12/19/04	at Washington (12,16)	L, 68-64
12/21/04	at BYU (12,NR)	W, 72-61
ECAC HOLIDAY FESTIVAL		
12/29/04	vs. Columbia (N1) (17,NR)	W, 84-74
12/30/04	vs. St. John's (N1) (17,NR)	L, 63-45
1/2/05	WEST VIRGINIA (17,NR)	L, 82-69
1/9/05	at Miami	L, 67-66
1/13/05	DUKE (NR,5)	L, 86-74
1/16/05	GEORGIA TECH (NR,8)	W, 76-68
1/19/05	at Virginia Tech	L, 72-71
1/23/05	at Maryland	W, 85-69
1/26/05	FLORIDA STATE	L, 70-64
1/29/05	at Clemson	W, 80-70
2/3/05	at North Carolina (NR,2)	L, 95-71
2/5/05	VIRGINIA	L, 64-62
2/10/05	at Wake Forest (NR,6)	L, 86-75
2/13/05	at Georgia Tech	W, 53-51
2/16/05	MARYLAND (22,NR)	W, 82-63
2/22/05	NORTH CAROLINA (NR,2)	L, 81-71
2/26/05	VIRGINIA TECH	W, 74-54
3/2/05	at Virginia	W, 82-72
3/6/05	WAKE FOREST (NR,4)	L, 55-53
ACC TOURNAMENT (Washington, D.C.)		
3/10/05	vs. Florida State	W, 70-54
3/11/05	vs. Wake Forest (NR,3)	W, 81-65
3/12/05	vs. Duke (NR,5)	L, 76-69
NCAA TOURNAMENT (Worcester, Mass.)		
3/18/05	vs. Charlotte	W, 75-63
3/20/05	vs. Connecticut (NR,13)	W, 65-62

NCAA TOURNAMENT REGIONAL (Syracuse, N.Y.)  
3/25/05 vs. Wisconsin (NR,20) L, 65-56  
(N1) New York, N.Y. (N2) Washington, D.C.  
(N3) Worcester, Mass. (N4) Syracuse, N.Y.  
^ Game played in Reynolds Coliseum

## 2005-06

### 22-10 overall, 10-6 ACC (4th)

Captains: Cameron Bennerman, Tony Bethel, Ilian Evtimov

11/18/05	STETSON	W, 91-61
11/19/05	THE CITADEL	W, 91-59
11/20/05	DELAWARE	W, 73-57
11/23/05	VMI	W, 75-55
11/26/05	vs. Notre Dame (N1)	W, 61-48
11/30/05	at Iowa (24,14)	L, 45-42
12/10/05	APPALACHIAN ST. (25,NR)^	W, 92-68
12/14/05	UNC ASHEVILLE (25,NR)	W, 86-56
12/18/05	MIAMI (21,NR)	W, 81-69
12/22/05	at Alabama (21,NR)	W, 68-64
12/28/05	NEW HAMPSHIRE (19,NR)	W, 81-62
12/30/05	GEORGE WASH. (19,12)	W, 79-58
1/3/06	UNCG (13,NR)	W, 83-52
1/7/06	at North Carolina (13,25)	L, 82-69
1/10/06	at Boston College (18,15)	W, 78-60
1/14/06	GEORGIA TECH (18,NR)	W, 87-78
1/18/06	at Duke (14,1)	L, 81-68
1/21/06	WAKE FOREST (14,NR)	W, 92-82
1/25/06	SETON HALL (15,NR)	L, 83-65
1/29/06	at Clemson** (15,NR)	W, 94-85
2/1/06	VIRGINIA (17,NR)	W, 66-64
2/5/06	MARYLAND (18,NR)	W, 62-58
2/8/06	at Miami** (16,NR)	W, 86-77
2/12/06	at Georgia Tech (16,NR)	L, 71-68
2/15/06	FLORIDA STATE (21,NR)	W, 86-64
2/18/06	at Virginia Tech (21,NR)	W, 70-64
2/22/06	NORTH CAROLINA (15,21)	L, 95-71
2/25/06	BOSTON COLLEGE (15,11)	L, 74-72
3/4/06	at Wake Forest (22,NR)	L, 76-63
ACC TOURNAMENT (Greensboro, N.C.)		
3/10/06	vs. Wake Forest (22,NR)	L, 82-71
NCAA TOURNAMENT (Dallas, Texas)		
3/17/06	vs. California	W, 58-52
3/19/06	vs. Texas (NR,9)	L, 75-54

(N1) Wooden Classic - Indianapolis, Ind.  
(N2) Greensboro, N.C. (N3) Dallas, Texas

## SIDNEY LOWE ERA (86-78)

## 2006-07

### 20-16 overall, 5-11 ACC (t-10th)

Captains: Engin Atsür, Gavin Grant

11/11/06	WOFFORD	W, 92-88
11/17/06	DELAWARE STATE	W, 63-43
11/21/06	VALPARAISO	W, 78-64
11/24/06	GARDNER-WEBB	W, 88-76
11/27/06	MICHIGAN	W, 88-76
12/3/06	at Virginia (NR,25)	L, 67-62
12/6/06	at West Virginia	L, 71-60
12/9/06	SAVANNAH STATE^	W, 74-53
12/16/06	MOUNT ST MARY'S	W, 80-65
12/20/06	ALABAMA (NR,10)	L, 82-75
12/23/06	at Cincinnati	L, 80-71
12/28/06	EAST CAROLINA	W, 64-57
12/30/06	UNC WILMINGTON	W, 72-51
1/2/07	UNC GREENSBORO*	W, 95-93
1/6/07	BOSTON COLLEGE	L, 74-58
1/9/07	CLEMSON (NR,17)	L, 87-76
1/13/07	at Wake Forest	W, 88-74
1/20/07	DUKE (NR,14)	L, 79-56
1/24/07	VIRGINIA	L, 71-58
1/31/07	at Virginia Tech (NR,16)	W, 70-59
2/3/07	NORTH CAROLINA (NR,3)	W, 83-79
2/6/07	at Georgia Tech	L, 74-65
2/10/07	at Miami	L, 80-65
2/14/07	MARYLAND	L, 85-70
2/18/07	VIRGINIA TECH	W, 81-56
2/21/07	at North Carolina (NR,5)	L, 83-64
2/24/07	at Florida State	L, 78-52
2/28/07	WAKE FOREST	W, 73-66
3/3/07	at Maryland	L, 79-59
ACC TOURNAMENT (Tampa, Fla.)		
3/8/07	vs. Duke* (NR,21)	W, 85-80
3/9/07	vs. Virginia	W, 79-71
3/10/07	vs. Virginia Tech	W, 72-64
3/11/07	vs. North Carolina (NR,8)	L, 89-80
NIT		
3/13/07	at Drexel	W, 63-56

3/16/07	MARIST	W, 69-62
3/20/07	at West Virginia	L, 71-66

(N1) Tampa, Fla.  
^ Game played in Reynolds Coliseum

## 2007-08

### 15-16 overall, 4-12 ACC (t-11th)

Captains: Brandon Costner, Courtney Fells, Gavin Grant

11/15/07	WILLIAM & MARY (21,NR)	W, 66-47
11/18/07	NEW ORLEANS (21,NR)	L, 65-63
OLD SPICE CLASSIC		
11/22/07	vs. Rider (N1)	W, 72-63
11/23/07	vs. South Carolina (N1)	W, 63-61
11/25/07	vs. Villanova (N1) (NR,20)	W, 69-68
11/28/07	at Michigan State (24,10)	L, 81-58
12/8/07	at East Carolina	L, 75-69
12/15/07	SOUTH CAROLINA STATE	W, 74-49
12/21/07	DAVIDSON	W, 67-66
12/23/07	CINCINNATI	W, 85-77
12/27/07	at Seton Hall	W, 79-73
12/29/07	WESTERN CAROLINA	W, 74-62
1/5/08	PRESBYTERIAN	W, 50-43
1/9/08	NC CENTRAL	W, 54-29
1/12/08	at North Carolina (NR,1)	L, 92-63
1/15/08	at Clemson (NR,24)	L, 71-64
1/19/08	MIAMI* (NR,21)	W, 79-77
1/23/08	GEORGIA TECH	L, 77-74
1/26/08	at Florida State	W, 69-66
1/31/08	at Duke (NR,3)	L, 92-72
2/3/08	WAKE FOREST	W, 67-65
2/5/08	VIRGINIA TECH	W, 73-63
2/9/08	at Maryland	L, 84-70
2/14/08	at Boston College	L, 82-65
2/16/08	CLEMSON	L, 71-64
2/20/08	NORTH CAROLINA (NR,3)	L, 84-70
2/24/08	at Virginia	L, 78-60
2/27/08	FLORIDA STATE	L, 72-62
3/1/08	DUKE (NR,7)	L, 87-86
3/8/08	at Wake Forest	L, 78-67
ACC TOURNAMENT (Charlotte, N.C.)		
3/13/08	vs. Miami	L, 63-50

(N1) Orlando, Fla. (N2) Charlotte, N.C.

## 2008-09

### 16-14 overall, 6-10 ACC (10th)

Captains: Brandon Costner, Courtney Fells, Ben McCauley

11/15/08	at New Orleans	W, 65-59
11/22/08	HIGH POINT^	W, 69-56
11/25/08	WINTHROP	W, 74-48
11/30/08	UNC GREENSBORO	W, 79-52
12/6/08	at Davidson (NR,22)	L, 72-67
12/13/08	WINSTON-SALEM ST.^	W, 74-46
12/17/08	EAST CAROLINA	W, 87-76
12/20/08	LIPSCOMB	W, 75-58
12/22/08	MARQUETTE	L, 68-65
12/29/08	LOYOLA (Md.)	W, 62-60
12/31/08	TOWSON	W, 88-68
1/3/09	at Florida	L, 68-66
1/10/09	at Clemson (NR,12)	L, 63-51
1/13/09	FLORIDA STATE	L, 78-65
1/17/09	GEORGIA TECH	W, 76-71
1/20/09	at Duke (NR,2)	L, 73-56
1/24/09	at Boston College	L, 79-68
1/27/09	MIAMI*	W, 84-81
1/31/09	NORTH CAROLINA	L, 93-76
2/3/09	NC CENTRAL	W, 87-59
2/8/09	at Virginia Tech	L, 91-87
2/11/09	WAKE FOREST (NR,7)	W, 82-76
2/14/09	at Georgia Tech	W, 86-65
2/18/09	at North Carolina (NR,3)	L, 89-80
2/21/09	VIRGINIA	W, 72-67
2/26/09	at Wake Forest (NR,13)	L, 85-78
3/1/09	MARYLAND	L, 71-60
3/4/09	BOSTON COLLEGE	W, 74-69
3/7/09	at Miami	L, 72-64
ACC TOURNAMENT (Atlanta, Ga.)		
3/12/09	vs. Maryland	L, 74-69

^ Game played in Reynolds Coliseum



## 2009-10

20-16 overall, 5-11 ACC (t-9th)

Captains: Dennis Horner, Tracy Smith

GLENN WILKES CLASSIC

11/12/09	GEORGIA STATE	W, 69-53
11/20/09	vs. Akron (N1)	W, 66-45
11/21/09	vs. Austin Peay (N1)	W, 66-59
11/22/09	vs. Auburn (N1)	W, 60-58
11/29/09	NEW ORLEANS	W, 69-52
12/1/09	NORTHWESTERN	L, 65-53
12/5/09	at Marquette	W, 77-73
12/12/09	GEORGIA SOUTHERN^	W, 75-57
12/17/09	ELON	W, 79-76
12/20/09	at Wake Forest	L, 67-59
12/23/09	at Arizona	L, 76-74
12/29/09	WINTHROP	W, 68-52
1/3/10	FLORIDA*	L, 62-61
1/6/10	HOLY CROSS	W, 87-70
1/9/10	VIRGINIA	L, 70-62
1/12/10	at Florida State (NR,25)	W, 88-81
1/16/10	CLEMSON (NR,24)	L, 73-70
1/20/10	DUKE (NR,7)	W, 88-74
1/23/10	at Maryland	L, 88-64
1/26/10	NORTH CAROLINA	L, 77-63
1/30/10	NC CENTRAL	W, 77-42
2/3/10	at Virginia	L, 59-47
2/6/10	at Georgia Tech (NR,21)	L, 73-71
2/10/10	VIRGINIA TECH	L, 72-52
2/13/10	at North Carolina	L, 74-61
2/17/10	MARYLAND	L, 67-58
2/20/10	WAKE FOREST (NR,23)	W, 68-54
2/27/10	at Miami	W, 71-66
3/3/10	at Virginia Tech	L, 71-59
3/7/10	BOSTON COLLEGE	W, 66-54
ACC TOURNAMENT (Greensboro, N.C.)		
3/11/10	vs. Clemson	W, 59-57
3/12/10	vs. Florida State	W, 58-52
3/13/10	vs. Georgia Tech	L, 57-54
NIT		
3/16/10	at South Florida	W, 58-57
3/20/10	at UAB	L, 72-52
(N1) Daytona Beach, Fla.		

## 2010-11

15-16 overall, 5-11 ACC (t-10th)

Captains: Tracy Smith, C.J. Williams

11/12/10	TENNESSEE TECH	W, 82-69
CHARLESTON CLASSIC		
11/18/10	vs. East Carolina (N1)	W, 85-65
11/19/10	vs. George Mason (N1)	W, 78-65
11/21/10	vs. Georgetown (N1)(NR,20)	L, 82-67
11/27/10	FAIRLEIGH DICKINSON	W, 77-67
12/1/10	at Wisconsin	L, 87-48
12/4/10	at Syracuse (NR,8)	L, 65-59
12/11/10	USC UPSTATE^	W, 79-60
12/16/10	YOUNGSTOWN STATE	W, 67-50
12/19/10	ARIZONA	L, 72-62
12/22/10	DELAWARE STATE	W, 72-70
12/28/10	ALABAMA A&M	W, 82-51
1/1/11	SAN DIEGO	W, 76-54
1/5/11	at Elon	W, 87-72
1/8/11	WAKE FOREST	W, 90-69
1/11/11	at Boston College	L, 75-66
1/15/11	at Florida State	L, 84-71
1/19/11	DUKE (NR,4)	L, 92-78
1/23/11	MIAMI	W, 72-70
1/25/11	at Clemson	L, 60-50
1/29/11	at North Carolina	L, 84-64
2/2/11	VIRGINIA TECH	L, 77-69
2/5/11	at Duke (NR,5)	L, 76-52
2/13/11	at Wake Forest	W, 80-55
2/17/11	CLEMSON	W, 69-61
2/20/11	at Maryland	L, 87-80
2/23/11	NORTH CAROLINA (NR,19)	L, 75-63
2/26/11	GEORGIA TECH	W, 79-74
3/1/11	at Virginia	L, 69-58
3/6/11	FLORIDA STATE	L, 72-62
ACC TOURNAMENT (Greensboro, N.C.)		
3/10/11	vs. Maryland	L, 75-67
(N1) Charleston, S.C.		
^ Game played in Reynolds Coliseum		

## MARK GOTTFRIED ERA (108-69)

### 2011-12

24-13 overall, 9-7 ACC (t-4th)

Captain: C.J. Williams

11/11/11	UNC ASHEVILLE	W, 84-79
LEGENDS CLASSIC		
11/13/11	MOREHEAD STATE	W, 91-61
11/16/11	PRINCETON	W, 60-58
LEGENDS CLASSIC		
11/19/11	vs. Vanderbilt (N1) (NR,18)	L, 86-79
11/21/11	vs. Texas (N1)	W, 77-74
11/25/11	ELON^	W, 82-67
11/30/11	INDIANA	L, 86-75
12/4/11	at Stanford	L, 76-72
12/12/11	NC CENTRAL^	W, 65-60
12/17/11	SYRACUSE (NR,1)	L, 88-72
12/20/11	vs. St. Bonaventure (N2)	W, 67-65
12/22/11	NORTHEASTERN	W, 88-59
12/29/11	CAMPBELL^	W, 87-81
12/31/11	WESTERN CAROLINA	W, 82-55
1/4/12	DELAWARE STATE	W, 78-44
1/8/12	MARYLAND	W, 79-74
1/11/12	GEORGIA TECH	L, 82-71
1/14/12	at Wake Forest	W, 76-40
1/19/12	BOSTON COLLEGE	W, 76-62
1/22/12	at Miami	W, 78-73
1/26/12	at North Carolina (NR,7)	L, 74-55
1/28/12	VIRGINIA (NR,19)	L, 61-60
2/1/12	at Boston College	W, 56-51
2/4/12	WAKE FOREST	W, 87-76
2/9/12	at Georgia Tech	W, 61-52
2/16/12	at Duke (NR,5)	L, 78-73
2/18/12	FLORIDA STATE (NR,20)	L, 76-62
2/21/12	NORTH CAROLINA	L, 86-74
2/25/12	at Clemson*	L, 72-69
2/29/12	MIAMI	W, 77-73
3/3/12	at Virginia Tech	W, 70-58
ACC TOURNAMENT (Atlanta, Ga.)		
3/8/12	vs. Boston College	W, 78-57
3/9/12	vs. Virginia	W, 67-64
3/10/12	vs. North Carolina (NR,4)	L, 69-67
NCAA TOURNAMENT (Columbus, Ohio)		
3/16/12	vs. San Diego State (NR,22)	W, 79-65
3/18/12	vs. Georgetown (NR,15)	W, 66-63
NCAA MIDWEST REGIONAL (St. Louis, Mo.)		
3/23/12	vs. Kansas (NR,5)	L, 60-57
(N1) East Rutherford, N.J. (N2) Rochester, N.Y.		
^ Game played in Reynolds Coliseum		

### 2012-13

24-11 overall, 11-7 ACC (t-4th)

Captains: Game Captains

11/9/12	MIAMI (OH) (6,NR)	W, 97-59
PUERTO RICO TIP-OFF		
11/15/12	vs. Penn State (N1) (6,NR)	W, 72-55
11/16/12	vs. Princeton (N1) (6,NR)	W, 94-76
11/18/12	vs. Oklahoma St. (N1) (6,NR)	L, 76-56
11/23/12	UNC ASHEVILLE (16,NR)	W, 82-80
ACC/BIG TEN CHALLENGE		
11/27/12	at Michigan (18,3)	L, 79-72
12/4/12	vs. Connecticut (25,NR)	W, 69-65
12/8/12	CLEVELAND ST.^ (25,NR)	W, 80-63
12/15/12	NORFOLK STATE (25,NR)	W, 84-62
12/18/12	STANFORD (25,NR)	W, 88-79
12/22/12	ST. BONAVENTURE (25,NR)	W, 92-73
12/29/12	WESTERN MICH. (23,NR)	W, 84-68
12/31/12	UNC GREENSBORO (23,NR)	W, 89-68
1/5/13	at Boston College (23,NR)	W, 78-73
1/9/13	GEORGIA TECH (20,NR)	W, 83-70
1/12/13	DUKE (20,1)	W, 84-76
1/16/13	at Maryland (14,NR)	L, 51-50
1/20/13	CLEMSON (14,NR)	W, 66-62
1/22/13	at Wake Forest (18,NR)	L, 86-84
1/26/13	NORTH CAROLINA (18,NR)	W, 91-83
1/29/13	at Virginia (19,NR)	L, 58-55
2/2/13	MIAMI (19,14)	L, 79-78

2/7/13	at Duke (NR,4)	L, 98-85
2/10/13	at Clemson	W, 58-57
2/16/13	VIRGINIA TECH*	W, 90-86
2/19/13	FLORIDA STATE	W, 84-66
2/23/13	at North Carolina	L, 76-65
2/27/13	BOSTON COLLEGE	W, 82-64
3/3/13	at Georgia Tech	W, 70-57
3/6/13	WAKE FOREST	W, 81-66
3/9/13	at Florida State	L, 71-67
ACC TOURNAMENT (Greensboro, N.C.)		
3/14/13	vs. Virginia Tech	W, 80-63
3/15/13	vs. Virginia	W, 75-56
3/16/13	vs. Miami (NR,9)	L, 81-71
NCAA TOURNAMENT (Dayton, Ohio)		
3/22/13	vs. Temple	L, 76-72

(N1) Bayaron, Puerto Rico (N2) New York, N.Y.  
^ Game played in Reynolds Coliseum

### 2013-14

22-14 overall, 9-9 ACC (t-7th)

Captains: Game Captains

11/8/13	APPALACHIAN STATE	W, 98-77
11/12/13	at Cincinnati	L, 68-57
11/16/13	CAMPBELL	W, 81-66
11/20/13	NC CENTRAL*	L, 82-72
11/26/13	FLORIDA GULF COAST	W, 82-62
11/30/13	EASTERN KENTUCKY	W, 75-56
ACC/BIG TEN CHALLENGE		
12/4/13	NORTHWESTERN	W, 69-48
12/7/13	LONG BEACH STATE	W, 76-66
12/14/13	DETROIT^	W, 82-79
12/18/13	at Tennessee	W, 65-58
12/21/13	EAST CAROLINA	W, 90-79
12/28/13	MISSOURI (NR,25)	L, 68-64
12/30/13	at UNC Greensboro	W, 68-64
1/4/14	PITTSBURGH	L, 74-62
1/7/14	at Notre Dame	W, 77-70
1/11/14	VIRGINIA	L, 76-45
1/15/14	at Wake Forest	L, 70-69
1/18/14	at Duke (NR,23)	L, 95-60
1/20/14	MARYLAND	W, 65-56
1/26/14	GEORGIA TECH	W, 90-78
1/29/14	FLORIDA STATE	W, 74-70
2/1/14	at North Carolina	L, 84-70
2/8/14	at Miami	W, 56-55
2/11/14	WAKE FOREST	W, 82-67
2/15/14	at Syracuse (NR,1)	L, 56-55
2/18/14	at Clemson	L, 73-56
2/22/14	at Virginia Tech	W, 71-64
2/26/14	NORTH CAROLINA*(NR,19)	L, 85-84
3/1/14	MIAMI	L, 85-70
3/3/14	at Pittsburgh	W, 71-64
3/9/14	BOSTON COLLEGE	W, 78-68
ACC TOURNAMENT (Greensboro, N.C.)		
3/13/14	vs. Miami	W, 67-58
3/14/14	vs. Syracuse (NR,11)	W, 66-63
3/15/14	vs. Duke (NR,7)	L, 75-67
NCAA TOURNAMENT (Dayton, Ohio)		
3/18/14	vs. Xavier	W, 74-59
NCAA MIDWEST REGIONAL (Orlando, Fla.)		
3/20/14	vs. Saint Louis*(NR,25)	L, 83-80
^ Game played in Reynolds Coliseum		

### 2014-15

22-14 overall, 10-8 ACC (t-6th)

Captains: Game Captains

11/14/14	JACKSON STATE	W, 93-58
11/17/14	HOFSTRA	W, 76-64
11/20/14	JACKSONVILLE	W, 79-43
11/23/14	SOUTH FLORIDA	W, 68-65
11/26/14	RICHMOND	W, 84-72
11/28/14	BOISE STATE	W, 60-54
ACC/BIG TEN CHALLENGE		
12/2/14	at Purdue	L, 66-61
12/6/14	WAKE FOREST	W, 78-65
12/12/14	CHARLESTON SOUTH. ^	W, 86-50
12/14/14	WOFFORD ^	L, 55-54
12/17/14	TENNESSEE	W, 83-72

12/20/14	vs. West Va. (N1) (NR,22)	L, 83-69
12/23/14	LOUISIANA TECH	W, 73-65
12/30/14	CINCINNATI	L, 76-60
1/3/15	PITTSBURGH	W, 68-50
1/7/15	at Virginia (NR, 3)	L, 61-51
1/11/15	DUKE (NR, 2)	W, 87-75
1/14/15	NORTH CAROLINA (NR, 15)	L, 81-79
1/17/15	at Florida State	W, 72-63
1/22/15	at Miami	L, 65-60
1/25/15	NOTRE DAME *	L, 81-78
1/28/15	CLEMSON	L, 68-57
1/31/15	at Georgia Tech *	W, 81-80
2/3/15	at Wake Forest	L, 88-84
2/11/15	VIRGINIA (NR,2)	L, 51-47
2/14/15	at Louisville (NR, 9)	W, 74-65
2/21/15	VIRGINIA TECH	W, 69-53
2/24/15	at North Carolina (NR, 15)	W, 58-46
2/28/15	at Boston College	L, 79-63
3/3/15	at Clemson	W, 66-61
3/7/15	SYRACUSE	W, 71-57
ACC TOURNAMENT (Greensboro, N.C.)		
3/11/15	vs. Pittsburgh	W, 81-70
3/12/15	vs. Duke (NR,2)	L, 77-53
NCAA TOURNAMENT (Pittsburgh, Pa.)		
3/19/15	vs. LSU	W, 66-65
3/21/15	vs. Villanova (NR, 4)	W, 71-68
NCAA EAST REGIONAL (Syracuse, N.Y.)		
3/27/15	vs. Louisville (NR,10)	L, 75-65

^ Game played in Reynolds Coliseum

### 2015-16

16-17 overall, 5-13 ACC (13th)

Captain: Game Captains

11/13/15	WILLIAM & MARY	L, 68-85
11/15/15	SOUTH ALABAMA	W, 88-70
11/18/15	IUPUI	W, 79-56
LEGENDS CLASSIC		
11/23/15	vs. Arizona State	L, 76-79
11/24/15	vs. LSU * (NR, 22)	W, 83-72
11/27/15	WINTHROP	W, 87-79
12/1/15	MICHIGAN	L, 59-66
12/5/15	BUCKNELL	W, 99-86
12/13/15	at South Florida	W, 65-46
12/16/15	HIGH POINT	W, 76-73
12/19/15	at Missouri	W, 73-59
12/22/15	UNC-GREENSBORO	W, 58-52
12/29/15	NORTHEASTERN	W, 72-66
12/1/16	at Virginia Tech *	L, 68-73
1/7/16	LOUISVILLE (NR, 16)	L, 72-77
1/10/16	at Wake Forest	L, 74-77
1/13/16	FLORIDA STATE	L, 78-85
1/16/16	at North Carolina (NR, 5)	L, 55-67
1/20/16	at Pittsburgh	W, 76-61
1/23/16	DUKE (NR, 20)	L, 78-88
1/27/16	GEORGIA TECH	L, 83-90
1/30/16	MIAMI (NR, 15)	W, 85-69
2/1/16	at Florida State	L, 73-77
2/6/16	at Duke	L, 80-88
2/13/16	WAKE FOREST	W, 99-88
2/15/16	at Virginia (NR, 7)	L, 53-73
2/20/16	CLEMSON	W, 77-74
2/24/16	NORTH CAROLINA (NR,7)	L, 68-80
2/27/16	at Syracuse	L, 66-75
3/2/16	BOSTON COLLEGE	W, 73-72
3/5/16	at Notre Dame	L, 75-89
ACC TOURNAMENT (Washington, D.C.)		
3/8/16	vs. Wake Forest	W, 75-72
3/9/16	vs. Duke (NR, 19)	L, 89-92

# VS. ALL-TIME COMPETITION WOLFPACK RECORDS

Opponent	1st Meeting	Last Meeting	Series Record	Opponent	1st Meeting	Last Meeting	Series Record
Akron	1946-47	2009-10	3-0	Elon	1912-13	2011-12	22-8
Alabama	1930-31	2006-07	3-4	Farleigh Dickinson	1982-83	2010-11	3-0
Alabama A&M	2010-11	2010-11	1-0	Florida	1920-21	2009-10	6-4
Alabama State	1988-89	1988-89	1-0	Florida A&M	2003-04	2003-04	1-0
Alaska-Anchorage	1983-84	1983-84	1-0	Florida Atlantic	1993-94	1996-97	1-1
American	1969-70	1969-70	1-0	Florida Gulf Coast	2013-14	2013-14	1-0
Anderson (Ind.)	1946-47	1946-47	1-0	Florida International	1990-91	1991-92	2-0
Appalachian State	1939-40	2013-14	11-1	Florida State	1955-56	2015-16	30-24
Arizona	2009-10	2010-11	0-2	Fordham	1951-52	1966-67	3-2
Arizona State	1987-88	2015-16	4-1	Franklin (Ind.)	1946-47	1946-47	1-0
Arkansas	1983-84	1983-84	1-0	Fresno State	2000-01	2000-01	0-1
Arkansas-Little Rock	1985-86	1985-86	1-0	Furman	1923-24	1985-86	31-2
Arkansas-Pine Bluff	1996-97	1996-97	1-0	Gardner-Webb	2006-07	2006-07	1-0
Army	1967-68	1998-99	2-0	Georgetown	1946-47	2011-12	5-2
Atlantic Christian	1914-15	1972-73	13-0	Georgetown (Ky.)	1941-42	1941-42	0-1
Auburn	1925-26	2009-10	5-3	George Mason	2010-11	2010-11	1-0
Austin Peay	2009-10	2009-10	1-0	George Washington	1932-33	2005-06	20-2
Baptist	1987-88	1987-88	1-0	Georgia	1923-24	2000-01	10-9
Baylor	1949-50	1949-50	1-0	Georgia State	2009-10	2009-10	1-0
Biscayne	1977-78	1977-78	1-0	Georgia Southern	1972-73	2009-10	3-0
Boston College	1967-68	2015-16	10-9	Georgia Tech	1924-25	2015-16	56-38
Boston University	1989-90	1995-96	2-0	Gonzaga	2002-03	2002-03	0-1
Bowling Green	1951-52	1951-52	1-0	Guilford	1911-12	1925-26	14-8
Brigham Young	1952-53	2004-05	4-0	Hampden-Sydney	1924-25	1947-48	2-0
Brooklyn College	1985-86	1986-87	2-0	Hampton	1997-98	1997-98	1-0
Bucknell	2015-16	2015-16	1-0	Hartford	1984-85	2003-04	2-0
Buffalo State	1974-75	1974-75	1-0	Hawaii	1993-94	1993-94	1-0
California	2002-03	2005-06	1-1	High Point	1925-26	2015-16	7-0
Cal-Santa Barbara	1984-85	1987-88	1-1	Hofstra	1983-84	2014-15	2-0
Cal Poly	1995-96	2000-01	2-0	Holy Cross	1946-47	2009-10	5-2
Campbell	1978-79	2013-14	10-1	Houston	1982-83	2001-02	4-0
Canisius	1948-49	1955-56	1-1	Howard	1994-95	2003-04	2-0
Catawba	1943-44	1947-48	3-2	Illinois	1950-51	1995-96	0-3
Catholic Univ.	1916-17	1932-33	0-2	Indiana	1967-68	2011-12	0-3
Centenary	1964-65	1964-65	1-0	Iona	1977-78	1988-89	3-1
Central Florida	1995-96	1996-97	2-0	Iowa	1956-57	2005-06	3-3
Charleston Southern	1987-88	2014-15	7-0	Iowa State	1985-86	1985-86	1-0
College of Charleston	1941-42	1941-42	1-0	IUPUI	2015-16	2015-16	1-0
Chaminade	1985-86	1991-92	2-0	Jacksonville	1967-68	2014-15	3-0
Charlotte	1972-73	2004-05	6-2	James Madison	2001-02	2001-02	1-0
Chicago State	1986-87	1986-87	1-0	Jamesville	1944-45	1944-45	1-0
Cincinnati	1947-48	2014-15	6-3	Kansas	1958-59	2011-12	1-11
The Citadel	1937-38	2005-06	16-1	Kansas State	1958-59	1997-98	2-2
Clemson	1923-24	2015-16	100-50	Kent State	1974-75	1974-75	1-0
Cleveland State	2012-13	2012-13	1-0	Kentucky	1930-31	1985-86	1-3
Coastal Carolina	1988-89	1998-99	3-0	Lamar	1996-97	1996-97	1-0
Colgate	1950-51	1950-51	1-0	La Salle	1948-49	1967-68	7-5
Columbia	1971-72	2004-05	3-0	Lehigh	1971-72	1972-73	2-0
Connecticut	1990-91	2012-13	3-2	Lenoir-Rhyne	1921-22	1928-29	5-0
Coppin State	1988-89	2002-03	2-0	Liberty	1999-00	2004-05	2-0
Cornell	1951-52	1987-88	5-0	Lipscomb	2008-09	2008-09	1-0
Creighton	1987-88	1987-88	1-0	Long Beach State	1978-79	2013-14	2-0
Dartmouth	1952-53	1952-53	1-0	Long Island	1948-49	1949-50	1-1
Davidson	1915-16	2008-09	69-14	Louisiana-Lafayette	2003-04	2004-05	2-0
Dayton	1959-60	1959-60	0-1	Louisville	1948-49	2015-16	9-10
Delaware	2005-06	2005-06	1-0	Loyola of Baltimore	1950-51	2008-09	4-0
Delaware State	2006-07	2011-12	3-0	Loyola of Chicago	1985-86	1986-87	1-1
DePaul	1947-48	1989-90	3-4	Loyola of Los Angeles	1948-49	1966-67	1-2
Detroit	1977-78	2013-14	2-0	LSU	2014-15	2015-16	2-0
Drexel	2006-07	2006-07	1-0	Lynchburg	1924-25	1924-25	1-1
Duke	1911-12	2015-16	99-145	Manhattan	1951-52	2004-05	1-1
Duquesne	1936-37	1989-90	3-1	Marist	2006-07	2006-07	1-0
East Carolina	1967-68	2013-14	20-1	Marquette	1973-74	2009-10	3-2
Eastern Guilford	1916-17	1916-17	1-0	Maryland	1924-25	2013-14	74-77
Eastern Kentucky	1950-51	2013-14	10-1	Maryland-Baltimore County	1987-88	1997-98	2-0
East Tennessee State	1986-87	1991-92	1-3	Maryland-Eastern Shore	1984-85	1998-99	3-0



# VS. ALL COMPETITION/ WOLFPACK RECORDS

Opponent	1st Meeting	Last Meeting	Series Record				
Massachusetts	1995-96	2012-13	1-3	San Jose State	2001-02	2001-02	1-0
Memphis	1973-74	1997-98	3-1	Santa Clara	1970-71	1983-84	2-0
Mercer	1923-24	1963-64	1-3	Savannah State	2006-07	2006-07	1-0
Miami	1939-40	2015-16	11-8	Seton Hall	1950-51	2007-08	3-2
Miami (Ohio)	2012-13	2012-13	1-0	University of the South	1929-30	1929-30	0-1
Michigan	1949-50	2015-16	3-4	South Alabama	2015-16	2015-16	1-0
Michigan State	1958-59	2007-08	5-2	South Carolina	1912-13	2007-08	49-28
Middle Tennessee State	1998-99	1998-99	1-0	South Carolina State	1997-98	2007-08	2-0
Minnesota	1954-55	1959-60	2-0	South Florida	1972-73	2015-16	4-0
Mississippi	1927-28	1999-00	2-1	Southern California	1964-65	1966-67	2-1
Mississippi State	1925-26	1925-26	0-1	Southern Illinois	1960-61	1960-61	1-0
Missouri	1982-83	2015-16	3-2	Southern Methodist	1984-85	1988-89	1-1
Monmouth	1985-86	1985-86	2-0	Southern Mississippi	1981-82	1990-91	2-0
Morehead State	1997-98	2011-12	2-0	SW Missouri State	1997-98	1997-98	1-0
Morgan State	1987-88	1987-88	1-0	St. Augustine's	1979-80	1979-80	1-0
Mount St. Mary's	1990-91	2006-07	3-0	St. Bonaventure	1969-70	2012-13	2-1
Murray State	1987-88	1987-88	0-1	St. Francis (Pa.)	1981-82	1984-85	2-0
Navy	1951-52	1986-87	3-1	St. John's	1946-47	2004-05	8-5
UNLV	1982-83	1989-90	2-2	St. Joseph's	1964-65	1980-81	3-0
Nevada	1948-49	1984-85	5-0	St. Peter's	1981-82	1981-82	1-0
New Hampshire	2000-01	2005-06	2-0	Stanford	2011-12	2012-13	1-1
New Orleans	2004-05	2009-10	3-1	Stetson	1916-17	2005-06	5-0
New York	1946-47	1968-69	2-0	Syracuse	1990-91	2015-16	3-6
City College of New York	1949-50	1949-50	0-1	Tampa	1985-86	1987-88	2-1
Niagara	1969-70	1969-70	1-0	Temple	1950-51	2012-13	6-2
Norfolk State	1997-98	2012-13	2-0	Tennessee	1928-29	2014-15	7-3
North Carolina	1912-13	2015-16	77-153	Tennessee-Chattanooga	1981-82	1981-82	0-1
North Carolina A&T	1976-77	2002-03	7-0	Tennessee Tech	2010-11	2010-11	1-0
North Carolina Central	2007-08	2013-14	4-1	Texas	1977-78	2011-12	2-2
UNC Asheville	1974-75	2012-13	18-0	Texas A&M	1978-79	1978-79	1-0
<b>UNC Greensboro</b>	<b>1992-93</b>	<b>2015-16</b>	<b>10-0</b>	Texas El-Paso	1984-85	1984-85	1-0
UNC Wilmington	1978-79	2006-07	7-1	Texas Pan American	1996-97	1996-97	1-0
North Texas	1997-98	1997-98	1-0	Texas Tech	1951-52	1954-55	2-1
Northeastern	1983-84	2015-16	3-0	Towson	1979-80	2008-09	4-0
Northwestern	1957-58	2013-14	4-1	Tulane	1924-25	1999-00	7-2
Notre Dame	1977-78	2015-16	4-6	UCLA	1973-74	1994-95	1-3
Ohio State	1989-90	2001-02	1-2	UAB	2009-10	2009-10	0-1
Oklahoma	1985-86	1998-99	1-2	USC Upstate	2010-11	2010-11	1-0
Oklahoma State	1990-91	2012-13	0-2	Utah	1965-66	1982-83	1-2
Old Dominion	1999-00	2000-01	2-0	Utah State	1986-87	1986-87	1-0
Oregon State	1955-56	1993-94	4-1	Valparaiso	2006-07	2006-07	1-0
Pennsylvania	1953-54	2000-01	2-0	Vanderbilt	1968-69	2011-12	1-3
Penn State	1949-50	2012-13	16-3	Vermont	1973-74	1987-88	2-0
Pepperdine	1978-79	1982-83	2-0	Villanova	1930-31	2014-15	13-10
Pittsburgh	1948-49	2015-16	13-2	Virginia	1912-13	2015-16	82-63
Prarie View A&M	1994-95	2001-02	2-0	Virginia Military	1912-13	2005-06	22-8
Presbyterian	2007-08	2007-08	1-0	Virginia Tech	1914-15	2015-16	39-15
Princeton	1952-53	2011-12	2-5	Wake Forest	1910-11	2015-16	141-103
Providence	1973-74	1999-00	4-1	Washington	2003-04	2004-05	1-1
Purdue	1971-72	2014-15	4-1	Washington & Lee	1913-14	1952-53	12-12
Radford	1985-86	1994-95	2-0	Weber State	1974-75	1974-75	0-1
Rhode Island	1949-50	1952-53	2-0	Western Carolina	1974-75	2011-12	14-0
Rice	1968-69	1981-82	2-1	Western Kentucky	1975-76	1991-92	1-1
Richmond	1924-25	2014-15	4-0	Western Michigan	2012-13	2012-13	1-0
Rider	2007-08	2007-08	1-0	West Virginia	1946-47	2014-15	7-10
Rio Grande	1953-54	1953-54	1-0	Wichita State	1981-82	1981-82	1-0
Roanoke	1913-14	1937-38	1-2	William & Mary	1931-32	2015-16	23-6
Robert Morris	1990-91	1990-91	1-0	Winston-Salem State	2008-09	2008-09	1-0
Rollins	1975-76	1975-76	1-0	Winthrop	1986-87	2015-16	9-0
Rutgers	1984-85	1984-85	1-0	Wisconsin	2004-05	2010-11	0-2
Saint Louis	2013-14	2013-14	0-1	Wisconsin-Green Bay	1993-94	1993-94	0-1
Sam Houston State	1997-98	1997-98	1-0	Wisconsin-Milwaukee	2003-04	2003-04	1-0
San Diego	2010-11	2010-11	1-0	Wofford	1920-21	2014-15	10-2
San Diego State	2011-12	2011-12	1-0	Wright Field	1945-46	1945-46	0-1
San Francisco	1948-49	1949-50	1-1	Wyoming	1948-49	1948-49	0-1
				Xavier	2013-14	2013-14	1-0
				Yale	1950-51	1999-00	3-0
				Youngstown State	2010-11	2010-11	1-0

## VS. THE ACC

Team	W-L	H	A	N	PNC	Last 10	Streak	Last Meeting
Boston College	10-9	6-3	3-5	1-1	6-3	8-2	W 2	W, 73-72 (h), 3/2/16
Clemson	100-50	48-14	32-31	20-5	8-5	6-4	W 2	W, 77-74 (h), 2/20/16
Duke	99-145	58-70	30-59	11-16	5-8	2-8	L 7	L, 89-92 (n), 3/9/16
Florida State	30-24	16-9	8-13	6-2	8-6	4-6	L 2	L, 73-77 (a), 2/1/16
Georgia Tech	56-38	31-11	17-21	8-6	11-3	6-4	L 1	L, 83-90 (h), 1/27/16
Louisville	9-10	5-4	2-5	2-1	0-1	4-6	L 2	L, 72-77 (h), 1/7/16
Miami	11-8	6-2	4-4	1-2	6-2	6-4	W 1	W, 85-69 (h), 1/30/16
North Carolina	77-153	45-64	23-74	9-15	4-13	2-8	L 2	L, 68-80 (h), 2/24/16
Notre Dame	4-6	0-4	3-2	1-0	0-1	4-6	L 2	L, 75-89 (a), 3/5/16
Pittsburgh	13-2	6-1	3-1	4-0	1-1	8-2	W 4	W, 78-61 (a), 1/19/16
Syracuse	3-6	1-2	1-4	1-0	1-2	3-7	L 2	L, 66-75 (a), 2/27/16
Virginia	82-63	38-21	24-39	21-2	7-6	2-8	L 4	L, 53-73 (a), 2/11/15
Virginia Tech	39-15	25-8	8-6	6-1	5-2	8-2	L 1	W, 79-63 (h), 2/21/15
Wake Forest	141-103	99-53	27-42	15-8	13-4	7-3	W 2	L, 88-84 (a), 2/3/15
Totals	714-671	401-280	194-326	119-64	66-52			

Note: All records are NC State's overall record vs. the ACC's current member institutions.

America East Conference			Montana	0	0	Hofstra	2	0	Northern Illinois	0	0	Tennessee-Martin	0	0	Nicholls State	0	0							
Opponent			W	L	Montana State	0	0	James Madison	1	0	Ohio	0	0	Tennessee State	0	0	Northwestern State	0	0					
Albany	0	0	North Dakota	0	0	Northeastern	3	0	Toledo	0	0	Tennessee Tech	1	0	Sam Houston State	1	0							
Binghamton	0	0	Northern Arizona	0	0	Towson	4	0	Western Michigan	1	0	Total		14	2	Southeastern Louisiana	0	0						
Hartford	3	0	Northern Colorado	0	0	UNC Wilmington	7	1	Total		7	0	Pac 12 Conference				Stephen F. Austin	0	0					
Maine	0	0	Portland State	0	0	William & Mary	23	6	Mid-Eastern Athletic Conference				Opponent		W	L	Texas A&M-CC	0	0					
UMBC	2	0	Sacramento State	0	0	Conference USA				Opponent		W	L	Opponent		W	L	Total		5	0			
UMass-Lowell	0	0	Southern Utah	0	0	Opponent		W	L	Opponent		W	L	Opponent		W	L	Southwestern Athletic Conference						
New Hampshire	2	0	Weber State	0	1	Opponent		W	L	Opponent		W	L	Opponent		W	L	Opponent		W	L			
Stony Brook	0	0	Total		0	1	Big South Conference			Opponent		W	L	Opponent		W	L	Opponent		W	L			
Vermont	2	0	Opponent				Opponent		W	L	Opponent		W	L	Opponent		W	L	Opponent		W	L		
Total		9	0	Opponent				Opponent		W	L	Opponent		W	L	Opponent		W	L	Opponent		W	L	
American Athletic Conference					Campbell	9	1	Charlotte	6	2	Bethune-Cookman	0	0	Arizona	0	2	Alabama A&M	1	0					
Opponent			W	L	Charleston Southern	7	0	Florida Atlantic	1	1	Coppin State	2	0	Arizona State	4	1	Alabama State	1	0					
Central Florida	2	0	Coastal Carolina	3	0	Florida International	2	0	Delaware State	3	0	California	1	1	Alcorn State	0	0	Alabama State	1	0				
Cincinnati	6	3	Gardner-Webb	1	0	Louisiana Tech	1	0	Florida A&M	1	0	Colorado	0	0	Arkansas-Pine Bluff	1	0	Alcorn State	0	0				
Connecticut	3	2	High Point	7	0	Marshall	0	0	Hampton	1	0	Oregon	0	0	Grambling	0	0	Alcorn State	0	0				
East Carolina	20	1	Liberty	2	0	Middle Tenn. St.	1	0	Howard	2	0	Oregon State	4	1	Jackson State	1	0	Alcorn State	0	0				
Houston	4	0	Longwood	0	0	North Texas	1	0	Maryland-Eastern Shore	3	0	Stanford	1	1	Miss. Valley State	0	0	Alcorn State	0	0				
Memphis	3	1	Presbyterian	1	0	Old Dominion	2	0	Morgan State	1	0	Southern California	2	1	Prairie View A&M	2	0	Alcorn State	0	0				
South Florida	4	0	Radford	2	0	Rice	2	1	Norfolk State	2	0	UCLA	1	3	Southern	0	0	Alcorn State	0	0				
SMU	1	1	UNC Asheville	18	0	Southern Mississippi	2	0	North Carolina A&T	7	0	Utah	1	2	Texas Southern	0	0	Alcorn State	0	0				
Temple	6	2	Winthrop	9	0	UT San Antonio	0	0	North Carolina Central	4	1	Washington	1	1	Total		15	13	Alcorn State	0	0			
Tulane	7	2	Total		59	1	Western Kentucky		1	1	Savannah State	1	0	Opponent		W	L	Opponent		W	L			
Tulsa	0	0	Opponent				Total		20	6	South Carolina State	2	0	Opponent		W	L	Opponent		W	L			
Total		65	20	Opponent				Horizon League				Washington State	0	0	Opponent		W	L	Opponent		W	L		
Atlantic 10 Conference					Opponent		W	L	Opponent		W	L	Opponent		W	L	Opponent		W	L	Opponent		W	L
Opponent			W	L	Opponent		W	L	Opponent		W	L	Opponent		W	L	Opponent		W	L	Opponent		W	L
Dayton	0	1	Illinois	0	3	Cleveland State	1	0	Bradley	0	0	American	1	0	Opponent		W	L	Opponent		W	L		
Duquesne	3	1	Indiana	0	3	Detroit	2	0	Drake	0	0	Army	2	0	Opponent		W	L	Opponent		W	L		
Fordham	3	2	Iowa	3	3	Green Bay	0	1	Evansville	0	0	Boston University	2	0	Opponent		W	L	Opponent		W	L		
George Mason	1	0	Maryland	74	77	UIC	0	0	Colgate	1	0	Bucknell	1	0	Opponent		W	L	Opponent		W	L		
George Washington	20	2	Michigan	3	4	Milwaukee	2	0	Holy Cross	5	2	Nebraska-Omaha	0	0	Opponent		W	L	Opponent		W	L		
La Salle	7	5	Michigan State	5	2	Northern Kentucky	0	0	Lafayette	0	0	Oral Roberts	0	0	Opponent		W	L	Opponent		W	L		
Massachusetts	1	3	Minnesota	2	0	Oakland	0	0	Lehigh	2	0	South Dakota	0	0	Opponent		W	L	Opponent		W	L		
Rhode Island	2	0	Nebraska	0	0	Valparaiso	1	0	Loyola (Md.)	4	0	South Dakota State	0	0	Opponent		W	L	Opponent		W	L		
Richmond	4	0	Northwestern	4	1	Wright State	0	0	Navy	3	1	Western Illinois	0	0	Opponent		W	L	Opponent		W	L		
St. Bonaventure	2	1	Ohio State	1	2	Youngstown State	1	0	Total		21	3	Total		1	0	Total		1	0	Total		1	0
St. Joseph's (Pa.)	3	0	Penn State	16	3	Total		7	1	Mountain West Conference				Southeastern Conference				South Belt Conference						
Saint Louis	0	1	Purdue	4	1	Ivy League				Opponent		W	L	Opponent		W	L	Opponent		W	L			
VCU	0	0	Rutgers	1	0	Opponent		W	L	Opponent		W	L	Opponent		W	L	Opponent		W	L			
Total		46	16	Total		113	101	Opponent		W	L	Opponent		W	L	Opponent		W	L	Opponent		W	L	
Atlantic Sun Conference					Opponent		W	L	Opponent		W	L	Opponent		W	L	Opponent		W	L	Opponent		W	L
Opponent			W	L	Opponent		W	L	Opponent		W	L	Opponent		W	L	Opponent		W	L	Opponent		W	L
Florida Gulf Coast	1	0	Baylor	1	0	Brown	0	0	Air Force	0	0	Alabama	3	4	Opponent		W	L	Opponent		W	L		
Jacksonville	3	0	Iowa State	1	0	Columbia	3	0	Boise State	1	0	Arkansas	1	0	Opponent		W	L	Opponent		W	L		
Kennesaw State	0	0	Kansas	1	11	Cornell	5	0	Colorado State	0	0	Auburn	5	3	Opponent		W	L	Opponent		W	L		
Lipscomb	1	0	Kansas State	2	2	Dartmouth	1	0	Fresno State	0	1	Boise State	6	4	Opponent		W	L	Opponent		W	L		
NJIT	0	0	Oklahoma	1	2	Harvard	0	0	Nevada	5	0	Florida	6	4	Opponent		W	L	Opponent		W	L		
North Florida	0	0	Oklahoma State	0	2	Pennsylvania	2	0	New Mexico	0	0	Georgia	10	9	Opponent		W	L	Opponent		W	L		
Stetson	5	0	TCU	0	0	Princeton	2	5	San Diego State	1	0	Kentucky	1	3	Opponent		W	L	Opponent		W	L		
USC Upstate	1	0	Texas	2	2	Yale	3	0	San Jose State	1	0	LSU	2	0	Opponent		W	L	Opponent		W	L		
Total		11	0	Total		17	30	Total		16	5	Mississippi State	0	1	Opponent		W	L	Opponent		W	L		
Big East Conference					Opponent		W	L	Metro Atlantic Conference				Missouri	3	1	Opponent		W	L	Opponent		W	L	
Opponent			W	L	Opponent		W	L	Opponent		W	L	Opponent		W	L	Opponent		W	L	Opponent		W	L
Butler	0	0	Cal Poly	2	0	Canisius	1	1	Air Force	0	0	Ole Miss	2	1	Opponent		W	L	Opponent		W	L		
Creighton	1	0	Cal State Fullerton	0	0	Fairfield	0	0	Boise State	1	0	Tennessee	7	3	Opponent		W	L	Opponent		W	L		
DePaul	3	4	Cal State Northridge	0	0	Iona	3	1	Colorado State	0	0	Texas A&M	1	0	Opponent		W	L	Opponent		W	L		
Georgetown	5	2	Hawaii	1	0	Manhattan	1	1	Fresno State	0	1	Vanderbilt	1	3	Opponent		W	L	Opponent		W	L		
Marquette	3	2	Long Beach State	2	0	Marist	1	0	Nevada	5	0	Total		91	60	Opponent		W	L	Opponent		W	L	
Providence	4	1	UC Davis	0	0	Monmouth	2	0	New Mexico	0	0	Opponent		W	L	Opponent		W	L	Opponent		W	L	
St. John's	7	6	UC Irvine	0	0	Niagara	1	0	San Diego State	1	0	Opponent		W	L	Opponent		W	L	Opponent		W	L	
Seton Hall	3	2	UC Riverside	0	0	Quinnipiac	0	0	San Jose State	1	0	Opponent		W	L	Opponent		W	L	Opponent		W	L	
Villanova	13	10	UC Santa Barbara	1	1	Rider	1	0	Utah State	1	0	Opponent		W	L	Opponent		W	L	Opponent		W	L	
Xavier	1	0	Total		6	1	Total		11	3	St. Francis (Pa.)	0	0	Opponent		W	L	Opponent		W	L			
Total		40	27	Total		6	1	Mid-American Conference				Wagner	0	0	Opponent		W	L	Opponent		W	L		
Big Sky Conference					Opponent		W	L	Opponent		W	L	Opponent		W	L	Opponent		W	L	Opponent		W	L
Opponent			W	L	Opponent		W	L	Opponent		W	L	Opponent		W	L	Opponent		W	L	Opponent		W	L
Eastern Washington	0	0	College of Charleston	1	0	Akron	3	0	Air Force	0	0	Alabama	3	4	Opponent		W	L	Opponent		W	L		
Idaho	0	0	Delaware	1	0	Ball State	0	0	Boise State	1	0	Arkansas	1	0	Opponent		W	L	Opponent		W	L		
Idaho State	0	0	Drexel	1	0	Bowling Green	1	0	Colorado State	0	0	Auburn	5	3	Opponent		W	L	Opponent		W	L		
Total		0	Total		2	Total		11	3	Total		8	1	Opponent		W	L	Opponent		W	L			
Colonial Athletic Association					Opponent		W	L	Opponent		W	L	Opponent		W	L	Opponent		W	L	Opponent		W	L
Opponent			W	L	Opponent		W	L	Opponent		W	L	Opponent		W	L	Opponent		W	L	Opponent		W	L
Eastern Washington	0	0	College of Charleston	1	0	Canisius	1	1	Austin Peay	1	0	Alabama	3	4	Opponent		W	L	Opponent		W	L		
Idaho	0	0	Delaware	1	0	Fairfield	0	0	Belmont	0	0	Arkansas	1	0	Opponent		W	L	Opponent		W	L		
Idaho State	0	0	Drexel	1	0	Iona	3	1	Eastern Illinois	0	0	Auburn	5	3	Opponent		W	L	Opponent		W	L		
Total		0	Total		2	Total		11	3	Total		8	1	Opponent		W	L	Opponent		W	L			

# NC STATE ON TV (SINCE 1985-86) / WOLFPACK RECORDS

## CBS (18-20)

Date	Opponent	Site	Result
3/5/16	Notre Dame	A	L, 75-89
1/23/16	Duke	H	L, 78-88
3/7/15	Syracuse	H	W, 71-57
1/11/15	Duke	H	W, 87-75
1/18/14	Duke	A	L, 60-95
2/2/13	Miami	H	L, 78-79
3/16/12	Georgetown (NCAA)	N	W, 66-63
1/3/09	Florida	A	L, 66-68
3/1/08	Duke	H	L, 86-87
3/19/06	Texas (NCAA)	N	L, 54-75
3/17/06	California (NCAA)	N	W, 58-52
3/4/06	Wake Forest	A	L, 63-76
2/25/06	Boston College	H	L, 72-74 (2ot)
3/25/05	Wisconsin (NCAA)	N	L, 56-65
3/20/05	Connecticut (NCAA)	N	W, 65-62
3/18/05	Charlotte (NCAA)	N	W, 75-63
3/21/04	Vanderbilt (NCAA)	N	L, 73-75
3/19/04	La.-Lafayette (NCAA)	N	W, 61-52
3/6/04	Wake Forest	A	W, 81-70
3/20/03	California (NCAA)	N	L, 74-76 (ot)
2/22/03	Duke	A	L, 68-79
3/17/02	Connecticut (NCAA)	N	L, 74-77
3/15/02	Michigan St. (NCAA)	N	W, 69-58
3/2/02	Wake Forest	A	L, 71-83
2/3/01	Syracuse	H	L, 53-54
3/16/91	Oklahoma St. (NCAA)	N	L, 64-73
3/14/91	Southern Miss (NCAA)	N	W, 114-85
2/16/91	Connecticut	A	W, 60-59
1/6/90	Temple	N	W, 74-71
3/24/89	Georgetown (NCAA)	N	L, 61-69
3/19/89	Iowa (NCAA)	N	W, 102-96 (2ot)
3/17/89	South Carolina (NCAA)	N	W, 81-66
1/7/89	Temple	H	W, 71-59
3/18/88	Murray State (NCAA)	N	L, 75-78
3/13/87	Florida (NCAA)	N	L, 70-82
3/23/86	Kansas (NCAA)	N	L, 67-75
3/21/86	Iowa State (NCAA)	N	W, 70-66
3/16/86	Ark-Little Rock (NCAA)	N	W, 81-66 (2ot)
3/14/86	Ark (NCAA)	N	W, 66-64
12/7/85	Kansas	N	L, 56-71

## ABC (4-14)

Date	Opponent	Site	Result
1/31/09	North Carolina	H	L, 76-93
3/3/07	Maryland	A	L, 59-79
2/3/07	North Carolina	H	W, 83-79
1/20/07	Duke	H	L, 56-79
2/18/06	Virginia Tech	A	W, 70-64
3/8/03	Wake Forest	H	L, 72-78
2/15/03	Temple	A	L, 54-76
2/11/01	Duke	A	L, 75-101
1/21/01	Maryland	H	L, 61-75
2/19/00	Duke	H	L, 66-71
2/21/99	Tulane	H	W, 74-60
3/1/98	Wake Forest	A	L, 57-71
2/8/98	Duke	H	L, 49-65
2/11/96	Arizona St.	N	W, 89-69
2/20/94	Duke	A	L, 58-85
2/21/93	Duke	H	L, 82-91
2/16/92	Duke	H	L, 63-71
12/19/87	Kansas	H	L, 67-740

## ESPN (61-72)

Date	Opponent	Site	Result
3/9/16	Duke (ACC) *	N	L, 89-92
2/15/16	Virginia	A	L, 53-73
2/6/16	Duke	A	L, 80-88
1/16/16	North Carolina	A	L, 55-67
3/12/15	Duke (ACC) *	N	L, 77-53
3/11/15	Pittsburgh (ACC) *	N	W, 81-70
3/15/14	Duke (ACC) *	N	L, 67-75

3/14/14	Syracuse (ACC) *	N	W, 66-63
3/13/14	Miami (ACC) *	N	W, 67-58
11/12/13	Cincinnati	A	L, 57-68
3/16/13	Miami (ACC)	N	L, 71-81
2/23/13	North Carolina	A	L, 65-76
1/26/13	North Carolina	H	W, 91-83
1/12/13	Duke	H	W, 84-76
12/4/12	Connecticut	N	W, 69-65
11/27/12	Michigan	A	L, 72-79
3/8/12	Boston College (ACC)!	N	W, 78-57
1/26/12	North Carolina	A	L, 55-74
2/5/11	Duke	A	L, 52-76
1/29/11	North Carolina	A	L, 64-84
1/19/11	Duke	H	L, 78-92
3/13/10	Georgia Tech (ACC) *	N	L, 54-57
2/13/10	North Carolina	A	L, 61-74
2/20/08	North Carolina	H	L, 70-84
2/14/08	Boston College	A	L, 65-82
1/12/08	North Carolina	A	L, 62-93
11/28/07	Michigan State	A	L, 58-81
3/20/07	West Virginia (NIT)	A	L, 66-71
3/11/07	North Carolina (ACC) *	N	L, 80-89
3/10/07	Virginia Tech (ACC) *	N	W, 72-64
3/9/07	Virginia (ACC) *	N	W, 79-71
3/8/07	Duke (ACC) *	N	W, 85-80 (ot)
3/10/06	Wake Forest* (ACC) *	N	L, 71-82
1/18/06	Duke	A	L, 68-81
3/12/05	Duke (ACC) *	N	L, 69-76
3/11/05	Wake Forest (ACC) *	N	W, 81-65
3/10/05	Florida State (ACC) *	N	W, 70-54
2/10/05	Wake Forest	A	L, 75-86
2/3/05	North Carolina	A	L, 71-95
1/13/05	Duke	H	L, 74-86
3/13/04	Maryland (ACC) *	N	L, 82-85
3/12/04	Florida State* (ACC)	N	W, 78-71
2/25/04	Georgia Tech	H	W, 79-69
1/28/04	North Carolina	A	L, 66-68
3/16/03	Duke (ACC) *	N	L, 77-84
3/15/03	Wake Forest (ACC) *	N	W, 87-83
3/14/03	Georgia Tech (ACC) *	N	W, 71-65
2/9/03	Virginia	A	L, 58-61
1/2/03	Massachusetts	A	L, 56-68
12/17/02	Gonzaga	N	L, 70-79
3/10/02	Duke (ACC) *	N	L, 61-91
3/9/02	Maryland (ACC) *	N	W, 86-82
3/8/02	Virginia (ACC) *	N	W, 92-72
2/14/02	Duke	A	L, 71-108
1/26/02	Temple	H	W, 80-61
3/9/01	Duke* (ACC)	N	L, 61-76
2/28/01	North Carolina	A	L, 63-76
2/7/01	Virginia	H	W, 90-80
1/31/01	Wake Forest	A	L, 69-74 (ot)
1/10/01	Duke	H	L, 78-84
3/28/00	Wake Forest (NIT)	N	L, 59-62 (ot)
3/21/00	Arizona State (NIT)	H	W, 60-57
3/11/00	Maryland (ACC) *	N	L, 61-64
3/10/00	Virginia (ACC) *	N	W, 76-65
2/12/00	Virginia	A	L, 82-88
2/9/00	North Carolina	H	L, 62-70
1/22/00	Georgia Tech	H	W, 66-58
3/6/99	Duke (ACC) *	N	L, 68-83
3/5/99	Wake Forest (ACC) *	N	W, 66-52
2/10/99	Maryland	H	L, 50-63
1/16/99	North Carolina	A	L, 56-59
12/5/98	Duke	A	L, 69-89
3/17/98	Georgia T	H	L, 55-61
3/6/98	North Carolina (ACC) *	N	L, 46-73
3/5/98	Florida State (ACC)	N	W, 65-63
2/26/98	Clemson	H	L, 72-77
1/21/98	North Carolina	H	L, 60-74
1/10/98	Maryland	H	L, 65-68
1/7/98	Duke	A	L, 50-64
11/12/97	Princeton	N	L, 36-38
3/17/97	West Virginia†	H	L, 73-76
3/12/97	SW Missouri St.(NIT)	H	W, 77-66
3/9/97	North Carolina (ACC) *	N	L, 54-64

3/8/97	Maryland (ACC) *	N	W, 65-58
3/7/97	Duke (ACC) *	N	W, 66-60
3/6/97	Georgia Tech (ACC)	N	W, 60-46
12/7/96	Wake Forest	H	L, 45-53
3/8/96	Georgia Tech (ACC) *	N	L, 88-73
3/7/96	Florida State (ACC)	N	W, 80-65
2/22/96	Maryland	H	L, 84-86
1/27/96	Clemson	A	W, 64-61
12/29/95	Missouri	N	W, 87-68
12/28/95	Massachusetts	N	L, 68-87
3/9/95	Duke (ACC)	N	L, 70-83
1/28/95	Clemson	H	L, 55-60
1/7/95	Virginia*	H	L, 65-76
1/4/95	North Carolina	H	W, 80-70
3/10/94	Clemson (ACC)	N	L, 63-76
2/9/94	Virginia	H	W, 67-54
3/11/93	Maryland (ACC)	N	L, 55-76
2/11/93	Virginia	A	L, 66-75
1/21/93	Duke	A	L, 56-92
12/16/92	Princeton	A	L, 41-50
12/5/92	Connecticut	H	L, 74-81
3/13/92	Florida State (ACC) *	N	L, 83-93
1/29/92	Wake Forest	A	L, 73-86
1/22/92	North Carolina*	H	W, 99-88
12/18/91	Princeton	H	L, 47-50 (ot)
12/2/91	Pittsburgh	N	W, 78-77
3/9/91	Duke (ACC) *	N	L, 72-93
3/8/91	Georgia Tech (ACC) *	N	W, 82-68
2/23/91	Virginia*	H	W, 83-76
2/20/91	Duke	A	L, 65-72
2/6/91	North Carolina*	H	W, 97-91
1/2/91	Clemson	H	W, 74-70
12/4/90	Syracuse	A	L, 79-86
2/21/90	Duke*	H	W, 76-71
2/17/90	Georgia Tech*	H	L, 92-95 (2ot)
2/7/90	North Carolina	A	W, 88-77
1/31/90	Virginia	H	W, 84-58
1/24/90	Duke	A	L, 82-85 (ot)
1/18/90	Wake Forest	A	W, 61-57
1/3/90	Clemson	H	W, 79-77
12/5/89	St. John's	N	W, 67-53
11/17/89	DePaul^	A	L, 63-70
11/15/89	Richmond^	H	W, 57-48
3/2/89	Maryland	H	W, 94-77
2/23/89	Duke	A	L, 65-86
2/18/89	Georgia Tech	A	W, 71-69
2/9/89	North Carolina	H	W, 98-88
1/26/89	Duke	H	W, 88-73
1/5/89	Clemson	A	W, 73-65
3/3/88	Maryland	H	W, 74-68
2/27/88	Virginia	A	W, 64-63
2/20/88	Georgia Tech	H	L, 84-87
2/18/88	Clemson	A	W, 88-63
2/11/88	North Carolina	A	L, 73-75 (ot)
2/6/88	Duke	A	W, 77-74
1/16/88	Georgia Tech	A	W, 76-74
2/19/87	Duke	A	L, 50-65
1/3/87	Maryland	H	W, 69-47
2/27/86	Georgia Tech	A	L, 57-69
11/30/86	Utah State	N	W, 94-82
11/29/86	Iowa	N	L, 89-90 (ot)
11/28/86	Texas	N	W, 69-68

## ESPN2 (37-43)

Date	Opponent	Site	Result
3/8/16	Wake Forest (ACC)	N	W, 75-72
1/2/16	Virginia Tech	A	L, 68-73 (ot)
12/1/15	Michigan	H	L, 59-66
11/24/15	LSU	N	W, 83-72 (ot)
2/21/15	Virginia Tech	H	W, 69-53
2/14/15	Louisville	A	W, 74-65
1/14/15	North Carolina	H	L, 81-79
1/7/15	Virginia	A	L, 61-51
12/20/14	West Virginia	N	L, 83-69
12/17/14	Tennessee	H	W, 83-72
2/1/14	North Carolina	A	L, 70-84
1/11/14	Virginia	H	L, 45-76

12/28/13	Missouri	H	L, 64-68
3/15/13	Virginia (ACC)	N	W, 75-56
3/9/13	Florida State	A	L, 67-71
2/19/13	Florida State	H	W, 84-66
2/16/13	Virginia Tech	H	W, 90-86 (ot)
1/29/13	Virginia	A	L, 55-58
1/16/13	Maryland	A	L, 50-51
1/5/13	Boston College	A	W, 78-73
12/18/12	Stanford	H	W, 88-79
11/18/12	Oklahoma State	N	L, 56-76
11/16/12	Massachusetts	N	W, 94-76
11/15/12	Penn State	N	W, 72-55
1/28/12	Virginia	H	L, 60-61
12/17/11	Syracuse	H	L, 72-76
11/25/11	Indiana	H	L, 75-86
3/10/11	Maryland\$	N	L, 67-75
2/17/11	Clemson	H	W, 69-61
2/2/11	Virginia Tech	H	L, 69-77
12/4/10	Syracuse	A	L, 59-65
12/1/10	Wisconsin	A	L, 48-87
3/12/10	Florida State (ACC)#	N	W, 58-52
1/23/10	Maryland	A	L, 64-88
3/12/09	Maryland\$	N	L, 69-74
1/31/08	Duke#	A	L, 72-92
1/23/08	Georgia Tech	H	L, 74-77
11/25/07	Villanova	N	W, 69-68
11/23/07	South Carolina	N	W, 63-61
11/22/07	Rider	N	W, 72-63
2/14/07	Maryland	H	L, 70-85
11/27/06	Michigan	H	W, 74-67
1/7/06	North Carolina	A	L, 69-82
11/30/05	Iowa	A	L, 42-45
11/29/04	Purdue	H	W, 60-53
1/20/04	Boston College	A	L, 65-66 (ot)
1/7/04	BYU	H	W, 89-62
12/2/03	Michigan	A	L, 61-68
3/5/03	Clemson	A	W, 63-60
2/6/03	Wake Forest	A	L, 58-73
1/16/03	Boston College	H	L, 81-93
12/4/02	Northwestern	H	W, 74-49
2/6/02	Virginia	H	W, 85-68
1/30/02	Wake Forest	H	L, 81-82
12/8/01	Syracuse	A	W, 82-68
11/27/01	Ohio State	A	L, 50-64
1/28/01	North Carolina#	H	L, 52-60
1/25/01	Florida State	A	W, 84-81 (ot)
11/29/00	Penn State	H	W, 84-76
2/24/00	Georgia Tech	A	L, 63-66
1/29/00	Arizona State	H	W, 79-68
1/6/00	Maryland	H	W, 68-66
12/1/99	Purdue	A	W, 61-59
11/19/99	Georgia	H	W, 67-63
2/24/99	Florida State	H	W, 71-63
1/30/99	Duke#	H	L, 61-80
1/14/99	Virginia	H	W, 82-72
2/21/98	North Carolina#	A	W, 86-72
11/11/97	Georgia	N	W, 47-45
1/25/97	Georgia Tech#	A	L, 53-54
1/12/97	Maryland#	H	L, 59-68
2/25/96	Georgia Tech#	A	L, 83-92 (ot)
2/17/96	Duke	A	L, 76-79 (ot)
1/20/96	Maryland#	A	L, 74-77 (ot)
1/13/96	Florida State#	H	W, 71-65
1/6/96	Virginia#	A	L, 69-73
2/18/95	Duke#	H	W, 84-79
3/5/94	Wake Forest#	H	W, 71-63
2/5/94	North Carolina#	H	L, 64-77
1/29/94	Clemson#	A	L, 73-95

**ESPNU (37-17)**

Date	Opponent	Site	Result
1/10/16	Wake Forest	A	L, 74-77
1/6/16	Louisville	H	L, 72-77
12/13/15	South Florida	A	W, 65-46
11/15/15	South Alabama	H	W, 88-70
1/25/15	Notre Dame	H	W, 81-78 (ot)

12/30/14	Cincinnati	H	L, 76-60
12/6/14	Wake Forest	H	W, 78-65
12/2/14	Purdue	A	L, 66-61
3/14/13	Virginia Tech (ACC)%	N	W, 80-63
3/3/13	Georgia Tech	A	W, 70-57
1/20/13	Clemson	H	W, 66-62
3/9/14	Boston College	H	W, 78-68
3/3/14	Pittsburgh	A	W, 71-64
2/18/14	Clemson	A	L, 73-56
2/11/14	Wake Forest	H	W, 82-67
1/26/14	Georgia Tech	H	W, 80-78 (ot)
1/20/14	Maryland	H	W, 65-56
12/18/13	Tennessee	A	W, 65-58
12/4/13	Northwestern	H	W, 68-47
12/31/12	UNC Greensboro	H	W, 89-68
12/29/12	Western Michigan	H	W, 84-68
3/10/12	North Carolina (ACC)%	N	L, 67-69
3/9/12	Virginia (ACC)%	N	W, 67-62
3/4/12	Virginia Tech	A	W, 70-58
1/8/12	Maryland	H	W, 79-74
1/11/11	Boston College	A	L, 66-75
11/21/10	Georgetown	N	L, 67-82
11/19/10	George Mason	N	W, 78-65
3/20/10	UAB (NIT)	A	L, 52-72
3/16/10	USF (NIT)	A	W, 58-57
2/10/10	Virginia Tech	H	L, 52-72
2/3/10	Virginia	A	L, 47-59
12/1/09	Northwestern	H	L, 53-65
3/4/09	Boston College	H	W, 74-69
1/27/09	Miami	H	W, 84-81 (ot)
1/13/09	Florida State	H	L, 65-78
12/22/08	Marquette	H	L, 65-68
2/27/08	Florida State	H	L, 62-72
2/5/08	Virginia Tech	H	W, 73-63
3/13/07	Drexel (NIT)	A	W, 63-56
2/28/07	Wake Forest	H	W, 73-66
1/2/07	UNC Greensboro	H	W, 95-93 (ot)
12/30/06	UNC Wilmington	H	W, 71-52
12/28/06	East Carolina	H	W, 64-57
12/23/06	Cincinnati	A	L, 71-80
2/15/06	Florida State	H	W, 88-64
2/8/06	Miami	A	W, 86-77 (2ot)

**ESPN3 (21-3)**

Date	Opponent	Site	Result
12/16/15	High Point	H	W, 76-73
11/27/15	Winthrop	H	W, 87-79
11/23/15	Arizona State	N	L, 76-79
11/18/15	IUPUI	H	W, 79-56
11/13/15	William & Mary	H	L, 68-85
12/23/14	Louisiana Tech	H	W, 73-65
11/28/14	Boise State	H	W, 60-54
11/26/14	Richmond	H	W, 84-72
11/17/14	Hofstra	H	W, 76-64
11/14/14	Jackson State	H	W, 93-58
12/14/13	Detroit	H	W, 82-79
11/30/13	Eastern Kentucky	H	W, 75-56
11/26/13	Florida Gulf Coast	H	W, 82-62
11/16/13	Campbell	H	W, 81-66
11/8/13	Appalachian State	H	W, 98-77
12/22/12	St. Bonaventure	H	W, 92-73
12/15/12	Norfolk State	H	W, 84-62
11/23/12	UNC Asheville	H	W, 82-80
11/9/12	Miami (Ohio)	H	W, 97-59
12/31/11	Western Carolina	H	W, 82-55
12/22/11	Northeastern	H	W, 88-59
11/21/11	Texas	N	W, 77-74
11/19/11	Vanderbilt	N	L, 79-86
11/13/11	Morehead State	H	W, 91-61

**RSN (9-4)**

Date	Opponent	Site	Result
3/2/16	Boston College	H	W, 73-72
2/13/16	Wake Forest	H	W, 99-88
12/29/15	Northeastern	H	W, 72-66

12/5/15	Bucknell	H	W, 99-86
3/3/15	Clemson	A	W, 66-61
2/28/15	Boston College	A	L, 79-63
12/14/14	Wofford	H	L, 55-54
12/12/14	Charleston Southern	H	W, 86-50
11/20/14	Jacksonville	H	W, 79-43
1/22/13	Wake Forest	A	L, 84-86
12/8/12	Cleveland State	H	W, 80-63
2/29/12	Miami	H	W, 77-73
1/11/12	Georgia Tech	H	L, 71-82

**ACCN (20-18)**

Date	Opponent	Site	Result
2/27/16	Syracuse	A	L, 66-75
2/24/16	North Carolina	H	L, 68-80
2/20/16	Clemson	H	W, 77-74
1/30/16	Miami	H	W, 85-69
1/27/16	Georgia Tech	H	L, 83-90
1/19/16	Pittsburgh	A	W, 78-61
1/13/16	Florida State	H	L, 78-85
2/24/15	North Carolina	A	W, 58-46
2/11/15	Virginia	H	L, 51-47
2/3/15	Wake Forest	A	L, 88-84
1/31/15	Georgia Tech	A	W, 81-80 (ot)
1/28/15	Clemson	H	L, 68-57
1/22/15	Miami	A	L, 65-60
1/17/15	Florida State	A	W, 72-63
1/3/15	Pittsburgh	H	W, 68-50
3/1/14	Miami	H	L, 70-85
2/26/14	North Carolina	H	L, 84-85 (ot)
2/15/14	Syracuse	A	L, 55-56
1/29/14	Florida State	H	W, 74-70
1/15/14	Wake Forest	A	L, 69-70
1/7/14	Notre Dame	A	W, 77-70
1/4/14	Pittsburgh	H	L, 62-74
3/6/13	Wake Forest	H	W, 81-60
2/27/13	Boston College	H	W, 82-64
2/10/13	Clemson	A	W, 58-57
2/7/13	Duke	A	L, 85-98
1/9/13	Georgia Tech	H	W, 83-70
2/25/12	Clemson	A	L, 69-73 (ot)
2/21/12	North Carolina	H	L, 74-86
2/18/12	Florida State	H	L, 62-76
2/16/12	Duke	A	L, 73-78
2/4/12	Wake Forest	H	W, 87-76
2/1/12	Boston College	A	W, 56-51
1/22/12	Miami	A	W, 78-73
1/19/12	Boston College	H	W, 76-62
1/14/12	Wake Forest	A	W, 76-40

**TBS (2-2)**

Date	Opponent	Site	Result
3/27/15	Louisville (NCAA)	N	L, 75-65
3/21/15	Villanova (NCAA)	N	W, 71-68
3/19/15	LSU (NCAA)	N	W, 66-65
3/22/13	Temple (NCAA)	N	L, 72-76

**TNT (0-2)**

Date	Opponent	Site	Result
3/20/14	Saint Louis (NCAA)	N	L, 80-83 (ot)
3/23/12	Kansas (NCAA)	N	L, 57-60

**TRU TV (2-0)**

Date	Opponent	Site	Result
3/18/14	Xavier (NCAA)	N	W, 74-59
3/16/11	San Diego St. (NCAA)	N	W, 79-65

^ Preseason NIT \* Split between ESPN/Raycom  
 # Split between ESPN2/Raycom  
 ! Split between ESPN/ACCN  
 % Split between ESPNU/ACCN