

SHARP

Be Original.

PN-E803
PN-E703
PN-E603
LCD MONITOR

Slimline LCD Monitors for Diverse Signage Applications



Whether in 80-, 70-, or 60-inch form, Sharp's sleek PN-E803/E703/E603 monitors offer a sophisticated way to convey your message. They combine full-HD image quality and improved energy efficiency with professional-use durability and round-the-clock dependability. The versatile operation and stunning images of these monitors make them ideal for a variety of applications. Wherever you need high-impact professional monitors to get your meaning across—in retail spaces, hotel lobbies, conference rooms, and elsewhere—the PN-E803/E703/E603 will grab and keep the attention of your target audience.

Superb Image Quality

PN-E803/E703/E603 LCD panels incorporate Sharp's UV²A* technology, which prevents light leakage and ensures highly efficient use of light from the backlight. Thanks to this technology, the monitors achieve truly bright whites and extremely deep blacks. All three models support full-HD (1920 x 1080 pixel) resolution, for beautifully clear rendering of detailed text and graphics.

* UV²A stands for Ultraviolet-induced Multi-domain Vertical Alignment, a photo-alignment technology that ensures uniform alignment of liquid crystal molecules.



Choice of Screen Size and Installation Mode

The choice of three screen sizes—80, 70, or 60 inches—means you can select the high-quality professional LCD monitor that's right for the type of content you plan to show and for your specific installation purposes. These monitors can be installed in either a landscape or a portrait orientation. Portrait mode offers the look and impact of a poster, while landscape mode puts wide images on vivid display. Optimise your choice and maximise your audience impact.

Thin, Lightweight Design

Streamlined for a pleasing appearance and minimal protruding parts, these professional LCD monitors boast exceptionally thin profiles. At their thickest point, the PN-E703 and PN-E603 measure just 39.4 mm (1 9/16"), while the PN-E803 measures only 96 mm (3 3/4"). The thin and lightweight design of PN-E803/E703/E603 monitors gives them a stylish profile and facilitates easy installation in a variety of settings.



24/7 Operation

Built solid, the PN-E803/E703/E603 monitors are ideal for use in 24-hour stores and in other demanding professional applications that require around-the-clock operation seven days a week.



A Variety of Input/Output Terminals

PN-E803/E703/E603 monitors come standard-equipped with a wealth of input and output terminals—including DisplayPort and DVI-D—that allow easy connection with various types of equipment.

Dual Screen Display

Picture-in-Picture (PIP) mode allows an AV-sourced image to be displayed within a PC-sourced one (or vice versa), while Picture-by-Picture (PbyP) mode puts images from AV and PC sources side by side for split-screen viewing.

Enlarge (Zoom) Display Mode

Multiple monitors can be grouped together to display a single enlarged image in Enlarge (Zoom) Display mode, which corrects the framing of the image to eliminate misalignment between monitors.

Mirror Display Mode (Daisy Chain)

With Mirror Display mode, the same image can be displayed on a daisy chain of PN-E803/E703/E603 monitors for the powerful impact of image repetition. A maximum of 25 monitors* can be daisy-chained via DisplayPort, and up to five monitors via DVI-D cable.

* Up to 25 for non-HDCP-encoded content; four for HDCP-encoded content.

Built-In Speakers

Built-in speakers eliminate the need for external speakers and keep the PN-E803/E703/E603 monitors stylishly streamlined. The speakers emit sound from both sides of the monitors, making them ideal for conveying audio information and playing location-appropriate background music.

Energy Efficient

Compared to conventional CCFL backlighting, LED backlighting on the PN-E803/E703/E603 monitors helps ensure reliable performance with low power consumption—roughly 55% less energy use for the PN-E603 and 44% less for the PN-E703.

Fanless Architecture

Fanless architecture maintains airflow and dissipates heat without the use of mechanical air-ventilation fans, which can attract dust and create noise. This fanless design also facilitates monitor maintenance.

Built-In Temperature Sensor

Should the temperature inside the monitor rise, a built-in sensor will detect it, and the backlight system will automatically make adjustments to keep the temperature at the desired operational level*.

* The monitor automatically goes into standby mode when the internal temperature remains consistently above the designated operational level.

ID Setting

Thanks to an RS-232C interface, PN-E803/E703/E603 monitors can be easily controlled and monitored from a central location via a PC. Each monitor can be assigned an individual ID code that specifies it when remotely turning it on or off, switching its input, or making various screen adjustments and settings to it.



RS-232C straight cable

Sharp Digital Signage Software (SDSS)

What SDSS Can Do

STEP 1 Easy Program Creation and Scheduling

Creating Programs

To facilitate program creation, users can determine screen layout and playback order for the content with straightforward mouse operation.

Creating and Editing Schedules

Through drag-and-drop operation, users can easily specify the time and date at which programs are to be displayed.

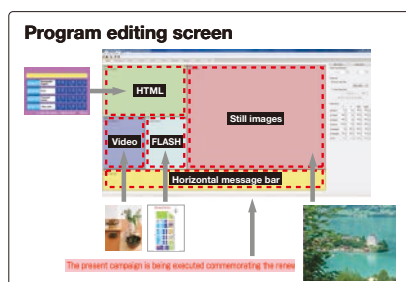
STEP 2 Easy Delivery

Once STEP 1 is complete, the scheduled program can be sent to the target PC (where PN-SV01 is installed) for display.

STEP 3 Easy Management*

The operational status and the programs being displayed can be remotely monitored from a controller/operation PC(s), so that any problems that arise can be dealt with swiftly.

* Available on PN-SS02/SS05/SW05.



Display screen



SDSS Packages to Match Signage Needs

In Stand-Alone Systems

PN-SS01 Stand-Alone Version

Scheduled programs can be **delivered** and **displayed** at a designated time on a **single LCD monitor**.

In Network Systems

PN-SS02 Network Version

Enables programs to be distributed **via the network to one or multiple PCs** for display on **up to 100 LCD monitors** according to a set schedule.

PN-SS05 Pro Version

Same functions as PN-SS02, plus support for **larger and more complex systems**. Can distribute scheduled programs to **up to 1,000 LCD monitors**.

PN-SW05 Pro Web Server Version

Same functions as PN-SS05 and **operable via a web browser**. Programs, schedules, and other items can be centrally stored and managed on a web server database (i.e., a controller PC), **accessible by up to 50 remote PCs**.

PN-SV01 Viewer Version

Dedicated software for displaying scheduled programs on Sharp LCD monitors. To be used with PN-SS01/SS02/SS05/SW05 software.

Note: This software requires a PC with Windows® OS. Availability of SDSS options depends on country or region. Consult your nearest Sharp representative for details.

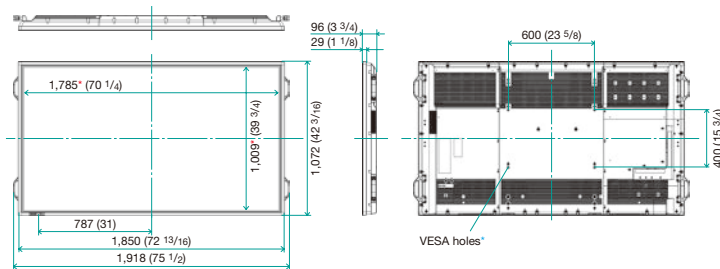
Specifications

Model Name	PN-E803	PN-E703	PN-E603	
Installation	Landscape / Portrait			
LCD Panel	80-inch widescreen (203.2 cm diagonal) UV ² A LCD	70-inch widescreen (176.6 cm diagonal) UV ² A LCD	60-inch widescreen (152.5 cm diagonal) UV ² A LCD	
LCD Panel	Max. Resolution	1,920 x 1,080 pixels		
	Max. Display Colours (approx.)	1.06 billion colours		
	Pixel Pitch (H x V)	0.923 x 0.923 mm	0.802 x 0.802 mm	0.692 x 0.692 mm
	Max. Brightness* ¹	470 cd/m ²	450 cd/m ²	
	Contrast Ratio	5,000 : 1	4,000 : 1	
	Viewing Angle (H/V)	176°/176° (CR ≥ 10)		
	Active Screen Area (W x H)	1,771.2 x 996.3 mm (69 3/4" x 39 1/4")	1,538.9 x 865.6 mm (60 9/16" x 34 1/16")	1,329.1 x 747.6 mm (52 5/16" x 29 7/16")
	Response Time	4 ms (grey to grey, avg.)	6 ms (grey to grey, avg.)	
Backlight	LED, full-array			
Computer Input	Video	Analogue RGB (0.7 Vp-p) [75Ω], Digital (conforms to DVI 1.0 standards), DisplayPort		
	Synchronisation	Horizontal/vertical separation (TTL: positive/negative), Sync on green, Composite sync (TTL: positive/negative)		
	Plug & Play	VESA DDC2B		
	Power Management	VESA DPMS, DVI DMPM		
Video Colour System	NTSC (3.58 MHz, 4.43 MHz), PAL, PAL60, SECAM			
Input Terminals* ²	DisplayPort x 1, DVI-I x 1, Mini D-sub 15-pin x 1, HDMI x 2* ³ , 3.5 mm-diameter mini stereo jack x 2, RS-232C x 1			
Output Terminals* ²	DisplayPort x 1 (supports video signals only), DVI-D x 1, 3.5 mm-diameter mini stereo jack x 1, RS-232C x 1			
Input/Output Terminals* ²	LAN port x 1			
Speaker Output	10 W + 10 W			
Power Supply	100V – 240V AC, 50/60 Hz			
Power Consumption	280 W	225 W	180 W	
Environmental Conditions	Operating Temperature	0°C to 40°C		
	Operating Humidity	20% to 80% RH (no condensation)		
Dimensions (W x D x H) (approx.) (display only)	1,850 x 96 x 1,072 mm (72 13/16" x 3 3/4" x 42 3/16")	1,578 x 39.4 x 916 mm (62 1/8" x 1 9/16" x 36 1/16")	1,378 x 39.4 x 794 mm (54 1/4" x 1 9/16" x 31 1/4")	
Weight (approx.)	57 kg (125.7 lbs)	43 kg (94.8 lbs)	32 kg (70.5 lbs)	
Main Accessories	Power cord, remote control unit, battery (AA size) x 2, set-up manual, vertical sticker (logo), vertical sticker (operation panel)* ⁴ , cover SHARP logo, cable clamp, CD-ROM			

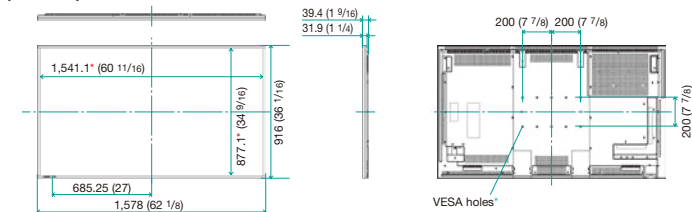
*¹ Brightness will depend on input mode and other picture settings. Brightness level will decrease over time. Due to the nature of the equipment, it is not possible to precisely maintain a constant level of brightness. *² Use a commercially available connection cable for PC and other video connections. *³ For both PC and AV components. *⁴ For PN-E803 only.

Dimensions

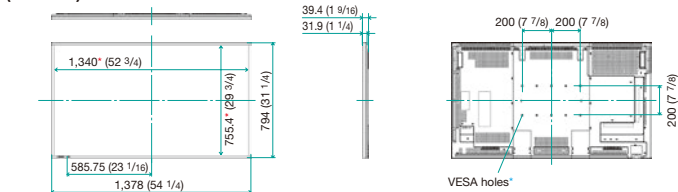
(PN-E803)



(PN-E703)



(PN-E603)




Units: mm (inch)

* Screen dimensions


* To use the VESA-standard mounting bracket, use M6 screws that are 8 to 10 mm plus the thickness of the bracket.

Input/Output Terminals

(Bottom)



(Side)



Windows is either a registered trademark or trademark of Microsoft Corporation in the US and/or other countries. DisplayPort and the DisplayPort Compliance Logo are trademarks owned by the Video Electronics Standards Association in the US and other countries. The terms HDMI, HDMI High-Definition Multimedia Interface, and the HDMI Logo are trademarks or registered trademarks of HDMI Licensing Administrator, Inc. All other brand names and product names may be trademarks or registered trademarks of their respective owners.

All screen images appearing in this brochure are simulated.

DESIGN AND SPECIFICATIONS ARE SUBJECT TO CHANGE WITHOUT PRIOR NOTICE.



Distributed by:

SHARP