

Gabriel[®]

THE ORIGINAL

2023

MEDIUM DUTY
& LAST MILE
DELIVERY



SHOCKS & STRUTS



Table of Contents

Last Mile Delivery

Last Mile Delivery Shocks & Struts - Application Listing.....	3
Last Mile Delivery Shocks & Struts - Numerical Listing.....	58

Medium Duty

Medium Duty Shocks - Application Listing.....	78
Medium Duty Shocks - Numerical Listing	117

End Mount Specifications.....	128
Specifications by End Mount	134
Specifications by Part Number	145



Last Mile Delivery Shocks & Struts

(Alphabetical Listing)

(Numerical Listing)

**Amortiguadores y Struts
para entrega de
última final**

(Lista alfabética)
(Listado numérico)

**Amortisseurs et Jambes de Force
pour la livraison du dernier
kilomètre**

(Liste alphabétique)
(Ordre numérique)

Gabriel®

THE ORIGINAL

SCAN TO WATCH!

For more information
on Last Mile Delivery



[Gabriel.com/LastMile](https://gabriel.com/LastMile)

APPLICATION GUIDE

Year	Fitment Notes								
		 Fleetline\ Gas SLX	Classic\ Ultra\ ProGuard\ Guardian	Max Control\ LTV Severe Duty\ Load Carrier	Steering Dampers\ Steering Stabilizer\ Cab Shock	 Fleetline\ Gas SLX	Classic\ Ultra\ ProGuard\ Guardian	Max Control\ LTV Severe Duty\ Load Carrier\ HiJackers	Steering Dampers\ Steering Stabilizer\ Cab Shock

CHEVROLET

CHEVROLET

B7

93-02	Models with 15000, 19000, 21000 lb Multileaf Springs & O.E.M. Number : 15174902 , 22064232	I	O	I	O	85071
-------	--	---	---	------	------	------	------	---	---	-------	------	------	------

C60 KODIAK

90-96	Truck Cabs with Link Cabmate Model GMC104TK & O.E.M. Number : 1201-0054 , 12010054 , 1202-0054 , 12020054	O	O	83021	I	O
-------	---	---	---	------	------	------	-------	---	---	------	------	------	------

C70 KODIAK

90-96	Truck Cabs with Link Cabmate Model GMC104TK & O.E.M. Number : 1201-0054 , 12010054 , 1202-0054 , 12020054	O	O	83021	I	O
-------	---	---	---	------	------	------	-------	---	---	------	------	------	------

C3500HD

91-02	Solid Front Axle	O	O	O	O	61543	43163 ⁸ 58488 ⁵⁵
-------	------------------	---	---	------	------	------	------	---	---	------	-------	---	------

C4500 KODIAK

03-09	C Chassis - Conventional Cab & O.E.M. Number : 15123676, 15588554, 15887728, 19152843, 22064230, 88982682	I	I	83136	I	O
	C Chassis - Conventional Cab w/19000, 21000, 23000 lb Taperleaf Springs (EXC Low Profile Vehicle) & O.E.M. Number : 22064233	I	I	I	O	83136
	C Chassis - Conventional Cab With 15000, 19000, 21000 lb Multileaf Springs & O.E.M. Number : 15174902 , 22064232 , 88982686	I	I	I	O	85071
	Truck Cabs with Link Cabmate Model GMC104TK & O.E.M. Number : 1201-0054 , 12010054 , 1202-0054 , 12020054	O	O	83021	I	O

C5500 KODIAK

03-09	C Chassis - Conventional Cab & O.E.M. Number : 15123676, 15588554, 15887728, 19152843, 22064230, 88982682	I	I	83136	I	O
	C Chassis - Conventional Cab w/19000, 21000, 23000 lb Taperleaf Springs (EXC Low Profile Vehicle) & O.E.M. Number : 22064233	I	I	I	O	83136
	C Chassis - Conventional Cab With 15000, 19000, 21000 lb Multileaf Springs & O.E.M. Number : 15174902 , 22064232 , 88982686	I	I	I	O	85071
	Truck Cabs with Link Cabmate Model GMC104TK & O.E.M. Number : 1201-0054 , 12010054 , 1202-0054 , 12020054	O	O	83021	I	O
90-91	C Chassis - Conventional Cab & O.E.M. Number : 15123676, 15588554, 15887728, 19152843, 22064230, 88982682	I	I	83136	I	O
	C Chassis - Conventional Cab w/19000, 21000, 23000 lb Taperleaf Springs (EXC Low Profile Vehicle) & O.E.M. Number : 22064233	I	I	I	O	83136
	C Chassis - Conventional Cab With 15000, 19000, 21000 lb Multileaf Springs & O.E.M. Number : 15174902 , 22064232 , 88982686	I	I	I	O	85071
	C Chassis - Conventional Cab with 9100 to 17500 lb Rear Axle & O.E.M. Number : 22064432	O	O	O	O	83221
	Truck Cabs with Link Cabmate Model GMC104TK & O.E.M. Number : 1201-0054 , 12010054 , 1202-0054 , 12020054	O	O	83021	I	O

C7500 KODIAK

97-09	Truck Cabs with Link Cabmate Model GMC104TK & O.E.M. Number : 1201-0054 , 12010054 , 1202-0054 , 12020054	O	O	83021	I	O
-------	---	---	---	------	------	------	-------	---	---	------	------	------	------

EXPRESS 4500

09-22	All	I	O	61685 G63895	O	O	61687 G63897	58638 ⁵⁵ 77638
-------	-----	---	---	------	-----------------	------	------	---	---	------	-----------------	------------------------------	------

P60

92-96	Motorhome Chassis with O.E.M. Number : 22064233	I	I	I	O	83136
-------	---	---	---	------	------	------	------	---	---	-------	------	------	------

P6000

92-96	Motorhome Chassis with O.E.M. Number : 22064233	I	I	I	O	83136
-------	---	---	---	------	------	------	------	---	---	-------	------	------	------

APPLICATION GUIDE

Year	Fitment Notes								
		Fleetline/ Gas SLX	Classic/ Ultra/ ProGuard/ Guardian	Max Control/ LTV Severe Duty/ Load Carrier	Steering Dampers/ Steering Stabilizer/ Cab Shock	Fleetline/ Gas SLX	Classic/ Ultra/ ProGuard/ Guardian	Max Control/ LTV Severe Duty/ Load Carrier/ HiJackers	Steering Dampers/ Steering Stabilizer/ Cab Shock

CHEVROLET

CHEVROLET

PICKUP 3/4 TON, C20

75-86	All	O	61525 81039 G63355
	Single System Steering Stabilizer	O	61525 81039 G63355	6802SE ⁸⁴
	Crew Cab Pickup	O	61525 81039 G63355	34036 ⁸	G63366
	Standard Cab Pickup	O	61525 81039 G63355	34036 ⁸	61524 81164 G63349	43111 ⁸ 49155 ⁷
73-74	Single System Steering Stabilizer	O	6802SE ⁸⁴
	Crew Cab Pickup	O	61525 81039 G63355	34036 ⁸
	Standard Cab Pickup	O	61524 81164	43111 ⁸ 49155 ⁷
67-72	All	O	61525 81039 G63355	34036 ⁸	G63306
	Coil(RearSpringType)	O	61525 81039 G63355	34036 ⁸	82003 G63306	49107 ⁷
	Leaf(RearSpringType)	O	61525 81039 G63355	34036 ⁸	G63306	49162 ⁷
	Single System Steering Stabilizer	O	61525 81039 G63355	34036 ⁸	6802SE ⁸⁴	G63306
63-66	All	O	61525 81039 G63355	34036 ⁸	G63306	49162 ⁷
	Single System Steering Stabilizer	O	61525 81039 G63355	34036 ⁸	6802SE ⁸⁴	G63306	49162 ⁷
60-62	All	O	82035	82086

PICKUP 3/4 TON, C25 / C2500

88-00	All	O	61544 81668 G63489	34073 ⁸ 58489 ⁵⁵ 77489	61543 81667 G63488	43163 ⁸ 49218 ⁷ 58488 ⁵⁵ 77488
92-99	Exc. OE Unit	O	61544 81668 G63489	34073 ⁸ 58489 ⁵⁵ 77489	6853SE ⁸²	61543 81667 G63488	43163 ⁸ 49218 ⁷ 58488 ⁵⁵ 77488

PICKUP 3/4 TON, K20

81-86	Exc. Lift Kit	O	G63347	14017	61524 81164 G63349	43111 ⁸
	Quad Suspension Long Shock; Exc. Lift Kit	O	61522 ⁶ 81496 ⁶	14017
	Quad Suspension Short Shock; Exc. Lift Kit	O	61516 ⁶	14017
	Standard Suspension; Exc. Lift Kit	O	81113 ⁶	14017	49155 ⁷
73-86	All	O	14017
	Dual System Steering Stabilizer	O	6802SE ⁸⁴ 14017
	Single System Steering Stabilizer	O	6804SE ⁸⁰ 14017

6 It is recommended that when replacing shocks on vehicles with "quad shocks" all 4 shocks should be matched by series.

8 Pair Packs.

80 Mounting bracket not required, install on O.E. Shock Mounts. See Ref. C for optional Steering Stabilizer Boots.





84 Replacement damper for vehicles with the Gabriel Aftermarket mounting kit.

7 Pair Packs, Air hose kit included.

55 Non Gas Charged Shock

82 Use kit if listed, See Ref. C for optional Steering Stabilizer Boots.











APPLICATION GUIDE

Year	Fitment Notes								
		 Fleetline\ Gas SLX	Classic\ Ultra\ ProGuard\ Guardian	Max Control\ LTV Severe Duty\ Load Carrier	Steering Dampers\ Steering Stabilizer\ Cab Shock	 Fleetline\ Gas SLX	Classic\ Ultra\ ProGuard\ Guardian	Max Control\ LTV Severe Duty\ Load Carrier\ HiJackers	Steering Dampers\ Steering Stabilizer\ Cab Shock





CHEVROLET

CHEVROLET















PICKUP 3/4 TON, K20 (cont)

75-80	Exc. Lift Kit		61516 ⁶ 81113 ⁶ G63347	14017		61524 81164 G63349	43111 ⁸ 49155 ⁷
73-74	Exc. Lift Kit		61516 ⁶ 81113 ⁶ G63347	14017		61524 81164	43111 ⁸ 49155 ⁷
69-72	Exc. Lift Kit		61516 ⁶ 81113 ⁶ G63347	
67-72	Dual System Steering Stabilizer		6802SE ⁸⁴	
61-72	Single System Steering Stabilizer		6803SE ⁸⁴	





PICKUP 3/4 TON, K25 / K2500

99-00	Exc. OE Unit		61542 81726 G63609	58609 ⁵⁵ 77609	6853SE ⁸²		61543 81667 G63488	43163 ⁸ 49218 ⁷ 58488 ⁵⁵ 77488
88-00	All		61542 81726 G63609	58609 ⁵⁵ 77609		61543 81667 G63488	43163 ⁸ 49218 ⁷ 58488 ⁵⁵ 77488









PICKUP 3/4 TON, R20

88	All		61525 81039 G63355	
	Single System Steering Stabilizer		61525 81039 G63355	6802SE ⁸⁴	
	Crew Cab Pickup		61525 81039 G63355	34036 ⁸		G63366
87	All		61525 81039 G63355	34036 ⁸	
	Single System Steering Stabilizer		61525 81039 G63355	34036 ⁸	6802SE ⁸⁴	
	Crew Cab Pickup		61525 81039 G63355	34036 ⁸		G63366
	Standard Cab Pickup		61525 81039 G63355	34036 ⁸		61524 81164 G63349	43111 ⁸ 49155 ⁷

PICKUP 3/4 TON, R2500

89	All		61525 81039 G63355	34036 ⁸		G63366
	Single System Steering Stabilizer		61525 81039 G63355	34036 ⁸	6802SE ⁸⁴		G63366

PICKUP 3/4 TON, SILVERADO 2500

11-18	All			G64121
05-08	All		61663 81925 G63817	58817 ⁵⁵ 77817		61642 81921 G63675	58412 ⁵⁵ 77412
99-04	All			61642 81921 G63675	58412 ⁵⁵ 77412
	4WD		61663 81925 G63817	58817 ⁵⁵ 77817		61642 81921 G63675	58412 ⁵⁵ 77412

6 It is recommended that when replacing shocks on vehicles with "quad shocks" all 4 shocks should be replaced by series.

8 Pair Packs.

82 Use kit if listed, See Ref. C for optional Steering Stabilizer Boots.

7 Pair Packs, Air hose kit included.

55 Non Gas Charged Shock

84 Replacement damper for vehicles with the Gabriel Aftermarket mounting kit.

APPLICATION GUIDE

Year	Fitment Notes								
			Fleetline/ Gas SLX	Classic/ Ultra/ ProGuard/ Guardian	Max Control/ LTV Severe Duty/ Load Carrier	Steering Dampers/ Steering Stabilizer/ Cab Shock		Fleetline/ Gas SLX	Classic/ Ultra/ ProGuard/ Guardian

CHEVROLET

CHEVROLET

PICKUP 3/4 TON, SILVERADO 2500 (cont)

99-04	RWD		77783	61642 81921 G63675	58412 ⁵⁵ 77412
	RWD, Exc. Electronic Adjustable Suspension		61641 81920 G63783	61642 81921 G63675	58412 ⁵⁵ 77412

PICKUP 3/4 TON, SILVERADO 2500 HD

11-22	All		G64148	G64121	43181 ⁸ 77976
	08-10	All		61642 81921 G63675	58412 ⁵⁵ 77412
9200# GVW			61663 G63817	58817 ⁵⁵ 77817	61642 81921 G63675	58412 ⁵⁵ 77412
08-09	9200# GVW w/o OE Unit - 15059138 15155638		6803SE ⁸⁴		61642 81921 G63675	58412 ⁵⁵ 77412
	4WD, 9200# GVW w/ OE Unit - 15059138 15155638		6853SE ⁸²		61642 81921 G63675	58412 ⁵⁵ 77412
07	All		61642 81921 G63675	77412
	9200# GVW		61663 G63817	58817 ⁵⁵ 77817	61642 81921 G63675	77412
	9200# GVW w/o OE Unit - 15059138 15155638		6803SE ⁸⁴		61642 81921 G63675	77412
	4WD, 9200# GVW w/ OE Unit - 15059138 15155638		6853SE ⁸²		61642 81921 G63675	77412
01-06	All		61642 81921 G63675	58412 ⁵⁵ 77412
	9200# GVW		61663 G63817	58817 ⁵⁵ 77817	61642 81921 G63675	58412 ⁵⁵ 77412
	9200# GVW w/o OE Unit - 15059138 15155638		6803SE ⁸⁴		61642 81921 G63675	58412 ⁵⁵ 77412
	4WD, 9200# GVW w/ OE Unit - 15059138 15155638		6853SE ⁸²		61642 81921 G63675	58412 ⁵⁵ 77412
01-04	RWD		61641 81920 G63783	77783	61642 81921 G63675	58412 ⁵⁵ 77412

PICKUP 3/4 TON, V20

87	All		14017		49155 ⁷
	Dual System Steering Stabilizer		6802SE ⁸⁴ 14017		49155 ⁷
	Exc. Quad Suspension and Lift Kit		61516 G63347	14017		61524 81164 G63349	43111 ⁸ 49155 ⁷
	Quad Suspension Long Shock; Exc. Lift Kit		61522 ⁶ 81496 ⁶	14017		49155 ⁷
	Single System Steering Stabilizer		6804SE ⁸⁰ 14017		49155 ⁷

6 It is recommended that when replacing shocks on vehicles with "quad shocks" all 4 shocks should be matched by series.

8 Pair Packs.

80 Mounting bracket not required, install on O.E. Shock Mounts. See Ref. C for optional Steering Stabilizer Boots.

84 Replacement damper for vehicles with the Gabriel Aftermarket mounting kit.

7 Pair Packs, Air hose kit included.

55 Non Gas Charged Shock

82 Use kit if listed, See Ref. C for optional Steering Stabilizer Boots.

APPLICATION GUIDE

Year	Fitment Notes								
		 Fleetline\ Gas SLX	Classic\ Ultra\ ProGuard\ Guardian	Max Control\ LTV Severe Duty\ Load Carrier	Steering Dampers\ Steering Stabilizer\ Cab Shock	 Fleetline\ Gas SLX	Classic\ Ultra\ ProGuard\ Guardian	Max Control\ LTV Severe Duty\ Load Carrier\ HiJackers	Steering Dampers\ Steering Stabilizer\ Cab Shock

CHEVROLET

CHEVROLET

PICKUP 1 TON, C30

75-86	All	 	61525 81039 G63355	34036 ⁸	 	G63366
	Single System Steering Stabilizer; w/ Cooler Replacement damper for vehicles w/ Gabriel Aftermarket mounting kit	 	61525 81039 G63355	34036 ⁸	6802SE ⁸⁴	 	G63366





PICKUP 1 TON, C35/3500

98-00	Exc. HD Straight Front Axle	 	81668	77489	77488
	Crew Cab Pickup Exc. HD Straight Front Axle	 	61544 G63489	58489 ⁵⁵	 	G63488	77488
	Extended Cab Pickup Exc. HD Straight Front Axle	 	61544 G63489	58489 ⁵⁵	 	81667 G63488	77488
	Standard Cab Pickup Exc. HD Straight Front Axle	 	61544 G63489	58489 ⁵⁵	 	81667 G63488	77488
97-00	All	 	77488
	Exc. HD Straight Front Axle Air hose kit included	 	49218 ⁷ 77488
	Exc. Straight Front Axle	 	34073 ⁸	77488
97	Exc. HD Straight Front Axle	 	81668	77488
	Crew Cab Pickup Exc. HD Straight Front Axle	 	61544 G63489	58489 ⁵⁵ 77489	 	G63488	77488
	Extended Cab Pickup Exc. HD Straight Front Axle	 	61544 G63489	58489 ⁵⁵ 77489	 	81667 G63488	77488
	Standard Cab Pickup Exc. HD Straight Front Axle	 	61544 G63489	58489 ⁵⁵ 77489	 	81667 G63488	77488
96	All	 	49218 ⁷ 77488
	Exc. HD Straight Front Axle	 	81668	49218 ⁷ 77488
	Exc. Straight Front Axle	 	34073 ⁸	49218 ⁷ 77488
	Crew Cab Pickup Exc. HD Straight Front Axle	 	61544 G63489	58489 ⁵⁵ 77489	 	G63488	49218 ⁷ 77488
	Extended Cab Pickup Exc. HD Straight Front Axle	 	61544 G63489	58489 ⁵⁵ 77489	 	81667 G63488	49218 ⁷ 77488
	Standard Cab Pickup Exc. HD Straight Front Axle	 	61544 G63489	58489 ⁵⁵ 77489	 	81667 G63488	49218 ⁷ 77488
92-95	Exc. HD Straight Front Axle	 	81668	77488
	Exc. Straight Front Axle	 	34073 ⁸	77488
	Crew Cab Pickup Exc. HD Straight Front Axle	 	61544 G63489	58489 ⁵⁵ 77489	 	G63488	77488
	Extended Cab Pickup Exc. HD Straight Front Axle	 	61544 G63489	58489 ⁵⁵ 77489	 	81667 G63488	77488
	Standard Cab Pickup Exc. HD Straight Front Axle	 	61544 G63489	58489 ⁵⁵ 77489	 	81667 G63488	77488
91-95	All	 	77488
	Exc. HD Straight Front Axle Air hose kit included	 	49218 ⁷ 77488
91	Cab & Chassis Exc Heavy Duty w/ Solid Front Axle	 	81039	77488
	Cab & Chassis Exc. HD Solid Front Axle	 	61525 G63355	34036 ⁸	 	G63366	77488
	Extended Cab Pickup Exc. HD Straight Front Axle	 	61544 81668 G63489	58489 ⁵⁵ 77489	 	81667 G63488	77488
	Extended Cab Pickup Exc. Straight Front Axle	 	34073 ⁸	77488
	Standard Cab Pickup Exc. HD Straight Front Axle	 	61544 81668 G63489	58489 ⁵⁵ 77489	 	81667	77488

7 Pair Packs, Air hose kit included.
55 Non Gas Charged Shock

8 Pair Packs.
84 Replacement damper for vehicles with the Gabriel Aftermarket mounting kit.



















APPLICATION GUIDE

Year	Fitment Notes								
		 Fleetline/ Gas SLX	Classic/ Ultra/ ProGuard/ Guardian	Max Control/ LTV Severe Duty/ Load Carrier	Steering Dampers/ Steering Stabilizer/ Cab Shock	 Fleetline/ Gas SLX	Classic/ Ultra/ ProGuard/ Guardian	Max Control/ LTV Severe Duty/ Load Carrier/ HiJackers	Steering Dampers/ Steering Stabilizer/ Cab Shock









CHEVROLET

CHEVROLET





PICKUP 1 TON, C35/3500 (cont)

91	Standard Cab Pickup Exc. Straight Front Axle		34073 ⁸		77488	
88-90	Cab & Chassis Exc Heavy Duty w/ Solid Front Axle		81039		
	Cab & Chassis Exc. HD Solid Front Axle		61525 G63355	34036 ⁸		G63366	
	Extended Cab Pickup Exc. HD Straight Front Axle		61544 81668 G63489	58489 ⁵⁵ 77489		61543 81667 G63488	43163 ⁸ 58488 ⁵⁵ 77488
	Extended Cab Pickup Exc. HD Straight Front Axle Air hose kit included			49218 ⁷
	Extended Cab Pickup Exc. Straight Front Axle		34073 ⁸	
	Standard Cab Pickup Exc. HD Straight Front Axle		61544 81668 G63489	58489 ⁵⁵ 77489		61543 81667 G63488	43163 ⁸ 58488 ⁵⁵ 77488
	Standard Cab Pickup Exc. HD Straight Front Axle Air hose kit included			49218 ⁷
	Standard Cab Pickup Exc. Straight Front Axle		34073 ⁸	





PICKUP 1 TON, K30

77-86	All		G63411	14017		61642 81921 G63675	58412 ⁵⁵ 77412
	Dual System Steering Stabilizer Replacement damper for vehicles w/ Gabriel Aftermarket mounting kit		G63411	6802SE ⁸⁴ 14017		61642 81921 G63675	58412 ⁵⁵ 77412
	Single System Steering Stabilizer		G63411	6804SE ⁸⁰ 14017		61642 81921 G63675	58412 ⁵⁵ 77412
73-74	All		14017	













PICKUP 1 TON, K35 / K3500

95-00	Exc. OE Unit		61542 81726 G63609	58609 ⁵⁵ 77609	6853SE ⁸²		61543 81667 G63488	43163 ⁸ 49218 ⁷ 58488 ⁵⁵ 77488
88-00	All		61542 81726 G63609	58609 ⁵⁵ 77609		61543 81667 G63488	43163 ⁸ 49218 ⁷ 58488 ⁵⁵ 77488

PICKUP 1 TON, R30

87-88	All		61525 81039 G63355	34036 ⁸		G63366
	Single System Steering Stabilizer; w/ Cooler Replacement damper for vehicles w/ Gabriel Aftermarket mounting kit		61525 81039 G63355	34036 ⁸	6802SE ⁸⁴		G63366

PICKUP 1 TON, R3500

90-91	All		81039 G63411		61642 81921 G63675	58412 ⁵⁵ 77412
	Single System Steering Stabilizer; w/ Cooler Replacement damper for vehicles w/ Gabriel Aftermarket mounting kit		81039 G63411	6802SE ⁸⁴		61642 81921 G63675	58412 ⁵⁵ 77412
	RWD		81039 G63411	14017		61642 81921 G63675	58412 ⁵⁵ 77412
89	All		81039	
	Single System Steering Stabilizer; w/ Cooler Replacement damper for vehicles w/ Gabriel Aftermarket mounting kit		81039	6802SE ⁸⁴	
	Cab & Chassis		G63411 81039		58412 ⁵⁵

7 Pair Packs, Air hose kit included.

55 Non Gas Charged Shock

82 Use kit if listed, See Ref. C for optional Steering Stabilizer Boots.

8 Pair Packs.

80 Mounting bracket not required, install on O.E. Shock Mounts. See Ref. C for optional Steering Stabilizer Boots.

84 Replacement damper for vehicles with the Gabriel Aftermarket mounting kit.

APPLICATION GUIDE

Year	Fitment Notes								
			Fleetline\ Gas SLX	Classic\ Ultra\ ProGuard\ Guardian	Max Control\ LTV Severe Duty\ Load Carrier	Steering Dampers\ Steering Stabilizer\ Cab Shock		Fleetline\ Gas SLX	Classic\ Ultra\ ProGuard\ Guardian

CHEVROLET

CHEVROLET

PICKUP 1 TON, R3500 (cont)

89	Crew Cab Pickup		G63411 81039	58412 ⁵⁵	
	RWD		81039	14017		
	RWD, Cab & Chassis		81039	61642 81921 G63675	77412
	RWD, Crew Cab Pickup		81039	61642 81921 G63675	77412
	Standard Cab Pickup		61525 G63355 81039	34036 ⁸	G63366

PICKUP 1 TON, SILVERADO 3500

15-18	All		G64121
11-13	All		G64121
09	All		61663 G63817	58817 ⁵⁵ 77817	61642 81921 G63675	58412 ⁵⁵ 77412
08	All		61663 81925 G63817	58817 ⁵⁵ 77817	61642 81921 G63675	58412 ⁵⁵ 77412
07	All		61663 81925 G63817	58817 ⁵⁵ 77817	61642 81921 G63675	77412
01-06	All		61663 81925 G63817	58817 ⁵⁵ 77817	61642 81921 G63675	58412 ⁵⁵ 77412

PICKUP 1 TON, SILVERADO 3500 HD

15-22	All		G64148	G64121	43181 ⁸ 77976
11-14	All		G64148	43181 ⁸ 77976
08-10	All		61663 G63817	58817 ⁵⁵ 77817	61642 81921 G63675	58412 ⁵⁵ 77412
07	All		61663 G63817	58817 ⁵⁵ 77817	61642 G63675	58412 ⁵⁵
	Classic		61663 G63817	58817 ⁵⁵ 77817	61642 G63675	77412 58412 ⁵⁵

PICKUP 1 TON, V30

87-88	All		G63411	14017		61642 81921 G63675	58412 ⁵⁵ 77412
-------	-----	--	------	--------	------	-------	--	------	--------------------------	------------------------------	------

PICKUP 1 TON, V3000 / V3500

89-91	All		G63411	14017		61642 81921 G63675	58412 ⁵⁵ 77412
-------	-----	--	------	--------	------	-------	--	------	--------------------------	------------------------------	------

SILVERADO 2500 HD CLASSIC

07	All		61663 G63817	77817	61642 G63675	58412 ⁵⁵ 77412
	9200# GVW		61663 G63817	58817 ⁵⁵ 77817	61642 G63675	58412 ⁵⁵ 77412

SILVERADO 3500 CLASSIC

07	All		77817	61642 G63675	58412 ⁵⁵ 77412
	9200# GVW		61663 G63817	58817 ⁵⁵ 77817	61642 G63675	58412 ⁵⁵ 77412

SILVERADO 4500 HD

19-21	Models with 11K, 13.5K or 15.5K VARI-RATE Rear Suspension & O.E.M. Number : 4206863C1 , 4208946C1		83398
-------	---	--	------	------	------	------	--	------	-------	------	------

APPLICATION GUIDE

Year	Fitment Notes	 Fleetline\ Gas SLX Classic\ Ultra\ ProGuard\ Guardian Max Control\ LTV\ Severe Duty\ Load Carrier Steering Dampers\ Steering Stabilizer\ Cab Shock				 Fleetline\ Gas SLX Classic\ Ultra\ ProGuard\ Guardian Max Control\ LTV\ Severe Duty\ Load Carrier\ HiJackers Steering Dampers\ Steering Stabilizer\ Cab Shock			
		Fleetline\ Gas SLX	Classic\ Ultra\ ProGuard\ Guardian	Max Control\ LTV\ Severe Duty\ Load Carrier	Steering Dampers\ Steering Stabilizer\ Cab Shock	Fleetline\ Gas SLX	Classic\ Ultra\ ProGuard\ Guardian	Max Control\ LTV\ Severe Duty\ Load Carrier\ HiJackers	Steering Dampers\ Steering Stabilizer\ Cab Shock

CHEVROLET

CHEVROLET

SILVERADO 4500 HD (cont)

19-21	Models with 4 x 4 Rear & O.E.M. Number : 4109458C2			83243
	Models with IROS Rear & O.E.M. Number : 4214011C2			85670
	Models with Taperleaf Front & O.E.M. Number : 4089293C1 , 4109582C1 , 4207304C1 , 4109583C1	O	83397

SILVERADO 5500 HD

19-23	Models with 11K, 13.5K or 15.5K VARI-RATE Rear Suspension & O.E.M. Number : 4206863C1 , 4208946C1			83398
	Models with Taperleaf Front & O.E.M. Number : 4089293C1 , 4109582C1 , 4207304C1 , 4109583C1	O	83397
19-22	Models with 4 x 4 Rear & O.E.M. Number : 4109458C2			83243
	Models with IROS Rear & O.E.M. Number : 4214011C2			85670

SILVERADO 6500 HD

19-23	Models with 11K, 13.5K or 15.5K VARI-RATE Rear Suspension & O.E.M. Number : 4206863C1 , 4208946C1			83398
	Models with Taperleaf Front & O.E.M. Number : 4089293C1 , 4109582C1 , 4207304C1 , 4109583C1	O	83397
19-22	Models with 4 x 4 Rear & O.E.M. Number : 4109458C2			83243
	Models with IROS Rear & O.E.M. Number : 4214011C2			85670

VAN 3/4 TON, G / EXPRESS

17-22	All		61685 G63895	61687 G63897	43180 ⁸ 77638
10-16	All		61687 G63897	43180 ⁸ 77638
	Coil(FrontSpringType)	I	⊖	61685 G63895	61687 G63897	43180 ⁸ 77638
10-12	Torsion Bar (FrontSpringType)	I	n	61683 G63893	61687 G63897	43180 ⁸ 77638
07-09	All		61687 G63897	43180 ⁸ 58638 ⁵⁵ 77638
	Coil(FrontSpringType)	I	⊖	61685 G63895	61687 G63897	43180 ⁸ 58638 ⁵⁵ 77638
	Torsion Bar (FrontSpringType)	I	n	61683 G63893	61687 G63897	43180 ⁸ 58638 ⁵⁵ 77638
03-06	All		61687 G63897	43180 ⁸ 77638
	Coil(FrontSpringType)	I	⊖	61685 G63895	61687 G63897	43180 ⁸ 77638
	Torsion Bar (FrontSpringType)	I	n	61683 G63893	61687 G63897	43180 ⁸ 77638
96-02	Exc. 8600# GVW		61555 81713 ⁵ G63375 ⁵	34073 ⁸ 77375	61565 G63638	43180 ⁸ 49231 ⁷ 58638 ⁵⁵ 77638
78-95	All		G63357 ⁵
	Exc. 8600# GVW		61517 G63357 ⁵	58357 ⁵⁵	61522 81496 ⁶ G63413	49212 ⁷
	Single System Steering Stabilizer		G63357 ⁵	6802SE ⁸⁴	
75-77	All		61517 G63357 ⁵	58357 ⁵⁵	6802SE ⁸⁴		G63306	49162 ⁷
71-74	All		61517 G63357 ⁵	58357 ⁵⁵	G63306	49162 ⁷

5 Use kit No. 140719 to replace O.E. hardware for lower shock absorber mounting when studs break or self-tapping screws are no longer useable.

7 Pair Packs, Air hose kit included.

10 55 Non Gas Charged Shock

6 It is recommended that when replacing shocks on vehicles with "quad shocks" all 4 shocks should be matched by series.

8 Pair Packs.

84 Replacement damper for vehicles with the Gabriel Aftermarket mounting kit.

APPLICATION GUIDE

Year	Fitment Notes								
			Fleetline\ Gas SLX	Classic\ Ultra\ ProGuard\ Guardian	Max Control\ LTV Severe Duty\ Load Carrier	Steering Dampers\ Steering Stabilizer\ Cab Shock		Fleetline\ Gas SLX	Classic\ Ultra\ ProGuard\ Guardian

CHEVROLET

CHEVROLET

VAN 3/4 TON, G / EXPRESS (cont)

71-74	Single System Steering Stabilizer	O	61517 G63357 ⁵	58357 ⁵⁵	6802SE ⁸⁴	O	G63306	49162 ⁷
70	All	O	58357 ⁵⁵	O	G63306	49162 ⁷
	Independent Front Suspension	O	61517 G63357 ⁵	58357 ⁵⁵	O	G63306	49162 ⁷
	Single System Steering Stabilizer	O	58357 ⁵⁵	6802SE ⁸⁴	O	G63306	49162 ⁷
67-69	All	O	O	G63306	49162 ⁷

VAN 3/4 TON, P SERIES

79-89	All	O	61525 81039 G63355	34036 ⁸	O	G63366	77662
73-78	All	O	61525 81039 G63355	34036 ⁸	O	61524 81164 G63349	43111 ⁸ 49155 ⁷
68-72	All	O	61525 81039 G63355	34036 ⁸	O	G63306	49162 ⁷
63-67	All	O	82047	O
61-62	All	O	82047	O	82155	43140 ⁸

VAN 1 TON, G / EXPRESS

17-22	All	I	61685 G63895	O	61687 G63897	43180 ⁸ 77638
13-16	All	O	O	61687 G63897	43180 ⁸ 77638
	Coil(FrontSpringType)	I	61685 G63895	O	61687 G63897	43180 ⁸ 77638
10-12	All	I	O	43180 ⁸ 58638 ⁵⁵ 77638
	Single Rear Wheels	I	O	61687 G63897	43180 ⁸ 58638 ⁵⁵ 77638
	Torsion Bar (FrontSpringType)	I	G63893	O	43180 ⁸ 58638 ⁵⁵ 77638
	Coil(FrontSpringType)	I	61685 G63895	O	43180 ⁸ 58638 ⁵⁵ 77638
07-09	All	I	O	43180 ⁸ 77638
	Single Rear Wheels	I	O	61687 G63897	43180 ⁸ 77638
	Torsion Bar (FrontSpringType)	I	G63893	O	43180 ⁸ 77638
	Coil(FrontSpringType)	I	61685 G63895	O	43180 ⁸ 77638
03-06	All	I	O	43180 ⁸ 58638 ⁵⁵ 77638
	Single Rear Wheels	I	O	61687 G63897	43180 ⁸ 58638 ⁵⁵ 77638
	Torsion Bar (FrontSpringType)	I	G63893	O	43180 ⁸ 58638 ⁵⁵ 77638
	Coil(FrontSpringType)	I	61685 G63895	O	43180 ⁸ 58638 ⁵⁵ 77638
97-02	All	I	61555 81713 ⁵ G63375 ⁵	77375	O	61565	43180 ⁸ 49231 ⁷

5 Use kit No. 140719 to replace O.E. hardware for lower shock absorber mounting when studs break or self-tapping screws are not longer useable.

8 Pair Packs.

84 Replacement damper for vehicles with the Gabriel Aftermarket mounting kit.

7 Pair Packs, Air hose kit included.

55 Non Gas Charged Shock

APPLICATION GUIDE

Year	Fitment Notes								
			Fleetline/ Gas SLX	Classic/ Ultra/ ProGuard/ Guardian	Max Control/ LTV Severe Duty/ Load Carrier	Steering Dampers/ Steering Stabilizer/ Cab Shock		Fleetline/ Gas SLX	Classic/ Ultra/ ProGuard/ Guardian

CHEVROLET

CHEVROLET

VAN 1 TON, G / EXPRESS (cont)

97-02	Exc. 8600# GVW			61555 81713 ⁵ G63375 ⁵	34073 ⁸ 77375			G63638 61565	43180 ⁸ 49231 ⁷	
96	All	 		61517 61555 81713 ⁵ G63357 ⁵ G63375 ⁵	58357 ⁵⁵ 77375		 		43180 ⁸ 49231 ⁷	
	Exc. 8600# GVW	 		61517 61555 81713 ⁵ G63357 ⁵ G63375 ⁵	34073 ⁸ 58357 ⁵⁵ 77375		 	61565	43180 ⁸ 49231 ⁷	
	Cutaway Van	 		61517 61555 81713 ⁵ G63357 ⁵ G63375 ⁵	58357 ⁵⁵ 77375		 	G63671	43180 ⁸ 49231 ⁷	
94-95	Single System Steering Stabilizer; HD w/ Straight Front Axle & Tilt Hood	 		61517 G63357 ⁵	58357 ⁵⁵	6804SE ⁸⁰	 			
92-95	9200# GVW	 		61517 G63357 ⁵	58357 ⁵⁵		 			77403
	Cutaway Van	 		61517 G63357 ⁵	58357 ⁵⁵		 		61522 ⁸ 81496 ⁶ G63671	49212 ⁷ 58403 ⁵⁵
85-95	Extended Cargo Van	 		61517 G63357 ⁵	58357 ⁵⁵		 		G63413	
	Extended Passenger Van	 		61517 G63357 ⁵	58357 ⁵⁵		 		G63413	
78-95	All	 		61517 G63357 ⁵	58357 ⁵⁵		 			
	Single System Steering Stabilizer Replacement damper for vehicles w/ Gabriel Aftermarket mounting kit	 		61517 G63357 ⁵	58357 ⁵⁵	6802SE ⁸⁴	 			
	Standard Cargo Van	 		61517 G63357 ⁵	58357 ⁵⁵		 		G63413	
	Standard Passenger Van	 		61517 G63357 ⁵	58357 ⁵⁵		 		G63413	
79-91	9200# GVW	 		61517 G63357 ⁵	58357 ⁵⁵		 		G63403	77403
	Cutaway Van	 		61517 G63357 ⁵	58357 ⁵⁵		 		61522 ⁸ 81496 ⁶	49212 ⁷ 58403 ⁵⁵
78	Cutaway Van	 		61517 G63357 ⁵	58357 ⁵⁵		 		61522 ⁸ 81496 ⁶	49212 ⁷
	Extended Cargo Van	 		61517 G63357 ⁵	58357 ⁵⁵		 		G63413	
76-77	All	 		G63357 ⁵			 		G63306	49162 ⁷
	Single System Steering Stabilizer Replacement damper for vehicles w/ Gabriel Aftermarket mounting kit	 		G63357 ⁵		6802SE ⁸⁴	 		G63306	49162 ⁷
75	Single System Steering Stabilizer Replacement damper for vehicles w/ Gabriel Aftermarket mounting kit	 				6802SE ⁸⁴	 			
	110.0 / 279.4(WheelBase)	 					 		G63306	49162 ⁷
	125.0 / 317.5(WheelBase)	 					 		G63306	49162 ⁷
	146.0 / 370.8(WheelBase)	 		61517 G63357 ⁵	58357 ⁵⁵		 			
71-74	All	 		61517 G63357 ⁵	58357 ⁵⁵		 		G63306	49162 ⁷
	Single System Steering Stabilizer Replacement damper for vehicles w/ Gabriel Aftermarket mounting kit	 		61517 G63357 ⁵	58357 ⁵⁵	6802SE ⁸⁴	 		G63306	49162 ⁷

VAN 1 TON, P SERIES

86-99	Motorhome Chassis w/ I-Beam Front Suspension			G63625				G63366		
-------	--	--	--	--------	--	--	--	--------	--	--

5 Use kit No. 140719 to replace O.E. hardware for lower shock absorber mounting when studs break or self-tapping screws are not longer useable.

7 Pair Packs, Air hose kit included.

55 Non Gas Charged Shock

84 Replacement damper for vehicles with the Gabriel Aftermarket mounting kit.

6 It is recommended that when replacing shocks on vehicles with "quad shocks" all 4 shocks should be matched by series.

8 Pair Packs.

80 Mounting bracket not required, install on O.E. Shock Mounts. See Ref. C for optional Steering Stabilizer Boots.

APPLICATION GUIDE

Year	Fitment Notes								
			Fleetline\ Gas SLX	Classic\ Ultra\ ProGuard\ Guardian	Max Control\ LTV Severe Duty\ Load Carrier	Steering Dampers\ Steering Stabilizer\ Cab Shock		Fleetline\ Gas SLX	Classic\ Ultra\ ProGuard\ Guardian

CHEVROLET

CHEVROLET

VAN 1 TON, P SERIES (cont)

85-99	Motorhome Chassis w/ Independent Front Suspension		G63394	G63366
73-99	All		G63366
92-96	Motorhome Chassis with O.E.M. Number : 22064233			83136	G63366
85-93	Single System Steering Stabilizer; w/ I-Beam Front Suspension		6804SE ⁸⁰		G63366
73-90	Cutaway Chassis		61525 81039 G63355	34036 ⁸	G63366
85	Motorhome Chassis w/ I-Beam Front Suspension		G63403	58403 ⁵⁵ 77403	G63366
74-84	Motorhome Chassis		G63394	G63366
68-72	All		34036 ⁸
	Cutaway Chassis		61525 81039 G63355	34036 ⁸
	Exc. 11,000# Rear Axle		34036 ⁸	G63306
	Exc. 11,000# Rear Axle Air hose kit included		34036 ⁸	49162 ⁷
63-67	All		82047
61-62	All		82047	82155	43140 ⁸

W4500 TILTMASER

87-10	Models with 11000 lb & 13000 lb Suspension & O.E.M. Number : 98232671 , 8-94454-986-0 , 8-94454-987-0 , 8-97253-620-0 , 8944549860 , 8944549870 , 8972536200 , 9-51630-647-1 , 94454987 , 9516306471 , 97083027 , 97083029 , 97253620		83515
-------	---	--	-------	------	------	------	--	------	------	------	------

W5500 TILTMASER

88-10	Models with 11000 lb & 13000 lb Suspension & O.E.M. Number : 97253620		83515
-------	---	--	-------	------	------	------	--	------	------	------	------

W6500 TILTMASER

87-96	Models with 11000 lb & 13000 lb Suspension & O.E.M. Number : 1-51630-168-1 , 1516301681		83515
-------	---	--	-------	------	------	------	--	------	------	------	------

DODGE

DODGE

M300

74	All		G63605	82065 G63183
----	-----	--	------	--------	------	------	--	------	-----------------	------	------

M350

74	All		G63605	82065
----	-----	--	------	--------	------	------	--	------	-------	------	------

PICKUP 3/4 TON, D200 SERIES

82-93	All		81091 G63353	49149 ⁷
	Exc. Heavy Duty Package		61523 ³⁵ 81096 ³⁵ G63359 ³⁵	34052 ⁸ 58359 ⁵⁵	81091 G63353	49149 ⁷
	Heavy Duty Package		81834 G63360 ³⁵	81091 G63353	49149 ⁷
	Single System Steering Stabilizer		6802SE ⁸⁴		81091 G63353	49149 ⁷

7 Pair Packs, Air hose kit included.

35 Sight grinding of control arm opening is required to install product made before Aug 1988.





80 Mounting bracket not required, install on O.E. Shock Mounts. See Ref. C for optional Steering Stabilizer Boots.

8 Pair Packs.

55 Non Gas Charged Shock

84 Replacement damper for vehicles with the Gabriel Aftermarket mounting kit.













APPLICATION GUIDE

Year	Fitment Notes								
		 Fleetline/ Gas SLX	Classic/ Ultra/ ProGuard/ Guardian	Max Control/ LTV Severe Duty/ Load Carrier	Steering Dampers/ Steering Stabilizer/ Cab Shock	 Fleetline/ Gas SLX	Classic/ Ultra/ ProGuard/ Guardian	Max Control/ LTV Severe Duty/ Load Carrier/ HiJackers	Steering Dampers/ Steering Stabilizer/ Cab Shock














DODGE

DODGE

PICKUP 3/4 TON, D200 SERIES (cont)

81	All		81091 G63353
	Exc. Heavy Duty Package		61523 ³⁵ 81096 ³⁵ G63359 ³⁵	34052 ⁸ 58359 ⁵⁵		81091 G63353	49149 ⁷
	Heavy Duty Package		G63360 ³⁵		81091 G63353
	Single System Steering Stabilizer		6802SE ⁸⁴		81091 G63353
	165.0 / 419.1(WheelBase) Heavy Duty Package		81834		81091 G63353
75-80	Heavy Duty Package		G63360 ³⁵		81091 G63353	49149 ⁷
	165.0 / 419.1(WheelBase) Heavy Duty Package		81834		81091 G63353	49149 ⁷
73-80	Single System Steering Stabilizer		6802SE ⁸⁴		81091 G63353	49149 ⁷
72-80	All			81091 G63353	49149 ⁷
	Exc. Heavy Duty Package		61523 ³⁵ 81096 ³⁵ G63359 ³⁵	34052 ⁸ 58359 ⁵⁵		81091 G63353	49149 ⁷
72-74	Heavy Duty Package		81834 G63360 ³⁵		81091 G63353	49149 ⁷
61-71	Single System Steering Stabilizer; w/ I-Beam Axle		6802SE ⁸⁴	
60	All		82065
	Single System Steering Stabilizer; w/ I-Beam Axle		82065	6802SE ⁸⁴	

PICKUP 3/4 TON, W200 SERIES

90-93	Single System Steering Stabilizer		6802SE ⁸⁴	
81-93	Exc. Crew Cab & Lift Kit		61632 81825 G63183		81342
81-89	Single System Steering Stabilizer		6803SE ⁸⁴	
81-86	Dual System Steering Stabilizer; Exc. Vacuum Servo Mounted on Drivers Side of Axle		6802SE ⁸⁴	
72-80	All		61632 81825 G63183		81342
	Dual System Steering Stabilizer; Exc. Vacuum Servo Mounted on Drivers Side of Axle		61632 81825 G63183	6802SE ⁸⁴		81342
	Single System Steering Stabilizer		61632 81825 G63183	6803SE ⁸⁴		81342
69-71	All		61632 81825 G63183
	Dual System Steering Stabilizer; Exc. Vacuum Servo Mounted on Drivers Side of Axle		61632 81825 G63183	6802SE ⁸⁴	
	Single System Steering Stabilizer		61632 81825 G63183	6803SE ⁸⁴	
68	Dual System Steering Stabilizer; Exc. Vacuum Servo Mounted on Drivers Side of Axle		6802SE ⁸⁴	
61-67	All		61632 81825 G63183
	Dual System Steering Stabilizer; Exc. Vacuum Servo Mounted on Drivers Side of Axle		61632 81825 G63183	6802SE ⁸⁴	

7 Pair Packs, Air hose kit included.

35 Sight grinding of control arm opening is required to install product made before Aug 1988.

8 Pair Packs.

55 Non Gas Charged Shock

APPLICATION GUIDE

Year	Fitment Notes								
		 Fleetline\ Gas SLX	Classic\ Ultra\ ProGuard\ Guardian	Max Control\ LTV Severe Duty\ Load Carrier	Steering Dampers\ Steering Stabilizer\ Cab Shock	 Fleetline\ Gas SLX	Classic\ Ultra\ ProGuard\ Guardian	Max Control\ LTV Severe Duty\ Load Carrier\ HiJackers	Steering Dampers\ Steering Stabilizer\ Cab Shock

DODGE

DODGE

PICKUP 3/4 TON, W200 SERIES (cont)

61-67	Single System Steering Stabilizer	O	O	61632 81825 G63183	6803SE ⁸⁴	O	O
60	All	O	O	82065	O	O
	Dual System Steering Stabilizer; Exc. Vacuum Servo Mounted on Drivers Side of Axle	O	O	82065	6802SE ⁸⁴	O	O
	Single System Steering Stabilizer	O	O	82065	6803SE ⁸⁴	O	O

PICKUP 1 TON, D300 SERIES

75-93	Single System Steering Stabilizer Replacement damper for vehicles w/ Gabriel Aftermarket mounting kit	O	O	6802SE ⁸⁴	O	O	81091 G63353	49149 ⁷
72-93	All	O	O	O	O	81091 G63353	49149 ⁷
	Heavy Duty Package	I	O	81834 G63360 ³⁵	O	O	81091 G63353	49149 ⁷
72-74	Single System Steering Stabilizer; w/ Coil Spring Front Suspension Replacement damper for vehicles w/ Gabriel Aftermarket mounting kit	O	O	6802SE ⁸⁴	O	O	81091 G63353	49149 ⁷
61-71	All	O	O	O	O	82065
	Single System Steering Stabilizer; w/ I-Beam Axle Replacement damper for vehicles w/ Gabriel Aftermarket mounting kit	O	O	6802SE ⁸⁴	O	O	82065
60	Single System Steering Stabilizer; w/ I-Beam Axle Replacement damper for vehicles w/ Gabriel Aftermarket mounting kit	O	O	6802SE ⁸⁴	O	O

PICKUP 1 TON, W300 SERIES

90-93	Single System Steering Stabilizer Replacement damper for vehicles w/ Gabriel Aftermarket mounting kit	O	O	6802SE ⁸⁴	O	O
81-93	Exc. Quad Suspension and Lift Kit	O	O	61632 81825 G63183	O	O	81342
81-89	Single System Steering Stabilizer Replacement damper for vehicles w/ Gabriel Aftermarket mounting kit	O	O	6803SE ⁸⁴	O	O
81-86	Dual System Steering Stabilizer; Exc. Vacuum Servo Mounted on Drivers Side of Axle Replacement damper for vehicles with the Gabriel Aftermarket mounting kit	O	O	6802SE ⁸⁴	O	O
72-80	All	O	O	61632 81825 G63183	O	O	81342
	Dual System Steering Stabilizer; Exc. Vacuum Servo Mounted on Drivers Side of Axle Replacement damper for vehicles with the Gabriel Aftermarket mounting kit	O	O	61632 81825 G63183	6802SE ⁸⁴	O	O	81342
	Single System Steering Stabilizer Replacement damper for vehicles w/ Gabriel Aftermarket mounting kit	O	O	61632 81825 G63183	6803SE ⁸⁴	O	O	81342
61-71	All	O	O	61632 81825 G63183	O	O	61632 81825 G63183
	Dual System Steering Stabilizer; Exc. Vacuum Servo Mounted on Drivers Side of Axle Replacement damper for vehicles with the Gabriel Aftermarket mounting kit	O	O	61632 81825 G63183	6802SE ⁸⁴	O	O	61632 81825 G63183
	Single System Steering Stabilizer Replacement damper for vehicles w/ Gabriel Aftermarket mounting kit	O	O	61632 81825 G63183	6803SE ⁸⁴	O	O	61632 81825 G63183
60	Dual System Steering Stabilizer; Exc. Vacuum Servo Mounted on Drivers Side of Axle Replacement damper for vehicles with the Gabriel Aftermarket mounting kit	O	O	6802SE ⁸⁴	O	O
	Single System Steering Stabilizer Replacement damper for vehicles w/ Gabriel Aftermarket mounting kit	O	O	6803SE ⁸⁴	O	O

PICKUP 3/4 TON, RAM 2500 (SEE RAM 2500)

09-10	4WD	I	O	77948	O	O	61716	77950
03-10	All	O	O	O	O	77950

7 Pair Packs, Air hose kit included.

84 Replacement damper for vehicles with the Gabriel Aftermarket mounting kit.

35 Sight grinding of control arm opening is required to install product made before Aug 1988.

APPLICATION GUIDE

Year	Fitment Notes								
		Fleetline/ Gas SLX	Classic/ Ultra/ ProGuard/ Guardian	Max Control/ LTV Severe Duty/ Load Carrier	Steering Dampers/ Steering Stabilizer/ Cab Shock	Fleetline/ Gas SLX	Classic/ Ultra/ ProGuard/ Guardian	Max Control/ LTV Severe Duty/ Load Carrier/ HiJackers	Steering Dampers/ Steering Stabilizer/ Cab Shock

DODGE

DODGE

PICKUP 3/4 TON, RAM 2500 (SEE RAM 2500) (cont)

03-10	4WD, 8800# GVW	I				O							
	RWD	I			77949								
07-08	4WD	I		61714 G64011	77948				61716	77950			
03-08	RWD, Crew Cab Pickup	I							61710 G63971	77950			
03-07	4WD, With OEM # 52106909AB, AC, AD	I						6847SE ⁸²		77950			
06	4WD	I		61714 G64011					61716	77950			
	4WD; Exc. 5.7L	I			77948					77950			
	4WD; w/5.7L	I			77980					77950			
05	4WD	I		61714 G64011	77948				61716	77950			
03-04	4WD	I			77948				61716	77950			
03	Exc. 8800# GVW	I							61600 81873 G63662	77950			
00-02	4WD, With OEM # 52106909AB, AC, AD	I						6847SE ⁸²					
99-02	4WD, Exc. 8800# GVW	I		61634 81919 G63673	77673								
94-02	Exc. 8800# GVW	I							61600 81873 G63662	49235 ⁷ 58662 ⁵⁵ 77662			
	4WD, 8800# GVW	I		61635 G63674	77674				61642 81921 G63675	77675			
	RWD	I		61599 81928 G63661	77661								
96-98	4WD, Exc. 8800# GVW	I		61634 G63673	77673								
94-97	4WD, With OEM 52038276	I						6804SE ⁸⁰					
94-95	4WD, Exc. 8800# GVW	I		61634 81919 G63673	77673								

PICKUP 1 TON, RAM 3500 (SEE RAM 3500)

07-10	4WD	I		G63673	77948							77950	
03-10	All	I										77950	
	RWD	I			77949							77950	
03-07	4WD, With OEM # 52106909AB, AC, AD	I						6847SE ⁸²		77950			
	RWD, With OEM # 52106909AB, AC, AD and Solid Front Axle	I						6847SE ⁸²		77950			
	RWD, Crew Cab Pickup	I							61710 G63971	77950			
06	4WD	I		G63673	77980					77950			
	4WD, Exc. 5.9L	I			77948					77950			
03-05	4WD	I		G63673	77948					77950			
00-02	4WD, With OEM # 52106909AB, AC, AD	I						6847SE ⁸²					
	RWD, With OEM # 52106909AB, AC, AD and Solid Front Axle	I						6847SE ⁸²					

7 Pair Packs, Air hose kit included.

80 Mounting bracket not required, install on O.E. Shock Mounts. See Ref. C for optional Steering Stabilizer Boots.

55 Non Gas Charged Shock

82 Use kit if listed, See Ref. C for optional Steering Stabilizer Boots.

APPLICATION GUIDE

Year	Fitment Notes								
			Fleetline\ Gas SLX	Classic\ Ultra\ ProGuard\ Guardian	Max Control\ LTV Severe Duty\ Load Carrier	Steering Dampers\ Steering Stabilizer\ Cab Shock		Fleetline\ Gas SLX	Classic\ Ultra\ ProGuard\ Guardian

DODGE

DODGE

PICKUP 1 TON, RAM 3500 (SEE RAM 3500) (cont)

94-02	4WD		O		61635 G63674	77674			O		61642 81921 G63675	77675	
	RWD, Exc. Solid Front Axle		O		61599 81928 G63661	77661			O		61600 81873 G63662	43181 ⁸ 58662 ⁵⁵ 77662	
	RWD, Exc. Solid Front Axle Air hose kit included		O						O			49235 ⁷	
	RWD, Solid Front Axle		O		61635 G63674	77674			O		61642 81921 G63675	77675	
94-97	4WD, With OEM 52038276		O						O				
	RWD, w/ OEM 52038276 Solid Front Axle		O				6804SE ⁸⁰		O				

RD200

78-80	All		O		81825 G63183				O		81342		
-------	-----	--	---	--	-----------------	--	--	--	---	--	-------	--	--

SPRINTER 2500

07-09	All		O		G57802⁴⁰				O				
	Single Rear Wheels		O		G57802⁴⁰				O		G63918		
03-06	All		O		G56778				O				
	Exc. Dual Rear Wheels		O		G56778				O		G63918		

SPRINTER 3500

07-09	All		O		G57802⁴⁰				O				
	Single Rear Wheels		O		G57802⁴⁰				O		G63918		
03-06	All		O		G56778				O				
	Exc. Dual Rear Wheels		O		G56778				O		G63918		

VAN 3/4 TON, A / B SERIES / RAM

81-03	All		O		61523 ³⁵ 81096 ³⁵ G63359 ³⁵	34052 ⁸ 58359 ⁵⁵			O		61522 ⁶ 81496 G63413	43085 ⁸ 49212 ⁷	
81-87	Single System Steering Stabilizer		O		61523 ³⁵ 81096 ³⁵ G63359 ³⁵	34052 ⁸ 58359 ⁵⁵	6803SE ⁸⁴		O		61522 ⁶ 81496 G63413	43085 ⁸ 49212 ⁷	
71-80	All		O		61523 ³⁵ 81096 ³⁵	34052 ⁸ 58359 ⁵⁵			O		61522 ⁶ 81496 G63413	43085 ⁸ 49212 ⁷	
	Exc. 4000# Front Axle		O		G63359 ³⁵ 61523 ³⁵ 81096 ³⁵	34052 ⁸ 58359 ⁵⁵			O		61522 ⁶ 81496 G63413	43085 ⁸ 49212 ⁷	
80	Single System Steering Stabilizer		O		61523 ³⁵ 81096 ³⁵	34052 ⁸ 58359 ⁵⁵	6803SE ⁸⁴		O		61522 ⁶ 81496 G63413	43085 ⁸ 49212 ⁷	
78-79	Van Charger Special		O		61523 ³⁵ 81096 ³⁵	34052 ⁸ 58359 ⁵⁵	6803SE ⁸⁴		O		61522 ⁶ 81496 G63413	43085 ⁸ 49212 ⁷	

6 It is recommended that when replacing shocks on vehicles with "quad shocks" all 4 shocks should be matched by series.

8 Pair Packs.

40 Complete Assembled Unit.

80 Mounting bracket not required, install on O.E. Shock Mounts. See Ref. C for optional Steering Stabilizer Boots.

Bold Type - New / Future Part





7 Pair Packs, Air hose kit included.

35 Sight grinding of control arm opening is required to install product made before Aug 1988.

55 Non Gas Charged Shock

84 Replacement damper for vehicles with the Gabriel Aftermarket mounting kit.





APPLICATION GUIDE

Year	Fitment Notes								
		 Fleetline/ Gas SLX	Classic/ Ultra/ ProGuard/ Guardian	Max Control/ LTV Severe Duty/ Load Carrier	Steering Dampers/ Steering Stabilizer/ Cab Shock	 Fleetline/ Gas SLX	Classic/ Ultra/ ProGuard/ Guardian	Max Control/ LTV Severe Duty/ Load Carrier/ HiJackers	Steering Dampers/ Steering Stabilizer/ Cab Shock


















DODGE

DODGE



VAN 3/4 TON, A / B SERIES / RAM (cont)

71-77	Single System Steering Stabilizer		61523 ³⁵ 81096 ³⁵	34052 ⁸ 58359 ⁵⁵	6803SE ⁸⁴		61522 ⁸ 81496 ⁶ G63413	43085 ⁸ 49212 ⁷
71	Single System Steering Stabilizer; w/ I-Beam Axle		61523 ³⁵ 81096 ³⁵	34052 ⁸ 58359 ⁵⁵	6802SE ⁸⁴		61522 ⁸ 81496 ⁶ G63413	43085 ⁸ 49212 ⁷














VAN 1 TON, A / B SERIES / RAM

99-03	All		61523 ³⁵ 81096 ³⁵ G63359 ³⁵	34052 ⁸ 58359 ⁵⁵		61522 ⁸ 81496 ⁶ G63413	43085 ⁸ 49212 ⁷
95-98	Exc. 4000# Front Axle		61523 ³⁵ 81096 ³⁵ G63359 ³⁵	34052 ⁸ 58359 ⁵⁵		61522 ⁸ 81496 ⁶ G63413	43085 ⁸
	Exc. 4000# Front Axle Air hose kit included			49212 ⁷
94	All			61522 ⁸ 81496 ⁶	43085 ⁸ 49212 ⁷
	Exc. 4000# Front Axle		61523 ³⁵ 81096 ³⁵ G63359 ³⁵	34052 ⁸ 58359 ⁵⁵		G63413 61522 ⁸ 81496 ⁶	43085 ⁸ 49212 ⁷
71-93	All			61522 ⁸ 81496 ⁶ G63413	43085 ⁸ 49212 ⁷
	4000# Front Axle		81834 G63360 ³⁵		61522 ⁸ 81496 ⁶ G63413	43085 ⁸ 49212 ⁷
	Exc. 4000# Front Axle		61523 ³⁵ 81096 ³⁵ G63359 ³⁵	34052 ⁸ 58359 ⁵⁵		61522 ⁸ 81496 ⁶ G63413	43085 ⁸ 49212 ⁷
71-87	Single System Steering Stabilizer Replacement damper for vehicles w/ Gabriel Aftermarket mounting kit		6803SE ⁸⁴		61522 ⁸ 81496 ⁶ G63413	43085 ⁸ 49212 ⁷
71	Single System Steering Stabilizer; w/ I-Beam Axle Replacement damper for vehicles w/ Gabriel Aftermarket mounting kit		6802SE ⁸⁴		61522 ⁸ 81496 ⁶ G63413	43085 ⁸ 49212 ⁷

VAN 1 TON, P SERIES

66-72	All			82065
61-64	All			82065

VAN, CB300

78-80	All			61522 ⁸ 81496 ⁶ G63413	43085 ⁸ 49212 ⁷
	4000# Front Axle		81834 G63360 ³⁵		61522 ⁸ 81496 ⁶ G63413	43085 ⁸ 49212 ⁷
	Exc. 4000# Front Axle		61523 ³⁵ 81096 ³⁵ G63359 ³⁵	34052 ⁸ 58359 ⁵⁵		61522 ⁸ 81496 ⁶ G63413	43085 ⁸ 49212 ⁷
77	All			61522 ⁸ 81496 ⁶ G63413	43085 ⁸
	4000# Front Axle		81834 G63360 ³⁵		61522 ⁸ 81496 ⁶ G63413	43085 ⁸
	Exc. 4000# Front Axle		61523 ³⁵ 81096 ³⁵ G63359 ³⁵		61522 ⁸ 81496 ⁶ G63413	43085 ⁸
	Over 8300# GVW Air hose kit included			61522 ⁸ 81496 ⁶ G63413	49212 ⁷ 43085 ⁸
	Up through 8300# GVW		34052 ⁸ 58359 ⁵⁵		61522 ⁸ 81496 ⁶ G63413	43085 ⁸

6 It is recommended that when replacing shocks on vehicles with "quad shocks" all 4 shocks should be matched by series.

8 Pair Packs.

18 55 Non Gas Charged Shock

7 Pair Packs, Air hose kit included.

35 Sight grinding of control arm opening is required to install product made before Aug 1988.

84 Replacement damper for vehicles with the Gabriel Aftermarket mounting kit.

APPLICATION GUIDE

Year	Fitment Notes								
		 Fleetline\ Gas SLX	Classic\ Ultra\ ProGuard\ Guardian	Max Control\ LTV Severe Duty\ Load Carrier	Steering Dampers\ Steering Stabilizer\ Cab Shock	 Fleetline\ Gas SLX	Classic\ Ultra\ ProGuard\ Guardian	Max Control\ LTV Severe Duty\ Load Carrier\ HiJackers	Steering Dampers\ Steering Stabilizer\ Cab Shock

DODGE

DODGE

VAN, CB300 (cont)

75-76	All			61522 ⁶ 81496 ⁶ G63413	43085 ⁸ 49212 ⁷
	4000# Front Axle	I ⊖	81834 G63360 ³⁵	I ⊖	61522 ⁶ 81496 ⁶ G63413	43085 ⁸ 49212 ⁷
	Exc. 4000# Front Axle	I ⊖	61523 ³⁵ 81096 ³⁵ G63359 ³⁵	I ⊖	61522 ⁶ 81496 ⁶ G63413	43085 ⁸ 49212 ⁷
	Up through 8300# GVW	I ⊖	34052 ⁸ 58359 ⁵⁵	I ⊖	61522 ⁶ 81496 ⁶ G63413	43085 ⁸ 49212 ⁷
74	All	I ⊖	I ⊖	61522 ⁶ 81496 ⁶ G63413	43085 ⁸
	4000# Front Axle	I ⊖	81834 G63360 ³⁵	I ⊖	61522 ⁶ 81496 ⁶ G63413	43085 ⁸
	Exc. 4000# Front Axle	I ⊖	61523 ³⁵ 81096 ³⁵ G63359 ³⁵	I ⊖	61522 ⁶ 81496 ⁶ G63413	43085 ⁸
	Over 8300# GVW Air hose kit included	I ⊖	I ⊖	61522 ⁶ 81496 ⁶ G63413	49212 ⁷ 43085 ⁸
	Up through 8300# GVW	I ⊖	34052 ⁸ 58359 ⁵⁵	I ⊖	61522 ⁶ 81496 ⁶ G63413	43085 ⁸

FORD

FORD

B600

80-94	B - Series - Bus Cowl Chassis & O.E.M. Number : E0HT-18045-AA , E0HT-18045-AB , E0HT18045AA , E0HT18045AB , F1HT-18045-AA , F1HT18045AA	I ⊖	83309
-------	---	--------	-------	------	------	------	--	------	------	------

B700

80-94	B - Series - Bus Cowl Chassis & O.E.M. Number : E0HT-18045-AA , E0HT-18045-AB , E0HT18045AA , E0HT18045AB , F1HT-18045-AA , F1HT18045AA	I ⊖	83309
94	Models with with 14600 lb Multileaf Spring & O.E.M. Number : F4HT-18045-EA , F4HT18045EA	I ⊖	83125	I ⊖
	Models with with 15000, 17500, 19000 lb Taperleaf Springs & O.E.M. Number : F4HT-18080-AA , F4HT-18080-AB , F4HT18080AA , F4HT18080AB	I ⊖	I ⊖	85314

B7000

85-87	B - Series - Bus Cowl Chassis & O.E.M. Number : E0HT-18045-AA , E0HT-18045-AB , E0HT18045AA , E0HT18045AB , F1HT-18045-AA , F1HT18045AA	I ⊖	83309
-------	---	--------	-------	------	------	------	--	------	------	------

C600

80-86	Models with 3100 lb Spring and 7000 lb Axle & O.E.M. Number : D7HT-18045-JA , D7HT18045JA	I ⊖	83308
	Models with 4040, 5040 lb Springs and 7000, 9000, 12000 lb Axles & O.E.M. Number : D2EF-18045-AA , D2EF18045AA	I ⊖	83312	I ⊖

C700

80-86	Models with 3100 lb Spring and 7000 lb Axle & O.E.M. Number : D7HT-18045-JA , D7HT18045JA	I ⊖	83308
	Models with 4040, 5040 lb Springs and 7000, 9000, 12000 lb Axles & O.E.M. Number : D2EF-18045-AA , D2EF18045AA	I ⊖	83312	I ⊖

C7000

80-86	Models with 3100 lb Spring and 7000 lb Axle & O.E.M. Number : D7HT-18045-JA , D7HT18045JA	I ⊖	83308
-------	---	--------	-------	------	------	------	--	------	------	------

6 It is recommended that when replacing shocks on vehicles with "quad shocks" all 4 shocks should be replaced by series.

8 Pair Packs.

55 Non Gas Charged Shock

7 Pair Packs, Air hose kit included.

35 Sight grinding of control arm opening is required to install product made before Aug 1988.

APPLICATION GUIDE

Year	Fitment Notes								
		Fleetline/ Gas SLX	Classic/ Ultra/ ProGuard/ Guardian	Max Control/ LTV Severe Duty/ Load Carrier	Steering Dampers/ Steering Stabilizer/ Cab Shock	Fleetline/ Gas SLX	Classic/ Ultra/ ProGuard/ Guardian	Max Control/ LTV Severe Duty/ Load Carrier/ HiJackers	Steering Dampers/ Steering Stabilizer/ Cab Shock

FORD

FORD

C7000 (cont)

80-86	Models with 4040, 5040 lb Springs and 7000, 9000, 12000 lb Axles & O.E.M. Number : D2EF-18045-AA , D2EF18045AA	O O	83312				
-------	--	--------	-------	------	------	------	--	--	--	--

CF7000

96-97	Models with 16000 lb. Multileaf Spring & O.E.M. Number : F6HT-18045-AA , F6HT18045AA	O O	85054				
92-97	Models with 9000 lb. Axle	O O	85376				
	Models with 9000 lb Axle & O.E.M. Number : F2HT-18045-BA , F2HT-18045-CA , F2HT18045BA , F2HT18045CA , F2HZ-18124-A , F2HZ18124A , F6HT-18045-LA , F6HT18045LA	O O	85376				
91-97	Models with 12000 lb or 13000 lb Axle	O O				
	Models with 12000 lb or 13000 lb Axle & O.E.M. Number : 87HU-18045-AA , 87HU18045AA , E5HT-18045-AA , E5HT18045AA , E6HZ-18124-A , E6HZ18124A , E7HZ-18124-A , E7HZ18124A	O O	85301				

E-450 ECONOLINE SUPER DUTY

00-02	All	I O	G63622	58622 ⁵⁵ 77614	6828SE				
	Exc. Cutaway Chassis	I O	G63622	58622 ⁵⁵ 77614	6828SE				

E-550 ECONOLINE SUPER DUTY

02	All	O O	6828SE				
----	-----	--------	------	------	------	--------	--	--	--	--

E-550 SUPER DUTY

03	All	O O	6828SE				
----	-----	--------	------	------	------	--------	--	--	--	--

ECONOLINE SUPER DUTY

96-99	All	I O	77614	6828SE				
-------	-----	--------	------	------	-------	--------	--	--	--	--

EXCURSION

05	All	O O	6828SE				
----	-----	--------	------	------	------	--------	--	--	--	--

F-200

89-90	All	I O	81490				
-------	-----	--------	------	-------	------	------	--	--	--	--

F-250 HD

97	All	O O				
	4WD	O O	61614 81821 G63455	77414				
	RWD	I O	61520 81490 G63414				

F59

11-21	F59 Commercial Chassis with 16,000 lb or 19,500 GVW & O.E.M. Number : DU9Z18125B , ASH-12261 , ASH-24474 , ASH-24523 , ASH-24589 , ASH12261 , ASH24474 , ASH24589 , BU9Z-18125-A , BU9Z18125A , CU9Z-18125-A , CU9Z18125A , DU9Z-18125-A , DU9Z-18125-B , DU9Z18125A	O O				
	F59 Commercial Chassis with 16,000 lb to 22,000 GVW & O.E.M. Number : ASH-12251 , ASH-24473 , ASH-24522 , ASH-24634 , ASH12251 , ASH24473 , ASH24522 , ASH24634 , BU9Z-18124-A , BU9Z18124A , CU9Z-18124-A , CU9Z18124A , DU9Z-18124-A , DU9Z-18124-B , DU9Z18124A , DU9Z18124B	O O	85013				

APPLICATION GUIDE

Year	Fitment Notes								
		 Fleetline\ Gas SLX	Classic\ Ultra\ ProGuard\ Guardian	Max Control\ LTV Severe Duty\ Load Carrier	Steering Dampers\ Steering Stabilizer\ Cab Shock	 Fleetline\ Gas SLX	Classic\ Ultra\ ProGuard\ Guardian	Max Control\ LTV Severe Duty\ Load Carrier\ HiJackers	Steering Dampers\ Steering Stabilizer\ Cab Shock

FORD

FORD

F59 (cont)

88-97	F59 Commercial Chassis with 16,000 lb or 19,500 GVW & O.E.M. Number : DU9Z18125B , ASH-12261 , ASH-24474 , ASH-24523 , ASH-24589 , ASH12261 , ASH24474 , ASH24589 , BU9Z-18125-A , BU9Z18125A , CU9Z-18125-A , CU9Z18125A , DU9Z-18125-A , DU9Z-18125-B , DU9Z18125A	85010
	F59 Commercial Chassis with 16,000 lb to 22,000 GVW & O.E.M. Number : ASH-12251 , ASH-24473 , ASH-24522 , ASH-24634 , ASH12251 , ASH24473 , ASH24522 , ASH24634 , BU9Z-18124-A , BU9Z18124A , CU9Z-18124-A , CU9Z18124A , DU9Z-18124-A , DU9Z-18124-B , DU9Z18124A , DU9Z18124B	85013
89-91	Single System Steering Stabilizer; Superduty Motorhome Replacement damper for vehicles w/ Gabriel Aftermarket mounting kit	6802SE ⁸⁴

F600

86-94	Models with O.E.M. Number : ASH-24446 , ASH24446 , AX-310 , AX310 , E6HT-18080-AA , E6HT18080AA , E6HZ-18125-D , E6HZ18125D	83215
80-94	All Models Exc. 9000 lb Axle with H.D. Suspension & 12000 lb Axle & O.E.M. Number : E0HT-18045-AA , E0HT-18045-AB , E0HT18045AA , E0HT18045AB	83309
80-90	Models with 17000 & 18000 lb Rear Axle & O.E.M. Number : D7HF-18080-AA , D7HF18080AA , D7HT-18080-DA , D7HT18080DA	83215
70-90	Models with 13000 & 15000 lb Rear Axle & O.E.M. Number : D7HT-18080-BA , D7HT18080BA	83225
90	Models with Multileaf Spring & O.E.M. Number : F1HT-18045-AA , F1HT18045AA	83309
83-89	Models with 9000 lb Axle with H.D. Suspension & 12000 lb Axle & O.E.M. Number : D2HF-18045-AA , D2HF18045AA , D7HT-18045-CA , D7HT18045CA	83314

F600 LPO

90-94	Models with O.E.M. Number & O.E.M. Number : E9HS-18080-AA , E9HS18080AA	85716
-------	---	------	------	------	------	-------	------	------	------

F700

94-98	Models with Taperleaf Springs and with 6000, 7000, 8500, 9000 lb Axle & O.E.M. Number : F4HT-18045-AB , F4HT-18045-AC , F4HT18045AB , F4HT18045AC , F5HZ-18124-A , F5HZ18124A	83314
	Models with with 15000, 17500, 19000 lb Taperleaf Springs & O.E.M. Number : F4HT-18080-AA , F4HT-18080-AB , F4HT18080AA , F4HT18080AB , F5HZ-18125-A , F5HZ18125A	85314
86-98	Models with O.E.M. Number : ASH-24446 , ASH24446 , AX-310 , AX310 , E6HT-18080-AA , E6HT18080AA , E6HZ-18125-D , E6HZ18125D	83215
94-97	Models with 52" or 54" Taperleaf Springs and with 10000 or 12000 lb Axle & O.E.M. Number : F4HT-18045-DA , F4HT18045DA , F5HZ-18124-C , F5HZ18124C	85063
	Models with Multileaf Spring and w/ 10000, 12000 or 13200 lb Axle & O.E.M. Number : F4HT-18045-CB , F4HT18045CB , F5HZ-18124-B , F5HZ18124B	83107
80-94	All Models Exc. 9000 lb Axle with H.D. Suspension & 12000 lb Axle & O.E.M. Number : E0HT-18045-AA , E0HT-18045-AB , E0HT18045AA , E0HT18045AB	83309
80-90	Models with 13000 & 15000 lb Rear Axle & O.E.M. Number : D7HT-18080-BA , D7HT18080BA	83225
	Models with 17000 & 18000 lb Rear Axle & O.E.M. Number : D7HF-18080-AA , D7HF18080AA , D7HT-18080-DA , D7HT18080DA	83215
90	Models with Multileaf Spring & O.E.M. Number : F1HT-18045-AA , F1HT18045AA	83309
83-89	Models with 9000 lb Axle with H.D. Suspension & 12000 lb Axle & O.E.M. Number : D2HF-18045-AA , D2HF18045AA , D7HT-18045-CA , D7HT18045CA	83314

APPLICATION GUIDE

Year	Fitment Notes								
		Fleetline/ Gas SLX	Classic/ Ultra/ ProGuard/ Guardian	Max Control/ LTV Severe Duty/ Load Carrier	Steering Dampers/ Steering Stabilizer/ Cab Shock	Fleetline/ Gas SLX	Classic/ Ultra/ ProGuard/ Guardian	Max Control/ LTV Severe Duty/ Load Carrier/ HiJackers	Steering Dampers/ Steering Stabilizer/ Cab Shock

FORD

FORD

F700 LPO

90-94	Models with O.E.M. Number & O.E.M. Number : E9HS-18080-AA , E9HS18080AA	O O	85716
-------	---	------	------	------	------	--------	-------	------	------	------

F800

94	Models with Multileaf Spring and w/ 10000, 12000 or 13200 lb Axle & O.E.M. Number : F4HT-18045-CB , F4HT18045CB , F5HZ-18124-B , F5HZ18124B	O O	83107
----	---	--------	-------	------	------	------	------	------	------	------

F7000

83-87	Models with 9000 lb Axle with H.D. Suspension & 12000 lb Axle & O.E.M. Number : D2HF-18045-AA , D2HF18045AA , D7HT-18045-CA , D7HT18045CA	O O	83314
80-87	All Models Exc. 9000 lb Axle with H.D. Suspension & 12000 lb Axle & O.E.M. Number : E0HT-18045-AA , E0HT-18045-AB , E0HT18045AA , E0HT18045AB	O O	83309

LN600

80-85	Models with 11000, 13000, 15000, 17000 lb Axles & O.E.M. Number : D7HT-18080-BA , D7HT18080BA	O O	O O	83225
	Models with 3000, 3300 lb Springs and 5000, 5500, 6000, 7000 lb Axles & O.E.M. Number : D7HT-18045-GA , D7HT18045GA	O O	83308
	Models with 4400 lb Spring and 7000, 9000 lb Axles & O.E.M. Number : D2EF-18045-AA , D2EF18045AA	O O	83312

MOTORHOME CHASSIS / F53

11-22	F53 Chassis with 16,000 lb to 22,000 lb GVW & O.E.M. Number : 1C34-18045-JA , 1C3418045AA , 1C3418045JA , 9U94-18045-AA , 9U9418045AA , 9U9Z-18124-A , 9U9Z18124A , 9U9Z18124B , ASH-1022 , ASH-1205 , ASH-1228 , ASH-1229 , ASH-25822 , ASH-25823 , ASH-294 , ASH1022 , ASH1205 , ASH1228 , ASH1229 , ASH25822 , ASH25823 , ASH294 , AT-620 , AT-766 , AT620 , AT766 , HU9418045AA , HU9418045BA , HU9Z18124B , HU9Z18124C	O O	83209	
	Motorhome Chassis with 16,000 lb to 18,000 lb GVW & O.E.M. Number : 9U9Z-18125-B , 9U9Z18125B , ASH-25825 , ASH25825	O O	O O	83122
	Motorhome Chassis with 20,500 lb to 22,000 lb GVW & O.E.M. Number : 9U94-18080-AA , 9U9418080AA , 9U9Z-18125-A , 9U9Z18125A , ASH-1023 , ASH-1206 , ASH-1230 , ASH-137 , ASH-25824 , ASH1023 , ASH1206 , ASH1230 , ASH137 , ASH25824 , AT-621 , AT621 , HU9Z-18125-B , HU9Z18125B	O O	O O	83122
11-20	F53 Stripped Chassis Commercial Stripped Chassis, 19,500 lb to 22,000 lb GVW & O.E.M. Number : 47 1700 007 203 , ASH24634 , DU94-18045-CB	O O	85013	
	F53 Stripped Chassis With BT Delivery Van Pack, 16,000 LB. GVW & O.E.M. Number : 471700007117 , 471700009775 , DU94-18080-CA , DU94-18080-CB , DU9418080CA , DU9418080CB	O O	O O	85010
08-09	Motorhome Chassis with 16,000 lb to 18,000 lb GVW & O.E.M. Number : 9U9Z-18125-B , 9U9Z18125B , ASH-25825 , ASH25825	O O	O O	83122
06-09	F53 Chassis with 16,000 lb to 22,000 lb GVW & O.E.M. Number : 1C34-18045-JA , 1C3418045AA , 1C3418045JA , 9U94-18045-AA , 9U9418045AA , 9U9Z-18124-A , 9U9Z18124A , 9U9Z18124B , ASH-1022 , ASH-1205 , ASH-1228 , ASH-1229 , ASH-25822 , ASH-25823 , ASH-294 , ASH1022 , ASH1205 , ASH1228 , ASH1229 , ASH25822 , ASH25823 , ASH294 , AT-620 , AT-766 , AT620 , AT766 , HU9418045AA , HU9418045BA , HU9Z18124B , HU9Z18124C	O O	83209	
	Motorhome Chassis with 20,500 lb to 22,000 lb GVW & O.E.M. Number : 9U94-18080-AA , 9U9418080AA , 9U9Z-18125-A , 9U9Z18125A , ASH-1023 , ASH-1206 , ASH-1230 , ASH-137 , ASH-25824 , ASH1023 , ASH1206 , ASH1230 , ASH137 , ASH25824 , AT-621 , AT621 , HU9Z-18125-B , HU9Z18125B	O O	O O	83122

APPLICATION GUIDE

Year	Fitment Notes								
		 Fleetline\ Gas SLX	Classic\ Ultra\ ProGuard\ Guardian	Max Control\ LTV Severe Duty\ Load Carrier	Steering Dampers\ Steering Stabilizer\ Cab Shock	 Fleetline\ Gas SLX	Classic\ Ultra\ ProGuard\ Guardian	Max Control\ LTV Severe Duty\ Load Carrier\ HiJackers	Steering Dampers\ Steering Stabilizer\ Cab Shock

FORD

FORD

MOTORHOME CHASSIS / F53 (cont)

99-04	F53 Chassis with 16,000 lb to 22,000 lb GVW & O.E.M. Number : 1C34-18045-JA , 1C3418045AA , 1C3418045JA , 9U94-18045-AA , 9U9418045AA , 9U9Z-18124-A , 9U9Z18124A , 9U9Z18124B , ASH-1022 , ASH-1205 , ASH-1228 , ASH-1229 , ASH-25822 , ASH-25823 , ASH-294 , ASH1022 , ASH1205 , ASH1228 , ASH1229 , ASH25822 , ASH25823 , ASH294 , AT-620 , AT-766 , AT620 , AT766 , HU9418045AA , HU9418045BA , HU9Z18124B , HU9Z18124C	 83209
	Motorhome Chassis with 20,500 lb to 22,000 lb GVW & O.E.M. Number : 9U94-18080-AA , 9U9418080AA , 9U9Z-18125-A , 9U9Z18125A , ASH-1023 , ASH-1206 , ASH-1230 , ASH-137 , ASH-25824 , ASH1023 , ASH1206 , ASH1230 , ASH137 , ASH25824 , AT-621 , AT621 , HU9Z-18125-B , HU9Z18125B		83122
88-97	F53 Chassis with 16,000 lb to 22,000 lb GVW & O.E.M. Number : 1C34-18045-JA , 1C3418045AA , 1C3418045JA , 9U94-18045-AA , 9U9418045AA , 9U9Z-18124-A , 9U9Z18124A , 9U9Z18124B , ASH-1022 , ASH-1205 , ASH-1228 , ASH-1229 , ASH-25822 , ASH-25823 , ASH-294 , ASH1022 , ASH1205 , ASH1228 , ASH1229 , ASH25822 , ASH25823 , ASH294 , AT-620 , AT-766 , AT620 , AT766 , HU9418045AA , HU9418045BA , HU9Z18124B , HU9Z18124C	 83209
	F53 Motorhome Chassis (Over 30 feet)	 83125
89-91	Single System Steering Stabilizer; Motorhome Replacement damper for vehicles w/ Gabriel Aftermarket mounting kit		6802SE ⁸⁴

PICKUP 3/4 TON, F-250 / SUPERDUTY

17-22	4WD		14072
14-16	RWD		58807 ⁵⁵	G63888
13-16	4WD		61680 G63886	77951	14072	61682	77952
12-16	RWD, w/ Off Road Package		G63886	61682
11-16	RWD, Exc. Off Road		G63622	61713 G64010
13	RWD		58807 ⁵⁵ 77807	G63888
11-12	RWD		58807 ⁵⁵ 77807
08-12	4WD		61680 G63886	77951	14072	61682 G63888	77952
07-10	RWD		G63622	58807 ⁵⁵ 77807	6828SE	G64010
05-10	RWD, Exc. Off Road		61713
05-07	4WD		61680 G63886	77951	61682 G63888	77952
	4WD, Exc. OE Unit		6856SE ⁸²
05-06	RWD		G63622	58807 ⁵⁵ 77807	6828SE ⁸⁰	G64010
99-04	4WD		61655 G63809	58809 ⁵⁵ 77809	61656 G63810	58810 ⁵⁵ 77810
	4WD, Exc. OE Unit		6850SE ⁸²
	4WD, Replacement Kit		6855SE ⁸²
	RWD		G63622	58807 ⁵⁵ 77807	6828SE ⁸⁰	61654 G63808	58808 ⁵⁵ 77808
99-03	4WD, With OE Unit		6854SE ⁸⁰
97-99	4WD, Up through 8500# GVW		61613 81914 G63716	77716	61612 81913 G63715	77715
	4WD, Torsion Bar(FrontSpringType)		6861SE ⁸²

55 Non Gas Charged Shock

82 Use kit if listed, See Ref. C for optional Steering Stabilizer Boots.

80 Mounting bracket not required, install on O.E. Shock Mounts. See Ref. C for optional Steering Stabilizer Boots.

84 Replacement damper for vehicles with the Gabriel Aftermarket mounting kit.

APPLICATION GUIDE

Year	Fitment Notes								
		⌋	Fleetline/ Gas SLX	Classic/ Ultra/ ProGuard/ Guardian	Max Control/ LTV Severe Duty/ Load Carrier	Steering Dampers/ Steering Stabilizer/ Cab Shock	⌋	Fleetline/ Gas SLX	Classic/ Ultra/ ProGuard/ Guardian

FORD

FORD

PICKUP 3/4 TON, F-250 / SUPERDUTY (cont)

97-99	RWD, Up through 8500# GVW	⌋ ⊖		61611 81912 G63714	58714 ⁵⁵ 77714		⌋ ⊖	61638 81892 G63778	49237 ⁷	
98	4WD, Over 8500# GVW	⊖ ⊖		61614 G63455	77455		⊖ ⊖			
97	4WD, Over 8500# GVW	⊖ ⊖		61614 81821 G63455	77455		⊖ ⊖	61530 81510 G63461	77461	
	RWD	⊖ ⊖				6828SE	⊖ ⊖			
	RWD, Over 8500# GVW	⌋ ⊖		61520 ⁶ 81490 G63414	77414 ⁶		⊖ ⊖	61547 81082 G63406	43167 ⁸ 77809	
92-96	RWD	⌋ ⊖		61520 ⁶ 81490 G63414	77414 ⁶	6828SE	⊖ ⊖	61547 81082 G63406	43167 ⁸ 77809	
87-96	4WD	⊖ ⊖		61614 81821 G63455	77455		⊖ ⊖	61530 81510 G63461	77461	
80-96	4WD, Single System Steering Stabilizer	⊖ ⊖				6802SE ⁸⁴	⊖ ⊖			
96	RWD, Up through 8500# GVW	⌋ ⊖		61611	58714 ⁵⁵ 77714		⊖ ⊖			
80-91	RWD	⌋ ⊖		61520 ⁶ 81490 G63414	77414 ⁶		⊖ ⊖	61547 81082 G63406	43167 ⁸ 77809	
86	4WD	⊖ ⊖					⊖ ⊖	81510 G63461		
	4WD, Clevis Type Lower Front Mount; Exc. Dual Rear Wheels or Lift Kit	⊖ ⊖					⊖ ⊖	61530	77461	
82-85	4WD, Clevis Type Lower Front Mount; Exc. Dual Rear Wheels or Lift Kit	⊖ ⊖					⊖ ⊖	61530 81510 G63461	77461	
80-82	4WD, Standard Cab Pickup	⌋ ⊖		G63410			⊖ ⊖			
82	4WD	⌋ ⊖		61546 ⁶			⊖ ⊖			
80-81	4WD	⌋ ⊖		61546 ⁶			⊖ ⊖	61530 81510 G63461	77461	
77-79	4WD; Standard Cab, Cab & Chassis; All From Serial No. Y20001	⌋ ⊖					⊖ ⊖	G63387	49178 ⁷	
75-79	RWD	⌋ ⊖		81394 G63386			⊖ ⊖			
	RWD, RWD, 4WD Quad Suspension Rearward of Front Axle, Non Quad Suspension	⌋ ⊖		61521 ⁶ 81394			⊖ ⊖			
	RWD, Single System Steering Stabilizer	⊖ ⊖				6802SE ⁸⁴	⊖ ⊖			
	RWD, Cab & Chassis	⌋ ⊖					⊖ ⊖	81242 G63350	43058 ⁸ 49127 ⁷	
	RWD, Extended Cab Pickup	⊖ ⊖					⊖ ⊖	61519 81484 G63377	43058 ⁸ 49127 ⁷	
	RWD, Standard Cab Pickup	⌋ ⊖					⊖ ⊖	81242 G63350	43099 ⁸ 49173 ⁷	
	RWD; Exc. Extended & Crew Cab	⌋ ⊖					⊖ ⊖	61518		
73-79	RWD, RWD, 4WD Quad Suspension Rearward of Front Axle	⌋ ⊖			34058 ⁸		⊖ ⊖			
78	4WD, Up through Serial No. Y20000	⌋ ⊖		82034			⊖ ⊖			
75-77	4WD, Manual Steering Single System Steering Stabilizer	⊖ ⊖				6803SE ⁸⁴	⊖ ⊖			
	4WD; Up through Serial No. Y20000	⌋ ⊖		82034			⊖ ⊖	82147		
73-74	RWD, 4WD Quad Suspension Rearward of Front Axle, Non Quad Suspension	⌋ ⊖		61521 ⁶ G63386			⊖ ⊖			

6 It is recommended that when replacing shocks on vehicles with "quad shocks" all 4 shocks should be matched by series. 7 Pair Packs, Air hose kit included.
8 Pair Packs. 55 Non Gas Charged Shock

APPLICATION GUIDE

Year	Fitment Notes								
		Fleetline/ Gas SLX	Classic/ Ultra/ ProGuard/ Guardian	Max Control/ LTV Severe Duty/ Load Carrier	Steering Dampers/ Steering Stabilizer/ Cab Shock	Fleetline/ Gas SLX	Classic/ Ultra/ ProGuard/ Guardian	Max Control/ LTV Severe Duty/ Load Carrier/ HiJackers	Steering Dampers/ Steering Stabilizer/ Cab Shock

FORD

FORD

PICKUP 3/4 TON, F-250 / SUPERDUTY (cont)

73-74	RWD, RWD, 4WD Quad Suspension Rearward of Front Axle, Non Quad Suspension		81394
71-74	RWD; Exc. Extended Cab & Chassis Cab		49173 ⁷
70-74	RWD; Exc. Supercab		81242
	RWD; Standard Cab Pickup		43099 ⁸
68-74	4WD; Up through Serial No. Y2000		82147
65-74	Exc. Supercab		G63350
	RWD		61518
	RWD; Supercab		G63377
	Single System Steering Stabilizer		6803SE ⁸⁴
	RWD		81394	43058 ⁸
	RWD; Supercab		61519 81484
74	4WD, Up through Serial No. Y20000		82034
68-73	4WD; Up through Serial No. Y20000		82034
70-72	RWD, 4WD Quad Suspension Rearward of Front Axle		34058 ⁸
65-72	RWD, 4WD Quad Suspension Rearward of Front Axle, Non Quad Suspension		61521 ⁶ 81394 G63386
65-69	Supercab		49127 ⁷
66-67	4WD; Up through Serial No. Y2000		82034	82147
65	4WD		82034
61-64	All		81147	61500 G63405	43048 ⁸
	4WD		82034 81147	61500 G63405	43048 ⁸
	Single System Steering Stabilizer		81147	6803SE ⁸⁴	61500 G63405	43048 ⁸
60	All		81270
	Single System Steering Stabilizer		6803SE ⁸⁴	81270
53-55	All		81676

PICKUP 1 TON, F-350 / SUPERDUTY

17-22	4WD		14072
13-16	All		58807 ⁵⁵
	4WD		61680	77951 58807 ⁵⁵	14072	G63888	77952
	4WD, Exc. Off Road		G63886	58807 ⁵⁵
	4WD, w/ Off Road Package		58807 ⁵⁵	61682
	RWD		G63622	58807 ⁵⁵	G64010
	RWD, Exc. Off Road		58807 ⁵⁵	61713
11-12	RWD		G63622	58807 ⁵⁵ 77807	G64010
08-12	4WD		61680 G63886	77951	14072

6 It is recommended that when replacing shocks on vehicles with "quad shocks" all 4 shocks should be matched by series. 7 Pair Packs, Air hose kit included. 55 Non Gas Charged Shock

8 Pair Packs.

84 Replacement damper for vehicles with the Gabriel Aftermarket mounting kit.

APPLICATION GUIDE

Year	Fitment Notes								
			Fleetline/ Gas SLX	Classic/ Ultra/ ProGuard/ Guardian	Max Control/ LTV Severe Duty/ Load Carrier	Steering Dampers/ Steering Stabilizer/ Cab Shock		Fleetline/ Gas SLX	Classic/ Ultra/ ProGuard/ Guardian

FORD

FORD

PICKUP 1 TON, F-350 / SUPERDUTY (cont)

05-12	4WD, Crew Cab Pickup Single Rear Wheels	O	O	61682 G63888	77952
	4WD, Extended Cab Pickup Single Rear Wheels	O	O	61682 G63888	77952
	4WD, Standard Cab Pickup Single Rear Wheels	O	O	61682 G63888	77952
	RWD, Exc. Off Road	O	O	61713
05-10	RWD	I O	G63622	58807 ⁵⁵ 77807	6828SE	O	G64010
05-07	4WD	I O	61680 G63886	77951	O
99-04	4WD	O	61655 G63809	58809 ⁵⁵ 77809	O	61656 G63810	58810 ⁵⁵ 77810
	4WD, Exc. OE Unit	O	6850SE ⁸²	O
	4WD, Replacement Kit	O	6855SE ⁸²	O
	RWD	I O	G63622	58807 ⁵⁵ 77807	6828SE	O	61654 G63808	58808 ⁵⁵ 77808
99-03	4WD, With OE Unit	O	6854SE ⁸⁰	O
92-97	RWD	I O	61520 ⁶ 81490 G63414 ⁶	77414 ⁶	6828SE	O
86-97	4WD	O	61614 81821 G63455	77455	O
	4WD, Dual Rear Wheels	O	O	61530 81510 G63461	77461
	4WD, Exc. Dual Rear Wheels	I O	O	G63456
80-97	RWD, Dual Rear Wheels	I O	O	61554 81710 G63409
	RWD, Exc. Dual Rear Wheels	O	O	61547 81082 G63406	43167 ⁶ 77809
92-96	RWD, Dual System Steering Stabilizer Replacement damper for vehicles w/ Gabriel Aftermarket mounting kit	O	6802SE ⁸⁴	O
89-91	RWD, Single System Steering Stabilizer Replacement damper for vehicles w/ Gabriel Aftermarket mounting kit	O	6802SE ⁸⁴	O
80-91	RWD	I O	61520 ⁶ 81490 G63414 ⁶	77414 ⁶	O
82-88	Single System Steering Stabilizer; Exc. Anti-Sway Bar Replacement damper for vehicles w/ Gabriel Aftermarket mounting kit	O	6802SE ⁸⁴	O
82-85	4WD, Clevis Type Lower Front Mount; Exc. Dual Rear Wheels or Lift Kit	O	O	61530 81510 G63461	77461
80-81	4WD	I O	61546 ⁶ G63410 ⁶	O	61530 81510 G63461	77461
79-81	RWD, Dual System Steering Stabilizer Replacement damper for vehicles w/ Gabriel Aftermarket mounting kit	O	6802SE ⁸⁴	O
75-79	RWD	I O	81394	O
	RWD, RWD, 4WD Quad Suspension Rearward of Front Axle	I O	34058 ⁸	O
	RWD, RWD, 4WD Quad Suspension Rearward of Front Axle, Non Quad Suspension	I O	61521 ⁶ 81394 G63386	O

6 It is recommended that when replacing shocks on vehicles with "quad shocks" all 4 shocks should be matched by series.

55 Non Gas Charged Shock



82 Use kit if listed, See Ref. C for optional Steering Stabilizer Boots.

8 Pair Packs.

80 Mounting bracket not required, install on O.E. Shock Mounts. See Ref. C for optional Steering Stabilizer Boots.

84 Replacement damper for vehicles with the Gabriel Aftermarket mounting kit.

APPLICATION GUIDE

Year	Fitment Notes								
		Fleetline\ Gas SLX	Classic\ Ultra\ ProGuard\ Guardian	Max Control\ LTV Severe Duty\ Load Carrier	Steering Dampers\ Steering Stabilizer\ Cab Shock	Fleetline\ Gas SLX	Classic\ Ultra\ ProGuard\ Guardian	Max Control\ LTV Severe Duty\ Load Carrier\ HiJackers	Steering Dampers\ Steering Stabilizer\ Cab Shock

FORD

FORD

PICKUP 1 TON, F-350 / SUPERDUTY (cont)

75-79	RWD, Cab & Chassis							43099 ⁸ 49173 ⁷	
	RWD, Extended Cab Pickup						61518 81242 G63350	43099 ⁸ 49173 ⁷	
	RWD, Standard Cab Pickup						61519 81484 G63377	43058 ⁸ 49127 ⁷	
79	4WD						G63387	49178 ⁷	
75-78	Dual System Steering Stabilizer Replacement damper for vehicles w/ Gabriel Aftermarket mounting kit	O			6802SE ⁸⁴				
75-77	Manual Steering Single System Steering Stabilizer Replacement damper for vehicles w/ Gabriel Aftermarket mounting kit	O			6803SE ⁸⁴				
73-74	RWD, 4WD Quad Suspension Rearward of Front Axle	I		34058 ⁸					
	RWD; Exc. Supercab						61519 81484		
	RWD; Supercab						G63377		
	Standard Cab Pickup RWD							43058 ⁸ 49127 ⁷	
67-74	Extended Cab						G63350		
	RWD	I		81394					
	RWD, 4WD Quad Suspension Rearward of Front Axle, Non Quad Suspension	I		61521 ⁶ 81394 G63386					
	Single System Steering Stabilizer Replacement damper for vehicles with the Gabriel Aftermarket mounting kit	O			6803SE ⁸⁴				
	Single System Steering Stabilizer; w/ Twin I Beam Axle Replacement damper for vehicles w/ Gabriel Aftermarket mounting kit	O			6802SE ⁸⁴				
	RWD, Extended Cab						61518		
74	RWD, Extended Cab & Chassis Cab Air hose kit included							49173 ⁷	
	RWD, Supercab							43099 ⁸	
65-66	Single System Steering Stabilizer; w/ Twin I Beam Axle Replacement damper for vehicles w/ Gabriel Aftermarket mounting kit	O		81147	6802SE ⁸⁴		61500 G63405	43048 ⁸	
61-66	All	O		81147			61500 G63405	43048 ⁸	
	Single System Steering Stabilizer Replacement damper for vehicles with the Gabriel Aftermarket mounting kit	O		81147	6803SE ⁸⁴		61500 G63405	43048 ⁸	
61-64	Single System Steering Stabilizer w/ I Beam Axle Replacement damper for vehicles w/ Gabriel Aftermarket mounting kit	O		81147	6802SE ⁸⁴		61500 G63405	43048 ⁸	
60	All						81270		
	Single System Steering Stabilizer Replacement damper for vehicles with the Gabriel Aftermarket mounting kit	O			6803SE ⁸⁴		81270		
	Single System Steering Stabilizer w/ I Beam Axle Replacement damper for vehicles w/ Gabriel Aftermarket mounting kit	O			6802SE ⁸⁴		81270		
53-55	All						81676		

PICKUP P350

76	Up through 8000# GVW	O		61500 G63405					
68-75	Up through 8000# GVW	O		61500 81147 G63405					
68-73	Single System Steering Stabilizer Replacement damper for vehicles w/ Gabriel Aftermarket mounting kit	O			6802SE ⁸⁴				

6 It is recommended that when replacing shocks on vehicles with "quad shocks" all 4 shocks

should be matched by series.

8 Pair Packs.

7 Pair Packs, Air hose kit included.

84 Replacement damper for vehicles with the Gabriel Aftermarket mounting kit.

APPLICATION GUIDE

Year	Fitment Notes								
			Fleetline\ Gas SLX	Classic\ Ultra\ ProGuard\ Guardian	Max Control\ LTV Severe Duty\ Load Carrier	Steering Dampers\ Steering Stabilizer\ Cab Shock		Fleetline\ Gas SLX	Classic\ Ultra\ ProGuard\ Guardian

FORD

FORD

PICKUP P400

75-76	Up through 8000# GVW	O	61500 81147 G63405
-------	----------------------	---	------	--------------------------	------	------	--	------	------	------	------

PICKUP, F-450 SUPERDUTY

21-22	4 X 4	O	14072	
17-20	All	↓	77967
	4 X 4	↓	77967	14072	
13-16	All	↓	77967	77968
	4 X 4	↓	77967	14072		77969 77968
09-12	All	↓	58944 ⁵⁵
	4 X 4	↓	58944 ⁵⁵	14072	
07-08	All	↓	G63969	58944 ⁵⁵ 77967
08	4 X 4	↓	G63969	58944 ⁵⁵ 77967	14072	
07	Models with single or dual rear wheels with 165" or 201" wheel base	↓	G63969	58944 ⁵⁵ 77967	O	G63461
	4 X 2	↓	G63969	58944 ⁵⁵ 77967	↓	77968
	4 X 4	↓	G63969	58944 ⁵⁵ 77967	↓	77969
05-06	All	↓	G63969	77967
	Models with single or dual rear wheels with 165" or 201" wheel base	↓	G63969	77967	O	G63461
	4 X 2	↓	G63969	77967	↓	77968
	4 X 4	↓	G63969	77967	↓	77969
99-04	All	O	61655 G63809	58809 ⁵⁵ 77809	O	77461
	Models with single or dual rear wheels with 165" or 201" wheel base	O	61655 G63809	58809 ⁵⁵ 77809	O	G63461	77461
	4 X 4	O	61655 G63809	58809 ⁵⁵ 77809	6854SE ⁸⁰	O	77461
97	All	↓	G63692	61554 G63409	43167 ⁸

PICKUP, F-550 SUPERDUTY

21-22	4 X 4	O	14072	
17-20	All	↓	77967
	4 X 4	↓	77967	14072	
13-16	All	↓	77967	77968
	4 X 4	↓	77967	14072		77969 77968

8 Pair Packs.

55 Non Gas Charged Shock

80 Mounting bracket not required, install on O.E. Shock Mounts. See Ref. C for

APPLICATION GUIDE

Year	Fitment Notes								
		 Fleetline/ Gas SLX	 Classic/ Ultra/ ProGuard/ Guardian	 Max Control/ LTV Severe Duty/ Load Carrier	 Steering Dampers/ Steering Stabilizer/ Cab Shock	 Fleetline/ Gas SLX	 Classic/ Ultra/ ProGuard/ Guardian	 Max Control/ LTV Severe Duty/ Load Carrier/ HiJackers	 Steering Dampers/ Steering Stabilizer/ Cab Shock

FORD

FORD

PICKUP, F-550 SUPERDUTY (cont)

10-12	All				58944 ⁵⁵					
	4 X 4				58944 ⁵⁵	14072				
08-09	4 X 4					14072				
05-07	All				G63969	77967				
	Models with single or dual rear wheels with 165" or 201" wheel base				G63969	77967			G63461	
	4 X 2				G63969	77967				77968
	4 X 4				G63969	77967				77969
99-04	All				61655 G63809	58809 ⁵⁵ 77809				77461
	Models with single or dual rear wheels with 165" or 201" wheel base				61655 G63809	58809 ⁵⁵ 77809			G63461	77461
	4 X 4				61655 G63809	58809 ⁵⁵ 77809	6854SE ⁸⁰			77461

TRANSIT-150

21-22	All				G57816⁴⁰					
15-20	All				G57816				G64177	

TRANSIT-250

21-22	All				G57816⁴⁰					
15-20	All				G57816				G64177	

TRANSIT-350

15-22	All				G57816					
									G64177	

VAN 3/4 TON, ECONOLINE / CLUB WAGON / SUPERDUTY

05-14	All				81744 ⁴⁸ G63622	34076 ⁸ 58622 ⁵⁵ 77614				
03-04	All				81744 ⁴⁸ G63622	34076 ⁸ 58622 ⁵⁵ 77614	6828SE			61646 81828 G63623
96-02	All				61591 81744 ⁴⁸ G63622	34076 ⁸ 58622 ⁵⁵ 77614	6828SE			61646 81828 G63623
92-95	All				61591 81744 ⁴⁸ G63622	34076 ⁸ 58622 ⁵⁵ 77614				61646 81828 G63623
75-91	All				81394					G63387
	RWD, 4WD Quad Suspension Rearward of Front Axle				81394	34058 ⁸				G63387
	RWD, 4WD Quad Suspension Rearward of Front Axle, Non Quad Suspension				61521 ⁶ 81394 G63386					G63387
75-79	QuadraVan Special				81394		6803SE ⁸⁴			G63387

6 It is recommended that when replacing shocks on vehicles with "quad shocks" all 4 shocks should be matched by series.

8 Pair Packs.

48 Installation Hardware Included.

80 Mounting bracket not required, install on O.E. Shock Mounts. See Ref. C for optional Steering Stabilizer Boots.

Bold Type - New / Future Part

7 Pair Packs, Air hose kit included.

40 Complete Assembled Unit.

55 Non Gas Charged Shock

84 Replacement damper for vehicles with the Gabriel Aftermarket mounting kit.

APPLICATION GUIDE

Year	Fitment Notes								
		Fleetline/ Gas SLX	Classic/ Ultra/ ProGuard/ Guardian	Max Control/ LTV Severe Duty/ Load Carrier	Steering Dampers/ Steering Stabilizer/ Cab Shock	Fleetline/ Gas SLX	Classic/ Ultra/ ProGuard/ Guardian	Max Control/ LTV Severe Duty/ Load Carrier/ HiJackers	Steering Dampers/ Steering Stabilizer/ Cab Shock

FORD

FORD

VAN 3/4 TON, ECONOLINE / CLUB WAGON / SUPERDUTY (cont)

69-74	All	 ○	82012	 ○	61519 81484 G63377	43058 ⁸ 49127 ⁷
	Single System Steering Stabilizer; w/ Twin I-Beam Axle	 ○	82012	6802SE ⁸⁴	 ○	61519 81484 G63377	43058 ⁸ 49127 ⁷
74	QuadraVan Special	 ○	82012	6803SE ⁸⁴	 ○	61519 81484 G63377	43058 ⁸ 49127 ⁷

VAN 1 TON, ECONOLINE / CLUB WAGON / SUPERDUTY

23	Type A School bus and Type C Motorhomes with Ford E350 Chassis	 ○	G63622	 ○	G63623
	Type A School bus and Type C Motorhomes with Ford E450 Chassis	 ○	G63622	 ○	G63623
21-22	All	 ○	81744 ⁴⁸ G63622	58622 ⁵⁵ 77614	6828SE	 ○	61646 81828 G63623	49178 ⁷ 58623 ⁵⁵ 77623
	Type A School bus and Type C Motorhomes with Ford E350 Chassis	 ○	G63622 81744 ⁴⁸	58622 ⁵⁵ 77614	6828SE	 ○	G63623 61646 81828	49178 ⁷ 58623 ⁵⁵ 77623
	Type A School bus and Type C Motorhomes with Ford E450 Chassis	 ○	G63622 81744 ⁴⁸	58622 ⁵⁵ 77614	6828SE	 ○	G63623 61646 81828	49178 ⁷ 58623 ⁵⁵ 77623
12-19	All	 ○	81744 ⁴⁸ G63622	34076 ⁸ 58622 ⁵⁵ 77614	6828SE	 ○	61646 81828 G63623	49178 ⁷ 58623 ⁵⁵
	Exc. Cutaway Chassis	 ○	81744 ⁴⁸ G63622	77614 34076 ⁸ 58622 ⁵⁵	6828SE	 ○	81828 61646 G63623	58623 ⁵⁵ 77623 49178 ⁷
	Type A School bus and Type C Motorhomes with Ford E350 Chassis	 ○	G63622 81744 ⁴⁸	34076 ⁸ 58622 ⁵⁵ 77614	6828SE	 ○	G63623 61646 81828	49178 ⁷ 58623 ⁵⁵
	Type A School bus and Type C Motorhomes with Ford E450 Chassis	 ○	G63622 81744 ⁴⁸	34076 ⁸ 58622 ⁵⁵ 77614	6828SE	 ○	G63623 61646 81828	49178 ⁷ 58623 ⁵⁵
10-11	All	 ○	61591 81744 ⁴⁸ G63622	34076 ⁸ 58622 ⁵⁵ 77614	6828SE	 ○	61646 81828 G63623	49178 ⁷ 58623 ⁵⁵
	Type A School bus and Type C Motorhomes with Ford E350 Chassis	 ○	G63622 61591 81744 ⁴⁸	34076 ⁸ 58622 ⁵⁵ 77614	6828SE	 ○	G63623 61646 81828	49178 ⁷ 58623 ⁵⁵
	Type A School bus and Type C Motorhomes with Ford E450 Chassis	 ○	G63622 61591 81744 ⁴⁸	34076 ⁸ 58622 ⁵⁵ 77614	6828SE	 ○	G63623 61646 81828	49178 ⁷ 58623 ⁵⁵
08-11	Exc. Cutaway Chassis	 ○	61591 81744 ⁴⁸ G63622	58622 ⁵⁵ 77614 34076 ⁸	6828SE	 ○	61646 81828 G63623	58623 ⁵⁵ 77623 49178 ⁷
09	All	 ○	61591 81744 ⁴⁸ G63622	34076 ⁸ 58622 ⁵⁵ 77614	6828SE	 ○	61646 G63623	49178 ⁷ 58623 ⁵⁵
	Type A School bus and Type C Motorhomes with Ford E350 Chassis	 ○	G63622 61591 81744 ⁴⁸	34076 ⁸ 58622 ⁵⁵ 77614	6828SE	 ○	G63623 61646	49178 ⁷ 58623 ⁵⁵
	Type A School bus and Type C Motorhomes with Ford E450 Chassis	 ○	G63622 61591 81744 ⁴⁸	34076 ⁸ 58622 ⁵⁵ 77614	6828SE	 ○	G63623 61646	49178 ⁷ 58623 ⁵⁵
07-08	All	 ○	61591 81744 ⁴⁸ G63622	34076 ⁸ 58622 ⁵⁵ 77614	6828SE	 ○	61646 G63623	49178 ⁷ 58623 ⁵⁵ 77623
	Cutaway Chassis	 ○	61591 81744 ⁴⁸ G63622	58622 ⁵⁵ 34076 ⁸ 77614	6828SE	 ○	61646 G63623	58623 ⁵⁵ 49178 ⁷ 77623
	Type A School bus and Type C Motorhomes with Ford E350 Chassis	 ○	G63622 61591 81744 ⁴⁸	34076 ⁸ 58622 ⁵⁵ 77614	6828SE	 ○	G63623 61646	49178 ⁷ 58623 ⁵⁵ 77623
	Type A School bus and Type C Motorhomes with Ford E450 Chassis	 ○	G63622 61591 81744 ⁴⁸	34076 ⁸ 58622 ⁵⁵ 77614	6828SE	 ○	G63623 61646	49178 ⁷ 58623 ⁵⁵ 77623











7 Pair Packs, Air hose kit included.

48 Installation Hardware Included.

8 Pair Packs.

55 Non Gas Charged Shock

APPLICATION GUIDE

Year	Fitment Notes								
		 Fleetline\ Gas SLX	 Classic\ Ultra\ ProGuard\ Guardian	 Max Control\ LTV Severe Duty\ Load Carrier	 Steering Dampers\ Steering Stabilizer\ Cab Shock	 Fleetline\ Gas SLX	 Classic\ Ultra\ ProGuard\ Guardian	 Max Control\ LTV Severe Duty\ Load Carrier\ HiJackers	 Steering Dampers\ Steering Stabilizer\ Cab Shock

FORD

FORD

VAN 1 TON, ECONOLINE / CLUB WAGON / SUPERDUTY (cont)

07	Exc. Cutaway Chassis	 O	G63622 61591 81744 ⁴⁸	58622 ⁵⁵ 77614 34076 ⁸	6828SE	 O	61646 81828 G63623	58623 ⁵⁵ 77623 49178 ⁷
	Exc. Cutaway Chassis Air hose kit included	 O	61591 81744 ⁴⁸ G63622	34076 ⁸ 58622 ⁵⁵ 77614	6828SE	 O	61646 G63623	49178 ⁷ 58623 ⁵⁵ 77623
04-06	Exc. Cutaway Chassis	 O	61591 81744 ⁴⁸ G63622	58622 ⁵⁵ 34076 ⁸ 77614	6828SE	 O	61646 81828 G63623	58623 ⁵⁵ 77623 49178 ⁷
		 O	61591 81744 ⁴⁸ G63622	34076 ⁸ 58622 ⁵⁵ 77614	6828SE	 O	61646 G63623	49178 ⁷ 58623 ⁵⁵
06	All	 O	61591 81744 ⁴⁸ G63622	34076 ⁸ 58622 ⁵⁵ 77614	6828SE	 O	61646 G63623	49178 ⁷ 58623 ⁵⁵
	Type A School bus and Type C Motorhomes with Ford E350 Chassis	 O	G63622 61591 81744 ⁴⁸	34076 ⁸ 58622 ⁵⁵ 77614	6828SE	 O	G63623 61646	49178 ⁷ 58623 ⁵⁵
	Type A School bus and Type C Motorhomes with Ford E450 Chassis	 O	G63622 61591 81744 ⁴⁸	34076 ⁸ 58622 ⁵⁵ 77614	6828SE	 O	G63623 61646	49178 ⁷ 58623 ⁵⁵
04-05	All	 O	61591 81744 ⁴⁸ G63622	34076 ⁸ 58622 ⁵⁵ 77614	6828SE	 O	61646 81828 G63623	49178 ⁷ 58623 ⁵⁵
	Type A School bus and Type C Motorhomes with Ford E350 Chassis	 O	G63622 61591 81744 ⁴⁸	34076 ⁸ 58622 ⁵⁵ 77614	6828SE	 O	G63623 61646 81828	49178 ⁷ 58623 ⁵⁵
	Type A School bus and Type C Motorhomes with Ford E450 Chassis	 O	G63622 61591 81744 ⁴⁸	34076 ⁸ 58622 ⁵⁵ 77614	6828SE	 O	G63623 61646 81828	49178 ⁷ 58623 ⁵⁵
92-05	Cutaway Chassis	 O	G63622 61591 81744 ⁴⁸	58622 ⁵⁵ 77614 34076 ⁸	6828SE	 O	G63623 61646 81828	58623 ⁵⁵ 77623 49178 ⁷
		 O	61591 81744 ⁴⁸ G63622	34076 ⁸ 58622 ⁵⁵ 77614	6828SE	 O	61646 81828 G63623	49178 ⁷ 58623 ⁵⁵ 77623
99-03	All	 O	61591 81744 ⁴⁸ G63622	34076 ⁸ 58622 ⁵⁵ 77614	6828SE	 O	61646 81828 G63623	49178 ⁷ 58623 ⁵⁵ 77623
	Type A School bus and Type C Motorhomes with Ford E350 Chassis	 O	G63622 61591 81744 ⁴⁸	34076 ⁸ 58622 ⁵⁵ 77614	6828SE	 O	G63623 61646 81828	49178 ⁷ 58623 ⁵⁵ 77623
03	Exc. Cutaway Chassis	 O	61591 81744 ⁴⁸ G63622	34076 ⁸ 58622 ⁵⁵ 77614	6828SE	 O	61646 81828 G63623	77623 49178 ⁷ 58623 ⁵⁵
		Type A School bus and Type C Motorhomes with Ford E450 Chassis	 O	G63622 61591 81744 ⁴⁸	34076 ⁸ 58622 ⁵⁵ 77614	6828SE	 O	G63623 61646 81828	49178 ⁷ 58623 ⁵⁵ 77623
92-98	All	 O	61591 81744 ⁴⁸	34076 ⁸	6828SE	 O	61646 81828	49178 ⁷
77-91	All	 O	 O	49178 ⁷
	Cutaway Chassis	 O	 O	G63387	49178 ⁷
	Cutaway Chassis RWD, 4WD Quad Suspension Rearward of Front Axle, Non Quad Suspension	 O	G63386	 O	49178 ⁷
	Exc. Cutaway Chassis	 O	81394	 O	49178 ⁷
	Exc. Cutaway Chassis RWD, 4WD Quad Suspension Rearward of Front Axle	 O	34058 ⁸	 O	49178 ⁷
	Exc. Cutaway Chassis RWD, 4WD Quad Suspension Rearward of Front Axle, Non Quad Suspension	 O	61521 ⁶ 81394	 O	49178 ⁷
75-91	Exc. Cutaway Chassis Air hose kit included	 O	 O	49178 ⁷
		 O	 O	G63387
75-76	Cutaway Chassis	 O	 O	G63387
		Cutaway Chassis RWD, 4WD Quad Suspension Rearward of Front Axle, Non Quad Suspension	 O	G63386	 O
		Exc. Cutaway Chassis	 O	81394	 O
		Exc. Cutaway Chassis RWD, 4WD Quad Suspension Rearward of Front Axle	 O	34058 ⁸	 O

6 It is recommended that when replacing shocks on vehicles with "quad shocks" all 4 shocks should be replaced by series. 7 Pair Packs, Air hose kit included.
 8 Pair Packs. 48 Installation Hardware Included.
 55 Non Gas Charged Shock

APPLICATION GUIDE

Year	Fitment Notes								
		Fleetline/ Gas SLX	Classic/ Ultra/ ProGuard/ Guardian	Max Control/ LTV Severe Duty/ Load Carrier	Steering Dampers/ Steering Stabilizer/ Cab Shock	Fleetline/ Gas SLX	Classic/ Ultra/ ProGuard/ Guardian	Max Control/ LTV Severe Duty/ Load Carrier/ HiJackers	Steering Dampers/ Steering Stabilizer/ Cab Shock

FORD

FORD

VAN 1 TON, ECONOLINE / CLUB WAGON / SUPERDUTY (cont)

75-76	Exc. Cutaway Chassis RWD, 4WD Quad Suspension Rearward of Front Axle, Non Quad Suspension	I O	61521 ⁶ 81394					
69-74	All	O O	82012	O O	61519 81484 G63377	43058 ⁸ 49127 ⁷

FREIGHTLINER

FREIGHTLINER

B2

05-23	Models with 12000 lb. Taperleaf Front Suspension & O.E.M. Number :	O O	85918					
	Models with FAS II (40,000 lb.) Rear Air Suspension & O.E.M. Number :	O O	O O	85724
05-22	Models with 15,000 lb. Rear Suspension & O.E.M. Number :	O O	O O	83120

FC70

99-04	Models with 6000 to 9000 lb Front axle & O.E.M. Number : 654654 , 6803230200	O O	85043				
-------	--	--------	-------	------	------	------	--	--	--	--

FL50

96-05	Day Cab Suspensions with O.E.M. Number : 18-30378-000 , 18-32999-001 , 18-60295-000 , 1830378000 , 1832999001 , 1860295000	O O	83006					
95-05	Models with 10,000 to 18,000 lb Suspension & O.E.M. Number : 10-13759-000 , 1013759000 , 471700003009 , 6803230300 , GBL665538	O O	85006	O O
	Models with 15,000 lb Rear Suspension & O.E.M. Number : 6803260000, GBL654725	O O	O O	83120
	Models with 6000 to 9000 lb Front axle & O.E.M. Number : 654654 , 6803230200	O O	85043	O O
	Models with Airliner 18,000 lb Rear Air Suspension & O.E.M. Number : 16-13957-000 , 16-15817-000 , 1613957000 , 1615817000 , 680339 , 680611	O O	O O	85724

FL60

96-05	Day Cab Suspensions with O.E.M. Number : 18-30378-000 , 18-32999-001 , 18-60295-000 , 1830378000 , 1832999001 , 1860295000	O O	83006					
91-05	Models with 10,000 to 18,000 lb Suspension & O.E.M. Number : 10-13759-000 , 1013759000 , 471700003009 , 6803230300 , GBL665538	O O	85006	O O
	Models with 15,000 lb Rear Suspension & O.E.M. Number : 6803260000, GBL654725	O O	O O	83120
	Models with 6000 to 9000 lb Front axle & O.E.M. Number : 654654 , 6803230200	O O	85043	O O
	Models with Airliner 18,000 lb Rear Air Suspension & O.E.M. Number : 16-13957-000 , 16-15817-000 , 1613957000 , 1615817000 , 680339 , 680611	O O	O O	85724
	Trucks with Link Cabmate Models FRT153BC-A , FRT106BC or FRT106HD-A & O.E.M. Number : 1201-0054 , 12010054 , 1202-0054 , 12020054	O O	83021	O O

M2

05-21	Models with Airliner 18,000 lb Rear Air Suspension & O.E.M. Number : 16-15817-000 , 16-18708-000 , 1615817000 , 1618708000 , 471700002809 , 481700006848 , 680611 , SDA471700002809	O O					
	Models with Freightliner TuffTrac Rear Air Suspension & O.E.M. Number : 16-15770-000 , 1615770000 , 481700125969	O O	O O	85956
	Models with Hendrickson HMX 400/460 Haulmax with 16.5" Saddle & O.E.M. Number : 60680-004 , 60680-004L , 60680004 , H60680004 , 60680004L , 64178-001 , 64178001	O O	O O	83143

6 It is recommended that when replacing shocks on vehicles with "quad shocks" all 4 7 Pair Packs, Air hose kit included. shocks should be matched by series.

APPLICATION GUIDE

Year	Fitment Notes								
		Fleetline\ Gas SLX	Classic\ Ultra\ ProGuard\ Guardian	Max Control\ LTV Severe Duty\ Load Carrier	Steering Dampers\ Steering Stabilizer\ Cab Shock	Fleetline\ Gas SLX	Classic\ Ultra\ ProGuard\ Guardian	Max Control\ LTV Severe Duty\ Load Carrier\ HiJackers	Steering Dampers\ Steering Stabilizer\ Cab Shock

FREIGHTLINER

FREIGHTLINER

M2 (cont)

05-21	Models with Hendrickson HMX 400/460 Haulmax with 17.5" & 18.5" Saddle & O.E.M. Number : 60680-005 , 60680-005L , 60680005 , 60680005L , HDR60680-005 , HDR60680005								
	Models with Rear 10000 lb - 15000 lb Low Profile AirLiner & O.E.M. Number : 1616577000 , 16-16577-000 , 1618711000 , 16-18711-000 , 471700002996	O					O	85335	
	Models with Rear 52" Spring ,10000 lb - 15000 lb & O.E.M. Number : 16-16486-000 , 16-18710-000 , 1616486000 , 1618710000 , 471700002995	O					O	83134	
	Models with Rear 52" Spring ,18000 lb - 23000 lb & O.E.M. Number : 16-16442-000 , 16-18709-000 , 1616442000 , 1618709000 , 471700002994	O					O	83134	
	Models with Rear 60" Spring ,18000 lb - 23000 lb & O.E.M. Number : 16-15765-000 , 16-18707-000 , 1615765000 , 1618707000 , 471700002993	O					O	85921	
05-15	Models with Freightliner Low Profile Rear Air Suspension & O.E.M. Number : 1614259000 , 16-14259-000 , 1618706000 , 16-18706-000 , 471700002992 , 680511	O					O	85331	

M2 100

02-10	Models with Airliner 18,000 lb Rear Air Suspension & O.E.M. Number : 16-15817-000 , 16-18708-000 , 1615817000 , 1618708000 , 471700002809 , 481700006848 , 680611 , SDA471700002809	O					O	85724	
	Models with Freightliner Low Profile Rear Air Suspension & O.E.M. Number : 1614259000 , 16-14259-000 , 1618706000 , 16-18706-000 , 471700002992 , 680511	O					O	85331	
	Models with Freightliner TufTrac Rear Air Suspension & O.E.M. Number : 16-15770-000 , 1615770000 , 481700125969	O					O	85956	
	Models with Hendrickson HMX 400/460 Haulmax with 16.5" Saddle & O.E.M. Number : 60680-004 , 60680-004L , 60680004 , H60680004 , 60680004L , 64178-001 , 64178001	O					O	83143	
	Models with Hendrickson HMX 400/460 Haulmax with 17.5" & 18.5" Saddle & O.E.M. Number : 60680-005 , 60680-005L , 60680005 , 60680005L , HDR60680-005 , HDR60680005	O					O	83142	
	Models with Rear 10000 lb - 15000 lb Low Profile AirLiner & O.E.M. Number : 1616577000 , 16-16577-000 , 1618711000 , 16-18711-000 , 471700002996	O					O	85335	
	Models with Rear 52" Spring ,10000 lb - 15000 lb & O.E.M. Number : 16-16486-000 , 16-18710-000 , 1616486000 , 1618710000 , 471700002995	O					O	83134	
	Models with Rear 52" Spring ,18000 lb - 23000 lb & O.E.M. Number : 16-16442-000 , 16-18709-000 , 1616442000 , 1618709000 , 471700002994	O					O	83134	
	Models with Rear 60" Spring ,18000 lb - 23000 lb & O.E.M. Number : 16-15765-000 , 16-18707-000 , 1615765000 , 1618707000 , 471700002993	O					O	85921	

M2 106

09-23	Models with 8000 to 16000 lb Front Axle and Taperleaf Spring & O.E.M. Number : 10-13760-000 , 1013760000 , 471700002991 , SDA471700002991	O	85959						
02-23	Models with Airliner 18,000 lb Rear Air Suspension & O.E.M. Number : 16-15817-000 , 16-18708-000 , 1615817000 , 1618708000 , 471700002809 , 481700006848 , 680611 , SDA471700002809	O					O	85724	
	Models with Freightliner TufTrac Rear Air Suspension & O.E.M. Number : 16-15770-000 , 1615770000 , 481700125969	O					O	85956	
	Models with Hendrickson HMX 400/460 Haulmax with 16.5" Saddle & O.E.M. Number : 60680-004 , 60680-004L , 60680004 , H60680004 , 60680004L , 64178-001 , 64178001	O					O	83143	
	Models with Hendrickson HMX 400/460 Haulmax with 17.5" & 18.5" Saddle & O.E.M. Number : 60680-005 , 60680-005L , 60680005 , 60680005L , HDR60680-005 , HDR60680005	O					O	83142	
	Models with Rear 10000 lb - 15000 lb Low Profile AirLiner & O.E.M. Number : 1616577000 , 16-16577-000 , 1618711000 , 16-18711-000 , 471700002996	O					O	85335	

APPLICATION GUIDE

Year	Fitment Notes								
			Fleetline/ Gas SLX	Classic/ Ultra/ ProGuard/ Guardian	Max Control/ LTV Severe Duty/ Load Carrier		Fleetline/ Gas SLX	Classic/ Ultra/ ProGuard/ Guardian	Max Control/ LTV Severe Duty/ Load Carrier/ HiJackers

FREIGHTLINER

FREIGHTLINER

M2 106 (cont)

02-23	Models with Rear 52" Spring ,10000 lb - 15000 lb & O.E.M. Number : 16-16486-000 , 16-18710-000 , 1616486000 , 1618710000 , 471700002995		83134
	Models with Rear 52" Spring ,18000 lb - 23000 lb & O.E.M. Number : 16-16442-000 , 16-18709-000 , 1616442000 , 1618709000 , 471700002994		83134
	Models with Rear 60" Spring ,18000 lb - 23000 lb & O.E.M. Number : 16-15765-000 , 16-18707-000 , 1615765000 , 1618707000 , 471700002993		85921
	Models with Reyco 79KB Spring Suspension & O.E.M. Number : 16725-01 , 1672501 , 19495-01 , 1949501	O	83126
02-22	Day Cab Models with Spring Suspensions & O.E.M. Number : 18-47350-000 , 18-60766-000 , 1847350000 , 1860766000 , 814903003482	O	83040
02-15	Models with Freightliner Low Profile Rear Air Suspension & O.E.M. Number : 1614259000 , 16-14259-000 , 1618706000 , 16-18706-000 , 471700002992 , 680511	O	85331
02-08	Models with 10000 to 12000 lb. Taper-leaf Spring Suspension & O.E.M. Number : 10-12390-000 , 1012390000	O	85920
	Models with 6000 to 9000 lb Front axle & O.E.M. Number : 10-12388-000 , 1012388000	O	85920

MT45

98-22	Step Van Models with O.E.M. Number : 16-19138-000 , 16-20628-000 , 16-22004-000 , 1619138000 , 471700003011 , 471700011302	O	85058
99-20	MT45 Step Van - w/35" Front Spring & O.E.M. Number : 16-15473-000 , 16-15474-000 , 1615473000 , 1615474000	O	83157
	MT45 Step Van - w/38" Front Spring & O.E.M. Number : 16-15475-000 , 1615475000	O	83164
98-20	Models with O.E.M. Number : 16-15394-000 , 1615394000	O	83120

MT55

99-22	Models with Freightliner Low Profile Rear Air Suspension & O.E.M. Number : 16-18706-000 , 1618706000	O	85331
	Models with O.E.M. Number : 16-17759-000 , 16-20632-000 , 1617759000 , 1620632000 , 471700000447	O	85919
99-20	MT55 Step Van - w/35" Front Spring & O.E.M. Number : 16-15473-000 , 16-15474-000 , 1615473000 , 1615474000	O	83157
	MT55 Step Van - w/38" Front Spring & O.E.M. Number : 16-15475-000 , 1615475000	O	83164
99-11	Models with O.E.M. Number : 16-15705-000 , 16-15934-000 , 16-16262-000 , 1615705000 , 1615934000 , 1616262000	O	83120

SPRINTER 2500

07-18	All		G57802⁴⁰
02-06	All		G56778

SPRINTER 3500

19-20	All	
11-18	All		G57802⁴⁰
07-10	All		G57802⁴⁰

GMC

GMC

C3500HD

01-02	Solid Front Axle	
91-00	Solid Front Axle	

40 Complete Assembled Unit.

55 Non Gas Charged Shock

APPLICATION GUIDE

Year	Fitment Notes								
		Fleetline\ Gas SLX	Classic\ Ultra\ ProGuard\ Guardian	Max Control\ LTV Severe Duty\ Load Carrier	Steering Dampers\ Steering Stabilizer\ Cab Shock	Fleetline\ Gas SLX	Classic\ Ultra\ ProGuard\ Guardian	Max Control\ LTV Severe Duty\ Load Carrier\ HiJackers	Steering Dampers\ Steering Stabilizer\ Cab Shock

GMC

GMC

C4500 TOPKICK

03-09	C Chassis - Conventional Cab w/19000, 21000, 23000 lb Taperleaf Springs (EXC Low Profile Vehicle) & O.E.M. Number : 22064233							83136			
	C Chassis - Conventional Cab With 15000, 19000, 21000 lb Multileaf Springs & O.E.M. Number : 15174902 , 22064232 , 88982686							85071			
	C Chassis - Conventional Cab with O.E.M. Number : 15123676 , 15588554 , 15887728 , 19152843 , 22064230 , 88982682		83136								
	Models with Link Cabmate Model GMT560 & O.E.M. Number : 1201-1043 , 12011043 , 1202-1043 , 12021043		83025								
	Truck Cabs with Link Cabmate Model GMC104TK & O.E.M. Number : 1201-0054 , 12010054 , 1202-0054 , 12020054		83021								

C5500 TOPKICK

03-09	C Chassis - Conventional Cab w/19000, 21000, 23000 lb Taperleaf Springs (EXC Low Profile Vehicle) & O.E.M. Number : 22064233							83136			
	C Chassis - Conventional Cab With 15000, 19000, 21000 lb Multileaf Springs & O.E.M. Number : 15174902 , 22064232 , 88982686							85071			
	C Chassis - Conventional Cab with O.E.M. Number : 15123676 , 15588554 , 15887728 , 19152843 , 22064230 , 88982682		83136								
	Models with Link Cabmate Model GMT560 & O.E.M. Number : 1201-1043 , 12011043 , 1202-1043 , 12021043		83025								
	Truck Cabs with Link Cabmate Model GMC104TK & O.E.M. Number : 1201-0054 , 12010054 , 1202-0054 , 12020054		83021								

C6000 TOPKICK

90-96	Truck Cabs with Link Cabmate Model GMC104TK & O.E.M. Number : 1201-0054 , 12010054 , 1202-0054 , 12020054										
-------	---	--	--	--	--	--	--	--	--	--	--

C6500 TOPKICK

03-09	Truck Cabs with Link Cabmate Model GMC104TK & O.E.M. Number : 1201-0054 , 12010054 , 1202-0054 , 12020054										
97-01	Truck Cabs with Link Cabmate Model GMC104TK & O.E.M. Number : 1201-0054 , 12010054 , 1202-0054 , 12020054										

C7000 TOPKICK

96	Truck Cabs with Link Cabmate Model GMC104TK & O.E.M. Number : 1201-0054 , 12010054 , 1202-0054 , 12020054										
93	Truck Cabs with Link Cabmate Model GMC104TK & O.E.M. Number : 1201-0054 , 12010054 , 1202-0054 , 12020054										

C7500 TOPKICK

02-09	Truck Cabs with Link Cabmate Model GMC104TK & O.E.M. Number : 1201-0054 , 12010054 , 1202-0054 , 12020054										
-------	---	--	--	--	--	--	--	--	--	--	--

PICKUP 3/4 TON, C25 / C2500

88-00	All			61544 81668 G63489	34073 ⁸ 58489 ⁵⁵ 77489				61543 81667 G63488	43163 ⁸ 49218 ⁷ 58488 ⁵⁵ 77488	
85-86	Crew Cab Pickup			81039					G63366 81164		
83-86	All			81039					81164		
	Single System Steering Stabilizer			81039		6802SE ⁸⁴			81164		
	Cab & Chassis			81039					61524 G63349 81164	43111 ⁸ 49155 ⁷	
	Exc. Extended Cab			61525 G63355 81039	34036 ⁸				81164		
	Standard Cab Pickup			81039					61524 G63349 81164	43111 ⁸ 49155 ⁷	

7 Pair Packs, Air hose kit included.
55 Non Gas Charged Shock

8 Pair Packs.
84 Replacement damper for vehicles with the Gabriel Aftermarket mounting kit.

APPLICATION GUIDE

Year	Fitment Notes								
		Fleetline/ Gas SLX	Classic/ Ultra/ ProGuard/ Guardian	Max Control/ LTV Severe Duty/ Load Carrier	Steering Dampers/ Steering Stabilizer/ Cab Shock	Fleetline/ Gas SLX	Classic/ Ultra/ ProGuard/ Guardian	Max Control/ LTV Severe Duty/ Load Carrier/ HiJackers	Steering Dampers/ Steering Stabilizer/ Cab Shock

GMC

GMC

PICKUP 3/4 TON, C25 / C2500 (cont)

83	Crew Cab Pickup	O		81039			O		G63366 81164		
79-82	Cab & Chassis	O					O		61524 81164 G63349	43111 ⁸ 49155 ⁷	
	Exc. Extended Cab	O		61525 81039 G63355	34036 ⁸		O				
	Standard Cab Pickup	O					O		61524 81164 G63349	43111 ⁸ 49155 ⁷	
75-82	Single System Steering Stabilizer	O				6802SE ⁸⁴	O				
	Crew Cab Pickup	O					O		G63366		
75-78	Cab & Chassis	O					O		81164	49155 ⁷	
	Exc. Extended Cab	O		61525 81039 G63355	34036 ⁸		O		61524 G63349	43111 ⁸	
	Standard Cab Pickup	O					O		81164	49155 ⁷	
73-74	All	O		61525 81039 G63355	34036 ⁸		O			43111 ⁸ 49155 ⁷	
	Single System Steering Stabilizer	O		61525 81039 G63355	34036 ⁸	6802SE ⁸⁴	O			43111 ⁸ 49155 ⁷	
	Crew Cab Pickup	O		61525 81039 G63355	34036 ⁸		O		G63366	43111 ⁸ 49155 ⁷	
	Exc. Crew Cab & Bonus Cab	O		61525 81039 G63355	34036 ⁸		O		61524 G63349	43111 ⁸ 49155 ⁷	
67-72	Leaf(RearSpringType)	O		61525 81039 G63355	34036 ⁸		O		G63306	49162 ⁷	
72	All	O		61525 81039 G63355	34036 ⁸		O				
	Coil(RearSpringType)	O		61525 81039 G63355	34036 ⁸		O		82003	49107 ⁷	
	Single System Steering Stabilizer	O		61525 81039 G63355	34036 ⁸	6802SE ⁸⁴	O				
71	All	O		61525 81039 G63355	34036 ⁸		O		G63306		
	Coil(RearSpringType)	O		61525 81039 G63355	34036 ⁸		O		82003 G63306	49107 ⁷	
	Single System Steering Stabilizer	O		61525 81039 G63355	34036 ⁸	6802SE ⁸⁴	O		G63306		
67-70	All	O		61525 81039 G63355	34036 ⁸		O				
	Coil(RearSpringType)	O		61525 81039 G63355	34036 ⁸		O		82003	49107 ⁷	
	Single System Steering Stabilizer	O		61525 81039 G63355	34036 ⁸	6802SE ⁸⁴	O				

PICKUP 3/4 TON, K25 / K2500

99-00	4WD, 9200# GVW w/ OE Unit - 15059138 15155638	O		61542 81726 G63609	58609 ⁵⁵ 77609	6853SE ⁸²	O		61543 81667 G63488	43163 ⁸ 49218 ⁷ 58488 ⁵⁵ 77488	
-------	---	---	--	--------------------------	------------------------------	----------------------	---	--	--------------------------	--	--

7 Pair Packs, Air hose kit included.

55 Non Gas Charged Shock

84 Replacement damper for vehicles with the Gabriel Aftermarket mounting kit.

8 Pair Packs.

82 Use kit if listed, See Ref. C for optional Steering Stabilizer Boots.

APPLICATION GUIDE

Year	Fitment Notes								
			Fleetline\ Gas SLX	Classic\ Ultra\ ProGuard\ Guardian	Max Control\ LTV Severe Duty\ Load Carrier	Steering Dampers\ Steering Stabilizer\ Cab Shock		Fleetline\ Gas SLX	Classic\ Ultra\ ProGuard\ Guardian

GMC

GMC

PICKUP 3/4 TON, K25 / K2500 (cont)

88-00	All	O	O	O	O	61542 81726 G63609	58609 ⁵⁵ 77609		O	O	O	O	61543 81667 G63488	43163 ⁸ 49218 ⁷ 58488 ⁵⁵ 77488	
81-86	Quad Suspension Long Shock; Exc. Lift Kit	O	O	O	O	61522 ⁶ 81496 ⁶		14017							
73-86	All	O	O	O	O			14017							
	Dual System Steering Stabilizer	O	O	O	O			6802SE ⁸⁴ 14017							
	Exc. Lift Kit	O	O	O	O			14017		O	O	O	61524 81164 G63349	43111 ⁸	
	Exc. Quad Suspension and Lift Kit	O	O	O	O	61516 81113 ⁶ G63347		14017		O	O	O		49155 ⁷	
	Single System Steering Stabilizer	O	O	O	O			6804SE ⁸⁰ 14017							
69-72	Exc. Quad Suspension and Lift Kit	O	O	O	O	61516 81113 ⁶ G63347									
67-72	Dual System Steering Stabilizer	O	O	O	O			6802SE ⁸⁴							
	Single System Steering Stabilizer	O	O	O	O			6803SE ⁸⁴							

PICKUP 3/4 TON, R2500

87-89	Single System Steering Stabilizer	O	O	O	O			6802SE ⁸⁴	O	O	O	O			
	Crew Cab Pickup									O	O	O	G63366		
	Exc. Crew Cab & Bonus Cab	O	O	O	O	61525 81039 G63355	34036 ⁸			O	O	O	61524 81164 G63349	43111 ⁸ 49155 ⁷	

PICKUP 3/4 TON, V2500

87	All	O	O	O	O			14017	O	O	O	O			
	AN49	O	O	O	O			6802SE ⁸⁴ 14017							
	Exc. Lift Kit	O	O	O	O	G63347		14017		O	O	O	61524 81164 G63349	43111 ⁸ 49155 ⁷	
	Quad Suspension Long Shock; Exc. Lift Kit	O	O	O	O	61522 ⁶ 81496 ⁶		14017							
	Quad Suspension Short Shock; Exc. Lift Kit	O	O	O	O	61516 81113 ⁶		14017							
	Single System Steering Stabilizer	O	O	O	O			6804SE ⁸⁰ 14017							

PICKUP 1 TON, C35/3500

98-00	HD Solid Front Axle	I	I	I	I			34073 ⁸	I	I	I	I	61543	43163 ⁸ 77488	
92-00	Cab & Chassis Exc. HD Straight Front Axle Air hose kit included	I	I	I	I			34073 ⁸						49218 ⁷ 77488	
	Crew Cab Pickup Exc. HD Straight Front Axle	I	I	I	I	61544 G63489	58489 ⁵⁵ 77489 34073 ⁸			I	I	I	G63488	77488	
91-00	All	I	I	I	I			34073 ⁸		I	I	I		77488	
	Exc. HD Straight Front Axle	I	I	I	I	81668		34073 ⁸		I	I	I		77488	
	Extended Cab Pickup Exc. HD Straight Front Axle	I	I	I	I	61544 G63489	58489 ⁵⁵ 77489 34073 ⁸			I	I	I	81667 G63488	77488	

6 It is recommended that when replacing shocks on vehicles with "quad shocks" all 4 shocks should be matched by series.

8 Pair Packs.

80 Mounting bracket not required, install on O.E. Shock Mounts. See Ref. C for optional Steering Stabilizer Boots.

7 Pair Packs, Air hose kit included.

55 Non Gas Charged Shock

84 Replacement damper for vehicles with the Gabriel Aftermarket mounting kit.

APPLICATION GUIDE

Year	Fitment Notes								
		Fleetline/ Gas SLX	Classic/ Ultra/ ProGuard/ Guardian	Max Control/ LTV Severe Duty/ Load Carrier	Steering Dampers/ Steering Stabilizer/ Cab Shock	Fleetline/ Gas SLX	Classic/ Ultra/ ProGuard/ Guardian	Max Control/ LTV Severe Duty/ Load Carrier/ HiJackers	Steering Dampers/ Steering Stabilizer/ Cab Shock

GMC

GMC





PICKUP 1 TON, C35/3500 (cont)

91-00	Standard Cab Pickup Exc. HD Straight Front Axle		61544 G63489	58489 ⁵⁵ 77489 34073 ⁸	81667 G63488	77488
98-99	Cab & Chassis HD Solid Front Axle		34073 ⁸	58488 ⁵⁵ 77488
91-97	HD Solid Front Axle		34073 ⁸	61543	43163 ⁸ 58488 ⁵⁵ 77488
91	Exc. HD Straight Front Axle Air hose kit included		34073 ⁸	49218 ⁷ 77488
	Cab & Chassis		81039	34073 ⁸	77488
	Cab & Chassis Exc. HD Solid Front Axle		34073 ⁸	G63366	77488
	Cab & Chassis HD Solid Front Axle		61525	34036 ⁸ 34073 ⁸	77488
89-90	Extended Cab Pickup Exc. HD Straight Front Axle		61544 G63489	58489 ⁵⁵ 77489 34073 ⁸	81667 G63488	43163 ⁸ 77488
88-90	All		34073 ⁸
	Exc. HD Straight Front Axle		81668	34073 ⁸	61543
	Exc. HD Straight Front Axle Air hose kit included		34073 ⁸	49218 ⁷
	HD Solid Front Axle		34073 ⁸	58488 ⁵⁵
	Cab & Chassis		81039	34073 ⁸
	Cab & Chassis Exc. HD Solid Front Axle		G63355	34073 ⁸	G63366
	Cab & Chassis HD Solid Front Axle		61525	34036 ⁸ 34073 ⁸
	Standard Cab Pickup Exc. HD Straight Front Axle		61544 G63489	58489 ⁵⁵ 77489 34073 ⁸	81667 G63488	43163 ⁸ 77488
88	Extended Cab Pickup Exc. HD Straight Front Axle		61544 G63489	58489 ⁵⁵ 77489 34073 ⁸	G63488	43163 ⁸ 77488
80-86	All		81039
	Crew Cab Pickup Replacement damper for vehicles w/ Gabriel Aftermarket mounting kit		81039	6802SE ⁸⁴	
79	Crew Cab Pickup Replacement damper for vehicles w/ Gabriel Aftermarket mounting kit		6802SE ⁸⁴	
75-78	Crew Cab Pickup Replacement damper for vehicles w/ Gabriel Aftermarket mounting kit		61525 81039 G63355	34036 ⁸	6802SE ⁸⁴		G63366
73-78	All		61525 81039 G63355	34036 ⁸	G63366
73-74	Replacement damper for vehicles w/ Gabriel Aftermarket mounting kit		61525 81039 G63355	34036 ⁸	6802SE ⁸⁴		G63366
67-72	All		61525 81039 G63355	34036 ⁸
	Exc. 11,000# Rear Axle		61525 81039 G63355	34036 ⁸	G63306
	Exc. 11,000# Rear Axle Air hose kit included		61525 81039 G63355	34036 ⁸	49162 ⁷
72	Replacement damper for vehicles w/ Gabriel Aftermarket mounting kit		61525 81039 G63355	34036 ⁸	6802SE ⁸⁴	

7 Pair Packs, Air hose kit included.

8 Pair Packs.







APPLICATION GUIDE

Year	Fitment Notes								
		 Fleetline\ Gas SLX	Classic\ Ultra\ ProGuard\ Guardian	Max Control\ LTV Severe Duty\ Load Carrier	Steering Dampers\ Steering Stabilizer\ Cab Shock	 Fleetline\ Gas SLX	Classic\ Ultra\ ProGuard\ Guardian	Max Control\ LTV Severe Duty\ Load Carrier\ HiJackers	Steering Dampers\ Steering Stabilizer\ Cab Shock



GMC

GMC





PICKUP 1 TON, K35 / K3500

88-00	All		61542 81726 G63609	58609 ⁵⁵ 77609		61543 81667 G63488	43163 ⁸ 49218 ⁷ 58488 ⁵⁵ 77488
77-86	All		G63411	14017		61642 81921 G63675	58412 ⁵⁵ 77412
73-74	All		14017	





PICKUP 1 TON, R3500

87-91	All		61525 81039 G63355	34036 ⁸		G63366
-------	-----	---	------	--------------------------	--------------------	------	---	------	--------	------	------







PICKUP 1 TON, V3000 / V3500

87-91	All		G63411	14017		61642 81921 G63675	58412 ⁵⁵ 77412
87-88	Quad Suspension Long Shock; Exc. Lift Kit		81496 ⁶ G63411	14017		61642 81921 G63675	58412 ⁵⁵ 77412









PICKUP 2500 SERIES

66	All		61525 81039 G63355	
61-62	All		82035	









SAVANA 4500

15-16	All		61685 G63895		61687 G63897	77638
14	All		61685 G63895		61687 G63897
10-13	All			61687 G63897

SIERRA 2500

99-04	All		58817 ⁵⁵		61642 81921 G63675	58412 ⁵⁵ 77412
	4WD		61663 81925 G63817	77817 58817 ⁵⁵		61642 81921 G63675	58412 ⁵⁵ 77412
	4WD, Up through 8600# GVW; Exc. OE Steering Stabilizer		58817 ⁵⁵	6853SE ⁸²		61642 81921 G63675	58412 ⁵⁵ 77412
	RWD, Exc. Electronic Adjustable Suspension		61641 81920 G63783	77783 58817 ⁵⁵ 77817		61642 81921 G63675	58412 ⁵⁵ 77412

SIERRA 2500 HD

11-22	All		G64148		G64121	43181 ⁸ 77976
01-10	All		61663 G63817	58817 ⁵⁵ 77817		61642 81921 G63675	58412 ⁵⁵ 77412
01-09	4WD, 9200# GVW w/ OE Unit - 15059138 15155638		61663 G63817	58817 ⁵⁵ 77817	6853SE ⁸²		61642 81921 G63675	58412 ⁵⁵ 77412
01-04	RWD		61641 81920 G63783 61663 G63817	77783 58817 ⁵⁵ 77817		61642 81921 G63675	58412 ⁵⁵ 77412





6 It is recommended that when replacing shocks on vehicles with "quad shocks" all 4 shocks should be matched by series. 7 Pair Packs, Air hose kit included.

8 Pair Packs.

55 Non Gas Charged Shock

82 Use kit if listed, See Ref. C for optional Steering Stabilizer Boots.

APPLICATION GUIDE

Year	Fitment Notes								
		 Fleetline/ Gas SLX	Classic/ Ultra/ ProGuard/ Guardian	Max Control/ LTV Severe Duty/ Load Carrier	Steering Dampers/ Steering Stabilizer/ Cab Shock	 Fleetline/ Gas SLX	Classic/ Ultra/ ProGuard/ Guardian	Max Control/ LTV Severe Duty/ Load Carrier/ HiJackers	Steering Dampers/ Steering Stabilizer/ Cab Shock



GMC

GMC



SIERRA 2500 HD CLASSIC

07	All		58412 ⁵⁵
	4WD		77412 58412 ⁵⁵







SIERRA 3500

01-06	All	 	61663 G63817	58817 ⁵⁵ 77817	61642 81921 G63675	58412 ⁵⁵ 77412
-------	-----	--	------	-----------------	------------------------------	------	------	--------------------------	------------------------------	------





















SIERRA 3500 CLASSIC

07	All	 	61663	58817 ⁵⁵	61642	58412 ⁵⁵ 77412
----	-----	--	------	-------	---------------------	------	------	-------	------------------------------	------















SIERRA 3500 HD

11-22	All	 	G64148	G64121	43181 ⁸ 77976
07-10	All	 	61642 81921 G63675	58412 ⁵⁵ 77412
	Torsion Bar(FrontSpringType)	 	61663 G63817	58817 ⁵⁵ 77817	61642 81921 G63675	58412 ⁵⁵ 77412

T6500

04-09	FL1 Tilt Cab with 8100 lb Axle & O.E.M. Number : 22064804 , 22064805 , 22165187 , 22165188	 	83136
	FL2 Tilt Cab with 5000 to 11000 lb Axle & O.E.M. Number : 22064807 , 22166442	 	83136
	FL3 Tilt Cab with 14575 lb Axle & O.E.M. Number : 22064806 , 22165189	 	83136
04-06	Tilt Cab w/15000, 19000, 21000 lb Multileaf Springs & O.E.M. Number : 15174902 , 22064232	 	85071
97-02	FL1 Tilt Cab with 8100 lb Axle & O.E.M. Number : 22064804 , 22064805 , 22165187 , 22165188	 	83136
	FL2 Tilt Cab with 5000 to 11000 lb Axle & O.E.M. Number : 22064807 , 22166442	 	83136
	FL3 Tilt Cab with 14575 lb Axle & O.E.M. Number : 22064806 , 22165189	 	83136
	Tilt Cab w/15000, 19000, 21000 lb Multileaf Springs & O.E.M. Number : 15174902 , 22064232	 	85071
97-99	Tilt Cab w/19000, 21000, 23000 lb Taperleaf Springs (EXC Low Profile Veh.) & O.E.M. Number : 22064233	 	83136
99	Models with Hendrickson Air Suspension (Stamping number 47902-13) & O.E.M. Number : 12474915, 15963161	 	83122

VAN 3/4 TON, G / SAVANA

17-22	All	 	61685 G63895	61687 G63897	43180 ⁸ 77638
03-16	All	 	61687 G63897	43180 ⁸ 77638
	Coil(FrontSpringType)	 	61685 G63895	61687 G63897	43180 ⁸ 77638
03-12	Torsion Bar (FrontSpringType)	 	61683 G63893	61687 G63897	43180 ⁸ 77638
96-02	Exc. 8600# GVW	 	61555 81713 ⁵ G63375 ⁵	34073 ⁸ 77375	61565 G63638	43180 ⁸ 49231 ⁷ 58638 ⁵⁵ 77638
78-95	Exc. 8600# GVW	 	61517 G63357	58357 ⁵⁵	61522 81496 G63413	49212 ⁷
	Single System Steering Stabilizer	 	6802SE ⁸⁴

5 Use kit No. 140719 to replace O.E. hardware for lower shock absorber mounting when studs break or self-tapping screws are not longer useable.

7 Pair Packs, Air hose kit included.

8 Pair Packs.

55 Non Gas Charged Shock

APPLICATION GUIDE

Year	Fitment Notes								
			Fleetline\ Gas SLX	Classic\ Ultra\ ProGuard\ Guardian	Max Control\ LTV Severe Duty\ Load Carrier	Steering Dampers\ LTV Steering Stabilizer\ Cab Shock		Fleetline\ Gas SLX	Classic\ Ultra\ ProGuard\ Guardian

GMC

GMC

VAN 3/4 TON, G / SAVANA (cont)

71-77	All		O	61517 G63357	58357 ⁵⁵		O	G63306	49162 ⁷
	Single System Steering Stabilizer		O	61517 G63357	58357 ⁵⁵	6802SE ⁸⁴		O	G63306	49162 ⁷
67-70	All		O		O	G63306	49162 ⁷
70	Independent Front Suspension		O	61517 G63357	58357 ⁵⁵		O	G63306	49162 ⁷
	Single System Steering Stabilizer		O	6802SE ⁸⁴		O	G63306	49162 ⁷

VAN 3/4 TON, P SERIES

79-89	All		O	61525 81039 G63355	34036 ⁸		O	G63366
73-78	All		O	61525 81039 G63355	34036 ⁸		O	61524 81164 G63349	43111 ⁸ 49155 ⁷
68-72	All		O	61525 81039 G63355	34036 ⁸		O	G63306	49162 ⁷
67	All		O	82047		O

VAN 1 TON, G / SAVANA

17-22	All		O	61685 G63895		O	61687 G63897	43180 ⁸ 77638
13-16	All		O		O	61687 G63897	43180 ⁸ 77638
	Coil(FrontSpringType)		O	61685 G63895		O	61687 G63897	43180 ⁸ 77638
04-12	All		O		O	43180 ⁸ 77638
	Single Rear Wheels		O		O	61687 G63897	43180 ⁸ 77638
	Torsion Bar (FrontSpringType)		O	G63893		O	43180 ⁸ 77638
	Coil(FrontSpringType)		O	61685 G63895		O	43180 ⁸ 77638
03	All		O		O	43180 ⁸
	Single Rear Wheels		O		O	61687 G63897	43180 ⁸
	Torsion Bar (FrontSpringType)		O	G63893		O	43180 ⁸
	Coil(FrontSpringType)		O	61685 G63895		O	43180 ⁸ 77638
97-02	All		O	61555 81713 ⁵ G63375 ⁵	77375		O	43180 ⁸ 49231 ⁷
	Exc. 8600# GVW		O	61555 81713 ⁵ G63375 ⁵	34073 ⁸ 77375		O	61565 G63638	58638 ⁵⁵ 77638 43180 ⁸ 49231 ⁷
96	All		O	61555 81713 ⁵ G63375 ⁵	58357 ⁵⁵ 77375		O	43180 ⁸ 49231 ⁷
	7100, 7400 and 8600# GVW		O	61555 81713 ⁵ G63375 ⁵	58357 ⁵⁵ 77375		O	77638 43180 ⁸ 49231 ⁷
	Exc. 8600# GVW		O	61555 81713 ⁵ G63375 ⁵	34073 ⁸ 58357 ⁵⁵ 77375		O	61565 G63638	58638 ⁵⁵ 77638 43180 ⁸ 49231 ⁷
	Cutaway Van		O	61555 81713 ⁵ G63375 ⁵	58357 ⁵⁵ 77375		O	G63671	43180 ⁸ 49231 ⁷

5 Use kit No. 140719 to replace O.E. hardware for lower shock absorber mounting when studs break or self-tapping screws are not longer useable.





8 Pair Packs.

84 Replacement damper for vehicles with the Gabriel Aftermarket mounting kit.

7 Pair Packs, Air hose kit included.

55 Non Gas Charged Shock

APPLICATION GUIDE

Year	Fitment Notes								
		 Fleetline/ Gas SLX	Classic/ Ultra/ ProGuard/ Guardian	Max Control/ LTV Severe Duty/ Load Carrier	Steering Dampers/ Steering Stabilizer/ Cab Shock	 Fleetline/ Gas SLX	Classic/ Ultra/ ProGuard/ Guardian	Max Control/ LTV Severe Duty/ Load Carrier/ HiJackers	Steering Dampers/ Steering Stabilizer/ Cab Shock

GMC

GMC

VAN 1 TON, G / SAVANA (cont)

96	Cutaway Van 9200# GVW		61555 81713 ⁵ G63375 ⁵	58357 ⁵⁵ 77375	G63403	43180 ⁸ 49231 ⁷
	Extended Cargo Van		61555 81713 ⁵ G63375 ⁵	58357 ⁵⁵ 77375	61522 ⁶ 81496 ⁶ G63413	43180 ⁸ 49231 ⁷
	Extended Passenger Van		61555 81713 ⁵ G63375 ⁵	58357 ⁵⁵ 77375	61522 ⁶ 81496 ⁶ G63413	43180 ⁸ 49231 ⁷
	Standard Cargo Van		61555 81713 ⁵ G63375 ⁵	58357 ⁵⁵ 77375	61522 ⁶ 81496 ⁶ G63413	43180 ⁸ 49231 ⁷
	Standard Passenger Van		61555 81713 ⁵ G63375 ⁵	58357 ⁵⁵ 77375	61522 ⁶ 81496 ⁶ G63413	43180 ⁸ 49231 ⁷
94-95	Single System Steering Stabilizer; HD w/ Straight Front Axle & Tilt Hood		61517 G63357 ⁵	58357 ⁵⁵	6804SE ⁸⁰	
93-95	Cutaway Van 9200# GVW		61517 G63357 ⁵	58357 ⁵⁵	G63403	77403
92-95	Cutaway Van		61517 G63357 ⁵	58357 ⁵⁵	G63671	58403 ⁵⁵
85-95	Extended Cargo Van		61517 G63357 ⁵	58357 ⁵⁵	61522 ⁶ 81496 ⁶ G63413	49212 ⁷
	Extended Passenger Van		61517 G63357 ⁵	58357 ⁵⁵	61522 ⁶ 81496 ⁶ G63413	49212 ⁷
79-95	Standard Cargo Van		61517 G63357 ⁵	58357 ⁵⁵	61522 ⁶ 81496 ⁶ G63413	49212 ⁷
	Standard Passenger Van		61517 G63357 ⁵	58357 ⁵⁵	61522 ⁶ 81496 ⁶ G63413	49212 ⁷
78-95	All		61517 G63357 ⁵	58357 ⁵⁵
	Single System Steering Stabilizer Replacement damper for vehicles w/ Gabriel Aftermarket mounting kit		61517 G63357 ⁵	58357 ⁵⁵	6802SE ⁸⁴	
92	Cutaway Van 9200# GVW		61517 G63357 ⁵	58357 ⁵⁵	77403
79-91	Cutaway Van		61517 G63357 ⁵	58357 ⁵⁵	58403 ⁵⁵
	Cutaway Van 9200# GVW		61517 G63357 ⁵	58357 ⁵⁵	G63403	77403
78	Cutaway Van		61517 G63357 ⁵	58357 ⁵⁵	61522 ⁶ 81496 ⁶ G63413	49212 ⁷
76-77	All		61517 G63357 ⁵	58357 ⁵⁵	G63306	49162 ⁷
	Single System Steering Stabilizer Replacement damper for vehicles w/ Gabriel Aftermarket mounting kit		61517 G63357 ⁵	58357 ⁵⁵	6802SE ⁸⁴		G63306	49162 ⁷
75	Single System Steering Stabilizer Replacement damper for vehicles w/ Gabriel Aftermarket mounting kit		6802SE ⁸⁴	
	110.0 / 279.4(WheelBase)		61517	58357 ⁵⁵	G63306	49162 ⁷
	125.0 / 317.5(WheelBase)		61517	58357 ⁵⁵	G63306	49162 ⁷
	146.0 / 370.8(WheelBase)		G63357 ⁵
71-74	All		61517 G63357 ⁵	58357 ⁵⁵	G63306
	Exc. 146" Wheelbase Air hose kit included		61517 G63357 ⁵	58357 ⁵⁵	G63306	49162 ⁷
	Single System Steering Stabilizer Replacement damper for vehicles w/ Gabriel Aftermarket mounting kit		61517 G63357 ⁵	58357 ⁵⁵	6802SE ⁸⁴		G63306

5 Use kit No. 140719 to replace O.E. hardware for lower shock absorber mounting when studs break or self-tapping screws are not longer useable.

7 Pair Packs, Air hose kit included.

55 Non Gas Charged Shock











84 Replacement damper for vehicles with the Gabriel Aftermarket mounting kit.

6 It is recommended that when replacing shocks on vehicles with "quad shocks" all 4 shocks should be matched by series.

8 Pair Packs.

80 Mounting bracket not required, install on O.E. Shock Mounts. See Ref. C for optional Steering Stabilizer Boots.

APPLICATION GUIDE

Year	Fitment Notes								
		 Fleetline\ Gas SLX	 Classic\ Ultra\ ProGuard\ Guardian	 Max Control\ LTV Severe Duty\ Load Carrier	 Steering Dampers\ Steering Stabilizer\ Cab Shock	 Fleetline\ Gas SLX	 Classic\ Ultra\ ProGuard\ Guardian	 Max Control\ LTV Severe Duty\ Load Carrier\ HiJackers	 Steering Dampers\ Steering Stabilizer\ Cab Shock

GMC

GMC

VAN 1 TON, P SERIES

86-99	Motorhome Chassis w/ I-Beam Front Suspension		G63625	G63366	77662
85-99	Motorhome Chassis w/ Independent Front Suspension		G63394	G63366	77662
75-99	All		G63366	77662
75-90	Cutaway Chassis		61525 81039 G63355	34036 ⁸	G63366	77662
85	Motorhome Chassis w/ I-Beam Front Suspension		G63403	58403 ⁵⁵ 77403	G63366	77662
75-84	Motorhome Chassis		G63394	G63366	77662
73-74	All		G63366
74	Cutaway Chassis		34036 ⁸	G63366
	Base, Cutaway Chassis		61525 81039 G63355	G63366	77662
	Motorhome		G63394	G63366	77662
73	Base, Cutaway Chassis		61525 81039 G63355	34036 ⁸	G63366	77662
68-72	All		61525 81039 G63355	34036 ⁸
	Exc. 11,000# Rear Axle		61525 81039 G63355	34036 ⁸	G63306
	Exc. 11,000# Rear Axle Air hose kit included		61525 81039 G63355	34036 ⁸	49162 ⁷
67	All		82047

W4500 FORWARD

92-10	Models with 11000 lb & 13000 lb Suspension & O.E.M. Number : 8-94454-986-0 , 8-94454-987-0 , 8-97253-620-0 , 8944549860 , 8944549870 , 8972536200 , 9-51630-647-1 , 94454987 , 9516306471 , 97083027 , 97083029 , 97253620 , 98232671		83515
-------	---	--	-------	------	------	------	--	------	------	------	------

W5500 FORWARD

88-10	Models with 11000 lb & 13000 lb Suspension & O.E.M. Number : 97253620		83515
-------	---	--	-------	------	------	------	--	------	------	------	------

W6500 FORWARD

87-96	Models with 11000 lb & 13000 lb Suspension & O.E.M. Number : 1-51630-168-1 , 1516301681		83515
-------	---	--	-------	------	------	------	--	------	------	------	------

HINO

HINO

145

05-10	Models with O.E.M. Number : 48500-3710 , 485003710A , S4850-03710 , 485003710 , 48500-3710A , S485003710		83126
-------	--	--	-------	------	------	------	--	------	------	------	------

155

16-20	Models with O.E.M. Number : 48531-37351 , 4853137351			83519
13-20	Models with O.E.M. Number : 48511-37320 , 48511-80162 , 4851137320 , 4851180162		83518

165

05-10	Models with O.E.M. Number : 48500-3710 , 485003710A , S4850-03710 , 485003710 , 48500-3710A , S485003710		83126
-------	--	--	-------	------	------	------	--	------	------	------	------

7 Pair Packs, Air hose kit included.
55 Non Gas Charged Shock

8 Pair Packs.

APPLICATION GUIDE

Year	Fitment Notes								
		Fleetline/ Gas SLX	Classic/ Ultra/ ProGuard/ Guardian	Max Control/ LTV Severe Duty/ Load Carrier	Steering Dampers/ Steering Stabilizer/ Cab Shock	Fleetline/ Gas SLX	Classic/ Ultra/ ProGuard/ Guardian	Max Control/ LTV Severe Duty/ Load Carrier/ HiJackers	Steering Dampers/ Steering Stabilizer/ Cab Shock

HINO

HINO

185

05-10	Models with O.E.M. Number : 48500-3710 , 485003710A , S4850-03710 , 485003710 , 48500-3710A , S485003710	O O	83126
	Models with O.E.M. Number : 48500-3720 , 485003720 , S4850-03720 , S485003720	O O	83140

195

12-20	Models with Hendrickson Comfort Air Suspension (23,000 lb Capacity) & O.E.M. Number : 60670-018 , 60670-018L , 60670018 , 60670018L	O O	83166
	Models with O.E.M. Number : 48511-37320 , 48511-80162 , 4851137320 , 4851180162	I O	83518
	Models with O.E.M. Number : 48531-37361 , 48531-37362 , 4853137361 , 4853137362	O O	83519

238

05-14	Models with O.E.M. Number : 48500-3720 , 485003720 , S4850-03720 , S485003720	O O	83140
-------	---	--------	-------	------	------	------	------	------	------	------

258

15-21	Models with O.E.M. Number : 48500-E0420 , 48500E0420	O O	83391
06-21	Models with Hendrickson Rear Air Suspension & O.E.M. Number : 48530-E0100 , 48530-E0290 , 48530-E0390 , 48530E0100 , 48530E0290 , 48530E0390 , 60670-014 , 60670-019 , 60670014 , 60670019	O O O	83166
06-14	Models with O.E.M. Number : 48500-3720 , 485003720 , S4850-03720 , S485003720	O O	83140

258ALP

08-14	Models with Hendrickson Rear Air Suspension & O.E.M. Number : 48530-E0100 , 48530-E0290 , 48530-E0390 , 48530E0100 , 48530E0290 , 48530E0390 , 60670-014 , 60670-019 , 60670014 , 60670019	O O O	83166
-------	--	-------------	-------	------	------	------	------	------	------	------

258LP

06-14	Models with Hendrickson Rear Air Suspension & O.E.M. Number : 48530-E0100 , 48530-E0290 , 48530-E0390 , 48530E0100 , 48530E0290 , 48530E0390 , 60670-014 , 60670-019 , 60670014 , 60670019	O O O	83166
-------	--	-------------	-------	------	------	------	------	------	------	------

268

15-22	Models with O.E.M. Number : 48500-E0420 , 48500E0420	O O	83391
05-22	Models with Hendrickson Rear Air Suspension & O.E.M. Number : 48530-E0100 , 48530-E0290 , 48530-E0390 , 48530E0100 , 48530E0290 , 48530E0390 , 60670-014 , 60670-019 , 60670014 , 60670019	O O O	83166
05-14	Models with O.E.M. Number : 48500-3720 , 485003720 , S4850-03720 , S485003720	O O	83140

268A

08-14	Models with Hendrickson Rear Air Suspension & O.E.M. Number : 48530-E0100 , 48530-E0290 , 48530-E0390 , 48530E0100 , 48530E0290 , 48530E0390 , 60670-014 , 60670-019 , 60670014 , 60670019	O O O	83166
	Models with O.E.M. Number : 48500-3720 , 485003720 , S4850-03720 , S485003720	O O	83140





FA15

92	FA, FB Models Trucks with O.E.M. Number : 34802 , 48530-1910 , 48530-2510 , S4853-01910 , S4853-02510	O O	83216
	Models with O.E.M. Number : 48500-1950 , 48500-2750 , 66639 , S4850-01950 , S4850-02750	I O	G63610

FA1415

93-97	(FA15)with O.E.M. Number : 48530-1910	O O O	83216
	FA, FB Models Trucks with O.E.M. Number : 34802 , 48530-1910 , 48530-2510 , S4853-01910 , S4853-02510	O O O	83216
	Models with O.E.M. Number : 48500-1950 , 48500-2750 , 66639 , S4850-01950 , S4850-02750	I O	G63610

APPLICATION GUIDE

Year	Fitment Notes								
		 Fleetline\ Gas SLX	Classic\ Ultra\ ProGuard\ Guardian	Max Control\ LTV Severe Duty\ Load Carrier	Steering Dampers\ Steering Stabilizer\ Cab Shock	 Fleetline\ Gas SLX	Classic\ Ultra\ ProGuard\ Guardian	Max Control\ LTV Severe Duty\ Load Carrier\ HiJackers	Steering Dampers\ Steering Stabilizer\ Cab Shock




HINO

HINO



FA1415 (cont)

93-97	Models with O.E.M. Number : 48530-1910		 83216
-------	--	--	------	------	------	------	---	------	------	------



FA1517

98-04	FA, FB Models Trucks with O.E.M. Number : 34802 , 48530-1910 , 48530-2510 , S4853-01910 , S4853-02510		 83216
	Models with O.E.M. Number : 48500-1950 , 48500-2750 , 66639 , S4850-01950 , S4850-02750		G63610
98	Models with O.E.M. Number : 48530-2510		 83216




FB14

89-91	FA, FB Models Trucks with O.E.M. Number : 34802 , 48530-1910 , 48530-2510 , S4853-01910 , S4853-02510		 83216
	Models with O.E.M. Number : 48500-1950 , 48500-2750 , 66639 , S4850-01950 , S4850-02750		G63610





FB15

92	FA, FB Models Trucks with O.E.M. Number : 34802 , 48530-1910 , 48530-2510 , S4853-01910 , S4853-02510		 83216
	Models with O.E.M. Number : 48500-1950 , 48500-2750 , 66639 , S4850-01950 , S4850-02750		G63610

FB1715

93-97	FA, FB Models Trucks with O.E.M. Number : 34802 , 48530-1910 , 48530-2510 , S4853-01910 , S4853-02510		 83216
	Models with O.E.M. Number : 48500-1950 , 48500-2750 , 66639 , S4850-01950 , S4850-02750		G63610
	Models with O.E.M. Number : 48530-1910		 83216

FB1817

98-04	FA, FB Models Trucks with O.E.M. Number : 34802 , 48530-1910 , 48530-2510 , S4853-01910 , S4853-02510		 83216
	FE Models Trucks with O.E.M. Number : 48500-1941 , S4850-01941 , 485001941 , S485001941	 83141
	Models with O.E.M. Number : 48500-1950 , 48500-2750 , 66639 , S4850-01950 , S4850-02750		G63610
98	Models with O.E.M. Number : 48530-2510		 83216



FD16

86-87	Models with O.E.M. Number : 48530-1880 , 485301880		 83215
-------	--	--	------	------	------	------	---	------	------	------

FD17

88-92	Models with O.E.M. Number : 48530-1880 , 485301880		 83215
-------	--	--	------	------	------	------	---	------	------	------

FD2218

93-97	(FD5H). FE5H, FF5H & O.E.M. Number : 48530-1880		 83215
	(FD5H). FE5H, FF5H with O.E.M. Number : 48500-1801	 83216

FE16

86-87	Models with O.E.M. Number : 48500-1801	 83216
-------	--	---	------	------	------	------	------	------	------	------

FE2620

98	Models with O.E.M. Number : 48530-1880 , 485301880		 83215
----	--	--	------	------	------	------	---	------	------	------

GC17

90-91	Models with O.E.M. Number : 48500-1801	 83216
-------	--	---	------	------	------	------	------	------	------	------

GC20

92	Models with O.E.M. Number : 48500-1801	 83216
----	--	---	------	------	------	------	------	------	------	------

APPLICATION GUIDE

Year	Fitment Notes								
			Fleetline/ Gas SLX	Classic/ Ultra/ ProGuard/ Guardian	Max Control/ LTV/ Severe Duty/ Load Carrier	Steering Dampers/ Steering Stabilizer/ Cab Shock		Fleetline/ Gas SLX	Classic/ Ultra/ ProGuard/ Guardian

IC CORPORATION

IC CORPORATION

BE SCHOOL BUS

08-15	School Buses with 7,000 lb Front Axles & O.E.M. Number : 3605735C1 , 3605735C2	O	83169
	School Buses with O.E.M. Number : 3609400C1 , 3609400C2	I		83317

CE SCHOOL BUS

10-21	CE Model School Buses (71 Capacity) with 9,000 to 10,000 lb Front Suspension & O.E.M. Number : 3578105C1 , 3578105C2 , 6127088C1 , OE13402S	O	83163
13-18	CE Model School Buses with 6,000 to 8,000 lb Front Axles & O.E.M. Number : 3533356C3	O	83169
10-18	CE Model School Buses with 20,000 lb International IROS Air Suspension & O.E.M. Number : 3578858C2 , 6127713C1	O		85926
16-17	CE Model School Buses with 20,000 lb Rear Air Suspension & O.E.M. Number : 3601600C3	O		85082
10-13	CE Model School Buses with 22,000 lb Rear Spring Suspension & O.E.M. Number : 501906C91 , 501906C92 , OE13424S	I		83317

RE SCHOOL BUS

10	RE Model School Buses (Low Profile) & O.E.M. Number : 537524C91	O		83123
	RE Model School Buses with 12,000 to 14,000 lb Front Axles & O.E.M. Number : 2200327C1	I	85332
	RE Model School Buses with O.E.M number & O.E.M. Number : 3604282C1	I	85351
	RE Model School Buses with O.E.M. Number : 472412C91	I	83456

INTERNATIONAL

INTERNATIONAL

200

74-75	All	O	6802SE ⁸⁴	
-------	-----	---	------	------	------	----------------------	--	------	------	------	------

1200C

68	Exc. 166" Wheelbase	O	61500 81147 82007 G63405	61500 81147 G63405	43048 ⁸ 49310 ⁷
	Single System Steering Stabilizer; 1/2 Ton, 3/4 Ton & Travelall	O	6802SE ⁸⁴	

1200D

69-70	Single System Steering Stabilizer; 1/2 Ton, 3/4 Ton & Travelall	O	6802SE ⁸⁴	
-------	---	---	------	------	------	----------------------	--	------	------	------	------

1210

71-73	Single System Steering Stabilizer; 1/2 Ton, 3/4 Ton & Travelall	O	6802SE ⁸⁴	
-------	---	---	------	------	------	----------------------	--	------	------	------	------

1300C

68	Exc. 166" Wheelbase	O	61500 81147 82007 G63405	61500 81147 G63405	43048 ⁸
	Exc. 166" Wheelbase Air hose kit included	O	49310 ⁷
	Single System Steering Stabilizer; 1/2 Ton, 3/4 Ton & Travelall Replacement damper for vehicles w/ Gabriel Aftermarket mounting kit	O	6802SE ⁸⁴	

1300D

69-70	Single System Steering Stabilizer; 1/2 Ton, 3/4 Ton & Travelall Replacement damper for vehicles w/ Gabriel Aftermarket mounting kit	O	6802SE ⁸⁴	
-------	---	---	------	------	------	----------------------	--	------	------	------	------

7 Pair Packs, Air hose kit included.

8 Pair Packs.

APPLICATION GUIDE

Year	Fitment Notes	 Fleetline\ Gas SLX Classic\ Ultra\ ProGuard\ Guardian Max Control\ LTV Severe Duty\ Load Carrier Steering Dampers\ Steering Stabilizer\ Cab Shock				 Fleetline\ Gas SLX Classic\ Ultra\ ProGuard\ Guardian Max Control\ LTV Severe Duty\ Load Carrier\ HiJackers Steering Dampers\ Steering Stabilizer\ Cab Shock			
		Fleetline\ Gas SLX	Classic\ Ultra\ ProGuard\ Guardian	Max Control\ LTV Severe Duty\ Load Carrier	Steering Dampers\ Steering Stabilizer\ Cab Shock	Fleetline\ Gas SLX	Classic\ Ultra\ ProGuard\ Guardian	Max Control\ LTV Severe Duty\ Load Carrier\ HiJackers	Steering Dampers\ Steering Stabilizer\ Cab Shock

INTERNATIONAL

1310

71-73	Single System Steering Stabilizer; 1/2 Ton, 3/4 Ton & Travelall Replacement damper for vehicles w/ Gabriel Aftermarket mounting kit	O	O	6802SE ⁸⁴
-------	---	---	---	------	------	------	----------------------	------	------	------	------

4300

02-20	Models with 6,000 to 8,000 lb Front Suspension & O.E.M. Number : 3533356C1, 3533356C2	O	O	83135	
	Models with Hendrickson HAS - 230 Rear Air Suspension & O.E.M. Number : 3514952C1 , 57905-001 , 57905001 , 60675-003 , 60675-003L , 60675003 , 60675003L , H60675-003 , H60675003	O	O	85976
	Models with O.E.M. Number : 2509221C91 , 2509223C91 , 2509223C92	O	O	83054
13-18	Models with 6,000 to 8,000 lb Front Suspension & O.E.M. Number : 3533356C3 , 6127688C1	O	O	83169	
02-15	Models with 12,000 lb Front axle & O.E.M. Number : 3533357C1 , 3533357C2 , 3533357C3	O	O	85957	
02-13	Models with 22,000 lb Rear Spring Suspension & O.E.M. Number : 501906C91 , 501906C92 , OE13424S	O	O	83317	
08-09	Models with 9,000 to 10,000 lb Front Suspension & O.E.M. Number : 3578105C1 , 3578105C2 , 6127088C1 , OE13402S	O	O	83163	
	Models with International Rear Air Suspension & O.E.M. Number : 3549099C2	O	O	85923	

4300LP

02-19	Models with O.E.M. Number : 2509221C91 , 2509223C91 , 2509223C92	O	O	83054
13	Models with Vari-Rate Rear Suspension & O.E.M. Number : 1660846C92	O	O	83101

4400

03-19	Models with 6,000 to 8,000 lb Front Suspension & O.E.M. Number : 3533356C1, 3533356C2	O	O	83135	
	Models with Hendrickson HAS - 230 Rear Air Suspension & O.E.M. Number : 3514952C1 , 57905-001 , 57905001 , 60675-003 , 60675-003L , 60675003 , 60675003L , H60675-003 , H60675003	O	O	85976
	Models with O.E.M. Number : 2509221C91 , 2509223C91 , 2509223C92	O	O	83054	
13-18	Models with 6,000 to 8,000 lb Front Suspension & O.E.M. Number : 3533356C3 , 6127688C1	O	O	83169	
03-15	Models with 12,000 lb Front axle & O.E.M. Number : 3533357C1 , 3533357C2 , 3533357C3	O	O	85957	
03-13	Models with 22,000 lb Rear Spring Suspension & O.E.M. Number : 501906C91 , 501906C92 , OE13424S	O	O	83317	
08-09	Models with 9,000 to 10,000 lb Front Suspension & O.E.M. Number : 3578105C1 , 3578105C2 , 6127088C1 , OE13402S	O	O	83163	
	Models with International Rear Air Suspension & O.E.M. Number : 3549099C2	O	O	85923	

4400LP

02-19	Models with O.E.M. Number : 2509221C91 , 2509223C91 , 2509223C92	O	O	83054
-------	--	---	---	------	------	------	-------	------	------	------	------

CV515

23	Models with 11K, 13.5K or 15.5K VARI-RATE Rear Suspension & O.E.M. Number : 4206863C1 , 4208946C1	O	O	83398
	Models with Taperleaf Front & O.E.M. Number : 4089293C1 , 4109582C1 , 4207304C1 , 4109583C1	O	O	83397
19-22	Models with 11K, 13.5K or 15.5K VARI-RATE Rear Suspension & O.E.M. Number : 4206863C1 , 4208946C1	O	O	83398
	Models with 4 x 4 Rear & O.E.M. Number : 4109458C2	O	O	83243
	Models with IROS Rear & O.E.M. Number : 4214011C2	O	O	85670
	Models with Taperleaf Front & O.E.M. Number : 4089293C1 , 4109582C1 , 4207304C1 , 4109583C1	O	O	83397

⁸⁴ Replacement damper for vehicles with the Gabriel Aftermarket mounting kit.

APPLICATION GUIDE

Year	Fitment Notes								
		Fleetline/ Gas SLX	Classic/ Ultra/ ProGuard/ Guardian	Max Control/ LTV Severe Duty/ Load Carrier	Steering Dampers/ Steering Stabilizer/ Cab Shock	Fleetline/ Gas SLX	Classic/ Ultra/ ProGuard/ Guardian	Max Control/ LTV Severe Duty/ Load Carrier/ HiJackers	Steering Dampers/ Steering Stabilizer/ Cab Shock

INTERNATIONAL DURASTAR

15-18	Models with 6,000 to 8,000 lb Front Suspension & O.E.M. Number : 3533356C3 , 6127688C1	O O	83169
13	Models with 12,000 lb Front axle & O.E.M. Number : 3533357C1 , 3533357C2 , 3533357C3	O O	85957
	Models with 22,000 lb Rear Spring Suspension & O.E.M. Number : 501906C91 , 501906C92 , OE13424S	I O	83317
	Models with 6,000 to 8,000 lb Front Suspension & O.E.M. Number : 3533356C3 , 6127688C1	O O	83169
	Models with 9,000 to 10,000 lb Front Suspension & O.E.M. Number : 3578105C1 , 3578105C2 , 6127088C1 , OE13402S	O O	83163
	Models with Hendrickson HAS - 230 Rear Air Suspension & O.E.M. Number : 3514952C1 , 57905-001 , 57905001 , 60675-003 , 60675-003L , 60675003 , 60675003L , H60675-003 , H60675003	O O O	85976
	Models with O.E.M. Number : 2509221C91 , 2509223C91 , 2509223C92	O O	83054

INTERNATIONAL

HV607

19-22	Models with Hendrickson Primaax 230/460 Air Suspension with 9" Ride Height & O.E.M. Number : 60657-003 , 60657-003L , 60657003 , 60657003L , H60657003	O O	85072
19-21	Models with 18,000 to 20,000 lb (Set Forward) Front Axle & O.E.M. Number : 3868265C1	O O	85995
19-20	Models with 16,000 lb to 23,000 lb Parabolic Taperleaf Springs & O.E.M. Number : 3576464C2	O O	85957

M1100 / M1200

68-72	All	O O	82007	61500 81147 G63405	43048 ⁸ 49310 ⁷
	Single System Steering Stabilizer; 1/2 and 3/4 Ton I-Beam Axle	O O	82007	6802SE ⁸⁴	61500 81147 G63405	43048 ⁸ 49310 ⁷

M1400

69	All	O O	82007	61500 81147 G63405	43048 ⁸ 49310 ⁷
	Single System Steering Stabilizer; 1/2 and 3/4 Ton I-Beam Axle	O O	82007	6802SE ⁸⁴	61500 81147 G63405	43048 ⁸ 49310 ⁷

MV607

20-22	Models with 20,000 lb International IROS Air Suspension & O.E.M. Number : 6127713C2	O O	85656
19-22	Models with 9,000 to 10,000 lb Front Suspension & O.E.M. Number : 6127088C1	O O	83163
	Models with Hendrickson HAS - 230 Rear Air Suspension & O.E.M. Number : 3514952C1 , 60675-003 , 60675-003L , 60675003 , 60675003L , H60675-003 , H60675003	O O	85976
19	Models with 6,000 to 8,000 lb Front Suspension & O.E.M. Number : 3533356C3 , 6127688C1	O O	83169

NONE

99	Models with O.E.M. Number	O O	83397
----	---------------------------	--------	-------	------	------	------	------	------	------	------



TERRASTAR

12-18	Models with 6,000 to 7,000 lb Front Axle & O.E.M. Number : 3902993C1 , 3902993C3 , 3989717C1 , 3991991C1 , OE 18513 , OE17103	O O	83135
12-17	Models with 10,000 & 13,500 lb Vari-Rate Rear Spring Suspension & O.E.M. Number : 3586902C2 , 3586902C3 , 6127087C1	O O	83364
14	4 WD Models with Rear Spring Suspension & O.E.M. Number : 3945165C1 , 6127096C1	O O	83180

7 Pair Packs, Air hose kit included.

8 Pair Packs.

APPLICATION GUIDE

Year	Fitment Notes								
		Fleetline\ Gas SLX	Classic\ Ultra\ ProGuard\ Guardian	Max Control\ LTV Severe Duty\ Load Carrier	Steering Dampers\ Steering Stabilizer\ Cab Shock	Fleetline\ Gas SLX	Classic\ Ultra\ ProGuard\ Guardian	Max Control\ LTV Severe Duty\ Load Carrier\ HiJackers	Steering Dampers\ Steering Stabilizer\ Cab Shock

INTERNATIONAL TRAVELALL

INTERNATIONAL

75	4WD, Single System Steering Stabilizer	IO	6803SE ⁸⁴
	RWD	IO	6802SE ⁸⁴

ISUZU

ISUZU

FRR

00-03	Models with O.E.M. Number : 1-51630-219-0 , 1-51630-219-1 , 51630219	IO	83114	6803SE ⁸⁴
95-98	Models with O.E.M. Number : 1-51630-219-0 , 1-51630-219-1 , 51630219	IO	83114	6802SE ⁸⁴

FSR

97-02	Models with 15000, 19000, 21000 lb Multileaf Springs & O.E.M. Number : 8-22064232-0 , 8220642320	IO	85071
	Models with 19000, 21000, 23000 lb Taperleaf Springs (EXC Low Profile Veh.) & O.E.M. Number : 8-22064233-0 , 8220642330	IO	83136
	Models with FL1 Tilt Cab with 8100 lb Axle (Including Low Profile) & O.E.M. Number : 8-22064804-0 , 8-22064805-0 , 8220648040 , 8220648050	IO	83136
87-96	Models with O.E.M. Number : 1-51630-167-0 , 1516301670	IO	83613
	Models with O.E.M. Number : 1-51630-217-1	IO	83114
87-92	FSR Models with O.E.M. Number : 1-51630-160-0 , 1516301600	IO	83162
	Models with O.E.M. Number : 1-51630-168-1 , 1516301681 , 51630168	IO	83515











FTR

18-22	Models with Hendrickson HAS suspension & O.E.M. Number : 8-97517-966-1 , 8975179660 , 8975179661 , 60670-005 , 60670-005L , 60670005 , 60670005L , 8-97517-966-0	IO	83137
18-20	FTR Diesel Models with Std Cab & O.E.M. Number : 8-98321-912-1 , 8983219121	IO	85071
00-11	Models with Hendrickson HAS suspension & O.E.M. Number : 8-97517-966-1 , 8975179660 , 8975179661 , 60670-005 , 60670-005L , 60670005 , 60670005L , 8-97517-966-0	IO	83137
05-09	Models with O.E.M. Number : 8-97253-665-0 , 8-98098-058-0 , 8-98098-058-1 , 8-98098-059-0 , 8-98098-059-1 , 8-98316-228-0 , 8-98316227-0 , 898098-0581 , 97253665 , 98098058 , 98098059 , 98316227	IO	83159
	Models with O.E.M. Number : 8980981270 , 8982326720 , 98098127 , 8-98098-127-0	IO	83515
97-09	Models with 19000, 21000, 23000 lb Taperleaf Springs (EXC Low Profile Veh.) & O.E.M. Number : 8-22064233-0 , 8220642330	IO	83136
90-09	Models with 15000, 19000, 21000 lb Multileaf Springs & O.E.M. Number : 15174902 , 8-22064232-0 , 8220642320 , 88982686	IO	85071
	Models with O.E.M. Number : 15123676 , 8-22064-806-0 , 8-22064-807-0 , 8220648060 , 8220648070 , 88982682	IO	83136
90-96	Models with O.E.M. Number : 1-51630-167-0 , 1516301670	IO	83613
88	Models with O.E.M. Number : 1-51630-167-0 , 1516301670	IO	83613

FVR

03-08	Models with 15000, 19000, 21000 lb Multileaf Springs & O.E.M. Number : 8-22064232-0 , 8220642320 , 88982686	IO	85071
	Models with 19000, 21000, 23000 lb Taperleaf Springs (EXC Low Profile Veh.) & O.E.M. Number : 8-22064233-0 , 8220642330	IO	83136
	Models with Hendrickson HAS suspension & O.E.M. Number : 8-97517-966-1 , 8975179660 , 8975179661 , 60670-005 , 60670-005L , 60670005 , 60670005L , 8-97517-966-0	IO	83137

APPLICATION GUIDE

Year	Fitment Notes								
		 Fleetline\ Gas SLX	 Classic\ Ultra\ ProGuard\ Guardian	 Max Control\ LTV\ Severe Duty\ Load Carrier	 Steering Dampers\ Steering Stabilizer\ Cab Shock	 Fleetline\ Gas SLX	 Classic\ Ultra\ ProGuard\ Guardian	 Max Control\ LTV\ Severe Duty\ Load Carrier\ HiJackers	 Steering Dampers\ Steering Stabilizer\ Cab Shock

ISUZU

ISUZU

FVR (cont)

03-08	Models with O.E.M. Number : 15887728 , 19152843 , 8-22064-806-0 , 8-22064-807-0 , 8220648060 , 8220648070 , 88982682	I I	83136
-------	--	--------	-------	------	------	------	------	------	------	------	------	------

NPR

03-18	Models with O.E.M. Number : 8-97253-665-0 , 8-98098-058-0 , 8-98098-058-1 , 8-98098-059-0 , 8-98098-059-1 , 8-98316-228-0 , 8-98316227-0 , 898098-0581 , 97253665 , 98098058 , 98098059 , 98316227			O O	83159
86-18	Models with O.E.M. Number : 51630647 , 8-94454-647-1 , 8-94454-986-0 , 8-94454-987-0 , 8-97083-027-0 , 8-97083-029-0 , 8-97253-620-0 , 8-97253-620-1 , 8-98098-125-0 , 8-98232671-0 , 8-98232671-1 , 8-98381-010-0 , 8-98381-012-0 , 8982326710 , 8983810100 , 8983810120 , 9-51630-647-1 , 94454986 , 94454987 , 97083027 , 97083029 , 97253620 , 98098125 , 98232671	I O	83515
95-08	Models with O.E.M. Number : 8-97253-651-2 , 8-97253-664-0 , 97253651 , 97253664			O O	83159
86-95	Models with O.E.M. Number : 51630666 , 9-51630-666-0 , 9-51630-666-2 , 9516306660 , 9516306662			O O	85012

NPR-HD

20-23	Models with 14,000 to 15,000 lb Rear & O.E.M. Number : 8-98380-746-0 , 8983807460			O O	83159
	Models with 15,000 to 16,000 lb Rear & O.E.M. Number : 8-98380-747-0 , 8983807470			O O	83159
99-23	Models with O.E.M. Number : 51630647 , 8-94454-647-1 , 8-94454-986-0 , 8-94454-987-0 , 8-97083-027-0 , 8-97083-029-0 , 8-97253-620-0 , 8-97253-620-1 , 8-98098-125-0 , 8-98232671-0 , 8-98232671-1 , 8-98381-010-0 , 8-98381-012-0 , 8982326710 , 8983810100 , 8983810120 , 9-51630-647-1 , 94454986 , 94454987 , 97083027 , 97083029 , 97253620 , 98098125 , 98232671	I O	83515
03-19	Models with O.E.M. Number : 8-97253-665-0 , 8-98098-058-0 , 8-98098-058-1 , 8-98098-059-0 , 8-98098-059-1 , 8-98316-228-0 , 8-98316227-0 , 898098-0581 , 97253665 , 98098058 , 98098059 , 98316227			O O	83159

NQR

20-22	Models with 15,000 to 16,000 lb Rear & O.E.M. Number : 8-98380-747-0 , 8983807470			O O	83159
94-22	Models with O.E.M. Number : 51630647 , 8-94454-647-1 , 8-94454-986-0 , 8-94454-987-0 , 8-97083-027-0 , 8-97083-029-0 , 8-97253-620-0 , 8-97253-620-1 , 8-98098-125-0 , 8-98232671-0 , 8-98232671-1 , 8-98381-010-0 , 8-98381-012-0 , 8982326710 , 8983810100 , 8983810120 , 9-51630-647-1 , 94454986 , 94454987 , 97083027 , 97083029 , 97253620 , 98098125 , 98232671	I O	83515
03-19	Models with O.E.M. Number : 8-97253-665-0 , 8-98098-058-0 , 8-98098-058-1 , 8-98098-059-0 , 8-98098-059-1 , 8-98316-228-0 , 8-98316227-0 , 898098-0581 , 97253665 , 98098058 , 98098059 , 98316227			O O	83159
02	Diesel Models with O.E.M. Number : 8-97253-664-0 , 97253664			O O	83159
95-97	Diesel Models with O.E.M. Number : 8-97253-664-0 , 97253664			O O	83159

NRR

20-23	Models with 15,000 to 16,000 lb Rear & O.E.M. Number : 8-98380-747-0 , 8983807470			O O	83159
05-22	Models with O.E.M. Number : 51630647 , 8-94454-647-1 , 8-94454-986-0 , 8-94454-987-0 , 8-97083-027-0 , 8-97083-029-0 , 8-97253-620-0 , 8-97253-620-1 , 8-98098-125-0 , 8-98232671-0 , 8-98232671-1 , 8-98381-010-0 , 8-98381-012-0 , 8982326710 , 8983810100 , 8983810120 , 9-51630-647-1 , 94454986 , 94454987 , 97083027 , 97083029 , 97253620 , 98098125 , 98232671	I O	83515
05-19	Models with O.E.M. Number : 8-97253-665-0 , 8-98098-058-0 , 8-98098-058-1 , 8-98098-059-0 , 8-98098-059-1 , 8-98316-228-0 , 8-98316227-0 , 898098-0581 , 97253665 , 98098058 , 98098059 , 98316227			O O	83159

APPLICATION GUIDE

Year	Fitment Notes								
		Fleetline\ Gas SLX	Classic\ Ultra\ ProGuard\ Guardian	Max Control\ LTV Severe Duty\ Load Carrier	Steering Dampers\ Steering Stabilizer\ Cab Shock	Fleetline\ Gas SLX	Classic\ Ultra\ ProGuard\ Guardian	Max Control\ LTV Severe Duty\ Load Carrier\ HiJackers	Steering Dampers\ Steering Stabilizer\ Cab Shock

ISUZU

ISUZU

NRR (cont)

88-94	Models with O.E.M. Number : 1-51630-217-0 , 1-51630-217-1 , 1-51630-219-1 , 51630217	I O	83114				
	Models with O.E.M. Number : 51630647 , 8-94454-647-1 , 8-94454-986-0 , 8-94454-987-0 , 8-97083-027-0 , 8-97083-029-0 , 8-97253-620-0 , 8-97253-620-1 , 8-98098-125-0 , 8-98232671-0 , 8-98232671-1 , 8-98381-010-0 , 8-98381-012-0 , 8982326710 , 8983810100 , 8983810120 , 9-51630-647-1 , 94454986 , 94454987 , 97083027 , 97083029 , 97253620 , 98098125 , 98232671	I O	83515				

KENWORTH

KENWORTH

K270

13-23	Models with 10,000 lb to 12,000 lb Front Axle & O.E.M. Number : 1707378PAC , BFRG 072	I I	85182				
	Models with Hendrickson HAS - 230 Rear Air Suspension & O.E.M. Number : 60670-005 , 60670-005L , 60670005 , 60670005L		O O	83137
13-22	Models with Hendrickson HAS - 210L or HAS - 230L Rear Air Suspension & O.E.M. Number : 60670-008 , 60670-008L , 60670008 , 60670008L		O O	83123
	Models with Reyco 102 or 79KB Suspension (Drive Axle) & O.E.M. Number : 16725-01 , 1672501 , 19495-01 , 1949501 , TK19679		O O	83126

K300

01	All with Air Glide 200 with 46,000 lb. Suspension with 8 air bags, 4 units required		I I	85902
	All with Air Glide 100 Suspension with 8 air bags & O.E.M. Number (4 units required) : K374-29 , K374-32 , K37429 , K37432		I I	85310
	Models with 12,000 lb Taper Leaf Front Springs (5/8" Top Mounting bolt) & O.E.M. Number : 665617 , B71-1000 , B711000	O O	85031
	Models with Air Glide 200 Rear Suspension & O.E.M. Number : 665903 , 665944 , 70701		I I	85900
	Models with Hendrickson Rear Air Suspension & O.E.M. Number : 47902-19, 4790219		O O	83123
	Models with Multiple Leaf Springs on Front Axle (3/4" Mounting bolts) & O.E.M. Number : B71-1003 , B711003 , K374-3 , K374-33 , K3743 , K37433	O O	83312
	Models with O.E.M. Number : 665565	O O	85007
	Models with Reyco 102 or 79KB Suspension (Drive Axle) & O.E.M. Number : 16725-01 , 1672501 , 19495-01 , 1949501 , TK19679		O O	83126
	Models with Reyco 1209 or 1212 Suspension (Steer Axle) & O.E.M. Number : 19495-01, 1949501	O O	83126
	Models with Taper Leaf Springs on Front Axle (1" Mounting bolts) & O.E.M. Number : B71-1002 , B711002 , K374-16 , K374-26 , K374-27 , K37416 , K37426 , K37427	O O	85001
	Models with Woodhead Shock & O.E.M. Number : ACHB966		I I	83136
96-97	All with Air Glide 200 with 46,000 lb. Suspension with 8 air bags, 4 units required		I I	85902
	All with Air Glide 100 Suspension with 8 air bags & O.E.M. Number (4 units required) : K374-29 , K374-32 , K37429 , K37432		I I	85310
	Models with 12,000 lb Taper Leaf Front Springs (5/8" Top Mounting bolt) & O.E.M. Number : 665617 , B71-1000 , B711000	O O	85031
	Models with Air Glide 200 Rear Suspension & O.E.M. Number : 665903 , 665944 , 70701		I I	85900
	Models with Hendrickson Rear Air Suspension & O.E.M. Number : 47902-19, 4790219		O O	83123
	Models with Multiple Leaf Springs on Front Axle (3/4" Mounting bolts) & O.E.M. Number : B71-1003 , B711003 , K374-3 , K374-33 , K3743 , K37433	O O	83312
	Models with O.E.M. Number : 665565	O O	85007

APPLICATION GUIDE

Year	Fitment Notes	 Fleetline/ Gas SLX Classic/ Ultra/ ProGuard/ Guardian Max Control/ LTV Severe Duty/ Load Carrier Steering Dampers/ Steering Stabilizer/ Cab Shock				 Fleetline/ Gas SLX Classic/ Ultra/ ProGuard/ Guardian Max Control/ LTV Severe Duty/ Load Carrier/ HiJackers Steering Dampers/ Steering Stabilizer/ Cab Shock			
		Fleetline/ Gas SLX	Classic/ Ultra/ ProGuard/ Guardian	Max Control/ LTV Severe Duty/ Load Carrier	Steering Dampers/ Steering Stabilizer/ Cab Shock	Fleetline/ Gas SLX	Classic/ Ultra/ ProGuard/ Guardian	Max Control/ LTV Severe Duty/ Load Carrier/ HiJackers	Steering Dampers/ Steering Stabilizer/ Cab Shock

KENWORTH

KENWORTH

K300 (cont)

96-97	Models with Reyco 102 or 79KB Suspension (Drive Axle) & O.E.M. Number : 16725-01 , 1672501 , 19495-01 , 1949501 , TK19679	O	83126	83126
	Models with Reyco 1209 or 1212 Suspension (Steer Axle) & O.E.M. Number : 19495-01, 1949501	O	83126
	Models with Taper Leaf Springs on Front Axle (1" Mounting bolts) & O.E.M. Number : B71-1002 , B711002 , K374-16 , K374-26 , K374-27 , K37416 , K37426 , K37427	O	85001
	Models with Woodhead Shock & O.E.M. Number : ACHB966	I	83136	83136

T170

08-19	Models with Reyco 79KB Spring Suspension & O.E.M. Number : 16725-01 , 1672501 , 19495-01 , 1949501	O	83126	83126
08-13	Models with 8,000 lb Taper Leaf Front Springs & O.E.M. Number : 665617	O	85031

T270

15-23	Models with 10,000 lb to 14,600 lb Taperleaf Springs and Set Back Front Axles & O.E.M. Number : B71-6019 , B716019	O	85989
08-23	Models with AG210L Rear Air Suspension & O.E.M. Number : C71-1011 , C71-1017 , C711011 , C711017	I	85069	85069
	Models with Hendrickson HMX 400/460 Haulmax with 16.5" Saddle & O.E.M. Number : 60680-004 , 60680-004L , 60680004 , H60680004 , 60680004L , 64178-001 , 64178001	I	83143	83143
15-22	Models with 16,000 lb to 20,000 lb Taperleaf Springs and Set Back Front Axles & O.E.M. Number : B71-6020 , B716020	O	85989
08-22	Models with Hendrickson HAS - 210L or HAS - 230L Rear Air Suspension & O.E.M. Number : 60670-008 , 60670-008L , 60670008 , 60670008L	O	83123	83123
	Models with Hendrickson Primaax 230 or 232, Air Suspension (8-1/2" to 10" Ride Height) & O.E.M. Number : 60657-003 , 60657-003L , 60657003 , 60657003L , H60657003	O	85072	85072
	Models with Reyco 102 or 79KB Suspension (Drive Axle) & O.E.M. Number : 16725-01 , 1672501 , 19495-01 , 1949501 , TK19679	O	83126	83126
10-14	Models with 10,000 lb to 12,000 lb Front Axle & O.E.M. Number : B71-6005 , B716005	O	85084
	Models with 13,200 lb to 14,600 lb Front Axle & O.E.M. Number : B71-6006 , B716006	O	85084
	Models with 8,000 lb Front Axle & O.E.M. Number : B71-6004 , B716004	O	85084
08-14	Models with Hendrickson HAS - 400 (Standard) Rear Air Suspension & O.E.M. Number : 60670-005 , 60670-005L , 60670005 , 60670005L	O	83137	83137
08-10	Models with 12,000 lb Front Axle & O.E.M. Number : 665617	O	85031



T300

99-08	Models with 12,000 lb Taper Leaf Front Springs (5/8" Top Mounting bolt) & O.E.M. Number : 665617 , B71-1000 , B711000	O	85031
	Models with Reyco 102 or 79KB Suspension (Drive Axle) & O.E.M. Number : 16725-01 , 1672501 , 19495-01 , 1949501 , TK19679	O	83126	83126
	Models with Reyco 1209 or 1212 Suspension (Steer Axle) & O.E.M. Number : 19495-01, 1949501	O	83126	83126
95-08	All with Air Glide 200 with 46,000 lb. Suspension with 8 air bags, 4 units required	I	85902	85902
	Models with Hendrickson HAS - 210L or HAS - 230L Rear Air Suspension & O.E.M. Number : 60670-008 , 60670-008L , 60670008 , 60670008L	O	83123	83123

T700

11	Models with 13,000 lb Front Axle & O.E.M. Number : 665858 , B71-1001 , B711001	O	85070
----	--	---	-------	------	------	------	------	------	------	------	------

APPLICATION GUIDE

Year	Fitment Notes								
		Fleetline\ Gas SLX	Classic\ Ultra\ ProGuard\ Guardian	Max Control\ LTV Severe Duty\ Load Carrier	Steering Dampers\ Steering Stabilizer\ Cab Shock	Fleetline\ Gas SLX	Classic\ Ultra\ ProGuard\ Guardian	Max Control\ LTV Severe Duty\ Load Carrier\ HiJackers	Steering Dampers\ Steering Stabilizer\ Cab Shock

MACK

MACK

MD6

21-22	Models with 10,000 lb Taperleaf Springs & O.E.M. Number : 471700015341, 78530771	○	83127
	Models with O.E.M. Number : 23145372	○	83066

MERCEDES-BENZ

MERCEDES-BENZ

SPRINTER 2500

10-18	All		G57802 ⁴⁰
-------	-----	--	------	----------------------	------	------	------	------	------

SPRINTER 3500

19-20	All	
11-18	All		G57802 ⁴⁰
10	All		G57802 ⁴⁰

MITSUBISHI FUSO

MITSUBISHI FUSO

FE145

05-11	Models with O.E.M. Number :		G63610
-------	-----------------------------	--	------	--------	------	------	------	------	------

FH

88-96	FH100 Suspension (All)& O.E.M. Number : MC809390		83103
-------	--	--	-------	------	------	------	------	------	------

FK

91-94	FK457 Models with O.E.M. Number : MC814614		85009
88-91	FK455 Models with O.E.M. Number : MC814614		85009

FM330

11	Models with O.E.M. Number : MC091950		83162
----	--------------------------------------	--	-------	------	------	------	------	------	------

NISSAN

NISSAN

NV1500

12-19	All		G511124
-------	-----	--	------	---------	------	------	------	------	------

NV2500

12-19	All	
-------	-----	--	------	------	------	------	------	------	------

NV3500

12-19	All	
-------	-----	--	------	------	------	------	------	------	------

PETERBILT

PETERBILT





210

08-15	Models with Reyco 102 or 79KB Suspension (Drive Axle) & O.E.M. Number : 16725-01 , 1672501 , 19495-01 , 1949501 , TK19679	
-------	---	--	------	------	------	------	------	------	------

220








13-22	Models with 12,000 lb Front Axle & O.E.M. Number : 1707378PAC , BFRG 072		85182
	Models with Hendrickson HAS - 210L or HAS - 230L Rear Air Suspension & O.E.M. Number : 60670-008 , 60670-008L , 60670008 , 60670008L	

APPLICATION GUIDE




Year	Fitment Notes								
		 Fleetline/ Gas SLX	Classic/ Ultra/ ProGuard/ Guardian	Max Control/ LTV Severe Duty/ Load Carrier	Steering Dampers/ Steering Stabilizer/ Cab Shock	 Fleetline/ Gas SLX	Classic/ Ultra/ ProGuard/ Guardian	Max Control/ LTV Severe Duty/ Load Carrier/ HiJackers	Steering Dampers/ Steering Stabilizer/ Cab Shock

PETERBILT



220 (cont)

13-22	Models with Reyco 102 or 79KB Suspension (Drive Axle) & O.E.M. Number : 16725-01 , 1672501 , 19495-01 , 1949501 , TK19679	 83126
	Models with Reyco 102AR Rear Air Suspension & O.E.M. Number : 12887-01 , 12887-02 , 1288701 , 1288702	 85013
13	Models with 12,000 lb Front Axle & O.E.M. Number : 02-02738 , 0202738 , B71-6016 , B71-6016A , B716016 , B716016A	 85012
07	Models with 12,000 lb Front Axle & O.E.M. Number : 02-02738 , 0202738 , B71-6016 , B71-6016A , B716016 , B716016A	 85012
	Models with Hendrickson HAS - 210L or HAS - 230L Rear Air Suspension & O.E.M. Number : 60670-008 , 60670008 , 60670008L	 83123
	Models with Reyco 102 or 79KB Suspension (Drive Axle) & O.E.M. Number : 16725-01 , 1672501 , 19495-01 , 1949501 , TK19679	 83126
	Models with Reyco 102AR Rear Air Suspension & O.E.M. Number : 12887-01 , 12887-02 , 1288701 , 1288702	 85013



325

08-19	Models with 12000 lb Set Back Front Axle & O.E.M. Number : 02-02738 , 0202738 , B71-6016 , B71-6016A , B716016 , B716016A	 85012
	Models with Reyco 102 or 79KB Suspension (Drive Axle) & O.E.M. Number : 16725-01 , 1672501 , 19495-01 , 1949501 , TK19679	 83126
08-15	Models with 8,000 lb Front Axle & O.E.M. Number : B71-6004 , B716004	 85084

330



07-22	Models with Peterbilt Low Air Leaf Suspension & O.E.M. Number : 03-08781 , 0308781 , C71-1011 , C71-1017 , C711011 , C711017	 85069
03-05	Models with Peterbilt Low Air Leaf Suspension & O.E.M. Number : 03-08781 , 0308781 , C71-1011 , C71-1017 , C711011 , C711017	 85069

536






22-23	Models with 10,000 lb to 14,600 lb Taperleaf Springs and Set Back Front Axles & O.E.M. Number : B71-6019 , B716019	 85989
	Models with Peterbilt Low Air Leaf Suspension & O.E.M. Number : C71-1017 , C711017	 85069

PLYMOUTH

VAN 3/4 TON, PB SERIES

74-83	All	 ...	61523 ³⁵ 81096 ³⁵ G63359 ³⁵	34052 ⁸ 58359 ⁵⁵	...	 ...	61522 ⁸ 81496 ⁸ G63413	43085 ⁸ 49212 ⁷	...
-------	-----	---	--	---	-----	---	--	--	-----

VAN 1 TON, PB SERIES

74-83	All	 ...	61522 ⁸ 81496 ⁸ G63413	43085 ⁸ 49212 ⁷	...
	4000# Front Axle	 ...	81834 G63360 ³⁵	 ...	61522 ⁸ 81496 ⁸ G63413	43085 ⁸ 49212 ⁷	...
	Exc. 4000# Front Axle	 ...	61523 ³⁵ 81096 ³⁵ G63359 ³⁵	34052 ⁸ 58359 ⁵⁵	 ...	61522 ⁸ 81496 ⁸ G63413	43085 ⁸ 49212 ⁷

PLYMOUTH

6 It is recommended that when replacing shocks on vehicles with "quad shocks" all 4 shocks should be matched by series.



8 Pair Packs.

54 55 Non Gas Charged Shock

7 Pair Packs, Air hose kit included.

35 Sight grinding of control arm opening is required to install product made before Aug 1988.

APPLICATION GUIDE

Year	Fitment Notes								
		Fleetline\ Gas SLX	Classic\ Ultra\ ProGuard\ Guardian	Max Control\ LTV Severe Duty\ Load Carrier	Steering Dampers\ Steering Stabilizer\ Cab Shock	Fleetline\ Gas SLX	Classic\ Ultra\ ProGuard\ Guardian	Max Control\ LTV Severe Duty\ Load Carrier\ HiJackers	Steering Dampers\ Steering Stabilizer\ Cab Shock

RAM

1500 CLASSIC

19-20	All										77412
-------	-----	--	--	--	--	--	--	--	--	--	-------	------

1500 (SEE DODGE RAM 1500)

19-20	All										77412
-------	-----	--	--	--	--	--	--	--	--	--	-------	------

2500 (SEE DODGE RAM 2500)

15-18	Power Wagon											
	Power Wagon, 4WD		G64009						
14-15	RWD											
	RWD, Standard Cab Pickup		G64043						
14	4WD											
11-13	All											
	RWD		77949					77950
	RWD, Standard Cab Pickup		G64043					77950
13	4WD											
11-12	4WD											
	4WD, 8800# GVW		G64009	77948				61716 G64013	77950
						G64013	77950

3500 (SEE DODGE RAM 3500)

16-20	4WD											
14-15	4WD											
	RWD		G63673	77948				G64121	43181 ⁸ 77976
	RWD, Standard Cab Pickup		G64043				G64121	43181 ⁸ 77976
11-13	All											
	4WD		G63673	77948				G64121	43181 ⁸ 77976
	RWD		77949				G64121	43181 ⁸ 77976
	RWD, Standard Cab Pickup		G64043				G64121	43181 ⁸ 77976

4500

12-18	Models with O.E.M. Number : 05168284AC , 05168295AB , 6811 1104AB , 6811 1104AB-001 , 6811 1104AB001 , 6811 1105AC , 6811 1105AC-001 , 6811 1105AC001											
	Models with O.E.M. Number : 05168296AA , 6811 1107AA , 6811 1107AA-001 , 6811 1107AA001		85649					85650

5500

12-18	Models with O.E.M. Number : 05168284AC , 05168295AB , 6811 1104AB , 6811 1104AB-001 , 6811 1104AB001 , 6811 1105AC , 6811 1105AC-001 , 6811 1105AC001											
	Models with O.E.M. Number : 05168296AA , 6811 1107AA , 6811 1107AA-001 , 6811 1107AA001		85649					85650

PROMASTER 1500

14-22	Left											
	Right		G57800 ⁴⁰						

PROMASTER 2500

14-22	Left											
-------	------	--	--	--	--	--	--	--	--	--	--	--

APPLICATION GUIDE

Year	Fitment Notes								
			Fleetline/ Gas SLX	Classic/ Ultra/ ProGuard/ Guardian	Max Control/ LTV Severe Duty/ Load Carrier	Steering Dampers/ Steering Stabilizer/ Cab Shock		Fleetline/ Gas SLX	Classic/ Ultra/ ProGuard/ Guardian

RAM

RAM

PROMASTER 2500 (cont)

14-22	Right		G57801 ⁴⁰
-------	-------	--	-------	----------------------	-------	-------	--	-------	-------	-------	-------

PROMASTER 3500

14-22	Left		G57800 ⁴⁰
	Right		G57801 ⁴⁰

SPARTAN MOTORS

SPARTAN MOTORS

ALPINE

97-00	MotorHome Chassis with O.E.M. Number : 0377-SS5 , 0377SS5 , 1300B46 , B46-1725 , B461725			O O 85029
-------	--	--	-------	-------	-------	-------	--	--------------	-------	-------	-------

HIGHLANDER

00	Models with I Beam Front Suspension & O.E.M. Number : B461732 , B462151			O O 85030
	Models with I Beam Front Suspension & O.E.M. Number : B461731 , B462150		O O 85909
97-98	Models with I Beam Front Suspension & O.E.M. Number : B461732 , B462151			O O 85030
	Models with I Beam Front Suspension & O.E.M. Number : B461731 , B462150		O O 85909

MOUNTAIN MASTER

98	Models with I Beam Front Suspension & O.E.M. Number : B461732 , B462151			O O 85030
	Models with I Beam Front Suspension & O.E.M. Number : B461731 , B462150		O O 85909
	Models with Independent Front Granning Suspension & O.E.M. Number : B461732 , B462151			O O 85030
	Models with O.E.M. Number : 2200201 , B46-2151 , B462151			O O 85007

STERLING TRUCK

STERLING TRUCK

ACTERRA

03-10	Models with 15,000 lb Rear Suspension & O.E.M. Number : 6803260000 , GBL654725			83120
	Models with Airliner 18,000 lb Rear Air Suspension & O.E.M. Number : 16-13957-000 , 16-15817-000 , 1613957000 , 1615817000 , 680339 , 680611 , XC45-18080-BA , XC4518080BA			O O 85724
	Models with Freightliner TufTrac Rear Air Suspension & O.E.M. Number : 16-15770-000 , 1615770000 , 481700125969			O O 85956
	Models with Hendrickson Front Airtek & O.E.M. Number : 471700131331 , 58913-003 , 58913-003L , 58913003 , 58913003L		O O 85932

ACTERRA 5500

01-07	Models with 15,000 lb Rear Suspension & O.E.M. Number : 6803260000 , GBL654725			83120
	Models with Airliner 18,000 lb Rear Air Suspension & O.E.M. Number : 16-13957-000 , 16-15817-000 , 1613957000 , 1615817000 , 680339 , 680611 , XC45-18080-BA , XC4518080BA			O O 85724
	Models with Hendrickson Front Airtek & O.E.M. Number : 471700131331 , 58913-003 , 58913-003L , 58913003 , 58913003L		O O 85932

ACTERRA 6500

01-07	Models with Airliner 18,000 lb Rear Air Suspension & O.E.M. Number : 16-13957-000 , 16-15817-000 , 1613957000 , 1615817000 , 680339 , 680611 , XC45-18080-BA , XC4518080BA			O O 85724
-------	--	--	-------	-------	-------	-------	--	--------------	-------	-------	-------

APPLICATION GUIDE

Year	Fitment Notes								
		 Fleetline\ Gas SLX	Classic\ Ultra\ ProGuard\ Guardian	Max Control\ LTV Severe Duty\ Load Carrier	Steering Dampers\ Steering Stabilizer\ Cab Shock	 Fleetline\ Gas SLX	Classic\ Ultra\ ProGuard\ Guardian	Max Control\ LTV Severe Duty\ Load Carrier\ HiJackers	Steering Dampers\ Steering Stabilizer\ Cab Shock

STERLING TRUCK

ACTERRA 6500 (cont)

01-07	Models with Hendrickson Front Airtek & O.E.M. Number : 471700131331 , 58913-003 , 58913-003L , 58913003 , 58913003L	 	85932
-------	---	------	-------	------	------	------	------	------	------

BULLET 45

08-10	Models with O.E.M. Number : 05168284AC , 05168295AB , 6811 1104AB , 6811 1104AB-001 , 6811 1104AB001 , 6811 1105AC , 6811 1105AC-001 , 6811 1105AC001	 	85649
	Models with O.E.M. Number : 05168296AA , 6811 1107AA , 6811 1107AA-001 , 6811 1107AA001	 	85650

BULLET 55

08-10	Models with O.E.M. Number : 05168284AC , 05168295AB , 6811 1104AB , 6811 1104AB-001 , 6811 1104AB001 , 6811 1105AC , 6811 1105AC-001 , 6811 1105AC001	 	85649
	Models with O.E.M. Number : 05168296AA , 6811 1107AA , 6811 1107AA-001 , 6811 1107AA001	 	85650

UD

1200

99-04	Models with O.E.M. Number : 561000T825 , E61000T825	 	83515
-------	---	------	-------	------	------	------	------	------	------

1300

05-07	Models with O.E.M. Number : 561000T825 , E61000T825	 	83515
-------	---	------	-------	------	------	------	------	------	------

1400

94-10	Models with O.E.M. Number : 561000T825 , E61000T825	 	83515
-------	---	------	-------	------	------	------	------	------	------

1800

89-94	Models with O.E.M. Number : 56101-Z5008 , 56101Z5008 , 56110-Z5008 , 56110Z5008	 	83114
-------	---	------	-------	------	------	------	------	------	------

1800CS

99-04	Models with O.E.M. Number : 56101-Z5008 , 56101Z5008 , 56110-Z5008 , 56110Z5008	 	83114
-------	---	------	-------	------	------	------	------	------	------

2000

89-94	Models with O.E.M. Number : 56101-Z5008 , 56101Z5008 , 56110-Z5008 , 56110Z5008	 	83114
-------	---	------	-------	------	------	------	------	------	------

2600

89-13	Models with O.E.M. Number : 56101-Z5014 , 56101-Z5017 , 56110Z5014 , 56110Z5017 , 56110Z5014 , 56110Z5017	 	83162
-------	---	------	-------	------	------	------	------	------	------

WORKHORSE

W20

04-09	Models with O.E.M. Number : 24-153256 , F4-BE5-F325-HO , W0005663	 	85124
01-09	Models with O.E.M. Number : 24-153249 , 24-186629 , F4-BE5-A832-MO , F4-BE5-B492-HO , F4-BE5-F324-HO , W0005662 , W0006254	 	85125

W22

04-09	Models with O.E.M. Number : 24-153256 , F4-BE5-F325-HO , W0005663	 	85124
01-09	Models with O.E.M. Number : 24-153249 , 24-186629 , F4-BE5-A832-MO , F4-BE5-B492-HO , F4-BE5-F324-HO , W0005662 , W0006254	 	85125

W24

04-09	Models with O.E.M. Number : 24-153249 , 24-186629 , F4-BE5-A832-MO , F4-BE5-B492-HO , F4-BE5-F324-HO , W0005662 , W0006254	 	85125
	Models with O.E.M. Number : 24-153256 , F4-BE5-F325-HO , W0005663	 	85124

Numerical listing

Steering Dampers, Front Load Carrier, Rear Load Carrier

Numerical listing

Shock	POP	Alternative No.	MTG Acc. Supplied
Pos.	Year	Application	

Shock	POP	Alternative No.	MTG Acc. Supplied
Pos.	Year	Application	

Shock	POP	Alternative No.	MTG Acc. Supplied
Pos.	Year	Application	

Steering Dampers

14017		B		142387	
F	77-86	CHEVROLET PICKUP 1 TON, K30 All			
F	73-74	PICKUP 1 TON, K30 All			
F	89-91	PICKUP 1 TON, R3500 RWD			
F	87-88	PICKUP 1 TON, V30 All			
F	89-91	PICKUP 1 TON, V3000 / V3500 All			
F	73-86	PICKUP 3/4 TON, K20 All			
F	87	PICKUP 3/4 TON, V20 All			
F	77-86	GMC PICKUP 1 TON, K35 / K3500 All			
F	73-74	PICKUP 1 TON, K35 / K3500 All			
F	87-91	PICKUP 1 TON, V3000 / V3500 All			
F	73-86	PICKUP 3/4 TON, K25 / K2500 All			
F	87	PICKUP 3/4 TON, V2500 All			

34058		B (cont)		140780	
F	73-79	PICKUP 3/4 TON, F-250 / SUPERDUTY RWD RWD, 4WD Quad Suspension Rearward of Front Axle			
F	70-72	PICKUP 3/4 TON, F-250 / SUPERDUTY All RWD, 4WD Quad Suspension Rearward of Front Axle			
F	77-91	VAN 1 TON, ECONOLINE / CLUB WAGON / SUPERDUTY All RWD, 4WD Quad Suspension Rearward of Front Axle			
F	75-91	VAN 1 TON, ECONOLINE / CLUB WAGON / SUPERDUTY All Exc. Cutaway Chassis RWD, 4WD Quad Suspension Rearward of Front Axle			
F	75-91	VAN 3/4 TON, ECONOLINE / CLUB WAGON / SUPERDUTY All RWD, 4WD Quad Suspension Rearward of Front Axle			

43085		D (cont)		140724	
R	74-83	PLYMOUTH VAN 1 TON, PB SERIES All			
R	74-83	VAN 3/4 TON, PB SERIES All			
43099		A		140126	
R	75-79	FORD PICKUP 1 TON, F-350 / SUPERDUTY Cab & Chassis, RWD			
R	75-79	PICKUP 1 TON, F-350 / SUPERDUTY Extended Cab Pickup, RWD			
R	74	PICKUP 1 TON, F-350 / SUPERDUTY RWD Supercab			
R	75-79	PICKUP 3/4 TON, F-250 / SUPERDUTY Standard Cab Pickup, RWD			
R	73-74	PICKUP 3/4 TON, F-250 / SUPERDUTY RWD Standard Cab Pickup			
R	70-72	PICKUP 3/4 TON, F-250 / SUPERDUTY All RWD; Standard Cab Pickup			

Front Load Carrier

34036		A		140357	
F	75-86	CHEVROLET PICKUP 1 TON, C30 All			
F	88-91	PICKUP 1 TON, C35/3500 Cab & Chassis Exc. HD Solid Front Axle			
F	87-88	PICKUP 1 TON, R30 All			
F	89	PICKUP 1 TON, R3500 Standard Cab Pickup			
F	75-86	PICKUP 3/4 TON, C20 Crew Cab Pickup			
F	75-86	PICKUP 3/4 TON, C20 Standard Cab Pickup			
F	63-74	PICKUP 3/4 TON, C20 All			
F	88	PICKUP 3/4 TON, R20 Crew Cab Pickup			
F	87	PICKUP 3/4 TON, R20 All			
F	89	PICKUP 3/4 TON, R2500 All			
F	73-90	VAN 1 TON, P SERIES All Cutaway Chassis			
F	68-72	VAN 1 TON, P SERIES All			
F	68-89	VAN 3/4 TON, P SERIES All			
F	88-91	GMC PICKUP 1 TON, C35/3500 Cab & Chassis HD Solid Front Axle			
F	67-78	PICKUP 1 TON, C35/3500 All			
F	87-91	PICKUP 1 TON, R3500 All			
F	75-86	PICKUP 3/4 TON, C25 / C2500 Cab & Chassis			
F	75-86	PICKUP 3/4 TON, C25 / C2500 Crew Cab Pickup			
F	75-86	PICKUP 3/4 TON, C25 / C2500 Standard Cab Pickup			
F	67-74	PICKUP 3/4 TON, C25 / C2500 All			
F	87-89	PICKUP 3/4 TON, R2500 All Exc. Crew Cab & Bonus Cab			
F	74-90	VAN 1 TON, P SERIES All Cutaway Chassis			
F	73	VAN 1 TON, P SERIES Base Cutaway Chassis			
F	68-72	VAN 1 TON, P SERIES All			
F	68-89	VAN 3/4 TON, P SERIES All			

34073		A		141041	
F	92-00	CHEVROLET PICKUP 1 TON, C35/3500 All Exc. Straight Front Axle			
F	88-91	PICKUP 1 TON, C35/3500 Extended Cab Pickup Exc. Straight Front Axle			
F	88-91	PICKUP 1 TON, C35/3500 Standard Cab Pickup Exc. Straight Front Axle			
F	88-00	PICKUP 3/4 TON, C25 / C2500 All			
F	96-02	VAN 1 TON, G / EXPRESS All Exc. 8600# GVW			
F	96-02	VAN 3/4 TON, G / EXPRESS All Exc. 8600# GVW			
F	88-00	GMC PICKUP 1 TON, C35/3500 All			
F	88-00	PICKUP 3/4 TON, C25 / C2500 All			
F	96-02	VAN 1 TON, G / SAVANA All Exc. 8600# GVW			
F	96-02	VAN 3/4 TON, G / SAVANA All Exc. 8600# GVW			

43111		C		140702	
R	75-86	CHEVROLET PICKUP 3/4 TON, C20 Standard Cab Pickup			
R	73-74	PICKUP 3/4 TON, C20 All Standard Cab Pickup			
R	73-86	PICKUP 3/4 TON, K20 All Exc. Lift Kit			
R	87	PICKUP 3/4 TON, R20 Standard Cab Pickup			
R	87	PICKUP 3/4 TON, V20 All Exc. Quad Suspension and Lift Kit			
R	73-78	VAN 3/4 TON, P SERIES All			
R	75-86	GMC PICKUP 3/4 TON, C25 / C2500 Cab & Chassis			
R	75-86	PICKUP 3/4 TON, C25 / C2500 Standard Cab Pickup			
R	73-74	PICKUP 3/4 TON, C25 / C2500 All			
R	73-86	PICKUP 3/4 TON, K25 / K2500 All Exc. Lift Kit			
R	88-89	PICKUP 3/4 TON, R2500 All Exc. Crew Cab & Bonus Cab			
R	87	PICKUP 3/4 TON, R2500 Cab & Chassis Exc. Crew Cab & Bonus Cab			
R	87	PICKUP 3/4 TON, R2500 Standard Cab Pickup Exc. Crew Cab & Bonus Cab			
R	87	PICKUP 3/4 TON, V2500 All Exc. Lift Kit			
R	73-78	VAN 3/4 TON, P SERIES All			

Rear Load Carrier

43048		A			
R	61-66	FORD PICKUP 1 TON, F-350 / SUPERDUTY All			
R	61-64	PICKUP 3/4 TON, F-250 / SUPERDUTY All			
F	68-76	PICKUP P350 All Up through 8000# GVW			
F	75-76	PICKUP P400 All Up through 8000# GVW			
F	68	INTERNATIONAL 1200C All Exc. 166" Wheelbase			
R	68	1200C All Exc. 166" Wheelbase			
F	68	1300C All Exc. 166" Wheelbase			
R	68	1300C All Exc. 166" Wheelbase			
R	68-72	M1100 / M1200 All			
R	69	M1400 All			
43058		C		140739	
R	75-79	FORD PICKUP 1 TON, F-350 / SUPERDUTY Standard Cab Pickup, RWD			
R	73-74	PICKUP 1 TON, F-350 / SUPERDUTY Standard Cab Pickup RWD			
R	75-79	PICKUP 3/4 TON, F-250 / SUPERDUTY Cab & Chassis, RWD			
R	75-79	PICKUP 3/4 TON, F-250 / SUPERDUTY Extended Cab Pickup, RWD			
R	73-74	PICKUP 3/4 TON, F-250 / SUPERDUTY RWD			
R	65-72	PICKUP 3/4 TON, F-250 / SUPERDUTY All RWD			
R	69-74	VAN 1 TON, ECONOLINE / CLUB WAGON / SUPERDUTY All			
R	69-74	VAN 3/4 TON, ECONOLINE / CLUB WAGON / SUPERDUTY All			

43140		A		141150	
R	61-62	CHEVROLET VAN 1 TON, P SERIES All			
R	61-62	VAN 3/4 TON, P SERIES All			
43163		A			
R	91-02	CHEVROLET C3500HD All Solid Front Axle			
R	88-90	PICKUP 1 TON, C35/3500 Extended Cab Pickup Exc. HD Straight Front Axle			
R	88-90	PICKUP 1 TON, C35/3500 Standard Cab Pickup Exc. HD Straight Front Axle			
R	88-00	PICKUP 1 TON, K35 / K3500 All			
R	88-00	PICKUP 3/4 TON, C25 / C2500 All			
R	88-00	PICKUP 3/4 TON, K25 / K2500 All			
R	91-00	GMC PICKUP 1 TON, C35/3500 All HD Solid Front Axle			
R	88-90	PICKUP 1 TON, C35/3500 Extended Cab Pickup Exc. HD Straight Front Axle			
R	88-90	PICKUP 1 TON, C35/3500 Standard Cab Pickup Exc. HD Straight Front Axle			
R	88-00	PICKUP 1 TON, K35 / K3500 All			
R	88-00	PICKUP 3/4 TON, C25 / C2500 All			
R	88-00	PICKUP 3/4 TON, K25 / K2500 All			

34052		B		140126	
F	72-93	DODGE PICKUP 3/4 TON, D200 SERIES All Exc. Heavy Duty Package			
F	99-03	VAN 1 TON, A / B SERIES / RAM All			
F	71-98	VAN 1 TON, A / B SERIES / RAM All Exc. 4000# Front Axle			
F	71-03	VAN 3/4 TON, A / B SERIES / RAM All			
F	78-80	VAN, CB300 All Exc. 4000# Front Axle			
F	74-77	VAN, CB300 All Up through 8300# GVW			
F	74-83	PLYMOUTH VAN 1 TON, PB SERIES All Exc. 4000# Front Axle			
F	74-83	VAN 3/4 TON, PB SERIES All			

34058		B		140780	
F	75-79	FORD PICKUP 1 TON, F-350 / SUPERDUTY RWD RWD, 4WD Quad Suspension Rearward of Front Axle			
F	73-74	PICKUP 1 TON, F-350 / SUPERDUTY All RWD, 4WD Quad Suspension Rearward of Front Axle			

43085		D		140724	
R	99-03	DODGE VAN 1 TON, A / B SERIES / RAM All			
R	95-98	VAN 1 TON, A / B SERIES / RAM All Exc. 4000# Front Axle			
R	71-94	VAN 1 TON, A / B SERIES / RAM All			
R	71-03	VAN 3/4 TON, A / B SERIES / RAM All			
R	74-80	VAN, CB300 All			

43167		A			
R	97	FORD F-250 HD RWD			
R	80-97	PICKUP 1 TON, F-350 / SUPERDUTY RWD Exc. Dual Rear Wheels			
R	97	PICKUP 3/4 TON, F-250 / SUPERDUTY RWD Over 8500# GVW			
R	80-96	PICKUP 3/4 TON, F-250 / SUPERDUTY RWD			
R	97	PICKUP, F-450 SUPERDUTY All			

Numerical listing

Rear Load Carrier, HiJackers, Ultra Struts, Ultra ReadyMount

Numerical listing

Shock	POP	Alternative No.	MTG Acc. Supplied
Pos.	Year	Application	
43180 A 141099			
R	96-22	CHEVROLET VAN 1 TON, G / EXPRESS All	
R	03-22	VAN 3/4 TON, G / EXPRESS All	
R	96-02	VAN 3/4 TON, G / EXPRESS All Exc. 8600# GVW	
R	96-22	GMC VAN 1 TON, G / SAVANA All	
R	03-22	VAN 3/4 TON, G / SAVANA All	
R	96-02	VAN 3/4 TON, G / SAVANA All Exc. 8600# GVW	
43181 A			
R	11-22	CHEVROLET PICKUP 1 TON, SILVERADO 3500 HD All	
R	11-22	PICKUP 3/4 TON, SILVERADO 2500 HD All	
R	94-02	DODGE PICKUP 1 TON, RAM 3500 (SEE RAM 3500) RWD Exc. Solid Front Axle	
R	11-22	GMC SIERRA 2500 HD All	
R	11-22	SIERRA 3500 HD All	
R	14-20	RAM 3500 (SEE DODGE RAM 3500) 4WD	
HiJackers			
49107 D 141099			
R	67-72	CHEVROLET PICKUP 3/4 TON, C20 All Coil(RearSpringType)	
R	67-72	GMC PICKUP 3/4 TON, C25 / C2500 All Coil(RearSpringType)	
49127 D 140739,141137,141099			
R	75-79	FORD PICKUP 1 TON, F-350 / SUPERDUTY Standard Cab Pickup, RWD	
R	73-74	PICKUP 1 TON, F-350 / SUPERDUTY Standard Cab Pickup RWD	
R	75-79	PICKUP 3/4 TON, F-250 / SUPERDUTY Cab & Chassis, RWD	
R	75-79	PICKUP 3/4 TON, F-250 / SUPERDUTY Extended Cab Pickup, RWD	
R	65-69	PICKUP 3/4 TON, F-250 / SUPERDUTY All Supercab	
R	69-74	VAN 1 TON, ECONOLINE / CLUB WAGON / SUPERDUTY All	
R	69-74	VAN 3/4 TON, ECONOLINE / CLUB WAGON / SUPERDUTY All	
49149 W 141099			
R	72-93	DODGE PICKUP 1 TON, D300 SERIES All	
R	82-93	PICKUP 3/4 TON, D200 SERIES All	
R	81	PICKUP 3/4 TON, D200 SERIES All Exc. Heavy Duty Package	
R	72-80	PICKUP 3/4 TON, D200 SERIES All	
49155 A 140702,141099			
R	75-86	CHEVROLET PICKUP 3/4 TON, C20 Standard Cab Pickup	
R	73-74	PICKUP 3/4 TON, C20 All Standard Cab Pickup	
R	81-86	PICKUP 3/4 TON, K20 All Standard Suspension; Exc. Lift Kit	
R	73-80	PICKUP 3/4 TON, K20 All Exc. Lift Kit	
R	87	PICKUP 3/4 TON, R20 Standard Cab Pickup	
R	87	PICKUP 3/4 TON, V20 All	
R	73-78	VAN 3/4 TON, P SERIES All	
R	75-86	GMC PICKUP 3/4 TON, C25 / C2500 Cab & Chassis	
R	75-86	PICKUP 3/4 TON, C25 / C2500 Standard Cab Pickup	
R	73-74	PICKUP 3/4 TON, C25 / C2500 All	
R	73-86	PICKUP 3/4 TON, K25 / K2500 All Exc. Quad Suspension and Lift Kit	
R	88-89	PICKUP 3/4 TON, R2500 All Exc. Crew Cab & Bonus Cab	
R	87	PICKUP 3/4 TON, R2500 Cab & Chassis Exc. Crew Cab & Bonus Cab	
R	87	PICKUP 3/4 TON, R2500 Standard Cab Pickup Exc. Crew Cab & Bonus Cab	
R	87	PICKUP 3/4 TON, V2500 All Exc. Lift Kit	
R	73-78	VAN 3/4 TON, P SERIES All	
49162 W 141058,141099			
R	67-72	CHEVROLET PICKUP 3/4 TON, C20 All Leaf(RearSpringType)	
R	63-66	PICKUP 3/4 TON, C20 All	
R	76-77	VAN 1 TON, G / EXPRESS All	

Shock	POP	Alternative No.	MTG Acc. Supplied
Pos.	Year	Application	
49162 W (cont) 141058,141099			
R	75	VAN 1 TON, G / EXPRESS 110.0 / 279.4 (WheelBase)	
R	75	VAN 1 TON, G / EXPRESS 125.0 / 317.5 (WheelBase)	
R	71-74	VAN 1 TON, G / EXPRESS All	
R	68-72	VAN 1 TON, P SERIES All Exc. 11,000# Rear Axle Air hose kit included	
R	67-77	VAN 3/4 TON, G / EXPRESS All	
R	68-72	VAN 3/4 TON, P SERIES All	
R	67-72	GMC PICKUP 1 TON, C35/3500 All Exc. 11,000# Rear Axle Air hose kit included	
R	67-72	PICKUP 3/4 TON, C25 / C2500 All Leaf(RearSpringType)	
R	76-77	VAN 1 TON, G / SAVANA All	
R	75	VAN 1 TON, G / SAVANA 110.0 / 279.4 (WheelBase)	
R	75	VAN 1 TON, G / SAVANA 125.0 / 317.5 (WheelBase)	
R	71-74	VAN 1 TON, G / SAVANA All Exc. 146" Wheelbase Air hose kit included	
R	68-72	VAN 1 TON, P SERIES All Exc. 11,000# Rear Axle Air hose kit included	
R	67-77	VAN 3/4 TON, G / SAVANA All	
R	68-72	VAN 3/4 TON, P SERIES All	
49173 W 140126,141099			
R	75-79	FORD PICKUP 1 TON, F-350 / SUPERDUTY Cab & Chassis, RWD	
R	75-79	PICKUP 1 TON, F-350 / SUPERDUTY Extended Cab Pickup, RWD	
R	74	PICKUP 1 TON, F-350 / SUPERDUTY RWD Extended Cab & Chassis Cab Air hose kit included	
R	75-79	PICKUP 3/4 TON, F-250 / SUPERDUTY Standard Cab Pickup, RWD	
R	71-74	PICKUP 3/4 TON, F-250 / SUPERDUTY All RWD; Exc. Extended Cab & Chassis Cab	
49178 B 140126,141099			
R	79	FORD PICKUP 1 TON, F-350 / SUPERDUTY 4WD	
R	77-79	PICKUP 3/4 TON, F-250 / SUPERDUTY Cab & Chassis, 4WD All From Serial No. Y20001	
R	77-79	PICKUP 3/4 TON, F-250 / SUPERDUTY Standard Cab Pickup, 4WD All From Serial No. Y20001	
R	21-22	VAN 1 TON, ECONOLINE / CLUB WAGON / SUPERDUTY All	
R	77-19	VAN 1 TON, ECONOLINE / CLUB WAGON / SUPERDUTY All	
R	07	VAN 1 TON, ECONOLINE / CLUB WAGON / SUPERDUTY All Exc. Cutaway Chassis Air hose kit included	
R	75-91	VAN 1 TON, ECONOLINE / CLUB WAGON / SUPERDUTY All Exc. Cutaway Chassis Air hose kit included	
R	75-14	VAN 3/4 TON, ECONOLINE / CLUB WAGON / SUPERDUTY All	
49212 B 141099			
R	78-95	CHEVROLET VAN 1 TON, G / EXPRESS Cutaway Van	
R	78-95	VAN 3/4 TON, G / EXPRESS All Exc. 8600# GVW	
R	99-03	DODGE VAN 1 TON, A / B SERIES / RAM All	
R	95-98	VAN 1 TON, A / B SERIES / RAM All Exc. 4000# Front Axle Air hose kit included	
R	71-94	VAN 1 TON, A / B SERIES / RAM All	
R	71-03	VAN 3/4 TON, A / B SERIES / RAM All	
R	78-80	VAN, CB300 All	
R	77	VAN, CB300 All Over 8300# GVW Air hose kit included	
R	75-76	VAN, CB300 All	
R	74	VAN, CB300 All Over 8300# GVW Air hose kit included	
R	85-95	GMC VAN 1 TON, G / SAVANA Extended Cargo Van	
R	85-95	VAN 1 TON, G / SAVANA Extended Passenger Van	
R	79-95	VAN 1 TON, G / SAVANA Standard Cargo Van	

Shock	POP	Alternative No.	MTG Acc. Supplied
Pos.	Year	Application	
49212 B (cont) 141099			
R	79-95	VAN 1 TON, G / SAVANA Standard Passenger Van	
R	78	VAN 1 TON, G / SAVANA Cutaway Van	
R	78-95	VAN 3/4 TON, G / SAVANA All Exc. 8600# GVW	
R	74-83	PLYMOUTH VAN 1 TON, PB SERIES All	
R	74-83	VAN 3/4 TON, PB SERIES All	
49218 A 141099			
R	97-00	CHEVROLET PICKUP 1 TON, C35/3500 All Exc. HD Straight Front Axle Air hose kit included	
R	96	PICKUP 1 TON, C35/3500 All	
R	91-95	PICKUP 1 TON, C35/3500 All Exc. HD Straight Front Axle Air hose kit included	
R	88-90	PICKUP 1 TON, C35/3500 Extended Cab Pickup Exc. HD Straight Front Axle Air hose kit included	
R	88-90	PICKUP 1 TON, C35/3500 Standard Cab Pickup Exc. HD Straight Front Axle Air hose kit included	
R	88-00	PICKUP 1 TON, K35 / K3500 All	
R	88-00	PICKUP 3/4 TON, C25 / C2500 All	
R	88-00	PICKUP 3/4 TON, K25 / K2500 All	
R	92-00	GMC PICKUP 1 TON, C35/3500 Cab & Chassis Exc. HD Straight Front Axle Air hose kit included	
R	88-91	PICKUP 1 TON, C35/3500 All Exc. HD Straight Front Axle Air hose kit included	
R	88-00	PICKUP 1 TON, K35 / K3500 All	
R	88-00	PICKUP 3/4 TON, C25 / C2500 All	
R	88-00	PICKUP 3/4 TON, K25 / K2500 All	
49231 A 141099			
R	96-02	CHEVROLET VAN 1 TON, G / EXPRESS All	
R	96-02	VAN 3/4 TON, G / EXPRESS All Exc. 8600# GVW	
R	96-02	GMC VAN 1 TON, G / SAVANA All	
R	96-02	VAN 3/4 TON, G / SAVANA All Exc. 8600# GVW	
49235 A 141099			
R	94-02	DODGE PICKUP 1 TON, RAM 3500 (SEE RAM 3500) RWD Exc. Solid Front Axle Air hose kit included	
R	94-02	PICKUP 3/4 TON, RAM 2500 (SEE RAM 2500) All Exc. 8800# GVW	
49237 W 142700,141099			
R	97-99	FORD PICKUP 3/4 TON, F-250 / SUPERDUTY RWD Up through 8500# GVW	
49310 C 140788,141099			
R	68	INTERNATIONAL 1200C All Exc. 166" Wheelbase	
R	68	1300C All Exc. 166" Wheelbase Air hose kit included	
R	68-72	M1100 / M1200 All	
R	69	M1400 All	
Ultra Struts			
G56778 W 143172			
F	03-06	DODGE SPRINTER 2500 All	
F	03-06	SPRINTER 3500 All	
F	02-06	FREIGHTLINER SPRINTER 2500 All	
G511124			
F	12-19	NISSAN NV1500 All	
Ultra ReadyMount			
G57800 A			
F	14-22	RAM PROMASTER 1500 All Left	
F	14-22	PROMASTER 2500 All Left	
F	14-22	PROMASTER 3500 All Left	
G57801 A			
F	14-22	RAM PROMASTER 1500 All Right	
F	14-22	PROMASTER 2500 All Right	
F	14-22	PROMASTER 3500 All Right	
G57802 N			
F	07-09	DODGE SPRINTER 2500 All	
F	07-09	SPRINTER 3500 All	
F	07-18	FREIGHTLINER SPRINTER 2500 All	
F	07-18	SPRINTER 3500 All	

Numerical listing

Ultra ReadyMount, LTV Severe Duty, Ultra Truck Shock

Numerical listing

Shock	POP	Alternative No.	MTG Acc. Supplied
Pos.	Year	Application	

G57802	N	(cont)	
F 10-18	MERCEDES-BENZ	SPRINTER 2500 All	
F 10-18		SPRINTER 3500 All	

G57816	N		
F 15-22	FORD	TRANSIT-150 All	
F 15-22		TRANSIT-250 All	
F 15-22		TRANSIT-350 All	

LTV Severe Duty

58357	D		
F 78-96	CHEVROLET	VAN 1 TON, G / EXPRESS All	
F 96		VAN 1 TON, G / EXPRESS Cutaway Van	
F 75		VAN 1 TON, G / EXPRESS 146.0 / 370.8 (WheelBase)	
F 71-74		VAN 1 TON, G / EXPRESS All	
F 78-95		VAN 3/4 TON, G / EXPRESS All Exc. 8600# GVW	
F 70-77		VAN 3/4 TON, G / EXPRESS All	
F 76-96	GMC	VAN 1 TON, G / SAVANA All	
F 75		VAN 1 TON, G / SAVANA 110.0 / 279.4 (WheelBase)	
F 75		VAN 1 TON, G / SAVANA 125.0 / 317.5 (WheelBase)	
F 71-74		VAN 1 TON, G / SAVANA All	
F 78-95		VAN 3/4 TON, G / SAVANA All Exc. 8600# GVW	
F 71-77		VAN 3/4 TON, G / SAVANA All	
F 70		VAN 3/4 TON, G / SAVANA All Independent Front Suspension	

58359	W	140126	
F 72-93	DODGE	PICKUP 3/4 TON, D200 SERIES All Exc. Heavy Duty Package	
F 99-03		VAN 1 TON, A / B SERIES / RAM All	
F 71-98		VAN 1 TON, A / B SERIES / RAM All Exc. 4000# Front Axle	
F 71-03		VAN 3/4 TON, A / B SERIES / RAM All	
F 78-80		VAN, CB300 All Exc. 4000# Front Axle	
F 74-77		VAN, CB300 All Up through 8300# GVW	
F 74-83	PLYMOUTH	VAN 1 TON, PB SERIES All Exc. 4000# Front Axle	
F 74-83		VAN 3/4 TON, PB SERIES All	

58403			
R 79-95	CHEVROLET	VAN 1 TON, G / EXPRESS Cutaway Van	
F 85		VAN 1 TON, P SERIES All Motorhome Chassis w/ I-Beam Front Suspension	
R 79-95	GMC	VAN 1 TON, G / SAVANA Cutaway Van	
F 85		VAN 1 TON, P SERIES All Motorhome Chassis w/ I-Beam Front Suspension	

58412	A		
R 77-86	CHEVROLET	PICKUP 1 TON, K30 All	
R 90-91		PICKUP 1 TON, R3500 All	
R 89		PICKUP 1 TON, R3500 Cab & Chassis	
R 89		PICKUP 1 TON, R3500 Crew Cab Pickup	
R 08-09		PICKUP 1 TON, SILVERADO 3500 All	
R 01-06		PICKUP 1 TON, SILVERADO 3500 All	
R 07-10		PICKUP 1 TON, SILVERADO 3500 HD All	
R 87-88		PICKUP 1 TON, V30 All	
R 89-91		PICKUP 1 TON, V3000 / V3500 All	
R 99-08		PICKUP 3/4 TON, SILVERADO 2500 All	
R 08-10		PICKUP 3/4 TON, SILVERADO 2500 HD All	
R 01-06		PICKUP 3/4 TON, SILVERADO 2500 HD All	
R 07		SILVERADO 2500 HD CLASSIC All	
R 07		SILVERADO 3500 CLASSIC All	
R 77-86	GMC	PICKUP 1 TON, K35 / K3500 All	
R 87-91		PICKUP 1 TON, V3000 / V3500 All	
R 99-04		SIERRA 2500 All	
R 01-10		SIERRA 2500 HD All	
R 07		SIERRA 2500 HD CLASSIC All	
R 01-06		SIERRA 3500 All	
R 07		SIERRA 3500 CLASSIC All	

Shock	POP	Alternative No.	MTG Acc. Supplied
Pos.	Year	Application	

58412	A	(cont)	
R 07-10	SIERRA	3500 HD All	

58488	A		
R 91-02	CHEVROLET	C3500HD All Solid Front Axle	
R 88-90		PICKUP 1 TON, C35/3500 Extended Cab Pickup Exc. HD Straight Front Axle	
R 88-90		PICKUP 1 TON, C35/3500 Standard Cab Pickup Exc. HD Straight Front Axle	
R 88-00		PICKUP 1 TON, K35 / K3500 All	
R 88-00		PICKUP 3/4 TON, C25 / C2500 All	
R 88-00		PICKUP 3/4 TON, K25 / K2500 All	
R 91-02	GMC	C3500HD All Solid Front Axle	
R 98-99		PICKUP 1 TON, C35/3500 Cab & Chassis HD Solid Front Axle	
R 88-97		PICKUP 1 TON, C35/3500 All HD Solid Front Axle	
R 88-00		PICKUP 1 TON, K35 / K3500 All	
R 88-00		PICKUP 3/4 TON, C25 / C2500 All	
R 88-00		PICKUP 3/4 TON, K25 / K2500 All	

58489	A	141537	
F 92-00	CHEVROLET	PICKUP 1 TON, C35/3500 Crew Cab Pickup Exc. HD Straight Front Axle	
F 88-00		PICKUP 1 TON, C35/3500 Extended Cab Pickup Exc. HD Straight Front Axle	
F 88-00		PICKUP 1 TON, C35/3500 Standard Cab Pickup Exc. HD Straight Front Axle	
F 88-00		PICKUP 3/4 TON, C25 / C2500 All	
F 92-00	GMC	PICKUP 1 TON, C35/3500 Crew Cab Pickup Exc. HD Straight Front Axle	
F 88-00		PICKUP 1 TON, C35/3500 Extended Cab Pickup Exc. HD Straight Front Axle	
F 88-00		PICKUP 1 TON, C35/3500 Standard Cab Pickup Exc. HD Straight Front Axle	
F 88-00		PICKUP 3/4 TON, C25 / C2500 All	

58609	A	140780	
F 88-00	CHEVROLET	PICKUP 1 TON, K35 / K3500 All	
F 88-00		PICKUP 3/4 TON, K25 / K2500 All	
F 88-00	GMC	PICKUP 1 TON, K35 / K3500 All	
F 88-00		PICKUP 3/4 TON, K25 / K2500 All	

58622	D	142617	
F 00-02	FORD	E-450 ECONOLINE SUPER DUTY All	
F 21-22		VAN 1 TON, ECONOLINE / CLUB WAGON / SUPERDUTY All	
F 99-19		VAN 1 TON, ECONOLINE / CLUB WAGON / SUPERDUTY All	
F 04-11		VAN 1 TON, ECONOLINE / CLUB WAGON / SUPERDUTY All Exc. Cutaway Chassis	
F 07-08		VAN 1 TON, ECONOLINE / CLUB WAGON / SUPERDUTY All Cutaway Chassis	
F 92-05		VAN 1 TON, ECONOLINE / CLUB WAGON / SUPERDUTY All Cutaway Chassis	
F 92-14		VAN 3/4 TON, ECONOLINE / CLUB WAGON / SUPERDUTY All	

58623	D	142617	
R 00-02	FORD	E-450 ECONOLINE SUPER DUTY All	
R 21-22		VAN 1 TON, ECONOLINE / CLUB WAGON / SUPERDUTY All	
R 04-19		VAN 1 TON, ECONOLINE / CLUB WAGON / SUPERDUTY All Exc. Cutaway Chassis	
R 99-19		VAN 1 TON, ECONOLINE / CLUB WAGON / SUPERDUTY All	
R 07-08		VAN 1 TON, ECONOLINE / CLUB WAGON / SUPERDUTY All Cutaway Chassis	
R 92-05		VAN 1 TON, ECONOLINE / CLUB WAGON / SUPERDUTY All Cutaway Chassis	
R 92-14		VAN 3/4 TON, ECONOLINE / CLUB WAGON / SUPERDUTY All	

58638	A		
R 09-22	CHEVROLET	EXPRESS 4500 All	
R 10-12		VAN 1 TON, G / EXPRESS All	
R 03-06		VAN 1 TON, G / EXPRESS All	

Shock	POP	Alternative No.	MTG Acc. Supplied
Pos.	Year	Application	

58638	A	(cont)	
R 07-09		VAN 3/4 TON, G / EXPRESS All	
R 96-02		VAN 3/4 TON, G / EXPRESS All Exc. 8600# GVW	
R 96-02	GMC	VAN 1 TON, G / SAVANA All Exc. 8600# GVW	
R 96-02		VAN 3/4 TON, G / SAVANA All Exc. 8600# GVW	

58662	C		
R 94-02	DODGE	PICKUP 1 TON, RAM 3500 (SEE RAM 3500) RWD Exc. Solid Front Axle	
R 94-02		PICKUP 3/4 TON, RAM 2500 (SEE RAM 2500) All Exc. 8800# GVW	

58714	W	142731	
F 96-99	FORD	PICKUP 3/4 TON, F-250 / SUPERDUTY RWD Up through 8500# GVW	

58807	C	142617	
F 13-16	FORD	PICKUP 1 TON, F-350 / SUPERDUTY All	
F 99-16		PICKUP 1 TON, F-350 / SUPERDUTY RWD	
F 99-16		PICKUP 3/4 TON, F-250 / SUPERDUTY RWD	

58808	W		
R 99-04	FORD	PICKUP 1 TON, F-350 / SUPERDUTY RWD	
R 99-04		PICKUP 3/4 TON, F-250 / SUPERDUTY RWD	

58809	C		
F 99-04	FORD	PICKUP 1 TON, F-350 / SUPERDUTY 4WD	
F 99-04		PICKUP 3/4 TON, F-250 / SUPERDUTY 4WD	
F 99-04		PICKUP, F-450 SUPERDUTY All	
F 99-04		PICKUP, F-550 SUPERDUTY All	

58810	D		
R 99-04	FORD	PICKUP 1 TON, F-350 / SUPERDUTY 4WD	
R 99-04		PICKUP 3/4 TON, F-250 / SUPERDUTY 4WD	

58817	A	141665	
F 01-09	CHEVROLET	PICKUP 1 TON, SILVERADO 3500 All	
F 07-10		PICKUP 1 TON, SILVERADO 3500 HD All	
F 05-08		PICKUP 3/4 TON, SILVERADO 2500 All	
F 99-04		PICKUP 3/4 TON, SILVERADO 2500 4WD	
F 01-10		PICKUP 3/4 TON, SILVERADO 2500 HD All 9200# GVW	
F 07		SILVERADO 2500 HD CLASSIC All 9200# GVW	
F 07		SILVERADO 3500 CLASSIC All 9200# GVW	
F 99-04	GMC	SIERRA 2500 All	
F 01-10		SIERRA 2500 HD All	
F 01-06		SIERRA 3500 All	
F 07		SIERRA 3500 CLASSIC All	
F 07-10		SIERRA 3500 HD Torsion Bar (FrontSpringType)	

58944			
F 07-12	FORD	PICKUP, F-450 SUPERDUTY All	
F 10-12		PICKUP, F-550 SUPERDUTY All	

Ultra Truck Shock

G63183	D		
R 74	DODGE	M300 All	
F 81-93		PICKUP 1 TON, W300 SERIES All Exc. Quad Suspension and Lift Kit	
F 61-80		PICKUP 1 TON, W300 SERIES All	
F 61-71		PICKUP 1 TON, W300 SERIES All	
F 90-93		PICKUP 3/4 TON, W200 SERIES Extended Cab Pickup Exc. Lift Kit	
F 88-93		PICKUP 3/4 TON, W200 SERIES Cab & Chassis Exc. Lift Kit	
F 81-93		PICKUP 3/4 TON, W200 SERIES Standard Cab Pickup Exc. Lift Kit	
F 86		PICKUP 3/4 TON, W200 SERIES Cab & Chassis Exc. Lift Kit	
F 81-83		PICKUP 3/4 TON, W200 SERIES Cab & Chassis Exc. Lift Kit	
F 81-82		PICKUP 3/4 TON, W200 SERIES Extended Cab Pickup Exc. Lift Kit	
F 69-80		PICKUP 3/4 TON, W200 SERIES All	

Numerical listing

Shock	POP	Alternative No.	MTG Acc. Supplied
Pos.	Year	Application	
G63183 D (cont)			
F	61-67	PICKUP 3/4 TON, W200 SERIES All	
F	78-80	RD200 All	
G63306 C			
R	63-72	CHEVROLET PICKUP 3/4 TON, C20 All	
R	76-77	VAN 1 TON, G / EXPRESS All	
R	75	VAN 1 TON, G / EXPRESS 110.0 / 279.4 (WheelBase)	
R	75	VAN 1 TON, G / EXPRESS 125.0 / 317.5 (WheelBase)	
R	71-74	VAN 1 TON, G / EXPRESS All	
R	68-72	VAN 1 TON, P SERIES All Exc. 11,000# Rear Axle	
R	67-77	VAN 3/4 TON, G / EXPRESS All	
R	68-72	VAN 3/4 TON, P SERIES All	
R	67-72	GMC PICKUP 1 TON, C35/3500 All Exc. 11,000# Rear Axle	
R	72	PICKUP 3/4 TON, C25 / C2500 All Leaf(RearSpringType)	
R	71	PICKUP 3/4 TON, C25 / C2500 All	
R	67-70	PICKUP 3/4 TON, C25 / C2500 All Leaf(RearSpringType)	
R	76-77	VAN 1 TON, G / SAVANA All	
R	75	VAN 1 TON, G / SAVANA 110.0 / 279.4 (WheelBase)	
R	75	VAN 1 TON, G / SAVANA 125.0 / 317.5 (WheelBase)	
R	71-74	VAN 1 TON, G / SAVANA All	
R	68-72	VAN 1 TON, P SERIES All Exc. 11,000# Rear Axle	
R	67-77	VAN 3/4 TON, G / SAVANA All	
R	68-72	VAN 3/4 TON, P SERIES All	
G63347 C			
F	69-86	CHEVROLET PICKUP 3/4 TON, K20 All Exc. Lift Kit	
F	87	PICKUP 3/4 TON, V20 All Exc. Quad Suspension and Lift Kit	
F	69-86	GMC PICKUP 3/4 TON, K25 / K2500 All Exc. Quad Suspension and Lift Kit	
F	87	PICKUP 3/4 TON, V2500 All Exc. Lift Kit	
G63349 A 140357			
R	75-86	CHEVROLET PICKUP 3/4 TON, C20 Standard Cab Pickup	
R	75-86	PICKUP 3/4 TON, K20 All Exc. Lift Kit	
R	87	PICKUP 3/4 TON, R20 Standard Cab Pickup	
R	87	PICKUP 3/4 TON, V20 All Exc. Quad Suspension and Lift Kit	
R	73-78	VAN 3/4 TON, P SERIES All	
R	75-86	GMC PICKUP 3/4 TON, C25 / C2500 Cab & Chassis	
R	75-86	PICKUP 3/4 TON, C25 / C2500 Standard Cab Pickup	
R	73-74	PICKUP 3/4 TON, C25 / C2500 All Exc. Crew Cab & Bonus Cab	
R	73-86	PICKUP 3/4 TON, K25 / K2500 All Exc. Lift Kit	
R	88-89	PICKUP 3/4 TON, R2500 All Exc. Crew Cab & Bonus Cab	
R	87	PICKUP 3/4 TON, R2500 Cab & Chassis Exc. Crew Cab & Bonus Cab	
R	87	PICKUP 3/4 TON, R2500 Standard Cab Pickup Exc. Crew Cab & Bonus Cab	
R	87	PICKUP 3/4 TON, V2500 All Exc. Lift Kit	
R	73-78	VAN 3/4 TON, P SERIES All	
G63350 C 140126			
R	75-79	FORD PICKUP 1 TON, F-350 / SUPERDUTY Extended Cab Pickup, RWD	
R	67-74	PICKUP 1 TON, F-350 / SUPERDUTY All Extended Cab	
R	75-79	PICKUP 3/4 TON, F-250 / SUPERDUTY Cab & Chassis, RWD	
R	75-79	PICKUP 3/4 TON, F-250 / SUPERDUTY Standard Cab Pickup, RWD	
R	65-74	PICKUP 3/4 TON, F-250 / SUPERDUTY All Exc. Supercab	
G63353 D			
R	72-93	DODGE PICKUP 1 TON, D300 SERIES All	
R	72-93	PICKUP 3/4 TON, D200 SERIES All	

Ultra Truck Shock

Shock	POP	Alternative No.	MTG Acc. Supplied
Pos.	Year	Application	
G63355 A 140702			
F	75-86	CHEVROLET PICKUP 1 TON, C30 All	
F	88-91	PICKUP 1 TON, C35/3500 Cab & Chassis Exc. HD Solid Front Axle	
F	87-88	PICKUP 1 TON, R30 All	
F	89	PICKUP 1 TON, R3500 Standard Cab Pickup	
F	63-86	PICKUP 3/4 TON, C20 All	
F	87-88	PICKUP 3/4 TON, R20 All	
F	89	PICKUP 3/4 TON, R2500 All	
F	68-90	VAN 1 TON, P SERIES All Cutaway Chassis	
F	68-89	VAN 3/4 TON, P SERIES All	
F	88-90	GMC PICKUP 1 TON, C35/3500 Cab & Chassis Exc. HD Solid Front Axle	
F	67-78	PICKUP 1 TON, C35/3500 All	
F	87-91	PICKUP 1 TON, R3500 All	
F	85-86	PICKUP 3/4 TON, C25 / C2500 Crew Cab Pickup	
F	75-86	PICKUP 3/4 TON, C25 / C2500 Cab & Chassis	
F	75-86	PICKUP 3/4 TON, C25 / C2500 Standard Cab Pickup	
F	75-83	PICKUP 3/4 TON, C25 / C2500 Crew Cab Pickup	
F	67-74	PICKUP 3/4 TON, C25 / C2500 All	
F	87-89	PICKUP 3/4 TON, R2500 All Exc. Crew Cab & Bonus Cab	
F	66	PICKUP 2500 SERIES All	
F	75-90	VAN 1 TON, P SERIES All Cutaway Chassis	
F	73-74	VAN 1 TON, P SERIES Base Cutaway Chassis	
F	68-72	VAN 1 TON, P SERIES All	
F	68-89	VAN 3/4 TON, P SERIES All	
G63357 C			
F	76-96	CHEVROLET VAN 1 TON, G / EXPRESS All	
F	75	VAN 1 TON, G / EXPRESS 146.0 / 370.8 (WheelBase)	
F	71-74	VAN 1 TON, G / EXPRESS All	
F	71-95	VAN 3/4 TON, G / EXPRESS All	
F	70	VAN 3/4 TON, G / EXPRESS All Independent Front Suspension	
F	76-95	GMC VAN 1 TON, G / SAVANA All	
F	75	VAN 1 TON, G / SAVANA 146.0 / 370.8 (WheelBase)	
F	71-74	VAN 1 TON, G / SAVANA All	
F	78-95	VAN 3/4 TON, G / SAVANA All Exc. 8600# GVW	
F	71-77	VAN 3/4 TON, G / SAVANA All	
F	70	VAN 3/4 TON, G / SAVANA All Independent Front Suspension	
G63359 C 140126			
F	72-93	DODGE PICKUP 3/4 TON, D200 SERIES All Exc. Heavy Duty Package	
F	99-03	VAN 1 TON, A / B SERIES / RAM All	
F	71-98	VAN 1 TON, A / B SERIES / RAM All Exc. 4000# Front Axle	
F	81-03	VAN 3/4 TON, A / B SERIES / RAM All	
F	71-80	VAN 3/4 TON, A / B SERIES / RAM All Exc. 4000# Front Axle	
F	74-80	VAN, CB300 All Exc. 4000# Front Axle	
F	74-83	PLYMOUTH VAN 1 TON, PB SERIES All Exc. 4000# Front Axle	
F	74-83	VAN 3/4 TON, PB SERIES All	
G63360 D 140126			
F	72-93	DODGE PICKUP 1 TON, D300 SERIES All Heavy Duty Package	
F	72-93	PICKUP 3/4 TON, D200 SERIES All Heavy Duty Package	
F	71-93	VAN 1 TON, A / B SERIES / RAM All 4000# Front Axle	
F	74-80	VAN, CB300 All 4000# Front Axle	
F	74-83	PLYMOUTH VAN 1 TON, PB SERIES All 4000# Front Axle	
G63366 A			
R	75-86	CHEVROLET PICKUP 1 TON, C30 All	
R	88-91	PICKUP 1 TON, C35/3500 Cab & Chassis Exc. HD Solid Front Axle	
R	87-88	PICKUP 1 TON, R30 All	
R	89	PICKUP 1 TON, R3500 Standard Cab Pickup	
R	75-86	PICKUP 3/4 TON, C20 Crew Cab Pickup	

Numerical listing

Shock	POP	Alternative No.	MTG Acc. Supplied
Pos.	Year	Application	
G63366 A (cont)			
R	87-88	PICKUP 3/4 TON, R20 Crew Cab Pickup	
R	89	PICKUP 3/4 TON, R2500 All	
R	73-99	VAN 1 TON, P SERIES All	
R	79-89	VAN 3/4 TON, P SERIES All	
R	88-91	GMC PICKUP 1 TON, C35/3500 Cab & Chassis Exc. HD Solid Front Axle	
R	73-78	PICKUP 1 TON, C35/3500 All	
R	87-91	PICKUP 1 TON, R3500 All	
R	85-86	PICKUP 3/4 TON, C25 / C2500 Crew Cab Pickup	
R	75-83	PICKUP 3/4 TON, C25 / C2500 Crew Cab Pickup	
R	73-74	PICKUP 3/4 TON, C25 / C2500 All Crew Cab	
R	87-89	PICKUP 3/4 TON, R2500 Crew Cab Pickup	
R	73-99	VAN 1 TON, P SERIES All	
R	79-89	VAN 3/4 TON, P SERIES All	
G63375 A 140780,142615			
F	96-02	CHEVROLET VAN 1 TON, G / EXPRESS All	
F	96-02	VAN 3/4 TON, G / EXPRESS All Exc. 8600# GVW	
F	96-02	GMC VAN 1 TON, G / SAVANA All	
F	96-02	VAN 3/4 TON, G / SAVANA All Exc. 8600# GVW	
G63377 B 141137			
R	75-79	FORD PICKUP 1 TON, F-350 / SUPERDUTY Standard Cab Pickup, RWD	
R	73-74	PICKUP 1 TON, F-350 / SUPERDUTY All RWD; Supercab	
R	75-79	PICKUP 3/4 TON, F-250 / SUPERDUTY Extended Cab Pickup, RWD	
R	65-74	PICKUP 3/4 TON, F-250 / SUPERDUTY All RWD; Supercab	
R	69-74	VAN 1 TON, ECONOLINE / CLUB WAGON / SUPERDUTY All	
R	69-74	VAN 3/4 TON, ECONOLINE / CLUB WAGON / SUPERDUTY All	
G63386 A 140780			
F	75-79	FORD PICKUP 1 TON, F-350 / SUPERDUTY RWD RWD, 4WD Quad Suspension Rearward of Front Axle, Non Quad Suspension	
F	67-74	PICKUP 1 TON, F-350 / SUPERDUTY All RWD, 4WD Quad Suspension Rearward of Front Axle, Non Quad Suspension	
F	75-79	PICKUP 3/4 TON, F-250 / SUPERDUTY RWD RWD, 4WD Quad Suspension Rearward of Front Axle, Non Quad Suspension	
F	65-74	PICKUP 3/4 TON, F-250 / SUPERDUTY All RWD, 4WD Quad Suspension Rearward of Front Axle, Non Quad Suspension	
F	75-91	VAN 1 TON, ECONOLINE / CLUB WAGON / SUPERDUTY All Cutaway Chassis RWD, 4WD Quad Suspension Rearward of Front Axle, Non Quad Suspension	
F	75-91	VAN 3/4 TON, ECONOLINE / CLUB WAGON / SUPERDUTY All RWD, 4WD Quad Suspension Rearward of Front Axle, Non Quad Suspension	
G63387 D 140126			
R	79	FORD PICKUP 1 TON, F-350 / SUPERDUTY 4WD	
R	77-79	PICKUP 3/4 TON, F-250 / SUPERDUTY Cab & Chassis, 4WD All From Serial No. Y20001	
R	77-79	PICKUP 3/4 TON, F-250 / SUPERDUTY Standard Cab Pickup, 4WD All From Serial No. Y20001	
R	75-91	VAN 1 TON, ECONOLINE / CLUB WAGON / SUPERDUTY All Cutaway Chassis	
R	75-91	VAN 3/4 TON, ECONOLINE / CLUB WAGON / SUPERDUTY All	
G63394			
F	85-99	CHEVROLET VAN 1 TON, P SERIES All Motorhome Chassis w/ Independent Front Suspension	
F	74-84	VAN 1 TON, P SERIES All Motorhome Chassis	

Numerical listing

Shock	POP	Alternative No.	MTG Acc. Supplied
Pos.	Year	Application	
G63394 (cont)			
F	85-99	GMC VAN 1 TON, P SERIES All Motorhome Chassis w/ Independent Front Suspension	
F	75-84	VAN 1 TON, P SERIES All Motorhome Chassis	
F	74	VAN 1 TON, P SERIES Motorhome	
G63403			
R	79-91	CHEVROLET VAN 1 TON, G / EXPRESS All 9200# GVW	
F	85	VAN 1 TON, P SERIES All Motorhome Chassis w/ I-Beam Front Suspension	
R	93-96	GMC VAN 1 TON, G / SAVANA Cutaway Van 9200# GVW	
R	79-91	VAN 1 TON, G / SAVANA Cutaway Van 9200# GVW	
F	85	VAN 1 TON, P SERIES All Motorhome Chassis w/ I-Beam Front Suspension	
G63405 D 140884			
R	61-66	FORD PICKUP 1 TON, F-350 / SUPERDUTY All	
R	61-64	PICKUP 3/4 TON, F-250 / SUPERDUTY All	
F	68-76	PICKUP P350 All Up through 8000# GVW	
F	75-76	PICKUP P400 All Up through 8000# GVW	
F	68	INTERNATIONAL 1200C All Exc. 166" Wheelbase	
R	68	1200C All Exc. 166" Wheelbase	
F	68	1300C All Exc. 166" Wheelbase	
R	68	1300C All Exc. 166" Wheelbase	
R	68-72	M1100 / M1200 All	
R	69	M1400 All	
G63406 B			
R	97	FORD F-250 HD RWD	
R	80-97	PICKUP 1 TON, F-350 / SUPERDUTY RWD Exc. Dual Rear Wheels	
R	97	PICKUP 3/4 TON, F-250 / SUPERDUTY RWD Over 8500# GVW	
R	80-96	PICKUP 3/4 TON, F-250 / SUPERDUTY RWD	
G63409			
R	80-97	FORD PICKUP 1 TON, F-350 / SUPERDUTY RWD Dual Rear Wheels	
R	97	PICKUP, F-450 SUPERDUTY All	
G63410 C 141047			
F	80-81	FORD PICKUP 1 TON, F-350 / SUPERDUTY 4WD	
F	80-82	PICKUP 3/4 TON, F-250 / SUPERDUTY Standard Cab Pickup, 4WD	
G63411			
F	77-86	CHEVROLET PICKUP 1 TON, K30 All	
F	90-91	PICKUP 1 TON, R3500 All	
F	89	PICKUP 1 TON, R3500 Cab & Chassis	
F	89	PICKUP 1 TON, R3500 Crew Cab Pickup	
F	87-88	PICKUP 1 TON, V30 All	
F	89-91	PICKUP 1 TON, V3000 / V3500 All	
F	77-86	GMC PICKUP 1 TON, K35 / K3500 All	
F	87-91	PICKUP 1 TON, V3000 / V3500 All	
G63413 B			
R	85-95	CHEVROLET VAN 1 TON, G / EXPRESS Extended Cargo Van	
R	85-95	VAN 1 TON, G / EXPRESS Extended Passenger Van	
R	78-95	VAN 1 TON, G / EXPRESS Standard Cargo Van	
R	78-95	VAN 1 TON, G / EXPRESS Standard Passenger Van	
R	78	VAN 1 TON, G / EXPRESS Extended Cargo Van	
R	78-95	VAN 3/4 TON, G / EXPRESS All Exc. 8600# GVW	
R	99-03	DODGE VAN 1 TON, A / B SERIES / RAM All	
R	94-98	VAN 1 TON, A / B SERIES / RAM All Exc. 4000# Front Axle	
R	71-93	VAN 1 TON, A / B SERIES / RAM All	

Ultra Truck Shock

Shock	POP	Alternative No.	MTG Acc. Supplied
Pos.	Year	Application	
G63413 B (cont)			
R	71-03	VAN 3/4 TON, A / B SERIES / RAM All	
R	74-80	VAN, CB300 All	
R	85-96	GMC VAN 1 TON, G / SAVANA Extended Cargo Van	
R	85-96	VAN 1 TON, G / SAVANA Extended Passenger Van	
R	79-96	VAN 1 TON, G / SAVANA Standard Cargo Van	
R	79-96	VAN 1 TON, G / SAVANA Standard Passenger Van	
R	78	VAN 1 TON, G / SAVANA Cutaway Van	
R	78-95	VAN 3/4 TON, G / SAVANA All Exc. 8600# GVW	
R	74-83	PLYMOUTH VAN 1 TON, PB SERIES All	
R	74-83	VAN 3/4 TON, PB SERIES All	
G63414 A 140780			
F	97	FORD F-250 HD RWD	
F	80-97	PICKUP 1 TON, F-350 / SUPERDUTY RWD	
F	97	PICKUP 3/4 TON, F-250 / SUPERDUTY RWD Over 8500# GVW	
F	80-96	PICKUP 3/4 TON, F-250 / SUPERDUTY RWD	
G63455 C			
F	97	FORD F-250 HD 4WD	
F	86-97	PICKUP 1 TON, F-350 / SUPERDUTY 4WD	
F	97-98	PICKUP 3/4 TON, F-250 / SUPERDUTY 4WD Over 8500# GVW	
F	87-96	PICKUP 3/4 TON, F-250 / SUPERDUTY 4WD	
G63456			
R	86-97	FORD PICKUP 1 TON, F-350 / SUPERDUTY 4WD Exc. Dual Rear Wheels	
G63461 B			
R	97	FORD F-250 HD 4WD	
R	86-97	PICKUP 1 TON, F-350 / SUPERDUTY 4WD Dual Rear Wheels	
R	82-85	PICKUP 1 TON, F-350 / SUPERDUTY 4WD Clevis Type Lower Front Mount; Exc. Dual Rear Wheels or Lift Kit	
R	80-81	PICKUP 1 TON, F-350 / SUPERDUTY 4WD	
R	97	PICKUP 3/4 TON, F-250 / SUPERDUTY 4WD Over 8500# GVW	
R	86-96	PICKUP 3/4 TON, F-250 / SUPERDUTY 4WD	
R	82-85	PICKUP 3/4 TON, F-250 / SUPERDUTY 4WD Clevis Type Lower Front Mount; Exc. Dual Rear Wheels or Lift Kit	
R	80-81	PICKUP 3/4 TON, F-250 / SUPERDUTY 4WD	
R	99-07	PICKUP, F-450 SUPERDUTY All Models with single or dual rear wheels with 165" or 201" wheel base	
R	99-07	PICKUP, F-550 SUPERDUTY All Models with single or dual rear wheels with 165" or 201" wheel base	
G63488 A			
R	92-00	CHEVROLET PICKUP 1 TON, C35/3500 Crew Cab Pickup Exc. HD Straight Front Axle	
R	92-00	PICKUP 1 TON, C35/3500 Standard Cab Pickup Exc. HD Straight Front Axle	
R	88-00	PICKUP 1 TON, C35/3500 Extended Cab Pickup Exc. HD Straight Front Axle	
R	88-90	PICKUP 1 TON, C35/3500 Standard Cab Pickup Exc. HD Straight Front Axle	
R	88-00	PICKUP 1 TON, K35 / K3500 All	
R	88-00	PICKUP 3/4 TON, C25 / C2500 All	
R	88-00	PICKUP 3/4 TON, K25 / K2500 All	
R	92-00	GMC PICKUP 1 TON, C35/3500 Crew Cab Pickup Exc. HD Straight Front Axle	
R	88-00	PICKUP 1 TON, C35/3500 Extended Cab Pickup Exc. HD Straight Front Axle	

Numerical listing

Shock	POP	Alternative No.	MTG Acc. Supplied
Pos.	Year	Application	
G63488 A (cont)			
R	88-00	PICKUP 1 TON, C35/3500 Standard Cab Pickup Exc. HD Straight Front Axle	
R	88-00	PICKUP 1 TON, K35 / K3500 All	
R	88-00	PICKUP 3/4 TON, C25 / C2500 All	
R	88-00	PICKUP 3/4 TON, K25 / K2500 All	
G63489 A 141277			
F	92-00	CHEVROLET PICKUP 1 TON, C35/3500 Crew Cab Pickup Exc. HD Straight Front Axle	
F	88-00	PICKUP 1 TON, C35/3500 Extended Cab Pickup Exc. HD Straight Front Axle	
F	88-00	PICKUP 1 TON, C35/3500 Standard Cab Pickup Exc. HD Straight Front Axle	
F	88-00	PICKUP 3/4 TON, C25 / C2500 All	
F	92-00	GMC PICKUP 1 TON, C35/3500 Crew Cab Pickup Exc. HD Straight Front Axle	
F	88-00	PICKUP 1 TON, C35/3500 Extended Cab Pickup Exc. HD Straight Front Axle	
F	88-00	PICKUP 1 TON, C35/3500 Standard Cab Pickup Exc. HD Straight Front Axle	
F	88-00	PICKUP 3/4 TON, C25 / C2500 All	
G63605			
F	74	DODGE M300 All	
F	74	M350 All	
G63609 A			
F	88-00	CHEVROLET PICKUP 1 TON, K35 / K3500 All	
F	88-00	PICKUP 3/4 TON, K25 / K2500 All	
F	88-00	GMC PICKUP 1 TON, K35 / K3500 All	
F	88-00	PICKUP 3/4 TON, K25 / K2500 All	
G63610			
F	92	HINO FA15 All Models with O.E.M. Number :	
F	93-97	FA1415 All Models with O.E.M. Number :	
F	98-04	FA1517 All Models with O.E.M. Number :	
F	89-91	FB14 All Models with O.E.M. Number :	
F	92	FB15 All Models with O.E.M. Number :	
F	93-97	FB1715 All Models with O.E.M. Number :	
F	98-04	FB1817 All Models with O.E.M. Number :	
F	05-11	MITSUBISHI FUSO FE145 All Models with O.E.M. Number :	
G63622 A 142617			
F	00-02	FORD E-450 ECONOLINE SUPER DUTY All	
F	99-16	PICKUP 1 TON, F-350 / SUPERDUTY RWD	
F	11-16	PICKUP 3/4 TON, F-250 / SUPERDUTY RWD Exc. Off Road	
F	99-10	PICKUP 3/4 TON, F-250 / SUPERDUTY RWD	
F	21-23	VAN 1 TON, ECONOLINE / CLUB WAGON / SUPERDUTY All Type A School bus and Type C Motorhomes with Ford E350 Chassis	
F	21-23	VAN 1 TON, ECONOLINE / CLUB WAGON / SUPERDUTY All Type A School bus and Type C Motorhomes with Ford E450 Chassis	
F	21-22	VAN 1 TON, ECONOLINE / CLUB WAGON / SUPERDUTY All	
F	03-19	VAN 1 TON, ECONOLINE / CLUB WAGON / SUPERDUTY All Type A School bus and Type C Motorhomes with Ford E450 Chassis	
F	99-19	VAN 1 TON, ECONOLINE / CLUB WAGON / SUPERDUTY All	
F	99-19	VAN 1 TON, ECONOLINE / CLUB WAGON / SUPERDUTY All Type A School bus and Type C Motorhomes with Ford E350 Chassis	
F	07	VAN 1 TON, ECONOLINE / CLUB WAGON / SUPERDUTY All Exc. Cutaway Chassis	
F	92-05	VAN 1 TON, ECONOLINE / CLUB WAGON / SUPERDUTY All Cutaway Chassis	

Numerical listing

Shock	POP	Alternative No.	MTG Acc. Supplied
Pos.	Year	Application	
G63622	A (cont)		142617
F	92-14	VAN 3/4 TON, ECONOLINE / CLUB WAGON / SUPERDUTY All	
G63623	A		142617
R	00-02	FORD E-450 ECONOLINE SUPER DUTY All	
R	21-23	VAN 1 TON, ECONOLINE / CLUB WAGON / SUPERDUTY All Type A School bus and Type C Motorhomes with Ford E350 Chassis	
R	21-23	VAN 1 TON, ECONOLINE / CLUB WAGON / SUPERDUTY All Type A School bus and Type C Motorhomes with Ford E450 Chassis	
R	21-22	VAN 1 TON, ECONOLINE / CLUB WAGON / SUPERDUTY All	
R	03-19	VAN 1 TON, ECONOLINE / CLUB WAGON / SUPERDUTY All Type A School bus and Type C Motorhomes with Ford E450 Chassis	
R	99-19	VAN 1 TON, ECONOLINE / CLUB WAGON / SUPERDUTY All	
R	99-19	VAN 1 TON, ECONOLINE / CLUB WAGON / SUPERDUTY All Type A School bus and Type C Motorhomes with Ford E350 Chassis	
R	04-11	VAN 1 TON, ECONOLINE / CLUB WAGON / SUPERDUTY All Exc. Cutaway Chassis	
R	92-05	VAN 1 TON, ECONOLINE / CLUB WAGON / SUPERDUTY All Cutaway Chassis	
R	92-14	VAN 3/4 TON, ECONOLINE / CLUB WAGON / SUPERDUTY All	
G63625			
F	86-99	CHEVROLET VAN 1 TON, P SERIES All Motorhome Chassis w/ I-Beam Front Suspension	
F	86-99	GMC VAN 1 TON, P SERIES All Motorhome Chassis w/ I-Beam Front Suspension	
G63638	A		
R	97-02	CHEVROLET VAN 1 TON, G / EXPRESS All Exc. 8600# GVW	
R	96-02	VAN 3/4 TON, G / EXPRESS All Exc. 8600# GVW	
R	96-02	GMC VAN 1 TON, G / SAVANA All Exc. 8600# GVW	
R	96-02	VAN 3/4 TON, G / SAVANA All Exc. 8600# GVW	
G63661	C		143000
F	94-02	DODGE PICKUP 1 TON, RAM 3500 (SEE RAM 3500) RWD Exc. Solid Front Axle	
F	94-02	PICKUP 3/4 TON, RAM 2500 (SEE RAM 2500) RWD	
G63662	A		
R	94-02	DODGE PICKUP 1 TON, RAM 3500 (SEE RAM 3500) RWD Exc. Solid Front Axle	
R	94-03	PICKUP 3/4 TON, RAM 2500 (SEE RAM 2500) All Exc. 8800# GVW	
G63671			
R	92-96	CHEVROLET VAN 1 TON, G / EXPRESS Cutaway Van	
R	92-96	GMC VAN 1 TON, G / SAVANA Cutaway Van	
G63673	C		143000
F	03-10	DODGE PICKUP 1 TON, RAM 3500 (SEE RAM 3500) 4WD	
F	94-02	PICKUP 3/4 TON, RAM 2500 (SEE RAM 2500) 4WD Exc. 8800# GVW	
F	11-20	RAM 3500 (SEE DODGE RAM 3500) 4WD	
G63674	D		142731
F	94-02	DODGE PICKUP 1 TON, RAM 3500 (SEE RAM 3500) 4WD	
F	94-02	PICKUP 1 TON, RAM 3500 (SEE RAM 3500) RWD Solid Front Axle	
F	94-02	PICKUP 3/4 TON, RAM 2500 (SEE RAM 2500) 4WD 8800# GVW	
G63675	A		
R	77-86	CHEVROLET PICKUP 1 TON, K30 All	
R	90-91	PICKUP 1 TON, R3500 All	
R	89	PICKUP 1 TON, R3500 Cab & Chassis, RWD	

Ultra Truck Shock

Shock	POP	Alternative No.	MTG Acc. Supplied
Pos.	Year	Application	
G63675	A (cont)		
R	89	PICKUP 1 TON, R3500 Crew Cab Pickup, RWD	
R	01-09	PICKUP 1 TON, SILVERADO 3500 All	
R	07-10	PICKUP 1 TON, SILVERADO 3500 HD All	
R	87-88	PICKUP 1 TON, V30 All	
R	89-91	PICKUP 1 TON, V3000 / V3500 All	
R	99-08	PICKUP 3/4 TON, SILVERADO 2500 All	
R	01-10	PICKUP 3/4 TON, SILVERADO 2500 HD All	
R	07	SILVERADO 2500 HD CLASSIC All	
R	07	SILVERADO 3500 CLASSIC All	
R	94-02	DODGE PICKUP 1 TON, RAM 3500 (SEE RAM 3500) 4WD	
R	94-02	PICKUP 1 TON, RAM 3500 (SEE RAM 3500) RWD Solid Front Axle	
R	94-02	PICKUP 3/4 TON, RAM 2500 (SEE RAM 2500) 4WD 8800# GVW	
R	77-86	GMC PICKUP 1 TON, K35 / K3500 All	
R	87-91	PICKUP 1 TON, V3000 / V3500 All	
R	99-04	SIERRA 2500 All	
R	01-10	SIERRA 2500 HD All	
R	01-06	SIERRA 3500 All	
R	07-10	SIERRA 3500 HD All	
G63692			
F	97	FORD PICKUP, F-450 SUPERDUTY All	
G63714	B		142731
F	97-99	FORD PICKUP 3/4 TON, F-250 / SUPERDUTY RWD Up through 8500# GVW	
G63715	B		142700
R	97-99	FORD PICKUP 3/4 TON, F-250 / SUPERDUTY 4WD Up through 8500# GVW	
G63716	A		142731
F	97-99	FORD PICKUP 3/4 TON, F-250 / SUPERDUTY 4WD Up through 8500# GVW	
G63778	B		142700
R	97-99	FORD PICKUP 3/4 TON, F-250 / SUPERDUTY RWD Up through 8500# GVW	
G63783	A		141665
F	99-04	CHEVROLET PICKUP 3/4 TON, SILVERADO 2500 RWD Exc. Electronic Adjustable Suspension	
F	01-04	PICKUP 3/4 TON, SILVERADO 2500 HD RWD	
F	99-04	GMC SIERRA 2500 RWD Exc. Electronic Adjustable Suspension	
F	01-04	SIERRA 2500 HD RWD	
G63808	D		
R	99-04	FORD PICKUP 1 TON, F-350 / SUPERDUTY RWD	
R	99-04	PICKUP 3/4 TON, F-250 / SUPERDUTY RWD	
G63809	A		
F	99-04	FORD PICKUP 1 TON, F-350 / SUPERDUTY 4WD	
F	99-04	PICKUP 3/4 TON, F-250 / SUPERDUTY 4WD	
F	99-04	PICKUP, F-450 SUPERDUTY All	
F	99-04	PICKUP, F-550 SUPERDUTY All	
G63810	C		
R	99-04	FORD PICKUP 1 TON, F-350 / SUPERDUTY 4WD	
R	99-04	PICKUP 3/4 TON, F-250 / SUPERDUTY 4WD	
G63817	A		141665
F	01-09	CHEVROLET PICKUP 1 TON, SILVERADO 3500 All	
F	07-10	PICKUP 1 TON, SILVERADO 3500 HD All	
F	05-08	PICKUP 3/4 TON, SILVERADO 2500 All	
F	99-04	PICKUP 3/4 TON, SILVERADO 2500 4WD	
F	01-10	PICKUP 3/4 TON, SILVERADO 2500 HD All 9200# GVW	
F	07	SILVERADO 2500 HD CLASSIC All	

Numerical listing

Shock	POP	Alternative No.	MTG Acc. Supplied
Pos.	Year	Application	
G63817	A (cont)		141665
F	07	SILVERADO 3500 CLASSIC All 9200# GVW	
F	99-04	GMC SIERRA 2500 4WD	
F	01-10	SIERRA 2500 HD All	
F	01-06	SIERRA 3500 All	
F	07-10	SIERRA 3500 HD Torsion Bar (FrontSpringType)	
G63886	A		142731
F	13-16	FORD PICKUP 1 TON, F-350 / SUPERDUTY 4WD Exc. Off Road	
F	05-12	PICKUP 1 TON, F-350 / SUPERDUTY 4WD	
F	12-16	PICKUP 3/4 TON, F-250 / SUPERDUTY RWD w/ Off Road Package	
F	05-16	PICKUP 3/4 TON, F-250 / SUPERDUTY 4WD	
G63888	A		
R	13-16	FORD PICKUP 1 TON, F-350 / SUPERDUTY 4WD	
R	05-12	PICKUP 1 TON, F-350 / SUPERDUTY Crew Cab Pickup, 4WD Single Rear Wheels	
R	05-12	PICKUP 1 TON, F-350 / SUPERDUTY Extended Cab Pickup, 4WD Single Rear Wheels	
R	05-12	PICKUP 1 TON, F-350 / SUPERDUTY Standard Cab Pickup, 4WD Single Rear Wheels	
R	13-16	PICKUP 3/4 TON, F-250 / SUPERDUTY RWD	
R	05-12	PICKUP 3/4 TON, F-250 / SUPERDUTY 4WD	
G63893	D		143276
F	03-12	CHEVROLET VAN 1 TON, G / EXPRESS All Torsion Bar (FrontSpringType)	
F	06-12	VAN 3/4 TON, G / EXPRESS All Torsion Bar (FrontSpringType)	
F	03-05	VAN 3/4 TON, G / EXPRESS Torsion Bar (FrontSpringType)	
F	03-12	GMC VAN 1 TON, G / SAVANA All Torsion Bar (FrontSpringType)	
F	04-12	VAN 3/4 TON, G / SAVANA All Torsion Bar (FrontSpringType)	
F	03	VAN 3/4 TON, G / SAVANA Torsion Bar (FrontSpringType)	
G63895	A		143276
F	09-22	CHEVROLET EXPRESS 4500 All	
F	17-22	VAN 1 TON, G / EXPRESS All	
F	03-16	VAN 1 TON, G / EXPRESS Coil (FrontSpringType)	
F	17-22	VAN 3/4 TON, G / EXPRESS All (FrontSpringType)	
F	03-16	VAN 3/4 TON, G / EXPRESS Coil (FrontSpringType)	
F	14-16	GMC SAVANA 4500 All	
F	17-22	VAN 1 TON, G / SAVANA All (FrontSpringType)	
F	03-16	VAN 1 TON, G / SAVANA Coil (FrontSpringType)	
F	17-22	VAN 3/4 TON, G / SAVANA All (FrontSpringType)	
F	03-16	VAN 3/4 TON, G / SAVANA Coil (FrontSpringType)	
G63897	A		
R	09-22	CHEVROLET EXPRESS 4500 All	
R	13-22	VAN 1 TON, G / EXPRESS All	
R	03-12	VAN 1 TON, G / EXPRESS All Single Rear Wheels	
R	03-22	VAN 3/4 TON, G / EXPRESS All	
R	10-16	GMC SAVANA 4500 All	
R	13-22	VAN 1 TON, G / SAVANA All	
R	03-12	VAN 1 TON, G / SAVANA All Single Rear Wheels	
R	03-22	VAN 3/4 TON, G / SAVANA All	
G63918	W		
R	07-09	DODGE SPRINTER 2500 All Single Rear Wheels	
R	03-06	SPRINTER 2500 All Exc. Dual Rear Wheels	
R	07-09	SPRINTER 3500 All Single Rear Wheels	
R	03-06	SPRINTER 3500 All Exc. Dual Rear Wheels	
R	02-06	FREIGHTLINER SPRINTER 2500 All	
G63969			
F	05-08	FORD PICKUP, F-450 SUPERDUTY All	
F	05-07	PICKUP, F-550 SUPERDUTY All	

Numerical listing

Shock	POP	Alternative No.	MTG Acc. Supplied
Pos.	Year	Application	
G63971	W		
R	03-07	DODGE PICKUP 1 TON, RAM 3500 (SEE RAM 3500) Crew Cab Pickup, RWD	
R	03-08	PICKUP 3/4 TON, RAM 2500 (SEE RAM 2500) Crew Cab Pickup, RWD	
G64009	W		142731
F	15-18	RAM 2500 (SEE DODGE RAM 2500) Power Wagon, 4WD	
F	11-14	2500 (SEE DODGE RAM 2500) 4WD	
G64010	D		
R	05-16	FORD PICKUP 1 TON, F-350 / SUPERDUTY RWD	
R	11-16	PICKUP 3/4 TON, F-250 / SUPERDUTY RWD Exc. Off Road	
R	05-10	PICKUP 3/4 TON, F-250 / SUPERDUTY RWD	
G64011	W		142731
F	05-08	DODGE PICKUP 3/4 TON, RAM 2500 (SEE RAM 2500) 4WD	
G64013	W		
R	03-10	DODGE PICKUP 3/4 TON, RAM 2500 (SEE RAM 2500) 4WD 8800# GVW	
R	13	RAM 2500 (SEE DODGE RAM 2500) 4WD	
R	11-12	2500 (SEE DODGE RAM 2500) 4WD 8800# GVW	
G64043	D		
F	11-15	RAM 2500 (SEE DODGE RAM 2500) Standard Cab Pickup, RWD	
F	11-15	3500 (SEE DODGE RAM 3500) Standard Cab Pickup, RWD	
G64089	N		
R	11-20	FREIGHTLINER SPRINTER 3500 All	
R	11-20	MERCEDES-BENZ SPRINTER 3500 All	
G64121	D		
R	15-18	CHEVROLET PICKUP 1 TON, SILVERADO 3500 All	
R	11-13	PICKUP 1 TON, SILVERADO 3500 All	
R	15-22	PICKUP 1 TON, SILVERADO 3500 HD All	
R	11-18	PICKUP 3/4 TON, SILVERADO 2500 All	
R	11-22	PICKUP 3/4 TON, SILVERADO 2500 HD All	
R	11-22	GMC SIERRA 2500 HD All	
R	11-22	SIERRA 3500 HD All	
R	14-20	RAM 3500 (SEE DODGE RAM 3500) 4WD	
G64148	W		
F	11-22	CHEVROLET PICKUP 1 TON, SILVERADO 3500 HD All	
F	11-22	PICKUP 3/4 TON, SILVERADO 2500 HD All	
F	11-22	GMC SIERRA 2500 HD All	
F	11-22	SIERRA 3500 HD All	
G64164	W		
R	12-19	NISSAN NV1500 All	
R	12-19	NV2500 All	
R	12-19	NV3500 All	
G64177	N		
R	15-22	FORD TRANSIT-150 All	
R	15-22	TRANSIT-250 All	
R	15-22	TRANSIT-350 All	
ProGuard			
61500	A		
R	61-66	FORD PICKUP 1 TON, F-350 / SUPERDUTY All	
R	61-64	PICKUP 3/4 TON, F-250 / SUPERDUTY All	
F	68-76	PICKUP P350 All Up through 8000# GVW	
F	75-76	PICKUP P400 All Up through 8000# GVW	
F	68	INTERNATIONAL 1200C All Exc. 166" Wheelbase	
R	68	1200C All Exc. 166" Wheelbase	
F	68	1300C All Exc. 166" Wheelbase	
R	68	1300C All Exc. 166" Wheelbase	
R	68-72	M1100 / M1200 All	

Ultra Truck Shock, ProGuard

Shock	POP	Alternative No.	MTG Acc. Supplied
Pos.	Year	Application	
61500	A	(cont)	
R	69	M1400 All	
61516	D		
F	81-86	CHEVROLET PICKUP 3/4 TON, K20 All Quad Suspension Short Shock; Exc. Lift Kit	
F	69-80	PICKUP 3/4 TON, K20 All Exc. Lift Kit	
F	87	PICKUP 3/4 TON, V20 All Exc. Quad Suspension and Lift Kit	
F	69-86	GMC PICKUP 3/4 TON, K25 / K2500 All Exc. Quad Suspension and Lift Kit	
F	87	PICKUP 3/4 TON, V2500 All Quad Suspension Short Shock; Exc. Lift Kit	
61517	C		
F	78-96	CHEVROLET VAN 1 TON, G / EXPRESS All	
F	75	VAN 1 TON, G / EXPRESS 146.0 / 370.8 (WheelBase)	
F	71-74	VAN 1 TON, G / EXPRESS All	
F	78-95	VAN 3/4 TON, G / EXPRESS All Exc. 8600# GVW	
F	71-77	VAN 3/4 TON, G / EXPRESS All	
F	70	VAN 3/4 TON, G / EXPRESS All Independent Front Suspension	
F	76-95	GMC VAN 1 TON, G / SAVANA All	
F	75	VAN 1 TON, G / SAVANA 110.0 / 279.4 (WheelBase)	
F	75	VAN 1 TON, G / SAVANA 125.0 / 317.5 (WheelBase)	
F	71-74	VAN 1 TON, G / SAVANA All	
F	78-95	VAN 3/4 TON, G / SAVANA All Exc. 8600# GVW	
F	71-77	VAN 3/4 TON, G / SAVANA All	
F	70	VAN 3/4 TON, G / SAVANA All Independent Front Suspension	
61518	C		140126
R	75-79	FORD PICKUP 1 TON, F-350 / SUPERDUTY Extended Cab Pickup, RWD	
R	67-74	PICKUP 1 TON, F-350 / SUPERDUTY RWD Extended Cab	
R	75-79	PICKUP 3/4 TON, F-250 / SUPERDUTY Cab & Chassis, RWD	
R	75-79	PICKUP 3/4 TON, F-250 / SUPERDUTY Standard Cab Pickup, RWD	
R	65-74	PICKUP 3/4 TON, F-250 / SUPERDUTY All RWD	
61519	A		141137
R	75-79	FORD PICKUP 1 TON, F-350 / SUPERDUTY Standard Cab Pickup, RWD	
R	73-74	PICKUP 1 TON, F-350 / SUPERDUTY All RWD; Exc. Supercab	
R	75-79	PICKUP 3/4 TON, F-250 / SUPERDUTY Extended Cab Pickup, RWD	
R	73-74	PICKUP 3/4 TON, F-250 / SUPERDUTY RWD Supercab	
R	65-72	PICKUP 3/4 TON, F-250 / SUPERDUTY All RWD; Supercab	
R	69-74	VAN 1 TON, ECONOLINE / CLUB WAGON / SUPERDUTY All	
R	69-74	VAN 3/4 TON, ECONOLINE / CLUB WAGON / SUPERDUTY All	
61520	A		140780
F	97	FORD F-250 HD RWD	
F	80-97	PICKUP 1 TON, F-350 / SUPERDUTY RWD	
F	97	PICKUP 3/4 TON, F-250 / SUPERDUTY RWD Over 8500# GVW	
F	80-96	PICKUP 3/4 TON, F-250 / SUPERDUTY RWD	
61521	B		140780
F	75-79	FORD PICKUP 1 TON, F-350 / SUPERDUTY RWD, 4WD Quad Suspension Rearward of Front Axle, Non Quad Suspension	
F	67-74	PICKUP 1 TON, F-350 / SUPERDUTY All RWD, 4WD Quad Suspension Rearward of Front Axle, Non Quad Suspension	

Numerical listing

Shock	POP	Alternative No.	MTG Acc. Supplied
Pos.	Year	Application	
61521	B	(cont)	140780
F	75-79	PICKUP 3/4 TON, F-250 / SUPERDUTY RWD, 4WD Quad Suspension Rearward of Front Axle, Non Quad Suspension	
F	65-74	PICKUP 3/4 TON, F-250 / SUPERDUTY All RWD, 4WD Quad Suspension Rearward of Front Axle, Non Quad Suspension	
F	75-91	VAN 1 TON, ECONOLINE / CLUB WAGON / SUPERDUTY All Exc. Cutaway Chassis RWD, 4WD Quad Suspension Rearward of Front Axle, Non Quad Suspension	
F	75-91	VAN 3/4 TON, ECONOLINE / CLUB WAGON / SUPERDUTY All RWD, 4WD Quad Suspension Rearward of Front Axle, Non Quad Suspension	
61522	C		
F	81-86	CHEVROLET PICKUP 3/4 TON, K20 All Quad Suspension Long Shock; Exc. Lift Kit	
F	87	PICKUP 3/4 TON, V20 All Quad Suspension Long Shock; Exc. Lift Kit	
R	78-95	VAN 1 TON, G / EXPRESS Cutaway Van	
R	78-95	VAN 3/4 TON, G / EXPRESS All Exc. 8600# GVW	
R	99-03	DODGE VAN 1 TON, A / B SERIES / RAM All	
R	95-98	VAN 1 TON, A / B SERIES / RAM All Exc. 4000# Front Axle	
R	71-94	VAN 1 TON, A / B SERIES / RAM All	
R	71-03	VAN 3/4 TON, A / B SERIES / RAM All	
R	74-80	VAN, CB300 All	
F	81-86	GMC PICKUP 3/4 TON, K25 / K2500 All Quad Suspension Long Shock; Exc. Lift Kit	
F	87	PICKUP 3/4 TON, V2500 All Quad Suspension Long Shock; Exc. Lift Kit	
R	85-96	VAN 1 TON, G / SAVANA Extended Cargo Van	
R	85-96	VAN 1 TON, G / SAVANA Extended Passenger Van	
R	79-96	VAN 1 TON, G / SAVANA Standard Cargo Van	
R	79-96	VAN 1 TON, G / SAVANA Standard Passenger Van	
R	78	VAN 1 TON, G / SAVANA Cutaway Van	
R	78-95	VAN 3/4 TON, G / SAVANA All Exc. 8600# GVW	
R	74-83	PLYMOUTH VAN 1 TON, PB SERIES All	
R	74-83	VAN 3/4 TON, PB SERIES All	
61523	W		140126
F	72-93	DODGE PICKUP 3/4 TON, D200 SERIES All Exc. Heavy Duty Package	
F	99-03	VAN 1 TON, A / B SERIES / RAM All	
F	71-98	VAN 1 TON, A / B SERIES / RAM All Exc. 4000# Front Axle	
F	71-03	VAN 3/4 TON, A / B SERIES / RAM All	
F	74-80	VAN, CB300 All Exc. 4000# Front Axle	
F	74-83	PLYMOUTH VAN 1 TON, PB SERIES All Exc. 4000# Front Axle	
F	74-83	VAN 3/4 TON, PB SERIES All	
61524	A		140357
R	75-86	CHEVROLET PICKUP 3/4 TON, C20 Standard Cab Pickup	
R	73-74	PICKUP 3/4 TON, C20 All Standard Cab Pickup	
R	73-86	PICKUP 3/4 TON, K20 All Exc. Lift Kit	
R	87	PICKUP 3/4 TON, R20 Standard Cab Pickup	
R	87	PICKUP 3/4 TON, V20 All Exc. Quad Suspension and Lift Kit	
R	73-78	VAN 3/4 TON, P SERIES All	
R	75-86	GMC PICKUP 3/4 TON, C25 / C2500 Cab & Chassis	
R	75-86	PICKUP 3/4 TON, C25 / C2500 Standard Cab Pickup	
R	73-74	PICKUP 3/4 TON, C25 / C2500 All Exc. Crew Cab & Bonus Cab	
R	73-86	PICKUP 3/4 TON, K25 / K2500 All Exc. Lift Kit	
R	88-89	PICKUP 3/4 TON, R2500 All Exc. Crew Cab & Bonus Cab	

Numerical listing

Shock	POP	Alternative No.	MTG Acc. Supplied
Pos.	Year	Application	
61524	A	(cont)	140357
R 87	PICKUP 3/4 TON, R2500 Cab & Chassis Exc. Crew Cab & Bonus Cab		
R 87	PICKUP 3/4 TON, R2500 Standard Cab Pickup Exc. Crew Cab & Bonus Cab		
R 87	PICKUP 3/4 TON, V2500 All Exc. Lift Kit		
R 73-78	VAN 3/4 TON, P SERIES All		
61525	A		140702
F 75-86	CHEVROLET PICKUP 1 TON, C30 All		
F 88-91	PICKUP 1 TON, C35/3500 Cab & Chassis Exc. HD Solid Front Axle		
F 87-88	PICKUP 1 TON, R30 All		
F 89	PICKUP 1 TON, R3500 Standard Cab Pickup		
F 63-86	PICKUP 3/4 TON, C20 All		
F 87-88	PICKUP 3/4 TON, R20 All		
F 89	PICKUP 3/4 TON, R2500 All		
F 68-90	VAN 1 TON, P SERIES All Cutaway Chassis		
F 68-89	VAN 3/4 TON, P SERIES All		
F 88-91	GMC PICKUP 1 TON, C35/3500 Cab & Chassis HD Solid Front Axle		
F 67-78	PICKUP 1 TON, C35/3500 All		
F 87-91	PICKUP 1 TON, R3500 All		
F 85-86	PICKUP 3/4 TON, C25 / C2500 Crew Cab Pickup		
F 75-86	PICKUP 3/4 TON, C25 / C2500 Cab & Chassis		
F 75-86	PICKUP 3/4 TON, C25 / C2500 Standard Cab Pickup		
F 75-83	PICKUP 3/4 TON, C25 / C2500 Crew Cab Pickup		
F 67-74	PICKUP 3/4 TON, C25 / C2500 All		
F 87-89	PICKUP 3/4 TON, R2500 All Exc. Crew Cab & Bonus Cab		
F 66	PICKUP 2500 SERIES All		
F 75-90	VAN 1 TON, P SERIES All Cutaway Chassis		
F 73-74	VAN 1 TON, P SERIES Base Cutaway Chassis		
F 68-72	VAN 1 TON, P SERIES All		
F 68-89	VAN 3/4 TON, P SERIES All		
61530	B		
R 97	FORD F-250 HD 4WD		
R 86-97	PICKUP 1 TON, F-350 / SUPERDUTY 4WD Dual Rear Wheels		
R 82-85	PICKUP 1 TON, F-350 / SUPERDUTY 4WD Clevis Type Lower Front Mount; Exc. Dual Rear Wheels or Lift Kit		
R 80-81	PICKUP 1 TON, F-350 / SUPERDUTY 4WD		
R 97	PICKUP 3/4 TON, F-250 / SUPERDUTY 4WD Over 8500# GVW		
R 87-96	PICKUP 3/4 TON, F-250 / SUPERDUTY 4WD		
R 82-86	PICKUP 3/4 TON, F-250 / SUPERDUTY 4WD Clevis Type Lower Front Mount; Exc. Dual Rear Wheels or Lift Kit		
R 80-81	PICKUP 3/4 TON, F-250 / SUPERDUTY 4WD		
61542	A		
F 88-00	CHEVROLET PICKUP 1 TON, K35 / K3500 All		
F 88-00	PICKUP 3/4 TON, K25 / K2500 All		
F 88-00	GMC PICKUP 1 TON, K35 / K3500 All		
F 88-00	PICKUP 3/4 TON, K25 / K2500 All		
61543	A		
R 91-02	CHEVROLET C3500HD All Solid Front Axle		
R 88-90	PICKUP 1 TON, C35/3500 Extended Cab Pickup Exc. HD Straight Front Axle		
R 88-90	PICKUP 1 TON, C35/3500 Standard Cab Pickup Exc. HD Straight Front Axle		
R 88-00	PICKUP 1 TON, K35 / K3500 All		
R 88-00	PICKUP 3/4 TON, C25 / C2500 All		
R 88-00	PICKUP 3/4 TON, K25 / K2500 All		
R 01-02	GMC C3500HD All Solid Front Axle		
R 91-00	PICKUP 1 TON, C35/3500 All HD Solid Front Axle		
R 88-90	PICKUP 1 TON, C35/3500 All Exc. HD Straight Front Axle		

ProGuard

Shock	POP	Alternative No.	MTG Acc. Supplied
Pos.	Year	Application	
61543	A	(cont)	
R 88-00	PICKUP 1 TON, K35 / K3500 All		
R 88-00	PICKUP 3/4 TON, C25 / C2500 All		
R 88-00	PICKUP 3/4 TON, K25 / K2500 All		
61544	A		141277
F 92-00	CHEVROLET PICKUP 1 TON, C35/3500 Crew Cab Pickup Exc. HD Straight Front Axle		
F 88-00	PICKUP 1 TON, C35/3500 Extended Cab Pickup Exc. HD Straight Front Axle		
F 88-00	PICKUP 1 TON, C35/3500 Standard Cab Pickup Exc. HD Straight Front Axle		
F 88-00	PICKUP 3/4 TON, C25 / C2500 All		
F 92-00	GMC PICKUP 1 TON, C35/3500 Crew Cab Pickup Exc. HD Straight Front Axle		
F 88-00	PICKUP 1 TON, C35/3500 Extended Cab Pickup Exc. HD Straight Front Axle		
F 88-00	PICKUP 1 TON, C35/3500 Standard Cab Pickup Exc. HD Straight Front Axle		
F 88-00	PICKUP 3/4 TON, C25 / C2500 All		
61546	C		141047
F 80-81	FORD PICKUP 1 TON, F-350 / SUPERDUTY 4WD		
F 80-82	PICKUP 3/4 TON, F-250 / SUPERDUTY 4WD		
61547	W		
R 97	FORD F-250 HD RWD		
R 80-97	PICKUP 1 TON, F-350 / SUPERDUTY RWD Exc. Dual Rear Wheels		
R 97	PICKUP 3/4 TON, F-250 / SUPERDUTY RWD Over 8500# GVW		
R 80-96	PICKUP 3/4 TON, F-250 / SUPERDUTY RWD		
61554			
R 80-97	FORD PICKUP 1 TON, F-350 / SUPERDUTY RWD Dual Rear Wheels		
R 97	PICKUP, F-450 SUPERDUTY All		
61555	C		142615
F 96-02	CHEVROLET VAN 1 TON, G / EXPRESS All		
F 96-02	VAN 3/4 TON, G / EXPRESS All Exc. 8600# GVW		
F 96-02	GMC VAN 1 TON, G / SAVANA All		
F 96-02	VAN 3/4 TON, G / SAVANA All Exc. 8600# GVW		
61565	C		
R 97-02	CHEVROLET VAN 1 TON, G / EXPRESS All		
R 96	VAN 1 TON, G / EXPRESS All Exc. 8600# GVW		
R 96-02	VAN 3/4 TON, G / EXPRESS All Exc. 8600# GVW		
R 96-02	GMC VAN 1 TON, G / SAVANA All Exc. 8600# GVW		
R 96-02	VAN 3/4 TON, G / SAVANA All Exc. 8600# GVW		
61591	D		140780
F 92-11	FORD VAN 1 TON, ECONOLINE / CLUB WAGON / SUPERDUTY All		
F 92-02	VAN 3/4 TON, ECONOLINE / CLUB WAGON / SUPERDUTY All		
61599	W		143000
F 94-02	DODGE PICKUP 1 TON, RAM 3500 (SEE RAM 3500) RWD Exc. Solid Front Axle		
F 94-02	PICKUP 3/4 TON, RAM 2500 (SEE RAM 2500) RWD		
61600	A		
R 94-02	DODGE PICKUP 1 TON, RAM 3500 (SEE RAM 3500) RWD Exc. Solid Front Axle		
R 94-03	PICKUP 3/4 TON, RAM 2500 (SEE RAM 2500) All Exc. 8800# GVW		
61611	C		142731
F 96-99	FORD PICKUP 3/4 TON, F-250 / SUPERDUTY RWD Up through 8500# GVW		

Numerical listing

Shock	POP	Alternative No.	MTG Acc. Supplied
Pos.	Year	Application	
61612	W		142700
R 97-99	FORD PICKUP 3/4 TON, F-250 / SUPERDUTY 4WD Up through 8500# GVW		
61613	D		142731
F 97-99	FORD PICKUP 3/4 TON, F-250 / SUPERDUTY 4WD Up through 8500# GVW		
61614	W		
F 97	FORD F-250 HD 4WD		
F 86-97	PICKUP 1 TON, F-350 / SUPERDUTY 4WD		
F 97-98	PICKUP 3/4 TON, F-250 / SUPERDUTY 4WD Over 8500# GVW		
F 87-96	PICKUP 3/4 TON, F-250 / SUPERDUTY 4WD		
61632	W		
F 81-93	DODGE PICKUP 1 TON, W300 SERIES All Exc. Quad Suspension and Lift Kit		
F 61-80	PICKUP 1 TON, W300 SERIES All		
F 61-71	PICKUP 1 TON, W300 SERIES All		
F 90-93	PICKUP 3/4 TON, W200 SERIES Extended Cab Pickup Exc. Lift Kit		
F 88-93	PICKUP 3/4 TON, W200 SERIES Cab & Chassis Exc. Lift Kit		
F 81-93	PICKUP 3/4 TON, W200 SERIES Standard Cab Pickup Exc. Lift Kit		
F 86	PICKUP 3/4 TON, W200 SERIES Cab & Chassis Exc. Lift Kit		
F 81-83	PICKUP 3/4 TON, W200 SERIES Cab & Chassis Exc. Lift Kit		
F 81-82	PICKUP 3/4 TON, W200 SERIES Extended Cab Pickup Exc. Lift Kit		
F 69-80	PICKUP 3/4 TON, W200 SERIES All		
F 61-67	PICKUP 3/4 TON, W200 SERIES All		
61634	W		142731
F 94-02	DODGE PICKUP 3/4 TON, RAM 2500 (SEE RAM 2500) 4WD Exc. 8800# GVW		
61635	C		142731
F 94-02	DODGE PICKUP 1 TON, RAM 3500 (SEE RAM 3500) 4WD		
F 94-02	PICKUP 1 TON, RAM 3500 (SEE RAM 3500) RWD Solid Front Axle		
F 94-02	PICKUP 3/4 TON, RAM 2500 (SEE RAM 2500) 4WD 8800# GVW		
61638	C		142700
R 97-99	FORD PICKUP 3/4 TON, F-250 / SUPERDUTY RWD Up through 8500# GVW		
61641	A		141665
F 99-04	CHEVROLET PICKUP 3/4 TON, SILVERADO 2500 RWD Exc. Electronic Adjustable Suspension		
F 01-04	PICKUP 3/4 TON, SILVERADO 2500 HD RWD		
F 99-04	GMC SIERRA 2500 RWD Exc. Electronic Adjustable Suspension		
F 01-04	SIERRA 2500 HD RWD		
61642	A		
R 77-86	CHEVROLET PICKUP 1 TON, K30 All		
R 90-91	PICKUP 1 TON, R3500 All		
R 89	PICKUP 1 TON, R3500 Cab & Chassis, RWD		
R 89	PICKUP 1 TON, R3500 Crew Cab Pickup, RWD		
R 01-09	PICKUP 1 TON, SILVERADO 3500 All		
R 07-10	PICKUP 1 TON, SILVERADO 3500 HD All		
R 87-88	PICKUP 1 TON, V30 All		
R 89-91	PICKUP 1 TON, V3000 / V3500 All		
R 99-08	PICKUP 3/4 TON, SILVERADO 2500 All		
R 01-10	PICKUP 3/4 TON, SILVERADO 2500 HD All		
R 07	SILVERADO 2500 HD CLASSIC All		
R 07	SILVERADO 3500 CLASSIC All		
R 94-02	DODGE PICKUP 1 TON, RAM 3500 (SEE RAM 3500) 4WD		
R 94-02	PICKUP 1 TON, RAM 3500 (SEE RAM 3500) RWD Solid Front Axle		
R 94-02	PICKUP 3/4 TON, RAM 2500 (SEE RAM 2500) 4WD 8800# GVW		

Numerical listing

Shock	POP	Alternative No.	MTG Acc. Supplied
Pos.	Year	Application	
61642	A (cont)		
R	77-86	GMC PICKUP 1 TON, K35 / K3500 All	
R	87-91	PICKUP 1 TON, V3000 / V3500 All	
R	99-04	SIERRA 2500 All	
R	01-10	SIERRA 2500 HD All	
R	01-06	SIERRA 3500 All	
R	07	SIERRA 3500 CLASSIC All	
R	07-10	SIERRA 3500 HD All	
61646	W		142617
R	00-02	FORD E-450 ECONOLINE SUPER DUTY All	
R	21-22	VAN 1 TON, ECONOLINE / CLUB WAGON / SUPERDUTY All	
R	92-19	VAN 1 TON, ECONOLINE / CLUB WAGON / SUPERDUTY All	
R	04-11	VAN 1 TON, ECONOLINE / CLUB WAGON / SUPERDUTY All Exc. Cutaway Chassis	
R	92-14	VAN 3/4 TON, ECONOLINE / CLUB WAGON / SUPERDUTY All	
61654	D		
R	99-04	FORD PICKUP 1 TON, F-350 / SUPERDUTY RWD	
R	99-04	PICKUP 3/4 TON, F-250 / SUPERDUTY RWD	
61655	B		
R	02	FORD E-550 ECONOLINE SUPER DUTY All	
R	03	E-550 SUPER DUTY All	
F	99-04	PICKUP 1 TON, F-350 / SUPERDUTY 4WD	
F	99-04	PICKUP 3/4 TON, F-250 / SUPERDUTY 4WD	
F	99-04	PICKUP, F-450 SUPERDUTY All	
F	99-04	PICKUP, F-550 SUPERDUTY All	
61656	B		
R	99-04	FORD PICKUP 1 TON, F-350 / SUPERDUTY 4WD	
R	99-04	PICKUP 3/4 TON, F-250 / SUPERDUTY 4WD	
61663	A		141665
F	01-09	CHEVROLET PICKUP 1 TON, SILVERADO 3500 All	
F	07-10	PICKUP 1 TON, SILVERADO 3500 HD All	
F	05-08	PICKUP 3/4 TON, SILVERADO 2500 All	
F	99-04	PICKUP 3/4 TON, SILVERADO 2500 4WD	
F	01-10	PICKUP 3/4 TON, SILVERADO 2500 HD All 9200# GVW	
F	07	SILVERADO 2500 HD CLASSIC All	
F	07	SILVERADO 3500 CLASSIC All 9200# GVW	
F	99-04	GMC SIERRA 2500 4WD	
F	01-10	SIERRA 2500 HD All	
F	01-06	SIERRA 3500 All	
F	07	SIERRA 3500 CLASSIC All	
F	07-10	SIERRA 3500 HD Torsion Bar (FrontSpringType)	
61680	A		142731
F	05-16	FORD PICKUP 1 TON, F-350 / SUPERDUTY 4WD	
F	05-16	PICKUP 3/4 TON, F-250 / SUPERDUTY 4WD	
61682	A		
R	13-16	FORD PICKUP 1 TON, F-350 / SUPERDUTY 4WD w/ Off Road Package	
R	05-12	PICKUP 1 TON, F-350 / SUPERDUTY Crew Cab Pickup, 4WD Single Rear Wheels	
R	05-12	PICKUP 1 TON, F-350 / SUPERDUTY Extended Cab Pickup, 4WD Single Rear Wheels	
R	05-12	PICKUP 1 TON, F-350 / SUPERDUTY Standard Cab Pickup, 4WD Single Rear Wheels	
R	12-16	PICKUP 3/4 TON, F-250 / SUPERDUTY RWD w/ Off Road Package	
R	05-16	PICKUP 3/4 TON, F-250 / SUPERDUTY 4WD	
61683	W		143276
F	06-12	CHEVROLET VAN 3/4 TON, G / EXPRESS All Torsion Bar (FrontSpringType)	

ProGuard, Steering Stabilizer

Shock	POP	Alternative No.	MTG Acc. Supplied
Pos.	Year	Application	
61683	W (cont)		143276
F	03-05	VAN 3/4 TON, G / EXPRESS Torsion Bar (FrontSpringType)	
F	06-12	GMC VAN 3/4 TON, G / SAVANA All Torsion Bar (FrontSpringType)	
F	03-05	VAN 3/4 TON, G / SAVANA AWD, Torsion Bar (FrontSpringType)	
61685	B		143078
F	09-22	CHEVROLET EXPRESS 4500 All	
F	17-22	VAN 1 TON, G / EXPRESS All	
F	03-16	VAN 1 TON, G / EXPRESS Coil (FrontSpringType)	
F	17-22	VAN 3/4 TON, G / EXPRESS All	
F	03-16	VAN 3/4 TON, G / EXPRESS Coil (FrontSpringType)	
F	14-16	GMC SAVANA 4500 All	
F	17-22	VAN 1 TON, G / SAVANA All	
F	03-16	VAN 1 TON, G / SAVANA Coil (FrontSpringType)	
F	17-22	VAN 3/4 TON, G / SAVANA All	
F	03-16	VAN 3/4 TON, G / SAVANA Coil (FrontSpringType)	
61687	B		
R	09-22	CHEVROLET EXPRESS 4500 All	
R	13-22	VAN 1 TON, G / EXPRESS All	
R	03-12	VAN 1 TON, G / EXPRESS All Single Rear Wheels	
R	03-22	VAN 3/4 TON, G / EXPRESS All	
R	10-16	GMC SAVANA 4500 All	
R	13-22	VAN 1 TON, G / SAVANA All	
R	03-12	VAN 1 TON, G / SAVANA All Single Rear Wheels	
R	03-22	VAN 3/4 TON, G / SAVANA All	
61710	B		
R	03-07	DODGE PICKUP 1 TON, RAM 3500 (SEE RAM 3500) Crew Cab Pickup, RWD	
R	03-08	PICKUP 3/4 TON, RAM 2500 (SEE RAM 2500) Crew Cab Pickup, RWD	
61713	B		
R	05-16	FORD PICKUP 1 TON, F-350 / SUPERDUTY RWD Exc. Off Road	
R	05-16	PICKUP 3/4 TON, F-250 / SUPERDUTY RWD Exc. Off Road	
61714	B		142731
F	05-08	DODGE PICKUP 3/4 TON, RAM 2500 (SEE RAM 2500) 4WD	
61716	B		
R	03-10	DODGE PICKUP 3/4 TON, RAM 2500 (SEE RAM 2500) 4WD	
R	11-13	RAM 2500 (SEE DODGE RAM 2500) 4WD	
Steering Stabilizer			
6802SE	B		141998
F	82-86	CHEVROLET PICKUP 1 TON, C30 6.2L 8Cyl V (379), 3.98 101.0(Bore)3.82 97.0(Stroke) Single System Steering Stabilizer; w/ Cooler Replacement damper for vehicles w/ Gabriel Aftermarket mounting kit	
F	75-86	PICKUP 1 TON, C30 4.8L 6Cyl L (292), 3.88 98.4(Bore)4.13 104.8(Stroke) Single System Steering Stabilizer; w/ Cooler Replacement damper for vehicles w/ Gabriel Aftermarket mounting kit	
F	75-86	PICKUP 1 TON, C30 5.7L 8Cyl V (350), 4.00 101.6(Bore)3.48 88.5(Stroke) Single System Steering Stabilizer; w/ Cooler Replacement damper for vehicles w/ Gabriel Aftermarket mounting kit	
F	78-80	PICKUP 1 TON, C30 4.1L 6Cyl L (250), 3.68 93.5(Bore)3.91 99.3(Stroke) Single System Steering Stabilizer; w/ Cooler Replacement damper for vehicles w/ Gabriel Aftermarket mounting kit	
F	76-78	PICKUP 1 TON, C30 6.6L 8Cyl V (400), 4.13 104.8(Bore)3.76 95.5(Stroke) Single System Steering Stabilizer; w/ Cooler Replacement damper for vehicles w/ Gabriel Aftermarket mounting kit	

Numerical listing

Shock	POP	Alternative No.	MTG Acc. Supplied
Pos.	Year	Application	
6802SE	B (cont)		141998
F	78	PICKUP 1 TON, C30 5.0L 8Cyl V (305), 3.74 94.9(Bore)3.48 88.4(Stroke) Single System Steering Stabilizer; w/ Cooler Replacement damper for vehicles w/ Gabriel Aftermarket mounting kit	
F	75	PICKUP 1 TON, C30 4.1L 6Cyl L (250), 3.68 93.5(Bore)3.91 99.3(Stroke) Single System Steering Stabilizer; w/ Cooler Replacement damper for vehicles w/ Gabriel Aftermarket mounting kit	
F	77-86	PICKUP 1 TON, K30 All Dual System Steering Stabilizer Replacement damper for vehicles w/ Gabriel Aftermarket mounting kit	
F	87-88	PICKUP 1 TON, R30 4.8L 6Cyl L (292), 3.88 98.4(Bore)4.13 104.8(Stroke) Single System Steering Stabilizer; w/ Cooler Replacement damper for vehicles w/ Gabriel Aftermarket mounting kit	
F	87-88	PICKUP 1 TON, R30 5.7L 8Cyl V (350), 4.00 101.6(Bore)3.48 88.5(Stroke) Single System Steering Stabilizer; w/ Cooler Replacement damper for vehicles w/ Gabriel Aftermarket mounting kit	
F	87-88	PICKUP 1 TON, R30 6.2L 8Cyl V (379), 3.98 101.0(Bore)3.82 97.0(Stroke) Single System Steering Stabilizer; w/ Cooler Replacement damper for vehicles w/ Gabriel Aftermarket mounting kit	
F	89-91	PICKUP 1 TON, R3500 5.7L 8Cyl V (350), 4.00 101.6(Bore)3.48 88.5(Stroke) Single System Steering Stabilizer; w/ Cooler Replacement damper for vehicles w/ Gabriel Aftermarket mounting kit	
F	63-86	PICKUP 3/4 TON, C20 All Single System Steering Stabilizer	
F	67-86	PICKUP 3/4 TON, K20 All Dual System Steering Stabilizer	
F	87-88	PICKUP 3/4 TON, R20 All Single System Steering Stabilizer	
F	89	PICKUP 3/4 TON, R2500 All Single System Steering Stabilizer	
F	87	PICKUP 3/4 TON, V20 All Dual System Steering Stabilizer	
F	71-95	VAN 1 TON, G / EXPRESS All Single System Steering Stabilizer Replacement damper for vehicles w/ Gabriel Aftermarket mounting kit	
F	78-95	VAN 3/4 TON, G / EXPRESS All Single System Steering Stabilizer	
F	75-77	VAN 3/4 TON, G / EXPRESS All	
F	70-74	VAN 3/4 TON, G / EXPRESS All Single System Steering Stabilizer	
F	75-93	DODGE PICKUP 1 TON, D300 SERIES All Single System Steering Stabilizer Replacement damper for vehicles w/ Gabriel Aftermarket mounting kit	
F	72-74	PICKUP 1 TON, D300 SERIES All Single System Steering Stabilizer; w/ Coil Spring Front Suspension Replacement damper for vehicles w/ Gabriel Aftermarket mounting kit	
F	60-71	PICKUP 1 TON, D300 SERIES All Single System Steering Stabilizer; w/ I-Beam Axle Replacement damper for vehicles w/ Gabriel Aftermarket mounting kit	
F	90-93	PICKUP 1 TON, W300 SERIES All Single System Steering Stabilizer Replacement damper for vehicles w/ Gabriel Aftermarket mounting kit	
F	60-86	PICKUP 1 TON, W300 SERIES All Dual System Steering Stabilizer; Exc. Vacuum Servo Mounted on Drivers Side of Axle Replacement damper for vehicles with the Gabriel Aftermarket mounting kit	
F	73-93	PICKUP 3/4 TON, D200 SERIES All Single System Steering Stabilizer	
F	60-71	PICKUP 3/4 TON, D200 SERIES All Single System Steering Stabilizer; w/ I-Beam Axle	
F	90-93	PICKUP 3/4 TON, W200 SERIES All Single System Steering Stabilizer	

Numerical listing

Shock	POP	Alternative No.	MTG Acc. Supplied
Pos.	Year	Application	
6802SE	B (cont)	141998	
F 60-86	PICKUP 3/4 TON, W200 SERIES All Dual System Steering Stabilizer; Exc. Vacuum Servo Mounted on Drivers Side of Axle		
F 71	VAN 1 TON, A / B SERIES / RAM All Single System Steering Stabilizer; w/ I-Beam Axle Replacement damper for vehicles w/ Gabriel Aftermarket mounting kit		
F 71	VAN 3/4 TON, A / B SERIES / RAM All Single System Steering Stabilizer; w/ I-Beam Axle		
F 89-91	FORD F59 All Single System Steering Stabilizer; Superduty Motorhome Replacement damper for vehicles w/ Gabriel Aftermarket mounting kit		
F 89-91	MOTORHOME CHASSIS / F53 All Single System Steering Stabilizer; Motorhome Replacement damper for vehicles w/ Gabriel Aftermarket mounting kit		
F 92-96	PICKUP 1 TON, F-350 / SUPERDUTY RWD Dual System Steering Stabilizer Replacement damper for vehicles w/ Gabriel Aftermarket mounting kit		
F 89-91	PICKUP 1 TON, F-350 / SUPERDUTY RWD Single System Steering Stabilizer Replacement damper for vehicles w/ Gabriel Aftermarket mounting kit		
F 82-88	PICKUP 1 TON, F-350 / SUPERDUTY All Single System Steering Stabilizer; Exc. Anti-Sway Bar Replacement damper for vehicles w/ Gabriel Aftermarket mounting kit		
F 79-81	PICKUP 1 TON, F-350 / SUPERDUTY RWD Dual System Steering Stabilizer Replacement damper for vehicles w/ Gabriel Aftermarket mounting kit		
F 75-78	PICKUP 1 TON, F-350 / SUPERDUTY All Dual System Steering Stabilizer Replacement damper for vehicles w/ Gabriel Aftermarket mounting kit		
F 65-74	PICKUP 1 TON, F-350 / SUPERDUTY All Single System Steering Stabilizer; w/ Twin I Beam Axle Replacement damper for vehicles w/ Gabriel Aftermarket mounting kit		
F 60-64	PICKUP 1 TON, F-350 / SUPERDUTY All Single System Steering Stabilizer w/ I Beam Axle Replacement damper for vehicles w/ Gabriel Aftermarket mounting kit		
F 80-96	PICKUP 3/4 TON, F-250 / SUPERDUTY 4WD Single System Steering Stabilizer		
F 75-79	PICKUP 3/4 TON, F-250 / SUPERDUTY RWD Single System Steering Stabilizer		
F 68-73	PICKUP P350 All Single System Steering Stabilizer Replacement damper for vehicles w/ Gabriel Aftermarket mounting kit		
F 69-74	VAN 3/4 TON, ECONOLINE / CLUB WAGON / SUPERDUTY All Single System Steering Stabilizer; w/ Twin I-Beam Axle		
F 75-86	GMC PICKUP 1 TON, C35/3500 Crew Cab Pickup Replacement damper for vehicles w/ Gabriel Aftermarket mounting kit		
F 72-74	PICKUP 1 TON, C35/3500 All Replacement damper for vehicles w/ Gabriel Aftermarket mounting kit		
F 67-86	PICKUP 3/4 TON, C25 / C2500 All Single System Steering Stabilizer		
F 67-86	PICKUP 3/4 TON, K25 / K2500 All Dual System Steering Stabilizer		
F 87-89	PICKUP 3/4 TON, R2500 All Single System Steering Stabilizer		
F 87	PICKUP 3/4 TON, V2500 All AN49		
F 71-95	VAN 1 TON, G / SAVANA All Single System Steering Stabilizer Replacement damper for vehicles w/ Gabriel Aftermarket mounting kit		
F 70-95	VAN 3/4 TON, G / SAVANA All Single System Steering Stabilizer		
F 74-75	INTERNATIONAL 200 All		

Steering Stabilizer

Shock	POP	Alternative No.	MTG Acc. Supplied
Pos.	Year	Application	
6802SE	B (cont)	141998	
F 68	1200C All Single System Steering Stabilizer; 1/2 Ton, 3/4 Ton & Travelall		
F 69-70	1200D All Single System Steering Stabilizer; 1/2 Ton, 3/4 Ton & Travelall		
F 71-73	1210 All Single System Steering Stabilizer; 1/2 Ton, 3/4 Ton & Travelall		
F 68	1300C All Single System Steering Stabilizer; 1/2 Ton, 3/4 Ton & Travelall Replacement damper for vehicles w/ Gabriel Aftermarket mounting kit		
F 69-70	1300D All Single System Steering Stabilizer; 1/2 Ton, 3/4 Ton & Travelall Replacement damper for vehicles w/ Gabriel Aftermarket mounting kit		
F 71-73	1310 All Single System Steering Stabilizer; 1/2 Ton, 3/4 Ton & Travelall Replacement damper for vehicles w/ Gabriel Aftermarket mounting kit		
F 68-72	M1100 / M1200 All Single System Steering Stabilizer; 1/2 and 3/4 Ton I-Beam Axle		
F 69	M1400 All Single System Steering Stabilizer; 1/2 and 3/4 Ton I-Beam Axle		
F 75	TRAVELALL RWD		
6803SE	W	141998	
F 61-72	CHEVROLET PICKUP 3/4 TON, K20 All Single System Steering Stabilizer		
F 01-09	PICKUP 3/4 TON, SILVERADO 2500 HD All 9200# GVW w/o OE Unit - 15059138 15155638		
F 60-89	DODGE PICKUP 1 TON, W300 SERIES All Single System Steering Stabilizer Replacement damper for vehicles w/ Gabriel Aftermarket mounting kit		
F 69-89	PICKUP 3/4 TON, W200 SERIES All Single System Steering Stabilizer		
F 60-67	PICKUP 3/4 TON, W200 SERIES All Single System Steering Stabilizer		
F 71-87	VAN 1 TON, A / B SERIES / RAM All Single System Steering Stabilizer Replacement damper for vehicles w/ Gabriel Aftermarket mounting kit		
F 80-87	VAN 3/4 TON, A / B SERIES / RAM All Single System Steering Stabilizer		
F 78-79	VAN 3/4 TON, A / B SERIES / RAM All Van Charger Special		
F 71-77	VAN 3/4 TON, A / B SERIES / RAM All Single System Steering Stabilizer		
F 75-77	FORD PICKUP 1 TON, F-350 / SUPERDUTY Manual Steering Single System Steering Stabilizer Replacement damper for vehicles w/ Gabriel Aftermarket mounting kit		
F 60-74	PICKUP 1 TON, F-350 / SUPERDUTY All Single System Steering Stabilizer Replacement damper for vehicles with the Gabriel Aftermarket mounting kit		
F 75-77	PICKUP 3/4 TON, F-250 / SUPERDUTY 4WD, Manual Steering Single System Steering Stabilizer		
F 60-74	PICKUP 3/4 TON, F-250 / SUPERDUTY All Single System Steering Stabilizer		
F 74-79	VAN 3/4 TON, ECONOLINE / CLUB WAGON / SUPERDUTY All QuadraVan Special		
F 67-72	GMC PICKUP 3/4 TON, K25 / K2500 All Single System Steering Stabilizer		
F 75	INTERNATIONAL TRAVELALL 4WD Single System Steering Stabilizer		
6804SE	A	500498,141397	
F 77-86	CHEVROLET PICKUP 1 TON, K30 All Single System Steering Stabilizer		
F 73-86	PICKUP 3/4 TON, K20 All Single System Steering Stabilizer		
F 87	PICKUP 3/4 TON, V20 All Single System Steering Stabilizer		

Numerical listing

Shock	POP	Alternative No.	MTG Acc. Supplied
Pos.	Year	Application	
6804SE	A (cont)	500498,141397	
F 94-95	VAN 1 TON, G / EXPRESS All Single System Steering Stabilizer; HD w/ Straight Front Axle & Tilt Hood		
F 85-93	VAN 1 TON, P SERIES All Single System Steering Stabilizer; w/ I-Beam Front Suspension		
F 94-97	DODGE PICKUP 1 TON, RAM 3500 (SEE RAM 3500) 4WD With OEM 52038276		
F 94-97	PICKUP 1 TON, RAM 3500 (SEE RAM 3500) RWD w/ OEM 52038276 Solid Front Axle		
F 94-97	PICKUP 3/4 TON, RAM 2500 (SEE RAM 2500) 4WD With OEM 52038276		
F 73-86	GMC PICKUP 3/4 TON, K25 / K2500 All Single System Steering Stabilizer		
F 87	PICKUP 3/4 TON, V2500 All Single System Steering Stabilizer		
F 94-95	VAN 1 TON, G / SAVANA All Single System Steering Stabilizer; HD w/ Straight Front Axle & Tilt Hood		
6828SE	W	142718	
F 00-02	FORD E-450 ECONOLINE SUPER DUTY All		
F 02	E-550 ECONOLINE SUPER DUTY All		
F 03	E-550 SUPER DUTY All		
F 96-99	ECONOLINE SUPER DUTY All		
F 05	EXCURSION All		
F 99-10	PICKUP 1 TON, F-350 / SUPERDUTY RWD		
F 92-97	PICKUP 1 TON, F-350 / SUPERDUTY RWD		
F 99-10	PICKUP 3/4 TON, F-250 / SUPERDUTY RWD		
F 92-97	PICKUP 3/4 TON, F-250 / SUPERDUTY RWD		
F 21-22	VAN 1 TON, ECONOLINE / CLUB WAGON / SUPERDUTY All		
F 92-19	VAN 1 TON, ECONOLINE / CLUB WAGON / SUPERDUTY All		
F 96-04	VAN 3/4 TON, ECONOLINE / CLUB WAGON / SUPERDUTY All		
6847SE	C	143081	
F 00-07	DODGE PICKUP 1 TON, RAM 3500 (SEE RAM 3500) 4WD With OEM # 52106909AB, AC, AD		
F 00-07	PICKUP 1 TON, RAM 3500 (SEE RAM 3500) RWD With OEM # 52106909AB, AC, AD and Solid Front Axle		
F 00-07	PICKUP 3/4 TON, RAM 2500 (SEE RAM 2500) 4WD With OEM # 52106909AB, AC, AD		
6850SE	W	143168	
F 99-04	FORD PICKUP 1 TON, F-350 / SUPERDUTY 4WD Exc. OE Unit		
F 99-04	PICKUP 3/4 TON, F-250 / SUPERDUTY 4WD Exc. OE Unit		
6853SE	A	143155	
F 95-00	CHEVROLET PICKUP 1 TON, K35 / K3500 All Exc. OE Unit		
F 92-99	PICKUP 3/4 TON, C25 / C2500 All Exc. OE Unit		
F 99-00	PICKUP 3/4 TON, K25 / K2500 All Exc. OE Unit		
F 01-09	PICKUP 3/4 TON, SILVERADO 2500 HD 4WD 9200# GVW w/ OE Unit - 15059138 15155638		
F 99-00	GMC PICKUP 3/4 TON, K25 / K2500 4WD 9200# GVW w/ OE Unit - 15059138 15155638		
F 99-04	SIERRA 2500 4WD Up through 8600# GVW; Exc. OE Steering Stabilizer		
F 01-09	SIERRA 2500 HD 4WD 9200# GVW w/ OE Unit - 15059138 15155638		
6854SE	C	142718	
F 99-03	FORD PICKUP 1 TON, F-350 / SUPERDUTY 4WD With OE Unit		
F 99-03	PICKUP 3/4 TON, F-250 / SUPERDUTY 4WD With OE Unit		
F 99-04	PICKUP, F-450 SUPERDUTY 4 X 4		
F 99-04	PICKUP, F-550 SUPERDUTY 4 X 4		
6855SE	D	143154	
F 99-04	FORD PICKUP 1 TON, F-350 / SUPERDUTY 4WD Replacement Kit		

Numerical listing

Shock	POP	Alternative No.	MTG Acc. Supplied
Pos.	Year	Application	
6855SE	D	(cont)	143154
F	99-04	PICKUP 3/4 TON, F-250 / SUPERDUTY 4WD Replacement Kit	
6856SE	W		143156,143077
F	05-07	FORD PICKUP 3/4 TON, F-250 / SUPERDUTY 4WD Exc. OE Unit	
6861SE	W		143160
F	97-99	FORD PICKUP 3/4 TON, F-250 / SUPERDUTY 4WD, Torsion Bar (FrontSpringType)	
Max Control			
77375	C		140780
F	96-02	CHEVROLET VAN 1 TON, G / EXPRESS All	
F	96-02	VAN 3/4 TON, G / EXPRESS All Exc. 8600# GVW	
F	96-02	GMC VAN 1 TON, G / SAVANA All	
F	96-02	VAN 3/4 TON, G / SAVANA All Exc. 8600# GVW	
77403			
R	79-95	CHEVROLET VAN 1 TON, G / EXPRESS All 9200# GVW	
F	85	VAN 1 TON, P SERIES All Motorhome Chassis w/ I-Beam Front Suspension	
R	79-95	GMC VAN 1 TON, G / SAVANA Cutaway Van 9200# GVW	
F	85	VAN 1 TON, P SERIES All Motorhome Chassis w/ I-Beam Front Suspension	
77412	A		
R	77-86	CHEVROLET PICKUP 1 TON, K30 All	
R	90-91	PICKUP 1 TON, R3500 All	
R	89	PICKUP 1 TON, R3500 Cab & Chassis, RWD	
R	89	PICKUP 1 TON, R3500 Crew Cab Pickup, RWD	
R	01-09	PICKUP 1 TON, SILVERADO 3500 All	
R	08-10	PICKUP 1 TON, SILVERADO 3500 HD All	
R	07	PICKUP 1 TON, SILVERADO 3500 HD All Classic	
R	87-88	PICKUP 1 TON, V30 All	
R	89-91	PICKUP 1 TON, V3000 / V3500 All	
R	99-08	PICKUP 3/4 TON, SILVERADO 2500 All	
R	01-10	PICKUP 3/4 TON, SILVERADO 2500 HD All	
R	07	SILVERADO 2500 HD CLASSIC All	
R	07	SILVERADO 3500 CLASSIC All	
R	77-86	GMC PICKUP 1 TON, K35 / K3500 All	
R	87-91	PICKUP 1 TON, V3000 / V3500 All	
R	99-04	SIERRA 2500 All	
R	01-10	SIERRA 2500 HD All	
R	07	SIERRA 2500 HD CLASSIC 4WD	
R	01-06	SIERRA 3500 All	
R	07	SIERRA 3500 CLASSIC All	
R	07-10	SIERRA 3500 HD All	
R	19-20	RAM 1500 (SEE DODGE RAM 1500) All	
R	19-20	1500 CLASSIC All	
77414	C		140780
F	97	FORD F-250 HD 4WD	
F	80-97	PICKUP 1 TON, F-350 / SUPERDUTY RWD	
F	97	PICKUP 3/4 TON, F-250 / SUPERDUTY RWD Over 8500# GVW	
F	80-96	PICKUP 3/4 TON, F-250 / SUPERDUTY RWD	
77455	C		
F	86-97	FORD PICKUP 1 TON, F-350 / SUPERDUTY 4WD	
F	97-98	PICKUP 3/4 TON, F-250 / SUPERDUTY 4WD Over 8500# GVW	
F	87-96	PICKUP 3/4 TON, F-250 / SUPERDUTY 4WD	
77461	B		
R	97	FORD F-250 HD 4WD	
R	86-97	PICKUP 1 TON, F-350 / SUPERDUTY 4WD Dual Rear Wheels	

Steering Stabilizer, Max Control

Shock	POP	Alternative No.	MTG Acc. Supplied
Pos.	Year	Application	
77461	B	(cont)	
R	82-85	PICKUP 1 TON, F-350 / SUPERDUTY 4WD Clevis Type Lower Front Mount; Exc. Dual Rear Wheels or Lift Kit	
R	80-81	PICKUP 1 TON, F-350 / SUPERDUTY 4WD	
R	97	PICKUP 3/4 TON, F-250 / SUPERDUTY 4WD Over 8500# GVW	
R	87-96	PICKUP 3/4 TON, F-250 / SUPERDUTY 4WD	
R	82-86	PICKUP 3/4 TON, F-250 / SUPERDUTY 4WD Clevis Type Lower Front Mount; Exc. Dual Rear Wheels or Lift Kit	
R	80-81	PICKUP 3/4 TON, F-250 / SUPERDUTY 4WD	
R	99-04	PICKUP, F-450 SUPERDUTY All	
R	99-04	PICKUP, F-550 SUPERDUTY All	
77488	B		
R	91-00	CHEVROLET PICKUP 1 TON, C35/3500 All	
R	88-90	PICKUP 1 TON, C35/3500 Extended Cab Pickup Exc. HD Straight Front Axle	
R	88-90	PICKUP 1 TON, C35/3500 Standard Cab Pickup Exc. HD Straight Front Axle	
R	88-00	PICKUP 1 TON, K35 / K3500 All	
R	88-00	PICKUP 3/4 TON, C25 / C2500 All	
R	88-00	PICKUP 3/4 TON, K25 / K2500 All	
R	91-00	GMC PICKUP 1 TON, C35/3500 All	
R	88-90	PICKUP 1 TON, C35/3500 Extended Cab Pickup Exc. HD Straight Front Axle	
R	88-90	PICKUP 1 TON, C35/3500 Standard Cab Pickup Exc. HD Straight Front Axle	
R	88-00	PICKUP 1 TON, K35 / K3500 All	
R	88-00	PICKUP 3/4 TON, C25 / C2500 All	
R	88-00	PICKUP 3/4 TON, K25 / K2500 All	
77489	C		
F	98-00	CHEVROLET PICKUP 1 TON, C35/3500 All Exc. HD Straight Front Axle	
F	92-97	PICKUP 1 TON, C35/3500 Crew Cab Pickup Exc. HD Straight Front Axle	
F	88-97	PICKUP 1 TON, C35/3500 Extended Cab Pickup Exc. HD Straight Front Axle	
F	88-97	PICKUP 1 TON, C35/3500 Standard Cab Pickup Exc. HD Straight Front Axle	
F	88-00	PICKUP 3/4 TON, C25 / C2500 All	
F	92-00	GMC PICKUP 1 TON, C35/3500 Crew Cab Pickup Exc. HD Straight Front Axle	
F	88-00	PICKUP 1 TON, C35/3500 Extended Cab Pickup Exc. HD Straight Front Axle	
F	88-00	PICKUP 1 TON, C35/3500 Standard Cab Pickup Exc. HD Straight Front Axle	
F	88-00	PICKUP 3/4 TON, C25 / C2500 All	
77609	A		
F	88-00	CHEVROLET PICKUP 1 TON, K35 / K3500 All	
F	88-00	PICKUP 3/4 TON, K25 / K2500 All	
F	88-00	GMC PICKUP 1 TON, K35 / K3500 All	
F	88-00	PICKUP 3/4 TON, K25 / K2500 All	
77614	A		140780
F	00-02	FORD E-450 ECONOLINE SUPER DUTY All	
F	96-99	ECONOLINE SUPER DUTY All	
F	21-22	VAN 1 TON, ECONOLINE / CLUB WAGON / SUPERDUTY All	
F	07-19	VAN 1 TON, ECONOLINE / CLUB WAGON / SUPERDUTY All Exc. Cutaway Chassis	
F	99-19	VAN 1 TON, ECONOLINE / CLUB WAGON / SUPERDUTY All	
F	92-05	VAN 1 TON, ECONOLINE / CLUB WAGON / SUPERDUTY All Cutaway Chassis	
F	92-14	VAN 3/4 TON, ECONOLINE / CLUB WAGON / SUPERDUTY All	

Numerical listing

Shock	POP	Alternative No.	MTG Acc. Supplied
Pos.	Year	Application	
77623	C		142731
R	00-02	FORD E-450 ECONOLINE SUPER DUTY All	
R	00-02	E-450 ECONOLINE SUPER DUTY All Exc. Cutaway Chassis	
R	96-99	ECONOLINE SUPER DUTY All	
R	21-22	VAN 1 TON, ECONOLINE / CLUB WAGON / SUPERDUTY All	
R	03-19	VAN 1 TON, ECONOLINE / CLUB WAGON / SUPERDUTY All Exc. Cutaway Chassis	
R	07-08	VAN 1 TON, ECONOLINE / CLUB WAGON / SUPERDUTY All	
R	92-05	VAN 1 TON, ECONOLINE / CLUB WAGON / SUPERDUTY All Cutaway Chassis	
R	99-03	VAN 1 TON, ECONOLINE / CLUB WAGON / SUPERDUTY All	
R	92-14	VAN 3/4 TON, ECONOLINE / CLUB WAGON / SUPERDUTY All	
77638	A		
R	09-22	CHEVROLET EXPRESS 4500 All	
R	03-22	VAN 1 TON, G / EXPRESS All	
R	03-22	VAN 3/4 TON, G / EXPRESS All	
R	96-02	VAN 3/4 TON, G / EXPRESS All Exc. 8600# GVW	
R	15-16	GMC SAVANA 4500 All	
R	04-22	VAN 1 TON, G / SAVANA All	
R	96-02	VAN 1 TON, G / SAVANA All Exc. 8600# GVW	
R	96	VAN 1 TON, G / SAVANA All 7100, 7400 and 8600# GVW	
R	03-22	VAN 3/4 TON, G / SAVANA All	
R	96-02	VAN 3/4 TON, G / SAVANA All Exc. 8600# GVW	
77661	D		
F	94-02	DODGE PICKUP 1 TON, RAM 3500 (SEE RAM 3500) RWD Exc. Solid Front Axle	
F	94-02	PICKUP 3/4 TON, RAM 2500 (SEE RAM 2500) RWD	
77662	B		
R	79-89	CHEVROLET VAN 3/4 TON, P SERIES All	
R	94-02	DODGE PICKUP 1 TON, RAM 3500 (SEE RAM 3500) RWD Exc. Solid Front Axle	
R	94-02	PICKUP 3/4 TON, RAM 2500 (SEE RAM 2500) All Exc. 8800# GVW	
R	75-99	GMC VAN 1 TON, P SERIES All	
R	73-74	VAN 1 TON, P SERIES Base Cutaway Chassis	
R	74	VAN 1 TON, P SERIES Motorhome	
77673	W		142731
F	94-02	DODGE PICKUP 3/4 TON, RAM 2500 (SEE RAM 2500) 4WD Exc. 8800# GVW	
77674	A		142731
F	94-02	DODGE PICKUP 1 TON, RAM 3500 (SEE RAM 3500) 4WD	
F	94-02	PICKUP 1 TON, RAM 3500 (SEE RAM 3500) RWD Solid Front Axle	
F	94-02	PICKUP 3/4 TON, RAM 2500 (SEE RAM 2500) 4WD 8800# GVW	
77675	C		
R	94-02	DODGE PICKUP 1 TON, RAM 3500 (SEE RAM 3500) 4WD	
R	94-02	PICKUP 1 TON, RAM 3500 (SEE RAM 3500) RWD Solid Front Axle	
R	94-02	PICKUP 3/4 TON, RAM 2500 (SEE RAM 2500) 4WD 8800# GVW	
77714	D		142731
F	96-99	FORD PICKUP 3/4 TON, F-250 / SUPERDUTY RWD Up through 8500# GVW	
77715	C		142700
R	97-99	FORD PICKUP 3/4 TON, F-250 / SUPERDUTY 4WD Up through 8500# GVW	
77716	B		142731
F	97-99	FORD PICKUP 3/4 TON, F-250 / SUPERDUTY 4WD Up through 8500# GVW	
77783	C		141665
F	99-04	CHEVROLET PICKUP 3/4 TON, SILVERADO 2500 RWD	

Numerical listing

Shock	POP	Alternative No.	MTG Acc. Supplied
Pos.	Year	Application	
77783	C	(cont)	141665
F	01-04	PICKUP 3/4 TON, SILVERADO 2500 HD RWD	
F	99-04	GMC SIERRA 2500 RWD Exc. Electronic Adjustable Suspension	
F	01-04	SIERRA 2500 HD RWD	
77807	C		142617
F	99-12	FORD PICKUP 1 TON, F-350 / SUPERDUTY RWD	
F	99-13	PICKUP 3/4 TON, F-250 / SUPERDUTY RWD	
77808	D		
R	99-04	FORD PICKUP 1 TON, F-350 / SUPERDUTY RWD	
R	99-04	PICKUP 3/4 TON, F-250 / SUPERDUTY RWD	
77809	A		
R	97	FORD F-250 HD All	
F	99-04	PICKUP 1 TON, F-350 / SUPERDUTY 4WD	
R	80-97	PICKUP 1 TON, F-350 / SUPERDUTY RWD Exc. Dual Rear Wheels	
F	99-04	PICKUP 3/4 TON, F-250 / SUPERDUTY 4WD	
R	97	PICKUP 3/4 TON, F-250 / SUPERDUTY RWD Over 8500# GVW	
R	80-96	PICKUP 3/4 TON, F-250 / SUPERDUTY RWD	
F	99-04	PICKUP, F-450 SUPERDUTY All	
F	99-04	PICKUP, F-550 SUPERDUTY All	
77810	B		
R	99-04	FORD PICKUP 1 TON, F-350 / SUPERDUTY 4WD	
R	99-04	PICKUP 3/4 TON, F-250 / SUPERDUTY 4WD	
77817	A		141665
F	01-09	CHEVROLET PICKUP 1 TON, SILVERADO 3500 All	
F	07-10	PICKUP 1 TON, SILVERADO 3500 HD All	
F	05-08	PICKUP 3/4 TON, SILVERADO 2500 All	
F	99-04	PICKUP 3/4 TON, SILVERADO 2500 4WD	
F	01-10	PICKUP 3/4 TON, SILVERADO 2500 HD All 9200# GVW	
F	07	SILVERADO 2500 HD CLASSIC All	
F	07	SILVERADO 3500 CLASSIC All	
F	99-04	GMC SIERRA 2500 4WD	
F	01-10	SIERRA 2500 HD All	
F	01-06	SIERRA 3500 All	
F	07-10	SIERRA 3500 HD Torsion Bar (FrontSpringType)	
77948	A		142731
F	07-10	DODGE PICKUP 1 TON, RAM 3500 (SEE RAM 3500) 4WD	
F	06	PICKUP 1 TON, RAM 3500 (SEE RAM 3500) 4WD Exc. 5.9L	
F	03-05	PICKUP 1 TON, RAM 3500 (SEE RAM 3500) 4WD	
F	07-10	PICKUP 3/4 TON, RAM 2500 (SEE RAM 2500) 4WD	
F	06	PICKUP 3/4 TON, RAM 2500 (SEE RAM 2500) 4WD, 4.7L 8Cyl V (287), 3.66 93.0(Bore)3.41 86.5(Stroke)	
F	06	PICKUP 3/4 TON, RAM 2500 (SEE RAM 2500) 4WD, 5.9L 6Cyl L (359), 4.02 102.0(Bore)4.72 120.0(Stroke)	
F	03-05	PICKUP 3/4 TON, RAM 2500 (SEE RAM 2500) 4WD	
F	15-18	RAM 2500 (SEE DODGE RAM 2500) Power Wagon	
F	11-14	2500 (SEE DODGE RAM 2500) 4WD	
F	11-15	3500 (SEE DODGE RAM 3500) 4WD	
77949	D		143000
F	03-10	DODGE PICKUP 1 TON, RAM 3500 (SEE RAM 3500) RWD	
F	03-10	PICKUP 3/4 TON, RAM 2500 (SEE RAM 2500) RWD	
F	11-15	RAM 2500 (SEE DODGE RAM 2500) RWD	
F	11-15	3500 (SEE DODGE RAM 3500) RWD	

Max Control, Guardian Shock

Shock	POP	Alternative No.	MTG Acc. Supplied
Pos.	Year	Application	
77950	A		
R	03-10	DODGE PICKUP 1 TON, RAM 3500 (SEE RAM 3500) All	
R	03-10	PICKUP 3/4 TON, RAM 2500 (SEE RAM 2500) All	
R	11-13	RAM 2500 (SEE DODGE RAM 2500) All	
R	11-13	3500 (SEE DODGE RAM 3500) All	
77951	A		142731
F	05-16	FORD PICKUP 1 TON, F-350 / SUPERDUTY 4WD	
F	05-16	PICKUP 3/4 TON, F-250 / SUPERDUTY 4WD	
77952	A		
R	13-16	FORD PICKUP 1 TON, F-350 / SUPERDUTY 4WD	
R	05-12	PICKUP 1 TON, F-350 / SUPERDUTY Crew Cab Pickup, 4WD Single Rear Wheels	
R	05-12	PICKUP 1 TON, F-350 / SUPERDUTY Extended Cab Pickup, 4WD Single Rear Wheels	
R	05-12	PICKUP 1 TON, F-350 / SUPERDUTY Standard Cab Pickup, 4WD Single Rear Wheels	
R	05-16	PICKUP 3/4 TON, F-250 / SUPERDUTY 4WD	
77967			
F	13-20	FORD PICKUP, F-450 SUPERDUTY All	
F	05-08	PICKUP, F-450 SUPERDUTY All	
F	13-20	PICKUP, F-550 SUPERDUTY All	
F	05-07	PICKUP, F-550 SUPERDUTY All	
77968			
R	13-16	FORD PICKUP, F-450 SUPERDUTY All	
R	05-07	PICKUP, F-450 SUPERDUTY 4 X 2	
R	13-16	PICKUP, F-550 SUPERDUTY All	
R	05-07	PICKUP, F-550 SUPERDUTY 4 X 2	
77969			
R	13-16	FORD PICKUP, F-450 SUPERDUTY 4 X 4	
R	05-07	PICKUP, F-450 SUPERDUTY 4 X 4	
R	13-16	PICKUP, F-550 SUPERDUTY 4 X 4	
R	05-07	PICKUP, F-550 SUPERDUTY 4 X 4	
77976	C		
R	11-22	CHEVROLET PICKUP 1 TON, SILVERADO 3500 HD All	
R	11-22	PICKUP 3/4 TON, SILVERADO 2500 HD All	
R	11-22	GMC SIERRA 2500 HD All	
R	11-22	SIERRA 3500 HD All	
R	14-20	RAM 3500 (SEE DODGE RAM 3500) 4WD	
77980	W		142731
F	06	DODGE PICKUP 1 TON, RAM 3500 (SEE RAM 3500) 4WD, 5.7L 8Cyl V (345), 3.92 99.57(Bore)3.58 90.93(Stroke)	
F	06	PICKUP 3/4 TON, RAM 2500 (SEE RAM 2500) 4WD, 5.7L 8Cyl V (345), 3.92 99.57(Bore)3.58 90.93(Stroke)	
Guardian Shock			
81039	A		140357
F	75-86	CHEVROLET PICKUP 1 TON, C30 All	
F	88-91	PICKUP 1 TON, C35/3500 Cab & Chassis Exc Heavy Duty w/ Solid Front Axle	
F	87-88	PICKUP 1 TON, R30 All	
F	89-91	PICKUP 1 TON, R3500 All	
F	63-86	PICKUP 3/4 TON, C20 All	
F	87-88	PICKUP 3/4 TON, R20 All	
F	89	PICKUP 3/4 TON, R2500 All	
F	68-90	VAN 1 TON, P SERIES All Cutaway Chassis	
F	68-89	VAN 3/4 TON, P SERIES All	
F	88-91	GMC PICKUP 1 TON, C35/3500 Cab & Chassis	
F	80-86	PICKUP 1 TON, C35/3500 All	
F	67-78	PICKUP 1 TON, C35/3500 All	
F	87-91	PICKUP 1 TON, R3500 All	
F	83-86	PICKUP 3/4 TON, C25 / C2500 All	
F	75-82	PICKUP 3/4 TON, C25 / C2500 Cab & Chassis	
F	75-82	PICKUP 3/4 TON, C25 / C2500 Crew Cab Pickup	

Numerical listing

Shock	POP	Alternative No.	MTG Acc. Supplied
Pos.	Year	Application	
81039	A	(cont)	140357
F	75-82	PICKUP 3/4 TON, C25 / C2500 Standard Cab Pickup	
F	67-74	PICKUP 3/4 TON, C25 / C2500 All	
F	87-89	PICKUP 3/4 TON, R2500 All Exc. Crew Cab & Bonus Cab	
F	66	PICKUP 2500 SERIES All	
F	75-90	VAN 1 TON, P SERIES All Cutaway Chassis	
F	73-74	VAN 1 TON, P SERIES Base Cutaway Chassis	
F	68-72	VAN 1 TON, P SERIES All	
F	68-89	VAN 3/4 TON, P SERIES All	
81082	D		
R	97	FORD F-250 HD RWD	
R	80-97	PICKUP 1 TON, F-350 / SUPERDUTY RWD Exc. Dual Rear Wheels	
R	97	PICKUP 3/4 TON, F-250 / SUPERDUTY RWD Over 8500# GVW	
R	80-96	PICKUP 3/4 TON, F-250 / SUPERDUTY RWD	
81091	C		
R	72-93	DODGE PICKUP 1 TON, D300 SERIES All	
R	72-93	PICKUP 3/4 TON, D200 SERIES All	
81096	C		140126
F	72-93	DODGE PICKUP 3/4 TON, D200 SERIES All Exc. Heavy Duty Package	
F	99-03	VAN 1 TON, A / B SERIES / RAM All	
F	71-98	VAN 1 TON, A / B SERIES / RAM All Exc. 4000# Front Axle	
F	71-03	VAN 3/4 TON, A / B SERIES / RAM All	
F	74-80	VAN, CB300 All Exc. 4000# Front Axle	
F	74-83	PLYMOUTH VAN 1 TON, PB SERIES All Exc. 4000# Front Axle	
F	74-83	VAN 3/4 TON, PB SERIES All	
81113	D		
F	81-86	CHEVROLET PICKUP 3/4 TON, K20 All Standard Suspension; Exc. Lift Kit	
F	69-80	PICKUP 3/4 TON, K20 All Exc. Lift Kit	
F	69-86	GMC PICKUP 3/4 TON, K25 / K2500 All Exc. Quad Suspension and Lift Kit	
F	87	PICKUP 3/4 TON, V2500 All Quad Suspension Short Shock; Exc. Lift Kit	
81147	B		
F	61-66	FORD PICKUP 1 TON, F-350 / SUPERDUTY All	
F	61-64	PICKUP 3/4 TON, F-250 / SUPERDUTY All	
F	68-75	PICKUP P350 All Up through 8000# GVW	
F	75-76	PICKUP P400 All Up through 8000# GVW	
F	68	INTERNATIONAL 1200C All Exc. 166" Wheelbase	
R	68	1200C All Exc. 166" Wheelbase	
R	68	1300C All Exc. 166" Wheelbase	
R	68	1300C All Exc. 166" Wheelbase	
R	68-72	M1100 / M1200 All	
R	69	M1400 All	
81164	B		140357
R	75-86	CHEVROLET PICKUP 3/4 TON, C20 Standard Cab Pickup	
R	73-74	PICKUP 3/4 TON, C20 All Standard Cab Pickup	
R	73-86	PICKUP 3/4 TON, K20 All Exc. Lift Kit	
R	87	PICKUP 3/4 TON, R20 Standard Cab Pickup	
R	87	PICKUP 3/4 TON, V20 All Exc. Quad Suspension and Lift Kit	
R	73-78	VAN 3/4 TON, P SERIES All	
R	83-86	GMC PICKUP 3/4 TON, C25 / C2500 All	
R	75-82	PICKUP 3/4 TON, C25 / C2500 Cab & Chassis	
R	75-82	PICKUP 3/4 TON, C25 / C2500 Standard Cab Pickup	
R	73-86	PICKUP 3/4 TON, K25 / K2500 All Exc. Lift Kit	

Numerical listing

Shock	POP	Alternative No.	MTG Acc. Supplied
Pos.	Year	Application	
81164		B (cont)	140357
R	88-89	PICKUP 3/4 TON, R2500 All Exc. Crew Cab & Bonus Cab	
R	87	PICKUP 3/4 TON, R2500 Cab & Chassis Exc. Crew Cab & Bonus Cab	
R	87	PICKUP 3/4 TON, R2500 Standard Cab Pickup Exc. Crew Cab & Bonus Cab	
R	87	PICKUP 3/4 TON, V2500 All Exc. Lift Kit	
R	73-78	VAN 3/4 TON, P SERIES All	
81242		B	140126
R	75-79	FORD PICKUP 1 TON, F-350 / SUPERDUTY Extended Cab Pickup, RWD	
R	75-79	PICKUP 3/4 TON, F-250 / SUPERDUTY Cab & Chassis, RWD	
R	75-79	PICKUP 3/4 TON, F-250 / SUPERDUTY Standard Cab Pickup, RWD	
R	73-74	PICKUP 3/4 TON, F-250 / SUPERDUTY RWD Exc. Supercab	
R	70-72	PICKUP 3/4 TON, F-250 / SUPERDUTY All RWD; Exc. Supercab	
81270		A	140523
R	60	FORD PICKUP 1 TON, F-350 / SUPERDUTY All	
R	60	PICKUP 3/4 TON, F-250 / SUPERDUTY All	
81342		C	
R	81-93	DODGE PICKUP 1 TON, W300 SERIES All Exc. Quad Suspension and Lift Kit	
R	72-80	PICKUP 1 TON, W300 SERIES All	
R	90-93	PICKUP 3/4 TON, W200 SERIES Extended Cab Pickup Exc. Lift Kit	
R	88-93	PICKUP 3/4 TON, W200 SERIES Cab & Chassis Exc. Lift Kit	
R	81-93	PICKUP 3/4 TON, W200 SERIES Standard Cab Pickup Exc. Lift Kit	
R	86	PICKUP 3/4 TON, W200 SERIES Cab & Chassis Exc. Lift Kit	
R	81-83	PICKUP 3/4 TON, W200 SERIES Cab & Chassis Exc. Lift Kit	
R	81-82	PICKUP 3/4 TON, W200 SERIES Extended Cab Pickup Exc. Lift Kit	
R	72-80	PICKUP 3/4 TON, W200 SERIES All	
R	78-80	RD200 All	
81394		B	140780
F	75-79	FORD PICKUP 1 TON, F-350 / SUPERDUTY RWD	
F	75-79	PICKUP 1 TON, F-350 / SUPERDUTY RWD RWD, 4WD Quad Suspension Rearward of Front Axle, Non Quad Suspension	
F	67-74	PICKUP 1 TON, F-350 / SUPERDUTY All RWD	
F	67-74	PICKUP 1 TON, F-350 / SUPERDUTY All RWD, 4WD Quad Suspension Rearward of Front Axle, Non Quad Suspension	
F	73-79	PICKUP 3/4 TON, F-250 / SUPERDUTY RWD	
F	73-79	PICKUP 3/4 TON, F-250 / SUPERDUTY RWD RWD, 4WD Quad Suspension Rearward of Front Axle, Non Quad Suspension	
F	65-72	PICKUP 3/4 TON, F-250 / SUPERDUTY All RWD	
F	65-72	PICKUP 3/4 TON, F-250 / SUPERDUTY All RWD, 4WD Quad Suspension Rearward of Front Axle, Non Quad Suspension	
F	75-91	VAN 1 TON, ECONOLINE / CLUB WAGON / SUPERDUTY All Exc. Cutaway Chassis	
F	75-91	VAN 1 TON, ECONOLINE / CLUB WAGON / SUPERDUTY All Exc. Cutaway Chassis RWD, 4WD Quad Suspension Rearward of Front Axle, Non Quad Suspension	
F	75-91	VAN 3/4 TON, ECONOLINE / CLUB WAGON / SUPERDUTY All	
F	75-91	VAN 3/4 TON, ECONOLINE / CLUB WAGON / SUPERDUTY All RWD, 4WD Quad Suspension Rearward of Front Axle, Non Quad Suspension	

Guardian Shock

Shock	POP	Alternative No.	MTG Acc. Supplied
Pos.	Year	Application	
81484		C	141137
R	75-79	FORD PICKUP 1 TON, F-350 / SUPERDUTY Standard Cab Pickup, RWD	
R	73-74	PICKUP 1 TON, F-350 / SUPERDUTY All RWD; Exc. Supercab	
R	75-79	PICKUP 3/4 TON, F-250 / SUPERDUTY Extended Cab Pickup, RWD	
R	73-74	PICKUP 3/4 TON, F-250 / SUPERDUTY RWD Supercab	
R	65-72	PICKUP 3/4 TON, F-250 / SUPERDUTY All RWD; Supercab	
R	69-74	VAN 1 TON, ECONOLINE / CLUB WAGON / SUPERDUTY All	
R	69-74	VAN 3/4 TON, ECONOLINE / CLUB WAGON / SUPERDUTY All	
81490		B	140780
F	89-90	FORD F-200 All	
F	97	F-250 HD RWD	
F	80-97	PICKUP 1 TON, F-350 / SUPERDUTY RWD	
F	97	PICKUP 3/4 TON, F-250 / SUPERDUTY RWD Over 8500# GVW	
F	80-96	PICKUP 3/4 TON, F-250 / SUPERDUTY RWD	
81496		D	
F	81-86	CHEVROLET PICKUP 3/4 TON, K20 All Quad Suspension Long Shock; Exc. Lift Kit	
F	87	PICKUP 3/4 TON, V20 All Quad Suspension Long Shock; Exc. Lift Kit	
R	78-95	VAN 1 TON, G / EXPRESS Cutaway Van	
R	78-95	VAN 3/4 TON, G / EXPRESS All Exc. 8600# GVW	
R	99-03	DODGE VAN 1 TON, A / B SERIES / RAM All	
R	95-98	VAN 1 TON, A / B SERIES / RAM All Exc. 4000# Front Axle	
R	71-94	VAN 1 TON, A / B SERIES / RAM All	
R	71-03	VAN 3/4 TON, A / B SERIES / RAM All	
R	74-80	VAN, CB300 All	
F	87-88	GMC PICKUP 1 TON, V3000 / V3500 All Quad Suspension Long Shock; Exc. Lift Kit	
F	81-86	PICKUP 3/4 TON, K25 / K2500 All Quad Suspension Long Shock; Exc. Lift Kit	
F	87	PICKUP 3/4 TON, V2500 All Quad Suspension Long Shock; Exc. Lift Kit	
R	85-96	VAN 1 TON, G / SAVANA Extended Cargo Van	
R	85-96	VAN 1 TON, G / SAVANA Extended Passenger Van	
R	79-96	VAN 1 TON, G / SAVANA Standard Cargo Van	
R	79-96	VAN 1 TON, G / SAVANA Standard Passenger Van	
R	78	VAN 1 TON, G / SAVANA Cutaway Van	
R	78-95	VAN 3/4 TON, G / SAVANA All Exc. 8600# GVW	
R	74-83	PLYMOUTH VAN 1 TON, PB SERIES All	
R	74-83	VAN 3/4 TON, PB SERIES All	
81510		B	
R	97	FORD F-250 HD 4WD	
R	86-97	PICKUP 1 TON, F-350 / SUPERDUTY 4WD Dual Rear Wheels	
R	82-85	PICKUP 1 TON, F-350 / SUPERDUTY 4WD Clevis Type Lower Front Mount; Exc. Dual Rear Wheels or Lift Kit	
R	80-81	PICKUP 1 TON, F-350 / SUPERDUTY 4WD	
R	97	PICKUP 3/4 TON, F-250 / SUPERDUTY 4WD Over 8500# GVW	
R	86-96	PICKUP 3/4 TON, F-250 / SUPERDUTY 4WD	
R	82-85	PICKUP 3/4 TON, F-250 / SUPERDUTY 4WD Clevis Type Lower Front Mount; Exc. Dual Rear Wheels or Lift Kit	
R	80-81	PICKUP 3/4 TON, F-250 / SUPERDUTY 4WD	

Numerical listing

Shock	POP	Alternative No.	MTG Acc. Supplied
Pos.	Year	Application	
81667		C	
R	88-00	CHEVROLET PICKUP 1 TON, C35/3500 Extended Cab Pickup Exc. HD Straight Front Axle	
R	88-00	PICKUP 1 TON, C35/3500 Standard Cab Pickup Exc. HD Straight Front Axle	
R	88-00	PICKUP 1 TON, K35 / K3500 All	
R	88-00	PICKUP 3/4 TON, C25 / C2500 All	
R	88-00	PICKUP 3/4 TON, K25 / K2500 All	
R	89-00	GMC PICKUP 1 TON, C35/3500 Extended Cab Pickup Exc. HD Straight Front Axle	
R	88-00	PICKUP 1 TON, C35/3500 Standard Cab Pickup Exc. HD Straight Front Axle	
R	88-00	PICKUP 1 TON, K35 / K3500 All	
R	88-00	PICKUP 3/4 TON, C25 / C2500 All	
R	88-00	PICKUP 3/4 TON, K25 / K2500 All	
81668		B	141277
F	92-00	CHEVROLET PICKUP 1 TON, C35/3500 All Exc. HD Straight Front Axle	
F	88-91	PICKUP 1 TON, C35/3500 Extended Cab Pickup Exc. HD Straight Front Axle	
F	88-91	PICKUP 1 TON, C35/3500 Standard Cab Pickup Exc. HD Straight Front Axle	
F	88-00	PICKUP 3/4 TON, C25 / C2500 All	
F	88-00	GMC PICKUP 1 TON, C35/3500 All Exc. HD Straight Front Axle	
F	88-00	PICKUP 3/4 TON, C25 / C2500 All	
81676		A	
R	53-55	FORD PICKUP 1 TON, F-350 / SUPERDUTY All	
R	53-55	PICKUP 3/4 TON, F-250 / SUPERDUTY All	
81710			
R	80-97	FORD PICKUP 1 TON, F-350 / SUPERDUTY RWD Dual Rear Wheels	
81713		B	140800
F	96-02	CHEVROLET VAN 1 TON, G / EXPRESS All	
F	96-02	VAN 3/4 TON, G / EXPRESS All Exc. 8600# GVW	
F	96-02	GMC VAN 1 TON, G / SAVANA All	
F	96-02	VAN 3/4 TON, G / SAVANA All Exc. 8600# GVW	
81726		W	
F	88-00	CHEVROLET PICKUP 1 TON, K35 / K3500 All	
F	88-00	PICKUP 3/4 TON, K25 / K2500 All	
F	88-00	GMC PICKUP 1 TON, K35 / K3500 All	
F	88-00	PICKUP 3/4 TON, K25 / K2500 All	
81744		A	140780
F	21-22	FORD VAN 1 TON, ECONOLINE / CLUB WAGON / SUPERDUTY All	
F	92-19	VAN 1 TON, ECONOLINE / CLUB WAGON / SUPERDUTY All	
F	92-14	VAN 3/4 TON, ECONOLINE / CLUB WAGON / SUPERDUTY All	
81821		W	
F	97	FORD F-250 HD 4WD	
F	86-97	PICKUP 1 TON, F-350 / SUPERDUTY 4WD	
F	97	PICKUP 3/4 TON, F-250 / SUPERDUTY 4WD Over 8500# GVW	
F	87-96	PICKUP 3/4 TON, F-250 / SUPERDUTY 4WD	
81825		W	
F	81-93	DODGE PICKUP 1 TON, W300 SERIES All Exc. Quad Suspension and Lift Kit	
F	61-80	PICKUP 1 TON, W300 SERIES All	
R	61-71	PICKUP 1 TON, W300 SERIES All	
F	90-93	PICKUP 3/4 TON, W200 SERIES Extended Cab Pickup Exc. Lift Kit	
F	88-93	PICKUP 3/4 TON, W200 SERIES Cab & Chassis Exc. Lift Kit	
F	81-93	PICKUP 3/4 TON, W200 SERIES Standard Cab Pickup Exc. Lift Kit	
F	86	PICKUP 3/4 TON, W200 SERIES Cab & Chassis Exc. Lift Kit	

Numerical listing

Guardian Shock, Classic Shock Absorbers, Cab Shock

Numerical listing

Shock	POP	Alternative No.	MTG Acc. Supplied
Pos.	Year	Application	
81825	W	(cont)	
F 81-83	PICKUP 3/4 TON, W200 SERIES Cab & Chassis Exc. Lift Kit		
F 81-82	PICKUP 3/4 TON, W200 SERIES Extended Cab Pickup Exc. Lift Kit		
F 69-80	PICKUP 3/4 TON, W200 SERIES All		
F 61-67	PICKUP 3/4 TON, W200 SERIES All		
F 78-80	RD200 All		
81828	W	142617	
R 21-22	FORD VAN 1 TON, ECONOLINE / CLUB WAGON / SUPERDUTY All		
R 10-19	VAN 1 TON, ECONOLINE / CLUB WAGON / SUPERDUTY All		
R 04-19	VAN 1 TON, ECONOLINE / CLUB WAGON / SUPERDUTY All Exc. Cutaway Chassis		
R 92-05	VAN 1 TON, ECONOLINE / CLUB WAGON / SUPERDUTY All		
R 92-14	VAN 3/4 TON, ECONOLINE / CLUB WAGON / SUPERDUTY All		
81834	W	140126	
F 72-93	DODGE PICKUP 1 TON, D300 SERIES All Heavy Duty Package		
F 82-93	PICKUP 3/4 TON, D200 SERIES All Heavy Duty Package		
F 75-81	PICKUP 3/4 TON, D200 SERIES 165.0 / 419.1 (WheelBase) Heavy Duty Package		
F 72-74	PICKUP 3/4 TON, D200 SERIES All Heavy Duty Package		
F 71-93	VAN 1 TON, A / B SERIES / RAM All 4000# Front Axle		
F 74-80	VAN, CB300 All 4000# Front Axle		
F 74-83	PLYMOUTH VAN 1 TON, PB SERIES All 4000# Front Axle		
81873	A		
R 94-02	DODGE PICKUP 1 TON, RAM 3500 (SEE RAM 3500) RWD Exc. Solid Front Axle		
R 94-03	PICKUP 3/4 TON, RAM 2500 (SEE RAM 2500) All Exc. 8800# GVW		
81892	D	142700	
R 97-99	FORD PICKUP 3/4 TON, F-250 / SUPERDUTY RWD Up through 8500# GVW		
81912	C	142731	
F 97-99	FORD PICKUP 3/4 TON, F-250 / SUPERDUTY RWD Up through 8500# GVW		
81913	W	142700	
R 97-99	FORD PICKUP 3/4 TON, F-250 / SUPERDUTY 4WD Up through 8500# GVW		
81914	D	142731	
F 97-99	FORD PICKUP 3/4 TON, F-250 / SUPERDUTY 4WD Up through 8500# GVW		
81919	D	142731	
F 99-02	DODGE PICKUP 3/4 TON, RAM 2500 (SEE RAM 2500) 4WD Exc. 8800# GVW		
F 94-95	PICKUP 3/4 TON, RAM 2500 (SEE RAM 2500) 4WD Exc. 8800# GVW		
81920	B	141665	
F 99-04	CHEVROLET PICKUP 3/4 TON, SILVERADO 2500 RWD Exc. Electronic Adjustable Suspension		
F 01-04	PICKUP 3/4 TON, SILVERADO 2500 HD RWD		
F 99-04	GMC SIERRA 2500 RWD Exc. Electronic Adjustable Suspension		
F 01-04	SIERRA 2500 HD RWD		
81921	A		
R 77-86	CHEVROLET PICKUP 1 TON, K30 All		
R 90-91	PICKUP 1 TON, R3500 All		
R 89	PICKUP 1 TON, R3500 Cab & Chassis, RWD		
R 89	PICKUP 1 TON, R3500 Crew Cab Pickup, RWD		
R 01-09	PICKUP 1 TON, SILVERADO 3500 All		
R 08-10	PICKUP 1 TON, SILVERADO 3500 HD All		
R 87-88	PICKUP 1 TON, V30 All		
R 89-91	PICKUP 1 TON, V3000 / V3500 All		

Shock	POP	Alternative No.	MTG Acc. Supplied
Pos.	Year	Application	
81921	A	(cont)	
R 99-08	PICKUP 3/4 TON, SILVERADO 2500 All		
R 01-10	PICKUP 3/4 TON, SILVERADO 2500 HD All		
R 94-02	DODGE PICKUP 1 TON, RAM 3500 (SEE RAM 3500) 4WD		
R 94-02	PICKUP 1 TON, RAM 3500 (SEE RAM 3500) RWD Solid Front Axle		
R 94-02	PICKUP 3/4 TON, RAM 2500 (SEE RAM 2500) 4WD 8800# GVW		
R 77-86	GMC PICKUP 1 TON, K35 / K3500 All		
R 87-91	PICKUP 1 TON, V3000 / V3500 All		
R 99-04	SIERRA 2500 All		
R 01-10	SIERRA 2500 HD All		
R 01-06	SIERRA 3500 All		
R 07-10	SIERRA 3500 HD All		
81925	C	141665	
F 01-08	CHEVROLET PICKUP 1 TON, SILVERADO 3500 All		
F 05-08	PICKUP 3/4 TON, SILVERADO 2500 All		
F 99-04	PICKUP 3/4 TON, SILVERADO 2500 4WD		
F 99-04	GMC SIERRA 2500 4WD		
81928	D	143000	
F 94-02	DODGE PICKUP 1 TON, RAM 3500 (SEE RAM 3500) RWD Exc. Solid Front Axle		
F 94-02	PICKUP 3/4 TON, RAM 2500 (SEE RAM 2500) RWD		
Classic Shock Absorbers			
82003	B		
R 67-72	CHEVROLET PICKUP 3/4 TON, C20 All Coil(RearSpringType)		
R 67-72	GMC PICKUP 3/4 TON, C25 / C2500 All Coil(RearSpringType)		
82007	B	140349	
F 68	INTERNATIONAL 1200C All Exc. 166" Wheelbase		
F 68	1300C All Exc. 166" Wheelbase		
F 68-72	M1100 / M1200 All		
F 69	M1400 All		
82012	C		
F 69-74	FORD VAN 1 TON, ECONOLINE / CLUB WAGON / SUPERDUTY All		
F 69-74	VAN 3/4 TON, ECONOLINE / CLUB WAGON / SUPERDUTY All		
82034	C	141138	
F 73-78	FORD PICKUP 3/4 TON, F-250 / SUPERDUTY 4WD Up through Serial No. Y20000		
F 66-72	PICKUP 3/4 TON, F-250 / SUPERDUTY All 4WD; Up through Serial No. Y2000		
F 61-65	PICKUP 3/4 TON, F-250 / SUPERDUTY All 4WD		
82035	C	140357	
F 60-62	CHEVROLET PICKUP 3/4 TON, C20 All		
F 61-62	GMC PICKUP 2500 SERIES All		
82047	B	140630	
F 61-67	CHEVROLET VAN 1 TON, P SERIES All		
F 61-67	VAN 3/4 TON, P SERIES All		
F 67	GMC VAN 1 TON, P SERIES All		
F 67	VAN 3/4 TON, P SERIES All		
82065	C	140478	
R 74	DODGE M300 All		
R 74	M350 All		
R 61-71	PICKUP 1 TON, D300 SERIES All		
F 60	PICKUP 3/4 TON, D200 SERIES All		
F 60	PICKUP 3/4 TON, W200 SERIES All		
R 66-72	VAN 1 TON, P SERIES All		
R 61-64	VAN 1 TON, P SERIES All		
82086	B		
R 60-62	CHEVROLET PICKUP 3/4 TON, C20 All		
82147	W		
R 75-77	FORD PICKUP 3/4 TON, F-250 / SUPERDUTY 4WD Up through Serial No. Y20000		

Shock	POP	Alternative No.	MTG Acc. Supplied
Pos.	Year	Application	
82147	W	(cont)	
R 66-74	PICKUP 3/4 TON, F-250 / SUPERDUTY All 4WD; Up through Serial No. Y2000		
82155	A	141041	
R 61-62	CHEVROLET VAN 1 TON, P SERIES All		
R 61-62	VAN 3/4 TON, P SERIES All		
Cab Shock			
83006	D		
96-05	FREIGHTLINER FL50 All Day Cab Suspensions with O.E.M. Number :		
96-05	FL60 All Day Cab Suspensions with O.E.M. Number :		
83021	C		
90-96	CHEVROLET C60 KODIAK All Truck Cabs with Link Cabmate Model GMC104TK & O.E.M. Number :		
90-96	C70 KODIAK All Truck Cabs with Link Cabmate Model GMC104TK & O.E.M. Number :		
03-09	C4500 KODIAK All Truck Cabs with Link Cabmate Model GMC104TK & O.E.M. Number :		
03-09	C5500 KODIAK All Truck Cabs with Link Cabmate Model GMC104TK & O.E.M. Number :		
90-91	C5500 KODIAK All Truck Cabs with Link Cabmate Model GMC104TK & O.E.M. Number :		
97-09	C7500 KODIAK All Truck Cabs with Link Cabmate Model GMC104TK & O.E.M. Number :		
91-05	FREIGHTLINER FL60 All Trucks with Link Cabmate Models FRT153BC-A, FRT106BC or FRT106HD-A & O.E.M. Number :		
03-09	GMC C4500 TOPKICK All Truck Cabs with Link Cabmate Model GMC104TK & O.E.M. Number :		
03-09	C5500 TOPKICK All Truck Cabs with Link Cabmate Model GMC104TK & O.E.M. Number :		
90-96	C6000 TOPKICK All Truck Cabs with Link Cabmate Model GMC104TK & O.E.M. Number :		
03-09	C6500 TOPKICK All Truck Cabs with Link Cabmate Model GMC104TK & O.E.M. Number :		
97-01	C6500 TOPKICK All Truck Cabs with Link Cabmate Model GMC104TK & O.E.M. Number :		
96	C7000 TOPKICK All Truck Cabs with Link Cabmate Model GMC104TK & O.E.M. Number :		
93	C7000 TOPKICK All Truck Cabs with Link Cabmate Model GMC104TK & O.E.M. Number :		
02-09	C7500 TOPKICK All Truck Cabs with Link Cabmate Model GMC104TK & O.E.M. Number :		
83025	C		
03-09	GMC C4500 TOPKICK All Models with Link Cabmate Model GMT560 & O.E.M. Number :		
03-09	C5500 TOPKICK All Models with Link Cabmate Model GMT560 & O.E.M. Number :		
83040	W		
02-22	FREIGHTLINER M2 106 All Day Cab Models with Spring Suspensions & O.E.M. Number :		
83054	W		
02-20	INTERNATIONAL 4300 All Models with O.E.M. Number :		
02-19	4300LP All Models with O.E.M. Number :		
03-19	4400 All Models with O.E.M. Number :		
02-19	4400LP All Models with O.E.M. Number :		
13	DURASTAR All Models with O.E.M. Number :		
83066	W		
21-22	MACK MD6 All Models with O.E.M. Number :		

Numerical listing

Shock	POP	Alternative No.	MTG Acc. Supplied
Pos.	Year	Application	
83000 Series			
83101	W		
F	13	INTERNATIONAL 4300LP All Models with Vari-Rate Rear Suspension & O.E.M. Number :	
83103	W	145054 (2)	
F	88-96	MITSUBISHI FUSO FH All FH100 Suspension (All) & O.E.M. Number :	
83107	W	145080 (2)	
F	94-97	FORD F700 All Models with Multileaf Spring and w/ 10000, 12000 or 13200 lb. Axle & O.E.M. Number :	
F	94	F800 All Models with Multileaf Spring and w/ 10000, 12000 or 13200 lb. Axle & O.E.M. Number :	
83114	W	140780 (1)	
F	00-03	ISUZU FRR All Models with O.E.M. Number :	
F	95-98	FRR All Models with O.E.M. Number :	
F	87-96	FSR All Models with O.E.M. Number :	
F	88-94	NRR All Models with O.E.M. Number :	
F	89-94	UD 1800 All Models with O.E.M. Number :	
F	99-04	1800CS All Models with O.E.M. Number :	
F	89-94	2000 All Models with O.E.M. Number :	
83120	W	145089-000(1)/145143(1)	
R	05-22	FREIGHTLINER B2 All Models with 15,000 lb. Rear Suspension & O.E.M. Number :	
R	95-05	FL50 All Models with 15,000 lb. Rear Suspension & O.E.M. Number :	
R	91-05	FL60 All Models with 15,000 lb. Rear Suspension & O.E.M. Number :	
R	98-20	MT45 All Models with O.E.M. Number :	
R	99-11	MT55 All Models with O.E.M. Number :	
R	03-10	STERLING TRUCK ACTERRA All Models with 15,000 lb. Rear Suspension & O.E.M. Number :	
R	01-07	ACTERRA 5500 All Models with 15,000 lb. Rear Suspension & O.E.M. Number :	
83122	D		
R	11-22	FORD MOTORHOME CHASSIS / F53 All Motorhome Chassis with 16,000 lb. to 18,000 lb. GVW & O.E.M. Number :	
R	11-22	MOTORHOME CHASSIS / F53 All Motorhome Chassis with 20,500 lb. to 22,000 lb. GVW & O.E.M. Number : Motorhome Chassis with 20,500 lb to 22,000 lb GVW & O.E.M. Number :	
R	08-09	MOTORHOME CHASSIS / F53 All Motorhome Chassis with 16,000 lb. to 18,000 lb. GVW & O.E.M. Number :	
R	06-09	MOTORHOME CHASSIS / F53 All Motorhome Chassis with 20,500 lb. to 22,000 lb. GVW & O.E.M. Number : Motorhome Chassis with 20,500 lb to 22,000 lb GVW & O.E.M. Number :	
R	99-04	MOTORHOME CHASSIS / F53 All Motorhome Chassis with 20,500 lb. to 22,000 lb. GVW & O.E.M. Number : Motorhome Chassis with 20,500 lb to 22,000 lb GVW & O.E.M. Number :	
R	99	GMC T6500 All Models with Hendrickson Air Suspension (Stamping number 47902-13) & O.E.M. Number :	
83123	C		
R	10	IC CORPORATION RE SCHOOL BUS All RE Model School Buses (Low Profile) & O.E.M. Number :	
R	13-22	KENWORTH K270 All Models with Hendrickson HAS - 210L or HAS - 230L Rear Air Suspension & O.E.M. Number :	

83000 Series

Shock	POP	Alternative No.	MTG Acc. Supplied
Pos.	Year	Application	
83123	C (cont)		
R	01	K300 All Models with Hendrickson Rear Air Suspension & O.E.M. Number :	
R	96-97	K300 All Models with Hendrickson Rear Air Suspension & O.E.M. Number :	
R	08-22	T270 All Models with Hendrickson HAS - 210L or HAS - 230L Rear Air Suspension & O.E.M. Number :	
R	95-08	T300 All Models with Hendrickson HAS - 210L or HAS - 230L Rear Air Suspension & O.E.M. Number :	
R	13-22	PETERBILT 220 All Models with Hendrickson HAS - 210L or HAS - 230L Rear Air Suspension & O.E.M. Number :	
R	07	220 All Models with Hendrickson HAS - 210L or HAS - 230L Rear Air Suspension & O.E.M. Number :	
83125	B		
F	94	FORD B700 All Models with 14600 lb. Multileaf Spring & O.E.M. Number :	
F	88-97	MOTORHOME CHASSIS / F53 All F53 Motorhome Chassis (Over 30 feet)	
83126	D		
R	02-23	FREIGHTLINER M2 106 All Models with Reyco 79KB Spring Suspension & O.E.M. Number :	
F	05-10	HINO 145 All Models with O.E.M. Number :	
F	05-10	165 All Models with O.E.M. Number :	
F	05-10	185 All Models with O.E.M. Number :	
R	13-22	KENWORTH K270 All Models with Reyco 102 or 79KB Suspension (Drive Axle) & O.E.M. Number :	
R	01	K300 All Models with Reyco 102 or 79KB Suspension (Drive Axle) & O.E.M. Number :	
F	01	K300 All Models with Reyco 1209 or 1212 Suspension (Steer Axle) & O.E.M. Number :	
R	96-97	K300 All Models with Reyco 102 or 79KB Suspension (Drive Axle) & O.E.M. Number :	
F	96-97	K300 All Models with Reyco 1209 or 1212 Suspension (Steer Axle) & O.E.M. Number :	
R	08-19	T170 All Models with Reyco 79KB Spring Suspension & O.E.M. Number :	
R	08-22	T270 All Models with Reyco 102 or 79KB Suspension (Drive Axle) & O.E.M. Number :	
R	99-08	T300 All Models with Reyco 102 or 79KB Suspension (Drive Axle) & O.E.M. Number :	
R	99-08	T300 All Models with Reyco 1209 or 1212 Suspension (Steer Axle) & O.E.M. Number :	
R	08-15	PETERBILT 210 All Models with Reyco 102 or 79KB Suspension (Drive Axle) & O.E.M. Number :	
R	13-22	220 All Models with Reyco 102 or 79KB Suspension (Drive Axle) & O.E.M. Number :	
R	07	220 All Models with Reyco 102 or 79KB Suspension (Drive Axle) & O.E.M. Number :	
R	08-19	325 All Models with Reyco 102 or 79KB Suspension (Drive Axle) & O.E.M. Number :	
83127	C		
F	21-22	MACK MD6 All Models with 10,000 lb. Taperleaf Springs & O.E.M. Number :	
83134	W	145054 (1)	
R	05-21	FREIGHTLINER M2 All Models with Rear 52" Spring ,10000 lb. - 15000 lb. & O.E.M. Number :	
R	05-21	M2 All Models with Rear 52" Spring ,18000 lb. - 23000 lb. & O.E.M. Number :	
R	02-10	M2 100 All Models with Rear 52" Spring ,10000 lb. - 15000 lb. & O.E.M. Number :	

Numerical listing

Shock	POP	Alternative No.	MTG Acc. Supplied
Pos.	Year	Application	
83134	W (cont)		145054 (1)
R	02-10	M2 100 All Models with Rear 52" Spring ,18000 lb. - 23000 lb. & O.E.M. Number :	
R	02-23	M2 106 All Models with Rear 52" Spring ,10000 lb. - 15000 lb. & O.E.M. Number :	
R	02-23	M2 106 All Models with Rear 52" Spring ,18000 lb. - 23000 lb. & O.E.M. Number :	
83135	C		
F	02-20	INTERNATIONAL 4300 All Models with 6,000 to 8,000 lb. Front Suspension & O.E.M. Number :	
F	03-19	4400 All Models with 6,000 to 8,000 lb. Front Suspension & O.E.M. Number :	
F	12-18	TERRASTAR All Models with 6,000 to 7,000 lb. Front Axle & O.E.M. Number :	
83136	D	145054 (2)	
F	03-09	CHEVROLET C4500 KODIAK All C Chassis - Conventional Cab & O.E.M. Number :	
R	03-09	C4500 KODIAK All C Chassis - Conventional Cab w/19000, 21000, 23000 lb. Taperleaf Springs (EXC Low Profile Vehicle) & O.E.M. Number :	
F	03-09	C5500 KODIAK All C Chassis - Conventional Cab & O.E.M. Number :	
R	03-09	C5500 KODIAK All C Chassis - Conventional Cab w/19000, 21000, 23000 lb. Taperleaf Springs (EXC Low Profile Vehicle) & O.E.M. Number :	
F	90-91	C5500 KODIAK All C Chassis - Conventional Cab & O.E.M. Number :	
R	90-91	C5500 KODIAK All C Chassis - Conventional Cab w/19000, 21000, 23000 lb. Taperleaf Springs (EXC Low Profile Vehicle) & O.E.M. Number :	
R	92-96	P60 All Motorhome Chassis with O.E.M. Number :	
R	92-96	P6000 All Motorhome Chassis with O.E.M. Number :	
R	92-96	VAN 1 TON, P SERIES All Motorhome Chassis with O.E.M. Number :	
R	03-09	GMC C4500 TOPKICK All C Chassis - Conventional Cab w/19000, 21000, 23000 lb. Taperleaf Springs (EXC Low Profile Vehicle) & O.E.M. Number :	
F	03-09	C4500 TOPKICK All C Chassis - Conventional Cab with O.E.M. Number :	
R	03-09	C5500 TOPKICK All C Chassis - Conventional Cab w/19000, 21000, 23000 lb. Taperleaf Springs (EXC Low Profile Vehicle) & O.E.M. Number :	
F	03-09	C5500 TOPKICK All C Chassis - Conventional Cab with O.E.M. Number :	
F	04-09	T6500 All FL1 Tilt Cab with 8100 lb. Axle & O.E.M. Number :	
F	04-09	T6500 All FL2 Tilt Cab with 5000 to 11000 lb. Axle & O.E.M. Number :	
F	04-09	T6500 All FL3 Tilt Cab with 14575 lb. Axle & O.E.M. Number :	
F	97-02	T6500 All FL1 Tilt Cab with 8100 lb. Axle & O.E.M. Number :	
F	97-02	T6500 All FL2 Tilt Cab with 5000 to 11000 lb. Axle & O.E.M. Number :	
F	97-02	T6500 All FL3 Tilt Cab with 14575 lb. Axle & O.E.M. Number :	
R	97-99	T6500 All Tilt Cab w/19000, 21000, 23000 lb. Taperleaf Springs (EXC Low Profile Veh.) & O.E.M. Number :	
R	97-02	ISUZU FSR All Models with 19000, 21000, 23000 lb. Taperleaf Springs (EXC Low Profile Veh.) & O.E.M. Number :	
F	97-02	FSR All Models with FL1 Tilt Cab with 8100 lb. Axle (Including Low Profile) & O.E.M. Number :	
R	97-09	FTR All Models with 19000, 21000, 23000 lb. Taperleaf Springs (EXC Low Profile Veh.) & O.E.M. Number :	

Numerical listing

Shock	POP	Alternative No.	MTG Acc. Supplied
Pos.	Year	Application	
83136	D (cont)	145054 (2)	
F	90-09	FTR All Models with O.E.M. Number :	
R	03-08	FVR All Models with 19000, 21000, 23000 lb. Taperleaf Springs (EXC Low Profile Veh.) & O.E.M. Number :	
F	03-08	FVR All Models with O.E.M. Number :	
R	01	KENWORTH K300 All Models with Woodhead Shock & O.E.M. Number :	
R	96-97	K300 All Models with Woodhead Shock & O.E.M. Number :	
83137	C		
R	18-22	ISUZU FTR All Models with Hendrickson HAS suspension & O.E.M. Number :	
R	00-11	FTR All Models with Hendrickson HAS suspension & O.E.M. Number :	
R	03-08	FVR All Models with Hendrickson HAS suspension & O.E.M. Number :	
R	13-23	KENWORTH K270 All Models with Hendrickson HAS - 230 Rear Air Suspension	
R	08-14	T270 All Models with Hendrickson HAS - 400 (Standard) Rear Air Suspension & O.E.M. Number :	
83140	D	415010-802(2)/145148(2)	
F	05-10	HINO 185 All Models with O.E.M. Number :	
F	05-14	238 All Models with O.E.M. Number :	
F	06-14	258 All Models with O.E.M. Number :	
F	05-14	268 All Models with O.E.M. Number :	
F	08-14	268A All Models with O.E.M. Number :	
83141	W	415010-802(2)/145148(2)	
F	98-04	HINO FB1817 All FE Models Trucks with O.E.M. Number :	
83142	D	145128 (1)	
R	05-21	FREIGHTLINER M2 All Models with Hendrickson HMX 400/460 Haulmax with 17.5" & 18.5" Saddle & O.E.M. Number :	
R	02-10	M2 100 All Models with Hendrickson HMX 400/460 Haulmax with 17.5" & 18.5" Saddle & O.E.M. Number :	
R	02-23	M2 106 All Models with Hendrickson HMX 400/460 Haulmax with 17.5" & 18.5" Saddle & O.E.M. Number :	
83143	W	145128 (1)	
R	05-21	FREIGHTLINER M2 All Models with Hendrickson HMX 400/460 Haulmax with 16.5" Saddle & O.E.M. Number :	
R	02-10	M2 100 All Models with Hendrickson HMX 400/460 Haulmax with 16.5" Saddle & O.E.M. Number :	
R	02-23	M2 106 All Models with Hendrickson HMX 400/460 Haulmax with 16.5" Saddle & O.E.M. Number :	
R	08-23	KENWORTH T270 All Models with Hendrickson HMX 400/460 Haulmax with 16.5" Saddle & O.E.M. Number :	
83157	W		
F	99-20	FREIGHTLINER MT45 All MT45 Step Van - w/35" Front Spring & O.E.M. Number :	
F	99-20	MT55 All MT55 Step Van - w/35" Front Spring & O.E.M. Number :	
83159	W	TR0027 (4)	
R	05-09	ISUZU FTR All Models with O.E.M. Number :	
R	95-18	NPR All Models with O.E.M. Number :	
R	20-23	NPR-HD All Models with 14,000 to 15,000 lb. Rear & O.E.M. Number :	
R	20-23	NPR-HD All Models with 15,000 to 16,000 lb. Rear & O.E.M. Number :	
R	03-19	NPR-HD All Models with O.E.M. Number :	
R	20-22	NQR All Models with 15,000 to 16,000 lb. Rear & O.E.M. Number :	
R	03-19	NQR All Models with O.E.M. Number :	
R	02	NQR All Diesel Models with O.E.M. Number :	

83000 Series

Shock	POP	Alternative No.	MTG Acc. Supplied
Pos.	Year	Application	
83159	W (cont)	TR0027 (4)	
R	95-97	NQR All Diesel Models with O.E.M. Number :	
R	20-23	NRR All Models with 15,000 to 16,000 lb. Rear & O.E.M. Number :	
R	05-19	NRR All Models with O.E.M. Number :	
83162	W	140780(1)/145116 & 406422 & 415010-802(1)	
F	87-92	ISUZU FSR All FSR Models with O.E.M. Number :	
F	11	MITSUBISHI FUSO FM330 All Models with O.E.M. Number :	
F	89-13	UD 2600 All Models with O.E.M. Number :	
83163	W		
F	10-21	IC CORPORATION CE SCHOOL BUS All CE Model School Buses (71 Capacity) with 9,000 to 10,000 lb. Front Suspension & O.E.M. Number :	
F	08-09	INTERNATIONAL 4300 All Models with 9,000 to 10,000 lb. Front Suspension & O.E.M. Number :	
F	08-09	4400 All Models with 9,000 to 10,000 lb. Front Suspension & O.E.M. Number :	
F	13	DURASTAR All Models with 9,000 to 10,000 lb. Front Suspension & O.E.M. Number :	
F	19-22	MV607 All Models with 9,000 to 10,000 lb. Front Suspension & O.E.M. Number :	
83164	W		
F	99-20	FREIGHTLINER MT45 All MT45 Step Van - w/38" Front Spring & O.E.M. Number :	
F	99-20	MT55 All MT55 Step Van - w/38" Front Spring & O.E.M. Number :	
83166	W		
R	12-20	HINO 195 All Models with Hendrickson Comfort Air Suspension (23,000 lb. Capacity) & O.E.M. Number :	
R	06-21	258 All Models with Hendrickson Rear Air Suspension & O.E.M. Number :	
R	08-14	258ALP All Models with Hendrickson Rear Air Suspension & O.E.M. Number :	
R	06-14	258LP All Models with Hendrickson Rear Air Suspension & O.E.M. Number :	
R	05-22	268 All Models with Hendrickson Rear Air Suspension & O.E.M. Number :	
R	08-14	268A All Models with Hendrickson Rear Air Suspension & O.E.M. Number :	
83169	W		
F	08-15	IC CORPORATION BE SCHOOL BUS All School Buses with 7,000 lb. Front Axles & O.E.M. Number :	
F	13-18	CE SCHOOL BUS All CE Model School Buses with 6,000 to 8,000 lb. Front Axles & O.E.M. Number :	
F	13-18	INTERNATIONAL 4300 All Models with 6,000 to 8,000 lb. Front Suspension & O.E.M. Number :	
F	13-18	4400 All Models with 6,000 to 8,000 lb. Front Suspension & O.E.M. Number :	
F	15-18	DURASTAR All Models with 6,000 to 8,000 lb. Front Suspension & O.E.M. Number :	
F	13	DURASTAR All Models with 6,000 to 8,000 lb. Front Suspension & O.E.M. Number :	
F	19	MV607 All Models with 6,000 to 8,000 lb. Front Suspension & O.E.M. Number :	
83180	X		
R	14	INTERNATIONAL TERRASTAR All 4 WD Models with Rear Spring Suspension & O.E.M. Number :	

Numerical listing

Shock	POP	Alternative No.	MTG Acc. Supplied
Pos.	Year	Application	
83209	C		
F	11-22	FORD MOTORHOME CHASSIS / F53 All F53 Chassis with 16,000 lb. to 22,000 lb. GVW & O.E.M. Number :	
F	06-09	MOTORHOME CHASSIS / F53 All F53 Chassis with 16,000 lb. to 22,000 lb. GVW & O.E.M. Number :	
F	99-04	MOTORHOME CHASSIS / F53 All F53 Chassis with 16,000 lb. to 22,000 lb. GVW & O.E.M. Number :	
F	88-97	MOTORHOME CHASSIS / F53 All F53 Chassis with 16,000 lb. to 22,000 lb. GVW & O.E.M. Number :	
83215	W	401754 (4)	
R	86-94	FORD F600 All Models with O.E.M. Number :	
R	80-90	F600 All Models with 17000 & 18000 lb. Rear Axle & O.E.M. Number :	
R	86-98	F700 All Models with O.E.M. Number :	
R	80-90	F700 All Models with 17000 & 18000 lb. Rear Axle & O.E.M. Number :	
R	86-87	HINO FD16 All Models with O.E.M. Number :	
R	88-92	FD17 All Models with O.E.M. Number :	
R	93-97	FD2218 All (FD5H). FE5H, FF5H & O.E.M. Number :	
R	98	FE2620 All Models with O.E.M. Number :	
83216	W	140149 (1)	
R	92	HINO FA15 All FA, FB Models Trucks with O.E.M. Number :	
R	93-97	FA1415 All (FA15)with O.E.M. Number :	
R	93-97	FA1415 All FA, FB Models Trucks with O.E.M. Number :	
R	93-97	FA1415 All Models with O.E.M. Number :	
R	98-04	FA1517 All FA, FB Models Trucks with O.E.M. Number :	
R	98	FA1517 All Models with O.E.M. Number :	
R	89-91	FB14 All FA, FB Models Trucks with O.E.M. Number :	
R	92	FB15 All FA, FB Models Trucks with O.E.M. Number :	
R	93-97	FB1715 All FA, FB Models Trucks with O.E.M. Number :	
R	93-97	FB1715 All Models with O.E.M. Number :	
R	98-04	FB1817 All FA, FB Models Trucks with O.E.M. Number :	
R	98	FB1817 All Models with O.E.M. Number :	
F	93-97	FD2218 All (FD5H). FE5H, FF5H with O.E.M. Number :	
F	86-87	FE16 All Models with O.E.M. Number :	
F	90-91	GC17 All Models with O.E.M. Number :	
F	92	GC20 All Models with O.E.M. Number :	
83221	D		
R	90-91	CHEVROLET C5500 KODIAK All C Chassis - Conventional Cab with 9100 to 17500 lb. Rear Axle & O.E.M. Number :	
83225	W	401754 (4)	
R	70-90	FORD F600 All Models with 13000 & 15000 lb. Rear Axle & O.E.M. Number :	
R	80-90	F700 All Models with 13000 & 15000 lb. Rear Axle & O.E.M. Number :	
R	80-85	LN600 All Models with 11000, 13000, 15000, 17000 lb. Axles & O.E.M. Number :	
83243	N		
R	19-21	CHEVROLET SILVERADO 4500 HD All Models with 4 x 4 Rear & O.E.M. Number :	
R	19-22	SILVERADO 5500 HD All Models with 4 x 4 Rear & O.E.M. Number :	
R	19-22	SILVERADO 6500 HD All Models with 4 x 4 Rear & O.E.M. Number :	

Numerical listing

Shock	POP	Alternative No.	MTG Acc. Supplied
Pos.	Year	Application	
83243	N	(cont)	
R	19-22	INTERNATIONAL CV515 All Models with 4 x 4 Rear & O.E.M. Number :	
83308	W	140149 (1)	
F	80-86	FORD C600 All Models with 3100 lb. Spring and 7000 lb. Axle & O.E.M. Number :	
F	80-86	C700 All Models with 3100 lb. Spring and 7000 lb. Axle & O.E.M. Number :	
F	80-86	C7000 All Models with 3100 lb. Spring and 7000 lb. Axle & O.E.M. Number :	
F	80-85	LN600 All Models with 3000, 3300 lb. Springs and 5000, 5500, 6000, 7000 lb. Axles & O.E.M. Number :	
83309	W	140149 (1)	
F	80-94	FORD B600 All B - Series - Bus Cowl Chassis & O.E.M. Number :	
F	80-94	B700 All B - Series - Bus Cowl Chassis & O.E.M. Number :	
F	85-87	B7000 All B - Series - Bus Cowl Chassis & O.E.M. Number :	
F	80-94	F600 All All Models Exc. 9000 lb. Axle with H.D. Suspension & 12000 lb. Axle & O.E.M. Number :	
F	90	F600 All Models with Multileaf Spring & O.E.M. Number :	
F	80-94	F700 All All Models Exc. 9000 lb. Axle with H.D. Suspension & 12000 lb. Axle & O.E.M. Number :	
F	90	F700 All Models with Multileaf Spring & O.E.M. Number :	
F	80-87	F7000 All All Models Exc. 9000 lb. Axle with H.D. Suspension & 12000 lb. Axle & O.E.M. Number :	
83312	W	140149 (1)	
F	80-86	FORD C600 All Models with 4040, 5040 lb. Springs and 7000, 9000, 12000 lb. Axles & O.E.M. Number :	
F	80-86	C700 All Models with 4040, 5040 lb. Springs and 7000, 9000, 12000 lb. Axles & O.E.M. Number :	
F	80-86	C7000 All Models with 4040, 5040 lb. Springs and 7000, 9000, 12000 lb. Axles & O.E.M. Number :	
F	80-85	LN600 All Models with 4400 lb. Spring and 7000, 9000 lb. Axles & O.E.M. Number :	
F	01	KENWORTH K300 All Models with Multiple Leaf Springs on Front Axle (3/4" Mounting bolts) & O.E.M. Number :	
F	96-97	K300 All Models with Multiple Leaf Springs on Front Axle (3/4" Mounting bolts) & O.E.M. Number :	
83314	W	140149 (1)	
F	83-89	FORD F600 All Models with 9000 lb. Axle with H.D. Suspension & 12000 lb. Axle & O.E.M. Number :	
F	94-98	F700 All Models with Taperleaf Springs and with 6000, 7000, 8500, 9000 lb. Axle & O.E.M. Number :	
F	83-89	F700 All Models with 9000 lb. Axle with H.D. Suspension & 12000 lb. Axle & O.E.M. Number :	
F	83-87	F7000 All Models with 9000 lb. Axle with H.D. Suspension & 12000 lb. Axle & O.E.M. Number :	
83317	W	141083 (1)	
R	08-15	IC CORPORATION BE SCHOOL BUS All School Buses with O.E.M. Number :	
R	10-13	CE SCHOOL BUS All CE Model School Buses with 22,000 lb. Rear Spring Suspension & O.E.M. Number :	
R	02-13	INTERNATIONAL 4300 All Models with 22,000 lb. Rear Spring Suspension & O.E.M. Number :	
R	03-13	4400 All Models with 22,000 lb. Rear Spring Suspension & O.E.M. Number :	
R	13	DURASTAR All Models with 22,000 lb. Rear Spring Suspension & O.E.M. Number :	

83000 Series, 85000 Series

Shock	POP	Alternative No.	MTG Acc. Supplied
Pos.	Year	Application	
83364	W		
R	12-17	INTERNATIONAL TERRASTAR All Models with 10,000 & 13,500 lb. Vari-Rate Rear Spring Suspension & O.E.M. Number :	
83391	W	145177 (2)	
F	15-21	HINO 258 All Models with O.E.M. Number :	
F	15-22	268 All Models with O.E.M. Number :	
83397	N		
F	19-21	CHEVROLET SILVERADO 4500 HD All Models with Taperleaf Front & O.E.M. Number :	
F	23	SILVERADO 5500 HD	
F	19-22	SILVERADO 5500 HD All Models with Taperleaf Front & O.E.M. Number :	
F	23	SILVERADO 6500 HD	
F	19-22	SILVERADO 6500 HD All Models with Taperleaf Front & O.E.M. Number :	
F	23	INTERNATIONAL CV515	
F	19-22	INTERNATIONAL CV515 All Models with Taperleaf Front & O.E.M. Number :	
F	99	INTERNATIONAL NONE	
83398	N		
R	19-21	CHEVROLET SILVERADO 4500 HD All Models with 11K, 13.5K or 15.5K VARI-RATE Rear Suspension & O.E.M. Number :	
R	23	SILVERADO 5500 HD	
R	19-22	SILVERADO 5500 HD All Models with 11K, 13.5K or 15.5K VARI-RATE Rear Suspension & O.E.M. Number :	
R	23	SILVERADO 6500 HD	
R	19-22	SILVERADO 6500 HD All Models with 11K, 13.5K or 15.5K VARI-RATE Rear Suspension & O.E.M. Number :	
R	23	INTERNATIONAL CV515	
R	19-22	INTERNATIONAL CV515 All Models with 11K, 13.5K or 15.5K VARI-RATE Rear Suspension & O.E.M. Number :	
83456	D	142998 (2)	
F	10	IC CORPORATION RE SCHOOL BUS All RE Model School Buses with O.E.M. Number :	
83515	W	140885 (1)	
F	87-10	CHEVROLET W4500 TILTMASTER All Models with 11000 lb. & 13000 lb. Suspension & O.E.M. Number :	
F	88-10	W5500 TILTMASTER All Models with 11000 lb. & 13000 lb. Suspension & O.E.M. Number :	
F	87-96	W6500 TILTMASTER All Models with 11000 lb. & 13000 lb. Suspension & O.E.M. Number :	
F	92-10	GMC W4500 FORWARD All Models with 11000 lb. & 13000 lb. Suspension & O.E.M. Number :	
F	88-10	W5500 FORWARD All Models with 11000 lb. & 13000 lb. Suspension & O.E.M. Number :	
F	87-96	W6500 FORWARD All Models with 11000 lb. & 13000 lb. Suspension & O.E.M. Number :	
F	87-92	ISUZU FSR All Models with O.E.M. Number :	
F	05-09	FTR All Models with O.E.M. Number :	
F	86-18	NPR All Models with O.E.M. Number :	
F	99-23	NPR-HD All Models with O.E.M. Number :	
F	94-22	NQR All Models with O.E.M. Number :	
F	05-22	NRR All Models with O.E.M. Number :	
F	88-94	NRR All Models with O.E.M. Number :	
F	99-04	UD 1200 All Models with O.E.M. Number :	
F	05-07	1300 All Models with O.E.M. Number :	
F	94-10	1400 All Models with O.E.M. Number :	

Numerical listing

Shock	POP	Alternative No.	MTG Acc. Supplied
Pos.	Year	Application	
83518	W	141041 (1)/TR0027 (2)	
F	13-20	HINO 155 All Models with O.E.M. Number :	
F	12-20	195 All Models with O.E.M. Number :	
83519	W	401011 (4)	
R	16-20	HINO 155 All Models with O.E.M. Number :	
R	12-20	195 All Models with O.E.M. Number :	
83613	W	141083 (2)	
R	87-96	ISUZU FSR All Models with O.E.M. Number :	
R	90-96	FTR All Models with O.E.M. Number :	
R	88	FTR All Models with O.E.M. Number :	
85000 Series			
85001	A	401754 (4)	
F	01	KENWORTH K300 All Models with Taper Leaf Springs on Front Axle (1" Mounting bolts) & O.E.M. Number :	
F	96-97	K300 All Models with Taper Leaf Springs on Front Axle (1" Mounting bolts) & O.E.M. Number :	
85006	A		
F	95-05	FREIGHTLINER FL50 All Models with 10,000 to 18,000 lb. Suspension & O.E.M. Number :	
F	91-05	FL60 All Models with 10,000 to 18,000 lb. Suspension & O.E.M. Number :	
85007	W	401754 (4)	
F	01	KENWORTH K300 All Models with O.E.M. Number :	
F	96-97	K300 All Models with O.E.M. Number :	
R	98	SPARTAN MOTORS MOUNTAIN MASTER All Models with O.E.M. Number :	
85009	W	145054 (1)	
F	91-94	MITSUBISHI FUSO FK All FK457 Models with O.E.M. Number :	
F	88-91	FK All FK455 Models with O.E.M. Number :	
85010	W		
R	11-21	FORD F59 All F59 Commercial Chassis with 16,000 lb. or 19,500 GVW & O.E.M. Number :	
R	88-97	F59 All F59 Commercial Chassis with 16,000 lb. or 19,500 GVW & O.E.M. Number :	
R	11-20	MOTORHOME CHASSIS / F53 All F53 Stripped Chassis With BT Delivery Van Pack, 16,000 LB. GVW & O.E.M. Number :	
85012	A	145080 (2)	
R	86-95	ISUZU NPR All Models with O.E.M. Number :	
F	13	PETERBILT 220 All Models with 12,000 lb. Front Axle & O.E.M. Number :	
F	07	220 All Models with 12,000 lb. Front Axle & O.E.M. Number :	
F	08-19	325 All Models with 12000 lb. Set Back Front Axle & O.E.M. Number :	
85013	B		
F	11-21	FORD F59 All F59 Commercial Chassis with 16,000 lb. to 22,000 GVW & O.E.M. Number :	
F	88-97	F59 All F59 Commercial Chassis with 16,000 lb. to 22,000 GVW & O.E.M. Number :	
F	11-20	MOTORHOME CHASSIS / F53 All F53 Stripped Chassis Commercial Stripped Chassis, 19,500 lb. to 22,000 lb. GVW & O.E.M. Number :	
R	13-22	PETERBILT 220 All Models with Reyco 102AR Rear Air Suspension & O.E.M. Number :	
R	07	220 All Models with Reyco 102AR Rear Air Suspension & O.E.M. Number :	

Numerical listing

Shock	POP	Alternative No.	MTG Acc. Supplied
Pos.	Year	Application	
85029	B	145054 (2)	
R	97-00	SPARTAN MOTORS ALPINE All MotorHome Chassis with O.E.M. Number :	
85030	C	145147(1)/TR0027(2)	
R	00	SPARTAN MOTORS HIGHLANDER All Models with I Beam Front Suspension & O.E.M. Number :	
R	97-98	HIGHLANDER All Models with I Beam Front Suspension & O.E.M. Number :	
R	98	MOUNTAIN MASTER All Models with I Beam Front Suspension & O.E.M. Number :	
R	98	MOUNTAIN MASTER All Models with Independent Front Granning Suspension & O.E.M. Number :	
85031	D	145147(1)/TR0027(2)	
F	01	KENWORTH K300 All Models with 12,000 lb. Taper Leaf Front Springs (5/8" Top Mounting bolt) & O.E.M. Number :	
F	96-97	K300 All Models with 12,000 lb. Taper Leaf Front Springs (5/8" Top Mounting bolt) & O.E.M. Number :	
F	08-13	T170 All Models with 8,000 lb. Taper Leaf Front Springs & O.E.M. Number :	
F	08-10	T270 All Models with 12,000 lb. Front Axle & O.E.M. Number :	
F	99-08	T300 All Models with 12,000 lb. Taper Leaf Front Springs (5/8" Top Mounting bolt) & O.E.M. Number :	
85043	C	145080 (2)	
F	99-04	FREIGHTLINER FC70 All Models with 6000 to 9000 lb. Front axle & O.E.M. Number :	
F	95-05	FL50 All Models with 6000 to 9000 lb. Front axle & O.E.M. Number :	
F	91-05	FL60 All Models with 6000 to 9000 lb. Front axle & O.E.M. Number :	
85054	W	145080 (2)	
F	96-97	FORD CF7000 All Models with 16000 lb. Multileaf Spring & O.E.M. Number :	
85058	B	145080 (2)	
F	98-22	FREIGHTLINER MT45 All Step Van Models with O.E.M. Number :	
85063	W	145080 (2)	
F	94-97	FORD F700 All Models with 52" or 54" Taperleaf Springs and with 10000 or 12000 lb. Axle & O.E.M. Number :	
85069	A	145089-000 (2)	
R	08-23	KENWORTH T270 All Models with AG210L Rear Air Suspension & O.E.M. Number :	
R	07-22	PETERBILT 330 All Models with Peterbilt Low Air Leaf Suspension & O.E.M. Number :	
R	03-05	330 All Models with Peterbilt Low Air Leaf Suspension & O.E.M. Number :	
R	22-23	536 All Models with Peterbilt Low Air Leaf Suspension & O.E.M. Number :	
85070	A	401754 (2)	
F	11	KENWORTH T700 All Models with 13,000 lb. Front Axle & O.E.M. Number :	
85071	W	145054 (2)	
R	93-02	CHEVROLET B7 All Models with 15000, 19000, 21000 lb. Multileaf Springs & O.E.M. Number :	
R	03-09	C4500 KODIAK All C Chassis - Conventional Cab With 15000, 19000, 21000 lb. Multileaf Springs & O.E.M. Number :	
R	03-09	C5500 KODIAK All C Chassis - Conventional Cab With 15000, 19000, 21000 lb. Multileaf Springs & O.E.M. Number :	
R	90-91	C5500 KODIAK All C Chassis - Conventional Cab With 15000, 19000, 21000 lb. Multileaf Springs & O.E.M. Number :	

85000 Series

Shock	POP	Alternative No.	MTG Acc. Supplied
Pos.	Year	Application	
85071	W (cont)	145054 (2)	
R	03-09	GMC C4500 TOPKICK All C Chassis - Conventional Cab With 15000, 19000, 21000 lb. Multileaf Springs & O.E.M. Number :	
R	03-09	C5500 TOPKICK All C Chassis - Conventional Cab With 15000, 19000, 21000 lb. Multileaf Springs & O.E.M. Number :	
R	04-06	T6500 All Tilt Cab w/15000, 19000, 21000 lb. Multileaf Springs & O.E.M. Number :	
R	97-02	T6500 All Tilt Cab w/15000, 19000, 21000 lb. Multileaf Springs & O.E.M. Number :	
R	97-02	ISUZU FSR All Models with 15000, 19000, 21000 lb. Multileaf Springs & O.E.M. Number :	
F	18-20	FTR All FTR Diesel Models with Std Cab & O.E.M. Number :	
R	90-09	FTR All Models with 15000, 19000, 21000 lb. Multileaf Springs & O.E.M. Number :	
R	03-08	FVR All Models with 15000, 19000, 21000 lb. Multileaf Springs & O.E.M. Number :	
85072	C	145054 (2)	
R	19-22	INTERNATIONAL HV607 All Models with Hendrickson Primaax 230/460 Air Suspension with 9" Ride Height & O.E.M. Number :	
R	08-22	KENWORTH T270 All Models with Hendrickson Primaax 230 or 232, Air Suspension (8-1/2" to 10" Ride Height) & O.E.M. Number :	
85082	W	145054 (2)	
R	16-17	IC CORPORATION CE SCHOOL BUS All CE Model School Buses with 20,000 lb. Rear Air Suspension & O.E.M. Number :	
85084	C	145054 (2)	
F	10-14	KENWORTH T270 All Models with 10,000 lb. to 12,000 lb. Front Axle & O.E.M. Number :	
F	10-14	T270 All Models with 13,200 lb. to 14,600 lb. Front Axle & O.E.M. Number :	
F	10-14	T270 All Models with 8,000 lb. Front Axle & O.E.M. Number :	
F	08-15	PETERBILT 325 All Models with 8,000 lb. Front Axle & O.E.M. Number :	
85124	W	145054 (2)	
R	04-09	WORKHORSE W20 All Models with O.E.M. Number :	
R	04-09	W22 All Models with O.E.M. Number :	
R	04-09	W24 All Models with O.E.M. Number :	
85125	W	145054 (2)	
F	01-09	WORKHORSE W20 All Models with O.E.M. Number :	
F	01-09	W22 All Models with O.E.M. Number :	
F	04-09	W24 All Models with O.E.M. Number :	
85182	W	145089-200 (2)	
F	23	KENWORTH K270 All Models with 10,000 lb to 12,000 lb Front Axle & O.E.M. Number :	
F	13-22	K270 All Models with 10,000 lb. to 12,000 lb. Front Axle & O.E.M. Number :	
F	13-22	PETERBILT 220 All Models with 12,000 lb. Front Axle & O.E.M. Number :	
85301	W	401754 (4)	
F	91-97	FORD CF7000 All Models with 12000 lb. or 13000 lb. Axle & O.E.M. Number :	
85302	D	401754 (4)	
R	91-97	FORD CF7000 All Models with 12000 lb. or 13000 lb. Axle	

Numerical listing

Shock	POP	Alternative No.	MTG Acc. Supplied
Pos.	Year	Application	
85310	A	141108 (1)	
R	01	KENWORTH K300 All All with Air Glide 100 Suspension with 8 air bags & O.E.M. Number (4 units required) :	
R	96-97	K300 All All with Air Glide 100 Suspension with 8 air bags & O.E.M. Number (4 units required) :	
85314	W	401754 (4)	
R	94	FORD B700 All Models with 15000, 17500, 19000 lb. Taperleaf Springs & O.E.M. Number :	
R	94-98	F700 All Models with 15000, 17500, 19000 lb. Taperleaf Springs & O.E.M. Number :	
85331	C	145128 (1)	
R	05-15	FREIGHTLINER M2 All Models with Freightliner Low Profile Rear Air Suspension & O.E.M. Number :	
R	02-10	M2 100 All Models with Freightliner Low Profile Rear Air Suspension & O.E.M. Number :	
R	02-15	M2 106 All Models with Freightliner Low Profile Rear Air Suspension & O.E.M. Number :	
R	99-22	MT55 All Models with Freightliner Low Profile Rear Air Suspension & O.E.M. Number :	
85332	W	145128 (1)	
F	10	IC CORPORATION RE SCHOOL BUS All RE Model School Buses with 12,000 to 14,000 lb. Front Axles & O.E.M. Number :	
85335	W	145090 (1)	
R	05-21	FREIGHTLINER M2 All Models with Rear 10000 lb. - 15000 lb. Low Profile AirLiner & O.E.M. Number :	
R	02-10	M2 100 All Models with Rear 10000 lb. - 15000 lb. Low Profile AirLiner & O.E.M. Number :	
R	02-23	M2 106 All Models with Rear 10000 lb. - 15000 lb. Low Profile AirLiner & O.E.M. Number :	
85351	X	145090 (1)	
F	10	IC CORPORATION RE SCHOOL BUS All RE Model School Buses with O.E.M number & O.E.M. Number :	
85376	W	401754 (4)	
F	92-97	FORD CF7000 All Models with 9000 lb. Axle	
F	92-97	CF7000 All Models with 9000 lb. Axle & O.E.M. Number :	
85649	W	143146 (1)	
F	12-18	RAM 4500 All Models with O.E.M. Number :	
F	12-18	5500 All Models with O.E.M. Number :	
F	08-10	STERLING TRUCK BULLET 45 All Models with O.E.M. Number :	
F	08-10	BULLET 55 All Models with O.E.M. Number :	
85650	W	143146 (1)	
R	12-18	RAM 4500 All Models with O.E.M. Number :	
R	12-18	5500 All Models with O.E.M. Number :	
R	08-10	STERLING TRUCK BULLET 45 All Models with O.E.M. Number :	
R	08-10	BULLET 55 All Models with O.E.M. Number :	
85656	N	143146 (1)	
R	20-22	INTERNATIONAL MV607 All Models with 20,000 lb. International IROS Air Suspension & O.E.M. Number :	
85670	N	143146 (1)	
R	19-21	CHEVROLET SILVERADO 4500 HD All Models with IROS Rear & O.E.M. Number :	
R	19-22	SILVERADO 5500 HD All Models with IROS Rear & O.E.M. Number :	
R	19-22	SILVERADO 6500 HD All Models with IROS Rear & O.E.M. Number :	

Numerical listing

Shock	POP	Alternative No.	MTG Acc. Supplied
Pos.	Year	Application	
85670	N	(cont)	
R	19-22	INTERNATIONAL CV515 All Models with IROS Rear & O.E.M. Number :	
85716	W	145093 (1)	
R	90-94	FORD F600 LPO All Models with O.E.M. Number & O.E.M. Number :	
R	90-94	F700 LPO All Models with O.E.M. Number & O.E.M. Number :	
85724	A		
R	05-23	FREIGHTLINER B2 All Models with FAS II (40,000 lb.) Rear Air Suspension & O.E.M. Number :	
R	95-05	FL50 All Models with Airliner 18,000 lb. Rear Air Suspension & O.E.M. Number :	
R	91-05	FL60 All Models with Airliner 18,000 lb. Rear Air Suspension & O.E.M. Number :	
R	05-21	M2 All Models with Airliner 18,000 lb. Rear Air Suspension & O.E.M. Number :	
R	02-10	M2 100 All Models with Airliner 18,000 lb. Rear Air Suspension & O.E.M. Number :	
R	02-23	M2 106 All Models with Airliner 18,000 lb. Rear Air Suspension & O.E.M. Number :	
R	03-10	STERLING TRUCK ACTERRA All Models with Airliner 18,000 lb. Rear Air Suspension & O.E.M. Number :	
R	01-07	ACTERRA 5500 All Models with Airliner 18,000 lb. Rear Air Suspension & O.E.M. Number :	
R	01-07	ACTERRA 6500 All Models with Airliner 18,000 lb. Rear Air Suspension & O.E.M. Number :	
85900	B	145054 (2)	
R	01	KENWORTH K300 All Models with Air Glide 200 Rear Suspension & O.E.M. Number :	
R	96-97	K300 All Models with Air Glide 200 Rear Suspension & O.E.M. Number :	
85902	D	145054 (2)	
R	01	KENWORTH K300 All All with Air Glide 200 with 46,000 lb. Suspension with 8 air bags, 4 units required	
R	96-97	K300 All All with Air Glide 200 with 46,000 lb. Suspension with 8 air bags, 4 units required	
R	95-08	T300 All All with Air Glide 200 with 46,000 lb. Suspension with 8 air bags, 4 units required	
85909	C		
F	00	SPARTAN MOTORS HIGHLANDER All Models with I Beam Front Suspension & O.E.M. Number :	
F	97-98	HIGHLANDER All Models with I Beam Front Suspension & O.E.M. Number :	
F	98	MOUNTAIN MASTER All Models with I Beam Front Suspension & O.E.M. Number :	
85918	A		
F	05-23	FREIGHTLINER B2 All Models with 12000 lb. Taperleaf Front Suspension & O.E.M. Number :	
85919	B		
F	99-22	FREIGHTLINER MT55 All Models with O.E.M. Number :	
85920	C		
F	02-08	FREIGHTLINER M2 106 All Models with 10000 to 12000 lb. Taper-leaf Spring Suspension & O.E.M. Number :	
F	02-08	M2 106 All Models with 6000 to 9000 lb. Front axle & O.E.M. Number :	
85921	W	145054 (1)	
R	05-21	FREIGHTLINER M2 All Models with Rear 60" Spring ,18000 lb. - 23000 lb. & O.E.M. Number :	
R	02-10	M2 100 All Models with Rear 60" Spring ,18000 lb. - 23000 lb. & O.E.M. Number :	

85000 Series

Shock	POP	Alternative No.	MTG Acc. Supplied
Pos.	Year	Application	
85921	W	(cont)	
R	02-23	M2 106 All Models with Rear 60" Spring ,18000 lb. - 23000 lb. & O.E.M. Number :	
85923	D		
R	08-09	INTERNATIONAL 4300 All Models with International Rear Air Suspension & O.E.M. Number :	
R	08-09	4400 All Models with International Rear Air Suspension & O.E.M. Number :	
85926	D		
R	10-18	IC CORPORATION CE SCHOOL BUS All CE Model School Buses with 20,000 lb. International IROS Air Suspension & O.E.M. Number :	
85932	C		
F	03-10	STERLING TRUCK ACTERRA All Models with Hendrickson Front Airtek & O.E.M. Number :	
F	01-07	ACTERRA 5500 All Models with Hendrickson Front Airtek & O.E.M. Number :	
F	01-07	ACTERRA 6500 All Models with Hendrickson Front Airtek & O.E.M. Number :	
85956	C		
R	05-21	FREIGHTLINER M2 All Models with Freightliner TufTrac Rear Air Suspension & O.E.M. Number :	
R	02-10	M2 100 All Models with Freightliner TufTrac Rear Air Suspension & O.E.M. Number :	
R	02-23	M2 106 All Models with Freightliner TufTrac Rear Air Suspension & O.E.M. Number :	
R	03-10	STERLING TRUCK ACTERRA All Models with Freightliner TufTrac Rear Air Suspension & O.E.M. Number :	
85957	D		
F	02-15	INTERNATIONAL 4300 All Models with 12,000 lb. Front axle & O.E.M. Number :	
F	03-15	4400 All Models with 12,000 lb. Front axle & O.E.M. Number :	
F	13	DURASTAR All Models with 12,000 lb. Front axle & O.E.M. Number :	
F	19-20	HV607 All Models with 16,000 lb. to 23,000 lb. Parabolic Taperleaf Springs & O.E.M. Number :	
85959	B		
F	09-23	FREIGHTLINER M2 106 All Models with 8000 to 16000 lb. Front Axle and Taperleaf Spring & O.E.M. Number :	
85976	D		
R	02-20	INTERNATIONAL 4300 All Models with Hendrickson HAS - 230 Rear Air Suspension & O.E.M. Number :	
R	03-19	4400 All Models with Hendrickson HAS - 230 Rear Air Suspension & O.E.M. Number :	
R	13	DURASTAR All Models with Hendrickson HAS - 230 Rear Air Suspension & O.E.M. Number :	
R	19-22	MV607 All Models with Hendrickson HAS - 230 Rear Air Suspension & O.E.M. Number :	
85989	C		
F	15-23	KENWORTH T270 All Models with 10,000 lb. to 14,600 lb. Taperleaf Springs and Set Back Front Axles & O.E.M. Number :	
F	15-22	T270 All Models with 16,000 lb. to 20,000 lb. Taperleaf Springs and Set Back Front Axles & O.E.M. Number :	
F	22-23	PETERBILT 536 All Models with 10,000 lb. to 14,600 lb. Taperleaf Springs and Set Back Front Axles & O.E.M. Number :	
85995	W		
F	19-21	INTERNATIONAL HV607 All Models with 18,000 to 20,000 lb. (Set Forward) Front Axle & O.E.M. Number :	

Numerical listing

Shock	POP	Alternative No.	MTG Acc. Supplied
Pos.	Year	Application	



Medium Duty Shocks

(Alphabetical Listing)

(Numerical Listing)

Amortiguadores de servicio mediano

(Lista alfabética)

(Listado numérico)

Amortisseurs à usage moyen

(Liste alphabétique)

(Ordre numérique)

Gabriel[®]
THE ORIGINAL

APPLICATION GUIDE

Year	Fitment Notes								
		Fleetline/ Gas SLX	Classic/ Ultra/ ProGuard/ Guardian	Max Control/ LTV Severe Duty/ Load Carrier	Steering Dampers/ Steering Stabilizer/ Cab Shock	Fleetline/ Gas SLX	Classic/ Ultra/ ProGuard/ Guardian	Max Control/ LTV Severe Duty/ Load Carrier/ HiJackers	Steering Dampers/ Steering Stabilizer/ Cab Shock

CHEVROLET

CHEVROLET

B7

93-02	Models with 15000, 19000, 21000 lb Multileaf Springs & O.E.M. Number : 15174902 , 22064232	I T	85071
-------	--	------	------	------	------	--------	-------	------	------	------

C60 KODIAK

90-96	Truck Cabs with Link Cabmate Model GMC104TK & O.E.M. Number : 1201-0054 , 12010054 , 1202-0054 , 12020054	O O	83021
-------	---	--------	------	------	------	-------	------	------	------	------

C70 KODIAK

90-96	Truck Cabs with Link Cabmate Model GMC104TK & O.E.M. Number : 1201-0054 , 12010054 , 1202-0054 , 12020054	O O	83021
-------	---	--------	------	------	------	-------	------	------	------	------

C4500 KODIAK

03-09	C Chassis - Conventional Cab & O.E.M. Number : 15123676, 15588554, 15887728, 19152843, 22064230, 88982682	I T	83136
	C Chassis - Conventional Cab w/19000, 21000, 23000 lb Taperleaf Springs (EXC Low Profile Vehicle) & O.E.M. Number : 22064233	I T	83136
	C Chassis - Conventional Cab With 15000, 19000, 21000 lb Multileaf Springs & O.E.M. Number : 15174902 , 22064232 , 88982686	I T	85071
	Truck Cabs with Link Cabmate Model GMC104TK & O.E.M. Number : 1201-0054 , 12010054 , 1202-0054 , 12020054	O O	83021
92-99	C Chassis - Conventional Cab with 9100 to 17500 lb Rear Axle & O.E.M. Number : 22064432	O O	O O	83221
83-89	C Chassis - Conventional Cab with 9100 to 17500 lb Rear Axle & O.E.M. Number : 22064432	O O	O O	83221

C5500 KODIAK

03-09	C Chassis - Conventional Cab & O.E.M. Number : 15123676, 15588554, 15887728, 19152843, 22064230, 88982682	I T	83136
	C Chassis - Conventional Cab w/19000, 21000, 23000 lb Taperleaf Springs (EXC Low Profile Vehicle) & O.E.M. Number : 22064233	I T	83136
	C Chassis - Conventional Cab With 15000, 19000, 21000 lb Multileaf Springs & O.E.M. Number : 15174902 , 22064232 , 88982686	I T	85071
	Truck Cabs with Link Cabmate Model GMC104TK & O.E.M. Number : 1201-0054 , 12010054 , 1202-0054 , 12020054	O O	83021
83-99	C Chassis - Conventional Cab with 9100 to 17500 lb Rear Axle & O.E.M. Number : 22064432	O O	O O	83221
90-91	C Chassis - Conventional Cab & O.E.M. Number : 15123676, 15588554, 15887728, 19152843, 22064230, 88982682	I T	83136
	C Chassis - Conventional Cab w/19000, 21000, 23000 lb Taperleaf Springs (EXC Low Profile Vehicle) & O.E.M. Number : 22064233	I T	83136
	C Chassis - Conventional Cab With 15000, 19000, 21000 lb Multileaf Springs & O.E.M. Number : 15174902 , 22064232 , 88982686	I T	85071
	Truck Cabs with Link Cabmate Model GMC104TK & O.E.M. Number : 1201-0054 , 12010054 , 1202-0054 , 12020054	O O	83021

C6500 KODIAK

97-09	Conventional Cab w/15000, 19000, 21000 lb Multileaf Springs & O.E.M. Number : 15174902 , 22064232 , 88982686	I T	85071	
	Conventional Cab w/19000, 21000, 23000 lb Taperleaf Springs (EXC Low Profile Vehicle) & O.E.M. Number : 22064233	I T	83136	
	Conventional Cab with O.E.M. Number : 15123676 , 15174898 , 15588554 , 15887728 , 19152843 , 22064230 , 88982682	I T	83136	
	Models with Hendrickson Air Suspension (Stamping number 47902-13) & O.E.M. Number : 12474915, 15963161	O O	O O	83122
	Truck Cabs with Link Cabmate Model GMC104TK & O.E.M. Number : 1201-0054 , 12010054 , 1202-0054 , 12020054	O O	83021	
97-02	Models with Hendrickson Air Suspension (Stamping number 47902-29) & O.E.M. Number : 12474917	O O	O O	83137	

APPLICATION GUIDE

Year	Fitment Notes								
		Fleetline\ Gas SLX	Classic\ Ultra\ ProGuard\ Guardian	Max Control\ LTV Severe Duty\ Load Carrier	Steering Dampers\ Steering Stabilizer\ Cab Shock	Fleetline\ Gas SLX	Classic\ Ultra\ ProGuard\ Guardian	Max Control\ LTV Severe Duty\ Load Carrier\ HiJackers	Steering Dampers\ Steering Stabilizer\ Cab Shock

CHEVROLET

CHEVROLET

C6500 KODIAK (cont)

97-99	Conventional Cab with 9100 to 17500 lb Rear Axle & O.E.M. Number : 22064432			83221
92-96	C Chassis - Conventional Cab with 9100 to 17500 lb Rear Axle & O.E.M. Number : 22064432			83221
83-89	C Chassis - Conventional Cab with 9100 to 17500 lb Rear Axle & O.E.M. Number : 22064432			83221

C7500 KODIAK

97-09	Truck Cabs with Link Cabmate Model GMC104TK & O.E.M. Number : 1201-0054 , 12010054 , 1202-0054 , 12020054		83021	
-------	---	--	------	------	------	-------	--	------	------	------	------

EXPRESS 4500

09-22	All		61685 G63895	61687 G63897	58638 77638
-------	-----	--	------	--------------	------	------	--	------	--------------	-------------	------

P60

92-96	Motorhome Chassis with O.E.M. Number : 22064233			83136
-------	---	--	------	------	------	------	--	-------	------	------	------

P6000

92-96	Motorhome Chassis with O.E.M. Number : 22064233			83136
-------	---	--	------	------	------	------	--	-------	------	------	------

SILVERADO 4500 HD

19-21	Models with 11K, 13.5K or 15.5K VARI-RATE Rear Suspension & O.E.M. Number : 4206863C1 , 4208946C1			83398
	Models with 4 x 4 Rear & O.E.M. Number : 4109458C2			83243
	Models with IROS Rear & O.E.M. Number : 4214011C2			85670
	Models with Taperleaf Front & O.E.M. Number : 4089293C1 , 4109582C1 , 4207304C1 , 4109583C1		83397

SILVERADO 5500 HD

19-23	Models with 11K, 13.5K or 15.5K VARI-RATE Rear Suspension & O.E.M. Number : 4206863C1 , 4208946C1			83398
	Models with Taperleaf Front & O.E.M. Number : 4089293C1 , 4109582C1 , 4207304C1 , 4109583C1		83397
19-22	Models with 4 x 4 Rear & O.E.M. Number : 4109458C2			83243
	Models with IROS Rear & O.E.M. Number : 4214011C2			85670

SILVERADO 6500 HD

19-23	Models with 11K, 13.5K or 15.5K VARI-RATE Rear Suspension & O.E.M. Number : 4206863C1 , 4208946C1			83398
	Models with Taperleaf Front & O.E.M. Number : 4089293C1 , 4109582C1 , 4207304C1 , 4109583C1		83397
19-22	Models with 4 x 4 Rear & O.E.M. Number : 4109458C2			83243
	Models with IROS Rear & O.E.M. Number : 4214011C2			85670

T6500

04-09	FL1 Tilt Cab with 8100 lb Axle & O.E.M. Number : 22064804 , 22064805 , 22165187 , 22165188		83136
	FL2 Tilt Cab with 5000 to 11000 lb Axle & O.E.M. Number : 22064807 , 22166442		83136
	FL3 Tilt Cab with 14575 lb Axle & O.E.M. Number : 22064806 , 22165189		83136
04-06	Tilt Cab w/15000, 19000, 21000 lb Multileaf Springs & O.E.M. Number : 15174902 , 22064232			85071
97-02	FL1 Tilt Cab with 8100 lb Axle & O.E.M. Number : 22064804 , 22064805 , 22165187 , 22165188		83136
	FL2 Tilt Cab with 5000 to 11000 lb Axle & O.E.M. Number : 22064807 , 22166442		83136
	FL3 Tilt Cab with 14575 lb Axle & O.E.M. Number : 22064806 , 22165189		83136
	Tilt Cab w/15000, 19000, 21000 lb Multileaf Springs & O.E.M. Number : 15174902 , 22064232			85071

APPLICATION GUIDE

Year	Fitment Notes								
		Fleetline/ Gas SLX	Classic/ Ultra/ ProGuard/ Guardian	Max Control/ LTV Severe Duty/ Load Carrier	Steering Dampers/ Steering Stabilizer/ Cab Shock	Fleetline/ Gas SLX	Classic/ Ultra/ ProGuard/ Guardian	Max Control/ LTV Severe Duty/ Load Carrier/ HiJackers	Steering Dampers/ Steering Stabilizer/ Cab Shock

CHEVROLET

CHEVROLET

T6500 (cont)

97-99	Tilt Cab w/19000, 21000, 23000 lb Taperleaf Springs (EXC Low Profile Veh.) & O.E.M. Number : 22064233	I O	83136
99	Models with Hendrickson Air Suspension (Stamping number 47902-13) & O.E.M. Number : 12474915, 15963161	O	83122

W4500 TILTMASER

87-10	Models with 11000 lb & 13000 lb Suspension & O.E.M. Number : 98232671 , 8-94454-986-0 , 8-94454-987-0 , 8-97253-620-0 , 8944549860 , 8944549870 , 8972536200 , 9-51630-647-1 , 94454987 , 9516306471 , 97083027 , 97083029 , 97253620	I O	83515
-------	---	--------	-------	------	------	------	------	------	------	------

W5500 TILTMASER

88-10	Models with 11000 lb & 13000 lb Suspension & O.E.M. Number : 97253620	I O	83515
-------	---	--------	-------	------	------	------	------	------	------	------

W6500 TILTMASER

87-96	Models with 11000 lb & 13000 lb Suspension & O.E.M. Number : 1-51630-168-1 , 1516301681	I O	83515
-------	---	--------	-------	------	------	------	------	------	------	------

COACH HOUSE

COACH HOUSE

PLATINUM

21-22	Motorhomes with Ford E450 Chassis	I O	61591 G63622	34076 ⁸ 77614	I O	61646 G63623	49178 ⁷ 77623
-------	-----------------------------------	--------	------	-----------------	-----------------------------	------	--------	------	-----------------	-----------------------------	------

COACHMEN

COACHMEN

AURORA

08	MotorHomes with Ford F53 Chassis with 16,000 lb to 22,000 lb GVW & O.E.M. Number : 1C34-18045-AA , 1C34-18045-JA , 1C3418045AA , 1C3418045JA , 9U94-18045-AA , 9U9418045AA , 9U9Z-18124-A , 9U9Z18124A , ASH-1022 , ASH-1205 , ASH-1228 , ASH-1229 , ASH-25822 , ASH-25823 , ASH-294 , ASH1022 , ASH1205 , ASH1228 , ASH1229 , ASH25822 , ASH25823 , ASH294 , AT-620 , AT-766 , AT620 , AT766	I O	83209	I O
	MotorHomes with Ford F53 Chassis with 16,000 lb to 22,000 lb GVW & O.E.M. Number : 9U94-18080-AA , 9U9418080AA , 9U9Z-18125-A , 9U9Z18125A , ASH-1023 , ASH-1206 , ASH-1230 , ASH-137 , ASH-25824 , ASH1023 , ASH1206 , ASH1230 , ASH137 , ASH25824 , AT-621 , AT621	O	O	83122
04-06	MotorHomes with Ford F53 Chassis with 16,000 lb to 22,000 lb GVW & O.E.M. Number : 1C34-18045-AA , 1C34-18045-JA , 1C3418045AA , 1C3418045JA , 9U94-18045-AA , 9U9418045AA , 9U9Z-18124-A , 9U9Z18124A , ASH-1022 , ASH-1205 , ASH-1228 , ASH-1229 , ASH-25822 , ASH-25823 , ASH-294 , ASH1022 , ASH1205 , ASH1228 , ASH1229 , ASH25822 , ASH25823 , ASH294 , AT-620 , AT-766 , AT620 , AT766	I O	83209	I O
	MotorHomes with Ford F53 Chassis with 16,000 lb to 22,000 lb GVW & O.E.M. Number : 9U94-18080-AA , 9U9418080AA , 9U9Z-18125-A , 9U9Z18125A , ASH-1023 , ASH-1206 , ASH-1230 , ASH-137 , ASH-25824 , ASH1023 , ASH1206 , ASH1230 , ASH137 , ASH25824 , AT-621 , AT621	O	O	83122

CONCORD

07-19	MotorHomes with Ford E350 or E450 Chassis	I O	61591 G63622	34076 ⁸ 77614	I O	61646 G63623	49178 ⁷ 77623
-------	---	--------	------	-----------------	-----------------------------	------	--------	------	-----------------	-----------------------------	------

ENCOUNTER

11-16	MotorHomes with Ford F53 Chassis with 16,000 lb to 22,000 lb GVW & O.E.M. Number : 1C34-18045-AA , 1C34-18045-JA , 1C3418045AA , 1C3418045JA , 9U94-18045-AA , 9U9418045AA , 9U9Z-18124-A , 9U9Z18124A , ASH-1022 , ASH-1205 , ASH-1228 , ASH-1229 , ASH-25822 , ASH-25823 , ASH-294 , ASH1022 , ASH1205 , ASH1228 , ASH1229 , ASH25822 , ASH25823 , ASH294 , AT-620 , AT-766 , AT620 , AT766	I O	83209	I O
-------	---	--------	-------	------	------	------	--------	------	------	------	------

APPLICATION GUIDE

Year	Fitment Notes								
		 Fleetline\ Gas SLX	Classic\ Ultra\ ProGuard\ Guardian	Max Control\ LTV Severe Duty\ Load Carrier	Steering Dampers\ Steering Stabilizer\ Cab Shock	 Fleetline\ Gas SLX	Classic\ Ultra\ ProGuard\ Guardian	Max Control\ LTV Severe Duty\ Load Carrier\ HiJackers	Steering Dampers\ Steering Stabilizer\ Cab Shock

COACHMEN

COACHMEN

ENCOUNTER (cont)

11-16	MotorHomes with Ford F53 Chassis with 16,000 lb to 22,000 lb GVW & O.E.M. Number : 9U94-18080-AA , 9U9418080AA , 9U9Z-18125-A , 9U9Z18125A , ASH-1023 , ASH-1206 , ASH-1230 , ASH-137 , ASH-25824 , ASH1023 , ASH1206 , ASH1230 , ASH137 , ASH25824 , AT-621 , AT621	I O	83122
-------	--	--------	------	------	------	------	-------	------	------	------

FREEDOM EXPRESS

09	MotorHomes with Ford E350 or E450 Chassis	I O	61591 G63622	34076 ⁸ 77614	I O	61646 G63623	49178 ⁷ 77623
----	---	--------	------	-----------------	-----------------------------	------	--------	------	-----------------	-----------------------------	------

FREELANDER

08-21	MotorHomes with Ford E350 or E450 Chassis	I O	61591 G63622	34076 ⁸ 77614	I O	61646 G63623	49178 ⁷ 77623
-------	---	--------	------	-----------------	-----------------------------	------	--------	------	-----------------	-----------------------------	------

LEPRECHAUN

11-21	MotorHomes with Ford E350 or E450 Chassis	I O	61591 G63622	34076 ⁸ 77614	I O	61646 G63623	49178 ⁷ 77623
08-09	MotorHomes with Ford E350 or E450 Chassis	I O	61591 G63622	34076 ⁸ 77614	I O	61646 G63623	49178 ⁷ 77623

MIRADA

08-22	MotorHomes with Ford F53 Chassis with 16,000 lb to 22,000 lb GVW & O.E.M. Number : 1C34-18045-AA , 1C34-18045-JA , 1C3418045AA , 1C3418045JA , 9U94-18045-AA , 9U9418045AA , 9U9Z-18124-A , 9U9Z18124A , ASH-1022 , ASH-1205 , ASH-1228 , ASH-1229 , ASH-25822 , ASH-25823 , ASH-294 , ASH1022 , ASH1205 , ASH1228 , ASH1229 , ASH25822 , ASH25823 , ASH294 , AT-620 , AT-766 , AT620 , AT766	I O	83209	I O
	MotorHomes with Ford F53 Chassis with 16,000 lb to 22,000 lb GVW & O.E.M. Number : 9U94-18080-AA , 9U9418080AA , 9U9Z-18125-A , 9U9Z18125A , ASH-1023 , ASH-1206 , ASH-1230 , ASH-137 , ASH-25824 , ASH1023 , ASH1206 , ASH1230 , ASH137 , ASH25824 , AT-621 , AT621	I O	I O	83122

PURSUIT

13-22	MotorHomes with Ford F53 Chassis with 16,000 lb to 22,000 lb GVW & O.E.M. Number : 1C34-18045-AA , 1C34-18045-JA , 1C3418045AA , 1C3418045JA , 9U94-18045-AA , 9U9418045AA , 9U9Z-18124-A , 9U9Z18124A , ASH-1022 , ASH-1205 , ASH-1228 , ASH-1229 , ASH-25822 , ASH-25823 , ASH-294 , ASH1022 , ASH1205 , ASH1228 , ASH1229 , ASH25822 , ASH25823 , ASH294 , AT-620 , AT-766 , AT620 , AT766	I O	83209	I O
	MotorHomes with Ford F53 Chassis with 16,000 lb to 22,000 lb GVW & O.E.M. Number : 9U94-18080-AA , 9U9418080AA , 9U9Z-18125-A , 9U9Z18125A , ASH-1023 , ASH-1206 , ASH-1230 , ASH-137 , ASH-25824 , ASH1023 , ASH1206 , ASH1230 , ASH137 , ASH25824 , AT-621 , AT621	I O	I O	83122



DAMON

DAMON

CHALLENGER

00-14	MotorHomes with Ford F53 Chassis with 16,000 lb to 22,000 lb GVW & O.E.M. Number : 1C34-18045-AA , 1C34-18045-JA , 1C3418045AA , 1C3418045JA , 9U94-18045-AA , 9U9418045AA , 9U9Z-18124-A , 9U9Z18124A , ASH-1022 , ASH-1205 , ASH-1228 , ASH-1229 , ASH-25822 , ASH-25823 , ASH-294 , ASH1022 , ASH1205 , ASH1228 , ASH1229 , ASH25822 , ASH25823 , ASH294 , AT-620 , AT-766 , AT620 , AT766	I O	83209	I O
	MotorHomes with Ford F53 Chassis with 16,000 lb to 22,000 lb GVW & O.E.M. Number : 9U94-18080-AA , 9U9418080AA , 9U9Z-18125-A , 9U9Z18125A , ASH-1023 , ASH-1206 , ASH-1230 , ASH-137 , ASH-25824 , ASH1023 , ASH1206 , ASH1230 , ASH137 , ASH25824 , AT-621 , AT621	I O	I O	83122

APPLICATION GUIDE

Year	Fitment Notes								
		Fleetline/ Gas SLX	Classic/ Ultra/ ProGuard/ Guardian	Max Control/ LTV Severe Duty/ Load Carrier	Steering Dampers/ Steering Stabilizer/ Cab Shock	Fleetline/ Gas SLX	Classic/ Ultra/ ProGuard/ Guardian	Max Control/ LTV Severe Duty/ Load Carrier/ HiJackers	Steering Dampers/ Steering Stabilizer/ Cab Shock

DAMON

DAMON

DAYBREAK

00-11	MotorHomes with Ford F53 Chassis with 16,000 lb to 22,000 lb GVW & O.E.M. Number : 1C34-18045-AA , 1C34-18045-JA , 1C3418045AA , 1C3418045JA , 9U94-18045-AA , 9U9418045AA , 9U9Z-18124-A , 9U9Z18124A , ASH-1022 , ASH-1205 , ASH-1228 , ASH-1229 , ASH-25822 , ASH-25823 , ASH-294 , ASH1022 , ASH1205 , ASH1228 , ASH1229 , ASH25822 , ASH25823 , ASH294 , AT-620 , AT-766 , AT620 , AT766	83209
	MotorHomes with Ford F53 Chassis with 16,000 lb to 22,000 lb GVW & O.E.M. Number : 9U94-18080-AA , 9U9418080AA , 9U9Z-18125-A , 9U9Z18125A , ASH-1023 , ASH-1206 , ASH-1230 , ASH-137 , ASH-25824 , ASH1023 , ASH1206 , ASH1230 , ASH137 , ASH25824 , AT-621 , AT621	83122

OUTLAW

07-11	MotorHomes with Ford F53 Chassis with 16,000 lb to 22,000 lb GVW & O.E.M. Number : 1C34-18045-AA , 1C34-18045-JA , 1C3418045AA , 1C3418045JA , 9U94-18045-AA , 9U9418045AA , 9U9Z-18124-A , 9U9Z18124A , ASH-1022 , ASH-1205 , ASH-1228 , ASH-1229 , ASH-25822 , ASH-25823 , ASH-294 , ASH1022 , ASH1205 , ASH1228 , ASH1229 , ASH25822 , ASH25823 , ASH294 , AT-620 , AT-766 , AT620 , AT766	83209
	MotorHomes with Ford F53 Chassis with 16,000 lb to 22,000 lb GVW & O.E.M. Number : 9U94-18080-AA , 9U9418080AA , 9U9Z-18125-A , 9U9Z18125A , ASH-1023 , ASH-1206 , ASH-1230 , ASH-137 , ASH-25824 , ASH1023 , ASH1206 , ASH1230 , ASH137 , ASH25824 , AT-621 , AT621	83122

DODGE

DODGE

M300

74	All	83209	G63605	82065 G63183
----	-----	-------	--------	------	------	-----------------	------	------	------

M350

74	All	83209	G63605	82065
----	-----	-------	--------	------	------	-------	------	------	------

RD200

78-80	All	83209	81825 G63183	81342
-------	-----	-------	-----------------	------	------	-------	------	------	------

DYNAMAX CORP

DYNAMAX CORP

DYNAQUEST

05-07	Models with 10000 to 12000 lb. Taper-leaf Spring Suspension & O.E.M. Number : 10-12390-000 , 1012390000	85920
	Models with Airliner 18,000 lb Rear Air Suspension & O.E.M. Number : 16-15817-000 , 16-18708-000 , 1615817000 , 1618708000 , 471700002809 , 481700006848 , 680611 , SDA471700002809	85724

DYNAQUEST ST

09-14	Models with Airliner 18,000 lb Rear Air Suspension & O.E.M. Number : 16-15817-000 , 16-18708-000 , 1615817000 , 1618708000 , 471700002809 , 481700006848 , 680611 , SDA471700002809	85724
-------	---	------	------	------	------	-------	------	------	------

ISATA 4

18-20	MotorHomes with Ford E350 or E450 Chassis	83209	61591 G63622	34076 ⁸ 77614	61646 G63623	49178 ⁷ 77623
-------	---	-------	-----------------	-----------------------------	------	-----------------	-----------------------------	------	------

APPLICATION GUIDE

Year	Fitment Notes								
		Fleetline\ Gas SLX	Classic\ Ultra\ ProGuard\ Guardian	Max Control\ LTV Severe Duty\ Load Carrier	Steering Dampers\ Steering Stabilizer\ Cab Shock	Fleetline\ Gas SLX	Classic\ Ultra\ ProGuard\ Guardian	Max Control\ LTV Severe Duty\ Load Carrier\ HiJackers	Steering Dampers\ Steering Stabilizer\ Cab Shock

ENTEGRA COACH EMBLEM

ENTEGRA COACH

19-22	MotorHomes with Ford F53 Chassis with 16,000 lb to 22,000 lb GVW & O.E.M. Number : 1C34-18045-AA , 1C34-18045-JA , 1C3418045AA , 1C3418045JA , 9U94-18045-AA , 9U9418045AA , 9U9Z-18124-A , 9U9Z18124A , ASH-1022 , ASH-1205 , ASH-1228 , ASH-1229 , ASH-25822 , ASH-25823 , ASH-294 , ASH1022 , ASH1205 , ASH1228 , ASH1229 , ASH25822 , ASH25823 , ASH294 , AT-620 , AT-766 , AT620 , AT766	83209
	MotorHomes with Ford F53 Chassis with 16,000 lb to 22,000 lb GVW & O.E.M. Number : 9U94-18080-AA , 9U9418080AA , 9U9Z-18125-A , 9U9Z18125A , ASH-1023 , ASH-1206 , ASH-1230 , ASH-137 , ASH-25824 , ASH1023 , ASH1206 , ASH1230 , ASH137 , ASH25824 , AT-621 , AT621	83122

ESTEEM

18-22	MotorHomes with Ford E350 or E450 Chassis	I O	61591 G63622	34076 ⁸ 77614	I O	61646 G63623	49178 ⁷ 77623
-------	---	--------	------	-----------------	-----------------------------	------	--------	------	-----------------	-----------------------------	------

ODYSSEY

18-22	MotorHomes with Ford E350 or E450 Chassis	I O	61591 G63622	34076 ⁸ 77614	I O	61646 G63623	49178 ⁷ 77623
-------	---	--------	------	-----------------	-----------------------------	------	--------	------	-----------------	-----------------------------	------

VISION

19-22	MotorHomes with Ford F53 Chassis with 16,000 lb to 22,000 lb GVW & O.E.M. Number : 1C34-18045-AA , 1C34-18045-JA , 1C3418045AA , 1C3418045JA , 9U94-18045-AA , 9U9418045AA , 9U9Z-18124-A , 9U9Z18124A , ASH-1022 , ASH-1205 , ASH-1228 , ASH-1229 , ASH-25822 , ASH-25823 , ASH-294 , ASH1022 , ASH1205 , ASH1228 , ASH1229 , ASH25822 , ASH25823 , ASH294 , AT-620 , AT-766 , AT620 , AT766	83209
	MotorHomes with Ford F53 Chassis with 16,000 lb to 22,000 lb GVW & O.E.M. Number : 9U94-18080-AA , 9U9418080AA , 9U9Z-18125-A , 9U9Z18125A , ASH-1023 , ASH-1206 , ASH-1230 , ASH-137 , ASH-25824 , ASH1023 , ASH1206 , ASH1230 , ASH137 , ASH25824 , AT-621 , AT621	83122

FLEETWOOD

FLEETWOOD

AXON

18	Models with O.E.M. Number : ASH25824	83122
	MotorHomes with Ford F53 Chassis with 16,000 lb to 22,000 lb GVW & O.E.M. Number : 1C34-18045-AA , 1C34-18045-JA , 1C3418045AA , 1C3418045JA , 9U94-18045-AA , 9U9418045AA , 9U9Z-18124-A , 9U9Z18124A , ASH-1022 , ASH-1205 , ASH-1228 , ASH-1229 , ASH-25822 , ASH-25823 , ASH-294 , ASH1022 , ASH1205 , ASH1228 , ASH1229 , ASH25822 , ASH25823 , ASH294 , AT-620 , AT-766 , AT620 , AT766	83209

BOUNDER

00-22	MotorHomes with Ford F53 Chassis with 16,000 lb to 22,000 lb GVW & O.E.M. Number : 1C34-18045-AA , 1C34-18045-JA , 1C3418045AA , 1C3418045JA , 9U94-18045-AA , 9U9418045AA , 9U9Z-18124-A , 9U9Z18124A , ASH-1022 , ASH-1205 , ASH-1228 , ASH-1229 , ASH-25822 , ASH-25823 , ASH-294 , ASH1022 , ASH1205 , ASH1228 , ASH1229 , ASH25822 , ASH25823 , ASH294 , AT-620 , AT-766 , AT620 , AT766	83209
	MotorHomes with Ford F53 Chassis with 16,000 lb to 22,000 lb GVW & O.E.M. Number : 9U94-18080-AA , 9U9418080AA , 9U9Z-18125-A , 9U9Z18125A , ASH-1023 , ASH-1206 , ASH-1230 , ASH-137 , ASH-25824 , ASH1023 , ASH1206 , ASH1230 , ASH137 , ASH25824 , AT-621 , AT621	83122
02-06	Models with Freightliner XC Chassis with ZF - IFS Front Suspension and 23,000 lb GVW or Greater & O.E.M. Number : 16-18103-000 , 1618103000 , 481700000493	I T	85900
	MotorHomes with Freightliner XC Chassis and ADL200 Suspension w/ 20K Rear & O.E.M. Number : 141700131809 , 16-16736-000 , 16-16873-000 , 1616736000 , 1616873000	85029

APPLICATION GUIDE

Year	Fitment Notes								
		Fleetline/ Gas SLX	Classic/ Ultra/ ProGuard/ Guardian	Max Control/ LTV Severe Duty/ Load Carrier	Steering Dampers/ Steering Stabilizer/ Cab Shock	Fleetline/ Gas SLX	Classic/ Ultra/ ProGuard/ Guardian	Max Control/ LTV Severe Duty/ Load Carrier/ HiJackers	Steering Dampers/ Steering Stabilizer/ Cab Shock

FLEETWOOD

FLEETWOOD

BOUNDER (cont)

02-06	MotorHomes with Freightliner XC Chassis and AS120 Front Suspension & O.E.M. Number : 141700131810 , 16-16737-000 , 16-16874-000 , 1616737000 , 1616874000	O O	83160
-------	---	--------	-------	------	------	------	------	------	------

EXPEDITION

02	Models with Freightliner XC Chassis with ZF - IFS Front Suspension and 23,000 lb GVW or Greater & O.E.M. Number : 16-18103-000 , 1618103000 , 481700000493	I I	85900
	MotorHomes with Freightliner XC Chassis and AS120 Front Suspension & O.E.M. Number : 141700131810 , 16-16737-000 , 16-16874-000 , 1616737000 , 1616874000	O O	83160

FLAIR

15-22	MotorHomes with Ford F53 Chassis with 16,000 lb to 22,000 lb GVW & O.E.M. Number : 1C34-18045-AA , 1C34-18045-JA , 1C3418045AA , 1C3418045JA , 9U94-18045-AA , 9U9418045AA , 9U9Z-18124-A , 9U9Z18124A , ASH-1022 , ASH-1205 , ASH-1228 , ASH-1229 , ASH-25822 , ASH-25823 , ASH-294 , ASH1022 , ASH1205 , ASH1228 , ASH1229 , ASH25822 , ASH25823 , ASH294 , AT-620 , AT-766 , AT620 , AT766	O O	83209
	MotorHomes with Ford F53 Chassis with 16,000 lb to 22,000 lb GVW & O.E.M. Number : 9U94-18080-AA , 9U9418080AA , 9U9Z-18125-A , 9U9Z18125A , ASH-1023 , ASH-1206 , ASH-1230 , ASH-137 , ASH-25824 , ASH1023 , ASH1206 , ASH1230 , ASH137 , ASH25824 , AT-621 , AT621	O O	83122
00-07	MotorHomes with Ford F53 Chassis with 16,000 lb to 22,000 lb GVW & O.E.M. Number : 1C34-18045-AA , 1C34-18045-JA , 1C3418045AA , 1C3418045JA , 9U94-18045-AA , 9U9418045AA , 9U9Z-18124-A , 9U9Z18124A , ASH-1022 , ASH-1205 , ASH-1228 , ASH-1229 , ASH-25822 , ASH-25823 , ASH-294 , ASH1022 , ASH1205 , ASH1228 , ASH1229 , ASH25822 , ASH25823 , ASH294 , AT-620 , AT-766 , AT620 , AT766	O O	83209
	MotorHomes with Ford F53 Chassis with 16,000 lb to 22,000 lb GVW & O.E.M. Number : 9U94-18080-AA , 9U9418080AA , 9U9Z-18125-A , 9U9Z18125A , ASH-1023 , ASH-1206 , ASH-1230 , ASH-137 , ASH-25824 , ASH1023 , ASH1206 , ASH1230 , ASH137 , ASH25824 , AT-621 , AT621	O O	83122

JAMBOREE

17-19	MotorHomes with Ford E350 or E450 Chassis	I O	61591 G63622	34076 ⁸ 77614	I O	61646 G63623	49178 ⁷ 77623
08-13	MotorHomes with Ford E350 or E450 Chassis	I O	61591 G63622	34076 ⁸ 77614	I O	61646 G63623	49178 ⁷ 77623

SOUTHWIND

06-22	MotorHomes with Ford F53 Chassis with 16,000 lb to 22,000 lb GVW & O.E.M. Number : 9U94-18080-AA , 9U9418080AA , 9U9Z-18125-A , 9U9Z18125A , ASH-1023 , ASH-1206 , ASH-1230 , ASH-137 , ASH-25824 , ASH1023 , ASH1206 , ASH1230 , ASH137 , ASH25824 , AT-621 , AT621	O O	O O	83122
00-22	MotorHomes with Ford F53 Chassis with 16,000 lb to 22,000 lb GVW & O.E.M. Number : 1C34-18045-AA , 1C34-18045-JA , 1C3418045AA , 1C3418045JA , 9U94-18045-AA , 9U9418045AA , 9U9Z-18124-A , 9U9Z18124A , ASH-1022 , ASH-1205 , ASH-1228 , ASH-1229 , ASH-25822 , ASH-25823 , ASH-294 , ASH1022 , ASH1205 , ASH1228 , ASH1229 , ASH25822 , ASH25823 , ASH294 , AT-620 , AT-766 , AT620 , AT766	O O	83209
00-04	MotorHomes with Ford F53 Chassis with 16,000 lb to 22,000 lb GVW & O.E.M. Number : 9U94-18080-AA , 9U9418080AA , 9U9Z-18125-A , 9U9Z18125A , ASH-1023 , ASH-1206 , ASH-1230 , ASH-137 , ASH-25824 , ASH1023 , ASH1206 , ASH1230 , ASH137 , ASH25824 , AT-621 , AT621	O O	O O	83122

APPLICATION GUIDE

Year	Fitment Notes								
		 Fleetline\ Gas SLX	Classic\ Ultra\ ProGuard\ Guardian	Max Control\ LTV Severe Duty\ Load Carrier	Steering Dampers\ Steering Stabilizer\ Cab Shock	 Fleetline\ Gas SLX	Classic\ Ultra\ ProGuard\ Guardian	Max Control\ LTV Severe Duty\ Load Carrier\ HiJackers	Steering Dampers\ Steering Stabilizer\ Cab Shock

FLEETWOOD STORM

FLEETWOOD

11-18	MotorHomes with Ford F53 Chassis with 16,000 lb to 22,000 lb GVW & O.E.M. Number : 1C34-18045-AA , 1C34-18045-JA , 1C3418045AA , 1C3418045JA , 9U94-18045-AA , 9U9418045AA , 9U9Z-18124-A , 9U9Z18124A , ASH-1022 , ASH-1205 , ASH-1228 , ASH-1229 , ASH-25822 , ASH-25823 , ASH-294 , ASH1022 , ASH1205 , ASH1228 , ASH1229 , ASH25822 , ASH25823 , ASH294 , AT-620 , AT-766 , AT620 , AT766	 83209
	MotorHomes with Ford F53 Chassis with 16,000 lb to 22,000 lb GVW & O.E.M. Number : 9U94-18080-AA , 9U9418080AA , 9U9Z-18125-A , 9U9Z18125A , ASH-1023 , ASH-1206 , ASH-1230 , ASH-137 , ASH-25824 , ASH1023 , ASH1206 , ASH1230 , ASH137 , ASH25824 , AT-621 , AT621		83122
06-07	MotorHomes with Ford F53 Chassis with 16,000 lb to 22,000 lb GVW & O.E.M. Number : 9U94-18080-AA , 9U9418080AA , 9U9Z-18125-A , 9U9Z18125A , ASH-1023 , ASH-1206 , ASH-1230 , ASH-137 , ASH-25824 , ASH1023 , ASH1206 , ASH1230 , ASH137 , ASH25824 , AT-621 , AT621		83122
01-07	MotorHomes with Ford F53 Chassis with 16,000 lb to 22,000 lb GVW & O.E.M. Number : 1C34-18045-AA , 1C34-18045-JA , 1C3418045AA , 1C3418045JA , 9U94-18045-AA , 9U9418045AA , 9U9Z-18124-A , 9U9Z18124A , ASH-1022 , ASH-1205 , ASH-1228 , ASH-1229 , ASH-25822 , ASH-25823 , ASH-294 , ASH1022 , ASH1205 , ASH1228 , ASH1229 , ASH25822 , ASH25823 , ASH294 , AT-620 , AT-766 , AT620 , AT766	 83209
01-04	MotorHomes with Ford F53 Chassis with 16,000 lb to 22,000 lb GVW & O.E.M. Number : 9U94-18080-AA , 9U9418080AA , 9U9Z-18125-A , 9U9Z18125A , ASH-1023 , ASH-1206 , ASH-1230 , ASH-137 , ASH-25824 , ASH1023 , ASH1206 , ASH1230 , ASH137 , ASH25824 , AT-621 , AT621		83122

SURGE

18	MotorHomes with Ford E350 or E450 Chassis		61591 G63622	34076 ⁸ 77614	61646 G63623	49178 ⁷ 77623
----	---	----------	--------------	--------------------------	------	----------	--------------	--------------------------	------

TIOGA

08-13	MotorHomes with Ford E350 or E450 Chassis		61591 G63622	34076 ⁸ 77614	61646 G63623	49178 ⁷ 77623
-------	---	----------	--------------	--------------------------	------	----------	--------------	--------------------------	------

FORD

FORD

B600

80-94	B - Series - Bus Cowl Chassis & O.E.M. Number : E0HT-18045-AA , E0HT-18045-AB , E0HT18045AA , E0HT18045AB , F1HT-18045-AA , F1HT18045AA	 83309
-------	---	-----------	------	------	------	------	------	------

B700

80-94	B - Series - Bus Cowl Chassis & O.E.M. Number : E0HT-18045-AA , E0HT-18045-AB , E0HT18045AA , E0HT18045AB , F1HT-18045-AA , F1HT18045AA	 83309
94	Models with with 14600 lb Multileaf Spring & O.E.M. Number : F4HT-18045-EA , F4HT18045EA	 83125
	Models with with 15000, 17500, 19000 lb Taperleaf Springs & O.E.M. Number : F4HT-18080-AA , F4HT-18080-AB , F4HT18080AA , F4HT18080AB		85314

B7000

85-87	B - Series - Bus Cowl Chassis & O.E.M. Number : E0HT-18045-AA , E0HT-18045-AB , E0HT18045AA , E0HT18045AB , F1HT-18045-AA , F1HT18045AA	 83309
-------	---	-----------	------	------	------	------	------	------

C600

80-86	Models with 3100 lb Spring and 7000 lb Axle & O.E.M. Number : D7HT-18045-JA , D7HT18045JA	 83308
	Models with 4040, 5040 lb Springs and 7000, 9000, 12000 lb Axles & O.E.M. Number : D2EF-18045-AA , D2EF18045AA	 83312

APPLICATION GUIDE

Year	Fitment Notes								
		Fleetline/ Gas SLX	Classic/ Ultra/ ProGuard/ Guardian	Max Control/ LTV Severe Duty/ Load Carrier	Steering Dampers/ Steering Stabilizer/ Cab Shock	Fleetline/ Gas SLX	Classic/ Ultra/ ProGuard/ Guardian	Max Control/ LTV Severe Duty/ Load Carrier/ HiJackers	Steering Dampers/ Steering Stabilizer/ Cab Shock

FORD

FORD

C700

80-86	Models with 3100 lb Spring and 7000 lb Axle & O.E.M. Number : D7HT-18045-JA , D7HT18045JA	O O	83308
	Models with 4040, 5040 lb Springs and 7000, 9000, 12000 lb Axles & O.E.M. Number : D2EF-18045-AA , D2EF18045AA	O O	83312

C7000

80-86	Models with 3100 lb Spring and 7000 lb Axle & O.E.M. Number : D7HT-18045-JA , D7HT18045JA	O O	83308
	Models with 4040, 5040 lb Springs and 7000, 9000, 12000 lb Axles & O.E.M. Number : D2EF-18045-AA , D2EF18045AA	O O	83312

CF7000

96-97	Models with 16000 lb. Multileaf Spring & O.E.M. Number : F6HT-18045-AA , F6HT18045AA	O O	85054
92-97	Models with 9000 lb Axle	O O	85376
	Models with 9000 lb Axle & O.E.M. Number : F2HT-18045-BA , F2HT-18045-CA , F2HT18045BA , F2HT18045CA , F2HZ-18124-A , F2HZ18124A , F6HT-18045-LA , F6HT18045LA	O O	85376
91-97	Models with 12000 lb or 13000 lb Axle	O O	85302
	Models with 12000 lb or 13000 lb Axle & O.E.M. Number : 87HU-18045-AA , 87HU18045AA , E5HT-18045-AA , E5HT18045AA , E6HZ-18124-A , E6HZ18124A , E7HZ-18124-A , E7HZ18124A	O O	85301

E-450 ECONOLINE SUPER DUTY

00-02	All	I O	61591 G63622	34076 ⁸ 77614	61646 G63623	49178' 77623
	Exc. Cutaway Chassis	I O	61591 G63622	34076 ⁸ 77614	61646 G63623	77623 49178'
	Non Gas Charged Shock	I O	61591 G63622	58622 34076 ⁸ 77614	61646 G63623	58623 49178' 77623

E-550 ECONOLINE SUPER DUTY

02	All	O O	61655
----	-----	--------	------	------	------	------	------	-------	------	------

E-550 SUPER DUTY

03	All	O O	61655
----	-----	--------	------	------	------	------	------	-------	------	------

ECONOLINE SUPER DUTY

96-99	All	I O	77614	77623
-------	-----	--------	------	------	-------	------	------	------	-------	------

F59

11-21	F59 Commercial Chassis with 16,000 lb or 19,500 GVW & O.E.M. Number : DU9Z18125B , ASH-12261 , ASH-24474 , ASH-24523 , ASH-24589 , ASH12261 , ASH24474 , ASH24589 , BU9Z-18125-A , BU9Z18125A , CU9Z-18125-A , CU9Z18125A , DU9Z-18125-A , DU9Z-18125-B , DU9Z18125A	O O	85010
	F59 Commercial Chassis with 16,000 lb to 22,000 GVW & O.E.M. Number : ASH-12251 , ASH-24473 , ASH-24522 , ASH-24634 , ASH12251 , ASH24473 , ASH24522 , ASH24634 , BU9Z-18124-A , BU9Z18124A , CU9Z-18124-A , CU9Z18124A , DU9Z-18124-A , DU9Z-18124-B , DU9Z18124A , DU9Z18124B	O O	85013
88-97	F59 Commercial Chassis with 16,000 lb or 19,500 GVW & O.E.M. Number : DU9Z18125B , ASH-12261 , ASH-24474 , ASH-24523 , ASH-24589 , ASH12261 , ASH24474 , ASH24589 , BU9Z-18125-A , BU9Z18125A , CU9Z-18125-A , CU9Z18125A , DU9Z-18125-A , DU9Z-18125-B , DU9Z18125A	O O	85010

APPLICATION GUIDE

Year	Fitment Notes								
		 Fleetline/ Gas SLX	Classic/ Ultra/ ProGuard/ Guardian	Max Control/ LTV Severe Duty/ Load Carrier	Steering Dampers/ Steering Stabilizer/ Cab Shock	 Fleetline/ Gas SLX	Classic/ Ultra/ ProGuard/ Guardian	Max Control/ LTV Severe Duty/ Load Carrier/ HiJackers	Steering Dampers/ Steering Stabilizer/ Cab Shock

FORD

FORD

F59 (cont)

88-97	F59 Commercial Chassis with 16,000 lb to 22,000 GVW & O.E.M. Number : ASH-12251 , ASH-24473 , ASH-24522 , ASH-24634 , ASH12251 , ASH24473 , ASH24522 , ASH24634 , BU9Z-18124-A , BU9Z18124A , CU9Z-18124-A , CU9Z18124A , DU9Z-18124-A , DU9Z-18124-B , DU9Z18124A , DU9Z18124B	OO	85013				
89-91	Single System Steering Stabilizer; Superduty Motorhome Replacement damper for vehicles w/ Gabriel Aftermarket mounting kit	OO	6802SE ⁸⁴

F600

86-94	Models with O.E.M. Number : ASH-24446 , ASH24446 , AX-310 , AX310 , E6HT-18080-AA , E6HT18080AA , E6HZ-18125-D , E6HZ18125D	OO	OO	83215
80-94	All Models Exc. 9000 lb Axle with H.D. Suspension & 12000 lb Axle & O.E.M. Number : E0HT-18045-AA , E0HT-18045-AB , E0HT18045AA , E0HT18045AB	OO	83309
80-90	Models with 17000 & 18000 lb Rear Axle & O.E.M. Number : D7HF-18080-AA , D7HF18080AA , D7HT-18080-DA , D7HT18080DA	OO	OO	83215
70-90	Models with 13000 & 15000 lb Rear Axle & O.E.M. Number : D7HT-18080-BA , D7HT18080BA	OO	OO	83225
90	Models with Multileaf Spring & O.E.M. Number : F1HT-18045-AA , F1HT18045AA	OO	83309
83-89	Models with 9000 lb Axle with H.D. Suspension & 12000 lb Axle & O.E.M. Number : D2HF-18045-AA , D2HF18045AA , D7HT-18045-CA , D7HT18045CA	OO	83314

F600 LPO

90-94	Models with O.E.M. Number & O.E.M. Number : E9HS-18080-AA , E9HS18080AA	OO	OO	85716
-------	---	----	------	------	------	------	----	-------	------	------	------

F650

21-23	Models with 19.5" or 22.5" Wheels (22,000 lb GVW) & O.E.M. Number : 471700011530 , ASH-24658 , ASH-24659 , ASH24658 , ASH24659 , FC44-18045-BB , FC4418045BB , FC4Z-18124-A , FC4Z-18124-B , FC4Z18124A , FC4Z18124B	OO	85181	
	Models with 13,500, 15,500 & 19,000 lb Multi-leaf Rear Springs & O.E.M. Number : 471700011531 , ASH-24660 , ASH24660 , FC44-18080-AB , FC4418080AB , FC4Z-18125-A , FC4Z18125A	OO	OO	85180
	Models with Hendrickson HAS - 400/460 Rear Air Suspension & O.E.M. Number : 60675-014 , 60675014 , ASH-25838 , ASH25838 , FC4Z-18125-E , FC4Z18125E	OO	OO	85978
	Models with Hendrickson Rear Air Suspension & O.E.M. Number : 60670-011 , 60670011 , ASH-24663 , ASH24663 , FC4Z-18125-D , FC4Z18125D	OO	OO	83148
15-19	Models with Hendrickson Rear Air Suspension & O.E.M. Number : 60670-012 , 60670012 , ASH-24662 , ASH24662 , FC4Z-18125-C , FC4Z18125C	OO	OO	83168
	Models with 19.5" or 22.5" Wheels (22,000 lb GVW) & O.E.M. Number : 471700011530 , ASH-24658 , ASH-24659 , ASH24658 , ASH24659 , FC44-18045-BB , FC4418045BB , FC4Z-18124-A , FC4Z-18124-B , FC4Z18124A , FC4Z18124B	OO	85181
	Models with 13,500, 15,500 & 19,000 lb Multi-leaf Rear Springs & O.E.M. Number : 471700011531 , ASH-24660 , ASH24660 , FC44-18080-AB , FC4418080AB , FC4Z-18125-A , FC4Z18125A	OO	OO	85180
	Models with Hendrickson HAS - 400/460 Rear Air Suspension & O.E.M. Number : 60675-014 , 60675014 , ASH-25838 , ASH25838 , FC4Z-18125-E , FC4Z18125E	OO	OO	85978
	Models with Hendrickson Rear Air Suspension & O.E.M. Number : 60670-011 , 60670011 , ASH-24663 , ASH24663 , FC4Z-18125-D , FC4Z18125D	OO	OO	83148
Models with Hendrickson Rear Air Suspension & O.E.M. Number : 60670-012 , 60670012 , ASH-24662 , ASH24662 , FC4Z-18125-C , FC4Z18125C	OO	OO	83168	
04-15	Models with 22,000 lb Multi-leaf Rear Springs & O.E.M. Number : 4C4Z-18125-B , 4C4Z18125B , 501906C91 , 501906C92 , ASH-24661 , ASH24661	OO	OO	83317	

APPLICATION GUIDE

Year	Fitment Notes								
		Fleetline/ Gas SLX	Classic/ Ultra/ ProGuard/ Guardian	Max Control/ LTV Severe Duty/ Load Carrier	Steering Dampers/ Steering Stabilizer/ Cab Shock	Fleetline/ Gas SLX	Classic/ Ultra/ ProGuard/ Guardian	Max Control/ LTV Severe Duty/ Load Carrier/ HiJackers	Steering Dampers/ Steering Stabilizer/ Cab Shock

FORD

FORD

F650 (cont)

00-15	Models with 10,000 lb Front Suspension & O.E.M. Number : 2C44-18045-BA , 2C4418045BA , 3584116C1 , 3584116C2 , 4C4Z-18124-QA , 4C4Z18124QA , AA-616 , AA616 , ASH-24492 , ASH24492	83175
15	Models with 12,000 & 13,200 lb Front Springs & O.E.M. Number : 3584118C2 , 4C4Z-18124-JB , 4C4Z-18124-RA , 4C4Z18124JB , 4C4Z18124RA , AA-617 , AA617 , AT-812 , AT812	85928
	Models with 21,000 lb Rear Air Suspension & O.E.M. Number : 3578858C1 , 3578858C2 , 4C4Z-18125-DA , 4C4Z18125DA	85926
	Models with 8,500 lb Front Suspension & O.E.M. Number : 3584117C2 , 4C4Z-18124-HB , 4C4Z-18124-P , 4C4Z18124HB , 4C4Z18124P , AA-615 , AA615 , AT-811 , AT811 , FC4Z-18124-HB , FC4Z18124HB	83135
	Models with Hendrickson HAS - 230 Rear Air Suspension & O.E.M. Number : 4C4Z-18125-CA , 4C4Z18125CA , 60675-003 , 60675-003L , 60675003 , 60675003L , ASH-1105 , ASH-722 , ASH1105 , ASH722	85976
	Models with International Air Suspension (4x2) & O.E.M. Number : 3553628C1 , 3553628C2 , AA-619 , AA619	85927
04-13	Models with 21,000 lb Rear Air Suspension & O.E.M. Number : 3578858C1 , 3578858C2 , 4C4Z-18125-DA , 4C4Z18125DA	85926
	Models with International Air Suspension (4x2) & O.E.M. Number : 3553628C1 , 3553628C2 , AA-619 , AA619	85927
03-13	Models with Hendrickson HAS - 230 Rear Air Suspension & O.E.M. Number : 4C4Z-18125-CA , 4C4Z18125CA , 60675-003 , 60675-003L , 60675003 , 60675003L , ASH-1105 , ASH-722 , ASH1105 , ASH722	85976
00-13	Models with 12,000 & 13,200 lb Front Springs & O.E.M. Number : 3584118C2 , 4C4Z-18124-JB , 4C4Z-18124-RA , 4C4Z18124JB , 4C4Z18124RA , AA-617 , AA617 , AT-812 , AT812	85928
	Models with 8,500 lb Front Suspension & O.E.M. Number : 3584117C2 , 4C4Z-18124-HB , 4C4Z-18124-P , 4C4Z18124HB , 4C4Z18124P , AA-615 , AA615 , AT-811 , AT811 , FC4Z-18124-HB , FC4Z18124HB	83135
02-07	Models with Vari-Rate Rear Suspension & O.E.M. Number : AA620 , AA-620	83101
00-03	Models with 23,000 lb Multi-leaf Rear Springs & O.E.M. Number : ASH-2447 , ASH2447 , AT-696 , AT696 , F81A-18080-ZC , F81A18080ZC , F81Z-18125-ZA , F81Z18125ZA	83140
	Models with Hendrickson HAS - 190 Rear Air Suspension & O.E.M. Number : 1C44-18080-AA , 1C4418080AA , 60670-008 , 60670-008L , 60670008 , 60670008L	83123
00-02	Models with 8500 or 9000 lb Front Axle & O.E.M. Number : 3U2Z-18124-MAA , 3U2Z18124MAA , AA-494 , AA494 , ASH-397 , ASH397 , XC35-18045-AB , XC35-18045-AD , XC35-18045-JA , XC3518045AB , XC3518045AD , XC3518045JA , XC3Z-18124-JA , XC3Z18124JA	83131

F700

94-98	Models with Taperleaf Springs and with 6000, 7000, 8500, 9000 lb Axle & O.E.M. Number : F4HT-18045-AB , F4HT-18045-AC , F4HT18045AB , F4HT18045AC , F5HZ-18124-A , F5HZ18124A	83314
	Models with with 15000, 17500, 19000 lb Taperleaf Springs & O.E.M. Number : F4HT-18080-AA , F4HT-18080-AB , F4HT18080AA , F4HT18080AB , F5HZ-18125-A , F5HZ18125A	85314
86-98	Models with O.E.M. Number : ASH-24446 , ASH24446 , AX-310 , AX310 , E6HT-18080-AA , E6HT18080AA , E6HZ-18125-D , E6HZ18125D	83215
94-97	Models with 52" or 54" Taperleaf Springs and with 10000 or 12000 lb Axle & O.E.M. Number : F4HT-18045-DA , F4HT18045DA , F5HZ-18124-C , F5HZ18124C	85063
	Models with Multileaf Spring and w/ 10000, 12000 or 13200 lb Axle & O.E.M. Number : F4HT-18045-CB , F4HT18045CB , F5HZ-18124-B , F5HZ18124B	83107
80-94	All Models Exc. 9000 lb Axle with H.D. Suspension & 12000 lb Axle & O.E.M. Number : E0HT-18045-AA , E0HT-18045-AB , E0HT18045AA , E0HT18045AB	83309

APPLICATION GUIDE

Year	Fitment Notes								
		 Fleetline\ Gas SLX	Classic\ Ultra\ ProGuard\ Guardian	Max Control\ LTV Severe Duty\ Load Carrier	Steering Dampers\ Steering Stabilizer\ Cab Shock	 Fleetline\ Gas SLX	Classic\ Ultra\ ProGuard\ Guardian	Max Control\ LTV Severe Duty\ Load Carrier\ HiJackers	Steering Dampers\ Steering Stabilizer\ Cab Shock

FORD

FORD

F700 (cont)

80-90	Models with 13000 & 15000 lb Rear Axle & O.E.M. Number : D7HT-18080-BA , D7HT18080BA	OO	83225
	Models with 17000 & 18000 lb Rear Axle & O.E.M. Number : D7HF-18080-AA , D7HF18080AA , D7HT-18080-DA , D7HT18080DA	OO	83215
90	Models with Multileaf Spring & O.E.M. Number : F1HT-18045-AA , F1HT18045AA	OO	83309
83-89	Models with 9000 lb Axle with H.D. Suspension & 12000 lb Axle & O.E.M. Number : D2HF-18045-AA , D2HF18045AA , D7HT-18045-CA , D7HT18045CA	OO	83314

F700 LPO

90-94	Models with O.E.M. Number & O.E.M. Number : E9HS-18080-AA , E9HS18080AA	OO	85716
-------	---	------	------	------	------	----	-------	------	------	------

F750

21-23	Models with 19.5" or 22.5" Wheels (22,000 lb GVW) & O.E.M. Number : 471700011530 , ASH-24658 , ASH-24659 , ASH24658 , ASH24659 , FC44-18045-BB , FC4418045BB , FC4Z-18124-A , FC4Z-18124-B , FC4Z18124A , FC4Z18124B	OO	85181
	Models with 13,500, 15,500 & 19,000 lb Multi-leaf Rear Springs & O.E.M. Number : 471700011531 , ASH-24660 , ASH24660 , FC44-18080-AB , FC4418080AB , FC4Z-18125-A , FC4Z18125A	OO	OO	85180
	Models with Hendrickson HAS - 400/460 Rear Air Suspension & O.E.M. Number : 60675-014 , 60675014 , ASH-25838 , ASH25838 , FC4Z-18125-E , FC4Z18125E	OO	OO	85978
	Models with Hendrickson Rear Air Suspension & O.E.M. Number : 60670-011 , 60670011 , ASH-24663 , ASH24663 , FC4Z-18125-D , FC4Z18125D	OO	OO	83148
	Models with Hendrickson Rear Air Suspension & O.E.M. Number : 60670-012 , 60670012 , ASH-24662 , ASH24662 , FC4Z-18125-C , FC4Z18125C	OO	OO	83168
15-19	Models with 19.5" or 22.5" Wheels (22,000 lb GVW) & O.E.M. Number : 471700011530 , ASH-24658 , ASH-24659 , ASH24658 , ASH24659 , FC44-18045-BB , FC4418045BB , FC4Z-18124-A , FC4Z-18124-B , FC4Z18124A , FC4Z18124B	OO	85181
	Models with 13,500, 15,500 & 19,000 lb Multi-leaf Rear Springs & O.E.M. Number : 471700011531 , ASH-24660 , ASH24660 , FC44-18080-AB , FC4418080AB , FC4Z-18125-A , FC4Z18125A	OO	OO	85180
	Models with Hendrickson HAS - 400/460 Rear Air Suspension & O.E.M. Number : 60675-014 , 60675014 , ASH-25838 , ASH25838 , FC4Z-18125-E , FC4Z18125E	OO	OO	85978
	Models with Hendrickson Rear Air Suspension & O.E.M. Number : 60670-011 , 60670011 , ASH-24663 , ASH24663 , FC4Z-18125-D , FC4Z18125D	OO	OO	83148
	Models with Hendrickson Rear Air Suspension & O.E.M. Number : 60670-012 , 60670012 , ASH-24662 , ASH24662 , FC4Z-18125-C , FC4Z18125C	OO	OO	83168
04-15	Models with 10,000 lb Front Suspension & O.E.M. Number : 2C44-18045-BA , 2C4418045BA , 3584116C1 , 3584116C2 , 4C4Z-18124-QA , 4C4Z18124QA , AA-616 , AA616 , ASH-24492 , ASH24492	OO	83175
	Models with 22,000 lb Multi-leaf Rear Springs & O.E.M. Number : 4C4Z-18125-B , 4C4Z18125B , 501906C91 , 501906C92 , ASH-24661 , ASH24661	OO	OO	83317
15	Models with 12,000 & 13,200 lb Front Springs & O.E.M. Number : 3584118C2 , 4C4Z-18124-JB , 4C4Z-18124-RA , 4C4Z18124JB , 4C4Z18124RA , AA-617 , AA617 , AT-812 , AT812	OO	85928
	Models with 21,000 lb Rear Air Suspension & O.E.M. Number : 3578858C1 , 3578858C2 , 4C4Z-18125-DA , 4C4Z18125DA	OO	OO	85926
	Models with 8,500 lb Front Suspension & O.E.M. Number : 3584117C2 , 4C4Z-18124-HB , 4C4Z-18124-P , 4C4Z18124HB , 4C4Z18124P , AA-615 , AA615 , AT-811 , AT811 , FC4Z-18124-HB , FC4Z18124HB	OO	83135
	Models with Hendrickson HAS - 230 Rear Air Suspension & O.E.M. Number : 4C4Z-18125-CA , 4C4Z18125CA , 60675-003 , 60675-003L , 60675003 , 60675003L , ASH-1105 , ASH-722 , ASH1105 , ASH722	OO	OO	85976

APPLICATION GUIDE

Year	Fitment Notes								
		Fleetline/ Gas SLX	Classic/ Ultra/ ProGuard/ Guardian	Max Control/ LTV Severe Duty/ Load Carrier	Steering Dampers/ Steering Stabilizer/ Cab Shock	Fleetline/ Gas SLX	Classic/ Ultra/ ProGuard/ Guardian	Max Control/ LTV Severe Duty/ Load Carrier/ HiJackers	Steering Dampers/ Steering Stabilizer/ Cab Shock

FORD

FORD

F750 (cont)

15	Models with International Air Suspension (4x2) & O.E.M. Number : 3553628C1 , 3553628C2 , AA-619 , AA619			85927	
04-13	Models with 12,000 & 13,200 lb Front Springs & O.E.M. Number : 3584118C2 , 4C4Z-18124-JB , 4C4Z-18124-RA , 4C4Z18124JB , 4C4Z18124RA , AA-617 , AA617 , AT-812 , AT812	O O	85928	
	Models with 21,000 lb Rear Air Suspension & O.E.M. Number : 3578858C1 , 3578858C2 , 4C4Z-18125-DA , 4C4Z18125DA	O O	85926
	Models with 8,500 lb Front Suspension & O.E.M. Number : 3584117C2 , 4C4Z-18124-HB , 4C4Z-18124-P , 4C4Z18124HB , 4C4Z18124P , AA-615 , AA615 , AT-811 , AT811 , FC4Z-18124-HB , FC4Z18124HB	O O	83135
	Models with Hendrickson HAS - 230 Rear Air Suspension & O.E.M. Number : 4C4Z-18125-CA , 4C4Z18125CA , 60675-003 , 60675-003L , 60675003 , 60675003L , ASH-1105 , ASH-722 , ASH1105 , ASH722	O O	85976
	Models with International Air Suspension (4x2) & O.E.M. Number : 3553628C1 , 3553628C2 , AA-619 , AA619	O O	85927
04-07	Models with Vari-Rate Rear Suspension & O.E.M. Number : AA620 , AA-620	O O	83101	
00-03	Models with 23,000 lb Multi-leaf Rear Springs & O.E.M. Number : ASH-2447 , ASH2447 , AT-696 , AT696 , F81A-18080-ZC , F81A18080ZC , F81Z-18125-ZA , F81Z18125ZA	O O	83140	

F800

94	Models with Multileaf Spring and w/ 10000, 12000 or 13200 lb Axle & O.E.M. Number : F4HT-18045-CB , F4HT18045CB , F5HZ-18124-B , F5HZ18124B	O O	83107
----	---	--------	-------	------	------	------	------	------	------	------	------

F7000

83-87	Models with 9000 lb Axle with H.D. Suspension & 12000 lb Axle & O.E.M. Number : D2HF-18045-AA , D2HF18045AA , D7HT-18045-CA , D7HT18045CA	O O	83314
80-87	All Models Exc. 9000 lb Axle with H.D. Suspension & 12000 lb Axle & O.E.M. Number : E0HT-18045-AA , E0HT-18045-AB , E0HT18045AA , E0HT18045AB	O O	83309

LN600

80-85	Models with 11000, 13000, 15000, 17000 lb Axles & O.E.M. Number : D7HT-18080-BA , D7HT18080BA	O O	83225
	Models with 3000, 3300 lb Springs and 5000, 5500, 6000, 7000 lb Axles & O.E.M. Number : D7HT-18045-GA , D7HT18045GA	O O	83308
	Models with 4400 lb Spring and 7000, 9000 lb Axles & O.E.M. Number : D2EF-18045-AA , D2EF18045AA	O O	83312

MOTORHOME CHASSIS / F53

11-22	F53 Chassis with 16,000 lb to 22,000 lb GVW & O.E.M. Number : 1C34-18045-JA , 1C3418045AA , 1C3418045JA , 9U94-18045-AA , 9U9418045AA , 9U9Z-18124-A , 9U9Z18124A , 9U9Z18124B , ASH-1022 , ASH-1205 , ASH-1228 , ASH-1229 , ASH-25822 , ASH-25823 , ASH-294 , ASH1022 , ASH1205 , ASH1228 , ASH1229 , ASH25822 , ASH25823 , ASH294 , AT-620 , AT-766 , AT620 , AT766 , HU9418045AA , HU9418045BA , HU9Z18124B , HU9Z18124C	O O	83209
	Motorhome Chassis with 16,000 lb to 18,000 lb GVW & O.E.M. Number : 9U9Z-18125-B , 9U9Z18125B , ASH-25825 , ASH25825	O O	83122
	Motorhome Chassis with 20,500 lb to 22,000 lb GVW & O.E.M. Number : 9U94-18080-AA , 9U9418080AA , 9U9Z-18125-A , 9U9Z18125A , ASH-1023 , ASH-1206 , ASH-1230 , ASH-137 , ASH-25824 , ASH1023 , ASH1206 , ASH1230 , ASH137 , ASH25824 , AT-621 , AT621 , HU9Z-18125-B , HU9Z18125B	O O	83122
11-20	F53 Stripped Chassis Commercial Stripped Chassis, 19,500 lb to 22,000 lb GVW & O.E.M. Number : 47 1700 007 203 , ASH24634 , DU94-18045-CB	O O	85013
	F53 Stripped Chassis With BT Delivery Van Pack, 16,000 LB. GVW & O.E.M. Number : 471700007117 , 471700009775 , DU94-18080-CA , DU94-18080-CB , DU9418080CA , DU9418080CB	O O	85010

APPLICATION GUIDE

Year	Fitment Notes								
		 Fleetline\ Gas SLX	Classic\ Ultra\ ProGuard\ Guardian	Max Control\ LTV Severe Duty\ Load Carrier	Steering Dampers\ Steering Stabilizer\ Cab Shock	 Fleetline\ Gas SLX	Classic\ Ultra\ ProGuard\ Guardian	Max Control\ LTV Severe Duty\ Load Carrier\ HiJackers	Steering Dampers\ Steering Stabilizer\ Cab Shock

FORD

FORD

MOTORHOME CHASSIS / F53 (cont)

08-09	Motorhome Chassis with 16,000 lb to 18,000 lb GVW & O.E.M. Number : 9U9Z-18125-B , 9U9Z18125B , ASH-25825 , ASH25825	O							
06-09	F53 Chassis with 16,000 lb to 22,000 lb GVW & O.E.M. Number : 1C34-18045-JA , 1C3418045AA , 1C3418045JA , 9U94-18045-AA , 9U9418045AA , 9U9Z-18124-A , 9U9Z18124A , 9U9Z18124B , ASH-1022 , ASH-1205 , ASH-1228 , ASH-1229 , ASH-25822 , ASH-25823 , ASH-294 , ASH1022 , ASH1205 , ASH1228 , ASH1229 , ASH25822 , ASH25823 , ASH294 , AT-620 , AT-766 , AT620 , AT766 , HU9418045AA , HU9418045BA , HU9Z18124B , HU9Z18124C	O	O	O	O	O	O	O	O
	Motorhome Chassis with 20,500 lb to 22,000 lb GVW & O.E.M. Number : 9U94-18080-AA , 9U9418080AA , 9U9Z-18125-A , 9U9Z18125A , ASH-1023 , ASH-1206 , ASH-1230 , ASH-137 , ASH-25824 , ASH1023 , ASH1206 , ASH1230 , ASH137 , ASH25824 , AT-621 , AT621 , HU9Z-18125-B , HU9Z18125B	O	O	O	O	O	O	O	O
99-04	F53 Chassis with 16,000 lb to 22,000 lb GVW & O.E.M. Number : 1C34-18045-JA , 1C3418045AA , 1C3418045JA , 9U94-18045-AA , 9U9418045AA , 9U9Z-18124-A , 9U9Z18124A , 9U9Z18124B , ASH-1022 , ASH-1205 , ASH-1228 , ASH-1229 , ASH-25822 , ASH-25823 , ASH-294 , ASH1022 , ASH1205 , ASH1228 , ASH1229 , ASH25822 , ASH25823 , ASH294 , AT-620 , AT-766 , AT620 , AT766 , HU9418045AA , HU9418045BA , HU9Z18124B , HU9Z18124C	O	O	O	O	O	O	O	O
	Motorhome Chassis with 20,500 lb to 22,000 lb GVW & O.E.M. Number : 9U94-18080-AA , 9U9418080AA , 9U9Z-18125-A , 9U9Z18125A , ASH-1023 , ASH-1206 , ASH-1230 , ASH-137 , ASH-25824 , ASH1023 , ASH1206 , ASH1230 , ASH137 , ASH25824 , AT-621 , AT621 , HU9Z-18125-B , HU9Z18125B	O	O	O	O	O	O	O	O
88-97	F53 Chassis with 16,000 lb to 22,000 lb GVW & O.E.M. Number : 1C34-18045-JA , 1C3418045AA , 1C3418045JA , 9U94-18045-AA , 9U9418045AA , 9U9Z-18124-A , 9U9Z18124A , 9U9Z18124B , ASH-1022 , ASH-1205 , ASH-1228 , ASH-1229 , ASH-25822 , ASH-25823 , ASH-294 , ASH1022 , ASH1205 , ASH1228 , ASH1229 , ASH25822 , ASH25823 , ASH294 , AT-620 , AT-766 , AT620 , AT766 , HU9418045AA , HU9418045BA , HU9Z18124B , HU9Z18124C	O	O	O	O	O	O	O	O
	F53 Motorhome Chassis (Over 30 feet)	O	O	O	O	O	O	O	O
89-91	Single System Steering Stabilizer; Motorhome Replacement damper for vehicles w/ Gabriel Aftermarket mounting kit	O	O	O	O	O	O	O	O

PICKUP P350

76	Up through 8000# GVW	O							
68-75	Up through 8000# GVW	O	O	O	O	O	O	O	O
68-73	Single System Steering Stabilizer Replacement damper for vehicles w/ Gabriel Aftermarket mounting kit	O	O	O	O	O	O	O	O

PICKUP P400

75-76	Up through 8000# GVW	O							
-------	----------------------	---	--	--	--	--	--	--	--

PICKUP, F-450 SUPERDUTY

21-22	4 X 4	O							
17-20	All	O	O	O	O	O	O	O	O
	4 X 4	O	O	O	O	O	O	O	O
13-16	All	O	O	O	O	O	O	O	O
	4 X 4	O	O	O	O	O	O	O	O
09-12	Non Gas Charged Shock	O	O	O	O	O	O	O	O
	4 X 4	O	O	O	O	O	O	O	O

84 Replacement damper for vehicles with the Gabriel Aftermarket mounting kit.

APPLICATION GUIDE

Year	Fitment Notes								
			Fleetline/ Gas SLX	Classic/ Ultra/ ProGuard/ Guardian	Max Control/ LTV Severe Duty/ Load Carrier	Steering Dampers/ Steering Stabilizer/ Cab Shock		Fleetline/ Gas SLX	Classic/ Ultra/ ProGuard/ Guardian

FORD

FORD

PICKUP, F-450 SUPERDUTY (cont)

07-08	Non Gas Charged Shock	 O	G63969	58944 77967	 O
05-08	All	 O	G63969	77967	 O
08	4 X 4	 O	G63969	77967	14072	 O
05-07	Models with single or dual rear wheels with 165" or 201" wheel base	 O	G63969	77967	 O	G63461
	4 X 2	 O	G63969	77967	 O	77968
	4 X 4	 O	G63969	77967	 O	77969
99-04	All	 O	61655 G63809	77809	 O	77461
	Models with single or dual rear wheels with 165" or 201" wheel base	 O	61655 G63809	77809	 O	G63461	77461
	Non Gas Charged Shock	 O	61655 G63809	58809 77809	 O	77461
	4 X 4	 O	61655 G63809	77809	6854SE ⁸⁰	 O	77461
97	All	 O	G63692	 O	61554 G63409	43167 ⁸

PICKUP, F-550 SUPERDUTY

21-22	4 X 4	 O	14072	 O
17-20	All	 O	77967	 O
	4 X 4	 O	77967	14072	 O
13-16	All	 O	77967	 O	77968
	4 X 4	 O	77967	14072	 O	77969 77968
10-12	Non Gas Charged Shock	 O	58944	 O
08-12	4 X 4	 O	14072	 O
05-07	All	 O	G63969	77967	 O
	Models with single or dual rear wheels with 165" or 201" wheel base	 O	G63969	77967	 O	G63461
	4 X 2	 O	G63969	77967	 O	77968
	4 X 4	 O	G63969	77967	 O	77969
99-04	All	 O	61655 G63809	77809	 O	77461
	Models with single or dual rear wheels with 165" or 201" wheel base	 O	61655 G63809	77809	 O	G63461	77461
	Non Gas Charged Shock	 O	61655 G63809	58809 77809	 O	77461
	4 X 4	 O	61655 G63809	77809	6854SE ⁸⁰	 O	77461

VAN 1 TON, ECONOLINE / CLUB WAGON / SUPERDUTY

23	Type A School bus and Type C Motorhomes with Ford E450 Chassis	 O	61591 G63622	34076 ⁸ 77614	 O	61646 G63623	49178 ⁷ 77623
21-22	All	 O	61591 81744 ⁴⁸ G63622	34076 ⁸ 77614	 O	61646 81828 G63623	49178 ⁷ 77623
	Non Gas Charged Shock	 O	61591 81744 ⁴⁸ G63622	58622 34076 ⁸ 77614	 O	61646 81828 G63623	58623 49178 ⁷ 77623
	Type A School bus and Type C Motorhomes with Ford E450 Chassis	 O	61591 G63622	34076 ⁸ 77614	 O	61646 G63623	49178 ⁷ 77623

7 Pair Packs, Air hose kit included.

8 Pair Packs

80 Mounting bracket not required, install on O.E. Shock Mounts. See Ref. C for optional Steering Stabilizer Boots.

APPLICATION GUIDE

Year	Fitment Notes								
			Fleetline\ Gas SLX	Classic\ Ultra\ ProGuard\ Guardian	Max Control\ LTV Severe Duty\ Load Carrier	Steering Dampers\ Steering Stabilizer\ Cab Shock		Fleetline\ Gas SLX	Classic\ Ultra\ ProGuard\ Guardian

FORD

FORD

VAN 1 TON, ECONOLINE / CLUB WAGON / SUPERDUTY (cont)

10-19	All	I	O	61591 81744 ⁴⁸ G63622	34076 ⁸ 77614	I	O	61646 81828 G63623	49178 ⁷ 77623
	Exc. Cutaway Chassis	I	O	61591 81744 ⁴⁸ G63622	34076 ⁸ 77614	I	O	61646 81828 G63623	77623 49178 ⁷
	Non Gas Charged Shock	I	O	61591 81744 ⁴⁸ G63622	58622 34076 ⁸ 77614	I	O	61646 81828 G63623	58623 49178 ⁷ 77623
	Type A School bus and Type C Motorhomes with Ford E450 Chassis	I	O	61591 G63622 81744 ⁴⁸	34076 ⁸ 77614	I	O	61646 G63623 81828	49178 ⁷ 77623
03-09	All	I	O	61591 G63622	34076 ⁸ 77614	I	O	61646 G63623	49178 ⁷ 77623
	Exc. Cutaway Chassis	I	O	61591 G63622	34076 ⁸ 77614	I	O	61646 G63623	77623 49178 ⁷
	Non Gas Charged Shock	I	O	61591 G63622	58622 34076 ⁸ 77614	I	O	61646 G63623	58623 49178 ⁷ 77623
	Type A School bus and Type C Motorhomes with Ford E450 Chassis	I	O	61591 G63622	34076 ⁸ 77614	I	O	61646 G63623	49178 ⁷ 77623

FOREST RIVER

FOREST RIVER

FORESTER

04-19	MotorHomes with Ford E350 or E450 Chassis	I	O	61591 G63622	34076 ⁸ 77614	I	O	61646 G63623	49178 ⁷ 77623
-------	---	---	---	------	-----------------	-----------------------------	------	---	---	------	-----------------	-----------------------------	------

FORESTER GTS

15-18	MotorHomes with Ford E350 or E450 Chassis	I	O	61591 G63622	34076 ⁸ 77614	I	O	61646 G63623	49178 ⁷ 77623
-------	---	---	---	------	-----------------	-----------------------------	------	---	---	------	-----------------	-----------------------------	------

GEORGETOWN

08-17	MotorHomes with Ford F53 Chassis with 16,000 lb to 22,000 lb GVW & O.E.M. Number : 1C34-18045-AA , 1C34-18045-JA , 1C3418045AA , 1C3418045JA , 9U94-18045-AA , 9U9418045AA , 9U9Z-18124-A , 9U9Z18124A , ASH-1022 , ASH-1205 , ASH-1228 , ASH-1229 , ASH-25822 , ASH-25823 , ASH-294 , ASH1022 , ASH1205 , ASH1228 , ASH1229 , ASH25822 , ASH25823 , ASH294 , AT-620 , AT-766 , AT620 , AT766	I	O	83209	I	O
	MotorHomes with Ford F53 Chassis with 16,000 lb to 22,000 lb GVW & O.E.M. Number : 9U94-18080-AA , 9U9418080AA , 9U9Z-18125-A , 9U9Z18125A , ASH-1023 , ASH-1206 , ASH-1230 , ASH-137 , ASH-25824 , ASH1023 , ASH1206 , ASH1230 , ASH137 , ASH25824 , AT-621 , AT621	I	O	I	O	83122

LEXINGTON

03-15	MotorHomes with Ford E350 or E450 Chassis	I	O	61591 G63622	34076 ⁸ 77614	I	O	61646 G63623	49178 ⁷ 77623
-------	---	---	---	------	-----------------	-----------------------------	------	---	---	------	-----------------	-----------------------------	------

SUNSEEKER

07-22	MotorHomes with Ford E350 or E450 Chassis	I	O	61591 G63622	34076 ⁸ 77614	I	O	61646 G63623	49178 ⁷ 77623
-------	---	---	---	------	-----------------	-----------------------------	------	---	---	------	-----------------	-----------------------------	------

SUNSEEKER GTS

15-18	MotorHomes with Ford E350 or E450 Chassis	I	O	61591 G63622	34076 ⁸ 77614	I	O	61646 G63623	49178 ⁷ 77623
-------	---	---	---	------	-----------------	-----------------------------	------	---	---	------	-----------------	-----------------------------	------

FREIGHTLINER

FREIGHTLINER

B2

05-23	Models with 12000 lb Taperleaf Front Suspension & O.E.M. Number :	I	O	85918	I	O
	Models with FAS II (40,000 lb) Rear Air Suspension & O.E.M. Number :	I	O	I	O	85724
05-22	Models with 15,000 lb Rear Suspension & O.E.M. Number :	I	O	I	O	83120

APPLICATION GUIDE

Year	Fitment Notes								
		Fleetline/ Gas SLX	Classic/ Ultra/ ProGuard/ Guardian	Max Control/ LTV Severe Duty/ Load Carrier	Steering Dampers/ Steering Stabilizer/ Cab Shock	Fleetline/ Gas SLX	Classic/ Ultra/ ProGuard/ Guardian	Max Control/ LTV Severe Duty/ Load Carrier/ HiJackers	Steering Dampers/ Steering Stabilizer/ Cab Shock

FREIGHTLINER

FREIGHTLINER

FC70

99-04	Models with 6000 to 9000 lb Front axle & O.E.M. Number : 654654 , 6803230200	O O	85043				
-------	--	--------	-------	------	------	------	--	--	--	--

FL50

96-05	Day Cab Suspensions with O.E.M. Number : 18-30378-000 , 18-32999-001 , 18-60295-000 , 1830378000 , 1832999001 , 1860295000	O O	83006				
95-05	Models with 10,000 to 18,000 lb Suspension & O.E.M. Number : 10-13759-000 , 1013759000 , 471700003009 , 6803230300 , GBL665538	O O	85006				
	Models with 15,000 lb Rear Suspension & O.E.M. Number : 6803260000 , GBL654725	O O	83120			
	Models with 6000 to 9000 lb Front axle & O.E.M. Number : 654654 , 6803230200	O O	85043			
	Models with Airliner 18,000 lb Rear Air Suspension & O.E.M. Number : 16-13957-000 , 16-15817-000 , 1613957000 , 1615817000 , 680339 , 680611	O O	85724			

FL60

96-05	Day Cab Suspensions with O.E.M. Number : 18-30378-000 , 18-32999-001 , 18-60295-000 , 1830378000 , 1832999001 , 1860295000	O O	83006				
91-05	Models with 10,000 to 18,000 lb Suspension & O.E.M. Number : 10-13759-000 , 1013759000 , 471700003009 , 6803230300 , GBL665538	O O	85006				
	Models with 15,000 lb Rear Suspension & O.E.M. Number : 6803260000 , GBL654725	O O	83120			
	Models with 6000 to 9000 lb Front axle & O.E.M. Number : 654654 , 6803230200	O O	85043			
	Models with Airliner 18,000 lb Rear Air Suspension & O.E.M. Number : 16-13957-000 , 16-15817-000 , 1613957000 , 1615817000 , 680339 , 680611	O O	85724			
	Trucks with Link Cabmate Models FRT153BC-A , FRT106BC or FRT106HD-A & O.E.M. Number : 1201-0054 , 12010054 , 1202-0054 , 12020054	O O	83021			

M2

05-21	Models with Airliner 18,000 lb Rear Air Suspension & O.E.M. Number : 16-15817-000 , 16-18708-000 , 1615817000 , 1618708000 , 471700002809 , 481700006848 , 680611 , SDA471700002809	O O O	85724			
	Models with Freightliner TufTrac Rear Air Suspension & O.E.M. Number : 16-15770-000 , 1615770000 , 481700125969	O O	85956			
	Models with Hendrickson HMX 400/460 Haulmax with 16.5" Saddle & O.E.M. Number : 60680-004 , 60680-004L , 606800004 , H60680004 , 60680004L , 64178-001 , 64178001	O O	83143			
	Models with Hendrickson HMX 400/460 Haulmax with 17.5" & 18.5" Saddle & O.E.M. Number : 60680-005 , 60680-005L , 60680005 , 60680005L , HDR60680-005 , HDR60680005	O O	83142			
	Models with Rear 10000 lb - 15000 lb Low Profile AirLiner & O.E.M. Number : 1616577000 , 16-16577-000 , 1618711000 , 16-18711-000 , 471700002996	O O	85335			
	Models with Rear 52" Spring ,10000 lb - 15000 lb & O.E.M. Number : 16-16486-000 , 16-18710-000 , 1616486000 , 1618710000 , 471700002995	O O	83134			
	Models with Rear 52" Spring ,18000 lb - 23000 lb & O.E.M. Number : 16-16442-000 , 16-18709-000 , 1616442000 , 1618709000 , 471700002994	O O	83134			
	Models with Rear 60" Spring ,18000 lb - 23000 lb & O.E.M. Number : 16-15765-000 , 16-18707-000 , 1615765000 , 1618707000 , 471700002993	O O	85921			
05-15	Models with Freightliner Low Profile Rear Air Suspension & O.E.M. Number : 1614259000 , 16-14259-000 , 1618706000 , 16-18706-000 , 471700002992 , 680511	O O	85331			

M2 100

02-10	Models with Airliner 18,000 lb Rear Air Suspension & O.E.M. Number : 16-15817-000 , 16-18708-000 , 1615817000 , 1618708000 , 471700002809 , 481700006848 , 680611 , SDA471700002809	O O	85724			
-------	---	--------	------	------	------	------	-------	--	--	--

APPLICATION GUIDE

Year	Fitment Notes	 Fleetline\ Gas SLX Classic\ Ultra\ ProGuard\ Guardian Max Control\ LTV\ Severe Duty\ Load Carrier Steering Dampers\ Steering Stabilizer\ Cab Shock				 Fleetline\ Gas SLX Classic\ Ultra\ ProGuard\ Guardian Max Control\ LTV\ Severe Duty\ Load Carrier\ HiJackers Steering Dampers\ Steering Stabilizer\ Cab Shock			
------	---------------	---	--	--	--	--	--	--	--

FREIGHTLINER

FREIGHTLINER

MT45

98-22	Step Van Models with O.E.M. Number : 16-19138-000 , 16-20628-000 , 16-22004-000 , 1619138000 , 471700003011 , 471700011302	O O	85058
99-20	MT45 Step Van - w/35" Front Spring & O.E.M. Number : 16-15473-000 , 16-15474-000 , 1615473000 , 1615474000	O O	83157
	MT45 Step Van - w/38" Front Spring & O.E.M. Number : 16-15475-000 , 1615475000	O O	83164
98-20	Models with O.E.M. Number : 16-15394-000, 1615394000	O O	83120

MT55

99-22	Models with Freightliner Low Profile Rear Air Suspension & O.E.M. Number : 16-18706-000 , 1618706000	O O	85331
	Models with O.E.M. Number : 16-17759-000 , 16-20632-000 , 1617759000 , 1620632000 , 471700000447	O O	85919
99-20	MT55 Step Van - w/35" Front Spring & O.E.M. Number : 16-15473-000 , 16-15474-000 , 1615473000 , 1615474000	O O	83157
	MT55 Step Van - w/38" Front Spring & O.E.M. Number : 16-15475-000 , 1615475000	O O	83164
99-11	Models with O.E.M. Number : 16-15705-000 , 16-15934-000 , 16-16262-000 , 1615705000 , 1615934000 , 1616262000	O O	83120

GLAVAL BUS CO.

GLAVAL BUS CO.

CONCORDE II - SERIES

00-15	Models with 10,000 lb Front Suspension & O.E.M. Number : 2C44-18045-BA , 2C4418045BA , 3584116C1 , 3584116C2 , 4C4Z-18124-QA , 4C4Z18124QA , AA-616 , AA616 , ASH-24492 , ASH24492	O O	83175
04-11	Models with F-650 chassis with 22,000 lb Multi-leaf Rear Springs & O.E.M. Number : 4C4Z-18125-B , 501906C92 , ASH24661	I O	83317

GMC

GMC

C4500 TOPKICK

03-09	C Chassis - Conventional Cab w/19000, 21000, 23000 lb Taperleaf Springs (EXC Low Profile Vehicle) & O.E.M. Number : 22064233	I T	83136
	C Chassis - Conventional Cab With 15000, 19000, 21000 lb Multileaf Springs & O.E.M. Number : 15174902 , 22064232 , 88982686	I T	85071
	C Chassis - Conventional Cab with O.E.M. Number : 15123676 , 15588554 , 15887728 , 19152843 , 22064230 , 88982682	I T	83136
	Models with Link Cabmate Model GMT560 & O.E.M. Number : 1201-1043 , 12011043 , 1202-1043 , 12021043	O O	83025
	Truck Cabs with Link Cabmate Model GMC104TK & O.E.M. Number : 1201-0054 , 12010054 , 1202-0054 , 12020054	O O	83021

C5500 TOPKICK

03-09	C Chassis - Conventional Cab w/19000, 21000, 23000 lb Taperleaf Springs (EXC Low Profile Vehicle) & O.E.M. Number : 22064233	I T	83136
	C Chassis - Conventional Cab With 15000, 19000, 21000 lb Multileaf Springs & O.E.M. Number : 15174902 , 22064232 , 88982686	I T	85071
	C Chassis - Conventional Cab with O.E.M. Number : 15123676 , 15588554 , 15887728 , 19152843 , 22064230 , 88982682	I T	83136
	Models with Link Cabmate Model GMT560 & O.E.M. Number : 1201-1043 , 12011043 , 1202-1043 , 12021043	O O	83025
	Truck Cabs with Link Cabmate Model GMC104TK & O.E.M. Number : 1201-0054 , 12010054 , 1202-0054 , 12020054	O O	83021

C6000 TOPKICK

90-96	Truck Cabs with Link Cabmate Model GMC104TK & O.E.M. Number : 1201-0054 , 12010054 , 1202-0054 , 12020054	O O	83021
-------	---	--------	-------	------	------	------	------	------	------	------	------

APPLICATION GUIDE

Year	Fitment Notes	 Fleetline\ Gas SLX Classic\ Ultra\ ProGuard\ Guardian Max Control\ LTV Severe Duty\ Load Carrier Steering Dampers\ Steering Stabilizer\ Cab Shock				 Fleetline\ Gas SLX Classic\ Ultra\ ProGuard\ Guardian Max Control\ LTV Severe Duty\ Load Carrier\ HiJackers Steering Dampers\ Steering Stabilizer\ Cab Shock			
		I	O	I	O	I	O	I	O

GMC

GMC

C6500 TOPKICK

03-09	Truck Cabs with Link Cabmate Model GMC104TK & O.E.M. Number : 1201-0054 , 12010054 , 1202-0054 , 12020054	I	O	83021	I	O
97-01	Truck Cabs with Link Cabmate Model GMC104TK & O.E.M. Number : 1201-0054 , 12010054 , 1202-0054 , 12020054	I	O	83021	I	O
90-99	C Chassis - Conventional Cab with 9100 to 17500 lb Rear Axle & O.E.M. Number : 22064432	I	O	I	O	83221

C7000 TOPKICK

96	Truck Cabs with Link Cabmate Model GMC104TK & O.E.M. Number : 1201-0054 , 12010054 , 1202-0054 , 12020054	I	O	83021	I	O
93	Truck Cabs with Link Cabmate Model GMC104TK & O.E.M. Number : 1201-0054 , 12010054 , 1202-0054 , 12020054	I	O	83021	I	O

C7500 TOPKICK

02-09	Truck Cabs with Link Cabmate Model GMC104TK & O.E.M. Number : 1201-0054 , 12010054 , 1202-0054 , 12020054	I	O	83021	I	O
-------	---	---	---	------	------	------	-------	---	---	------	------	------	------

SAVANA 4500

15-16	All	I	O	61685 G63895	I	O	61687 G63897	77638
14	All	I	O	61685 G63895	I	O	61687 G63897
10-13	All	I	O	I	O	61687 G63897

T6500

04-09	FL1 Tilt Cab with 8100 lb Axle & O.E.M. Number : 22064804 , 22064805 , 22165187 , 22165188	I	O	83136	I	O
	FL2 Tilt Cab with 5000 to 11000 lb Axle & O.E.M. Number : 22064807 , 22166442	I	O	83136	I	O
	FL3 Tilt Cab with 14575 lb Axle & O.E.M. Number : 22064806 , 22165189	I	O	83136	I	O
04-06	Tilt Cab w/15000, 19000, 21000 lb Multileaf Springs & O.E.M. Number : 15174902 , 22064232	I	O	I	O	85071
97-02	FL1 Tilt Cab with 8100 lb Axle & O.E.M. Number : 22064804 , 22064805 , 22165187 , 22165188	I	O	83136	I	O
	FL2 Tilt Cab with 5000 to 11000 lb Axle & O.E.M. Number : 22064807 , 22166442	I	O	83136	I	O
	FL3 Tilt Cab with 14575 lb Axle & O.E.M. Number : 22064806 , 22165189	I	O	83136	I	O
	Tilt Cab w/15000, 19000, 21000 lb Multileaf Springs & O.E.M. Number : 15174902 , 22064232	I	O	I	O	85071
97-99	Tilt Cab w/19000, 21000, 23000 lb Taperleaf Springs (EXC Low Profile Veh.) & O.E.M. Number : 22064233	I	O	I	O	83136
99	Models with Hendrickson Air Suspension (Stamping number 47902-13) & O.E.M. Number : 12474915, 15963161	I	O	I	O	83122

W4500 FORWARD

92-10	Models with 11000 lb & 13000 lb Suspension & O.E.M. Number : 8-94454-986-0 , 8-94454-987-0 , 8-97253-620-0 , 8944549860 , 8944549870 , 8972536200 , 9-51630-647-1 , 94454987 , 9516306471 , 97083027 , 97083029 , 97253620 , 98232671	I	O	83515	I	O
-------	---	---	---	-------	------	------	------	---	---	------	------	------	------

W5500 FORWARD

88-10	Models with 11000 lb & 13000 lb Suspension & O.E.M. Number : 97253620	I	O	83515	I	O
-------	---	---	---	-------	------	------	------	---	---	------	------	------	------

W6500 FORWARD

87-96	Models with 11000 lb & 13000 lb Suspension & O.E.M. Number : 1-51630-168-1 , 1516301681	I	O	83515	I	O
-------	---	---	---	-------	------	------	------	---	---	------	------	------	------

HINO

HINO

145

05-10	Models with O.E.M. Number : 48500-3710 , 485003710A , S4850-03710, 485003710 , 48500-3710A , S485003710	I	O	83126	I	O
-------	---	---	---	-------	------	------	------	---	---	------	------	------	------

APPLICATION GUIDE

Year	Fitment Notes								
		Fleetline/ Gas SLX	Classic/ Ultra/ ProGuard/ Guardian	Max Control/ LTV Severe Duty/ Load Carrier	Steering Dampers/ Steering Stabilizer/ Cab Shock	Fleetline/ Gas SLX	Classic/ Ultra/ ProGuard/ Guardian	Max Control/ LTV Severe Duty/ Load Carrier/ HiJackers	Steering Dampers/ Steering Stabilizer/ Cab Shock

HINO

HINO

155

16-20	Models with O.E.M. Number : 48531-37351 , 4853137351	O	83519
13-20	Models with O.E.M. Number : 48511-37320 , 48511-80162 , 4851137320 , 4851180162	I O	83518

165

05-10	Models with O.E.M. Number : 48500-3710 , 485003710A , S4850-03710 , 485003710 , 48500-3710A , S485003710	O O	83126
-------	--	--------	-------	------	------	------	------

185

05-10	Models with O.E.M. Number : 48500-3710 , 485003710A , S4850-03710 , 485003710 , 48500-3710A , S485003710	O O	83126
	Models with O.E.M. Number : 48500-3720 , 485003720 , S4850-03720 , S485003720	O O	83140

195

12-20	Models with Hendrickson Comfort Air Suspension (23,000 lb Capacity) & O.E.M. Number : 60670-018 , 60670-018L , 60670018 , 60670018L	O O	83166
	Models with O.E.M. Number : 48511-37320 , 48511-80162 , 4851137320 , 4851180162	I O	83518
	Models with O.E.M. Number : 48531-37361 , 48531-37362 , 4853137361 , 4853137362	O O	83519

238

05-14	Models with O.E.M. Number : 48500-3720 , 485003720 , S4850-03720 , S485003720	O O	83140
-------	---	--------	-------	------	------	------	------

258

15-21	Models with O.E.M. Number : 48500-E0420 , 48500E0420	O O	83391
06-21	Models with Hendrickson Rear Air Suspension & O.E.M. Number : 48530-E0100 , 48530-E0290 , 48530-E0390 , 48530E0100 , 48530E0290 , 48530E0390 , 60670-014 , 60670-019 , 60670014 , 60670019	O O	83166
06-14	Models with O.E.M. Number : 48500-3720 , 485003720 , S4850-03720 , S485003720	O O	83140

258ALP

08-14	Models with Hendrickson Rear Air Suspension & O.E.M. Number : 48530-E0100 , 48530-E0290 , 48530-E0390 , 48530E0100 , 48530E0290 , 48530E0390 , 60670-014 , 60670-019 , 60670014 , 60670019	O O	83166
-------	--	--------	-------	------	------	------	------

258LP

06-14	Models with Hendrickson Rear Air Suspension & O.E.M. Number : 48530-E0100 , 48530-E0290 , 48530-E0390 , 48530E0100 , 48530E0290 , 48530E0390 , 60670-014 , 60670-019 , 60670014 , 60670019	O O	83166
-------	--	--------	-------	------	------	------	------

268

15-22	Models with O.E.M. Number : 48500-E0420 , 48500E0420	O O	83391
05-22	Models with Hendrickson Rear Air Suspension & O.E.M. Number : 48530-E0100 , 48530-E0290 , 48530-E0390 , 48530E0100 , 48530E0290 , 48530E0390 , 60670-014 , 60670-019 , 60670014 , 60670019	O O	83166
05-14	Models with O.E.M. Number : 48500-3720 , 485003720 , S4850-03720 , S485003720	O O	83140

268A

08-14	Models with Hendrickson Rear Air Suspension & O.E.M. Number : 48530-E0100 , 48530-E0290 , 48530-E0390 , 48530E0100 , 48530E0290 , 48530E0390 , 60670-014 , 60670-019 , 60670014 , 60670019	O O	83166
	Models with O.E.M. Number : 48500-3720 , 485003720 , S4850-03720 , S485003720	O O	83140

FA15

92	FA, FB Models Trucks with O.E.M. Number : 34802 , 48530-1910 , 48530-2510 , S4853-01910 , S4853-02510	O O	83216
	Models with O.E.M. Number : 48500-1950 , 48500-2750 , 66639 , S4850-01950 , S4850-02750	I O	G63610

APPLICATION GUIDE

Year	Fitment Notes								
		 Fleetline\ Gas SLX	Classic\ Ultra\ ProGuard\ Guardian	Max Control\ LTV Severe Duty\ Load Carrier	Steering Dampers\ Steering Stabilizer\ Cab Shock	 Fleetline\ Gas SLX	Classic\ Ultra\ ProGuard\ Guardian	Max Control\ LTV Severe Duty\ Load Carrier\ HiJackers	Steering Dampers\ Steering Stabilizer\ Cab Shock

HINO

HINO

FA1415

93-97	(FA15)with O.E.M. Number : 48530-1910								
	FA, FB Models Trucks with O.E.M. Number : 34802 , 48530-1910 , 48530-2510 , S4853-01910 , S4853-02510								
	Models with O.E.M. Number : 48500-1950 , 48500-2750 , 66639 , S4850-01950 , S4850-02750	I O	G63610						
	Models with O.E.M. Number : 48530-1910								

FA1517

98-04	FA, FB Models Trucks with O.E.M. Number : 34802 , 48530-1910 , 48530-2510 , S4853-01910 , S4853-02510								
	Models with O.E.M. Number : 48500-1950 , 48500-2750 , 66639 , S4850-01950 , S4850-02750	I O	G63610						
98	Models with O.E.M. Number : 48530-2510								

FB14

89-91	FA, FB Models Trucks with O.E.M. Number : 34802 , 48530-1910 , 48530-2510 , S4853-01910 , S4853-02510								
	Models with O.E.M. Number : 48500-1950 , 48500-2750 , 66639 , S4850-01950 , S4850-02750	I O	G63610						

FB15

92	FA, FB Models Trucks with O.E.M. Number : 34802 , 48530-1910 , 48530-2510 , S4853-01910 , S4853-02510								
	Models with O.E.M. Number : 48500-1950 , 48500-2750 , 66639 , S4850-01950 , S4850-02750	I O	G63610						

FB1715

93-97	FA, FB Models Trucks with O.E.M. Number : 34802 , 48530-1910 , 48530-2510 , S4853-01910 , S4853-02510								
	Models with O.E.M. Number : 48500-1950 , 48500-2750 , 66639 , S4850-01950 , S4850-02750	I O	G63610						
	Models with O.E.M. Number : 48530-1910								

FB1817

98-04	FA, FB Models Trucks with O.E.M. Number : 34802 , 48530-1910 , 48530-2510 , S4853-01910 , S4853-02510								
	FE Models Trucks with O.E.M. Number : 48500-1941 , S4850-01941 , 485001941 , S485001941	O O	83141						
	Models with O.E.M. Number : 48500-1950 , 48500-2750 , 66639 , S4850-01950 , S4850-02750	I O	G63610						
98	Models with O.E.M. Number : 48530-2510								

FD16

86-87	Models with O.E.M. Number : 48530-1880 , 485301880								
-------	--	--	--	--	--	--	--	--	--

FD17

88-92	Models with O.E.M. Number : 48530-1880 , 485301880								
-------	--	--	--	--	--	--	--	--	--

FD2218

93-97	(FD5H). FE5H, FF5H & O.E.M. Number : 48530-1880								
	(FD5H). FE5H, FF5H with O.E.M. Number : 48500-1801	O O	83216						

FE16

86-87	Models with O.E.M. Number : 48500-1801								
-------	--	--	--	--	--	--	--	--	--

FE2620

98	Models with O.E.M. Number : 48530-1880 , 485301880								
----	--	--	--	--	--	--	--	--	--

GC17

90-91	Models with O.E.M. Number : 48500-1801								
-------	--	--	--	--	--	--	--	--	--

APPLICATION GUIDE

Year	Fitment Notes								
			Fleetline/ Gas SLX	Classic/ Ultra/ ProGuard/ Guardian	Max Control/ LTV Severe Duty/ Load Carrier	Steering Dampers/ Steering Stabilizer/ Cab Shock		Fleetline/ Gas SLX	Classic/ Ultra/ ProGuard/ Guardian

HINO

HINO

GC20

92	Models with O.E.M. Number : 48500-1801	O	83216
----	--	---	-------	------	------	------	--	------	------	------	------

L6

22-23	L6 Models with Hendrickson Rear Air Suspension & O.E.M. Number : 48530E0100 , 48530-E0100 , 48530E0290 , 48530-E0290 , 48530E0390 , 48530-E0390 , 60670014 , 60670-014 , 60670019 , 60670-019	O	83166
-------	---	---	-------	------	------	------	--	------	------	------	------

IC CORPORATION

IC CORPORATION

BE SCHOOL BUS

08-15	School Buses with 7,000 lb Front Axles & O.E.M. Number : 3605735C1 , 3605735C2	O	83169
	School Buses with O.E.M. Number : 3609400C1 , 3609400C2	I	83317

CE SCHOOL BUS

10-21	CE Model School Buses (71 Capacity) with 9,000 to 10,000 lb Front Suspension & O.E.M. Number : 3578105C1 , 3578105C2 , 6127088C1 , OE13402S	O	83163
13-18	CE Model School Buses with 6,000 to 8,000 lb Front Axles & O.E.M. Number : 3533356C3	O	83169
10-18	CE Model School Buses with 20,000 lb International IROS Air Suspension & O.E.M. Number : 3578858C2 , 6127713C1	O	85926
16-17	CE Model School Buses with 20,000 lb Rear Air Suspension & O.E.M. Number : 3601600C3	O	85082
10-13	CE Model School Buses with 22,000 lb Rear Spring Suspension & O.E.M. Number : 501906C91 , 501906C92 , OE13424S	I	83317
06-09	CE Model School Buses (71 Capacity) with 9,000 to 10,000 lb Front Suspension & O.E.M. Number : 3578105C1 , 3578105C2 , 6127088C1 , OE13402S	O	83163
05-09	CE Model School Buses with 22,000 lb Rear Spring Suspension & O.E.M. Number : OE13424S , 501906C91 , 501906C92	I	83317

RE SCHOOL BUS

10	RE Model School Buses (Low Profile) & O.E.M. Number : 537524C91	O	83123
	RE Model School Buses with 12,000 to 14,000 lb Front Axles & O.E.M. Number : 2200327C1	I	85332
	RE Model School Buses with Hendrickson AirTek Front Suspension & O.E.M. Number : 3838241C1 , 65992-006 , 65992006 , H65992-006 , H65992006	O	85986
	RE Model School Buses with O.E.M. number & O.E.M. Number : 3604282C1	I	85351
	RE Model School Buses with O.E.M. Number : 472412C91	I	83456

INTERNATIONAL

INTERNATIONAL

200

74-75	All	O	6802SE ⁸⁴	
-------	-----	---	------	------	------	----------------------	--	------	------	------	------

1200C

68	Exc. 166" Wheelbase	O	61500 81147 82007 G63405		61500 81147 G63405	43048 ⁸ 49310 ⁷
	Single System Steering Stabilizer; 1/2 Ton, 3/4 Ton & Travelall	O	6802SE ⁸⁴

1200D

69-70	Single System Steering Stabilizer; 1/2 Ton, 3/4 Ton & Travelall	O	6802SE ⁸⁴
-------	---	---	----------------------	------	------	------	--	------	------	------	------

7 Pair Packs, Air hose kit included.

8 Pair Packs

100 84 Replacement damper for vehicles with the Gabriel Aftermarket mounting kit.

APPLICATION GUIDE

Year	Fitment Notes								
		Fleetline\ Gas SLX	Classic\ Ultra\ ProGuard\ Guardian	Max Control\ LTV Severe Duty\ Load Carrier	Steering Dampers\ Steering Stabilizer\ Cab Shock	Fleetline\ Gas SLX	Classic\ Ultra\ ProGuard\ Guardian	Max Control\ LTV Severe Duty\ Load Carrier\ HiJackers	Steering Dampers\ Steering Stabilizer\ Cab Shock

INTERNATIONAL

1210

71-73	Single System Steering Stabilizer; 1/2 Ton, 3/4 Ton & Travelall	OO	6802SE ⁸⁴	
-------	---	----	------	------	------	----------------------	--	------	------	------	------

1300C

68	Exc. 166" Wheelbase	OO	61500 81147 82007 G63405	61500 81147 G63405	43048 ⁸
	Exc. 166" Wheelbase Air hose kit included	OO	49310 ⁷
	Single System Steering Stabilizer; 1/2 Ton, 3/4 Ton & Travelall Replacement damper for vehicles w/ Gabriel Aftermarket mounting kit	OO	6802SE ⁸⁴	

1300D

69-70	Single System Steering Stabilizer; 1/2 Ton, 3/4 Ton & Travelall Replacement damper for vehicles w/ Gabriel Aftermarket mounting kit	OO	6802SE ⁸⁴	
-------	---	----	------	------	------	----------------------	--	------	------	------	------

1310

71-73	Single System Steering Stabilizer; 1/2 Ton, 3/4 Ton & Travelall Replacement damper for vehicles w/ Gabriel Aftermarket mounting kit	OO	6802SE ⁸⁴	
-------	---	----	------	------	------	----------------------	--	------	------	------	------

4300

02-20	Models with 6,000 to 8,000 lb Front Suspension & O.E.M. Number : 3533356C1, 3533356C2	OO	83135	
	Models with Hendrickson HAS - 230 Rear Air Suspension & O.E.M. Number : 3514952C1 , 57905-001 , 57905001 , 60675-003 , 60675-003L , 60675003 , 60675003L , H60675-003 , H60675003	OO		85976
	Models with O.E.M. Number : 2509221C91 , 2509223C91 , 2509223C92	OO	83054	
13-18	Models with 6,000 to 8,000 lb Front Suspension & O.E.M. Number : 3533356C3 , 6127688C1	OO	83169	
02-15	Models with 12,000 lb Front axle & O.E.M. Number : 3533357C1 , 3533357C2 , 3533357C3	OO	85957	
02-13	Models with 22,000 lb Rear Spring Suspension & O.E.M. Number : 501906C91 , 501906C92 , OE13424S	OO		83317	
08-09	Models with 9,000 to 10,000 lb Front Suspension & O.E.M. Number : 3578105C1 , 3578105C2 , 6127088C1 , OE13402S	OO	83163	
	Models with International Rear Air Suspension & O.E.M. Number : 3549099C2	OO		85923	

4300LP

02-19	Models with O.E.M. Number : 2509221C91 , 2509223C91 , 2509223C92	OO	83054	
13	Models with Vari-Rate Rear Suspension & O.E.M. Number : 1660846C92	OO	83101

4400

03-19	Models with 6,000 to 8,000 lb Front Suspension & O.E.M. Number : 3533356C1, 3533356C2	OO	83135	
	Models with Hendrickson HAS - 230 Rear Air Suspension & O.E.M. Number : 3514952C1 , 57905-001 , 57905001 , 60675-003 , 60675-003L , 60675003 , 60675003L , H60675-003 , H60675003	OO		85976
	Models with O.E.M. Number : 2509221C91 , 2509223C91 , 2509223C92	OO	83054	
13-18	Models with 6,000 to 8,000 lb Front Suspension & O.E.M. Number : 3533356C3 , 6127688C1	OO	83169	
03-15	Models with 12,000 lb Front axle & O.E.M. Number : 3533357C1 , 3533357C2 , 3533357C3	OO	85957	
03-13	Models with 22,000 lb Rear Spring Suspension & O.E.M. Number : 501906C91 , 501906C92 , OE13424S	OO		83317	
08-09	Models with 9,000 to 10,000 lb Front Suspension & O.E.M. Number : 3578105C1 , 3578105C2 , 6127088C1 , OE13402S	OO	83163	

7 Pair Packs, Air hose kit included.

8 Pair Packs

84 Replacement damper for vehicles with the Gabriel Aftermarket mounting kit.

APPLICATION GUIDE

Year	Fitment Notes								
			Fleetline\ Gas SLX	Classic\ Ultra\ ProGuard\ Guardian	Max Control\ LTV\ Severe Duty\ Load Carrier	Steering Dampers\ Steering Stabilizer\ Cab Shock		Fleetline\ Gas SLX	Classic\ Ultra\ ProGuard\ Guardian

INTERNATIONAL

4400 (cont)

08-09	Models with International Rear Air Suspension & O.E.M. Number : 3549099C2	O	O	85923
-------	---	---	------	------	------	------	---	-------	------	------	------

4400LP

02-19	Models with O.E.M. Number : 2509221C91 , 2509223C91 , 2509223C92	O	83054	O
-------	--	---	------	------	------	-------	---	------	------	------	------

CV515

23	Models with 11K, 13.5K or 15.5K VARI-RATE Rear Suspension & O.E.M. Number : 4206863C1 , 4208946C1	O	O	83398
	Models with Taperleaf Front & O.E.M. Number : 4089293C1 , 4109582C1 , 4207304C1 , 4109583C1	O	83397	O
19-22	Models with 11K, 13.5K or 15.5K VARI-RATE Rear Suspension & O.E.M. Number : 4206863C1 , 4208946C1	O	O	83398
	Models with 4 x 4 Rear & O.E.M. Number : 4109458C2	O	O	83243
	Models with IROS Rear & O.E.M. Number : 4214011C2	O	O	85670
	Models with Taperleaf Front & O.E.M. Number : 4089293C1 , 4109582C1 , 4207304C1 , 4109583C1	O	83397	O

DURASTAR

15-18	Models with 6,000 to 8,000 lb Front Suspension & O.E.M. Number : 3533356C3 , 6127688C1	O	83169	O
13	Models with 12,000 lb Front axle & O.E.M. Number : 3533357C1 , 3533357C2 , 3533357C3	O	85957	O
	Models with 22,000 lb Rear Spring Suspension & O.E.M. Number : 501906C91 , 501906C92 , OE13424S	O	O	83317
	Models with 6,000 to 8,000 lb Front Suspension & O.E.M. Number : 3533356C3 , 6127688C1	O	83169	O
	Models with 9,000 to 10,000 lb Front Suspension & O.E.M. Number : 3578105C1 , 3578105C2 , 6127088C1 , OE13402S	O	83163	O
	Models with Hendrickson HAS - 230 Rear Air Suspension & O.E.M. Number : 3514952C1 , 57905-001 , 57905001 , 60675-003 , 60675-003L , 60675003 , 60675003L , H60675-003 , H60675003	O	O	85976
	Models with O.E.M. Number : 2509221C91 , 2509223C91 , 2509223C92	O	83054	O

HV607

19-22	Models with Hendrickson Primaax 230/460 Air Suspension with 9" Ride Height & O.E.M. Number : 60657-003 , 60657-003L , 60657003 , 60657003L , H60657003	O	O	85072
19-21	Models with 18,000 to 20,000 lb (Set Forward) Front Axle & O.E.M. Number : 3868265C1	O	85995	O
19-20	Models with 16,000 lb to 23,000 lb Parabolic Taperleaf Springs & O.E.M. Number : 3576464C2	O	85957	O

M1100 / M1200

68-72	All	O	82007	O	61500 81147 G63405	43048 ⁸ 49310 ⁷
	Single System Steering Stabilizer; 1/2 and 3/4 Ton I-Beam Axle	O	82007	6802SE ⁸⁴	O	61500 81147 G63405	43048 ⁸ 49310 ⁷

M1400

69	All	O	82007	O	61500 81147 G63405	43048 ⁸ 49310 ⁷
	Single System Steering Stabilizer; 1/2 and 3/4 Ton I-Beam Axle	O	82007	6802SE ⁸⁴	O	61500 81147 G63405	43048 ⁸ 49310 ⁷

MV607

20-22	Models with 20,000 lb International IROS Air Suspension & O.E.M. Number : 6127713C2	O	O	85656
-------	---	---	------	------	------	------	---	-------	------	------	------

7 Pair Packs, Air hose kit included.

8 Pair Packs

APPLICATION GUIDE

Year	Fitment Notes	 Fleetline\ Gas SLX Classic\ Ultra\ ProGuard\ Guardian Max Control\ LTV Severe Duty\ Load Carrier Steering Dampers\ Steering Stabilizer\ Cab Shock				 Fleetline\ Gas SLX Classic\ Ultra\ ProGuard\ Guardian Max Control\ LTV Severe Duty\ Load Carrier\ HiJackers Steering Dampers\ Steering Stabilizer\ Cab Shock			
		Fleetline\ Gas SLX	Classic\ Ultra\ ProGuard\ Guardian	Max Control\ LTV Severe Duty\ Load Carrier	Steering Dampers\ Steering Stabilizer\ Cab Shock	Fleetline\ Gas SLX	Classic\ Ultra\ ProGuard\ Guardian	Max Control\ LTV Severe Duty\ Load Carrier\ HiJackers	Steering Dampers\ Steering Stabilizer\ Cab Shock

INTERNATIONAL

INTERNATIONAL

MV607 (cont)

19-22	Models with 9,000 to 10,000 lb Front Suspension & O.E.M. Number : 6127088C1	O	O	83163
	Models with Hendrickson HAS - 230 Rear Air Suspension & O.E.M. Number : 3514952C1 , 60675-003 , 60675-003L , 60675003 , 60675003L , H60675-003 , H60675003	O	O	85976
19	Models with 6,000 to 8,000 lb Front Suspension & O.E.M. Number : 3533356C3 , 6127688C1	O	O	83169

NONE

99	Models with O.E.M. Number	O	O	83397
----	---------------------------	---	---	-------	------	------	------	------	------	------	------

TERRASTAR

12-18	Models with 6,000 to 7,000 lb Front Axle & O.E.M. Number : 3902993C1 , 3902993C3 , 3989717C1 , 3991991C1 , OE 18513 , OE17103	O	O	83135
12-17	Models with 10,000 & 13,500 lb Vari-Rate Rear Spring Suspension & O.E.M. Number : 3586902C2 , 3586902C3 , 6127087C1	O	O	83364
14	4 WD Models with Rear Spring Suspension & O.E.M. Number : 3945165C1 , 6127096C1	O	O	83180

TRAVELALL

75	4WD, Single System Steering Stabilizer	O	O	6803SE ⁸⁴
	RWD	O	O	6802SE ⁸⁴

INTERNATIONAL (NAVISTAR)

INTERNATIONAL (NAVISTAR)

CE SCHOOL BUS

06-21	CE Model School Buses (71 Capacity) with 9,000 to 10,000 lb Front Suspension & O.E.M. Number : 3578105C1 , 3578105C2 , 6127088C1 , OE13402S	O	O	83163
-------	---	---	---	-------	------	------	------	------	------	------	------

CE SERIES SCHOOL BUS

05-13	CE Model School Buses with 22,000 lb Rear Spring Suspension & O.E.M. Number : OE13424S , 501906C91 , 501906C92	O	O	83317
-------	--	---	---	-------	------	------	------	------	------	------	------

DURASTAR

14	Models with 6,000 to 8,000 lb Front Suspension & O.E.M. Number : 3533356C3 , 6127688C1	O	O	83169
----	--	---	---	-------	------	------	------	------	------	------	------

NONE

99	Models with O.E.M. Number : 4072186C1	O	O	85928
	Models with O.E.M. Number : 4164149C1	O	O	85923
	Models with O.E.M. Number : 4211080C1	O	O	85957
	Models with O.E.M. Number : 4213760C1	O	O	83163

ISUZU

ISUZU

FRR

00-03	Models with O.E.M. Number : 1-51630-219-0 , 1-51630-219-1 , 51630219	I	I	83114
95-98	Models with O.E.M. Number : 1-51630-219-0 , 1-51630-219-1 , 51630219	I	I	83114

FSR

97-02	Models with 15000, 19000, 21000 lb Multileaf Springs & O.E.M. Number : 8-22064232-0 , 8220642320	I	I	85071
	Models with 19000, 21000, 23000 lb Taperleaf Springs (EXC Low Profile Veh.) & O.E.M. Number : 8-22064233-0 , 8220642330	I	I	83136
	Models with FL1 Tilt Cab with 8100 lb Axle (Including Low Profile)& O.E.M. Number : 8-22064804-0 , 8-22064805-0 , 8220648040 , 8220648050	I	I	83136

APPLICATION GUIDE

Year	Fitment Notes	 Fleetline/ Gas SLX Classic/ Ultra/ ProGuard/ Guardian Max Control/ LTV/ Severe Duty/ Load Carrier Steering Dampers/ Steering Stabilizer/ Cab Shock				 Fleetline/ Gas SLX Classic/ Ultra/ ProGuard/ Guardian Max Control/ LTV/ Severe Duty/ Load Carrier/ HiJackers Steering Dampers/ Steering Stabilizer/ Cab Shock			
		Fleetline/ Gas SLX	Classic/ Ultra/ ProGuard/ Guardian	Max Control/ LTV/ Severe Duty/ Load Carrier	Steering Dampers/ Steering Stabilizer/ Cab Shock	Fleetline/ Gas SLX	Classic/ Ultra/ ProGuard/ Guardian	Max Control/ LTV/ Severe Duty/ Load Carrier/ HiJackers	Steering Dampers/ Steering Stabilizer/ Cab Shock

ISUZU

ISUZU

FSR (cont)

87-96	Models with O.E.M. Number : 1-51630-167-0 , 1516301670	I	83613
	Models with O.E.M. Number : 1-51630-217-1	I	O	83114
87-92	FSR Models with O.E.M. Number : 1-51630-160-0 , 1516301600	I	O	83162
	Models with O.E.M. Number : 1-51630-168-1 , 1516301681 , 51630168	I	O	83515

FTR

18-22	Models with Hendrickson HAS suspension & O.E.M. Number : 8-97517-966-1 , 8975179660 , 8975179661 , 60670-005 , 60670-005L , 60670005 , 60670005L , 8-97517-966-0	O	O	83137
18-20	FTR Diesel Models with Std Cab & O.E.M. Number : 8-98321-912-1 , 8983219121	I	T	85071
00-11	Models with Hendrickson HAS suspension & O.E.M. Number : 8-97517-966-1 , 8975179660 , 8975179661 , 60670-005 , 60670-005L , 60670005 , 60670005L , 8-97517-966-0	O	O	83137
05-09	Models with O.E.M. Number : 8-97253-665-0 , 8-98098-058-0 , 8-98098-058-1 , 8-98098-059-0 , 8-98098-059-1 , 8-98316-228-0 , 8-98316227-0 , 898098-0581 , 97253665 , 98098058 , 98098059 , 98316227	O	O	83159
	Models with O.E.M. Number : 8980981270 , 8982326720 , 98098127 , 8-98098-127-0	I	O	83515
97-09	Models with 19000, 21000, 23000 lb Taperleaf Springs (EXC Low Profile Veh.) & O.E.M. Number : 8-22064233-0 , 8220642330	I	T	83136
90-09	Models with 15000, 19000, 21000 lb Multileaf Springs & O.E.M. Number : 15174902 , 8-22064232-0 , 8220642320 , 88982686	I	T	85071
	Models with O.E.M. Number : 15123676 , 8-22064-806-0 , 8-22064-807-0 , 8220648060 , 8220648070 , 88982682	I	T	83136
90-96	Models with O.E.M. Number : 1-51630-167-0 , 1516301670	I	T	83613
88	Models with O.E.M. Number : 1-51630-167-0 , 1516301670	I	T	83613

FVR

03-08	Models with 15000, 19000, 21000 lb Multileaf Springs & O.E.M. Number : 8-22064232-0 , 8220642320 , 88982686	I	T	85071
	Models with 19000, 21000, 23000 lb Taperleaf Springs (EXC Low Profile Veh.) & O.E.M. Number : 8-22064233-0 , 8220642330	I	T	83136
	Models with Hendrickson HAS suspension & O.E.M. Number : 8-97517-966-1 , 8975179660 , 8975179661 , 60670-005 , 60670-005L , 60670005 , 60670005L , 8-97517-966-0	O	O	83137
	Models with O.E.M. Number : 15887728 , 19152843 , 8-22064-806-0 , 8-22064-807-0 , 8220648060 , 8220648070 , 88982682	I	T	83136

NPR

03-18	Models with O.E.M. Number : 8-97253-665-0 , 8-98098-058-0 , 8-98098-058-1 , 8-98098-059-0 , 8-98098-059-1 , 8-98316-228-0 , 8-98316227-0 , 898098-0581 , 97253665 , 98098058 , 98098059 , 98316227	O	O	83159
86-18	Models with O.E.M. Number : 51630647 , 8-94454-647-1 , 8-94454-986-0 , 8-94454-987-0 , 8-97083-027-0 , 8-97083-029-0 , 8-97253-620-0 , 8-97253-620-1 , 8-98098-125-0 , 8-98232671-0 , 8-98232671-1 , 8-98381-010-0 , 8-98381-012-0 , 8982326710 , 8983810100 , 8983810120 , 9-51630-647-1 , 94454986 , 94454987 , 97083027 , 97083029 , 97253620 , 98098125 , 98232671	I	O	83515
	Models with O.E.M. Number : 8-97253-651-2 , 8-97253-664-0 , 97253651 , 97253664	O	O	83159
86-95	Models with O.E.M. Number : 51630666 , 9-51630-666-0 , 9-51630-666-2 , 9516306660 , 9516306662	O	O	85012

NPR-HD

20-23	Models with 14,000 to 15,000 lb Rear & O.E.M. Number : 8-98380-746-0 , 8983807460	O	O	83159
-------	---	-------	-------	-------	-------	---	---	-------	-------	-------	-------

APPLICATION GUIDE

Year	Fitment Notes								
		Fleetline\ Gas SLX	Classic\ Ultra\ ProGuard\ Guardian	Max Control\ LTV Severe Duty\ Load Carrier	Steering Dampers\ Steering Stabilizer\ Cab Shock	Fleetline\ Gas SLX	Classic\ Ultra\ ProGuard\ Guardian	Max Control\ LTV Severe Duty\ Load Carrier\ HiJackers	Steering Dampers\ Steering Stabilizer\ Cab Shock

ISUZU

ISUZU

NPR-HD (cont)

20-23	Models with 15,000 to 16,000 lb Rear & O.E.M. Number : 8-98380-747-0 , 8983807470	OO	83159
99-23	Models with O.E.M. Number : 51630647 , 8-94454-647-1 , 8-94454-986-0 , 8-94454-987-0 , 8-97083-027-0 , 8-97083-029-0 , 8-97253-620-0 , 8-97253-620-1 , 8-98098-125-0 , 8-98232671-0 , 8-98232671-1 , 8-98381-010-0 , 8-98381-012-0 , 8982326710 , 8983810100 , 8983810120 , 9-51630-647-1 , 94454986 , 94454987 , 97083027 , 97083029 , 97253620 , 98098125 , 98232671	I O	83515
03-19	Models with O.E.M. Number : 8-97253-665-0 , 8-98098-058-0 , 8-98098-058-1 , 8-98098-059-0 , 8-98098-059-1 , 8-98316-228-0 , 8-98316227-0 , 898098-0581 , 97253665 , 98098058 , 98098059 , 98316227	OO	83159

NQR

20-22	Models with 15,000 to 16,000 lb Rear & O.E.M. Number : 8-98380-747-0 , 8983807470	OO	83159
94-22	Models with O.E.M. Number : 51630647 , 8-94454-647-1 , 8-94454-986-0 , 8-94454-987-0 , 8-97083-027-0 , 8-97083-029-0 , 8-97253-620-0 , 8-97253-620-1 , 8-98098-125-0 , 8-98232671-0 , 8-98232671-1 , 8-98381-010-0 , 8-98381-012-0 , 8982326710 , 8983810100 , 8983810120 , 9-51630-647-1 , 94454986 , 94454987 , 97083027 , 97083029 , 97253620 , 98098125 , 98232671	I O	83515
03-19	Models with O.E.M. Number : 8-97253-665-0 , 8-98098-058-0 , 8-98098-058-1 , 8-98098-059-0 , 8-98098-059-1 , 8-98316-228-0 , 8-98316227-0 , 898098-0581 , 97253665 , 98098058 , 98098059 , 98316227	OO	83159
02	Diesel Models with O.E.M. Number : 8-97253-664-0 , 97253664	OO	83159
95-97	Diesel Models with O.E.M. Number : 8-97253-664-0 , 97253664	OO	83159

NRR

20-23	Models with 15,000 to 16,000 lb Rear & O.E.M. Number : 8-98380-747-0 , 8983807470	OO	83159
05-22	Models with O.E.M. Number : 51630647 , 8-94454-647-1 , 8-94454-986-0 , 8-94454-987-0 , 8-97083-027-0 , 8-97083-029-0 , 8-97253-620-0 , 8-97253-620-1 , 8-98098-125-0 , 8-98232671-0 , 8-98232671-1 , 8-98381-010-0 , 8-98381-012-0 , 8982326710 , 8983810100 , 8983810120 , 9-51630-647-1 , 94454986 , 94454987 , 97083027 , 97083029 , 97253620 , 98098125 , 98232671	I O	83515
05-19	Models with O.E.M. Number : 8-97253-665-0 , 8-98098-058-0 , 8-98098-058-1 , 8-98098-059-0 , 8-98098-059-1 , 8-98316-228-0 , 8-98316227-0 , 898098-0581 , 97253665 , 98098058 , 98098059 , 98316227	OO	83159
88-94	Models with O.E.M. Number : 1-51630-217-0 , 1-51630-217-1 , 1-51630-219-1 , 51630217	I O	83114
	Models with O.E.M. Number : 51630647 , 8-94454-647-1 , 8-94454-986-0 , 8-94454-987-0 , 8-97083-027-0 , 8-97083-029-0 , 8-97253-620-0 , 8-97253-620-1 , 8-98098-125-0 , 8-98232671-0 , 8-98232671-1 , 8-98381-010-0 , 8-98381-012-0 , 8982326710 , 8983810100 , 8983810120 , 9-51630-647-1 , 94454986 , 94454987 , 97083027 , 97083029 , 97253620 , 98098125 , 98232671	I O	83515

KENWORTH

KENWORTH

K270

13-23	Models with 10,000 lb to 12,000 lb Front Axle & O.E.M. Number : 1707378PAC , BFRG 072	I I	85182
	Models with Hendrickson HAS - 230 Rear Air Suspension & O.E.M. Number : 60670-005 , 60670-005L , 60670005 , 60670005L	OO	83137
13-22	Models with Hendrickson HAS - 210L or HAS - 230L Rear Air Suspension & O.E.M. Number : 60670-008 , 60670-008L , 60670008 , 60670008L	OO	83123
	Models with Reyco 102 or 79KB Suspension (Drive Axle) & O.E.M. Number : 16725-01 , 1672501 , 19495-01 , 1949501 , TK19679	OO	83126

APPLICATION GUIDE

Year	Fitment Notes								
		Fleetline/ Gas SLX	Classic/ Ultra/ ProGuard/ Guardian	Max Control/ LTV Severe Duty/ Load Carrier	Steering Dampers/ Steering Stabilizer/ Cab Shock	Fleetline/ Gas SLX	Classic/ Ultra/ ProGuard/ Guardian	Max Control/ LTV Severe Duty/ Load Carrier/ HiJackers	Steering Dampers/ Steering Stabilizer/ Cab Shock

KENWORTH K300

KENWORTH

01	All with Air Glide 200 with 46,000 lb Suspension with 8 air bags, 4 units required	I T	85902
	All with Air Glide 100 Suspension with 8 air bags & O.E.M. Number (4 units required) : K374-29 , K374-32 , K37429 , K37432	I T	85310
	Models with 12,000 lb Taper Leaf Front Springs (5/8" Top Mounting bolt) & O.E.M. Number : 665617 , B71-1000 , B711000	O O	85031
	Models with Air Glide 200 Rear Suspension & O.E.M. Number : 665903 , 665944 , 70701	I T	85900
	Models with Hendrickson Rear Air Suspension & O.E.M. Number : 47902-19, 4790219	O O	83123
	Models with Multiple Leaf Springs on Front Axle (3/4" Mounting bolts) & O.E.M. Number : B71-1003 , B711003 , K374-3 , K374-33 , K3743 , K37433	O O	83312
	Models with O.E.M. Number : 665565	O O	85007
	Models with Reyco 102 or 79KB Suspension (Drive Axle) & O.E.M. Number : 16725-01 , 1672501 , 19495-01 , 1949501 , TK19679	O O	83126
	Models with Reyco 1209 or 1212 Suspension (Steer Axle) & O.E.M. Number : 19495-01, 1949501	O O	83126
	Models with Taper Leaf Springs on Front Axle (1" Mounting bolts) & O.E.M. Number : B71-1002 , B711002 , K374-16 , K374-26 , K374-27 , K37416 , K37426 , K37427	O O	85001
Models with Woodhead Shock & O.E.M. Number : ACHB966	I T	83136	
96-97	All with Air Glide 200 with 46,000 lb Suspension with 8 air bags, 4 units required	I T	85902
	All with Air Glide 100 Suspension with 8 air bags & O.E.M. Number (4 units required) : K374-29 , K374-32 , K37429 , K37432	I T	85310
	Models with 12,000 lb Taper Leaf Front Springs (5/8" Top Mounting bolt) & O.E.M. Number : 665617 , B71-1000 , B711000	O O	85031
	Models with Air Glide 200 Rear Suspension & O.E.M. Number : 665903 , 665944 , 70701	I T	85900
	Models with Hendrickson Rear Air Suspension & O.E.M. Number : 47902-19, 4790219	O O	83123
	Models with Multiple Leaf Springs on Front Axle (3/4" Mounting bolts) & O.E.M. Number : B71-1003 , B711003 , K374-3 , K374-33 , K3743 , K37433	O O	83312
	Models with O.E.M. Number : 665565	O O	85007
	Models with Reyco 102 or 79KB Suspension (Drive Axle) & O.E.M. Number : 16725-01 , 1672501 , 19495-01 , 1949501 , TK19679	O O	83126
	Models with Reyco 1209 or 1212 Suspension (Steer Axle) & O.E.M. Number : 19495-01, 1949501	O O	83126
	Models with Taper Leaf Springs on Front Axle (1" Mounting bolts) & O.E.M. Number : B71-1002 , B711002 , K374-16 , K374-26 , K374-27 , K37416 , K37426 , K37427	O O	85001
Models with Woodhead Shock & O.E.M. Number : ACHB966	I T	83136	

T170

08-19	Models with Reyco 79KB Spring Suspension & O.E.M. Number : 16725-01 , 1672501 , 19495-01 , 1949501	O O	83126
08-13	Models with 8,000 lb Taper Leaf Front Springs & O.E.M. Number : 665617	O O	85031

T270

08-23	Models with AG210L Rear Air Suspension & O.E.M. Number : C71-1011 , C71-1017 , C711011 , C711017	I T	85069
	Models with Hendrickson HMX 400/460 Haulmax with 16.5" Saddle & O.E.M. Number : 60680-004 , 60680-004L , 60680004 , H60680004 , 60680004L , 64178-001 , 64178001	I T	83143
15-22	Models with 10,000 lb to 14,600 lb Taperleaf Springs and Set Back Front Axles & O.E.M. Number : B71-6019 , B716019	O O	85989

APPLICATION GUIDE

Year	Fitment Notes								
		Fleetline\ Gas SLX	Classic\ Ultra\ ProGuard\ Guardian	Max Control\ LTV Severe Duty\ Load Carrier	Steering Dampers\ Steering Stabilizer\ Cab Shock	Fleetline\ Gas SLX	Classic\ Ultra\ ProGuard\ Guardian	Max Control\ LTV Severe Duty\ Load Carrier\ HiJackers	Steering Dampers\ Steering Stabilizer\ Cab Shock

KENWORTH

KENWORTH

T270 (cont)

15-22	Models with 16,000 lb to 20,000 lb Taperleaf Springs and Set Back Front Axles & O.E.M. Number : B71-6020 , B716020	OO	85989
08-22	Models with Hendrickson HAS - 210L or HAS - 230L Rear Air Suspension & O.E.M. Number : 60670-008 , 60670-008L , 60670008 , 60670008L	OO	OO	83123
	Models with Hendrickson Primaax 230 or 232, Air Suspension (8-1/2" to 10" Ride Height) & O.E.M. Number : 60657-003 , 60657-003L , 60657003 , 60657003L , H60657003	OO	OO	85072
	Models with Reyco 102 or 79KB Suspension (Drive Axle) & O.E.M. Number : 16725-01 , 1672501 , 19495-01 , 1949501 , TK19679	OO	OO	83126
10-14	Models with 10,000 lb to 12,000 lb Front Axle & O.E.M. Number : B71-6005 , B716005	OO	85084
	Models with 13,200 lb to 14,600 lb Front Axle & O.E.M. Number : B71-6006 , B716006	OO	85084
	Models with 8,000 lb Front Axle & O.E.M. Number : B71-6004 , B716004	OO	85084
08-14	Models with Hendrickson HAS - 400 (Standard) Rear Air Suspension & O.E.M. Number : 60670-005 , 60670-005L , 60670005 , 60670005L	OO	OO	83137
08-10	Models with 12,000 lb Front Axle & O.E.M. Number : 665617	OO	85031

T300

99-08	Models with 12,000 lb Taper Leaf Front Springs (5/8" Top Mounting bolt) & O.E.M. Number : 665617 , B71-1000 , B711000	OO	85031
	Models with Reyco 102 or 79KB Suspension (Drive Axle) & O.E.M. Number : 16725-01 , 1672501 , 19495-01 , 1949501 , TK19679	OO	OO	83126
	Models with Reyco 1209 or 1212 Suspension (Steer Axle) & O.E.M. Number : 19495-01, 1949501	OO	OO	83126
95-08	All with Air Glide 200 with 46,000 lb Suspension with 8 air bags, 4 units required	II	II	85902
	Models with Hendrickson HAS - 210L or HAS - 230L Rear Air Suspension & O.E.M. Number : 60670-008 , 60670-008L , 60670008 , 60670008L	OO	OO	83123

T700

11	Models with 13,000 lb Front Axle & O.E.M. Number : 665858 , B71-1001 , B711001	OO	85070
----	--	----	-------	------	------	------	------	------	------

LION ELECTRIC

LION ELECTRIC

LION 6

99	Models with Hendrickson Comfort Air Suspension (21K Capacity) & O.E.M. Number : 60670018 , 60670-018 , 60670018L , 60670-018L	OO	OO	83166
----	---	----	------	------	------	------	------	----	-------

MACK

MACK

MD6

23	Models with 10,000 lb Taperleaf Springs & O.E.M. Number : 471700015341, 78530771	OO	83127
	Models with O.E.M. Number : 23145372	OO	83066
21-22	Models with 10,000 lb Taperleaf Springs & O.E.M. Number : 471700015341, 78530771	OO	83127
	Models with O.E.M. Number : 23145372	OO	83066

MITSUBISHI FUSO

MITSUBISHI FUSO

FE145

05-11	Models with O.E.M. Number :	IO	G63610
-------	-----------------------------	----	------	--------	------	------	------	------	------

FH

88-96	FH100 Suspension (All) & O.E.M. Number : MC809390	II	83103
-------	---	----	-------	------	------	------	------	------	------

APPLICATION GUIDE

Year	Fitment Notes								
		Fleetline/ Gas SLX	Classic/ Ultra/ ProGuard/ Guardian	Max Control/ LTV Severe Duty/ Load Carrier	Steering Dampers/ Steering Stabilizer/ Cab Shock	Fleetline/ Gas SLX	Classic/ Ultra/ ProGuard/ Guardian	Max Control/ LTV Severe Duty/ Load Carrier/ HiJackers	Steering Dampers/ Steering Stabilizer/ Cab Shock

MITSUBISHI FUSO FK

MITSUBISHI FUSO

91-94	FK457 Models with O.E.M. Number : MC814614	I O	85009
88-91	FK455 Models with O.E.M. Number : MC814614	I O	85009

FM330

11	Models with O.E.M. Number : MC091950	I O	83162
----	--------------------------------------	--------	-------	------	------	------	------	------	------	------	------

MONACO COACH LA PALMA

MONACO COACH

12-13	MotorHomes with Ford F53 Chassis with 16,000 lb to 22,000 lb GVW & O.E.M. Number : 1C34-18045-AA , 1C34-18045-JA , 1C3418045AA , 1C3418045JA , 9U94-18045-AA , 9U9418045AA , 9U9Z-18124-A , 9U9Z18124A , ASH-1022 , ASH-1205 , ASH-1228 , ASH-1229 , ASH-25822 , ASH-25823 , ASH-294 , ASH1022 , ASH1205 , ASH1228 , ASH1229 , ASH25822 , ASH25823 , ASH294 , AT-620 , AT-766 , AT620 , AT766	I O	83209
	MotorHomes with Ford F53 Chassis with 16,000 lb to 22,000 lb GVW & O.E.M. Number : 9U94-18080-AA , 9U9418080AA , 9U9Z-18125-A , 9U9Z18125A , ASH-1023 , ASH-1206 , ASH-1230 , ASH-137 , ASH-25824 , ASH1023 , ASH1206 , ASH1230 , ASH137 , ASH25824 , AT-621 , AT621	I O	83122
09	Models with W20 & W22 Workhorse Motorhome Chassis & O.E.M. Number : 24-153249 , 24-186629 , 24153249 , 24186629 , F4-BE5-A832-MO , F4-BE5-B492-HO , F4-BE5-F324-HO , F4BE5A832MO , F4BE5B492HO , F4BE5F324HO , W0005662 , W0006254	I O	85125
	Models with W20 & W22 Workhorse Motorhome Chassis & O.E.M. Number : 24-153256 , F4-BE5-F325-HO , W0005663	I O	85124
04-06	MotorHomes with Ford F53 Chassis with 16,000 lb to 22,000 lb GVW & O.E.M. Number : 1C34-18045-AA , 1C34-18045-JA , 1C3418045AA , 1C3418045JA , 9U94-18045-AA , 9U9418045AA , 9U9Z-18124-A , 9U9Z18124A , ASH-1022 , ASH-1205 , ASH-1228 , ASH-1229 , ASH-25822 , ASH-25823 , ASH-294 , ASH1022 , ASH1205 , ASH1228 , ASH1229 , ASH25822 , ASH25823 , ASH294 , AT-620 , AT-766 , AT620 , AT766	I O	83209
	MotorHomes with Ford F53 Chassis with 16,000 lb to 22,000 lb GVW & O.E.M. Number : 9U94-18080-AA , 9U9418080AA , 9U9Z-18125-A , 9U9Z18125A , ASH-1023 , ASH-1206 , ASH-1230 , ASH-137 , ASH-25824 , ASH1023 , ASH1206 , ASH1230 , ASH137 , ASH25824 , AT-621 , AT621	I O	83122
02-06	Models with W20 & W22 Workhorse Motorhome Chassis & O.E.M. Number : 24-153249 , 24-186629 , 24153249 , 24186629 , F4-BE5-A832-MO , F4-BE5-B492-HO , F4-BE5-F324-HO , F4BE5A832MO , F4BE5B492HO , F4BE5F324HO , W0005662 , W0006254	I O	85125
06	MotorHomes with Ford F53 Chassis with 16,000 lb to 22,000 lb GVW & O.E.M. Number : 1C34-18045-AA , 1C34-18045-JA , 1C3418045AA , 1C3418045JA , 9U94-18045-AA , 9U9418045AA , 9U9Z-18124-A , 9U9Z18124A , ASH-1022 , ASH-1205 , ASH-1228 , ASH-1229 , ASH-25822 , ASH-25823 , ASH-294 , ASH1022 , ASH1205 , ASH1228 , ASH1229 , ASH25822 , ASH25823 , ASH294 , AT-620 , AT-766 , AT620 , AT766	I O	83209
	MotorHomes with Ford F53 Chassis with 16,000 lb to 22,000 lb GVW & O.E.M. Number : 9U94-18080-AA , 9U9418080AA , 9U9Z-18125-A , 9U9Z18125A , ASH-1023 , ASH-1206 , ASH-1230 , ASH-137 , ASH-25824 , ASH1023 , ASH1206 , ASH1230 , ASH137 , ASH25824 , AT-621 , AT621	I O	83122
02-04	MotorHomes with Ford F53 Chassis with 16,000 lb to 22,000 lb GVW & O.E.M. Number : 9U94-18080-AA , 9U9418080AA , 9U9Z-18125-A , 9U9Z18125A , ASH-1023 , ASH-1206 , ASH-1230 , ASH-137 , ASH-25824 , ASH1023 , ASH1206 , ASH1230 , ASH137 , ASH25824 , AT-621 , AT621	I O	83122

APPLICATION GUIDE

Year	Fitment Notes								
		Fleetline\ Gas SLX	Classic\ Ultra\ ProGuard\ Guardian	Max Control\ LTV Severe Duty\ Load Carrier	Steering Dampers\ Steering Stabilizer\ Cab Shock	Fleetline\ Gas SLX	Classic\ Ultra\ ProGuard\ Guardian	Max Control\ LTV Severe Duty\ Load Carrier\ HiJackers	Steering Dampers\ Steering Stabilizer\ Cab Shock

MONACO COACH

MONACO COACH

LA PALMA (cont)

00	Models with W20 & W22 Workhorse Motorhome Chassis & O.E.M. Number : 24-153249 , 24-186629 , 24153249 , 24186629 , F4-BE5-A832-MO , F4-BE5-B492-HO , F4-BE5-F324-HO , F4BE5A832MO , F4BE5B492HO , F4BE5F324HO , W0005662 , W0006254	85125
	MotorHomes with Ford F53 Chassis with 16,000 lb to 22,000 lb GVW & O.E.M. Number : 1C34-18045-AA , 1C34-18045-JA , 1C3418045AA , 1C3418045JA , 9U94-18045-AA , 9U9418045AA , 9U9Z-18124-A , 9U9Z18124A , ASH-1022 , ASH-1205 , ASH-1228 , ASH-1229 , ASH-25822 , ASH-25823 , ASH-294 , ASH1022 , ASH1205 , ASH1228 , ASH1229 , ASH25822 , ASH25823 , ASH294 , AT-620 , AT-766 , AT620 , AT766	83209
	MotorHomes with Ford F53 Chassis with 16,000 lb to 22,000 lb GVW & O.E.M. Number : 9U94-18080-AA , 9U9418080AA , 9U9Z-18125-A , 9U9Z18125A , ASH-1023 , ASH-1206 , ASH-1230 , ASH-137 , ASH-25824 , ASH1023 , ASH1206 , ASH1230 , ASH137 , ASH25824 , AT-621 , AT621

MONARCH

06-14	MotorHomes with Ford F53 Chassis with 16,000 lb to 22,000 lb GVW & O.E.M. Number : 1C34-18045-AA , 1C34-18045-JA , 1C3418045AA , 1C3418045JA , 9U94-18045-AA , 9U9418045AA , 9U9Z-18124-A , 9U9Z18124A , ASH-1022 , ASH-1205 , ASH-1228 , ASH-1229 , ASH-25822 , ASH-25823 , ASH-294 , ASH1022 , ASH1205 , ASH1228 , ASH1229 , ASH25822 , ASH25823 , ASH294 , AT-620 , AT-766 , AT620 , AT766	83209
	MotorHomes with Ford F53 Chassis with 16,000 lb to 22,000 lb GVW & O.E.M. Number : 9U94-18080-AA , 9U9418080AA , 9U9Z-18125-A , 9U9Z18125A , ASH-1023 , ASH-1206 , ASH-1230 , ASH-137 , ASH-25824 , ASH1023 , ASH1206 , ASH1230 , ASH137 , ASH25824 , AT-621 , AT621
06-11	Models with W20 & W22 Workhorse Motorhome Chassis & O.E.M. Number : 24-153249 , 24-186629 , 24153249 , 24186629 , F4-BE5-A832-MO , F4-BE5-B492-HO , F4-BE5-F324-HO , F4BE5A832MO , F4BE5B492HO , F4BE5F324HO , W0005662 , W0006254	85125
	Models with W20 & W22 Workhorse Motorhome Chassis & O.E.M. Number : 24-153256 , F4-BE5-F325-HO , W0005663
01-02	Models with W20 & W22 Workhorse Motorhome Chassis & O.E.M. Number : 24-153249 , 24-186629 , 24153249 , 24186629 , F4-BE5-A832-MO , F4-BE5-B492-HO , F4-BE5-F324-HO , F4BE5A832MO , F4BE5B492HO , F4BE5F324HO , W0005662 , W0006254	85125
	MotorHomes with Ford F53 Chassis with 16,000 lb to 22,000 lb GVW & O.E.M. Number : 1C34-18045-AA , 1C34-18045-JA , 1C3418045AA , 1C3418045JA , 9U94-18045-AA , 9U9418045AA , 9U9Z-18124-A , 9U9Z18124A , ASH-1022 , ASH-1205 , ASH-1228 , ASH-1229 , ASH-25822 , ASH-25823 , ASH-294 , ASH1022 , ASH1205 , ASH1228 , ASH1229 , ASH25822 , ASH25823 , ASH294 , AT-620 , AT-766 , AT620 , AT766	83209
	MotorHomes with Ford F53 Chassis with 16,000 lb to 22,000 lb GVW & O.E.M. Number : 9U94-18080-AA , 9U9418080AA , 9U9Z-18125-A , 9U9Z18125A , ASH-1023 , ASH-1206 , ASH-1230 , ASH-137 , ASH-25824 , ASH1023 , ASH1206 , ASH1230 , ASH137 , ASH25824 , AT-621 , AT621

PETERBILT

PETERBILT

210

08-15	Models with Reyco 102 or 79KB Suspension (Drive Axle) & O.E.M. Number : 16725-01 , 1672501 , 19495-01 , 1949501 , TK19679
-------	---	-----	-----	-----	-----	-----	-----	-----	-----

220

13-22	Models with 12,000 lb Front Axle & O.E.M. Number : 1707378PAC , BFRG 072	85182
	Models with Hendrickson HAS - 210L or HAS - 230L Rear Air Suspension & O.E.M. Number : 60670-008 , 60670-008L , 60670008 , 60670008L

APPLICATION GUIDE

Year	Fitment Notes								
		Fleetline/ Gas SLX	Classic/ Ultra/ ProGuard/ Guardian	Max Control/ LTV Severe Duty/ Load Carrier	Steering Dampers/ Steering Stabilizer/ Cab Shock	Fleetline/ Gas SLX	Classic/ Ultra/ ProGuard/ Guardian	Max Control/ LTV Severe Duty/ Load Carrier/ HiJackers	Steering Dampers/ Steering Stabilizer/ Cab Shock

PETERBILT

PETERBILT

220 (cont)

13-22	Models with Reyco 102 or 79KB Suspension (Drive Axle) & O.E.M. Number : 16725-01 , 1672501 , 19495-01 , 1949501 , TK19679	O	85012				O	83126			
	Models with Reyco 102AR Rear Air Suspension & O.E.M. Number : 12887-01 , 12887-02 , 1288701 , 1288702	O	85013				O	85013			
13	Models with 12,000 lb Front Axle & O.E.M. Number : 02-02738 , 0202738 , B71-6016 , B71-6016A , B716016 , B716016A	O	85012				O	85012			
07	Models with 12,000 lb Front Axle & O.E.M. Number : 02-02738 , 0202738 , B71-6016 , B71-6016A , B716016 , B716016A	O	85012				O	85012			
	Models with Hendrickson HAS - 210L or HAS - 230L Rear Air Suspension & O.E.M. Number : 60670-008 , 60670-008L , 60670008 , 60670008L	O	83123				O	83123			
	Models with Reyco 102 or 79KB Suspension (Drive Axle) & O.E.M. Number : 16725-01 , 1672501 , 19495-01 , 1949501 , TK19679	O	83126				O	83126			
	Models with Reyco 102AR Rear Air Suspension & O.E.M. Number : 12887-01 , 12887-02 , 1288701 , 1288702	O	85013				O	85013			

325

08-19	Models with 12000 lb Set Back Front Axle & O.E.M. Number : 02-02738 , 0202738 , B71-6016 , B71-6016A , B716016 , B716016A	O	85012				O				
	Models with Reyco 102 or 79KB Suspension (Drive Axle) & O.E.M. Number : 16725-01 , 1672501 , 19495-01 , 1949501 , TK19679	O	83126				O	83126			
08-15	Models with 8,000 lb Front Axle & O.E.M. Number : B71-6004 , B716004	O	85084				O	85084			

330

07-22	Models with Peterbilt Low Air Leaf Suspension & O.E.M. Number : 03-08781 , 0308781 , C71-1011 , C71-1017 , C711011 , C711017	I					I	85069			
03-05	Models with Peterbilt Low Air Leaf Suspension & O.E.M. Number : 03-08781 , 0308781 , C71-1011 , C71-1017 , C711011 , C711017	I					I	85069			

536

22-23	Models with 10,000 lb to 14,600 lb Taperleaf Springs and Set Back Front Axles & O.E.M. Number : B71-6019 , B716019	O	85989				O			
	Models with Peterbilt Low Air Leaf Suspension & O.E.M. Number : C71-1017 , C711017	I	85069				I	85069		

RAM

RAM

4500

12-18	Models with O.E.M. Number : 05168284AC , 05168295AB , 6811 1104AB , 6811 1104AB-001 , 6811 1104AB001 , 6811 1105AC , 6811 1105AC-001 , 6811 1105AC001	I	85649				I			
	Models with O.E.M. Number : 05168296AA , 6811 1107AA , 6811 1107AA-001 , 6811 1107AA001	O	85650				O	85650		

5500

12-18	Models with O.E.M. Number : 05168284AC , 05168295AB , 6811 1104AB , 6811 1104AB-001 , 6811 1104AB001 , 6811 1105AC , 6811 1105AC-001 , 6811 1105AC001	I	85649				I			
	Models with O.E.M. Number : 05168296AA , 6811 1107AA , 6811 1107AA-001 , 6811 1107AA001	O	85650				O	85650		

SPARTAN MOTORS

SPARTAN MOTORS

ALPINE

97-00	MotorHome Chassis with O.E.M. Number : 0377-SS5 , 0377SS5 , 1300B46 , B46-1725 , B461725	O					O	85029			
-------	--	---	--	--	--	--	---	-------	--	--	--

HIGHLANDER

00	Models with I Beam Front Suspension & O.E.M. Number : B461732 , B462151	O					O	85030			
----	---	---	--	--	--	--	---	-------	--	--	--

APPLICATION GUIDE

Year	Fitment Notes								
		Fleetline\ Gas SLX	Classic\ Ultra\ ProGuard\ Guardian	Max Control\ LTV Severe Duty\ Load Carrier	Steering Dampers\ Steering Stabilizer\ Cab Shock	Fleetline\ Gas SLX	Classic\ Ultra\ ProGuard\ Guardian	Max Control\ LTV Severe Duty\ Load Carrier\ HiJackers	Steering Dampers\ Steering Stabilizer\ Cab Shock

SPARTAN MOTORS

SPARTAN MOTORS

HIGHLANDER (cont)

00	Models with I Beam Front Suspension & O.E.M. Number : B461731 , B462150	OO	85909	
97-98	Models with I Beam Front Suspension & O.E.M. Number : B461732 , B462151		OO	85030
	Models with I Beam Front Suspension & O.E.M. Number : B461731 , B462150	OO	85909

MOUNTAIN MASTER

98	Models with I Beam Front Suspension & O.E.M. Number : B461732 , B462151		OO	85030
	Models with I Beam Front Suspension & O.E.M. Number : B461731 , B462150	OO	85909
	Models with Independent Front Granning Suspension & O.E.M. Number : B461732 , B462151		OO	85030
	Models with O.E.M. Number : 2200201 , B46-2151 , B462151		OO	85007

STARCRAFT BUS CO.

STARCRAFT BUS CO.

ALLSTAR XL & XLT - SERIES

00-15	Models with 10,000 lb Front Suspension & O.E.M. Number : 2C44-18045-BA , 2C4418045BA , 3584116C1 , 3584116C2 , 4C4Z-18124-QA , 4C4Z18124QA , AA-616 , AA616 , ASH-24492 , ASH24492	OO	83175
-------	--	----	-------	------	------	------	------	------	------	------

STERLING TRUCK

STERLING TRUCK

ACTERRA

03-10	Models with 15,000 lb Rear Suspension & O.E.M. Number : 6803260000 , GBL654725			83120
	Models with Airliner 18,000 lb Rear Air Suspension & O.E.M. Number : 16-13957-000 , 16-15817-000 , 1613957000 , 1615817000 , 680339 , 680611 , XC45-18080-BA , XC4518080BA		OO	85724
	Models with Freightliner TuffTrac Rear Air Suspension & O.E.M. Number : 16-15770-000 , 1615770000 , 481700125969		OO	85956
	Models with Hendrickson Front Airtek & O.E.M. Number : 471700131331 , 58913-003 , 58913-003L , 58913003 , 58913003L	OO	85932

ACTERRA 5500

01-07	Models with 15,000 lb Rear Suspension & O.E.M. Number : 6803260000 , GBL654725			83120
	Models with Airliner 18,000 lb Rear Air Suspension & O.E.M. Number : 16-13957-000 , 16-15817-000 , 1613957000 , 1615817000 , 680339 , 680611 , XC45-18080-BA , XC4518080BA		OO	85724
	Models with Hendrickson Front Airtek & O.E.M. Number : 471700131331 , 58913-003 , 58913-003L , 58913003 , 58913003L	OO	85932

ACTERRA 6500

01-07	Models with Airliner 18,000 lb Rear Air Suspension & O.E.M. Number : 16-13957-000 , 16-15817-000 , 1613957000 , 1615817000 , 680339 , 680611 , XC45-18080-BA , XC4518080BA			85724
	Models with Hendrickson Front Airtek & O.E.M. Number : 471700131331 , 58913-003 , 58913-003L , 58913003 , 58913003L	OO	85932

BULLET 45

08-10	Models with O.E.M. Number : 05168284AC , 05168295AB , 6811 1104AB , 6811 1104AB-001 , 6811 1104AB001 , 6811 1105AC , 6811 1105AC-001 , 6811 1105AC001	OI	85649	
	Models with O.E.M. Number : 05168296AA , 6811 1107AA , 6811 1107AA-001 , 6811 1107AA001	OO		85650

BULLET 55

08-10	Models with O.E.M. Number : 05168284AC , 05168295AB , 6811 1104AB , 6811 1104AB-001 , 6811 1104AB001 , 6811 1105AC , 6811 1105AC-001 , 6811 1105AC001	OI	85649
-------	---	----	-------	------	------	------	------	------	------	------

APPLICATION GUIDE

Year	Fitment Notes								
			Fleetline/ Gas SLX	Classic/ Ultra/ ProGuard/ Guardian	Max Control/ LTV/ Severe Duty/ Load Carrier	Steering Dampers/ Steering Stabilizer/ Cab Shock		Fleetline/ Gas SLX	Classic/ Ultra/ ProGuard/ Guardian

STERLING TRUCK

BULLET 55 (cont)

08-10	Models with O.E.M. Number : 05168296AA , 6811 1107AA , 6811 1107AA-001 , 6811 1107AA001					85650			
-------	---	-------	--	--	--	--	-------	--	--	--

UD

1200

99-04	Models with O.E.M. Number : 561000T825 , E61000T825		83515							
-------	---	--	-------	--	--	--	--	--	--	--

1300

05-07	Models with O.E.M. Number : 561000T825 , E61000T825		83515							
-------	---	--	-------	--	--	--	--	--	--	--

1400

94-10	Models with O.E.M. Number : 561000T825 , E61000T825		83515							
-------	---	--	-------	--	--	--	--	--	--	--

1800

89-94	Models with O.E.M. Number : 56101-Z5008 , 56101Z5008 , 56110-Z5008 , 56110Z5008		83114							
-------	---	--	-------	--	--	--	--	--	--	--

1800CS

99-04	Models with O.E.M. Number : 56101-Z5008 , 56101Z5008 , 56110-Z5008 , 56110Z5008		83114							
-------	---	--	-------	--	--	--	--	--	--	--

2000

89-94	Models with O.E.M. Number : 56101-Z5008 , 56101Z5008 , 56110-Z5008 , 56110Z5008		83114							
-------	---	--	-------	--	--	--	--	--	--	--

2600

89-13	Models with O.E.M. Number : 56101-Z5014 , 56101-Z5017 , 56101Z5014 , 56101Z5017 , 56110-Z5014 , 56110-Z5017 , 56110Z5014 , 56110Z5017		83162							
-------	---	--	-------	--	--	--	--	--	--	--

WINNEBAGO

ACCESS

07-13	MotorHomes with Ford E350 or E450 Chassis			61591 G63622	34076 ⁸ 77614			61646 G63623	49178 ⁷ 77623	
-------	---	--	--	-----------------	-----------------------------	--	--	-----------------	-----------------------------	--

ACCESS PREMIER

14	MotorHomes with Ford E350 or E450 Chassis			61591 G63622	34076 ⁸ 77614			61646 G63623	49178 ⁷ 77623	
----	---	--	--	-----------------	-----------------------------	--	--	-----------------	-----------------------------	--

ADVENTURER

19-22	MotorHomes with Ford F53 Chassis with 16,000 lb to 22,000 lb GVW & O.E.M. Number : 1C34-18045-AA , 1C34-18045-JA , 1C3418045AA , 1C3418045JA , 9U94-18045-AA , 9U9418045AA , 9U9Z-18124-A , 9U9Z18124A , ASH-1022 , ASH-1205 , ASH-1228 , ASH-1229 , ASH-25822 , ASH-25823 , ASH-294 , ASH1022 , ASH1205 , ASH1228 , ASH1229 , ASH25822 , ASH25823 , ASH294 , AT-620 , AT-766 , AT620 , AT766		83209							
19-21	Motorhome Chassis with 16,000 lb to 18,000 lb GVW & O.E.M. Number : 9U9Z-18125-B , 9U9Z18125B , ASH-25825 , ASH25825						83122			
	Motorhome Chassis with 20,500 lb to 22,000 lb GVW & O.E.M. Number : 9U94-18080-AA , 9U9418080AA , 9U9Z-18125-A , 9U9Z18125A , ASH-1023 , ASH-1206 , ASH-1230 , ASH-137 , ASH-25824 , ASH1023 , ASH1206 , ASH1230 , ASH137 , ASH25824 , AT-621 , AT621 , HU9Z-18125-B , HU9Z18125B						83122			
11-17	Motorhome Chassis with 16,000 lb to 18,000 lb GVW & O.E.M. Number : 9U9Z-18125-B , 9U9Z18125B , ASH-25825 , ASH25825						83122			
	Motorhome Chassis with 20,500 lb to 22,000 lb GVW & O.E.M. Number : 9U94-18080-AA , 9U9418080AA , 9U9Z-18125-A , 9U9Z18125A , ASH-1023 , ASH-1206 , ASH-1230 , ASH-137 , ASH-25824 , ASH1023 , ASH1206 , ASH1230 , ASH137 , ASH25824 , AT-621 , AT621 , HU9Z-18125-B , HU9Z18125B						83122			

WINNEBAGO

APPLICATION GUIDE

Year	Fitment Notes								
		Fleetline\ Gas SLX	Classic\ Ultra\ ProGuard\ Guardian	Max Control\ LTV Severe Duty\ Load Carrier	Steering Dampers\ Steering Stabilizer\ Cab Shock	Fleetline\ Gas SLX	Classic\ Ultra\ ProGuard\ Guardian	Max Control\ LTV Severe Duty\ Load Carrier\ HiJackers	Steering Dampers\ Steering Stabilizer\ Cab Shock

WINNEBAGO

WINNEBAGO

ADVENTURER (cont)

92-17	MotorHomes with Ford F53 Chassis with 16,000 lb to 22,000 lb GVW & O.E.M. Number : 1C34-18045-AA , 1C34-18045-JA , 1C3418045AA , 1C3418045JA , 9U94-18045-AA , 9U9418045AA , 9U9Z-18124-A , 9U9Z18124A , ASH-1022 , ASH-1205 , ASH-1228 , ASH-1229 , ASH-25822 , ASH-25823 , ASH-294 , ASH1022 , ASH1205 , ASH1228 , ASH1229 , ASH25822 , ASH25823 , ASH294 , AT-620 , AT-766 , AT620 , AT766	83209
98-11	Models with W20 & W22 Workhorse Motorhome Chassis & O.E.M. Number : 24-153249 , 24-186629 , 24153249 , 24186629 , F4-BE5-A832-MO , F4-BE5-B492-HO , F4-BE5-F324-HO , F4BE5A832MO , F4BE5B492HO , F4BE5F324HO , W0005662 , W0006254	85125
08-09	Motorhome Chassis with 16,000 lb to 18,000 lb GVW & O.E.M. Number : 9U9Z-18125-B , 9U9Z18125B , ASH-25825 , ASH25825	83122
06-09	Motorhome Chassis with 20,500 lb to 22,000 lb GVW & O.E.M. Number : 9U94-18080-AA , 9U9418080AA , 9U9Z-18125-A , 9U9Z18125A , ASH-1023 , ASH-1206 , ASH-1230 , ASH-137 , ASH-25824 , ASH1023 , ASH1206 , ASH1230 , ASH137 , ASH25824 , AT-621 , AT621 , HU9Z-18125-B , HU9Z18125B	83122
04-09	Models with W20 & W22 Workhorse Motorhome Chassis & O.E.M. Number : 24-153256 , F4-BE5-F325-HO , W0005663	85124
99-04	Motorhome Chassis with 20,500 lb to 22,000 lb GVW & O.E.M. Number : 9U94-18080-AA , 9U9418080AA , 9U9Z-18125-A , 9U9Z18125A , ASH-1023 , ASH-1206 , ASH-1230 , ASH-137 , ASH-25824 , ASH1023 , ASH1206 , ASH1230 , ASH137 , ASH25824 , AT-621 , AT621 , HU9Z-18125-B , HU9Z18125B	83122

ASPECT

05-17	MotorHomes with Ford E350 or E450 Chassis	I O	61591 G63622	34076 ⁸ 77614	I O	61646 G63623	49178 ⁷ 77623
-------	---	--------	------	-----------------	-----------------------------	------	--------	------	-----------------	-----------------------------	------

CAMBRIA

16-17	MotorHomes with Ford E350 or E450 Chassis	I O	61591 G63622	34076 ⁸ 77614	I O	61646 G63623	49178 ⁷ 77623
05-08	MotorHomes with Ford E350 or E450 Chassis	I O	61591 G63622	34076 ⁸ 77614	I O	61646 G63623	49178 ⁷ 77623

INTENET

18-20	Motorhome Chassis with 16,000 lb to 18,000 lb GVW & O.E.M. Number : 9U9Z-18125-B , 9U9Z18125B , ASH-25825 , ASH25825	83122
	Motorhome Chassis with 20,500 lb to 22,000 lb GVW & O.E.M. Number : 9U94-18080-AA , 9U9418080AA , 9U9Z-18125-A , 9U9Z18125A , ASH-1023 , ASH-1206 , ASH-1230 , ASH-137 , ASH-25824 , ASH1023 , ASH1206 , ASH1230 , ASH137 , ASH25824 , AT-621 , AT621 , HU9Z-18125-B , HU9Z18125B	83122
	MotorHomes with Ford F53 Chassis with 16,000 lb to 22,000 lb GVW & O.E.M. Number : 1C34-18045-AA , 1C34-18045-JA , 1C3418045AA , 1C3418045JA , 9U94-18045-AA , 9U9418045AA , 9U9Z-18124-A , 9U9Z18124A , ASH-1022 , ASH-1205 , ASH-1228 , ASH-1229 , ASH-25822 , ASH-25823 , ASH-294 , ASH1022 , ASH1205 , ASH1228 , ASH1229 , ASH25822 , ASH25823 , ASH294 , AT-620 , AT-766 , AT620 , AT766	83209

JOURNEY

02	MotorHomes with Freightliner XC Chassis and ADL200 Suspension w/ 20K Rear & O.E.M. Number : 141700131809 , 16-16736-000 , 16-16873-000 , 1616736000 , 1616873000	85029
	MotorHomes with Freightliner XC Chassis and AS120 Front Suspension & O.E.M. Number : 141700131810 , 16-16737-000 , 16-16874-000 , 1616737000 , 1616874000	83160

MINNIE

00-05	MotorHomes with Ford E350 or E450 Chassis	I O	61591 G63622	34076 ⁸ 77614	I O	61646 G63623	49178 ⁷ 77623
-------	---	--------	------	-----------------	-----------------------------	------	--------	------	-----------------	-----------------------------	------

APPLICATION GUIDE

Year	Fitment Notes								
		Fleetline/ Gas SLX	Classic/ Ultra/ ProGuard/ Guardian	Max Control/ LTV Severe Duty/ Load Carrier	Steering Dampers/ Steering Stabilizer/ Cab Shock	Fleetline/ Gas SLX	Classic/ Ultra/ ProGuard/ Guardian	Max Control/ LTV Severe Duty/ Load Carrier/ HiJackers	Steering Dampers/ Steering Stabilizer/ Cab Shock

WINNEBAGO

WINNEBAGO

OUTLOOK

19-21	MotorHomes with Ford E350 or E450 Chassis	I O	61591 G63622	34076 ⁸ 77614	I O	61646 G63623	49178 ⁷ 77623
06-10	MotorHomes with Ford E350 or E450 Chassis	I O	61591 G63622	34076 ⁸ 77614	I O	61646 G63623	49178 ⁷ 77623

SIGHTSEER

11-17	Motorhome Chassis with 16,000 lb to 18,000 lb GVW & O.E.M. Number : 9U9Z-18125-B , 9U9Z18125B , ASH-25825 , ASH25825	O O	83122
	Motorhome Chassis with 20,500 lb to 22,000 lb GVW & O.E.M. Number : 9U94-18080-AA , 9U9418080AA , 9U9Z-18125-A , 9U9Z18125A , ASH-1023 , ASH-1206 , ASH-1230 , ASH-137 , ASH-25824 , ASH1023 , ASH1206 , ASH1230 , ASH137 , ASH25824 , AT-621 , AT621 , HU9Z-18125-B , HU9Z18125B	O O	83122
02-17	MotorHomes with Ford F53 Chassis with 16,000 lb to 22,000 lb GVW & O.E.M. Number : 1C34-18045-AA , 1C34-18045-JA , 1C3418045AA , 1C3418045JA , 9U94-18045-AA , 9U9418045AA , 9U9Z-18124-A , 9U9Z18124A , ASH-1022 , ASH-1205 , ASH-1228 , ASH-1229 , ASH-25822 , ASH-25823 , ASH-294 , ASH1022 , ASH1205 , ASH1228 , ASH1229 , ASH25822 , ASH25823 , ASH294 , AT-620 , AT-766 , AT620 , AT766	83209	O O
08-09	Motorhome Chassis with 16,000 lb to 18,000 lb GVW & O.E.M. Number : 9U9Z-18125-B , 9U9Z18125B , ASH-25825 , ASH25825	O O	83122
06-09	Motorhome Chassis with 20,500 lb to 22,000 lb GVW & O.E.M. Number : 9U94-18080-AA , 9U9418080AA , 9U9Z-18125-A , 9U9Z18125A , ASH-1023 , ASH-1206 , ASH-1230 , ASH-137 , ASH-25824 , ASH1023 , ASH1206 , ASH1230 , ASH137 , ASH25824 , AT-621 , AT621 , HU9Z-18125-B , HU9Z18125B	O O	83122
02-04	Motorhome Chassis with 20,500 lb to 22,000 lb GVW & O.E.M. Number : 9U94-18080-AA , 9U9418080AA , 9U9Z-18125-A , 9U9Z18125A , ASH-1023 , ASH-1206 , ASH-1230 , ASH-137 , ASH-25824 , ASH1023 , ASH1206 , ASH1230 , ASH137 , ASH25824 , AT-621 , AT621 , HU9Z-18125-B , HU9Z18125B	O O	83122

SPIRIT

16-22	MotorHomes with Ford E350 or E450 Chassis	I O	61591 G63622	34076 ⁸ 77614	I O	61646 G63623	49178 ⁷ 77623
00-07	MotorHomes with Ford E350 or E450 Chassis	I O	61591 G63622	34076 ⁸ 77614	I O	61646 G63623	49178 ⁷ 77623

SUNOVA

16-17	Motorhome Chassis with 16,000 lb to 18,000 lb GVW & O.E.M. Number : 9U9Z-18125-B , 9U9Z18125B , ASH-25825 , ASH25825	O O	83122	
	Motorhome Chassis with 20,500 lb to 22,000 lb GVW & O.E.M. Number : 9U94-18080-AA , 9U9418080AA , 9U9Z-18125-A , 9U9Z18125A , ASH-1023 , ASH-1206 , ASH-1230 , ASH-137 , ASH-25824 , ASH1023 , ASH1206 , ASH1230 , ASH137 , ASH25824 , AT-621 , AT621 , HU9Z-18125-B , HU9Z18125B	O O	83122
	MotorHomes with Ford F53 Chassis with 16,000 lb to 22,000 lb GVW & O.E.M. Number : 1C34-18045-AA , 1C34-18045-JA , 1C3418045AA , 1C3418045JA , 9U94-18045-AA , 9U9418045AA , 9U9Z-18124-A , 9U9Z18124A , ASH-1022 , ASH-1205 , ASH-1228 , ASH-1229 , ASH-25822 , ASH-25823 , ASH-294 , ASH1022 , ASH1205 , ASH1228 , ASH1229 , ASH25822 , ASH25823 , ASH294 , AT-620 , AT-766 , AT620 , AT766	83209	O O
06-07	Motorhome Chassis with 20,500 lb to 22,000 lb GVW & O.E.M. Number : 9U94-18080-AA , 9U9418080AA , 9U9Z-18125-A , 9U9Z18125A , ASH-1023 , ASH-1206 , ASH-1230 , ASH-137 , ASH-25824 , ASH1023 , ASH1206 , ASH1230 , ASH137 , ASH25824 , AT-621 , AT621 , HU9Z-18125-B , HU9Z18125B	O O	83122	
02-07	MotorHomes with Ford F53 Chassis with 16,000 lb to 22,000 lb GVW & O.E.M. Number : 1C34-18045-AA , 1C34-18045-JA , 1C3418045AA , 1C3418045JA , 9U94-18045-AA , 9U9418045AA , 9U9Z-18124-A , 9U9Z18124A , ASH-1022 , ASH-1205 , ASH-1228 , ASH-1229 , ASH-25822 , ASH-25823 , ASH-294 , ASH1022 , ASH1205 , ASH1228 , ASH1229 , ASH25822 , ASH25823 , ASH294 , AT-620 , AT-766 , AT620 , AT766	83209	O O	

APPLICATION GUIDE

Year	Fitment Notes								
		Fleetline\ Gas SLX	Classic\ Ultra\ ProGuard\ Guardian	Max Control\ LTV Severe Duty\ Load Carrier	Steering Dampers\ Steering Stabilizer\ Cab Shock	Fleetline\ Gas SLX	Classic\ Ultra\ ProGuard\ Guardian	Max Control\ LTV Severe Duty\ Load Carrier\ HiJackers	Steering Dampers\ Steering Stabilizer\ Cab Shock

WINNEBAGO

WINNEBAGO

SUNOVA (cont)

02-04	Motorhome Chassis with 20,500 lb to 22,000 lb GVW & O.E.M. Number : 9U94-18080-AA , 9U9418080AA , 9U9Z-18125-A , 9U9Z18125A , ASH-1023 , ASH-1206 , ASH-1230 , ASH-137 , ASH-25824 , ASH1023 , ASH1206 , ASH1230 , ASH137 , ASH25824 , AT-621 , AT621 , HU9Z-18125-B , HU9Z18125B	83122
-------	---	------	------	------	------	-------	------	------	------

SUNSTAR

16-22	MotorHomes with Ford F53 Chassis with 16,000 lb to 22,000 lb GVW & O.E.M. Number : 1C34-18045-AA , 1C34-18045-JA , 1C3418045AA , 1C3418045JA , 9U94-18045-AA , 9U9418045AA , 9U9Z-18124-A , 9U9Z18124A , ASH-1022 , ASH-1205 , ASH-1228 , ASH-1229 , ASH-25822 , ASH-25823 , ASH-294 , ASH1022 , ASH1205 , ASH1228 , ASH1229 , ASH25822 , ASH25823 , ASH294 , AT-620 , AT-766 , AT620 , AT766	83209
16-21	Motorhome Chassis with 16,000 lb to 18,000 lb GVW & O.E.M. Number : 9U9Z-18125-B , 9U9Z18125B , ASH-25825 , ASH25825	83122
	Motorhome Chassis with 20,500 lb to 22,000 lb GVW & O.E.M. Number : 9U94-18080-AA , 9U9418080AA , 9U9Z-18125-A , 9U9Z18125A , ASH-1023 , ASH-1206 , ASH-1230 , ASH-137 , ASH-25824 , ASH1023 , ASH1206 , ASH1230 , ASH137 , ASH25824 , AT-621 , AT621 , HU9Z-18125-B , HU9Z18125B	83122
02-04	Motorhome Chassis with 20,500 lb to 22,000 lb GVW & O.E.M. Number : 9U94-18080-AA , 9U9418080AA , 9U9Z-18125-A , 9U9Z18125A , ASH-1023 , ASH-1206 , ASH-1230 , ASH-137 , ASH-25824 , ASH1023 , ASH1206 , ASH1230 , ASH137 , ASH25824 , AT-621 , AT621 , HU9Z-18125-B , HU9Z18125B	83122
	MotorHomes with Ford F53 Chassis with 16,000 lb to 22,000 lb GVW & O.E.M. Number : 1C34-18045-AA , 1C34-18045-JA , 1C3418045AA , 1C3418045JA , 9U94-18045-AA , 9U9418045AA , 9U9Z-18124-A , 9U9Z18124A , ASH-1022 , ASH-1205 , ASH-1228 , ASH-1229 , ASH-25822 , ASH-25823 , ASH-294 , ASH1022 , ASH1205 , ASH1228 , ASH1229 , ASH25822 , ASH25823 , ASH294 , AT-620 , AT-766 , AT620 , AT766	83209



SUNSTAR LX

16-18	Motorhome Chassis with 16,000 lb to 18,000 lb GVW & O.E.M. Number : 9U9Z-18125-B , 9U9Z18125B , ASH-25825 , ASH25825	83122
	Motorhome Chassis with 20,500 lb to 22,000 lb GVW & O.E.M. Number : 9U94-18080-AA , 9U9418080AA , 9U9Z-18125-A , 9U9Z18125A , ASH-1023 , ASH-1206 , ASH-1230 , ASH-137 , ASH-25824 , ASH1023 , ASH1206 , ASH1230 , ASH137 , ASH25824 , AT-621 , AT621 , HU9Z-18125-B , HU9Z18125B	83122
	MotorHomes with Ford F53 Chassis with 16,000 lb to 22,000 lb GVW & O.E.M. Number : 1C34-18045-AA , 1C34-18045-JA , 1C3418045AA , 1C3418045JA , 9U94-18045-AA , 9U9418045AA , 9U9Z-18124-A , 9U9Z18124A , ASH-1022 , ASH-1205 , ASH-1228 , ASH-1229 , ASH-25822 , ASH-25823 , ASH-294 , ASH1022 , ASH1205 , ASH1228 , ASH1229 , ASH25822 , ASH25823 , ASH294 , AT-620 , AT-766 , AT620 , AT766	83209

VISTA

07-22	MotorHomes with Ford F53 Chassis with 16,000 lb to 22,000 lb GVW & O.E.M. Number : 1C34-18045-AA , 1C34-18045-JA , 1C3418045AA , 1C3418045JA , 9U94-18045-AA , 9U9418045AA , 9U9Z-18124-A , 9U9Z18124A , ASH-1022 , ASH-1205 , ASH-1228 , ASH-1229 , ASH-25822 , ASH-25823 , ASH-294 , ASH1022 , ASH1205 , ASH1228 , ASH1229 , ASH25822 , ASH25823 , ASH294 , AT-620 , AT-766 , AT620 , AT766	83209
11-21	Motorhome Chassis with 16,000 lb to 18,000 lb GVW & O.E.M. Number : 9U9Z-18125-B , 9U9Z18125B , ASH-25825 , ASH25825	83122
	Motorhome Chassis with 20,500 lb to 22,000 lb GVW & O.E.M. Number : 9U94-18080-AA , 9U9418080AA , 9U9Z-18125-A , 9U9Z18125A , ASH-1023 , ASH-1206 , ASH-1230 , ASH-137 , ASH-25824 , ASH1023 , ASH1206 , ASH1230 , ASH137 , ASH25824 , AT-621 , AT621 , HU9Z-18125-B , HU9Z18125B	83122
08-09	Motorhome Chassis with 16,000 lb to 18,000 lb GVW & O.E.M. Number : 9U9Z-18125-B , 9U9Z18125B , ASH-25825 , ASH25825	83122

APPLICATION GUIDE

Year	Fitment Notes								
		Fleetline/ Gas SLX	Classic/ Ultra/ ProGuard/ Guardian	Max Control/ LTV Severe Duty/ Load Carrier	Steering Dampers/ Steering Stabilizer/ Cab Shock	Fleetline/ Gas SLX	Classic/ Ultra/ ProGuard/ Guardian	Max Control/ LTV Severe Duty/ Load Carrier/ HiJackers	Steering Dampers/ Steering Stabilizer/ Cab Shock

WINNEBAGO

WINNEBAGO

VISTA (cont)

07-09	Motorhome Chassis with 20,500 lb to 22,000 lb GVW & O.E.M. Number : 9U94-18080-AA , 9U9418080AA , 9U9Z-18125-A , 9U9Z18125A , ASH-1023 , ASH-1206 , ASH-1230 , ASH-137 , ASH-25824 , ASH1023 , ASH1206 , ASH1230 , ASH137 , ASH25824 , AT-621 , AT621 , HU9Z-18125-B , HU9Z18125B	O O	83122
02-04	Motorhome Chassis with 20,500 lb to 22,000 lb GVW & O.E.M. Number : 9U94-18080-AA , 9U9418080AA , 9U9Z-18125-A , 9U9Z18125A , ASH-1023 , ASH-1206 , ASH-1230 , ASH-137 , ASH-25824 , ASH1023 , ASH1206 , ASH1230 , ASH137 , ASH25824 , AT-621 , AT621 , HU9Z-18125-B , HU9Z18125B	O O	83122
	MotorHomes with Ford F53 Chassis with 16,000 lb to 22,000 lb GVW & O.E.M. Number : 1C34-18045-AA , 1C34-18045-JA , 1C3418045AA , 1C3418045JA , 9U94-18045-AA , 9U9418045AA , 9U9Z-18124-A , 9U9Z18124A , ASH-1022 , ASH-1205 , ASH-1228 , ASH-1229 , ASH-25822 , ASH-25823 , ASH-294 , ASH1022 , ASH1205 , ASH1228 , ASH1229 , ASH25822 , ASH25823 , ASH294 , AT-620 , AT-766 , AT620 , AT766	O O	83209

VISTA LX

16-18	Motorhome Chassis with 16,000 lb to 18,000 lb GVW & O.E.M. Number : 9U9Z-18125-B , 9U9Z18125B , ASH-25825 , ASH25825	O O	83122
	Motorhome Chassis with 20,500 lb to 22,000 lb GVW & O.E.M. Number : 9U94-18080-AA , 9U9418080AA , 9U9Z-18125-A , 9U9Z18125A , ASH-1023 , ASH-1206 , ASH-1230 , ASH-137 , ASH-25824 , ASH1023 , ASH1206 , ASH1230 , ASH137 , ASH25824 , AT-621 , AT621 , HU9Z-18125-B , HU9Z18125B	O O	83122
	MotorHomes with Ford F53 Chassis with 16,000 lb to 22,000 lb GVW & O.E.M. Number : ASH-1022 , ASH-1205 , ASH-1228 , ASH-1229 , ASH-25822 , ASH-25823 , ASH1022 , ASH1205 , ASH1228 , ASH1229 , ASH25822 , ASH25823	O O	83209

WORKHORSE

WORKHORSE

W20

04-09	Models with O.E.M. Number : 24-153256 , F4-BE5-F325-HO , W0005663	I T	85124
01-09	Models with O.E.M. Number : 24-153249 , 24-186629 , F4-BE5-A832-MO , F4-BE5-B492-HO , F4-BE5-F324-HO , W0005662 , W0006254	O O	85125

W22

04-09	Models with O.E.M. Number : 24-153256 , F4-BE5-F325-HO , W0005663	I T	85124
01-09	Models with O.E.M. Number : 24-153249 , 24-186629 , F4-BE5-A832-MO , F4-BE5-B492-HO , F4-BE5-F324-HO , W0005662 , W0006254	O O	85125

W24

04-09	Models with O.E.M. Number : 24-153249 , 24-186629 , F4-BE5-A832-MO , F4-BE5-B492-HO , F4-BE5-F324-HO , W0005662 , W0006254	O O	85125
	Models with O.E.M. Number : 24-153256 , F4-BE5-F325-HO , W0005663	I T	85124

Numerical listing

Shock	POP	Alternative No.	MTG Acc. Supplied
Pos.	Year	Application	

Steering Dampers

14072	D		
F	08-22	FORD PICKUP, F-450 SUPERDUTY 4 X 4	
F	08-22	PICKUP, F-550 SUPERDUTY 4 X 4	

Front Load Carrier

34076	B	140780	
F	21-22	COACH HOUSE PLATINUM All MotorHomes with Ford E450 Chassis	
F	07-19	COACHMEN CONCORD All MotorHomes with Ford E350 or E450 Chassis	
F	09	FREEDOM EXPRESS All MotorHomes with Ford E350 or E450 Chassis	
F	08-21	FREELANDER All MotorHomes with Ford E350 or E450 Chassis	
F	11-21	LEPRECHAUN All MotorHomes with Ford E350 or E450 Chassis	
F	08-09	LEPRECHAUN All MotorHomes with Ford E350 or E450 Chassis	
F	18-20	DYNAMAX CORP ISATA 4 All MotorHomes with Ford E350 or E450 Chassis	
F	18-22	ENTEGRA COACH ESTEEM All MotorHomes with Ford E350 or E450 Chassis	
F	18-22	ODYSSEY All MotorHomes with Ford E350 or E450 Chassis	
F	17-19	FLEETWOOD JAMBOREE All MotorHomes with Ford E350 or E450 Chassis	
F	08-13	JAMBOREE All MotorHomes with Ford E350 or E450 Chassis	
F	18	SURGE All MotorHomes with Ford E350 or E450 Chassis	
F	08-13	TIOGA All MotorHomes with Ford E350 or E450 Chassis	
F	00-02	FORD E-450 ECONOLINE SUPER DUTY All	
F	21-23	VAN 1 TON, ECONOLINE / CLUB WAGON / SUPERDUTY All Type A School bus and Type C Motorhomes with Ford E450 Chassis	
F	21-22	VAN 1 TON, ECONOLINE / CLUB WAGON / SUPERDUTY All	
F	03-19	VAN 1 TON, ECONOLINE / CLUB WAGON / SUPERDUTY All	
F	03-19	VAN 1 TON, ECONOLINE / CLUB WAGON / SUPERDUTY All Type A School bus and Type C Motorhomes with Ford E450 Chassis	
F	04-19	FOREST RIVER FORESTER All MotorHomes with Ford E350 or E450 Chassis	
F	15-18	FORESTER GTS All MotorHomes with Ford E350 or E450 Chassis	
F	03-15	LEXINGTON All MotorHomes with Ford E350 or E450 Chassis	
F	07-22	SUNSEEKER All MotorHomes with Ford E350 or E450 Chassis	
F	15-18	SUNSEEKER GTS All MotorHomes with Ford E350 or E450 Chassis	
F	07-13	WINNEBAGO ACCESS All MotorHomes with Ford E350 or E450 Chassis	
F	14	ACCESS PREMIER All MotorHomes with Ford E350 or E450 Chassis	
F	05-17	ASPECT All MotorHomes with Ford E350 or E450 Chassis	
F	16-17	CAMBRIA All MotorHomes with Ford E350 or E450 Chassis	
F	05-08	CAMBRIA All MotorHomes with Ford E350 or E450 Chassis	
F	00-05	MINNIE All MotorHomes with Ford E350 or E450 Chassis	
F	19-21	OUTLOOK All MotorHomes with Ford E350 or E450 Chassis	
F	06-10	OUTLOOK All MotorHomes with Ford E350 or E450 Chassis	
F	16-22	SPIRIT All MotorHomes with Ford E350 or E450 Chassis	
F	00-07	SPIRIT All MotorHomes with Ford E350 or E450 Chassis	

Rear Load Carrier

43048	A		
F	68-76	FORD PICKUP P350 All Up through 8000# GVW	
F	75-76	PICKUP P400 All Up through 8000# GVW	

Shock	POP	Alternative No.	MTG Acc. Supplied
Pos.	Year	Application	

43048	A (cont)		
F	68	INTERNATIONAL 1200C All Exc. 166" Wheelbase	
R	68	1200C All Exc. 166" Wheelbase	
F	68	1300C All Exc. 166" Wheelbase	
R	68	1300C All Exc. 166" Wheelbase	
R	68-72	M1100 / M1200 All	
R	69	M1400 All	

43167	A		
R	97	FORD PICKUP, F-450 SUPERDUTY All	

HiJackers

49178	B	140126,141099	
R	21-22	COACH HOUSE PLATINUM All MotorHomes with Ford E450 Chassis	
R	07-19	COACHMEN CONCORD All MotorHomes with Ford E350 or E450 Chassis	
R	09	FREEDOM EXPRESS All MotorHomes with Ford E350 or E450 Chassis	
R	08-21	FREELANDER All MotorHomes with Ford E350 or E450 Chassis	
R	11-21	LEPRECHAUN All MotorHomes with Ford E350 or E450 Chassis	
R	08-09	LEPRECHAUN All MotorHomes with Ford E350 or E450 Chassis	
R	18-20	DYNAMAX CORP ISATA 4 All MotorHomes with Ford E350 or E450 Chassis	
R	18-22	ENTEGRA COACH ESTEEM All MotorHomes with Ford E350 or E450 Chassis	
R	18-22	ODYSSEY All MotorHomes with Ford E350 or E450 Chassis	
R	17-19	FLEETWOOD JAMBOREE All MotorHomes with Ford E350 or E450 Chassis	
R	08-13	JAMBOREE All MotorHomes with Ford E350 or E450 Chassis	
R	18	SURGE All MotorHomes with Ford E350 or E450 Chassis	
R	08-13	TIOGA All MotorHomes with Ford E350 or E450 Chassis	
R	00-02	FORD E-450 ECONOLINE SUPER DUTY All	
R	21-23	VAN 1 TON, ECONOLINE / CLUB WAGON / SUPERDUTY All Type A School bus and Type C Motorhomes with Ford E450 Chassis	
R	21-22	VAN 1 TON, ECONOLINE / CLUB WAGON / SUPERDUTY All	
R	03-19	VAN 1 TON, ECONOLINE / CLUB WAGON / SUPERDUTY All	
R	03-19	VAN 1 TON, ECONOLINE / CLUB WAGON / SUPERDUTY All Type A School bus and Type C Motorhomes with Ford E450 Chassis	
R	04-19	FOREST RIVER FORESTER All MotorHomes with Ford E350 or E450 Chassis	
R	15-18	FORESTER GTS All MotorHomes with Ford E350 or E450 Chassis	
R	03-15	LEXINGTON All MotorHomes with Ford E350 or E450 Chassis	
R	07-22	SUNSEEKER All MotorHomes with Ford E350 or E450 Chassis	
R	15-18	SUNSEEKER GTS All MotorHomes with Ford E350 or E450 Chassis	
R	07-13	WINNEBAGO ACCESS All MotorHomes with Ford E350 or E450 Chassis	
R	14	ACCESS PREMIER All MotorHomes with Ford E350 or E450 Chassis	
R	05-17	ASPECT All MotorHomes with Ford E350 or E450 Chassis	
R	16-17	CAMBRIA All MotorHomes with Ford E350 or E450 Chassis	
R	05-08	CAMBRIA All MotorHomes with Ford E350 or E450 Chassis	
R	00-05	MINNIE All MotorHomes with Ford E350 or E450 Chassis	
R	19-21	OUTLOOK All MotorHomes with Ford E350 or E450 Chassis	
R	06-10	OUTLOOK All MotorHomes with Ford E350 or E450 Chassis	
R	16-22	SPIRIT All MotorHomes with Ford E350 or E450 Chassis	
R	00-07	SPIRIT All MotorHomes with Ford E350 or E450 Chassis	

Numerical listing

Shock	POP	Alternative No.	MTG Acc. Supplied
Pos.	Year	Application	

49310	C	140788,141099	
R	68	INTERNATIONAL 1200C All Exc. 166" Wheelbase	
R	68	1300C All Exc. 166" Wheelbase Air hose kit included	
R	68-72	M1100 / M1200 All	
R	69	M1400 All	

LTV Severe Duty

58622	D	142617	
F	00-02	FORD E-450 ECONOLINE SUPER DUTY All Non Gas Charged Shock	
F	21-22	VAN 1 TON, ECONOLINE / CLUB WAGON / SUPERDUTY All Non Gas Charged Shock	
F	03-19	VAN 1 TON, ECONOLINE / CLUB WAGON / SUPERDUTY All Non Gas Charged Shock	

58623	D	142617	
R	00-02	FORD E-450 ECONOLINE SUPER DUTY All Non Gas Charged Shock	
R	21-22	VAN 1 TON, ECONOLINE / CLUB WAGON / SUPERDUTY All Non Gas Charged Shock	
R	03-19	VAN 1 TON, ECONOLINE / CLUB WAGON / SUPERDUTY All Non Gas Charged Shock	

58638	A		
R	09-22	CHEVROLET EXPRESS 4500 All	

58809	C		
F	99-04	FORD PICKUP, F-450 SUPERDUTY All Non Gas Charged Shock	
F	99-04	PICKUP, F-550 SUPERDUTY All Non Gas Charged Shock	

58944	W		
F	07-12	FORD PICKUP, F-450 SUPERDUTY All Non Gas Charged Shock	
F	10-12	PICKUP, F-550 SUPERDUTY All Non Gas Charged Shock	

Ultra Truck Shock

G63183	D		
R	74	DODGE M300 All	
F	78-80	RD200 All	

G63405	D	140884	
F	68-76	FORD PICKUP P350 All Up through 8000# GVW	
F	75-76	PICKUP P400 All Up through 8000# GVW	
F	68	INTERNATIONAL 1200C All Exc. 166" Wheelbase	
R	68	1200C All Exc. 166" Wheelbase	
F	68	1300C All Exc. 166" Wheelbase	
R	68	1300C All Exc. 166" Wheelbase	
R	68-72	M1100 / M1200 All	
R	69	M1400 All	

G63409	C		
R	97	FORD PICKUP, F-450 SUPERDUTY All	

G63461	B		
R	99-07	FORD PICKUP, F-450 SUPERDUTY All Models with single or dual rear wheels with 165" or 201" wheel base	
R	99-07	PICKUP, F-550 SUPERDUTY All Models with single or dual rear wheels with 165" or 201" wheel base	

G63605	W	140169	
F	74	DODGE M300 All	
F	74	M350 All	

G63610	C	142389	
F	92	HINO FA15 All Models with O.E.M. Number :	
F	93-97	FA1415 All Models with O.E.M. Number :	
F	98-04	FA1517 All Models with O.E.M. Number :	
F	89-91	FB14 All Models with O.E.M. Number :	
F	92	FB15 All Models with O.E.M. Number :	
F	93-97	FB1715 All Models with O.E.M. Number :	
F	98-04	FB1817 All Models with O.E.M. Number :	
F	05-11	MITSUBISHI FUSO FE145 All Models with O.E.M. Number :	

Numerical listing

Shock	POP	Alternative No.	MTG Acc. Supplied
Pos.	Year	Application	
G63622	A		142617
F	21-22	COACH HOUSE PLATINUM All MotorHomes with Ford E450 Chassis	
F	07-19	COACHMEN CONCORD All MotorHomes with Ford E350 or E450 Chassis	
F	09	FREEDOM EXPRESS All MotorHomes with Ford E350 or E450 Chassis	
F	08-21	FREELANDER All MotorHomes with Ford E350 or E450 Chassis	
F	11-21	LEPRECHAUN All MotorHomes with Ford E350 or E450 Chassis	
F	08-09	LEPRECHAUN All MotorHomes with Ford E350 or E450 Chassis	
F	18-20	DYNAMAX CORP ISATA 4 All MotorHomes with Ford E350 or E450 Chassis	
F	18-22	ENTEGRA COACH ESTEEM All MotorHomes with Ford E350 or E450 Chassis	
F	18-22	ODYSSEY All MotorHomes with Ford E350 or E450 Chassis	
F	17-19	FLEETWOOD JAMBOREE All MotorHomes with Ford E350 or E450 Chassis	
F	08-13	JAMBOREE All MotorHomes with Ford E350 or E450 Chassis	
F	18	SURGE All MotorHomes with Ford E350 or E450 Chassis	
F	08-13	TIOGA All MotorHomes with Ford E350 or E450 Chassis	
F	00-02	FORD E-450 ECONOLINE SUPER DUTY All	
F	21-23	VAN 1 TON, ECONOLINE / CLUB WAGON / SUPERDUTY All Type A School bus and Type C Motorhomes with Ford E450 Chassis	
F	21-22	VAN 1 TON, ECONOLINE / CLUB WAGON / SUPERDUTY All	
F	03-19	VAN 1 TON, ECONOLINE / CLUB WAGON / SUPERDUTY All	
F	03-19	VAN 1 TON, ECONOLINE / CLUB WAGON / SUPERDUTY All Type A School bus and Type C Motorhomes with Ford E450 Chassis	
F	04-19	FOREST RIVER FORESTER All MotorHomes with Ford E350 or E450 Chassis	
F	15-18	FORESTER GTS All MotorHomes with Ford E350 or E450 Chassis	
F	03-15	LEXINGTON All MotorHomes with Ford E350 or E450 Chassis	
F	07-22	SUNSEEKER All MotorHomes with Ford E350 or E450 Chassis	
F	15-18	SUNSEEKER GTS All MotorHomes with Ford E350 or E450 Chassis	
F	07-13	WINNEBAGO ACCESS All MotorHomes with Ford E350 or E450 Chassis	
F	14	ACCESS PREMIER All MotorHomes with Ford E350 or E450 Chassis	
F	05-17	ASPECT All MotorHomes with Ford E350 or E450 Chassis	
F	16-17	CAMBRIA All MotorHomes with Ford E350 or E450 Chassis	
F	05-08	CAMBRIA All MotorHomes with Ford E350 or E450 Chassis	
F	00-05	MINNIE All MotorHomes with Ford E350 or E450 Chassis	
F	19-21	OUTLOOK All MotorHomes with Ford E350 or E450 Chassis	
F	06-10	OUTLOOK All MotorHomes with Ford E350 or E450 Chassis	
F	16-22	SPIRIT All MotorHomes with Ford E350 or E450 Chassis	
F	00-07	SPIRIT All MotorHomes with Ford E350 or E450 Chassis	
G63623	A		142617
R	21-22	COACH HOUSE PLATINUM All MotorHomes with Ford E450 Chassis	
R	07-19	COACHMEN CONCORD All MotorHomes with Ford E350 or E450 Chassis	
R	09	FREEDOM EXPRESS All MotorHomes with Ford E350 or E450 Chassis	
R	08-21	FREELANDER All MotorHomes with Ford E350 or E450 Chassis	
R	11-21	LEPRECHAUN All MotorHomes with Ford E350 or E450 Chassis	
R	08-09	LEPRECHAUN All MotorHomes with Ford E350 or E450 Chassis	

Ultra Truck Shock, ProGuard

Shock	POP	Alternative No.	MTG Acc. Supplied
Pos.	Year	Application	
G63623	A (cont)		142617
R	18-20	DYNAMAX CORP ISATA 4 All MotorHomes with Ford E350 or E450 Chassis	
R	18-22	ENTEGRA COACH ESTEEM All MotorHomes with Ford E350 or E450 Chassis	
R	18-22	ODYSSEY All MotorHomes with Ford E350 or E450 Chassis	
R	17-19	FLEETWOOD JAMBOREE All MotorHomes with Ford E350 or E450 Chassis	
R	08-13	JAMBOREE All MotorHomes with Ford E350 or E450 Chassis	
R	18	SURGE All MotorHomes with Ford E350 or E450 Chassis	
R	08-13	TIOGA All MotorHomes with Ford E350 or E450 Chassis	
R	00-02	FORD E-450 ECONOLINE SUPER DUTY All	
R	21-23	VAN 1 TON, ECONOLINE / CLUB WAGON / SUPERDUTY All Type A School bus and Type C Motorhomes with Ford E450 Chassis	
R	21-22	VAN 1 TON, ECONOLINE / CLUB WAGON / SUPERDUTY All	
R	03-19	VAN 1 TON, ECONOLINE / CLUB WAGON / SUPERDUTY All	
R	03-19	VAN 1 TON, ECONOLINE / CLUB WAGON / SUPERDUTY All Type A School bus and Type C Motorhomes with Ford E450 Chassis	
R	04-19	FOREST RIVER FORESTER All MotorHomes with Ford E350 or E450 Chassis	
R	15-18	FORESTER GTS All MotorHomes with Ford E350 or E450 Chassis	
R	03-15	LEXINGTON All MotorHomes with Ford E350 or E450 Chassis	
R	07-22	SUNSEEKER All MotorHomes with Ford E350 or E450 Chassis	
R	15-18	SUNSEEKER GTS All MotorHomes with Ford E350 or E450 Chassis	
R	07-13	WINNEBAGO ACCESS All MotorHomes with Ford E350 or E450 Chassis	
R	14	ACCESS PREMIER All MotorHomes with Ford E350 or E450 Chassis	
R	05-17	ASPECT All MotorHomes with Ford E350 or E450 Chassis	
R	16-17	CAMBRIA All MotorHomes with Ford E350 or E450 Chassis	
R	05-08	CAMBRIA All MotorHomes with Ford E350 or E450 Chassis	
R	00-05	MINNIE All MotorHomes with Ford E350 or E450 Chassis	
R	19-21	OUTLOOK All MotorHomes with Ford E350 or E450 Chassis	
R	06-10	OUTLOOK All MotorHomes with Ford E350 or E450 Chassis	
R	16-22	SPIRIT All MotorHomes with Ford E350 or E450 Chassis	
R	00-07	SPIRIT All MotorHomes with Ford E350 or E450 Chassis	
G63692	W		
F	97	FORD PICKUP, F-450 SUPERDUTY All	
G63809	A		
F	99-04	FORD PICKUP, F-450 SUPERDUTY All	
F	99-04	PICKUP, F-550 SUPERDUTY All	
G63895	A		143276
F	09-22	CHEVROLET EXPRESS 4500 All	
F	14-16	GMC SAVANA 4500 All	
G63897	A		
R	09-22	CHEVROLET EXPRESS 4500 All	
R	10-16	GMC SAVANA 4500 All	
G63969	W		143146
F	05-08	FORD PICKUP, F-450 SUPERDUTY All	
F	05-07	PICKUP, F-550 SUPERDUTY All	
ProGuard			
61500	A		
F	68-76	FORD PICKUP P350 All Up through 8000# GVW	
F	75-76	PICKUP P400 All Up through 8000# GVW	

Numerical listing

Shock	POP	Alternative No.	MTG Acc. Supplied
Pos.	Year	Application	
61500	A (cont)		
F	68	INTERNATIONAL 1200C All Exc. 166" Wheelbase	
R	68	1200C All Exc. 166" Wheelbase	
F	68	1300C All Exc. 166" Wheelbase	
R	68	1300C All Exc. 166" Wheelbase	
R	68-72	M1100 / M1200 All	
R	69	M1400 All	
61554	C		
R	97	FORD PICKUP, F-450 SUPERDUTY All	
61591	D		140780
F	21-22	COACH HOUSE PLATINUM All MotorHomes with Ford E450 Chassis	
F	07-19	COACHMEN CONCORD All MotorHomes with Ford E350 or E450 Chassis	
F	09	FREEDOM EXPRESS All MotorHomes with Ford E350 or E450 Chassis	
F	08-21	FREELANDER All MotorHomes with Ford E350 or E450 Chassis	
F	11-21	LEPRECHAUN All MotorHomes with Ford E350 or E450 Chassis	
F	08-09	LEPRECHAUN All MotorHomes with Ford E350 or E450 Chassis	
F	18-20	DYNAMAX CORP ISATA 4 All MotorHomes with Ford E350 or E450 Chassis	
F	18-22	ENTEGRA COACH ESTEEM All MotorHomes with Ford E350 or E450 Chassis	
F	18-22	ODYSSEY All MotorHomes with Ford E350 or E450 Chassis	
F	17-19	FLEETWOOD JAMBOREE All MotorHomes with Ford E350 or E450 Chassis	
F	08-13	JAMBOREE All MotorHomes with Ford E350 or E450 Chassis	
F	18	SURGE All MotorHomes with Ford E350 or E450 Chassis	
F	08-13	TIOGA All MotorHomes with Ford E350 or E450 Chassis	
F	00-02	FORD E-450 ECONOLINE SUPER DUTY All	
F	21-23	VAN 1 TON, ECONOLINE / CLUB WAGON / SUPERDUTY All Type A School bus and Type C Motorhomes with Ford E450 Chassis	
F	21-22	VAN 1 TON, ECONOLINE / CLUB WAGON / SUPERDUTY All	
F	03-19	VAN 1 TON, ECONOLINE / CLUB WAGON / SUPERDUTY All	
F	03-19	VAN 1 TON, ECONOLINE / CLUB WAGON / SUPERDUTY All Type A School bus and Type C Motorhomes with Ford E450 Chassis	
F	04-19	FOREST RIVER FORESTER All MotorHomes with Ford E350 or E450 Chassis	
F	15-18	FORESTER GTS All MotorHomes with Ford E350 or E450 Chassis	
F	03-15	LEXINGTON All MotorHomes with Ford E350 or E450 Chassis	
F	07-22	SUNSEEKER All MotorHomes with Ford E350 or E450 Chassis	
F	15-18	SUNSEEKER GTS All MotorHomes with Ford E350 or E450 Chassis	
F	07-13	WINNEBAGO ACCESS All MotorHomes with Ford E350 or E450 Chassis	
F	14	ACCESS PREMIER All MotorHomes with Ford E350 or E450 Chassis	
F	05-17	ASPECT All MotorHomes with Ford E350 or E450 Chassis	
F	16-17	CAMBRIA All MotorHomes with Ford E350 or E450 Chassis	
F	05-08	CAMBRIA All MotorHomes with Ford E350 or E450 Chassis	
F	00-05	MINNIE All MotorHomes with Ford E350 or E450 Chassis	
F	19-21	OUTLOOK All MotorHomes with Ford E350 or E450 Chassis	
F	04-19	FOREST RIVER FORESTER All MotorHomes with Ford E350 or E450 Chassis	
F	15-18	FORESTER GTS All MotorHomes with Ford E350 or E450 Chassis	
F	03-15	LEXINGTON All MotorHomes with Ford E350 or E450 Chassis	
F	07-22	SUNSEEKER All MotorHomes with Ford E350 or E450 Chassis	
F	15-18	SUNSEEKER GTS All MotorHomes with Ford E350 or E450 Chassis	
F	07-13	WINNEBAGO ACCESS All MotorHomes with Ford E350 or E450 Chassis	
F	14	ACCESS PREMIER All MotorHomes with Ford E350 or E450 Chassis	
F	05-17	ASPECT All MotorHomes with Ford E350 or E450 Chassis	
F	16-17	CAMBRIA All MotorHomes with Ford E350 or E450 Chassis	
F	05-08	CAMBRIA All MotorHomes with Ford E350 or E450 Chassis	
F	00-05	MINNIE All MotorHomes with Ford E350 or E450 Chassis	
F	19-21	OUTLOOK All MotorHomes with Ford E350 or E450 Chassis	
F	06-10	OUTLOOK All MotorHomes with Ford E350 or E450 Chassis	
F	16-22	SPIRIT All MotorHomes with Ford E350 or E450 Chassis	
F	00-07	SPIRIT All MotorHomes with Ford E350 or E450 Chassis	

Numerical listing

Shock	POP	Alternative No.	MTG Acc. Supplied
Pos.	Year	Application	
61646	W		142617
R	21-22	COACH HOUSE PLATINUM All MotorHomes with Ford E450 Chassis	
R	07-19	COACHMEN CONCORD All MotorHomes with Ford E350 or E450 Chassis	
R	09	FREEDOM EXPRESS All MotorHomes with Ford E350 or E450 Chassis	
R	08-21	FREELANDER All MotorHomes with Ford E350 or E450 Chassis	
R	11-21	LEPRECHAUN All MotorHomes with Ford E350 or E450 Chassis	
R	08-09	LEPRECHAUN All MotorHomes with Ford E350 or E450 Chassis	
R	18-20	DYNAMAX CORP ISATA 4 All MotorHomes with Ford E350 or E450 Chassis	
R	18-22	ENTEGR COACH ESTEEM All MotorHomes with Ford E350 or E450 Chassis	
R	18-22	ODYSSEY All MotorHomes with Ford E350 or E450 Chassis	
R	17-19	FLEETWOOD JAMBOREE All MotorHomes with Ford E350 or E450 Chassis	
R	08-13	JAMBOREE All MotorHomes with Ford E350 or E450 Chassis	
R	18	SURGE All MotorHomes with Ford E350 or E450 Chassis	
R	08-13	TIOGA All MotorHomes with Ford E350 or E450 Chassis	
R	00-02	FORD E-450 ECONOLINE SUPER DUTY All	
R	21-23	VAN 1 TON, ECONOLINE / CLUB WAGON / SUPERDUTY All Type A School bus and Type C Motorhomes with Ford E450 Chassis	
R	21-22	VAN 1 TON, ECONOLINE / CLUB WAGON / SUPERDUTY All	
R	03-19	VAN 1 TON, ECONOLINE / CLUB WAGON / SUPERDUTY All	
R	03-19	VAN 1 TON, ECONOLINE / CLUB WAGON / SUPERDUTY All Type A School bus and Type C Motorhomes with Ford E450 Chassis	
R	04-19	FOREST RIVER FORESTER All MotorHomes with Ford E350 or E450 Chassis	
R	15-18	FORESTER GTS All MotorHomes with Ford E350 or E450 Chassis	
R	03-15	LEXINGTON All MotorHomes with Ford E350 or E450 Chassis	
R	07-22	SUNSEEKER All MotorHomes with Ford E350 or E450 Chassis	
R	15-18	SUNSEEKER GTS All MotorHomes with Ford E350 or E450 Chassis	
R	07-13	WINNEBAGO ACCESS All MotorHomes with Ford E350 or E450 Chassis	
R	14	ACCESS PREMIER All MotorHomes with Ford E350 or E450 Chassis	
R	05-17	ASPECT All MotorHomes with Ford E350 or E450 Chassis	
R	16-17	CAMBRIA All MotorHomes with Ford E350 or E450 Chassis	
R	05-08	CAMBRIA All MotorHomes with Ford E350 or E450 Chassis	
R	00-05	MINNIE All MotorHomes with Ford E350 or E450 Chassis	
R	19-21	OUTLOOK All MotorHomes with Ford E350 or E450 Chassis	
R	06-10	OUTLOOK All MotorHomes with Ford E350 or E450 Chassis	
R	16-22	SPIRIT All MotorHomes with Ford E350 or E450 Chassis	
R	00-07	SPIRIT All MotorHomes with Ford E350 or E450 Chassis	
61655	B		
R	02	FORD E-550 ECONOLINE SUPER DUTY All	
R	03	E-550 SUPER DUTY All	
F	99-04	PICKUP, F-450 SUPERDUTY All	
F	99-04	PICKUP, F-550 SUPERDUTY All	
61685	B		143078
F	09-22	CHEVROLET EXPRESS 4500 All	
F	14-16	GMC SAVANA 4500 All	
61687	B		
R	09-22	CHEVROLET EXPRESS 4500 All	
R	10-16	GMC SAVANA 4500 All	

ProGuard, Steering Stabilizer, Max Control

Shock	POP	Alternative No.	MTG Acc. Supplied
Pos.	Year	Application	
Steering Stabilizer			
6802SE	B		141998
F	89-91	FORD F59 All Single System Steering Stabilizer; Superduty Motorhome Replacement damper for vehicles w/ Gabriel Aftermarket mounting kit	
F	89-91	MOTORHOME CHASSIS / F53 All Single System Steering Stabilizer; Motorhome Replacement damper for vehicles w/ Gabriel Aftermarket mounting kit	
F	68-73	PICKUP P350 All Single System Steering Stabilizer Replacement damper for vehicles w/ Gabriel Aftermarket mounting kit	
F	74-75	INTERNATIONAL 200 All	
F	68	1200C All Single System Steering Stabilizer; 1/2 Ton, 3/4 Ton & Travelall	
F	69-70	1200D All Single System Steering Stabilizer; 1/2 Ton, 3/4 Ton & Travelall	
F	71-73	1210 All Single System Steering Stabilizer; 1/2 Ton, 3/4 Ton & Travelall	
F	68	1300C All Single System Steering Stabilizer; 1/2 Ton, 3/4 Ton & Travelall Replacement damper for vehicles w/ Gabriel Aftermarket mounting kit	
F	69-70	1300D All Single System Steering Stabilizer; 1/2 Ton, 3/4 Ton & Travelall Replacement damper for vehicles w/ Gabriel Aftermarket mounting kit	
F	71-73	1310 All Single System Steering Stabilizer; 1/2 Ton, 3/4 Ton & Travelall Replacement damper for vehicles w/ Gabriel Aftermarket mounting kit	
F	68-72	M1100 / M1200 All Single System Steering Stabilizer; 1/2 and 3/4 Ton I-Beam Axle	
F	69	M1400 All Single System Steering Stabilizer; 1/2 and 3/4 Ton I-Beam Axle	
F	75	TRAVELALL RWD	
6803SE	W		141998
F	75	INTERNATIONAL TRAVELALL 4WD Single System Steering Stabilizer	
6854SE	C		142718
F	99-04	FORD PICKUP, F-450 SUPERDUTY 4 X 4	
F	99-04	PICKUP, F-550 SUPERDUTY 4 X 4	
Max Control			
77461	B		
R	99-04	FORD PICKUP, F-450 SUPERDUTY All	
R	99-04	PICKUP, F-550 SUPERDUTY All	
77614	A		140780
F	21-22	COACH HOUSE PLATINUM All Motorhomes with Ford E450 Chassis	
F	07-19	COACHMEN CONCORD All MotorHomes with Ford E350 or E450 Chassis	
F	09	FREEDOM EXPRESS All MotorHomes with Ford E350 or E450 Chassis	
F	08-21	FREELANDER All MotorHomes with Ford E350 or E450 Chassis	
F	11-21	LEPRECHAUN All MotorHomes with Ford E350 or E450 Chassis	
F	08-09	LEPRECHAUN All MotorHomes with Ford E350 or E450 Chassis	
F	18-20	DYNAMAX CORP ISATA 4 All MotorHomes with Ford E350 or E450 Chassis	
F	18-22	ENTEGR COACH ESTEEM All MotorHomes with Ford E350 or E450 Chassis	
F	18-22	ODYSSEY All MotorHomes with Ford E350 or E450 Chassis	
F	17-19	FLEETWOOD JAMBOREE All MotorHomes with Ford E350 or E450 Chassis	
F	08-13	JAMBOREE All MotorHomes with Ford E350 or E450 Chassis	

Numerical listing

Shock	POP	Alternative No.	MTG Acc. Supplied
Pos.	Year	Application	
77614	A (cont)		140780
F	18	SURGE All MotorHomes with Ford E350 or E450 Chassis	
F	08-13	TIOGA All MotorHomes with Ford E350 or E450 Chassis	
F	00-02	FORD E-450 ECONOLINE SUPER DUTY All	
F	96-99	ECONOLINE SUPER DUTY All	
F	21-23	VAN 1 TON, ECONOLINE / CLUB WAGON / SUPERDUTY All Type A School bus and Type C Motorhomes with Ford E450 Chassis	
F	21-22	VAN 1 TON, ECONOLINE / CLUB WAGON / SUPERDUTY All	
F	03-19	VAN 1 TON, ECONOLINE / CLUB WAGON / SUPERDUTY All	
F	03-19	VAN 1 TON, ECONOLINE / CLUB WAGON / SUPERDUTY All Type A School bus and Type C Motorhomes with Ford E450 Chassis	
F	04-19	FOREST RIVER FORESTER All MotorHomes with Ford E350 or E450 Chassis	
F	15-18	FORESTER GTS All MotorHomes with Ford E350 or E450 Chassis	
F	03-15	LEXINGTON All MotorHomes with Ford E350 or E450 Chassis	
F	07-22	SUNSEEKER All MotorHomes with Ford E350 or E450 Chassis	
F	15-18	SUNSEEKER GTS All MotorHomes with Ford E350 or E450 Chassis	
F	07-13	WINNEBAGO ACCESS All MotorHomes with Ford E350 or E450 Chassis	
F	14	ACCESS PREMIER All MotorHomes with Ford E350 or E450 Chassis	
F	05-17	ASPECT All MotorHomes with Ford E350 or E450 Chassis	
F	16-17	CAMBRIA All MotorHomes with Ford E350 or E450 Chassis	
F	05-08	CAMBRIA All MotorHomes with Ford E350 or E450 Chassis	
F	00-05	MINNIE All MotorHomes with Ford E350 or E450 Chassis	
F	19-21	OUTLOOK All MotorHomes with Ford E350 or E450 Chassis	
F	06-10	OUTLOOK All MotorHomes with Ford E350 or E450 Chassis	
F	16-22	SPIRIT All MotorHomes with Ford E350 or E450 Chassis	
F	00-07	SPIRIT All MotorHomes with Ford E350 or E450 Chassis	
77623	C		142731
R	21-22	COACH HOUSE PLATINUM All Motorhomes with Ford E450 Chassis	
R	07-19	COACHMEN CONCORD All MotorHomes with Ford E350 or E450 Chassis	
R	09	FREEDOM EXPRESS All MotorHomes with Ford E350 or E450 Chassis	
R	08-21	FREELANDER All MotorHomes with Ford E350 or E450 Chassis	
R	11-21	LEPRECHAUN All MotorHomes with Ford E350 or E450 Chassis	
R	08-09	LEPRECHAUN All MotorHomes with Ford E350 or E450 Chassis	
R	18-20	DYNAMAX CORP ISATA 4 All MotorHomes with Ford E350 or E450 Chassis	
R	18-22	ENTEGR COACH ESTEEM All MotorHomes with Ford E350 or E450 Chassis	
R	18-22	ODYSSEY All MotorHomes with Ford E350 or E450 Chassis	
R	17-19	FLEETWOOD JAMBOREE All MotorHomes with Ford E350 or E450 Chassis	
R	08-13	JAMBOREE All MotorHomes with Ford E350 or E450 Chassis	
R	18	SURGE All MotorHomes with Ford E350 or E450 Chassis	
R	08-13	TIOGA All MotorHomes with Ford E350 or E450 Chassis	
R	00-02	FORD E-450 ECONOLINE SUPER DUTY All	
R	00-02	E-450 ECONOLINE SUPER DUTY All Exc. Cutaway Chassis	
R	96-99	ECONOLINE SUPER DUTY All	
R	21-23	VAN 1 TON, ECONOLINE / CLUB WAGON / SUPERDUTY All Type A School bus and Type C Motorhomes with Ford E450 Chassis	

Numerical listing

Max Control, Guardian Shock, Classic Shock Absorbers, Cab Shock,
83000 Series

Numerical listing

Shock	POP	Alternative No.	MTG Acc. Supplied
Pos.	Year	Application	
77623	C (cont)		142731
R	21-22	VAN 1 TON, ECONOLINE / CLUB WAGON / SUPERDUTY All	
R	03-19	VAN 1 TON, ECONOLINE / CLUB WAGON / SUPERDUTY All	
R	03-19	VAN 1 TON, ECONOLINE / CLUB WAGON / SUPERDUTY All Exc. Cutaway Chassis	
R	03-19	VAN 1 TON, ECONOLINE / CLUB WAGON / SUPERDUTY All Type A School bus and Type C Motorhomes with Ford E450 Chassis	
R	04-19	FOREST RIVER FORESTER All MotorHomes with Ford E350 or E450 Chassis	
R	15-18	FORESTER GTS All MotorHomes with Ford E350 or E450 Chassis	
R	03-15	LEXINGTON All MotorHomes with Ford E350 or E450 Chassis	
R	07-22	SUNSEEKER All MotorHomes with Ford E350 or E450 Chassis	
R	15-18	SUNSEEKER GTS All MotorHomes with Ford E350 or E450 Chassis	
R	07-13	WINNEBAGO ACCESS All MotorHomes with Ford E350 or E450 Chassis	
R	14	ACCESS PREMIER All MotorHomes with Ford E350 or E450 Chassis	
R	05-17	ASPECT All MotorHomes with Ford E350 or E450 Chassis	
R	16-17	CAMBRIA All MotorHomes with Ford E350 or E450 Chassis	
R	05-08	CAMBRIA All MotorHomes with Ford E350 or E450 Chassis	
R	00-05	MINNIE All MotorHomes with Ford E350 or E450 Chassis	
R	19-21	OUTLOOK All MotorHomes with Ford E350 or E450 Chassis	
R	06-10	OUTLOOK All MotorHomes with Ford E350 or E450 Chassis	
R	16-22	SPIRIT All MotorHomes with Ford E350 or E450 Chassis	
R	00-07	SPIRIT All MotorHomes with Ford E350 or E450 Chassis	
77638	A		
R	09-22	CHEVROLET EXPRESS 4500 All	
R	15-16	GMC SAVANA 4500 All	
77809	A		
F	99-04	FORD PICKUP, F-450 SUPERDUTY All	
F	99-04	PICKUP, F-550 SUPERDUTY All	
77967	W		143146
F	13-20	FORD PICKUP, F-450 SUPERDUTY All	
F	05-08	PICKUP, F-450 SUPERDUTY All	
F	13-20	PICKUP, F-550 SUPERDUTY All	
F	05-07	PICKUP, F-550 SUPERDUTY All	
77968	W		
R	13-16	FORD PICKUP, F-450 SUPERDUTY All	
R	05-07	PICKUP, F-450 SUPERDUTY 4 X 2	
R	13-16	PICKUP, F-550 SUPERDUTY All	
R	05-07	PICKUP, F-550 SUPERDUTY 4 X 2	
77969	W		
R	13-16	FORD PICKUP, F-450 SUPERDUTY 4 X 4	
R	05-07	PICKUP, F-450 SUPERDUTY 4 X 4	
R	13-16	PICKUP, F-550 SUPERDUTY 4 X 4	
R	05-07	PICKUP, F-550 SUPERDUTY 4 X 4	
Guardian Shock			
81147	B		
F	68-75	FORD PICKUP P350 All Up through 8000# GVW	
F	75-76	PICKUP P400 All Up through 8000# GVW	
F	68	INTERNATIONAL 1200C All Exc. 166" Wheelbase	
R	68	1200C All Exc. 166" Wheelbase	
F	68	1300C All Exc. 166" Wheelbase	
R	68	1300C All Exc. 166" Wheelbase	
R	68-72	M1100 / M1200 All	
R	69	M1400 All	
81342	C		
R	78-80	DODGE RD200 All	
81744	A		140780
F	21-22	FORD VAN 1 TON, ECONOLINE / CLUB WAGON / SUPERDUTY All	

Shock	POP	Alternative No.	MTG Acc. Supplied
Pos.	Year	Application	
81744	A (cont)		140780
F	10-19	VAN 1 TON, ECONOLINE / CLUB WAGON / SUPERDUTY All	
81825	W		
F	78-80	DODGE RD200 All	
81828	W		142617
R	21-22	FORD VAN 1 TON, ECONOLINE / CLUB WAGON / SUPERDUTY All	
R	10-19	VAN 1 TON, ECONOLINE / CLUB WAGON / SUPERDUTY All	
Classic Shock Absorbers			
82007	B		140349
F	68	INTERNATIONAL 1200C All Exc. 166" Wheelbase	
F	68	1300C All Exc. 166" Wheelbase	
F	68-72	M1100 / M1200 All	
F	69	M1400 All	
82065	C		140478
R	74	DODGE M300 All	
R	74	M350 All	
Cab Shock			
83006	D		
	96-05	FREIGHTLINER FL50 All Day Cab Suspensions with O.E.M. Number :	
	96-05	FL60 All Day Cab Suspensions with O.E.M. Number :	
83021	C		
	90-96	CHEVROLET C60 KODIAK All Truck Cabs with Link Cabmate Model GMC104TK & O.E.M. Number :	
	90-96	C70 KODIAK All Truck Cabs with Link Cabmate Model GMC104TK & O.E.M. Number :	
	03-09	C4500 KODIAK All Truck Cabs with Link Cabmate Model GMC104TK & O.E.M. Number :	
	03-09	C5500 KODIAK All Truck Cabs with Link Cabmate Model GMC104TK & O.E.M. Number :	
	90-91	C5500 KODIAK All Truck Cabs with Link Cabmate Model GMC104TK & O.E.M. Number :	
	97-09	C6500 KODIAK All Truck Cabs with Link Cabmate Model GMC104TK & O.E.M. Number :	
	97-09	C7500 KODIAK All Truck Cabs with Link Cabmate Model GMC104TK & O.E.M. Number :	
	91-05	FREIGHTLINER FL60 All Trucks with Link Cabmate Models FRT153BC-A, FRT106BC or FRT106HD-A & O.E.M. Number :	
	03-09	GMC C4500 TOPKICK All Truck Cabs with Link Cabmate Model GMC104TK & O.E.M. Number :	
	03-09	C5500 TOPKICK All Truck Cabs with Link Cabmate Model GMC104TK & O.E.M. Number :	
	90-96	C6000 TOPKICK All Truck Cabs with Link Cabmate Model GMC104TK & O.E.M. Number :	
	03-09	C6500 TOPKICK All Truck Cabs with Link Cabmate Model GMC104TK & O.E.M. Number :	
	97-01	C6500 TOPKICK All Truck Cabs with Link Cabmate Model GMC104TK & O.E.M. Number :	
	96	C7000 TOPKICK All Truck Cabs with Link Cabmate Model GMC104TK & O.E.M. Number :	
	93	C7000 TOPKICK All Truck Cabs with Link Cabmate Model GMC104TK & O.E.M. Number :	
	02-09	C7500 TOPKICK All Truck Cabs with Link Cabmate Model GMC104TK & O.E.M. Number :	
83025	C		
	03-09	GMC C4500 TOPKICK All Models with Link Cabmate Model GMT560 & O.E.M. Number :	
	03-09	C5500 TOPKICK All Models with Link Cabmate Model GMT560 & O.E.M. Number :	

Shock	POP	Alternative No.	MTG Acc. Supplied
Pos.	Year	Application	
83040	W		
	02-22	FREIGHTLINER M2 106 All Day Cab Models with Spring Suspensions & O.E.M. Number :	
83054	W		
	02-20	INTERNATIONAL 4300 All Models with O.E.M. Number :	
	02-19	4300LP All Models with O.E.M. Number :	
	03-19	4400 All Models with O.E.M. Number :	
	02-19	4400LP All Models with O.E.M. Number :	
	13	DURASTAR All Models with O.E.M. Number :	
83066	W		
	23	MACK MD6	
	21-22	MACK MD6 All Models with O.E.M. Number :	
83000 Series			
83101	W		
R	02-07	FORD F650 All Models with Vari-Rate Rear Suspension & O.E.M. Number :	
R	04-07	F750 All Models with Vari-Rate Rear Suspension & O.E.M. Number :	
F	13	INTERNATIONAL 4300LP All Models with Vari-Rate Rear Suspension & O.E.M. Number :	
83103	W		145054 (2)
F	88-96	MITSUBISHI FUSO FH All FH100 Suspension (All) & O.E.M. Number :	
83107	W		145080 (2)
F	94-97	FORD F700 All Models with Multileaf Spring and w/ 10000, 12000 or 13200 lb Axle & O.E.M. Number :	
F	94	F800 All Models with Multileaf Spring and w/ 10000, 12000 or 13200 lb Axle & O.E.M. Number :	
83114	W		140780 (1)
F	00-03	ISUZU FRR All Models with O.E.M. Number :	
F	95-98	FRR All Models with O.E.M. Number :	
F	87-96	FSR All Models with O.E.M. Number :	
F	88-94	NRR All Models with O.E.M. Number :	
F	89-94	UD 1800 All Models with O.E.M. Number :	
F	99-04	1800CS All Models with O.E.M. Number :	
F	89-94	2000 All Models with O.E.M. Number :	
83120	W		145089-000(1)/145143(1)
R	05-22	FREIGHTLINER B2 All Models with 15,000 lb Rear Suspension & O.E.M. Number :	
R	95-05	FL50 All Models with 15,000 lb Rear Suspension & O.E.M. Number :	
R	91-05	FL60 All Models with 15,000 lb Rear Suspension & O.E.M. Number :	
R	98-20	MT45 All Models with O.E.M. Number :	
R	99-11	MT55 All Models with O.E.M. Number :	
R	03-10	STERLING TRUCK ACTERRA All Models with 15,000 lb Rear Suspension & O.E.M. Number :	
R	01-07	ACTERRA 5500 All Models with 15,000 lb Rear Suspension & O.E.M. Number :	
83122	D		
R	97-09	CHEVROLET C6500 KODIAK All Models with Hendrickson Air Suspension (Stamping number 47902-13) & O.E.M. Number :	
R	99	T6500 All Models with Hendrickson Air Suspension (Stamping number 47902-13) & O.E.M. Number :	
R	08	COACHMEN AURORA All MotorHomes with Ford F53 Chassis with 16,000 lb to 22,000 lb GVW & O.E.M. Number :	

Numerical listing

Shock	POP	Alternative No.	MTG Acc. Supplied
Pos.	Year	Application	
83122		D (cont)	
R	04-06	AURORA	All MotorHomes with Ford F53 Chassis with 16,000 lb to 22,000 lb GVW & O.E.M. Number :
R	11-16	ENCOUNTER	All MotorHomes with Ford F53 Chassis with 16,000 lb to 22,000 lb GVW & O.E.M. Number :
R	08-22	MIRADA	All MotorHomes with Ford F53 Chassis with 16,000 lb to 22,000 lb GVW & O.E.M. Number :
R	13-22	PURSUIT	All MotorHomes with Ford F53 Chassis with 16,000 lb to 22,000 lb GVW & O.E.M. Number :
R	00-14	DAMON CHALLENGER	All MotorHomes with Ford F53 Chassis with 16,000 lb to 22,000 lb GVW & O.E.M. Number :
R	00-11	DAYBREAK	All MotorHomes with Ford F53 Chassis with 16,000 lb to 22,000 lb GVW & O.E.M. Number :
R	07-11	OUTLAW	All MotorHomes with Ford F53 Chassis with 16,000 lb to 22,000 lb GVW & O.E.M. Number :
R	19-22	ENTEGR COACH EMBLEM	All MotorHomes with Ford F53 Chassis with 16,000 lb to 22,000 lb GVW & O.E.M. Number :
R	19-22	VISION	All MotorHomes with Ford F53 Chassis with 16,000 lb to 22,000 lb GVW & O.E.M. Number :
R	18	FLEETWOOD AXON	All Models with O.E.M. Number :
R	00-22	BOUNDER	All MotorHomes with Ford F53 Chassis with 16,000 lb to 22,000 lb GVW & O.E.M. Number :
R	15-22	FLAIR	All MotorHomes with Ford F53 Chassis with 16,000 lb to 22,000 lb GVW & O.E.M. Number :
R	00-07	FLAIR	All MotorHomes with Ford F53 Chassis with 16,000 lb to 22,000 lb GVW & O.E.M. Number :
R	06-22	SOUTHWIND	All MotorHomes with Ford F53 Chassis with 16,000 lb to 22,000 lb GVW & O.E.M. Number :
R	00-04	SOUTHWIND	All MotorHomes with Ford F53 Chassis with 16,000 lb to 22,000 lb GVW & O.E.M. Number :
R	11-18	STORM	All MotorHomes with Ford F53 Chassis with 16,000 lb to 22,000 lb GVW & O.E.M. Number :
R	06-07	STORM	All MotorHomes with Ford F53 Chassis with 16,000 lb to 22,000 lb GVW & O.E.M. Number :
R	01-04	STORM	All MotorHomes with Ford F53 Chassis with 16,000 lb to 22,000 lb GVW & O.E.M. Number :
R	11-22	FORD MOTORHOME CHASSIS / F53	All Motorhome Chassis with 16,000 lb to 18,000 lb GVW & O.E.M. Number :
R	11-22	MOTORHOME CHASSIS / F53	All Motorhome Chassis with 20,500 lb to 22,000 lb GVW & O.E.M. Number :
R	08-09	MOTORHOME CHASSIS / F53	All Motorhome Chassis with 16,000 lb to 18,000 lb GVW & O.E.M. Number :
R	06-09	MOTORHOME CHASSIS / F53	All Motorhome Chassis with 20,500 lb to 22,000 lb GVW & O.E.M. Number :
R	99-04	MOTORHOME CHASSIS / F53	All Motorhome Chassis with 20,500 lb to 22,000 lb GVW & O.E.M. Number :
R	08-17	FOREST RIVER GEORGETOWN	All MotorHomes with Ford F53 Chassis with 16,000 lb to 22,000 lb GVW & O.E.M. Number :
R	99	GMC T6500	All Models with Hendrickson Air Suspension (Stamping number 47902-13) & O.E.M. Number :
R	12-13	MONACO COACH	LA PALMA All MotorHomes with Ford F53 Chassis with 16,000 lb to 22,000 lb GVW & O.E.M. Number :
R	09	LA PALMA	All MotorHomes with Ford F53 Chassis with 16,000 lb to 22,000 lb GVW & O.E.M. Number :

83000 Series

Shock	POP	Alternative No.	MTG Acc. Supplied
Pos.	Year	Application	
83122		D (cont)	
R	06	LA PALMA	All MotorHomes with Ford F53 Chassis with 16,000 lb to 22,000 lb GVW & O.E.M. Number :
R	02-04	LA PALMA	All MotorHomes with Ford F53 Chassis with 16,000 lb to 22,000 lb GVW & O.E.M. Number :
R	00	LA PALMA	All MotorHomes with Ford F53 Chassis with 16,000 lb to 22,000 lb GVW & O.E.M. Number :
R	06-14	MONARCH	All MotorHomes with Ford F53 Chassis with 16,000 lb to 22,000 lb GVW & O.E.M. Number :
R	01-02	MONARCH	All MotorHomes with Ford F53 Chassis with 16,000 lb to 22,000 lb GVW & O.E.M. Number :
R	19-21	WINNEBAGO ADVENTURER	All Motorhome Chassis with 16,000 lb to 18,000 lb GVW & O.E.M. Number :
R	19-21	ADVENTURER	All Motorhome Chassis with 20,500 lb to 22,000 lb GVW & O.E.M. Number :
R	11-17	ADVENTURER	All Motorhome Chassis with 16,000 lb to 18,000 lb GVW & O.E.M. Number :
R	11-17	ADVENTURER	All Motorhome Chassis with 20,500 lb to 22,000 lb GVW & O.E.M. Number :
R	08-09	ADVENTURER	All Motorhome Chassis with 16,000 lb to 18,000 lb GVW & O.E.M. Number :
R	06-09	ADVENTURER	All Motorhome Chassis with 20,500 lb to 22,000 lb GVW & O.E.M. Number :
R	99-04	ADVENTURER	All Motorhome Chassis with 20,500 lb to 22,000 lb GVW & O.E.M. Number :
R	18-20	INTENET	All Motorhome Chassis with 16,000 lb to 18,000 lb GVW & O.E.M. Number :
R	18-20	INTENET	All Motorhome Chassis with 20,500 lb to 22,000 lb GVW & O.E.M. Number :
R	11-17	SIGHTSEER	All Motorhome Chassis with 16,000 lb to 18,000 lb GVW & O.E.M. Number :
R	11-17	SIGHTSEER	All Motorhome Chassis with 20,500 lb to 22,000 lb GVW & O.E.M. Number :
R	08-09	SIGHTSEER	All Motorhome Chassis with 16,000 lb to 18,000 lb GVW & O.E.M. Number :
R	06-09	SIGHTSEER	All Motorhome Chassis with 20,500 lb to 22,000 lb GVW & O.E.M. Number :
R	02-04	SIGHTSEER	All Motorhome Chassis with 20,500 lb to 22,000 lb GVW & O.E.M. Number :
R	16-17	SUNOVA	All Motorhome Chassis with 16,000 lb to 18,000 lb GVW & O.E.M. Number :
R	16-17	SUNOVA	All Motorhome Chassis with 20,500 lb to 22,000 lb GVW & O.E.M. Number :
R	06-07	SUNOVA	All Motorhome Chassis with 20,500 lb to 22,000 lb GVW & O.E.M. Number :
R	02-04	SUNOVA	All Motorhome Chassis with 20,500 lb to 22,000 lb GVW & O.E.M. Number :
R	16-21	SUNSTAR	All Motorhome Chassis with 16,000 lb to 18,000 lb GVW & O.E.M. Number :

Numerical listing

Shock	POP	Alternative No.	MTG Acc. Supplied
Pos.	Year	Application	
83122		D (cont)	
R	16-21	SUNSTAR	All Motorhome Chassis with 20,500 lb to 22,000 lb GVW & O.E.M. Number :
R	02-04	SUNSTAR	All Motorhome Chassis with 20,500 lb to 22,000 lb GVW & O.E.M. Number :
R	16-18	SUNSTAR LX	All Motorhome Chassis with 16,000 lb to 18,000 lb GVW & O.E.M. Number :
R	16-18	SUNSTAR LX	All Motorhome Chassis with 20,500 lb to 22,000 lb GVW & O.E.M. Number :
R	11-21	VISTA	All Motorhome Chassis with 16,000 lb to 18,000 lb GVW & O.E.M. Number :
R	11-21	VISTA	All Motorhome Chassis with 20,500 lb to 22,000 lb GVW & O.E.M. Number :
R	08-09	VISTA	All Motorhome Chassis with 16,000 lb to 18,000 lb GVW & O.E.M. Number :
R	07-09	VISTA	All Motorhome Chassis with 20,500 lb to 22,000 lb GVW & O.E.M. Number :
R	02-04	VISTA	All Motorhome Chassis with 20,500 lb to 22,000 lb GVW & O.E.M. Number :
R	16-18	VISTA LX	All Motorhome Chassis with 16,000 lb to 18,000 lb GVW & O.E.M. Number :
R	16-18	VISTA LX	All Motorhome Chassis with 20,500 lb to 22,000 lb GVW & O.E.M. Number :
83123		C	
R	00-03	FORD F650	All Models with Hendrickson HAS - 190 Rear Air Suspension & O.E.M. Number :
R	10	IC CORPORATION RE SCHOOL BUS	All RE Model School Buses (Low Profile) & O.E.M. Number :
R	13-22	KENWORTH K270	All Models with Hendrickson HAS - 210L or HAS - 230L Rear Air Suspension & O.E.M. Number :
R	01	K300	All Models with Hendrickson Rear Air Suspension & O.E.M. Number :
R	96-97	K300	All Models with Hendrickson Rear Air Suspension & O.E.M. Number :
R	08-22	T270	All Models with Hendrickson HAS - 210L or HAS - 230L Rear Air Suspension & O.E.M. Number :
R	95-08	T300	All Models with Hendrickson HAS - 210L or HAS - 230L Rear Air Suspension & O.E.M. Number :
R	13-22	PETERBILT 220	All Models with Hendrickson HAS - 210L or HAS - 230L Rear Air Suspension & O.E.M. Number :
R	07	220	All Models with Hendrickson HAS - 210L or HAS - 230L Rear Air Suspension & O.E.M. Number :
83125		B	
F	94	FORD B700	All Models with 14600 lb Multileaf Spring & O.E.M. Number :
F	88-97	MOTORHOME CHASSIS / F53	All F53 Motorhome Chassis (Over 30 feet)
83126		D	
R	02-23	FREIGHTLINER M2 106	All Models with Reyco 79KB Spring Suspension & O.E.M. Number :
F	05-10	HINO 145	All Models with O.E.M. Number :

Numerical listing

Shock	POP	Alternative No.	MTG Acc. Supplied
Pos.	Year	Application	
83126	D	(cont)	
F	05-10	165	All Models with O.E.M. Number :
F	05-10	185	All Models with O.E.M. Number :
R	13-22	KENWORTH K270	All Models with Reyco 102 or 79KB Suspension (Drive Axle) & O.E.M. Number :
R	01	K300	All Models with Reyco 102 or 79KB Suspension (Drive Axle) & O.E.M. Number :
F	01	K300	All Models with Reyco 1209 or 1212 Suspension (Steer Axle) & O.E.M. Number :
R	96-97	K300	All Models with Reyco 102 or 79KB Suspension (Drive Axle) & O.E.M. Number :
F	96-97	K300	All Models with Reyco 1209 or 1212 Suspension (Steer Axle) & O.E.M. Number :
R	08-19	T170	All Models with Reyco 79KB Spring Suspension & O.E.M. Number :
R	08-22	T270	All Models with Reyco 102 or 79KB Suspension (Drive Axle) & O.E.M. Number :
R	99-08	T300	All Models with Reyco 102 or 79KB Suspension (Drive Axle) & O.E.M. Number :
R	99-08	T300	All Models with Reyco 1209 or 1212 Suspension (Steer Axle) & O.E.M. Number :
R	08-15	PETERBILT 210	All Models with Reyco 102 or 79KB Suspension (Drive Axle) & O.E.M. Number :
R	13-22	220	All Models with Reyco 102 or 79KB Suspension (Drive Axle) & O.E.M. Number :
R	07	220	All Models with Reyco 102 or 79KB Suspension (Drive Axle) & O.E.M. Number :
R	08-19	325	All Models with Reyco 102 or 79KB Suspension (Drive Axle) & O.E.M. Number :
83127	C		
F	23	MACK MD6	
F	21-22	MACK MD6	All Models with 10,000 lb Taperleaf Springs & O.E.M. Number :
83131	W		
F	00-02	FORD F650	All Models with 8500 or 9000 lb Front Axle & O.E.M. Number :
83134	W	145054 (1)	
R	05-21	FREIGHTLINER M2	All Models with Rear 52" Spring ,10000 lb - 15000 lb & O.E.M. Number :
R	05-21	M2	All Models with Rear 52" Spring ,18000 lb - 23000 lb & O.E.M. Number :
R	02-10	M2 100	All Models with Rear 52" Spring ,10000 lb - 15000 lb & O.E.M. Number :
R	02-10	M2 100	All Models with Rear 52" Spring ,18000 lb - 23000 lb & O.E.M. Number :
R	02-23	M2 106	All Models with Rear 52" Spring ,10000 lb - 15000 lb & O.E.M. Number :
R	02-23	M2 106	All Models with Rear 52" Spring ,18000 lb - 23000 lb & O.E.M. Number :
83135	C		
F	15	FORD F650	All Models with 8,500 lb Front Suspension & O.E.M. Number :
F	00-13	F650	All Models with 8,500 lb Front Suspension & O.E.M. Number :
F	15	F750	All Models with 8,500 lb Front Suspension & O.E.M. Number :
F	04-13	F750	All Models with 8,500 lb Front Suspension & O.E.M. Number :
F	02-20	INTERNATIONAL 4300	All Models with 6,000 to 8,000 lb Front Suspension & O.E.M. Number :
F	03-19	4400	All Models with 6,000 to 8,000 lb Front Suspension & O.E.M. Number :
F	12-18	TERRASTAR	All Models with 6,000 to 7,000 lb Front Axle & O.E.M. Number :

83000 Series

Shock	POP	Alternative No.	MTG Acc. Supplied
Pos.	Year	Application	
83136	D	145054 (2)	
F	03-09	CHEVROLET C4500 KODIAK	All C Chassis - Conventional Cab & O.E.M. Number :
R	03-09	C4500 KODIAK	All C Chassis - Conventional Cab w/19000, 21000, 23000 lb Taperleaf Springs (EXC Low Profile Vehicle) & O.E.M. Number :
F	03-09	C5500 KODIAK	All C Chassis - Conventional Cab & O.E.M. Number :
R	03-09	C5500 KODIAK	All C Chassis - Conventional Cab w/19000, 21000, 23000 lb Taperleaf Springs (EXC Low Profile Vehicle) & O.E.M. Number :
F	90-91	C5500 KODIAK	All C Chassis - Conventional Cab & O.E.M. Number :
R	90-91	C5500 KODIAK	All C Chassis - Conventional Cab w/19000, 21000, 23000 lb Taperleaf Springs (EXC Low Profile Vehicle) & O.E.M. Number :
R	97-09	C6500 KODIAK	All Conventional Cab w/19000, 21000, 23000 lb Taperleaf Springs (EXC Low Profile Vehicle) & O.E.M. Number :
F	97-09	C6500 KODIAK	All Conventional Cab with O.E.M. Number :
R	92-96	P60	All Motorhome Chassis with O.E.M. Number :
R	92-96	P6000	All Motorhome Chassis with O.E.M. Number :
F	04-09	T6500	All FL1 Tilt Cab with 8100 lb Axle & O.E.M. Number :
F	04-09	T6500	All FL2 Tilt Cab with 5000 to 11000 lb Axle & O.E.M. Number :
F	04-09	T6500	All FL3 Tilt Cab with 14575 lb Axle & O.E.M. Number :
F	97-02	T6500	All FL1 Tilt Cab with 8100 lb Axle & O.E.M. Number :
F	97-02	T6500	All FL2 Tilt Cab with 5000 to 11000 lb Axle & O.E.M. Number :
F	97-02	T6500	All FL3 Tilt Cab with 14575 lb Axle & O.E.M. Number :
R	97-99	T6500	All Tilt Cab w/19000, 21000, 23000 lb Taperleaf Springs (EXC Low Profile Veh.) & O.E.M. Number :
R	03-09	GMC C4500 TOPKICK	All C Chassis - Conventional Cab w/19000, 21000, 23000 lb Taperleaf Springs (EXC Low Profile Vehicle) & O.E.M. Number :
F	03-09	C4500 TOPKICK	All C Chassis - Conventional Cab with O.E.M. Number :
R	03-09	C5500 TOPKICK	All C Chassis - Conventional Cab w/19000, 21000, 23000 lb Taperleaf Springs (EXC Low Profile Vehicle) & O.E.M. Number :
F	03-09	C5500 TOPKICK	All C Chassis - Conventional Cab with O.E.M. Number :
F	04-09	T6500	All FL1 Tilt Cab with 8100 lb Axle & O.E.M. Number :
F	04-09	T6500	All FL2 Tilt Cab with 5000 to 11000 lb Axle & O.E.M. Number :
F	04-09	T6500	All FL3 Tilt Cab with 14575 lb Axle & O.E.M. Number :
F	97-02	T6500	All FL1 Tilt Cab with 8100 lb Axle & O.E.M. Number :
F	97-02	T6500	All FL2 Tilt Cab with 5000 to 11000 lb Axle & O.E.M. Number :
F	97-02	T6500	All FL3 Tilt Cab with 14575 lb Axle & O.E.M. Number :
R	97-99	T6500	All Tilt Cab w/19000, 21000, 23000 lb Taperleaf Springs (EXC Low Profile Veh.) & O.E.M. Number :
R	97-02	ISUZU FSR	All Models with 19000, 21000, 23000 lb Taperleaf Springs (EXC Low Profile Veh.) & O.E.M. Number :
F	97-02	FSR	All Models with FL1 Tilt Cab with 8100 lb Axle (Including Low Profile) & O.E.M. Number :
R	97-09	FTR	All Models with 19000, 21000, 23000 lb Taperleaf Springs (EXC Low Profile Veh.) & O.E.M. Number :
F	90-09	FTR	All Models with O.E.M. Number :

Numerical listing

Shock	POP	Alternative No.	MTG Acc. Supplied
Pos.	Year	Application	
83136	D	(cont)	
R	03-08	FVR	All Models with 19000, 21000, 23000 lb Taperleaf Springs (EXC Low Profile Veh.) & O.E.M. Number :
F	03-08	FVR	All Models with O.E.M. Number :
R	01	KENWORTH K300	All Models with Woodhead Shock & O.E.M. Number :
R	96-97	K300	All Models with Woodhead Shock & O.E.M. Number :
83137	C		
R	97-02	CHEVROLET C6500 KODIAK	All Models with Hendrickson Air Suspension (Stamping number 47902-29) & O.E.M. Number :
R	18-22	ISUZU FTR	All Models with Hendrickson HAS suspension & O.E.M. Number :
R	00-11	FTR	All Models with Hendrickson HAS suspension & O.E.M. Number :
R	03-08	FVR	All Models with Hendrickson HAS suspension & O.E.M. Number :
R	13-23	KENWORTH K270	All Models with Hendrickson HAS - 230 Rear Air Suspension
R	08-14	T270	All Models with Hendrickson HAS - 400 (Standard) Rear Air Suspension & O.E.M. Number :
83140	D	415010-802(2)/145148(2)	
R	00-03	FORD F650	All Models with 23,000 lb Multi-leaf Rear Springs & O.E.M. Number :
R	00-03	F750	All Models with 23,000 lb Multi-leaf Rear Springs & O.E.M. Number :
F	05-10	HINO 185	All Models with O.E.M. Number :
F	05-14	238	All Models with O.E.M. Number :
F	06-14	258	All Models with O.E.M. Number :
F	05-14	268	All Models with O.E.M. Number :
F	08-14	268A	All Models with O.E.M. Number :
83141	W	415010-802(2)/145148(2)	
F	98-04	HINO FB1817	All FE Models Trucks with O.E.M. Number :
83142	D	145128 (1)	
R	05-21	FREIGHTLINER M2	All Models with Hendrickson HMX 400/460 Haulmax with 17.5" & 18.5" Saddle & O.E.M. Number :
R	02-10	M2 100	All Models with Hendrickson HMX 400/460 Haulmax with 17.5" & 18.5" Saddle & O.E.M. Number :
R	02-23	M2 106	All Models with Hendrickson HMX 400/460 Haulmax with 17.5" & 18.5" Saddle & O.E.M. Number :
83143	W	145128 (1)	
R	05-21	FREIGHTLINER M2	All Models with Hendrickson HMX 400/460 Haulmax with 16.5" Saddle & O.E.M. Number :
R	02-10	M2 100	All Models with Hendrickson HMX 400/460 Haulmax with 16.5" Saddle & O.E.M. Number :
R	02-23	M2 106	All Models with Hendrickson HMX 400/460 Haulmax with 16.5" Saddle & O.E.M. Number :
R	08-23	KENWORTH T270	All Models with Hendrickson HMX 400/460 Haulmax with 16.5" Saddle & O.E.M. Number :
83148	W		
R	21-23	FORD F650	All Models with Hendrickson Rear Air Suspension & O.E.M. Number :
R	15-19	F650	All Models with Hendrickson Rear Air Suspension & O.E.M. Number :
R	21-23	F750	All Models with Hendrickson Rear Air Suspension & O.E.M. Number :
R	15-19	F750	All Models with Hendrickson Rear Air Suspension & O.E.M. Number :

Numerical listing

Shock	POP	Alternative No.	MTG Acc. Supplied
Pos.	Year	Application	
83157	W		
F	99-20	FREIGHTLINER MT45 All MT45 Step Van - w/35" Front Spring & O.E.M. Number :	
F	99-20	MT55 All MT55 Step Van - w/35" Front Spring & O.E.M. Number :	
83159	W		TR0027 (4)
R	05-09	ISUZU FTR All Models with O.E.M. Number :	
R	95-18	NPR All Models with O.E.M. Number :	
R	20-23	NPR-HD All Models with 14,000 to 15,000 lb Rear & O.E.M. Number :	
R	20-23	NPR-HD All Models with 15,000 to 16,000 lb Rear & O.E.M. Number :	
R	03-19	NPR-HD All Models with O.E.M. Number :	
R	20-22	NQR All Models with 15,000 to 16,000 lb Rear & O.E.M. Number :	
R	03-19	NQR All Models with O.E.M. Number :	
R	02	NQR All Diesel Models with O.E.M. Number :	
R	95-97	NQR All Diesel Models with O.E.M. Number :	
R	20-23	NRR All Models with 15,000 to 16,000 lb Rear & O.E.M. Number :	
R	05-19	NRR All Models with O.E.M. Number :	
83160	W		
F	02-06	FLEETWOOD BOUNDER All MotorHomes with Freightliner XC Chassis and AS120 Front Suspension & O.E.M. Number :	
F	02	EXPEDITION All MotorHomes with Freightliner XC Chassis and AS120 Front Suspension & O.E.M. Number :	
F	02	WINNEBAGO JOURNEY All MotorHomes with Freightliner XC Chassis and AS120 Front Suspension & O.E.M. Number :	
83162	W		140780(1)/145116 & 406422 & 415010-802(1)
F	87-92	ISUZU FSR All FSR Models with O.E.M. Number :	
F	11	MITSUBISHI FUSO FM330 All Models with O.E.M. Number :	
F	89-13	UD 2600 All Models with O.E.M. Number :	
83163	W		
F	06-09	IC CORPORATION CE SCHOOL BUS	
F	10-21	IC CORPORATION CE SCHOOL BUS All CE Model School Buses (71 Capacity) with 9,000 to 10,000 lb Front Suspension & O.E.M. Number :	
F	08-09	INTERNATIONAL 4300 All Models with 9,000 to 10,000 lb Front Suspension & O.E.M. Number :	
F	08-09	4400 All Models with 9,000 to 10,000 lb Front Suspension & O.E.M. Number :	
F	13	DURASTAR All Models with 9,000 to 10,000 lb Front Suspension & O.E.M. Number :	
F	19-22	MV607 All Models with 9,000 to 10,000 lb Front Suspension & O.E.M. Number :	
F	06-21	INTERNATIONAL (NAVISTAR) CE SCHOOL BUS	
F	99	NONE	
83164	W		
F	99-20	FREIGHTLINER MT45 All MT45 Step Van - w/38" Front Spring & O.E.M. Number :	
F	99-20	MT55 All MT55 Step Van - w/38" Front Spring & O.E.M. Number :	
83166	W		
R	12-20	HINO 195 All Models with Hendrickson Comfort Air Suspension (23,000 lb Capacity) & O.E.M. Number :	
R	06-21	258 All Models with Hendrickson Rear Air Suspension & O.E.M. Number :	

83000 Series

Shock	POP	Alternative No.	MTG Acc. Supplied
Pos.	Year	Application	
83166	W (cont)		
R	08-14	258ALP All Models with Hendrickson Rear Air Suspension & O.E.M. Number :	
R	06-14	258LP All Models with Hendrickson Rear Air Suspension & O.E.M. Number :	
R	05-22	268 All Models with Hendrickson Rear Air Suspension & O.E.M. Number :	
R	08-14	268A All Models with Hendrickson Rear Air Suspension & O.E.M. Number :	
R	22-23	HINO L6	
R	99	LION ELECTRIC LION 6	
83168	W		
R	21-23	FORD F650 All Models with Hendrickson Rear Air Suspension & O.E.M. Number :	
R	15-19	F650 All Models with Hendrickson Rear Air Suspension & O.E.M. Number :	
R	21-23	F750 All Models with Hendrickson Rear Air Suspension & O.E.M. Number :	
R	15-19	F750 All Models with Hendrickson Rear Air Suspension & O.E.M. Number :	
83169	W		
F	08-15	IC CORPORATION BE SCHOOL BUS All School Buses with 7,000 lb Front Axles & O.E.M. Number :	
F	13-18	CE SCHOOL BUS All CE Model School Buses with 6,000 to 8,000 lb Front Axles & O.E.M. Number :	
F	13-18	INTERNATIONAL 4300 All Models with 6,000 to 8,000 lb Front Suspension & O.E.M. Number :	
F	13-18	4400 All Models with 6,000 to 8,000 lb Front Suspension & O.E.M. Number :	
F	15-18	DURASTAR All Models with 6,000 to 8,000 lb Front Suspension & O.E.M. Number :	
F	13	DURASTAR All Models with 6,000 to 8,000 lb Front Suspension & O.E.M. Number :	
F	19	MV607 All Models with 6,000 to 8,000 lb Front Suspension & O.E.M. Number :	
F	14	INTERNATIONAL (NAVISTAR) DURASTAR	
83175	W		
F	14	FORD F650	
F	15	F650 All Models with 10,000 lb Front Suspension & O.E.M. Number :	
F	00-13	F650 All Models with 10,000 lb Front Suspension & O.E.M. Number :	
F	14	F750	
F	15	F750 All Models with 10,000 lb Front Suspension & O.E.M. Number :	
F	04-13	F750 All Models with 10,000 lb Front Suspension & O.E.M. Number :	
F	00-15	GLAVAL BUS CO. CONCORDE II - SERIES	
F	00-15	STARCRAFT BUS CO. ALLSTAR XL & XLT - SERIES	
83180	X		
R	14	INTERNATIONAL TERRASTAR All 4 WD Models with Rear Spring Suspension & O.E.M. Number :	
83209	C		
F	08	COACHMEN AURORA All MotorHomes with Ford F53 Chassis with 16,000 lb to 22,000 lb GVW & O.E.M. Number :	
F	04-06	AURORA All MotorHomes with Ford F53 Chassis with 16,000 lb to 22,000 lb GVW & O.E.M. Number :	
F	11-16	ENCOUNTER All MotorHomes with Ford F53 Chassis with 16,000 lb to 22,000 lb GVW & O.E.M. Number :	
F	08-22	MIRADA All MotorHomes with Ford F53 Chassis with 16,000 lb to 22,000 lb GVW & O.E.M. Number :	

Numerical listing

Shock	POP	Alternative No.	MTG Acc. Supplied
Pos.	Year	Application	
83209	C (cont)		
F	13-22	PURSUIT All MotorHomes with Ford F53 Chassis with 16,000 lb to 22,000 lb GVW & O.E.M. Number :	
F	00-14	DAMON CHALLENGER All MotorHomes with Ford F53 Chassis with 16,000 lb to 22,000 lb GVW & O.E.M. Number :	
F	00-11	DAYBREAK All MotorHomes with Ford F53 Chassis with 16,000 lb to 22,000 lb GVW & O.E.M. Number :	
F	07-11	OUTLAW All MotorHomes with Ford F53 Chassis with 16,000 lb to 22,000 lb GVW & O.E.M. Number :	
F	19-22	ENTEGR COACH EMBLEM All MotorHomes with Ford F53 Chassis with 16,000 lb to 22,000 lb GVW & O.E.M. Number :	
F	19-22	VISION All MotorHomes with Ford F53 Chassis with 16,000 lb to 22,000 lb GVW & O.E.M. Number :	
F	18	FLEETWOOD AXON All MotorHomes with Ford F53 Chassis with 16,000 lb to 22,000 lb GVW & O.E.M. Number :	
F	00-22	BOUNDER All MotorHomes with Ford F53 Chassis with 16,000 lb to 22,000 lb GVW & O.E.M. Number :	
F	15-22	FLAIR All MotorHomes with Ford F53 Chassis with 16,000 lb to 22,000 lb GVW & O.E.M. Number :	
F	00-07	FLAIR All MotorHomes with Ford F53 Chassis with 16,000 lb to 22,000 lb GVW & O.E.M. Number :	
F	00-22	SOUTHWIND All MotorHomes with Ford F53 Chassis with 16,000 lb to 22,000 lb GVW & O.E.M. Number :	
F	11-18	STORM All MotorHomes with Ford F53 Chassis with 16,000 lb to 22,000 lb GVW & O.E.M. Number :	
F	01-07	STORM All MotorHomes with Ford F53 Chassis with 16,000 lb to 22,000 lb GVW & O.E.M. Number :	
F	11-22	FORD MOTORHOME CHASSIS / F53 All F53 Chassis with 16,000 lb to 22,000 lb GVW & O.E.M. Number :	
F	06-09	MOTORHOME CHASSIS / F53 All F53 Chassis with 16,000 lb to 22,000 lb GVW & O.E.M. Number :	
F	99-04	MOTORHOME CHASSIS / F53 All F53 Chassis with 16,000 lb to 22,000 lb GVW & O.E.M. Number :	
F	88-97	MOTORHOME CHASSIS / F53 All F53 Chassis with 16,000 lb to 22,000 lb GVW & O.E.M. Number :	
F	08-17	FOREST RIVER GEORGETOWN All MotorHomes with Ford F53 Chassis with 16,000 lb to 22,000 lb GVW & O.E.M. Number :	
F	12-13	MONACO COACH LA PALMA All MotorHomes with Ford F53 Chassis with 16,000 lb to 22,000 lb GVW & O.E.M. Number :	
F	09	LA PALMA All MotorHomes with Ford F53 Chassis with 16,000 lb to 22,000 lb GVW & O.E.M. Number :	
F	02-06	LA PALMA All MotorHomes with Ford F53 Chassis with 16,000 lb to 22,000 lb GVW & O.E.M. Number :	
F	00	LA PALMA All MotorHomes with Ford F53 Chassis with 16,000 lb to 22,000 lb GVW & O.E.M. Number :	
F	06-14	MONARCH All MotorHomes with Ford F53 Chassis with 16,000 lb to 22,000 lb GVW & O.E.M. Number :	
F	01-02	MONARCH All MotorHomes with Ford F53 Chassis with 16,000 lb to 22,000 lb GVW & O.E.M. Number :	
F	19-22	WINNEBAGO ADVENTURER All MotorHomes with Ford F53 Chassis with 16,000 lb to 22,000 lb GVW & O.E.M. Number :	
F	92-17	ADVENTURER All MotorHomes with Ford F53 Chassis with 16,000 lb to 22,000 lb GVW & O.E.M. Number :	
F	18-20	INTENET All MotorHomes with Ford F53 Chassis with 16,000 lb to 22,000 lb GVW & O.E.M. Number :	
F	02-17	SIGHTSEER All MotorHomes with Ford F53 Chassis with 16,000 lb to 22,000 lb GVW & O.E.M. Number :	

Numerical listing

Shock	POP	Alternative No.	MTG Acc. Supplied
Pos.	Year	Application	
83209	C	(cont)	
F	16-17	SUNOVA All MotorHomes with Ford F53 Chassis with 16,000 lb to 22,000 lb GVW & O.E.M. Number :	
F	02-07	SUNOVA All MotorHomes with Ford F53 Chassis with 16,000 lb to 22,000 lb GVW & O.E.M. Number :	
F	16-22	SUNSTAR All MotorHomes with Ford F53 Chassis with 16,000 lb to 22,000 lb GVW & O.E.M. Number :	
F	02-04	SUNSTAR All MotorHomes with Ford F53 Chassis with 16,000 lb to 22,000 lb GVW & O.E.M. Number :	
F	16-18	SUNSTAR LX All MotorHomes with Ford F53 Chassis with 16,000 lb to 22,000 lb GVW & O.E.M. Number :	
F	07-22	VISTA All MotorHomes with Ford F53 Chassis with 16,000 lb to 22,000 lb GVW & O.E.M. Number :	
F	02-04	VISTA All MotorHomes with Ford F53 Chassis with 16,000 lb to 22,000 lb GVW & O.E.M. Number :	
F	16-18	VISTA LX All MotorHomes with Ford F53 Chassis with 16,000 lb to 22,000 lb GVW & O.E.M. Number :	
83215	W	401754 (4)	
R	86-94	FORD F600 All Models with O.E.M. Number :	
R	80-90	F600 All Models with 17000 & 18000 lb Rear Axle & O.E.M. Number :	
R	86-98	F700 All Models with O.E.M. Number :	
R	80-90	F700 All Models with 17000 & 18000 lb Rear Axle & O.E.M. Number :	
R	86-87	HINO FD16 All Models with O.E.M. Number :	
R	88-92	FD17 All Models with O.E.M. Number :	
R	93-97	FD2218 All (FD5H). FE5H, FF5H & O.E.M. Number :	
R	98	FE2620 All Models with O.E.M. Number :	
83216	W	140149 (1)	
R	92	HINO FA15 All FA, FB Models Trucks with O.E.M. Number :	
R	93-97	FA1415 All (FA15)with O.E.M. Number :	
R	93-97	FA1415 All FA, FB Models Trucks with O.E.M. Number :	
R	93-97	FA1415 All Models with O.E.M. Number :	
R	98-04	FA1517 All FA, FB Models Trucks with O.E.M. Number :	
R	98	FA1517 All Models with O.E.M. Number :	
R	89-91	FB14 All FA, FB Models Trucks with O.E.M. Number :	
R	92	FB15 All FA, FB Models Trucks with O.E.M. Number :	
R	93-97	FB1715 All FA, FB Models Trucks with O.E.M. Number :	
R	93-97	FB1715 All Models with O.E.M. Number :	
R	98-04	FB1817 All FA, FB Models Trucks with O.E.M. Number :	
R	98	FB1817 All Models with O.E.M. Number :	
F	93-97	FD2218 All (FD5H). FE5H, FF5H with O.E.M. Number :	
F	86-87	FE16 All Models with O.E.M. Number :	
F	90-91	GC17 All Models with O.E.M. Number :	
F	92	GC20 All Models with O.E.M. Number :	
83221	D		
R	92-99	CHEVROLET C4500 KODIAK	
R	83-89	C4500 KODIAK	
R	92-99	C5500 KODIAK	
R	83-89	C5500 KODIAK	
R	90-91	C5500 KODIAK All C Chassis - Conventional Cab with 9100 to 17500 lb Rear Axle & O.E.M. Number :	
R	92-96	C6500 KODIAK	
R	83-89	C6500 KODIAK	
R	97-99	C6500 KODIAK All Conventional Cab with 9100 to 17500 lb Rear Axle & O.E.M. Number :	
R	90-99	GMC C6500 TOPKICK	

83000 Series

Shock	POP	Alternative No.	MTG Acc. Supplied
Pos.	Year	Application	
83225	W	401754 (4)	
R	70-90	FORD F600 All Models with 13000 & 15000 lb Rear Axle & O.E.M. Number :	
R	80-90	F700 All Models with 13000 & 15000 lb Rear Axle & O.E.M. Number :	
R	80-85	LN600 All Models with 11000, 13000, 15000, 17000 lb Axles & O.E.M. Number :	
83243	N		
R	19-21	CHEVROLET SILVERADO 4500 HD All Models with 4 x 4 Rear & O.E.M. Number :	
R	19-22	SILVERADO 5500 HD All Models with 4 x 4 Rear & O.E.M. Number :	
R	19-22	SILVERADO 6500 HD All Models with 4 x 4 Rear & O.E.M. Number :	
R	19-22	INTERNATIONAL CV515 All Models with 4 x 4 Rear & O.E.M. Number :	
83308	W	140149 (1)	
F	80-86	FORD C600 All Models with 3100 lb Spring and 7000 lb Axle & O.E.M. Number :	
F	80-86	C700 All Models with 3100 lb Spring and 7000 lb Axle & O.E.M. Number :	
F	80-86	C7000 All Models with 3100 lb Spring and 7000 lb Axle & O.E.M. Number :	
F	80-85	LN600 All Models with 3000, 3300 lb Springs and 5000, 5500, 6000, 7000 lb Axles & O.E.M. Number :	
83309	W	140149 (1)	
F	80-94	FORD B600 All B - Series - Bus Cowl Chassis & O.E.M. Number :	
F	80-94	B700 All B - Series - Bus Cowl Chassis & O.E.M. Number :	
F	85-87	B7000 All B - Series - Bus Cowl Chassis & O.E.M. Number :	
F	80-94	F600 All All Models Exc. 9000 lb Axle with H.D. Suspension & 12000 lb Axle & O.E.M. Number :	
F	90	F600 All Models with Multileaf Spring & O.E.M. Number :	
F	80-94	F700 All All Models Exc. 9000 lb Axle with H.D. Suspension & 12000 lb Axle & O.E.M. Number :	
F	90	F700 All Models with Multileaf Spring & O.E.M. Number :	
F	80-87	F7000 All All Models Exc. 9000 lb Axle with H.D. Suspension & 12000 lb Axle & O.E.M. Number :	
83312	W	140149 (1)	
F	80-86	FORD C600 All Models with 4040, 5040 lb Springs and 7000, 9000, 12000 lb Axles & O.E.M. Number :	
F	80-86	C700 All Models with 4040, 5040 lb Springs and 7000, 9000, 12000 lb Axles & O.E.M. Number :	
F	80-86	C7000 All Models with 4040, 5040 lb Springs and 7000, 9000, 12000 lb Axles & O.E.M. Number :	
F	80-85	LN600 All Models with 4400 lb Spring and 7000, 9000 lb Axles & O.E.M. Number :	
F	01	KENWORTH K300 All Models with Multiple Leaf Springs on Front Axle (3/4" Mounting bolts) & O.E.M. Number :	
F	96-97	K300 All Models with Multiple Leaf Springs on Front Axle (3/4" Mounting bolts) & O.E.M. Number :	
83314	W	140149 (1)	
F	83-89	FORD F600 All Models with 9000 lb Axle with H.D. Suspension & 12000 lb Axle & O.E.M. Number :	
F	94-98	F700 All Models with Taperleaf Springs and with 6000, 7000, 8500, 9000 lb Axle & O.E.M. Number :	
F	83-89	F700 All Models with 9000 lb Axle with H.D. Suspension & 12000 lb Axle & O.E.M. Number :	
F	83-87	F7000 All Models with 9000 lb Axle with H.D. Suspension & 12000 lb Axle & O.E.M. Number :	
83317	W	141083 (1)	
R	14	FORD F650	

Numerical listing

Shock	POP	Alternative No.	MTG Acc. Supplied
Pos.	Year	Application	
83317	W	(cont) 141083 (1)	
R	15	F650 All Models with 22,000 lb Multi-leaf Rear Springs & O.E.M. Number :	
R	04-13	F650 All Models with 22,000 lb Multi-leaf Rear Springs & O.E.M. Number :	
R	14	F750	
R	15	F750 All Models with 22,000 lb Multi-leaf Rear Springs & O.E.M. Number :	
R	04-13	F750 All Models with 22,000 lb Multi-leaf Rear Springs & O.E.M. Number :	
R	04-11	GLAVAL BUS CO. CONCORDE II - SERIES	
R	08-15	IC CORPORATION BE SCHOOL BUS All School Buses with O.E.M. Number :	
R	05-09	IC CORPORATION CE SCHOOL BUS	
R	10-13	IC CORPORATION CE SCHOOL BUS All CE Model School Buses with 22,000 lb Rear Spring Suspension & O.E.M. Number :	
R	02-13	INTERNATIONAL 4300 All Models with 22,000 lb Rear Spring Suspension & O.E.M. Number :	
R	03-13	4400 All Models with 22,000 lb Rear Spring Suspension & O.E.M. Number :	
R	13	DURASTAR All Models with 22,000 lb Rear Spring Suspension & O.E.M. Number :	
R	05-13	INTERNATIONAL (NAVISTAR) CE SERIES SCHOOL BUS	
83364	W		
R	12-17	INTERNATIONAL TERRASTAR All Models with 10,000 & 13,500 lb Vari-Rate Rear Spring Suspension & O.E.M. Number :	
83391	W	145177 (2)	
F	15-21	HINO 258 All Models with O.E.M. Number :	
F	15-22	268 All Models with O.E.M. Number :	
83397	N		
F	19-21	CHEVROLET SILVERADO 4500 HD All Models with Taperleaf Front & O.E.M. Number :	
F	23	SILVERADO 5500 HD	
F	19-22	SILVERADO 5500 HD All Models with Taperleaf Front & O.E.M. Number :	
F	23	SILVERADO 6500 HD	
F	19-22	SILVERADO 6500 HD All Models with Taperleaf Front & O.E.M. Number :	
F	23	INTERNATIONAL CV515	
F	19-22	INTERNATIONAL CV515 All Models with Taperleaf Front & O.E.M. Number :	
F	99	INTERNATIONAL NONE	
83398	N		
R	19-21	CHEVROLET SILVERADO 4500 HD All Models with 11K, 13.5K or 15.5K VARI-RATE Rear Suspension & O.E.M. Number :	
R	23	SILVERADO 5500 HD	
R	19-22	SILVERADO 5500 HD All Models with 11K, 13.5K or 15.5K VARI-RATE Rear Suspension & O.E.M. Number :	
R	23	SILVERADO 6500 HD	
R	19-22	SILVERADO 6500 HD All Models with 11K, 13.5K or 15.5K VARI-RATE Rear Suspension & O.E.M. Number :	
R	23	INTERNATIONAL CV515	
R	19-22	INTERNATIONAL CV515 All Models with 11K, 13.5K or 15.5K VARI-RATE Rear Suspension & O.E.M. Number :	
83456	D	142998 (2)	
F	10	IC CORPORATION RE SCHOOL BUS All RE Model School Buses with O.E.M. Number :	

Numerical listing

Shock	POP	Alternative No.	MTG Acc. Supplied
Pos.	Year	Application	
83515	W	140885 (1)	
F	87-10	CHEVROLET W4500 TILTMASER All Models with 11000 lb & 13000 lb Suspension & O.E.M. Number :	
F	88-10	W5500 TILTMASER All Models with 11000 lb & 13000 lb Suspension & O.E.M. Number :	
F	87-96	W6500 TILTMASER All Models with 11000 lb & 13000 lb Suspension & O.E.M. Number :	
F	92-10	GMC W4500 FORWARD All Models with 11000 lb & 13000 lb Suspension & O.E.M. Number :	
F	88-10	W5500 FORWARD All Models with 11000 lb & 13000 lb Suspension & O.E.M. Number :	
F	87-96	W6500 FORWARD All Models with 11000 lb & 13000 lb Suspension & O.E.M. Number :	
F	87-92	ISUZU FSR All Models with O.E.M. Number :	
F	05-09	FTR All Models with O.E.M. Number :	
F	86-18	NPR All Models with O.E.M. Number :	
F	99-23	NPR-HD All Models with O.E.M. Number :	
F	94-22	NQR All Models with O.E.M. Number :	
F	05-22	NRR All Models with O.E.M. Number :	
F	88-94	NRR All Models with O.E.M. Number :	
F	99-04	UD 1200 All Models with O.E.M. Number :	
F	05-07	1300 All Models with O.E.M. Number :	
F	94-10	1400 All Models with O.E.M. Number :	
83518	W	141041 (1)/TR0027 (2)	
F	13-20	HINO 155 All Models with O.E.M. Number :	
F	12-20	195 All Models with O.E.M. Number :	
83519	W	401011 (4)	
R	16-20	HINO 155 All Models with O.E.M. Number :	
R	12-20	195 All Models with O.E.M. Number :	
83613	W	141083 (2)	
R	87-96	ISUZU FSR All Models with O.E.M. Number :	
R	90-96	FTR All Models with O.E.M. Number :	
R	88	FTR All Models with O.E.M. Number :	
85000 Series			
85001	A	401754 (4)	
F	01	KENWORTH K300 All Models with Taper Leaf Springs on Front Axle (1" Mounting bolts) & O.E.M. Number :	
F	96-97	K300 All Models with Taper Leaf Springs on Front Axle (1" Mounting bolts) & O.E.M. Number :	
85006	A		
F	95-05	FREIGHTLINER FL50 All Models with 10,000 to 18,000 lb Suspension & O.E.M. Number :	
F	91-05	FL60 All Models with 10,000 to 18,000 lb Suspension & O.E.M. Number :	
85007	W	401754 (4)	
F	01	KENWORTH K300 All Models with O.E.M. Number :	
F	96-97	K300 All Models with O.E.M. Number :	
R	98	SPARTAN MOTORS MOUNTAIN MASTER All Models with O.E.M. Number :	
85009	W	145054 (1)	
F	91-94	MITSUBISHI FUSO FK All FK457 Models with O.E.M. Number :	
F	88-91	FK All FK455 Models with O.E.M. Number :	
85010	W		
R	11-21	FORD F59 All F59 Commercial Chassis with 16,000 lb or 19,500 GVW & O.E.M. Number :	

83000 Series, 85000 Series

Shock	POP	Alternative No.	MTG Acc. Supplied
Pos.	Year	Application	
85010	W (cont)		
R	88-97	F59 All F59 Commercial Chassis with 16,000 lb or 19,500 GVW & O.E.M. Number :	
R	11-20	MOTORHOME CHASSIS / F53 All F53 Stripped Chassis With BT Delivery Van Pack, 16,000 LB. GVW & O.E.M. Number :	
85012	A	145080 (2)	
R	86-95	ISUZU NPR All Models with O.E.M. Number :	
F	13	PETERBILT 220 All Models with 12,000 lb Front Axle & O.E.M. Number :	
F	07	220 All Models with 12,000 lb Front Axle & O.E.M. Number :	
F	08-19	325 All Models with 12000 lb Set Back Front Axle & O.E.M. Number :	
85013	B		
F	11-21	FORD F59 All F59 Commercial Chassis with 16,000 lb to 22,000 GVW & O.E.M. Number :	
F	88-97	F59 All F59 Commercial Chassis with 16,000 lb to 22,000 GVW & O.E.M. Number :	
F	11-20	MOTORHOME CHASSIS / F53 All F53 Stripped Chassis Commercial Stripped Chassis, 19,500 lb to 22,000 lb GVW & O.E.M. Number :	
R	13-22	PETERBILT 220 All Models with Reyco 102AR Rear Air Suspension & O.E.M. Number :	
R	07	220 All Models with Reyco 102AR Rear Air Suspension & O.E.M. Number :	
85029	B		
R	02-06	FLEETWOOD BOUNDER All MotorHomes with Freightliner XC Chassis and ADL200 Suspension w/ 20K Rear & O.E.M. Number :	
R	97-00	SPARTAN MOTORS ALPINE All MotorHome Chassis with O.E.M. Number :	
R	02	WINNEBAGO JOURNEY All MotorHomes with Freightliner XC Chassis and ADL200 Suspension w/ 20K Rear & O.E.M. Number :	
85030	C		
R	00	SPARTAN MOTORS HIGHLANDER All Models with I Beam Front Suspension & O.E.M. Number :	
R	97-98	HIGHLANDER All Models with I Beam Front Suspension & O.E.M. Number :	
R	98	MOUNTAIN MASTER All Models with I Beam Front Suspension & O.E.M. Number :	
R	98	MOUNTAIN MASTER All Models with Independent Front Granning Suspension & O.E.M. Number :	
85031	D	145147(1)/TR0027(2)	
F	01	KENWORTH K300 All Models with 12,000 lb Taper Leaf Front Springs (5/8" Top Mounting bolt) & O.E.M. Number :	
F	96-97	K300 All Models with 12,000 lb Taper Leaf Front Springs (5/8" Top Mounting bolt) & O.E.M. Number :	
F	08-13	T170 All Models with 8,000 lb Taper Leaf Front Springs & O.E.M. Number :	
F	08-10	T270 All Models with 12,000 lb Front Axle & O.E.M. Number :	
F	99-08	T300 All Models with 12,000 lb Taper Leaf Front Springs (5/8" Top Mounting bolt) & O.E.M. Number :	
85043	C		
F	99-04	FREIGHTLINER FC70 All Models with 6000 to 9000 lb Front axle & O.E.M. Number :	
F	95-05	FL50 All Models with 6000 to 9000 lb Front axle & O.E.M. Number :	
F	91-05	FL60 All Models with 6000 to 9000 lb Front axle & O.E.M. Number :	
85054	W	145080 (2)	
F	96-97	FORD CF7000 All Models with 16000 lb. Multileaf Spring & O.E.M. Number :	

Numerical listing

Shock	POP	Alternative No.	MTG Acc. Supplied
Pos.	Year	Application	
85058	B		
F	98-22	FREIGHTLINER MT45 All Step Van Models with O.E.M. Number :	
85063	W	145080 (2)	
F	94-97	FORD F700 All Models with 52" or 54" Taperleaf Springs and with 10000 or 12000 lb Axle & O.E.M. Number :	
85069	A	145089-000 (2)	
R	08-23	KENWORTH T270 All Models with AG210L Rear Air Suspension & O.E.M. Number :	
R	07-22	PETERBILT 330 All Models with Peterbilt Low Air Leaf Suspension & O.E.M. Number :	
R	03-05	330 All Models with Peterbilt Low Air Leaf Suspension & O.E.M. Number :	
R	22-23	536 All Models with Peterbilt Low Air Leaf Suspension & O.E.M. Number :	
85070	A	401754 (2)	
F	11	KENWORTH T700 All Models with 13,000 lb Front Axle & O.E.M. Number :	
85071	W	145054 (2)	
R	93-02	CHEVROLET B7 All Models with 15000, 19000, 21000 lb Multileaf Springs & O.E.M. Number :	
R	03-09	C4500 KODIAK All C Chassis - Conventional Cab With 15000, 19000, 21000 lb Multileaf Springs & O.E.M. Number :	
R	03-09	C5500 KODIAK All C Chassis - Conventional Cab With 15000, 19000, 21000 lb Multileaf Springs & O.E.M. Number :	
R	90-91	C5500 KODIAK All C Chassis - Conventional Cab With 15000, 19000, 21000 lb Multileaf Springs & O.E.M. Number :	
R	97-09	C6500 KODIAK All Conventional Cab w/15000, 19000, 21000 lb Multileaf Springs & O.E.M. Number :	
R	04-06	T6500 All Tilt Cab w/15000, 19000, 21000 lb Multileaf Springs & O.E.M. Number :	
R	97-02	T6500 All Tilt Cab w/15000, 19000, 21000 lb Multileaf Springs & O.E.M. Number :	
R	03-09	GMC C4500 TOPKICK All C Chassis - Conventional Cab With 15000, 19000, 21000 lb Multileaf Springs & O.E.M. Number :	
R	03-09	C5500 TOPKICK All C Chassis - Conventional Cab With 15000, 19000, 21000 lb Multileaf Springs & O.E.M. Number :	
R	04-06	T6500 All Tilt Cab w/15000, 19000, 21000 lb Multileaf Springs & O.E.M. Number :	
R	97-02	T6500 All Tilt Cab w/15000, 19000, 21000 lb Multileaf Springs & O.E.M. Number :	
R	97-02	ISUZU FSR All Models with 15000, 19000, 21000 lb Multileaf Springs & O.E.M. Number :	
F	18-20	FTR All FTR Diesel Models with Std Cab & O.E.M. Number :	
R	90-09	FTR All Models with 15000, 19000, 21000 lb Multileaf Springs & O.E.M. Number :	
R	03-08	FVR All Models with 15000, 19000, 21000 lb Multileaf Springs & O.E.M. Number :	
85072	C		
R	19-22	INTERNATIONAL HV607 All Models with Hendrickson Primaax 230/460 Air Suspension with 9" Ride Height & O.E.M. Number :	
R	08-22	KENWORTH T270 All Models with Hendrickson Primaax 230 or 232, Air Suspension (8-1/2" to 10" Ride Height) & O.E.M. Number :	
85082	W		
R	16-17	IC CORPORATION CE SCHOOL BUS All CE Model School Buses with 20,000 lb Rear Air Suspension & O.E.M. Number :	

Numerical listing

Shock	POP	Alternative No.	MTG Acc. Supplied
Pos.	Year	Application	
85084	C		
F	10-14	KENWORTH T270 All Models with 10,000 lb to 12,000 lb Front Axle & O.E.M. Number :	
F	10-14	T270 All Models with 13,200 lb to 14,600 lb Front Axle & O.E.M. Number :	
F	10-14	T270 All Models with 8,000 lb Front Axle & O.E.M. Number :	
F	08-15	PETERBILT 325 All Models with 8,000 lb Front Axle & O.E.M. Number :	
85124	W		145054 (2)
R	09	MONACO COACH LA PALMA All Models with W20 & W22 Workhorse Motorhome Chassis & O.E.M. Number :	
R	04-06	LA PALMA All Models with W20 & W22 Workhorse Motorhome Chassis & O.E.M. Number :	
R	06-11	MONARCH All Models with W20 & W22 Workhorse Motorhome Chassis & O.E.M. Number :	
R	04-09	WINNEBAGO ADVENTURER All Models with W20 & W22 Workhorse Motorhome Chassis & O.E.M. Number :	
R	04-09	WORKHORSE W20 All Models with O.E.M. Number :	
R	04-09	W22 All Models with O.E.M. Number :	
R	04-09	W24 All Models with O.E.M. Number :	
85125	W		
F	09	MONACO COACH LA PALMA All Models with W20 & W22 Workhorse Motorhome Chassis & O.E.M. Number :	
F	02-06	LA PALMA All Models with W20 & W22 Workhorse Motorhome Chassis & O.E.M. Number :	
F	00	LA PALMA All Models with W20 & W22 Workhorse Motorhome Chassis & O.E.M. Number :	
F	06-11	MONARCH All Models with W20 & W22 Workhorse Motorhome Chassis & O.E.M. Number :	
F	01-02	MONARCH All Models with W20 & W22 Workhorse Motorhome Chassis & O.E.M. Number :	
F	98-11	WINNEBAGO ADVENTURER All Models with W20 & W22 Workhorse Motorhome Chassis & O.E.M. Number :	
F	01-09	WORKHORSE W20 All Models with O.E.M. Number :	
F	01-09	W22 All Models with O.E.M. Number :	
F	04-09	W24 All Models with O.E.M. Number :	
85180	X		
R	21-23	FORD F650 All Models with 13,500, 15,500 & 19,000 lb Multi-leaf Rear Springs & O.E.M. Number :	
R	15-19	F650 All Models with 13,500, 15,500 & 19,000 lb Multi-leaf Rear Springs & O.E.M. Number :	
R	21-23	F750 All Models with 13,500, 15,500 & 19,000 lb Multi-leaf Rear Springs & O.E.M. Number :	
R	15-19	F750 All Models with 13,500, 15,500 & 19,000 lb Multi-leaf Rear Springs & O.E.M. Number :	
85181	W		
F	21-23	FORD F650 All Models with 19.5" or 22.5" Wheels (22,000 lb GVW) & O.E.M. Number :	
F	15-19	F650 All Models with 19.5" or 22.5" Wheels (22,000 lb GVW) & O.E.M. Number :	
F	21-23	F750 All Models with 19.5" or 22.5" Wheels (22,000 lb GVW) & O.E.M. Number :	
F	15-19	F750 All Models with 19.5" or 22.5" Wheels (22,000 lb GVW) & O.E.M. Number :	
85182	W		145089-200 (2)
F	13-23	KENWORTH K270 All Models with 10,000 lb to 12,000 lb Front Axle & O.E.M. Number :	

85000 Series

Shock	POP	Alternative No.	MTG Acc. Supplied
Pos.	Year	Application	
85182	W (cont)		145089-200 (2)
F	13-22	PETERBILT 220 All Models with 12,000 lb Front Axle & O.E.M. Number :	
85301	W		401754 (4)
F	91-97	FORD CF7000 All Models with 12000 lb or 13000 lb Axle & O.E.M. Number :	
85302	D		401754 (4)
R	91-97	FORD CF7000 All Models with 12000 lb or 13000 lb Axle	
85310	A		141108 (1)
R	01	KENWORTH K300 All All with Air Glide 100 Suspension with 8 air bags & O.E.M. Number (4 units required) :	
R	96-97	K300 All All with Air Glide 100 Suspension with 8 air bags & O.E.M. Number (4 units required) :	
85314	W		401754 (4)
R	94	FORD B700 All Models with with 15000, 17500, 19000 lb Taperleaf Springs & O.E.M. Number :	
R	94-98	F700 All Models with with 15000, 17500, 19000 lb Taperleaf Springs & O.E.M. Number :	
85331	C		
R	05-15	FREIGHTLINER M2 All Models with Freightliner Low Profile Rear Air Suspension & O.E.M. Number :	
R	02-10	M2 100 All Models with Freightliner Low Profile Rear Air Suspension & O.E.M. Number :	
R	02-15	M2 106 All Models with Freightliner Low Profile Rear Air Suspension & O.E.M. Number :	
R	99-22	MT55 All Models with Freightliner Low Profile Rear Air Suspension & O.E.M. Number :	
85332	W		145128 (1)
F	10	IC CORPORATION RE SCHOOL BUS All RE Model School Buses with 12,000 to 14,000 lb Front Axles & O.E.M. Number :	
85335	W		
R	05-21	FREIGHTLINER M2 All Models with Rear 10000 lb - 15000 lb Low Profile AirLiner & O.E.M. Number :	
R	02-10	M2 100 All Models with Rear 10000 lb - 15000 lb Low Profile AirLiner & O.E.M. Number :	
R	02-23	M2 106 All Models with Rear 10000 lb - 15000 lb Low Profile AirLiner & O.E.M. Number :	
85351	X		145090 (1)
F	10	IC CORPORATION RE SCHOOL BUS All RE Model School Buses with O.E.M number & O.E.M. Number :	
85376	W		401754 (4)
F	92-97	FORD CF7000 All Models with 9000 lb Axle	
F	92-97	CF7000 All Models with 9000 lb Axle & O.E.M. Number :	
85649	W		143146 (1)
F	12-18	RAM 4500 All Models with O.E.M. Number :	
F	12-18	5500 All Models with O.E.M. Number :	
F	08-10	STERLING TRUCK BULLET 45 All Models with O.E.M. Number :	
F	08-10	BULLET 55 All Models with O.E.M. Number :	
85650	W		
R	12-18	RAM 4500 All Models with O.E.M. Number :	
R	12-18	5500 All Models with O.E.M. Number :	
R	08-10	STERLING TRUCK BULLET 45 All Models with O.E.M. Number :	
R	08-10	BULLET 55 All Models with O.E.M. Number :	

Numerical listing

Shock	POP	Alternative No.	MTG Acc. Supplied
Pos.	Year	Application	
85656	N		
R	20-22	INTERNATIONAL MV607 All Models with 20,000 lb International IROS Air Suspension & O.E.M. Number :	
85670	N		
R	19-21	CHEVROLET SILVERADO 4500 HD All Models with IROS Rear & O.E.M. Number :	
R	19-22	SILVERADO 5500 HD All Models with IROS Rear & O.E.M. Number :	
R	19-22	SILVERADO 6500 HD All Models with IROS Rear & O.E.M. Number :	
R	19-22	INTERNATIONAL CV515 All Models with IROS Rear & O.E.M. Number :	
85716	W		145093 (1)
R	90-94	FORD F600 LPO All Models with O.E.M. Number & O.E.M. Number :	
R	90-94	F700 LPO All Models with O.E.M. Number & O.E.M. Number :	
85724	A		
R	05-07	DYNAMAX CORP DYNAQUEST All Models with Airliner 18,000 lb Rear Air Suspension & O.E.M. Number :	
R	09-14	DYNAQUEST ST All Models with Airliner 18,000 lb Rear Air Suspension & O.E.M. Number :	
R	05-23	FREIGHTLINER B2 All Models with FAS II (40,000 lb) Rear Air Suspension & O.E.M. Number :	
R	95-05	FL50 All Models with Airliner 18,000 lb Rear Air Suspension & O.E.M. Number :	
R	91-05	FL60 All Models with Airliner 18,000 lb Rear Air Suspension & O.E.M. Number :	
R	05-21	M2 All Models with Airliner 18,000 lb Rear Air Suspension & O.E.M. Number :	
R	02-10	M2 100 All Models with Airliner 18,000 lb Rear Air Suspension & O.E.M. Number :	
R	02-23	M2 106 All Models with Airliner 18,000 lb Rear Air Suspension & O.E.M. Number :	
R	03-10	STERLING TRUCK ACTERRA All Models with Airliner 18,000 lb Rear Air Suspension & O.E.M. Number :	
R	01-07	ACTERRA 5500 All Models with Airliner 18,000 lb Rear Air Suspension & O.E.M. Number :	
R	01-07	ACTERRA 6500 All Models with Airliner 18,000 lb Rear Air Suspension & O.E.M. Number :	
85900	B		145054 (2)
F	02-06	FLEETWOOD BOUNDER All Models with Freightliner XC Chassis with ZF - IFS Front Suspension and 23,000 lb GVW or Greater & O.E.M. Number :	
F	02	EXPEDITION All Models with Freightliner XC Chassis with ZF - IFS Front Suspension and 23,000 lb GVW or Greater & O.E.M. Number :	
R	01	KENWORTH K300 All Models with Air Glide 200 Rear Suspension & O.E.M. Number :	
R	96-97	K300 All Models with Air Glide 200 Rear Suspension & O.E.M. Number :	
85902	D		145054 (2)
R	01	KENWORTH K300 All All with Air Glide 200 with 46,000 lb Suspension with 8 air bags, 4 units required	
R	96-97	K300 All All with Air Glide 200 with 46,000 lb Suspension with 8 air bags, 4 units required	
R	95-08	T300 All All with Air Glide 200 with 46,000 lb Suspension with 8 air bags, 4 units required	
85909	C		
F	00	SPARTAN MOTORS HIGHLANDER All Models with I Beam Front Suspension & O.E.M. Number :	
F	97-98	HIGHLANDER All Models with I Beam Front Suspension & O.E.M. Number :	
F	98	MOUNTAIN MASTER All Models with I Beam Front Suspension & O.E.M. Number :	

Numerical listing

Shock	POP	Alternative No.	MTG Acc. Supplied
Pos.	Year	Application	
85918			
F	05-23	FREIGHTLINER B2 All Models with 12000 lb Taperleaf Front Suspension & O.E.M. Number :	
85919			
F	99-22	FREIGHTLINER MT55 All Models with O.E.M. Number :	
85920			
F	05-07	DYNAMAX CORP DYNAQUEST All Models with 10000 to 12000 lb. Taper-leaf Spring Suspension & O.E.M. Number :	
F	02-08	FREIGHTLINER M2 106 All Models with 10000 to 12000 lb. Taper-leaf Spring Suspension & O.E.M. Number :	
F	02-08	M2 106 All Models with 6000 to 9000 lb Front axle & O.E.M. Number :	
85921			
R	05-21	W	145054 (1) FREIGHTLINER M2 All Models with Rear 60" Spring ,18000 lb - 23000 lb & O.E.M. Number :
R	02-10	M2 100 All Models with Rear 60" Spring ,18000 lb - 23000 lb & O.E.M. Number :	
R	02-23	M2 106 All Models with Rear 60" Spring ,18000 lb - 23000 lb & O.E.M. Number :	
85923			
R	08-09	INTERNATIONAL 4300 All Models with International Rear Air Suspension & O.E.M. Number :	
R	08-09	4400 All Models with International Rear Air Suspension & O.E.M. Number :	
R	99	INTERNATIONAL (NAVISTAR) NONE	
85926			
R	15	D FORD F650 All Models with 21,000 lb Rear Air Suspension & O.E.M. Number :	
R	04-13	F650 All Models with 21,000 lb Rear Air Suspension & O.E.M. Number :	
R	15	F750 All Models with 21,000 lb Rear Air Suspension & O.E.M. Number :	
R	04-13	F750 All Models with 21,000 lb Rear Air Suspension & O.E.M. Number :	
R	10-18	IC CORPORATION CE SCHOOL BUS All CE Model School Buses with 20,000 lb International IROS Air Suspension & O.E.M. Number :	
85927			
R	15	W FORD F650 All Models with International Air Suspension (4x2) & O.E.M. Number :	
R	04-13	F650 All Models with International Air Suspension (4x2) & O.E.M. Number :	
R	15	F750 All Models with International Air Suspension (4x2) & O.E.M. Number :	
R	04-13	F750 All Models with International Air Suspension (4x2) & O.E.M. Number :	
85928			
F	15	W FORD F650 All Models with 12,000 & 13,200 lb Front Springs & O.E.M. Number :	
F	00-13	F650 All Models with 12,000 & 13,200 lb Front Springs & O.E.M. Number :	
F	15	F750 All Models with 12,000 & 13,200 lb Front Springs & O.E.M. Number :	
F	04-13	F750 All Models with 12,000 & 13,200 lb Front Springs & O.E.M. Number :	
F	99	INTERNATIONAL (NAVISTAR) NONE	
85932			
F	03-10	C STERLING TRUCK ACTERRA All Models with Hendrickson Front Airtek & O.E.M. Number :	
F	01-07	ACTERRA 5500 All Models with Hendrickson Front Airtek & O.E.M. Number :	

85000 Series

Shock	POP	Alternative No.	MTG Acc. Supplied
Pos.	Year	Application	
85932			
F	01-07	C (cont) ACTERRA 6500 All Models with Hendrickson Front Airtek & O.E.M. Number :	
85956			
R	05-21	C FREIGHTLINER M2 All Models with Freightliner TufTrac Rear Air Suspension & O.E.M. Number :	
R	02-10	M2 100 All Models with Freightliner TufTrac Rear Air Suspension & O.E.M. Number :	
R	02-23	M2 106 All Models with Freightliner TufTrac Rear Air Suspension & O.E.M. Number :	
R	03-10	STERLING TRUCK ACTERRA All Models with Freightliner TufTrac Rear Air Suspension & O.E.M. Number :	
85957			
F	02-15	D INTERNATIONAL 4300 All Models with 12,000 lb Front axle & O.E.M. Number :	
F	03-15	4400 All Models with 12,000 lb Front axle & O.E.M. Number :	
F	13	DURASTAR All Models with 12,000 lb Front axle & O.E.M. Number :	
F	19-20	HV607 All Models with 16,000 lb to 23,000 lb Parabolic Taperleaf Springs & O.E.M. Number :	
F	99	INTERNATIONAL (NAVISTAR) NONE	
85959			
F	09-23	B FREIGHTLINER M2 106 All Models with 8000 to 16000 lb Front Axle and Taperleaf Spring & O.E.M. Number :	
85976			
R	15	D FORD F650 All Models with Hendrickson HAS - 230 Rear Air Suspension & O.E.M. Number :	
R	03-13	F650 All Models with Hendrickson HAS - 230 Rear Air Suspension & O.E.M. Number :	
R	15	F750 All Models with Hendrickson HAS - 230 Rear Air Suspension & O.E.M. Number :	
R	04-13	F750 All Models with Hendrickson HAS - 230 Rear Air Suspension & O.E.M. Number :	
R	02-20	INTERNATIONAL 4300 All Models with Hendrickson HAS - 230 Rear Air Suspension & O.E.M. Number :	
R	03-19	4400 All Models with Hendrickson HAS - 230 Rear Air Suspension & O.E.M. Number :	
R	13	DURASTAR All Models with Hendrickson HAS - 230 Rear Air Suspension & O.E.M. Number :	
R	19-22	MV607 All Models with Hendrickson HAS - 230 Rear Air Suspension & O.E.M. Number :	
85978			
R	21-23	C FORD F650 All Models with Hendrickson HAS - 400/460 Rear Air Suspension & O.E.M. Number :	
R	15-19	F650 All Models with Hendrickson HAS - 400/460 Rear Air Suspension & O.E.M. Number :	
R	21-23	F750 All Models with Hendrickson HAS - 400/460 Rear Air Suspension & O.E.M. Number :	
R	15-19	F750 All Models with Hendrickson HAS - 400/460 Rear Air Suspension & O.E.M. Number :	
85986			
F	10	X IC CORPORATION RE SCHOOL BUS All RE Model School Buses with Hendrickson AirTek Front Suspension & O.E.M. Number :	
85989			
F	15-22	C KENWORTH T270 All Models with 10,000 lb to 14,600 lb Taperleaf Springs and Set Back Front Axles & O.E.M. Number :	
F	15-22	T270 All Models with 16,000 lb to 20,000 lb Taperleaf Springs and Set Back Front Axles & O.E.M. Number :	

Numerical listing

Shock	POP	Alternative No.	MTG Acc. Supplied
Pos.	Year	Application	
85989			
F	22-23	C (cont) PETERBILT 536 All Models with 10,000 lb to 14,600 lb Taperleaf Springs and Set Back Front Axles & O.E.M. Number :	
85995			
F	19-21	W INTERNATIONAL HV607 All Models with 18,000 to 20,000 lb (Set Forward) Front Axle & O.E.M. Number :	

EXPLANATION OF SPECIFICATIONS

- Part Number:** The catalog number for the individual shock absorber.
- Extended Length*:** The length of the shock absorber when it is fully extended. See "How to Measure" instructions.
- Collapsed Length*:** The length of the shock absorber when it is fully collapsed. See "How to Measure" instructions.
- Stroke:** This is the approximate length of the stroke of the individual shock absorber being described.
- Mounting Codes:** Indicates the type of mounting ends for the upper and lower end of each shock absorber. They are listed as follows:
- Top mounts ("TM")
 - Eye ring and bushing with sleeve mounts ("ES")
 - Stud type mounts ("S" & "DS")
 - Eye ring and bushing with bar pin mounts ("BP")
 - Special mounting codes ("SP")
 - Eye ring and bushing mounts ("EB")
 - Clevis mounts ("CL")
 - Pinch socket mounts ("LP")
 - U joint mounts ("LU")

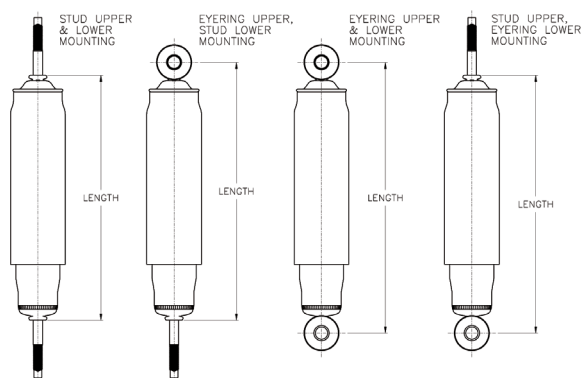
CONVERSION CHART

Fraction (Inches)	Decimal (Inches)	Metric (MM)	Fraction (Inches)	Decimal (Inches)	Metric (MM)
1/64	0.016	0.397	33/64	0.516	13.097
1/32	0.031	0.794	17/32	0.531	13.494
3/64	0.047	1.191	35/64	0.547	13.891
1/16	0.063	1.588	9/16	0.563	14.288
5/64	0.078	1.984	37/64	0.578	14.684
3/32	0.094	2.381	19/32	0.594	15.081
7/64	0.109	2.778	39/64	0.609	15.478
1/8	0.125	3.175	5/8	0.625	15.875
9/64	0.141	3.572	41/64	0.641	16.272
5/32	0.156	3.969	21/32	0.656	16.669
11/64	0.172	4.366	43/64	0.672	17.066
3/16	0.188	4.763	11/16	0.688	17.463
13/64	0.203	5.159	45/64	0.703	17.859
7/32	0.219	5.556	23/32	0.719	18.256
15/64	0.234	5.953	47/64	0.734	18.653
1/4	0.250	6.350	3/4	0.750	19.050
17/64	0.266	6.747	49/64	0.766	19.447
9/32	0.281	7.144	25/32	0.781	19.844
19/64	0.297	7.541	51/64	0.797	20.241
5/16	0.313	7.938	13/16	0.813	20.638
21/64	0.328	8.334	53/64	0.828	21.034
11/32	0.344	8.731	27/32	0.844	21.431
23/64	0.359	9.128	55/64	0.859	21.828
3/8	0.375	9.525	7/8	0.875	22.225
25/64	0.391	9.922	57/64	0.891	22.622
13/32	0.406	10.319	29/32	0.906	23.019
27/64	0.422	10.716	59/64	0.922	23.416
7/16	0.438	11.113	15/16	0.938	23.813
29/64	0.453	11.509	61/64	0.953	24.209
15/32	0.469	11.906	31/32	0.969	24.606
31/64	0.484	12.303	63/64	0.984	25.003
1/2	0.500	12.700	1	1.000	25.400

METRIC CONVERSION CHART

MILLIMETERS	INCHES	MILLIMETERS	INCHES	MILLIMETERS	INCHES
1	0.03937	10	0.39370	19	0.74803
2	0.07874	11	0.43307	20	0.78740
3	0.11811	12	0.47244	21	0.82677
4	0.15748	13	0.51181	22	0.86614
5	0.19685	14	0.55118	23	0.90551
6	0.23622	15	0.59055	24	0.94488
7	0.27559	16	0.62992	25	0.98425
8	0.31496	17	0.66929		
9	0.35433	18	0.70866		

HOW TO MEASURE EXTENDED & COLLAPSED LENGTHS OF SHOCK ABSORBERS

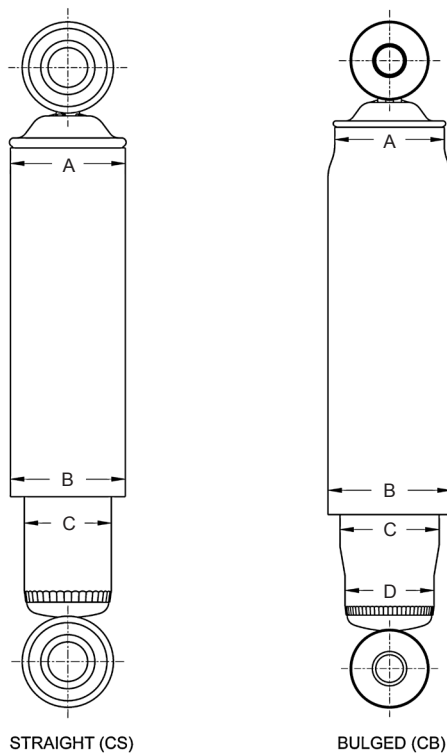


Instructions

- Using the proper measuring points as shown above find the nearest replacement shock absorber from the listing increments of extended length.
- Identify the proper mounting form the mounting codes and match these requirements by carefully measuring the mounting dimensions (top and bottom) of the shock absorber to be replaced.
- Carefully take note of the following requirements:
 - Mounting Accessories** - Contents and descriptions of parts are shown in this manual.
 - Dust tubes** - This requirement should be noted in comparison with the shock absorber to be replaced. Shock absorber environment in its application makes this requirement necessary for piston rod protection and extended shock absorber life.
 - Recoil Cutoff and Compression Bumper** - Carefully note these specifications- deviation of length requirements should not exceed $\pm\frac{1}{2}$ ". These shock absorber designs are footnoted for easy identification.
 - Limited Environment Application** - Most conventional shock absorbers are offered in "straight" construction to fit limited environment applications. These shock absorber designs are footnoted.

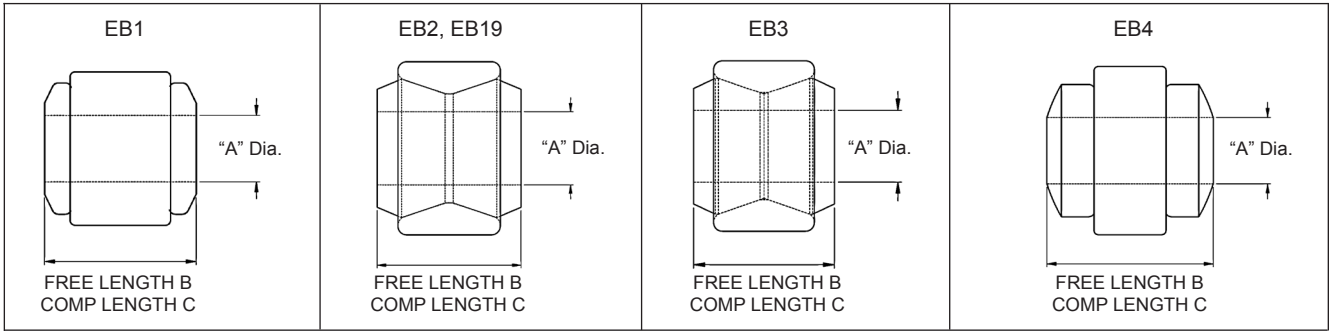
SHOCK ABSORBER DIAMETERS

Shown below are measuring points for diameters by type of shock absorber. Refer to the chart below which lists diameters for the various bore sizes available for each type.



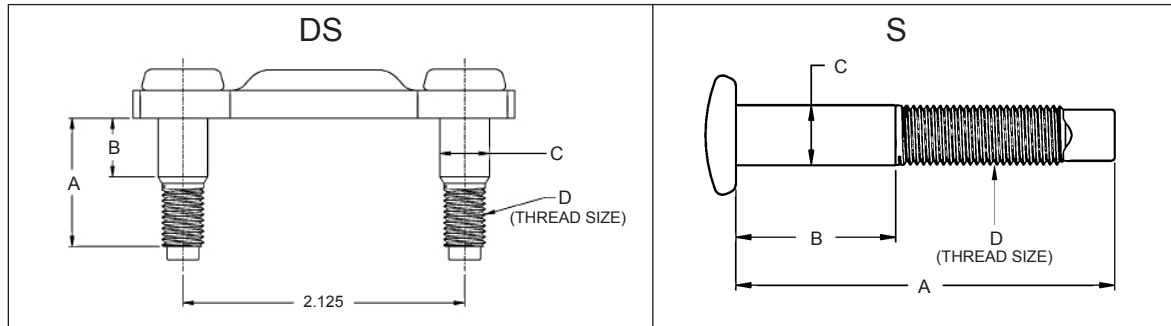
BORE SIZE	SHOCK ABSORBERS	TYPE (Shown Above)	Diameters			
			A	B	C	D
1 3/16"	Classic, Guardian, Ultra Pass. Car	CS	2.06	2.00	1.63	NA
1 3/16"	Classic, Guardian, Ultra Pass. Car	CB	2.06	2.19	1.81	1.63
1 3/8"	Ultra Truck	CS	NA	2.37	2.00	NA
1 3/8"	Ultra Truck	CB	2.37	2.50	2.19	2.00

MOUNTING CODE "EB" EYE RING AND BUSHING



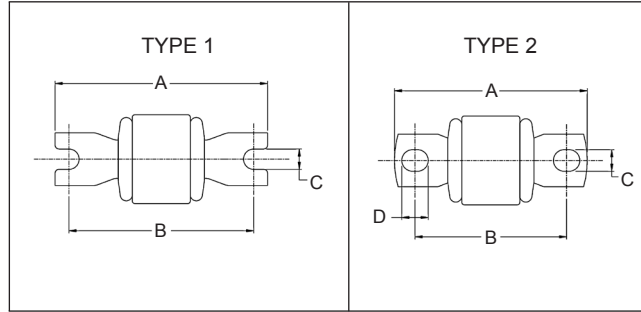
MOUNTING CODE	A DIAMETER	B FREE LENGTH	C COMP. LENGTH	VEHICLE MOUNTING PIN DIAMETER
EB1	5/8	1.44	1.31	5/8
EB2	3/4	1.75	1.50	3/4
EB3	1.00	1.91	1.75	1.00
EB4	11/16	1.72	1.55	11/16
EB18	19MM	1.65	--	19MM
EB19	20MM	1.75	1.25	20MM

"DS" & "S" STUD MOUNTS



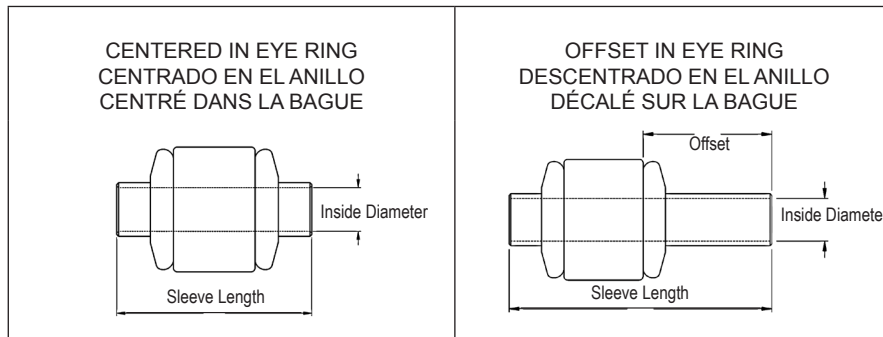
MOUNTING CODE	DIMENSION						
	A		B		C		D
	(inches)	(mm)	(inches)	(mm)	(inches)	(mm)	(thread)
DS1	1.27		.66		0.38		5/16-24
S1	2.37	60.20	1.00	25.40	0.38	9.53	3/8-24
S11	3.00	76.20	1.12	28.45	0.38	9.53	3/8-24
S12	2.37	60.20	1.15	29.21	0.44	11.11	3/8-24
S16	2.95	74.93	1.45	36.83	0.63	16.00	M16x1.5
S21	3.28	83.31	1.75	44.45	0.63	15.88	5/8-18
S29	2.99	75.95	1.87	47.50	0.38	9.53	3/8-24
S36	2.49	63.25	1.33	33.78	0.44	11.11	3/8-24
S38	2.75	69.85	1.70	43.18	0.55	14.00	M12x1.25
S40	2.52	64.01	1.33	33.78	0.44	11.11	3/8-24
S42	3.50	88.90	2.00	50.80	0.63	15.88	5/8-18
S43	2.75	69.85	1.25	31.75	0.63	15.88	5/8-18
S47	2.20	55.88	1.31	33.27	0.39	10.00	M10x1.25
S61	3.11	78.99	1.45	36.83	0.55	14.00	M12x1.25
S62	3.24	82.30	1.70	43.18	0.56	14.29	M12x1.25
S68	2.95	74.93	1.45	36.83	0.63	15.88	M16x1.5

MOUNTING CODE "BP" EYE RING AND BUSHING WITH BAR PIN



MOUNTING CODE	TYPE	DIMENSION									
		A		B		C		D		E	
		(inches)	(mm)	(inches)	(mm)	(inches)	(mm)	(inches)	(mm)	(inches)	(mm)
BP4	1	3.19	81.03	2.38	60.45	0.33	8.38	--	--	--	--
BP6	1	4.25	107.95	3.62	91.95	0.33	8.38	--	--	--	--
BP7	2	3.13	79.50	2.50	63.50	0.35	8.89	0.42	10.67	--	--
BP8	2	3.50	88.90	2.87	72.90	0.35	8.89	0.42	10.67	--	--
BP9	1	3.38	85.85	2.6	66.04	0.35	8.89	0.42	10.67	--	--
BP11	1	2.96	75.18	2.52	64.01	0.33	8.38	--	--	--	--
BP13	1	3.45	87.63	3.00	76.20	0.33	8.38	--	--	--	--
BP14	2	3.43	87.12	2.87	72.90	0.45	11.43	--	--	--	--
BP27	2	4.00	101.60	2.95	74.93	0.52	13.21	0.50	12.70	--	--
BP28	2	3.22	81.79	1.54	39.12	0.40	10.16	.40	10.16	--	--

MOUNTING CODE "ES" EYE RING AND BUSHING WITH STEEL SLEEVE



MOUNTING CODE	DIMENSION			
	Inside Diameter		Sleeve Length	
	(inches)	(mm)	(inches)	(mm)
ES3	0.39	10.00	1.56	39.62
ES7	0.56	14.29	1.25	31.75
ES10	0.44	11.11	1.38	35.05
ES13	0.56	14.29	1.89	48.01
ES19	0.47	12.00	1.88	47.75
ES24	0.50	12.70	1.38	35.05
ES25	0.50	12.70	1.50	38.10
ES26	0.50	12.70	1.56	39.62
ES27	0.50	12.70	1.62	41.15
ES31*	0.50	12.70	2.25	57.15
ES34	0.56	14.29	1.66	42.16
ES35	0.63	15.88	1.38	35.05
ES36	0.75	19.05	1.75	44.45
ES38	0.44	11.17	2.18	55.37
ES41	0.47	12.00	3.48	88.39
ES45	0.51	13.00	1.68	42.67
ES56	0.55	14.00	1.58	40.13

MOUNTING CODE	DIMENSION			
	Inside Diameter		Sleeve Length	
	(inches)	(mm)	(inches)	(mm)
ES60	0.55	14.00	1.26	32.00
ES64	0.63	16.00	1.25	31.75
ES65	0.47	12.00	1.38	35.05
ES77	0.79	20.07	1.48	37.59
ES83	0.47	12.00	1.48	37.59
ES87	0.48	12.30	1.65	41.91
ES90	0.63	15.88	2.00	50.80
ES120	0.75	19.05	2.76	70.10
ES126	0.50	12.70	2.44	61.98
ES128	0.50	12.70	1.66	42.16
ES136	0.63	15.88	1.75	44.45
ES141	0.47	12.00	1.61	40.89
ES149	0.50	12.70	2.36	59.94
ES150	0.75	19.05	2.24	56.90
ES153	0.55	14.00	1.55	39.37
ES158	0.75	19.05	3.80	96.52
ES159**	0.75	19.05	3.21	81.53

* 1" / 25.4mm Offset

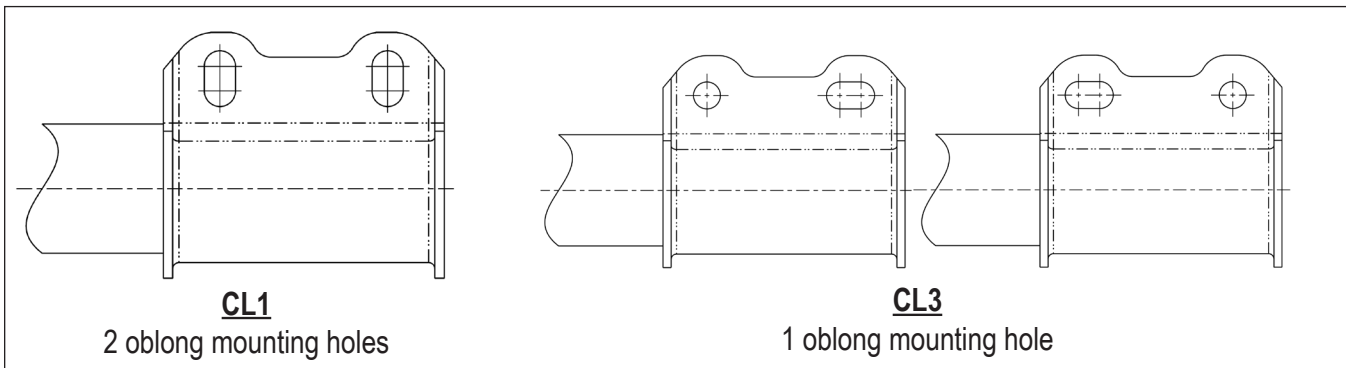
** 1.03" / 26.2 mm Offset

MOUNTING CODE "ES" EYE RING AND BUSHING WITH STEEL SLEEVE (CONTINUED)

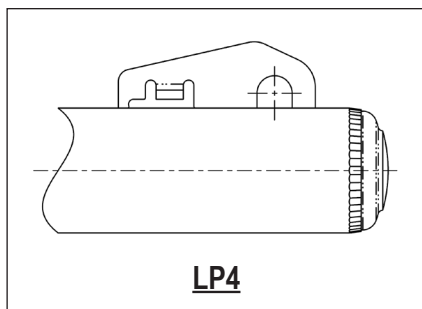
MOUNTING CODE	DIMENSION			
	Inside Diameter (inches) (mm)		Sleeve Length (inches) (mm)	
ES160	1.00	25.40	2.01	51.05
ES161	0.63	16.00	3.95	100.33
ES162	0.63	16.00	2.60	66.04
ES163	0.44	11.11	2.50	63.50
ES165	0.50	12.70	1.75	44.45
ES171	0.50	12.70	1.88	47.75
ES172	0.50	12.70	2.72	69.09
ES174	0.63	15.88	3.25	82.55
ES175	0.63	16.00	1.96	49.78
ES176	0.63	16.00	3.72	94.49
ES177	0.63	16.00	3.55	90.17

MOUNTING CODE	DIMENSION			
	Inside Diameter (inches) (mm)		Sleeve Length (inches) (mm)	
ES178	0.75	19.05	1.96	49.78
ES179	0.79	20.00	1.75	44.45
ES183	0.79	20.00	3.80	96.52
ES184	0.79	20.00	1.75	44.45
ES185	0.47	12.00	2.44	61.98
ES190	0.87	22.00	1.75	44.45
ES194	0.88	22.23	2.28	57.91
ES204	0.57	14.50	1.68	42.67
ES210	0.73	18.50	1.87	47.50
ES216	0.57	14.50	3.15	80.00

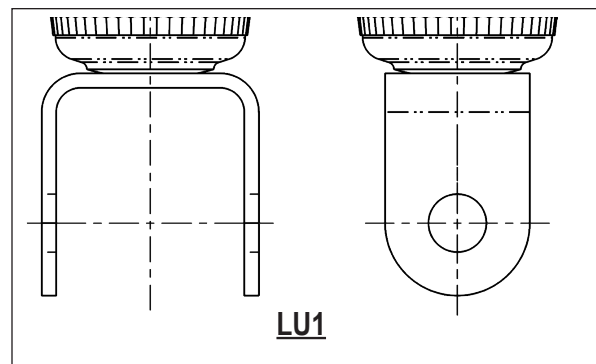
MOUNTING CODE "CL" CLEVIS



MOUNTING CODE "LP" PINCH SOCKET



MOUNTING CODE "LU" U JOINT



MOUNTING CODE "TM" TOP MOUNT

TM####

1st & 2nd digit - "Top Mount"

3rd digit - Part type/shape from the five categories listed below


4th digit - Number of studs / bolts (the amount of mounting points to the vehicle (see example below)

5th digit - Design of the mounting point - Stud (S) Bolt (B) Clip (C) (see example below)

TOP MOUNT DESIGN SHAPES



Triangle



Square



Circle



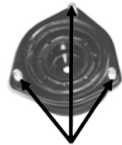
Oval



Unique

EXAMPLES

The fourth digit will note how many mounting points to the vehicle body exist.
The final digits indicate the type of mounting point **Stud (S) Bolt (B) Clip(C)**
(a combination is used for multiple mounting points)



3S

3 mounting points
stud type




2C

2 mounting points
clip type



4S

4 mounting points
stud type



2S2B

2 mounting points, stud type
2 mounting points, bolt type

TOP MOUNT CODE	TOP MOUNT DESIGN	MOUNTING TYPE
TMR4S	Rectangle	4 Stud
TMT3S	Triangle	3 Stud
TMU2B	Unique	2 bolt
TMU2B1S	Unique	2 Bolt, 1 Stud

SPECIFICATIONS BY END MOUNT
ESPECIFICACIONES POR TIPO DE MONTAJE
SPÉCIFICATIONS PAR FIXATION DES EXTRÉMITÉS

Gabriel	Mounting		Bore	External Diameter Illustration	Lengths			Dust Tube	Recoil Cutoff	Controls*	
	Upper	Lower			Extended	Collapsed	Stroke			Rebound	Compression
82012	BP6	ES25			16.04	10.53	5.51				
43180	BP8	ES34			23.55	14.19	9.36				
81667	BP14	ES34			26.95	16.19	10.76				
77488	BP14	ES34			26.77	16.26	10.51				
61543	BP14	ES34			26.76	16.23	10.53				
58488	BP14	ES34			26.69	16.02	10.63				
G63488	BP14	ES34			26.61	16.33	10.28				
49218	BP14	ES34			26.34	16.36	9.98				
43163	BP14	ES34			25.05	15.69	9.36				
G63638	BP14	ES34			24.33	14.8	9.53				
77638	BP14	ES34			24.31	14.78	9.53				
49231	BP14	ES34			24.27	14.79	9.48				
61565	BP14	ES34			24.26	14.73	9.53				
58638	BP14	ES34			23.87	14.49	9.38				
61687	BP14	ES34			23.87	14.68	9.19				
G63897	BP14	ES34			23.87	14.68	9.19				
G63692	EB1	EB1			27.58	16.3	11.28				
6804SE	EB1	EB1			24.08	14.67	9.41				
G63419	EB1	EB1			24.08	14.55	9.53				
14017	EB1	EB1			24.04	14.43	9.61				
6855SE	EB1	EB1			23.83	14.3	9.53				
82060	EB1	EB1			23.23	13.87	9.36				
6854SE	EB1	EB1			23.03	14.27	8.76				
81318	EB1	EB1			22.73	13.87	8.86				
6828SE	EB1	EB1			21.23	12.87	8.36				
43048	EB1	EB1			20.45	12.62	7.83				
49310	EB1	EB1			20.35	12.75	7.60				
61500	EB1	EB1			20.23	12.37	7.86				
81147	EB1	EB1			20.23	12.37	7.86				
82047	EB1	EB1			20.23	12.37	7.86				
G63907	EB1	EB1			20.23	12.37	7.86				
G63405	EB1	EB1			20.01	12.48	7.53				
77907	EB1	EB1			19.87	12.23	7.64				
82007	EB1	EB1			18.23	11.37	6.86				
81676	EB1	EB1			17.73	11.12	6.61				
G63625	EB1	ES24			22.56	13.78	8.78				
6853SE	EB1	ES24			19.33	12.05	7.28				

* Damping force, in pounds, to either extend or collapse the shock absorber at an average operating velocity. Fuerza de amortiguación en libras para extender o comprimir el amortiguador a una velocidad de operación promedio. La puissance d'amortissement en poids de l'amortisseur, soit comprimé, soit détendu, à une vitesse de fonctionnement moyenne.

**SPECIFICATIONS BY END MOUNT
ESPECIFICACIONES POR TIPO DE MONTAJE
SPÉCIFICATIONS PAR FIXATION DES EXTRÉMITÉS**

Gabriel	Mounting		Bore	External Diameter Illustration	Lengths			Dust Tube	Recoil Cutoff	Controls*	
	Upper	Lower			Extended	Collapsed	Stroke			Rebound	Compression
G63394	EB1	ES24			16.01	10.48	5.53				
61525	EB1	ES24			15.01	9.95	5.06				
G63355	EB1	ES24			14.98	9.95	5.03				
81039	EB1	ES24			14.73	9.62	5.11				
34036	EB1	ES24			14.16	9.53	4.63				
82147	EB1	ES25			23.23	13.87	9.36				
81484	EB1	ES25			20.23	12.37	7.86				
G63377	EB1	ES25			20.08	12.55	7.53				
61519	EB1	ES25			19.98	12.45	7.53				
43058	EB1	ES25			19.95	12.37	7.58				
49127	EB1	ES25			19.87	12.63	7.24				
G63349	EB1	ES34			23.33	14.3	9.03				
49155	EB1	ES34			23.27	14.29	8.98				
61524	EB1	ES34			23.26	14.23	9.03				
81164	EB1	ES34			23.23	13.87	9.36				
43111	EB1	ES34			22.9	13.82	9.08				
61682	EB1	ES38			31.36	18.67	12.69				
G63888	EB1	ES38			31.36	18.67	12.69				
77952	EB1	ES38			29.68	17.43	12.25				
6847SE	EB1	ES65			23	13.83	9.17				
77810	EB1	ES83			31.53	18.5	13.03				
G63808	EB1	ES83			28.86	17.08	11.78				
77808	EB1	ES83			28.73	16.92	11.81				
61713	EB1	ES83			26.94	16	10.94				
G64010	EB1	ES83			26.94	16	10.94				
G63675	EB1	ES83			26.86	16.08	10.78				
81510	EB1	ES83			25.73	15.12	10.61				
G63461	EB1	ES83			25.51	15.23	10.28				
61530	EB1	ES83			25.48	15.2	10.28				
77461	EB1	ES83			25.39	15.18	10.21				
81082	EB1	ES83			23.23	13.87	9.36				
61547	EB1	ES83			23.01	14.07	8.94				
43167	EB1	ES83			22.99	13.88	9.11				
G63406	EB1	ES83			22.98	13.95	9.03				
G63809	EB1	ES83			22.98	13.95	9.03				
77809	EB1	ES83			22.92	13.9	9.02				
G63673	EB1	ES83			22.3	13.77	8.53				

* Damping force, in pounds, to either extend or collapse the shock absorber at an average operating velocity. Fuerza de amortiguación en libras para extender o comprimir el amortiguador a una velocidad de operación promedio. La puissance d'amortissement en poids de l'amortisseur, soit comprimé, doit détendu, à une vitesse de fonctionnement moyenne.

SPECIFICATIONS BY END MOUNT
ESPECIFICACIONES POR TIPO DE MONTAJE
SPÉCIFICATIONS PAR FIXATION DES EXTRÉMITÉS

Gabriel	Mounting		Bore	External Diameter Illustration	Lengths			Dust Tube	Recoil Cutoff	Controls*	
	Upper	Lower			Extended	Collapsed	Stroke			Rebound	Compression
G63810	EB1	ES185			31.6	18.57	13.03				
58810	EB1	ES185			31.42	18.42	13.00				
G63456	EB1	ES185			26.85	16.07	10.78				
77969	EB1	ES185			25.43	15.81	9.62				
77968	EB1	ES185			24.71	15.09	9.62				
58809	EB1	ES185			23.65	14.53	9.12				
81710	EB1	ES185			21.73	13.12	8.61				
G63409	EB1	ES185			21.48	13.2	8.28				
6850SE	EB1	S1			23.3	13.77	9.53				
85063	EB2	EB2	1-5/8"	C	32.01	18.85	13.16	YES	NO	762	174
83107	EB2	EB2	1-3/8"	A	31.66	18.4	13.25	YES	NO	352	77
83314	EB2	EB2	1-3/8"	B	30.64	18.11	12.53	YES	YES	633	143
83309	EB2	EB2	1-3/8"	B	28.64	17.11	11.53	YES	YES	589	135
83312	EB2	EB2	1-3/8"	B	26.64	16.11	10.53	YES	YES	527	152
83308	EB2	EB2	1-3/8"	B	25.14	15.36	9.78	YES	YES	445	180
83519	EB2	EB2	1-3/16"	F	23.83	14.35	9.48	YES	NO	292	132
83216	EB2	EB2	1-3/8"	A	23.51	14.48	9.03	YES	YES	776	262
85054	EB2	EB2	1-5/8"	C	23.26	14.37	8.89	YES	NO	602	104
83159	EB2	EB2	1-3/8"	A	21.85	13.56	8.29	YES	NO	658	149
85012	EB2	EB2	1-5/8"	C	21.02	13.23	7.79	YES	NO	523	199
85376	EB3	EB3	1-5/8"	D	33.27	19.73	13.54	YES	NO	668	134
85301	EB3	EB3	1-5/8"	D	31.92	19.03	12.89	YES	NO	1442	455
83215	EB3	EB3	1-3/8"	A	26.64	16.36	10.28	YES	YES	697	108
85314	EB3	EB3	1-5/8"	D	26.49	16.46	10.03	YES	YES	1216	169
85001	EB3	EB3	1-5/8"	C	26.3	16.39	9.92	YES	NO	1202	186
83140	EB3	EB3	1-3/8"	A	25.28	15.53	9.75	YES	NO	738	88
83141	EB3	EB3	1-3/8"	A	25.27	15.52	9.75	YES	NO	408	113
85007	EB3	EB3	1-5/8"	C	24.33	15.4	8.93	YES	YES	1008	171
83225	EB3	EB3	1-3/8"	A	24.14	15.11	9.03	YES	YES	482	159
85302	EB3	EB3	1-5/8"	D	22.75	14.61	8.14	YES	NO	836	253
85716	EB3	EB3	1-5/8"	D	21.99	14.33	7.66	YES	YES	1220	175
81825	EB4	EB4			21.1	12.99	8.11				
61632	EB4	EB4			20.79	13.01	7.78				
G63183	EB4	EB4			20.79	13.01	7.78				
82065	EB4	EB4			19.04	11.93	7.11				
43085	EB4	ES27			20.61	12.78	n/a				
G63605	EB19	ES27			24.24	14.71	9.53				

* Damping force, in pounds, to either extend or collapse the shock absorber at an average operating velocity. Fuerza de amortiguación en libras para extender o comprimir el amortiguador a una velocidad de operación promedio. La puissance d'amortissement en poids de l'amortisseur, soit comprimé, soit détendu, à une vitesse de fonctionnement moyenne.

SPECIFICATIONS BY END MOUNT
ESPECIFICACIONES POR TIPO DE MONTAJE
SPÉCIFICATIONS PAR FIXATION DES EXTRÉMITÉS

Gabriel	Mounting		Bore	External Diameter Illustration	Lengths			Dust Tube	Recoil Cutoff	Controls*	
	Upper	Lower			Extended	Collapsed	Stroke			Rebound	Compression
83021	ES10	ES10	1-3/8"	A	9.41	7.4	2.01	YES	YES	745	315
82035	ES24	EB1			14.64	9.53	5.11				
49162	ES24	ES24			20.02	12.79	7.23				
G63306	ES24	ES24			19.85	12.57	7.28				
49107	ES24	ES24			19.27	12.29	6.98				
82003	ES24	ES24			18.55	11.44	7.11				
61517	ES24	ES24			14.98	9.95	5.03				
G63357	ES24	ES24			14.98	9.95	5.03				
58357	ES24	ES24			14.68	10.06	4.62				
G63403	ES26	ES26			24.58	14.8	9.78				
58403	ES26	ES26			24.48	14.95	9.53				
77403	ES26	ES26			24.31	14.78	9.53				
G63671	ES26	ES26			22.48	13.7	8.78				
81342	ES27	EB4			28.89	16.78	12.11				
81091	ES27	EB4			25.14	15.28	9.86				
49149	ES27	EB4			24.93	15.64	9.29				
G63353	ES27	EB4			24.74	14.96	9.78				
49212	ES27	ES27			21.02	13.29	7.73				
G63413	ES27	ES27			20.76	12.98	7.78				
61522	ES27	ES27			20.49	12.63	7.86				
81496	ES27	ES27			20.49	12.63	7.86				
61516	ES31	ES24			18.23	11.37	6.86				
81113	ES31	ES24			18.23	11.37	6.86				
G63411	ES31	ES26			18.58	11.8	6.78				
G63347	ES31	ES35			18.08	11.55	6.53				
61710	ES34	ES34			27.58	17.14	10.44				
G63971	ES34	ES34			27.58	17.14	10.44				
77950	ES34	ES34			27.5	17.5	10.00				
77412	ES34	ES34			26.77	16.26	10.51				
61642	ES34	ES34			26.76	15.98	10.78				
81921	ES34	ES34			26.76	15.67	11.09				
58412	ES34	ES34			26.68	16.18	10.50				
G64013	ES34	ES34			26.52	16.33	10.19				
61716	ES34	ES34			26.5	16.33	10.17				
77675	ES34	ES34			26.25	15.74	10.51				
G64121	ES34	ES34			25.35	16.17	9.18				
77976	ES34	ES34			24.84	16.07	8.76				

* Damping force, in pounds, to either extend or collapse the shock absorber at an average operating velocity. Fuerza de amortiguación en libras para extender o comprimir el amortiguador a una velocidad de operación promedio. La puissance d'amortissement en poids de l'amortisseur, soit comprimé, doit détendu, à une vitesse de fonctionnement moyenne.

SPECIFICATIONS BY END MOUNT
ESPECIFICACIONES POR TIPO DE MONTAJE
SPÉCIFICATIONS PAR FIXATION DES EXTRÉMITÉS

Gabriel	Mounting		Bore	External Diameter Illustration	Lengths			Dust Tube	Recoil Cutoff	Controls*	
	Upper	Lower			Extended	Collapsed	Stroke			Rebound	Compression
49235	ES34	ES34			24.77	15.04	9.73				
81873	ES34	ES34			24.74	14.88	9.86				
58662	ES34	ES34			24.68	15.36	9.32				
G63662	ES34	ES34			24.58	15.05	9.53				
61600	ES34	ES34			24.51	14.98	9.53				
77662	ES34	ES34			24.31	14.78	9.53				
43181	ES34	ES34			24.24	14.88	9.36				
G63366	ES34	ES34			23.26	14.23	9.03				
G63918	ES34	ES141			21.25	13.56	7.69				
82086	ES35	ES35			25.54	14.93	10.61				
83137	ES36	ES36	1-3/8"	A	30.04	17.79	12.25	YES	YES	517	132
85976	ES36	ES36	1-5/8"	G	29.92	18.12	11.8	YES	YES	582	138
85013	ES36	ES36	1-5/8"	C	29.79	17.76	12.04	YES	YES	1019	219
83209	ES36	ES36	1-3/8"	A	29.64	17.61	12.03	YES	YES	670	78
85006	ES36	ES36	1-5/8"	C	28.54	17.13	11.41	YES	YES	1019	219
83125	ES36	ES36	1-3/8"	A	28.15	17.16	10.99	YES	YES	625	115
85043	ES36	ES36	1-5/8"	C	27.63	16.85	10.78	YES	YES	628	163
85010	ES36	ES36	1-5/8"	C	26.8	16.26	10.54	YES	YES	1019	219
83123	ES36	ES36	1-3/8"	A	26.65	16.41	10.24	YES	YES	589	119
83122	ES36	ES36	1-3/8"	A	25.28	15.79	9.49	YES	YES	661	201
83126	ES36	ES36	1-3/8"	A	24.41	15.27	9.14	YES	YES	625	115
85909	ES36	ES36	1-5/8"	G	24.25	15.19	9.06	YES	YES	700	255
85030	ES36	ES36	1-5/8"	C	24.05	14.89	9.16	YES	YES	1019	219
83221	ES36	ES36	1-3/8"	A	24.01	14.73	9.28	YES	YES	599	153
85058	ES36	ES36	1-5/8"	C	22.67	14.26	8.41	YES	YES	722	114
85919	ES36	ES36	1-5/8"	G	22.52	14.33	8.19	YES	YES	1265	121
85029	ES36	ES36	1-5/8"	C	20.54	13.11	7.43	YES	YES	1019	219
83127	ES36	ES36	1-3/8"	A	20.16	13.14	7.01	YES	YES	940	218
83157	ES36	ES90	1-3/8"	A	26.38	15.76	10.61	YES	NO	446	303
83164	ES36	ES165	1-3/8"	C	24.22	14.59	9.63	YES	NO	426	274
85072	ES36	ES176	1-5/8"	C	24.17	14.81	9.36	YES	YES	1387	305
58808	ES41	ES41			28.38	16.75	11.63				
61614	ES41	ES41			22.98	13.95	9.03				
G64089	ES56	ES56			20.43	13.03	7.4				
14072	ES83	EB18			28.22	16.49	11.73				
81821	ES83	ES83			23.23	13.87	9.36				
G63455	ES83	ES83			22.98	13.95	9.03				

* Damping force, in pounds, to either extend or collapse the shock absorber at an average operating velocity. Fuerza de amortiguación en libras para extender o comprimir el amortiguador a una velocidad de operación promedio. La puissance d'amortissement en poids de l'amortisseur, soit comprimé, doit détendu, à une vitesse de fonctionnement moyenne.

SPECIFICATIONS BY END MOUNT
ESPECIFICACIONES POR TIPO DE MONTAJE
SPÉCIFICATIONS PAR FIXATION DES EXTRÉMITÉS

Gabriel	Mounting		Bore	External Diameter Illustration	Lengths			Dust Tube	Recoil Cutoff	Controls*	
	Upper	Lower			Extended	Collapsed	Stroke			Rebound	Compression
77455	ES83	ES83			22.92	13.9	9.02				
83131	ES83	ES83	1-3/8"	A	27.8	18.18	9.62	YES	NO	212	129
85995	ES90	ES36	1-5/8"	G	23.5	14.52	8.98	YES	NO	1830	173
83180	ES90	ES83	1-3/8"		30.2	21.24	8.96	YES	NO	909	204
83364	ES90	ES83	1-3/8"	A	24.06	15.07	8.99	YES	YES	855	206
85082	ES90	ES90	1-5/8"	C	28.6	20.64	7.97	YES	YES	1435	266
85926	ES90	ES90	1-5/8"	G	26.5	17.96	8.54	YES	YES	1387	279
85656	ES90	ES90	1-5/8"	G	26.49	16.94	9.55	YES	YES	1225	274
85927	ES90	ES90	1-5/8"	G	24.76	15.47	9.3	YES	YES	1288	388
83101	ES90	ES90	1-3/8"	A	24.63	15.13	9.49	YES	YES	481	142
85957	ES90	ES90	1-5/8"	G	20.78	13.19	7.6	YES	NO	1583	138
85928	ES90	ES90	1-5/8"	G	20.31	13.24	7.07	YES	NO	957	229
83135	ES90	ES90	1-3/8"	A	19.49	12.38	7.11	YES	NO	519	121
83169	ES90	ES90	1-3/8"	A	18.55	11.91	6.64	YES	NO	599	171
83120	ES120	S21	1-3/8"	A	22.17	13.66	8.51	YES	YES	779	164
58609	ES126	ES45			16.49	11.05	5.44				
61542	ES126	ES128			16.73	10.95	5.78				
G63609	ES126	ES128			16.5	10.97	5.53				
81726	ES126	ES128			16.48	10.87	5.61				
77609	ES126	ES128			16.43	10.95	5.48				
83160	ES128	ES36	1-3/8"	A	24.31	14.9	9.37	YES	YES	920	161
85650	ES136	ES34	1-5/8"	G	24.88	16.35	8.53	YES	NO	941	463
83006	ES149	EB1	1-3/8"	A	10.71	8.52†	2.78	YES	YES	525	182
85180	ES150	ES36	1-5/8"	C	20.94	13.83	7.11	YES	YES	681	283
85181	ES150	ES150	1-5/8"	C	26.33	17.06	9.27	YES	YES	681	285
85920	ES150	ES150	1-5/8"	G	21.16	13.57	7.59	YES	NO	845	49
85959	ES150	ES150	1-5/8"	G	21.16	13.57	7.59	YES	YES	1021	123
83066	ES153	ES153	1-3/8"	A	11.15†	9.2†	2.78	YES	YES	599	221
85125	ES158	ES159	1-5/8"	C	26.9	16.64	10.26	YES	YES	1479	183
85724	ES158	ES159	1-5/8"	D	22.81	14.51	8.3	YES	YES	1235	454
85331	ES158	ES159	1-5/8"	D	19.62	12.85	6.77	YES	YES	1757	396
85335	ES158	ES159	1-5/8"	D	19.62	12.85	6.77	YES	YES	827	107
83142	ES162	S42	1-3/8"	A	23.92	14.49	9.43	YES	YES	367	131
83143	ES162	S42	1-3/8"	A	21.92	13.51	8.41	YES	YES	403	137
83025	ES163	ES163	1-3/8"	A	8.02	6.53	1.48	YES	YES	710	230
83040	ES171	ES172	1-3/8"	A	10.44†	8.4†	3	YES	YES	876	326
85070	ES174	EB3	1-5/8"	C	25.59	15.83	9.76	YES	NO	1100	310

* Damping force, in pounds, to either extend or collapse the shock absorber at an average operating velocity. Fuerza de amortiguación en libras para extender o comprimir el amortiguador a una velocidad de operación promedio. La puissance d'amortissement en poids de l'amortisseur, soit comprimé, doit détendu, à une vitesse de fonctionnement moyenne.

SPECIFICATIONS BY END MOUNT
ESPECIFICACIONES POR TIPO DE MONTAJE
SPÉCIFICATIONS PAR FIXATION DES EXTRÉMITÉS

Gabriel	Mounting		Bore	External Diameter Illustration	Lengths			Dust Tube	Recoil Cutoff	Controls*	
	Upper	Lower			Extended	Collapsed	Stroke			Rebound	Compression
85989	ES174	ES136	1-5/8"	G	20.78	13.15	7.63	YES	NO	1812	351
85084	ES174	ES136	1-5/8"	C	20.59	13.03	7.57	YES	NO	1145	407
85986	ES175	ES150	1-5/8"	G	21.25	13.66	7.59	YES	YES	1754	221
83243	ES175	ES175	1-3/8"	A	24.41	15.26	9.15	YES	YES	296	170
83398	ES175	ES175	1-3/8"	A	23.23	15.38	7.85	YES	YES	293	168
85670	ES175	ES175	1-5/8"	G	23.19	14.67	8.52	YES	YES	591	176
83163	ES175	ES175	1-3/8"	A	20.75	13.01	7.74	YES	NO	828	98
83175	ES175	ES175	1-3/8"	A	20.48	13.19	7.29	YES	NO	1245	156
83397	ES175	ES175	1-3/8"	A	18.67	11.91	6.76	YES	NO	303	101
85031	ES176	EB2	1-5/8"	C	25.63	15.87	9.76	YES	NO	941	257
85923	ES177	ES161	1-5/8"	G	22.52	14.52	8	YES	YES	1940	221
85932	ES178	ES150	1-5/8"	G	21.26	13.7	7.56	YES	YES	1102	430
83148	ES179	ES179	1-3/8"	A	30	17.83	12.17	YES	YES	604	149
85978	ES179	ES179	1-5/8"	G	29.84	18.16	11.69	YES	YES	582	138
83166	ES179	ES179	1-3/8"	A	25.28	15.78	9.49	YES	YES	622	132
83168	ES179	ES179	1-3/8"	A	25.28	15.78	9.49	YES	YES	246	88
85956	ES183	ES184	1-5/8"	G	30.65	18.77	11.88	YES	YES	979	373
61656	ES185	ES185			31.51	18.48	13.03				
61654	ES185	ES185			28.76	16.98	11.78				
61655	ES185	ES185			23.01	14.07	8.94				
61554	ES185	ES185			21.48	13.2	8.28				
83054	ES185	ES185	1-3/8"	A	10.28	7.56	2.72	YES	YES	1004	184
83391	ES190	ES190	1-3/8"	A	25.52	15.61	9.91	YES	NO	590	105
G64164	ES210	ES13			19.95	12.81	7.14				
G64177	ES216	ES19			25.86	16.1	9.76				
G64148	LU1	DS1			18.39	14.09	4.3				
34073	S1	BP7			14.29	9.37	4.92				
61556	S1	BP7			14.2	9.09	5.11				
G63950	S1	BP7			14.2	9.09	5.11				
G63418	S1	BP11			13.95	9.17	4.78				
81834	S1	BP13			15.7	9.84	5.86				
G63360	S1	BP13			15.7	9.92	5.78				
58359	S1	BP13			13.92	9.14	4.78				
61523	S1	BP13			13.7	8.92	4.78				
81096	S1	BP13			13.7	8.84	4.86				
G63359	S1	BP13			13.7	8.92	4.78				
34052	S1	BP13			13.62	9	4.62				
61529	S1	BP4			14.1	9.34	4.76				

* Damping force, in pounds, to either extend or collapse the shock absorber at an average operating velocity. Fuerza de amortiguación en libras para extender o comprimir el amortiguador a una velocidad de operación promedio. La puissance d'amortissement en poids de l'amortisseur, soit comprimé, doit détendu, à une vitesse de fonctionnement moyenne.

SPECIFICATIONS BY END MOUNT
ESPECIFICACIONES POR TIPO DE MONTAJE
SPÉCIFICATIONS PAR FIXATION DES EXTRÉMITÉS

Gabriel	Mounting		Bore	External Diameter Illustration	Lengths			Dust Tube	Recoil Cutoff	Controls*	
	Upper	Lower			Extended	Collapsed	Stroke			Rebound	Compression
6856SE	S1	EB1			27.3	15.77	11.53				
82066	S1	EB1			22.7	13.34	9.36				
43140	S1	EB1			20.92	12.84	8.08				
82155	S1	EB1			20.7	12.34	8.36				
83518	S1	EB2	1-3/16"		24.4	14.26	10.14	YES	NO	153	82
83515	S1	EB2	1-3/16"		23.34	13.89	9.45	YES	NO	643	205
G63387	S1	ES25			23.32	14.04	9.28				
49178	S1	ES25			23.12	13.89	9.23				
49173	S1	ES25			19.24	12.01	7.23				
81242	S1	ES25			19.2	11.59	7.61				
43099	S1	ES25			19.17	11.77	7.40				
G63350	S1	ES25			18.82	11.79	7.03				
61518	S1	ES25			18.73	11.7	7.03				
61546	S1	ES64			18.45	11.67	6.78				
6803SE	S1	S1			22.52	13.36	9.16				
82034	S1	S1			22.17	12.81	9.36				
6861SE	S1	S1			20.27	11.99	8.28				
6802SE	S1	S1			20.02	12.11	7.91				
81270	S1	S1			17.67	10.56	7.11				
61685	S11	BP9			14.12	9.68	4.44				
G63895	S11	BP9			14.12	9.68	4.44				
61683	S11	LU1			15.07	10.44	4.63				
G63893	S11	LU1			15.07	10.44	4.63				
61555	S12	BP7			14.14	9.11	5.03				
77375	S12	BP7			14.14	9.04	5.10				
G63375	S12	BP7			14.14	9.11	5.03				
81920	S12	BP11			14.71	10.1	4.61				
61641	S12	BP11			14.7	10.17	4.53				
77783	S12	BP11			14.64	10.12	4.52				
G63783	S12	BP11			14.59	10.21	4.38				
G63410	S12	EB1			18.55	11.77	6.78				
34058	S12	ES3			17.13	11.01	n/a				
81925	S12	ES7			14.7	9.59	5.11				
61521	S12	ES25			16.45	10.67	5.78				
77661	S12	ES34			13.72	9.5	4.22				
G63817	S12	ES60			15.8	11.02	4.78				
77817	S12	ES60			15.73	10.94	4.79				

* Damping force, in pounds, to either extend or collapse the shock absorber at an average operating velocity. Fuerza de amortiguación en libras para extender o comprimir el amortiguador a una velocidad de operación promedio. La puissance d'amortissement en poids de l'amortisseur, soit comprimé, doit détendu, à une vitesse de fonctionnement moyenne.

SPECIFICATIONS BY END MOUNT
ESPECIFICACIONES POR TIPO DE MONTAJE
SPÉCIFICATIONS PAR FIXATION DES EXTRÉMITÉS

Gabriel	Mounting		Bore	External Diameter Illustration	Lengths			Dust Tube	Recoil Cutoff	Controls*	
	Upper	Lower			Extended	Collapsed	Stroke			Rebound	Compression
61663	S12	ES60			15.7	10.92	4.78				
58817	S12	ES60			15.59	10.96	4.63				
81490	S12	ES83			14.85	9.84	5.01				
G63715	S12	ES171			28.55	16.52	12.03				
61612	S12	ES171			28.39	16.36	12.03				
81913	S12	ES171			28.39	16.28	12.11				
77715	S12	ES171			28.32	16.33	11.99				
G63778	S12	ES171			24.55	14.52	10.03				
61638	S12	ES171			24.45	14.42	10.03				
81892	S12	ES171			24.2	14.09	10.11				
49237	S12	ES171			24.18	14.45	9.73				
83317	S16	ES90	1-3/8"	B	27.03	16	11.34	YES	YES		
83613	S16	S16	1-3/8"	A	21.04	12.76	8.28	YES	YES	601	242
85009	S21	ES36	1-5/8"	C	23.56	14.4	9.16	YES	YES	857	144
83134	S21	ES36	1-3/8"	A	22.27	13.51	8.77	YES	NO	430	49
85921	S21	ES36	1-5/8"	G	22.07	13.57	8.5	YES	NO	2053	339
85351	S21	ES36	1-5/8"	D	20.61	12.82	7.79	YES	NO	1887	259
83136	S21	S21	1-3/8"	A	29.31	16.8	12.51	YES	NO	914	65
85069	S21	S21	1-5/8"	C	26.31	15.97	10.33	YES	YES	762	255
85071	S21	S21	1-5/8"	C	25.57	15.02	10.55	YES	NO	610	107
83456	S21	S21	1-3/8"	B	24.03	14.25	9.78	YES	YES	566	80
85124	S21	S21	1-5/8"	C	20.91	12.9	8.01	YES	YES	1086	222
83103	S21	S21	1-3/8"	A	19.66	11.93	7.74	YES	YES	517	301
85902	S21	S21	1-5/8"	G	19.03	12.09	6.93	YES	YES	1441	267
85310	S21	S21	1-5/8"	D	18.63	11.71	6.92	YES	YES	1379	578
85900	S21	S21	1-5/8"	G	17.33	11.23	6.11	YES	YES	1467	337
81713	S29	BP7			14.42	9.31	5.11				
58489	S29	BP11			14.64	9.61	5.03				
61544	S29	BP11			14.54	9.75	4.79				
G63489	S29	BP11			14.42	9.64	4.78				
77489	S29	BP11			14.36	9.55	4.81				
81668	S29	BP11			14.32	9.56	4.76				
77807	S36	EB1			15.33	10.34	4.99				
G63622	S36	EB1			15.32	10.29	5.03				
58807	S36	EB1			15.24	10.11	5.13				
58622	S36	EB1			15.04	10.16	4.88				
77614	S36	EB1			15.04	10.05	4.99				

* Damping force, in pounds, to either extend or collapse the shock absorber at an average operating velocity. Fuerza de amortiguación en libras para extender o comprimir el amortiguador a una velocidad de operación promedio. La puissance d'amortissement en poids de l'amortisseur, soit comprimé, doit détendu, à une vitesse de fonctionnement moyenne.

SPECIFICATIONS BY END MOUNT
ESPECIFICACIONES POR TIPO DE MONTAJE
SPÉCIFICATIONS PAR FIXATION DES EXTRÉMITÉS

Gabriel	Mounting		Bore	External Diameter Illustration	Lengths			Dust Tube	Recoil Cutoff	Controls*	
	Upper	Lower			Extended	Collapsed	Stroke			Rebound	Compression
34076	S36	EB1			14.59	9.87	n/a				
81744	S36	EB1			14.52	9.76	4.76				
61591	S36	EB1			14.47	9.71	4.76				
81394	S36	ES25			17.47	11.21	6.26				
G63386	S36	ES25			16.11	10.58	5.53				
61520	S36	ES41			15.34	10.31	5.03				
G63414	S36	ES41			15.09	10.06	5.03				
81828	S36	ES83			22.72	14.21	8.51				
G63623	S36	ES83			22.57	14.29	8.28				
58623	S36	ES83			22.54	13.91	8.63				
77414	S36	ES83			15.33	10.34	4.99				
61646	S36	ES185			22.57	14.29	8.28				
77714	S38	BP7			15.34	9.84	5.50				
77949	S38	BP27			16.16	10.67	5.49				
77716	S38	ES26			15.32	9.84	5.48				
77948	S38	ES34			23.5	14.75	8.75				
G63674	S38	ES34			23.39	14.36	9.03				
G64009	S38	ES34			23.29	14.25	9.04				
61635	S38	ES34			23.27	14.24	9.03				
77674	S38	ES34			23.27	14.27	9.00				
77673	S38	ES34			22.38	13.84	8.54				
61634	S38	ES34			22.3	13.77	8.53				
81919	S38	ES34			22.3	13.54	8.76				
61680	S38	ES34			20.83	13.39	7.44				
G63886	S38	ES34			20.8	13.36	7.44				
77951	S38	ES34			20.5	13	7.50				
61599	S38	ES34			13.8	9.52	4.28				
G63661	S38	ES34			13.8	9.52	4.28				
81928	S38	ES34			13.78	9.52	4.26				
77623	S38	ES83			22.38	13.84	8.54				
77980	S38	ES204			23	14.39	8.61				
83114	S40	ES35	1-3/8"	A	23.02	13.78	9.24	YES	NO	450	102
83162	S40	ES190	1-3/8"	A	24.35	14.69	9.67	YES	NO	877	52
85332	S42	ES36	1-5/8"	D	20.64	12.98	7.66	YES	YES	2351	967
85182	S43	S43	1-5/8"	C	26.86	16.04	10.82	YES	NO	708	232
G63610	S47	EB1			21.95	13.17	8.78				
G64043	S61	BP38			14.09	9.68	4.41				

* Damping force, in pounds, to either extend or collapse the shock absorber at an average operating velocity. Fuerza de amortiguación en libras para extender o comprimir el amortiguador a una velocidad de operación promedio. La puissance d'amortissement en poids de l'amortisseur, soit comprimé, doit détendu, à une vitesse de fonctionnement moyenne.

**SPECIFICATIONS BY END MOUNT
ESPECIFICACIONES POR TIPO DE MONTAJE
SPÉCIFICATIONS PAR FIXATION DES EXTRÉMITÉS**

Gabriel	Mounting		Bore	External Diameter Illustration	Lengths			Dust Tube	Recoil Cutoff	Controls*	
	Upper	Lower			Extended	Collapsed	Stroke			Rebound	Compression
61611	S62	BP7			15.48	9.95	5.53				
81912	S62	BP7			15.48	9.87	5.61				
G63714	S62	BP7			15.39	9.86	5.53				
58714	S62	BP7			15.26	9.98	5.28				
G63716	S62	ES26			16.39	9.86	6.53				
61613	S62	ES26			15.48	9.95	5.53				
81914	S62	ES26			15.48	9.87	5.61				
77967	S62	ES34			20.75	13.13	7.62				
G63969	S62	ES34			20.75	13.31	7.44				
85649	S62	ES34	1-5/8"	G	23.16	16.46	6.7	YES	NO	875	421
61714	S62	ES77			23.36	14.22	9.14				
G64011	S62	ES87			23.36	14.21	9.15				
58944	S62	ES204			20.73	13.35	7.38				
G56778	S68	CL1			21.37	14.37	7				
G57802	TMR4S	CL3			17.20	9.96	7.24				
G57816	TMT3S	LP4			27.17	18.98	8.19				
G57800	TMU2B1S	LP4			26.73	19.49	7.24				
G57801	TMU2B1S	LP4			26.73	19.49	7.24				

* Damping force, in pounds, to either extend or collapse the shock absorber at an average operating velocity. Fuerza de amortiguación en libras para extender o comprimir el amortiguador a una velocidad de operación promedio. La puissance d'amortissement en poids de l'amortisseur, soit comprimé, doit détendu, à une vitesse de fonctionnement moyenne.

SPECIFICATIONS BY PART NUMBER
ESPECIFICACIONES POR NÚMERO DE PARTE
SPÉCIFICATIONS PAR NUMÉRO DE PIÈCE

Gabriel	Mounting		Bore	External Diameter Illustration	Lengths			Dust Tube	Recoil Cutoff	Controls*	
	Upper	Lower			Extended	Collapsed	Stroke			Rebound	Compression
14017	EB1	EB1			24.04	14.43	9.61				
14072	ES83	EB18			28.22	16.49	11.73				
34036	EB1	ES24			14.16	9.53	4.63				
34052	S1	BP13			13.62	9	4.62				
34058	S12	ES3			17.13	11.01	n/a				
34073	S1	BP7			14.29	9.37	4.92				
34076	S36	EB1			14.59	9.87	n/a				
43048	EB1	EB1			20.45	12.62	7.83				
43058	EB1	ES25			19.95	12.37	7.58				
43085	EB4	ES27			20.61	12.78	n/a				
43099	S1	ES25			19.17	11.77	7.40				
43111	EB1	ES34			22.9	13.82	9.08				
43140	S1	EB1			20.92	12.84	8.08				
43163	BP14	ES34			25.05	15.69	9.36				
43167	EB1	ES83			22.99	13.88	9.11				
43180	BP8	ES34			23.55	14.19	9.36				
43181	ES34	ES34			24.24	14.88	9.36				
49107	ES24	ES24			19.27	12.29	6.98				
49127	EB1	ES25			19.87	12.63	7.24				
49149	ES27	EB4			24.93	15.64	9.29				
49155	EB1	ES34			23.27	14.29	8.98				
49162	ES24	ES24			20.02	12.79	7.23				
49173	S1	ES25			19.24	12.01	7.23				
49178	S1	ES25			23.12	13.89	9.23				
49212	ES27	ES27			21.02	13.29	7.73				
49218	BP14	ES34			26.34	16.36	9.98				
49231	BP14	ES34			24.27	14.79	9.48				
49235	ES34	ES34			24.77	15.04	9.73				
49237	S12	ES171			24.18	14.45	9.73				
49310	EB1	EB1			20.35	12.75	7.60				
58357	ES24	ES24			14.68	10.06	4.62				
58359	S1	BP13			13.92	9.14	4.78				
58403	ES26	ES26			24.48	14.95	9.53				
58412	ES34	ES34			26.68	16.18	10.50				
58488	BP14	ES34			26.69	16.02	10.63				
58489	S29	BP11			14.64	9.61	5.03				
58609	ES126	ES45			16.49	11.05	5.44				

* Damping force, in pounds, to either extend or collapse the shock absorber at an average operating velocity. Fuerza de amortiguación en libras para extender o comprimir el amortiguador a una velocidad de operación promedio. La puissance d'amortissement en poids de l'amortisseur, soit comprimé, doit détendu, à une vitesse de fonctionnement moyenne.

**SPECIFICATIONS BY PART NUMBER
ESPECIFICACIONES POR NÚMERO DE PARTE
SPÉCIFICATIONS PAR NUMÉRO DE PIÈCE**

Gabriel	Mounting		Bore	External Diameter Illustration	Lengths			Dust Tube	Recoil Cutoff	Controls*	
	Upper	Lower			Extended	Collapsed	Stroke			Rebound	Compression
58622	S36	EB1			15.04	10.16	4.88				
58623	S36	ES83			22.54	13.91	8.63				
58638	BP14	ES34			23.87	14.49	9.38				
58662	ES34	ES34			24.68	15.36	9.32				
58714	S62	BP7			15.26	9.98	5.28				
58807	S36	EB1			15.24	10.11	5.13				
58808	EB1	ES83			28.38	16.75	11.63				
58809	EB1	ES83			23.65	14.53	9.12				
58810	EB1	ES83			31.42	18.42	13.00				
58817	S12	ES60			15.59	10.96	4.63				
58944	S62	ES204			20.73	13.35	7.38				
61500	EB1	EB1			20.23	12.37	7.86				
61516	ES31	ES24			18.23	11.37	6.86				
61517	ES24	ES24			14.98	9.95	5.03				
61518	S1	ES25			18.73	11.7	7.03				
61519	EB1	ES25			19.98	12.45	7.53				
61520	S36	ES41			15.34	10.31	5.03				
61521	S12	ES25			16.45	10.67	5.78				
61522	ES27	ES27			20.49	12.63	7.86				
61523	S1	BP13			13.7	8.92	4.78				
61524	EB1	ES34			23.26	14.23	9.03				
61525	EB1	ES24			15.01	9.95	5.06				
61529	S1	BP4			14.1	9.34	4.76				
61530	EB1	ES83			25.48	15.2	10.28				
61542	ES126	ES128			16.73	10.95	5.78				
61543	BP14	ES34			26.76	16.23	10.53				
61544	S29	BP11			14.54	9.75	4.79				
61546	S1	ES64			18.45	11.67	6.78				
61547	EB1	ES83			23.01	14.07	8.94				
61554	ES185	ES185			21.48	13.2	8.28				
61555	S12	BP7			14.14	9.11	5.03				
61556	S1	BP7			14.2	9.09	5.11				
61565	BP14	ES34			24.26	14.73	9.53				
61591	S36	EB1			14.47	9.71	4.76				
61599	S38	ES34			13.8	9.52	4.28				
61600	ES34	ES34			24.51	14.98	9.53				
61611	S62	BP7			15.48	9.95	5.53				

* Damping force, in pounds, to either extend or collapse the shock absorber at an average operating velocity. Fuerza de amortiguación en libras para extender o comprimir el amortiguador a una velocidad de operación promedio. La puissance d'amortissement en poids de l'amortisseur, soit comprimé, doit détendu, à une vitesse de fonctionnement moyenne.

**SPECIFICATIONS BY PART NUMBER
ESPECIFICACIONES POR NÚMERO DE PARTE
SPÉCIFICATIONS PAR NUMÉRO DE PIÈCE**

Gabriel	Mounting		Bore	External Diameter Illustration	Lengths			Dust Tube	Recoil Cutoff	Controls*	
	Upper	Lower			Extended	Collapsed	Stroke			Rebound	Compression
61612	S12	ES171			28.39	16.36	12.03				
61613	S62	ES26			15.48	9.95	5.53				
61614	ES41	ES41			22.98	13.95	9.03				
61632	EB4	EB4			20.79	13.01	7.78				
61634	S38	ES34			22.3	13.77	8.53				
61635	S38	ES34			23.27	14.24	9.03				
61638	S12	ES171			24.45	14.42	10.03				
61641	S12	BP11			14.7	10.17	4.53				
61642	ES34	ES34			26.76	15.98	10.78				
61646	S36	ES185			22.57	14.29	8.28				
61654	ES185	ES185			28.76	16.98	11.78				
61655	ES185	ES185			23.01	14.07	8.94				
61656	ES185	ES185			31.51	18.48	13.03				
61663	S12	ES60			15.7	10.92	4.78				
61680	S38	ES34			20.83	13.39	7.44				
61682	EB1	ES83			31.36	18.67	12.69				
61683	S11	LU1			15.07	10.44	4.63				
61685	S11	BP9			14.12	9.68	4.44				
61687	BP14	ES34			23.87	14.68	9.19				
61710	ES34	ES34			27.58	17.14	10.44				
61713	EB1	ES83			26.94	16	10.94				
61714	S62	ES77			23.36	14.22	9.14				
61716	ES34	ES34			26.5	16.33	10.17				
6802SE	S1	S1			20.02	12.11	7.91				
6803SE	S1	S1			22.52	13.36	9.16				
6804SE	EB1	EB1			24.08	14.67	9.41				
6828SE	EB1	EB1			21.23	12.87	8.36				
6847SE	EB1	ES65			23	13.83	9.17				
6850SE	EB1	S1			23.3	13.77	9.53				
6853SE	EB1	ES24			19.33	12.05	7.28				
6854SE	EB1	EB1			23.03	14.27	8.76				
6855SE	EB1	EB1			23.83	14.3	9.53				
6856SE	S1	EB1			27.3	15.77	11.53				
6861SE	S1	S1			20.27	11.99	8.28				
77375	S12	BP7			14.14	9.04	5.10				
77403	ES26	ES26			24.31	14.78	9.53				
77412	ES34	ES34			26.77	16.26	10.51				

* Damping force, in pounds, to either extend or collapse the shock absorber at an average operating velocity. Fuerza de amortiguación en libras para extender o comprimir el amortiguador a una velocidad de operación promedio. La puissance d'amortissement en poids de l'amortisseur, soit comprimé, doit détendu, à une vitesse de fonctionnement moyenne.

SPECIFICATIONS BY PART NUMBER
ESPECIFICACIONES POR NÚMERO DE PARTE
SPÉCIFICATIONS PAR NUMÉRO DE PIÈCE

Gabriel	Mounting		Bore	External Diameter Illustration	Lengths			Dust Tube	Recoil Cutoff	Controls*	
	Upper	Lower			Extended	Collapsed	Stroke			Rebound	Compression
77414	S36	ES83			15.33	10.34	4.99				
77455	ES83	ES83			22.92	13.9	9.02				
77461	EB1	ES83			25.39	15.18	10.21				
77488	BP14	ES34			26.77	16.26	10.51				
77489	S29	BP11			14.36	9.55	4.81				
77609	ES126	ES128			16.43	10.95	5.48				
77614	S36	EB1			15.04	10.05	4.99				
77623	S38	ES83			22.38	13.84	8.54				
77638	BP14	ES34			24.31	14.78	9.53				
77661	S12	ES34			13.72	9.5	4.22				
77662	ES34	ES34			24.31	14.78	9.53				
77673	S38	ES34			22.38	13.84	8.54				
77674	S38	ES34			23.27	14.27	9.00				
77675	ES34	ES34			26.25	15.74	10.51				
77714	S38	BP7			15.34	9.84	5.50				
77715	S12	ES171			28.32	16.33	11.99				
77716	S38	ES26			15.32	9.84	5.48				
77783	S12	BP11			14.64	10.12	4.52				
77807	S36	EB1			15.33	10.34	4.99				
77808	EB1	ES83			28.73	16.92	11.81				
77809	EB1	ES83			22.92	13.9	9.02				
77810	EB1	ES83			31.53	18.5	13.03				
77817	S12	ES60			15.73	10.94	4.79				
77907	EB1	EB1			19.87	12.23	7.64				
77948	S38	ES34			23.5	14.75	8.75				
77949	S38	BP27			16.16	10.67	5.49				
77950	ES34	ES34			27.5	17.5	10.00				
77951	S38	ES34			20.5	13	7.50				
77952	EB1	ES83			29.68	17.43	12.25				
77967	S62	ES34			20.75	13.13	7.62				
77968	EB1	ES185			24.71	15.09	9.62				
77969	EB1	ES185			25.43	15.81	9.62				
77976	ES34	ES34			24.84	16.07	8.76				
77980	S38	ES204			23	14.39	8.61				
81039	EB1	ES24			14.73	9.62	5.11				
81082	EB1	ES83			23.23	13.87	9.36				
81091	ES27	EB4			25.14	15.28	9.86				

* Damping force, in pounds, to either extend or collapse the shock absorber at an average operating velocity. Fuerza de amortiguación en libras para extender o comprimir el amortiguador a una velocidad de operación promedio. La puissance d'amortissement en poids de l'amortisseur, soit comprimé, soit détendu, à une vitesse de fonctionnement moyenne.

SPECIFICATIONS BY PART NUMBER
ESPECIFICACIONES POR NÚMERO DE PARTE
SPÉCIFICATIONS PAR NUMÉRO DE PIÈCE

Gabriel	Mounting		Bore	External Diameter Illustration	Lengths			Dust Tube	Recoil Cutoff	Controls*	
	Upper	Lower			Extended	Collapsed	Stroke			Rebound	Compression
81096	S1	BP13			13.7	8.84	4.86				
81113	ES31	ES24			18.23	11.37	6.86				
81147	EB1	EB1			20.23	12.37	7.86				
81164	EB1	ES34			23.23	13.87	9.36				
81242	S1	ES25			19.2	11.59	7.61				
81270	S1	S1			17.67	10.56	7.11				
81318	EB1	EB1			22.73	13.87	8.86				
81342	ES27	EB4			28.89	16.78	12.11				
81394	S36	ES25			17.47	11.21	6.26				
81484	EB1	ES25			20.23	12.37	7.86				
81490	S12	ES83			14.85	9.84	5.01				
81496	ES27	ES27			20.49	12.63	7.86				
81510	EB1	ES83			25.73	15.12	10.61				
81667	BP14	ES34			26.95	16.19	10.76				
81668	S29	BP11			14.32	9.56	4.76				
81676	EB1	EB1			17.73	11.12	6.61				
81710	EB1	ES185			21.73	13.12	8.61				
81713	S29	BP7			14.42	9.31	5.11				
81726	ES126	ES128			16.48	10.87	5.61				
81744	S36	EB1			14.52	9.76	4.76				
81821	ES83	ES83			23.23	13.87	9.36				
81825	EB4	EB4			21.1	12.99	8.11				
81828	S36	ES83			22.72	14.21	8.51				
81834	S1	BP13			15.7	9.84	5.86				
81873	ES34	ES34			24.74	14.88	9.86				
81892	S12	ES171			24.2	14.09	10.11				
81912	S62	BP7			15.48	9.87	5.61				
81913	S12	ES171			28.39	16.28	12.11				
81914	S62	ES26			15.48	9.87	5.61				
81919	S38	ES34			22.3	13.54	8.76				
81920	S12	BP11			14.71	10.1	4.61				
81921	ES34	ES34			26.76	15.67	11.09				
81925	S12	ES7			14.7	9.59	5.11				
81928	S38	ES34			13.78	9.52	4.26				
82003	ES24	ES24			18.55	11.44	7.11				
82007	EB1	EB1			18.23	11.37	6.86				
82012	BP6	ES25			16.04	10.53	5.51				

* Damping force, in pounds, to either extend or collapse the shock absorber at an average operating velocity. Fuerza de amortiguación en libras para extender o comprimir el amortiguador a una velocidad de operación promedio. La puissance d'amortissement en poids de l'amortisseur, soit comprimé, doit détendu, à une vitesse de fonctionnement moyenne.

SPECIFICATIONS BY PART NUMBER
ESPECIFICACIONES POR NÚMERO DE PARTE
SPÉCIFICATIONS PAR NUMÉRO DE PIÈCE

Gabriel	Mounting		Bore	External Diameter Illustration	Lengths			Dust Tube	Recoil Cutoff	Controls*	
	Upper	Lower			Extended	Collapsed	Stroke			Rebound	Compression
82034	S1	S1			22.17	12.81	9.36				
82035	ES24	EB1			14.64	9.53	5.11				
82047	EB1	EB1			20.23	12.37	7.86				
82060	EB1	EB1			23.23	13.87	9.36				
82065	EB4	EB4			19.04	11.93	7.11				
82066	S1	EB1			22.7	13.34	9.36				
82086	ES35	ES35			25.54	14.93	10.61				
82147	EB1	ES25			23.23	13.87	9.36				
82155	S1	EB1			20.7	12.34	8.36				
83006	ES149	EB1	1-3/8"	A	10.71	8.52†	2.78	YES	YES	525	182
83021	ES10	ES10	1-3/8"	A	9.41	7.4	2.01	YES	YES	745	315
83025	ES163	ES163	1-3/8"	A	8.02	6.53	1.48	YES	YES	710	230
83040	ES171	ES172	1-3/8"	A	10.44†	8.4†	3	YES	YES	876	326
83054	ES185	ES185	1-3/8"	A	10.28	7.56	2.72	YES	YES	1004	184
83066	ES153	ES153	1-3/8"	A	11.15†	9.2†	2.78	YES	YES	599	221
83101	ES90	ES90	1-3/8"	A	24.63	15.13	9.49	YES	YES	481	142
83103	S21	S21	1-3/8"	A	19.66	11.93	7.74	YES	YES	517	301
83107	EB2	EB2	1-3/8"	A	31.66	18.4	13.25	YES	NO	352	77
83114	S40	ES35	1-3/8"	A	23.02	13.78	9.24	YES	NO	450	102
83120	ES120	S21	1-3/8"	A	22.17	13.66	8.51	YES	YES	779	164
83122	ES36	ES36	1-3/8"	A	25.28	15.79	9.49	YES	YES	661	201
83123	ES36	ES36	1-3/8"	A	26.65	16.41	10.24	YES	YES	589	119
83125	ES36	ES36	1-3/8"	A	28.15	17.16	10.99	YES	YES	625	115
83126	ES36	ES36	1-3/8"	A	24.41	15.27	9.14	YES	YES	625	115
83127	ES36	ES36	1-3/8"	A	20.16	13.14	7.01	YES	YES	940	218
83131	ES83	ES83	1-3/8"	A	27.8	18.18	9.62	YES	NO	212	129
83134	S21	ES36	1-3/8"	A	22.27	13.51	8.77	YES	NO	430	49
83135	ES90	ES90	1-3/8"	A	19.49	12.38	7.11	YES	NO	519	121
83136	S21	S21	1-3/8"	A	29.31	16.8	12.51	YES	NO	914	65
83137	ES36	ES36	1-3/8"	A	30.04	17.79	12.25	YES	YES	517	132
83140	EB3	EB3	1-3/8"	A	25.28	15.53	9.75	YES	NO	738	88
83141	EB3	EB3	1-3/8"	A	25.27	15.52	9.75	YES	NO	408	113
83142	ES162	S42	1-3/8"	A	23.92	14.49	9.43	YES	YES	367	131
83143	ES162	S42	1-3/8"	A	21.92	13.51	8.41	YES	YES	403	137
83148	ES179	ES179	1-3/8"	A	30	17.83	12.17	YES	YES	604	149
83157	ES36	ES90	1-3/8"	A	26.38	15.76	10.61	YES	NO	446	303
83159	EB2	EB2	1-3/8"	A	21.85	13.56	8.29	YES	NO	658	149

* Damping force, in pounds, to either extend or collapse the shock absorber at an average operating velocity. Fuerza de amortiguación en libras para extender o comprimir el amortiguador a una velocidad de operación promedio. La puissance d'amortissement en poids de l'amortisseur, soit comprimé, soit détendu, à une vitesse de fonctionnement moyenne.

**SPECIFICATIONS BY PART NUMBER
ESPECIFICACIONES POR NÚMERO DE PARTE
SPÉCIFICATIONS PAR NUMÉRO DE PIÈCE**

Gabriel	Mounting		Bore	External Diameter Illustration	Lengths			Dust Tube	Recoil Cutoff	Controls*	
	Upper	Lower			Extended	Collapsed	Stroke			Rebound	Compression
83160	ES128	ES36	1-3/8"	A	24.31	14.9	9.37	YES	YES	920	161
83162	S40	ES190	1-3/8"	A	24.35	14.69	9.67	YES	NO	877	52
83163	ES175	ES175	1-3/8"	A	20.75	13.01	7.74	YES	NO	828	98
83164	ES36	ES165	1-3/8"	C	24.22	14.59	9.63	YES	NO	426	274
83166	ES179	ES179	1-3/8"	A	25.28	15.78	9.49	YES	YES	622	132
83168	ES179	ES179	1-3/8"	A	25.28	15.78	9.49	YES	YES	246	88
83169	ES90	ES90	1-3/8"	A	18.55	11.91	6.64	YES	NO	599	171
83175	ES175	ES175	1-3/8"	A	20.48	13.19	7.29	YES	NO	1245	156
83180	ES90	ES83	1-3/8"		30.2	21.24	8.96	YES	NO	909	204
83209	ES36	ES36	1-3/8"	A	29.64	17.61	12.03	YES	YES	670	78
83215	EB3	EB3	1-3/8"	A	26.64	16.36	10.28	YES	YES	697	108
83216	EB2	EB2	1-3/8"	A	23.51	14.48	9.03	YES	YES	776	262
83221	ES36	ES36	1-3/8"	A	24.01	14.73	9.28	YES	YES	599	153
83225	EB3	EB3	1-3/8"	A	24.14	15.11	9.03	YES	YES	482	159
83243	ES175	ES175	1-3/8"	A	24.41	15.26	9.15	YES	YES	296	170
83308	EB2	EB2	1-3/8"	B	25.14	15.36	9.78	YES	YES	445	180
83309	EB2	EB2	1-3/8"	B	28.64	17.11	11.53	YES	YES	589	135
83312	EB2	EB2	1-3/8"	B	26.64	16.11	10.53	YES	YES	527	152
83314	EB2	EB2	1-3/8"	B	30.64	18.11	12.53	YES	YES	633	143
83317	S16	ES90	1-3/8"	B	27.03	16	11.34	YES	YES		
83364	ES90	ES83	1-3/8"	A	24.06	15.07	8.99	YES	YES	855	206
83391	ES190	ES190	1-3/8"	A	25.52	15.61	9.91	YES	NO	590	105
83397	ES175	ES175	1-3/8"	A	18.67	11.91	6.76	YES	NO	303	101
83398	ES175	ES175	1-3/8"	A	23.23	15.38	7.85	YES	YES	293	168
83456	S21	S21	1-3/8"	B	24.03	14.25	9.78	YES	YES	566	80
83515	S1	EB2	1-3/16"		23.34	13.89	9.45	YES	NO	643	205
83518	S1	EB2	1-3/16"		24.4	14.26	10.14	YES	NO	153	82
83519	EB2	EB2	1-3/16"	F	23.83	14.35	9.48	YES	NO	292	132
83613	S16	S16	1-3/8"	A	21.04	12.76	8.28	YES	YES	601	242
85001	EB3	EB3	1-5/8"	C	26.3	16.39	9.92	YES	NO	1202	186
85006	ES36	ES36	1-5/8"	C	28.54	17.13	11.41	YES	YES	1019	219
85007	EB3	EB3	1-5/8"	C	24.33	15.4	8.93	YES	YES	1008	171
85009	S21	ES36	1-5/8"	C	23.56	14.4	9.16	YES	YES	857	144
85010	ES36	ES36	1-5/8"	C	26.8	16.26	10.54	YES	YES	1019	219
85012	EB2	EB2	1-5/8"	C	21.02	13.23	7.79	YES	NO	523	199
85013	ES36	ES36	1-5/8"	C	29.79	17.76	12.04	YES	YES	1019	219
85029	ES36	ES36	1-5/8"	C	20.54	13.11	7.43	YES	YES	1019	219
85030	ES36	ES36	1-5/8"	C	24.05	14.89	9.16	YES	YES	1019	219

* Damping force, in pounds, to either extend or collapse the shock absorber at an average operating velocity. Fuerza de amortiguación en libras para extender o comprimir el amortiguador a una velocidad de operación promedio. La puissance d'amortissement en poids de l'amortisseur, soit comprimé, doit détendu, à une vitesse de fonctionnement moyenne.

SPECIFICATIONS BY PART NUMBER
ESPECIFICACIONES POR NÚMERO DE PARTE
SPÉCIFICATIONS PAR NUMÉRO DE PIÈCE

Gabriel	Mounting		Bore	External Diameter Illustration	Lengths			Dust Tube	Recoil Cutoff	Controls*	
	Upper	Lower			Extended	Collapsed	Stroke			Rebound	Compression
85031	ES176	EB2	1-5/8"	C	25.63	15.87	9.76	YES	NO	941	257
85043	ES36	ES36	1-5/8"	C	27.63	16.85	10.78	YES	YES	628	163
85054	EB2	EB2	1-5/8"	C	23.26	14.37	8.89	YES	NO	602	104
85058	ES36	ES36	1-5/8"	C	22.67	14.26	8.41	YES	YES	722	114
85063	EB2	EB2	1-5/8"	C	32.01	18.85	13.16	YES	NO	762	174
85069	S21	S21	1-5/8"	C	26.31	15.97	10.33	YES	YES	762	255
85070	ES174	EB3	1-5/8"	C	25.59	15.83	9.76	YES	NO	1100	310
85071	S21	S21	1-5/8"	C	25.57	15.02	10.55	YES	NO	610	107
85072	ES36	ES176	1-5/8"	C	24.17	14.81	9.36	YES	YES	1387	305
85082	ES90	ES90	1-5/8"	C	28.6	20.64	7.97	YES	YES	1435	266
85084	ES174	ES136	1-5/8"	C	20.59	13.03	7.57	YES	NO	1145	407
85124	S21	S21	1-5/8"	C	20.91	12.9	8.01	YES	YES	1086	222
85125	ES158	ES159	1-5/8"	C	26.9	16.64	10.26	YES	YES	1479	183
85180	ES150	ES36	1-5/8"	C	20.94	13.83	7.11	YES	YES	681	283
85181	ES150	ES150	1-5/8"	C	26.33	17.06	9.27	YES	YES	681	285
85182	S43	S43	1-5/8"	C	26.86	16.04	10.82	YES	NO	708	232
85301	EB3	EB3	1-5/8"	D	31.92	19.03	12.89	YES	NO	1442	455
85302	EB3	EB3	1-5/8"	D	22.75	14.61	8.14	YES	NO	836	253
85310	S21	S21	1-5/8"	D	18.63	11.71	6.92	YES	YES	1379	578
85314	EB3	EB3	1-5/8"	D	26.49	16.46	10.03	YES	YES	1216	169
85331	ES158	ES159	1-5/8"	D	19.62	12.85	6.77	YES	YES	1757	396
85332	S42	ES36	1-5/8"	D	20.64	12.98	7.66	YES	YES	2351	967
85335	ES158	ES159	1-5/8"	D	19.62	12.85	6.77	YES	YES	827	107
85351	S21	ES36	1-5/8"	D	20.61	12.82	7.79	YES	NO	1887	259
85376	EB3	EB3	1-5/8"	D	33.27	19.73	13.54	YES	NO	668	134
85649	S62	ES34	1-5/8"	G	23.16	16.46	6.7	YES	NO	875	421
85650	ES136	ES34	1-5/8"	G	24.88	16.35	8.53	YES	NO	941	463
85656	ES90	ES90	1-5/8"	G	26.49	16.94	9.55	YES	YES	1225	274
85670	ES175	ES175	1-5/8"	G	23.19	14.67	8.52	YES	YES	591	176
85716	EB3	EB3	1-5/8"	D	21.99	14.33	7.66	YES	YES	1220	175
85724	ES158	ES159	1-5/8"	D	22.81	14.51	8.3	YES	YES	1235	454
85900	S21	S21	1-5/8"	G	17.33	11.23	6.11	YES	YES	1467	337
85902	S21	S21	1-5/8"	G	19.03	12.09	6.93	YES	YES	1441	267
85909	ES36	ES36	1-5/8"	G	24.25	15.19	9.06	YES	YES	700	255
85919	ES36	ES36	1-5/8"	G	22.52	14.33	8.19	YES	YES	1265	121
85920	ES150	ES150	1-5/8"	G	21.16	13.57	7.59	YES	NO	845	49
85921	S21	ES36	1-5/8"	G	22.07	13.57	8.5	YES	NO	2053	339

* Damping force, in pounds, to either extend or collapse the shock absorber at an average operating velocity. Fuerza de amortiguación en libras para extender o comprimir el amortiguador a una velocidad de operación promedio. La puissance d'amortissement en poids de l'amortisseur, soit comprimé, doit détendu, à une vitesse de fonctionnement moyenne.

SPECIFICATIONS BY PART NUMBER
ESPECIFICACIONES POR NÚMERO DE PARTE
SPÉCIFICATIONS PAR NUMÉRO DE PIÈCE

Gabriel	Mounting		Bore	External Diameter Illustration	Lengths			Dust Tube	Recoil Cutoff	Controls*	
	Upper	Lower			Extended	Collapsed	Stroke			Rebound	Compression
85923	ES177	ES161	1-5/8"	G	22.52	14.52	8	YES	YES	1940	221
85926	ES90	ES90	1-5/8"	G	26.5	17.96	8.54	YES	YES	1387	279
85927	ES90	ES90	1-5/8"	G	24.76	15.47	9.3	YES	YES	1288	388
85928	ES90	ES90	1-5/8"	G	20.31	13.24	7.07	YES	NO	957	229
85932	ES178	ES150	1-5/8"	G	21.26	13.7	7.56	YES	YES	1102	430
85956	ES183	ES184	1-5/8"	G	30.65	18.77	11.88	YES	YES	979	373
85957	ES90	ES90	1-5/8"	G	20.78	13.19	7.6	YES	NO	1583	138
85959	ES150	ES150	1-5/8"	G	21.16	13.57	7.59	YES	YES	1021	123
85976	ES36	ES36	1-5/8"	G	29.92	18.12	11.8	YES	YES	582	138
85978	ES179	ES179	1-5/8"	G	29.84	18.16	11.69	YES	YES	582	138
85986	ES175	ES150	1-5/8"	G	21.25	13.66	7.59	YES	YES	1754	221
85989	ES174	ES136	1-5/8"	G	20.78	13.15	7.63	YES	NO	1812	351
85995	ES90	ES36	1-5/8"	G	23.5	14.52	8.98	YES	NO	1830	173
G56778	S68	CL1			21.37	14.37	7				
G57800	TMU2B1S	LP4			26.73	19.49	7.24				
G57801	TMU2B1S	LP4			26.73	19.49	7.24				
G57802	TMR4S	CL3			17.20	9.96	7.24				
G57816	TMT3S	LP4			27.17	18.98	8.19				
G63183	EB4	EB4			20.79	13.01	7.78				
G63306	ES24	ES24			19.85	12.57	7.28				
G63347	ES31	ES35			18.08	11.55	6.53				
G63349	EB1	ES34			23.33	14.3	9.03				
G63350	S1	ES25			18.82	11.79	7.03				
G63353	ES27	EB4			24.74	14.96	9.78				
G63355	EB1	ES24			14.98	9.95	5.03				
G63357	ES24	ES24			14.98	9.95	5.03				
G63359	S1	BP13			13.7	8.92	4.78				
G63360	S1	BP13			15.7	9.92	5.78				
G63366	ES34	ES34			23.26	14.23	9.03				
G63375	S12	BP7			14.14	9.11	5.03				
G63377	EB1	ES25			20.08	12.55	7.53				
G63386	S36	ES25			16.11	10.58	5.53				
G63387	S1	ES25			23.32	14.04	9.28				
G63394	EB1	ES24			16.01	10.48	5.53				
G63403	ES26	ES26			24.58	14.8	9.78				
G63405	EB1	EB1			20.01	12.48	7.53				
G63406	EB1	ES83			22.98	13.95	9.03				

* Damping force, in pounds, to either extend or collapse the shock absorber at an average operating velocity. Fuerza de amortiguación en libras para extender o comprimir el amortiguador a una velocidad de operación promedio. La puissance d'amortissement en poids de l'amortisseur, soit comprimé, doit détendu, à une vitesse de fonctionnement moyenne.

**SPECIFICATIONS BY PART NUMBER
ESPECIFICACIONES POR NÚMERO DE PARTE
SPÉCIFICATIONS PAR NUMÉRO DE PIÈCE**

Gabriel	Mounting		Bore	External Diameter Illustration	Lengths			Dust Tube	Recoil Cutoff	Controls*	
	Upper	Lower			Extended	Collapsed	Stroke			Rebound	Compression
G63409	EB1	ES185			21.48	13.2	8.28				
G63410	S12	EB1			18.55	11.77	6.78				
G63411	ES31	ES26			18.58	11.8	6.78				
G63413	ES27	ES27			20.76	12.98	7.78				
G63414	S36	ES41			15.09	10.06	5.03				
G63418	S1	BP11			13.95	9.17	4.78				
G63419	EB1	EB1			24.08	14.55	9.53				
G63455	ES83	ES83			22.98	13.95	9.03				
G63456	EB1	ES83			26.85	16.07	10.78				
G63461	EB1	ES83			25.51	15.23	10.28				
G63488	BP14	ES34			26.61	16.33	10.28				
G63489	S29	BP11			14.42	9.64	4.78				
G63605	EB19	ES27			24.24	14.71	9.53				
G63609	ES126	ES128			16.5	10.97	5.53				
G63610	S47	EB1			21.95	13.17	8.78				
G63622	S36	EB1			15.32	10.29	5.03				
G63623	S36	ES83			22.57	14.29	8.28				
G63625	EB1	ES24			22.56	13.78	8.78				
G63638	BP14	ES34			24.33	14.8	9.53				
G63661	S38	ES34			13.8	9.52	4.28				
G63662	ES34	ES34			24.58	15.05	9.53				
G63671	ES26	ES26			22.48	13.7	8.78				
G63673	EB1	ES83			22.3	13.77	8.53				
G63674	S38	ES34			23.39	14.36	9.03				
G63675	EB1	ES83			26.86	16.08	10.78				
G63692	EB1	EB1			27.58	16.3	11.28				
G63714	S62	BP7			15.39	9.86	5.53				
G63715	S12	ES171			28.55	16.52	12.03				
G63716	S62	ES26			16.39	9.86	6.53				
G63778	S12	ES171			24.55	14.52	10.03				
G63783	S12	BP11			14.59	10.21	4.38				
G63808	EB1	ES83			28.86	17.08	11.78				
G63809	EB1	ES83			22.98	13.95	9.03				
G63810	EB1	ES185			31.6	18.57	13.03				
G63817	S12	ES60			15.8	11.02	4.78				
G63886	S38	ES34			20.8	13.36	7.44				
G63888	EB1	ES83			31.36	18.67	12.69				

* Damping force, in pounds, to either extend or collapse the shock absorber at an average operating velocity. Fuerza de amortiguación en libras para extender o comprimir el amortiguador a una velocidad de operación promedio. La puissance d'amortissement en poids de l'amortisseur, soit comprimé, doit détendu, à une vitesse de fonctionnement moyenne.

**SPECIFICATIONS BY PART NUMBER
ESPECIFICACIONES POR NÚMERO DE PARTE
SPÉCIFICATIONS PAR NUMÉRO DE PIÈCE**

Gabriel	Mounting		Bore	External Diameter Illustration	Lengths			Dust Tube	Recoil Cutoff	Controls*	
	Upper	Lower			Extended	Collapsed	Stroke			Rebound	Compression
G63893	S11	LU1			15.07	10.44	4.63				
G63895	S11	BP9			14.12	9.68	4.44				
G63897	BP14	ES34			23.87	14.68	9.19				
G63907	EB1	EB1			20.23	12.37	7.86				
G63918	ES34	ES141			21.25	13.56	7.69				
G63950	S1	BP7			14.2	9.09	5.11				
G63969	S62	ES34			20.75	13.31	7.44				
G63971	ES34	ES34			27.58	17.14	10.44				
G64009	S38	ES34			23.29	14.25	9.04				
G64010	EB1	ES83			26.94	16	10.94				
G64011	S62	ES87			23.36	14.21	9.15				
G64013	ES34	ES34			26.52	16.33	10.19				
G64043	S61	BP38			14.09	9.68	4.41				
G64089	ES56	ES56			20.43	13.03	7.4				
G64121	ES34	ES34			25.35	16.17	9.18				
G64148	LU1	DS1			18.39	14.09	4.3				
G64164	ES210	ES13			19.95	12.81	7.14				
G64177	ES216	ES19			25.86	16.1	9.76				

* Damping force, in pounds, to either extend or collapse the shock absorber at an average operating velocity. Fuerza de amortiguación en libras para extender o comprimir el amortiguador a una velocidad de operación promedio. La puissance d'amortissement en poids de l'amortisseur, soit comprimé, doit détendu, à une vitesse de fonctionnement moyenne.

QUESTIONS ANSWERED.

800.999.3903 | ANSWERGARAGE.COM



ANSWER GARAGE®



Gabriel®

THE ORIGINAL

Ride Control Answer Garage/Tech Line:

800.999.3903

For application, technical and
product questions
Monday - Friday, 8AM - 5PM CT

Gabriel Customer Service:

800.251.5932

To place and track orders
Monday - Friday, 7AM - 5PM CT

Watch our Videos:

Gabriel®
Shock Selector



Last Mile
Delivery



ReadyMount®
Installation



FIND MORE AT GABRIEL.COM
part lookup, product info, technical help & training



Ride Control, LLC, 39300 Country Club Dr.
Farmington Hills, MI 48331, 248.247.7600