

PRODUCT GUIDE

marmoleum® | mct | flotex® | allura | eternal | coral® | impressa®



creating better environments

forbo

FLOORING SYSTEMS

BENEFITS OF MARMOLEUM

Ergonomics

Marmoleum provides the necessary stability and traction for comfortable foot traffic. Marmoleum offers low resistance to wheeled traffic, providing easier navigation while helping reduce pains and strains related to pushing and pulling when compared to other flooring types.

Infection Control

Marmoleum's ability to inhibit the growth of bacteria stems from the natural raw materials that go into its production. An inherent property of the product, the bacteriostatic qualities of Marmoleum won't diminish over time, giving peace of mind and constant protection from the moment it is installed.

Marmoleum is a supplement to and not a substitute for standard infection control practices and has been shown to reduce microbial contamination*, but does not necessarily prevent cross contamination or infections; users must continue to follow all current infection control practices.


*Based on Independent Laboratory Testing

Non Heat welded Marmoleum

Marmoleum, which is naturally PVC and Plasticizer free, no longer requires heat welding to achieve hygienic, water tight seams when installed with Forbo adhesives. This is due to continuing advancements made by Forbo Flooring Systems over the past decades in our water-based adhesive technologies, combined with Marmoleum® TopShield™ occupancy ready factory finish. Independent 3rd party research shows that non heat welded Marmoleum seams are as hygienic as heat welded sheet vinyl saving precious installation time and money.

Cost-effective

Marmoleum is cost-effective. Marmoleum with TopShield pro delivers long-lasting appearance retention and provides the lowest cost of ownership flooring solution over its lifetime. Marmoleum is engineered to withstand heavy foot traffic and has superior scuff and scratch resistance, coupled with the ability to repair the surface if damage occurs. These features, combined with a 10-year no-finish warranty, allows for an industry lowest cost of ownership.



Non-heat welded Marmoleum

topshieldTM PRO



DURABLE

Adhesive

Marmoleum is installed into wet adhesive, ensuring a 100% bond to the substrate. This type of installation helps prevent damage from topical moisture, providing a physical barrier to the intrusion of maintenance chemicals. This secure type of installation also helps prevent damage caused by pivot point movements of casters. Forbo offers a wide variety of high moisture resistant adhesives to fit the needs for many projects.

Naturally PVC, Phthalate and Red List Free

Marmoleum does not contain PVC, Phthalates, or Styrene providing a safe and low emitting floor. Marmoleum can help with LEED, Well, and ILF Living Building Challenge credits.

Durable

Thanks to its natural ingredients, Marmoleum gets more durable over time and features a 30-year System Service Life and a 30- year warranty.

Scratch resistant

Marmoleum is protected by TopShield, a double UV cured, water-based finish that provides occupancy-ready, clean-and-go installation and is repairable. In addition to Marmoleum's 30-year warranty, it also features an excellent 10-year no-finish warranty.





marmoleum® modular textura

- 7 organic linear designs embossed with realistic wood patterns
- USDA Certified 100% biobased content
- Naturally phthalate and plasticizer free
- Contributes to LEED® credits
- 30-year system service life

10' x 40' approx. (25cm x 100cm)



saw cut

te3573 | trace of nature



saw cut

te5231 | cliffs of moher



wood grain

te5217 | withered prairie



wood grain

te5230 | white wash



wood grain

te5235 | north sea coast



wood grain

te5229 | fresh walnut



wood grain

te5218 | welsh moor


marmoleum® modular slate

- 4 colors inspired by the natural texture of stone.
- USDA Certified 100% biobased content
- Naturally phthalate and plasticizer free
- Contributes to LEED® credits
- 30-year system service life


10' x 20' approx. (25cm x 50cm)
20' x 20' approx. (50cm x 50cm)




te3747 | lakeland shale



te3745 | cornish grey



te3725 | welsh slate



te3746 | newfoundland slate



marmoleum® modular striato

- 12 modern linear designs add an extra dimension to your space
- USDA Certified 100% biobased content
- Naturally phthalate and plasticizer free
- Contributes to LEED® credits
- 30-year system service life

10' x 40' approx. (25cm x 100cm)



t5232 | rocky ice



t3575 | white cliffs



t5230 | white wash



t5235 | north sea coast



t5225 | compressed time




t5217 | withered prairie



t3573 | trace of nature



t5229 | fresh walnut




t5231 | cliffs of moher



t5226 | grey granite



t5237 | black sheep

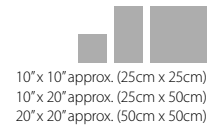


t5218 | welsh moor




marmoleum® modular marble


- 15 colors of concrete structures in cool and warm greys
- USDA Certified 100% biobased content
- Naturally phthalate and plasticizer free
- Contributes to LEED® credits
- 30-year system service life



t3136 | concrete




t2713 | calico



t3120 | rosato



t2707 | barley



t3407 | donkey island



t3234 | forest ground



t3232 | horse roan




t3233 | shitake



t3405 | granada



t3216 | moraine



t2621 | dove grey




t3053 | dove blue



t3146 | serene grey



t2629 | eiger

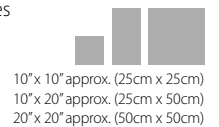


t3048 | graphite




marmoleum® modular color

- 9 vibrant colors ensure a diverse palette for endless possibilities
- USDA Certified 100% biobased content
- Naturally phthalate and plasticizer free
- Contributes to LEED® credits
- 30-year system service life




t3131 | scarlet




t3352 | berlin red



t3354 | pumpkin yellow



t3251 | lemon zest



t3362 | yellow moss



t3238 | laguna



t3030 | blue




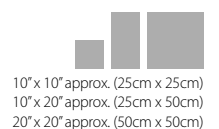
t3358 | petrol




t3258 | refreshing green

marmoleum® modular shade


- 10 colors inspired by natural shades
- USDA Certified 100% biobased content
- Naturally phthalate and plasticizer free
- Contributes to LEED® credits
- 30-year system service life



t3722 | stardust



t3711 | cloudy sand




t3716 | mercury




t3717 | neptune




t3718 | pluto




t3704 | satellite




t3702 | liquid clay



t3568 | delta lace



t3745 | cornish grey



t3707 | black hole



mct essentials | elementals with topshield^{PRO}

- **MCT Coordinates!** Our new collection features pops of bright color combined with a neutral base to create balance in a range of inspirational colors, ensuring efficiency and harmony of design. MCT's organic marbled texture provides a visual connection with nature bringing the outdoors in, while working well with primaries, secondary and tertiary colors. This new palette opens the door to creative and inspiring installations that define spaces, create paths and improve the environment.
- MCT EZon Guaranteed installed cost \$3.90 - \$5.45 ft² (Find Pricing Guarantee at www.forboflooringna.com/mct)
- EZvations adhesive solutions are available for installations with no need for moisture testing.
- Clean and Go – immediate occupancy; no initial maintenance required
- Naturally healthy floor mitigates mold risk and is naturally free from phthalates, pesticides and chemical agents



COORDINATES

mct essentials

mct-621 dove grey	mct-3136 concrete	mct-3274 alpine	mct-629 eiger	mct-3048 graphite	mct-2939 black
mct-3888 stone	mct-607 white marble	mct-3120 rosato	mct-3141 himalaya	mct-707 barley	mct-3075 shell
mct-3280 misty	mct-3281 thunder	mct-3279 dune	mct-3252 sparrow	mct-3233 shitake	mct-3235 tobacco leaf
mct-795 butter	mct-3251 lemon zest	mct-3278 mandarin	mct-3127 Bleeckerstreet	mct-3276 burgundy	mct-3277 grape
mct-3282 moss	mct-3260 leaf	mct-3238 laguna	mct-3275 chinchilla	mct-3055 fresco blue	mct-3030 blue


































mct elementals

mct-3629 frosty grey	mct-3630 angora	mct-3601 warm grey	mct-3631 otter	mct-3607 grey dusk	mct-3657 hazelnut
mct-3653 sunflower	mct-3655 orchid green	mct-3654 poppy red	mct-3656 bluebell		



marmoleum® marbled real

- 33 colors ensures wide color palette for endless possibilities
- USDA Certified 100% biobased content
- Naturally phthalate and plasticizer free
- Contributes to LEED® credits
- 30-year system service life

 mcs 3173 van gogh	 18dB mcs 3038 caribbean	 mcs 2499 sand	 mcs 2713 calico	 mcs 3136 concrete	 mcs 3032 mist grey	 mcs 3137 slate grey
 mcs 3075 shell	 18dB mcs 3120 rosato	 mcs 3141 himalaya	 mcs 3232 horse roan	 18dB 2621 dove grey	 18dB mcs 3146 serene grey	 18dB mcs 3048 graphite
 mcs 3174 sahara	 mcs 3233 shitake	 18dB 3225 dandelion	 mcs 3847 golden saffron	 mcs 3234 forest ground	 mcs 3270 violet	 mcs 2629 eiger
 mcs 2767 rust	 18dB mcs 3127 bleeckerstreet	 mcs 3219 spa	 18dB mcs 3053 dove blue	 mcs 3123 arabesque	 mcs 3272 plum	 mcs 3268 honey suckle
 mcs 3881 green wellness	 18dB mcs 3224 chartreuse	 mcs 3055 fresco blue	 18dB mcs 3030 blue	 mcs 3236 dark bistre		



marmoleum® marbled fresco

- 38 warm, rustic shades based on a tone-on-tone concept
- USDA Certified 100% biobased content
- Naturally phthalate and plasticizer free
- Contributes to LEED® credits
- 30-year system service life

3257 edelweiss	3858 barbados mcs	3861 arabian pearl mcs	3846 natural corn mcs	3251 lemon zest mcs	3125 golden sunset mcs	3262 marigold	3825 african desert
3860 silver shadow 18dB mcs	3266 lilac	3263 rose	3131 scarlet	3273 ruby	3203 henna	3126 kyoto	3139 lava mcs
3889 cinder	3883 moonstone	3252 sparrow 18dB mcs	3890 oat 18dB	3246 shrike	3254 clay mcs	3874 walnut	3872 volcanic ash 18dB
3891 sage	3265 avocado	3885 spring buds	3259 mustard	3260 leaf	3247 green	3271 hunter green	2939 black mcs
3828 blue heaven mcs	3267 aqua	3269 turquoise	3264 greek blue	3261 marine	3866 eternity mcs		



marmoleum® marbled vivace


- 9 chameleon-like blended colors that adapt well to a multitude of interiors
- USDA Certified 100% biobased content
- Naturally phthalate and plasticizer free
- Contributes to LEED® credits
- 30-year system service life




3427 | agate



3420 | surprising storm




3421 | oyster mountain



3413 | green melody



3407 | donkey island



3426 | cork tree



3411 | sunny day



3403 | asian tiger



3405 | granada

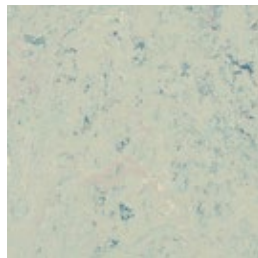


marmoleum® marbled splash

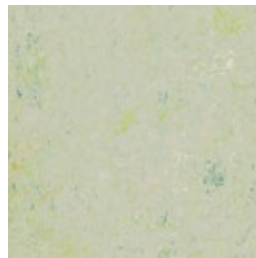
- 6 modern playful designs that work well on their own and play well with others
- USDA Certified 100% biobased content
- Naturally phthalate and plasticizer free
- Contributes to LEED® credits
- 30-year system service life



3428 | seashell



3429 | bluemoon



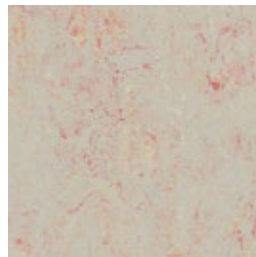
3430 | salsa verde



3433 | rockpool



3431 | limoncello



3432 | fruit punch



marmoleum® marbled terra


- 4 authentic mixes of earthy colors with great soil hiding properties
- USDA Certified 100% biobased content
- Naturally phthalate and plasticizer free
- Contributes to LEED® credits
- 30-year system service life




5802 | alpine mist



5801 | river bank



5803 | weathered sand



5804 | pink granite



marmoleum® solid

cocoa


- 9 chameleon-like blended colors that adapt well to a multitude of interiors
- USDA Certified 100% biobased content
- Naturally phthalate and plasticizer free
- Contributes to LEED® credits
- 30-year system service life




3584 | white chocolate




3582 | earl grey chocolate



3580 | milk chocolate



3581 | dark chocolate



3583 | chocolate blues



marmoleum® solid slate

- 6 colors inspired by the natural color and texture of stone
- USDA Certified 100% biobased content
- Naturally phthalate and plasticizer free
- Contributes to LEED® credits
- 30-year system service life



reddot




e3748 | california gold




e3747 | lakeland shale




e3746 | newfoundland slate



e3745 | cornish grey




e3725 | welsh slate




e3707 | highland black

marmoleum® solid walton uni and cirrus


- 15 easily adaptable colors with a soft subtle texture
- USDA Certified 100% biobased content
- Naturally phthalate and plasticizer free
- Contributes to LEED® credits
- 30-year system service life




3369 | titanium




3367 | alloy




171 | cement




3368 | grey iron



186 | lead




173 | paving




3358 | petrol




3360 | vintage blue




3355 | rosemary green




3359 | bottle green




3353 | eggplant purple




3363 | lilac



123 | black



3352 | berlin red



3370 | terracotta



marmoleum[®] solid concrete

- 33 shades that vary from warm to cool tones including 6 bright accents
- USDA Certified 100% biobased content
- Naturally phthalate and plasticizer free
- Contributes to LEED[®] credits
- 30-year system service life

 18dB 3738 orange glow	 18dB 3743 red glow	 3740 purple glow	 18dB 3739 blue glow	 18dB 3742 green glow	 18dB 3741 yellow glow	 18dB 3707 black hole
 3712 orange shimmer	 3737 red shimmer	 3735 purple shimmer	 3734 blue shimmer	 3736 green shimmer	 3733 yellow shimmer	 3725 cosmos
 3727 drift	 18dB 3568 delta lace	 3730 stella	 3731 flux	 3732 asteroid	 18dB mcs 3724 orbit	 3703 comet
 18dB 3709 silt	 18dB 3706 beton	 mcs 3702 liquid clay	 3704 satellite	 18dB 3711 cloudy sand	 3701 moon	 3705 meteorite
 18dB mcs 3723 nebula	 18dB 3708 fossil	 3728 kaolin	 3729 mica	 3726 venus		


marmoleum® sheet & tile quick specs

product	width roll / tile size / gauge
marmoleum® cocoa, slate, real, fresco, terra, concrete, piano, striato, splash, vivace, and MCS	79" (2 m), 77 yd ² (64 m ²) 105 lin ft (32 m), 1/10" (2.5 mm) MCS only - 0.080" (2.0 mm)
marmoleum® modular tile	10" x 10" (25 cm x 25 cm) 1/10" (2.5 mm), 26.91 ft ² / ctn (2.5m ²)
	10" x 20" (25 cm x 50 cm) 20" x 20" (50 cm x 50 cm) 1/10" (2.5 mm), 53.82 ft ² / ctn (5 m ²)
	10" x 40" (25cm x 100cm) 1/10" (2.5 mm), 32.39 ft ² / ctn (3m ²)
MCT	13" x 13" (33 cm x 33 cm) 0.080" (2.0 mm), 53.82 ft ² / ctn (5 m ²)
marmoleum® decibel	79" (2 m), 77 yd ² (64 m ²) 105 lin ft (32 m), 0.137" (3.5 mm)
marmoleum® borders and corners	border size: 4 3/8" x 39 3/8" corner size: 4 3/8" x 4 3/8" 1/10" (2.5 mm)
walton	79" (2 m), 77 yd ² (64 m ²) 105 lin ft (32 m), 1/10" (2.5 mm)



marmoleum® solid piano

- 19 sophisticated colors featuring a two-tone speckle effect
- USDA Certified 100% biobased content
- Naturally phthalate and plasticizer free
- Contributes to LEED® credits
- 30-year system service life




3629 | frosty grey



3650 | polar bear



3634 | meadow




3644 | nordic blue




3642 | periwinkle




3601 | warm grey



3630 | angora




3622 | mellow yellow



3646 | young grass



3645 | neptune blue




3607 | grey dusk



3631 | otter



3651 | zinnia




3647 | nettle green




3652 | atlantic blue



3613 | almost darkness



3632 | sealion



3625 | salsa red



3649 | greenwood



marmoleum® striato linear


- 16 neutral blends of color that offer a soft comfortable look
- USDA Certified 100% biobased content
- Naturally phthalate and plasticizer free
- Contributes to LEED® credits
- 30-year system service life



5248 | urban silver



5249 | Stonehenge



5250 | blue basalt



5251 | black glacier



5257 | sandy chalk



5232 | rocky ice



3573 | trace of nature




5231 | Cliffs of Moher




5252 | ivory shades



5253 | bleached gold



5225 | compressed time



5254 | red horse




5255 | desert sand



5256 | silt stone



5217 | withered prairie



5218 | Welsh moor




impressa®

- 15 timeless authentic wood looks inspired by nature
- Natural base made from renewable raw materials, which is reinforced by a polyester carrier and has high dimensional stability and indentation resistance.
- Naturally free from PVC, phthalates and styrene
- Transparent surface finish ensures easy care against everyday wear

10" x 40" approx. (25cm x 100cm)



ti9111 | classic natural oak




ti9108 | honey fine oak



ti9109 | whitewash fine oak



ti9105 | bleached pine




ti9106 | nordic pine




ti9112 | pure natural oak




ti9110 | silver fine oak




ti9107 | natural pine




ti9104 | red cherry



ti9113 | darkwash natural oak




ti9101 | blond beech



ti9102 | warm beech



ti9103 | european walnut



ti9114 | light zebrano



ti9115 | dark zebrano

ACOUSTIC SOLUTIONS

Sound is noise pollution and it can have adverse effects on the human body such as sleeping disorders, stress, headaches, memory loss, aggressiveness and learning difficulties. In fact, the fight against noise is a question of public health, as well as keeping our surroundings comfortable and quiet. That's why acoustic performance is essential when designing a new building or refurbishing an existing one.

A materials impact on acoustics can be measured by how well it can lower background noise levels, serve as acoustical insulation, and reduce the transmission of impact sound, such as footsteps. Marmoleum can help to improve communication, block unwanted sounds, and lower overhead noise.

Marmoleum has one of the highest Noise Reduction Coefficients (NRC) for resilient flooring (sound absorption), provides excellent Sound Transmission Class (STC) (sound insulation) and can achieve an Impact Insulation Class (IIC) over 60 (Marmoleum Decibel six in slab with drop ceiling) reducing foot falls.




325235 | sparrow
322535 | dandelion

marmoleum® decibel
made to order




Marmoleum Decibel provides the highest impact sound reduction of 18dB. This sustainable acoustic flooring consists of 2.5 mm Marmoleum laminated onto a 1 mm layer of polyolefin foam. Marmoleum Decibel "made to order" allows the use of any color or structure in Marmoleum possible. Minimum order quantities and lead times apply. Please contact your local sales representative for more information.


Also available from stock in 14 colors selected from the Marmoleum Marbled collection and 13 colors from Marmoleum Concrete, please check with customer service for lead time. Visit www.forboflooringna.com for the full range of colors.




312035 | rosato



303835 | Caribbean




314635 | serene grey




325235 | sparrow



324635 | shrike




386035 | silver shadow




262135 | dove grey



305335 | dove blue



304835 | graphite



322435 | chartreuse




303035 | blue



387235 | volcanic ash



322535 | dandelion



312735 | Bleeckerstreet




Designing with Marmoleum

With Marmoleum flooring you can make the most refined floor designs. Our very precise waterjet cutting technique offers a sophisticated detailing in designs, perfect to create your own identity on your floor; a logo, a text, a piece of art. Or choose tailor made laser engraving, with which your own design can be lasered on the linoleum. Explore your possibilities.

marmoleum® borders & corners

Marmoleum Borders and Corners are exceptionally precise, water-jet cut, made-to-order design elements that can be used to add unique, custom features to your floor design. Choose your individual color palette in any of our standard configurations. Once a request form is filled out and the product is ordered, standard delivery is within 4-6 weeks. Minimum order is one linear meter of border or one corner.



forbo wall base

Forbo Wall Base is available in seventy colors in a 4" height* that will put the finishing touch on your Marmoleum installation.

Visit www.forboflooringna.com to view the full selection of colors

* Select colors also available in 6" height and straight toe, please contact customer service for minimum order requirements.





bulletin board[®]

- Extremely durable
- Low level of light reflectance
- Will not warp or crumble
- 48" (122 cm) width
- * Select colors available in 72" (183 cm) width



2208 | mushroom medley



2187 | brown rice



2186 | blanched almond*




2166 | nutmeg spice*



2207 | cinnamon bark




2206 | oyster shell




2182 | potato skin*




2162 | duck egg



2204 | poppy seed




2209 | black olive



2210 | hot salsa



2211 | tangerine zest



2212 | fresh pineapple



2213 | baby lettuce



2214 | blue berry

marmoleum[®] wall panels & surface solutions

Marmoleum[®] Wall Panels

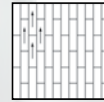
- Provide increased impact resistance and easy installation
- Meet the demanding California CARB phase 1 standard for formaldehyde emissions
- Feature 10.7% rapidly renewable materials and contain 77% pre-consumer (post-industrial) recycled content

Both Marmoleum[®] Wall Panels & Marmoleum[®] Surface Solutions provide durability, repairability, permanent bacteriostatic properties, and are available in a broad range of colors.

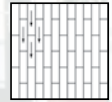




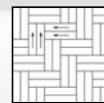
Installation methods



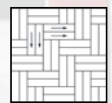
Brick - 1



Brick - 2




Double herringbone - 1



Double herringbone - 2



Herringbone - 1



Herringbone - 2



Weave - 1




Weave - 2

IMPORTANT Although the various collections can be installed straight (or broadloom), there is no guarantee that the lines from one tile to another will match up during installation. For this reason, it is recommended to first dry lay some of the tiles so that a decision may be made on the arrow direction prior to the start of installation.


flotex® modular triad

- Waterproof - 100% impervious to water
- Durable - 46,000 upright nylon 6.6 fibers per in², resists crushing and matting
- Easy to Clean - Dense, upright fiber makes it easier to clean (no loops or twists to trap dirt)
- Soil & Stain Resistant - Most spills can be removed, including permanent marker
- Slip-Resistant Wet & Dry - Provides safety and minimizes liability from slips and falls

9.84" x 39.37" (25cm x 100cm)
Gauge: 0.2" (5.0 mm)



131005 | platinum




131010 | taupe



131015 | stone



121001 | embossed zinc ♦



131006 | silver




131007 | steel



131017 | anthracite




131008 | shadow



131013 | green line



131003 | green




131012 | blue line



131002 | blue



131011 | red line



131001 | red



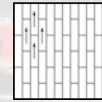
131014 | amber line



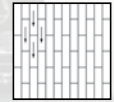
131004 | amber



Installation methods



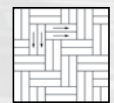
Brick - 1



Brick - 2



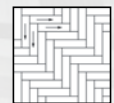
Double herringbone - 1



Double herringbone - 2



Herringbone - 1



Herringbone - 2



Weave - 1



Weave - 2

IMPORTANT Although the various collections can be installed straight (or broadloom), there is no guarantee that the lines from one tile to another will match up during installation. For this reason, it is recommended to first dry lay some of the tiles so that a decision may be made on the arrow direction prior to the start of installation.

flotex® modular seagrass

- Waterproof - 100% impervious to water
- Durable - 46,000 upright nylon 6.6 fibers per in², resists crushing and matting
- Easy to Clean - Dense, upright fiber makes it easier to clean (no loops or twists to trap dirt)
- Soil & Stain Resistant - Most spills can be removed, including permanent marker
- Slip-Resistant Wet & Dry - Provides safety and minimizes liability from slips and falls


9.84" x 39.37" (25cm x 100cm)
Gauge: 0.2" (5.0 mm)



111004 | charcoal



111002 | cement



111001 | pearl



111003 | almond



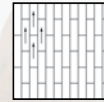
111006 | liquorice



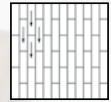
111005 | walnut



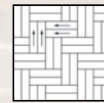
Installation methods



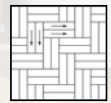
Brick - 1




Brick - 2



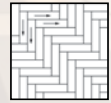
Double herringbone - 1



Double herringbone - 2



Herringbone - 1



Herringbone - 2



Weave - 1



Weave - 2

IMPORTANT Although the various collections can be installed straight (or broadloom), there is no guarantee that the lines from one tile to another will match up during installation. For this reason, it is recommended to first dry lay some of the tiles so that a decision may be made on the arrow direction prior to the start of installation.

flotex[®] modular wood

- Waterproof - 100% impervious to water
- Durable - 46,000 upright nylon 6.6 fibers per in², resists crushing and matting
- Easy to Clean - Dense, upright fiber makes it easier to clean (no loops or twists to trap dirt)
- Soil & Stain Resistant - Most spills can be removed, including permanent marker
- Slip-Resistant Wet & Dry - Provides safety and minimizes liability from slips and falls

9.84" x 39.37" (25cm x 100cm)
Gauge: 0.2" (5.0 mm)



151005 | red wood



151001 | black wood



151002 | grey wood




151003 | silver wood



151006 | antique wood



151007 | english wood ♦



151008 | rustic wood ♦



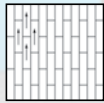

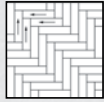



151004 | american wood

1-800-842-7839 | www.forboflooringNA.com | email: info.na@forbo.com

♦Item is non-stock; lead time 10-12 weeks



Installation methods

	
Brick - 1	Brick - 2
	
Herringbone - 1	Herringbone - 2
	
Weave - 1	Weave - 2

IMPORTANT Although the various collections can be installed straight (or broadloom), there is no guarantee that the lines from one tile to another will match up during installation. For this reason, it is recommended to first dry lay some of the tiles so that a decision may be made on the arrow direction prior to the start of installation.

flotex® modular lava II

- Waterproof - 100% impervious to water
- Durable - 46,000 upright nylon 6.6 fibers per in², resists crushing and matting
- Easy to Clean - Dense, upright fiber makes it easier to clean (no loops or twists to trap dirt)
- Soil & Stain Resistant - Most spills can be removed, including permanent marker
- Slip-Resistant Wet & Dry - Provides safety and minimizes liability from slips and falls

9.84" x 39.37" (25cm x 100cm)
Gauge: 0.2" (5.0 mm)



075076 | vesuvius



075079 | tambora



075078 | etna



075080 | pinatubo



075077 | krakatoa



075075 | pelee



075081 | trident



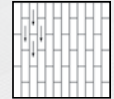
075082 | koro



Installation methods



Half drop - 1



Half drop - 2



Random drop installation - 1




Random drop installation - 2

IMPORTANT Although the various collections can be installed straight (or broadloom), there is no guarantee that the lines from one tile to another will match up during installation. For this reason, it is recommended to first dry lay some of the tiles so that a decision may be made on the arrow direction prior to the start of installation.


flotex[®] modular boxcross

- Waterproof - 100% impervious to water
- Durable - 46,000 upright nylon 6.6 fibers per in², resists crushing and matting
- Easy to Clean - Dense, upright fiber makes it easier to clean (no loops or twists to trap dirt)
- Soil & Stain Resistant - Most spills can be removed, including permanent marker
- Slip-Resistant Wet & Dry - Provides safety and minimizes liability from slips and falls


9.84" x 39.37" (25cm x 100cm)
Gauge: 0.2" (5.0 mm)




133002 | pearl




133007 | granite




133008 | blueberry




133011 | anthracite



133010 | seal




133004 | biscuit



133005 | linen



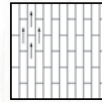
133016 | crimson



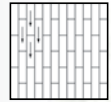
133009 | petrol



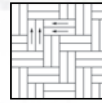
Installation methods



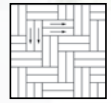
Half drop - 1



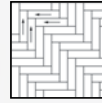
Half drop - 2



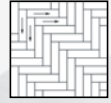
Double herringbone - 1



Double herringbone - 2



Herringbone - 1



Herringbone - 2



Weave - 1



Weave - 2

IMPORTANT Although the various collections can be installed straight (or broadloom), there is no guarantee that the lines from one tile to another will match up during installation. For this reason, it is recommended to first dry lay some of the tiles so that a decision may be made on the arrow direction prior to the start of installation.

flotex® modular concrete

- Waterproof - 100% impervious to water
- Durable - 46,000 upright nylon 6.6 fibers per in², resists crushing and matting
- Easy to Clean - Dense, upright fiber makes it easier to clean (no loops or twists to trap dirt)
- Soil & Stain Resistant - Most spills can be removed, including permanent marker
- Slip-Resistant Wet & Dry - Provides safety and minimizes liability from slips and falls

9.84" x 39.37" (25cm x 100cm)
Gauge: 0.2" (5.0 mm)



139003 | smoke




139001 | cloud




139002 | thunder




139004 | storm



139011 | aqua ♦



139012 | sunset ♦



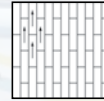
139014 | lichen ♦



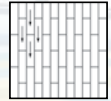
139013 | spa ♦



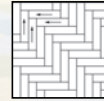
Installation methods



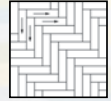
Half drop - 1



Half drop - 2



Herringbone - 1



Herringbone - 2



Weave - 1



Weave - 2

IMPORTANT Although the various collections can be installed straight (or broadloom), there is no guarantee that the lines from one tile to another will match up during installation. For this reason, it is recommended to first dry lay some of the tiles so that a decision may be made on the arrow direction prior to the start of installation.


flotex[®] modular frameweave

- Waterproof - 100% impervious to water
- Durable - 46,000 upright nylon 6.6 fibers per in², resists crushing and matting
- Easy to Clean - Dense, upright fiber makes it easier to clean (no loops or twists to trap dirt)
- Soil & Stain Resistant - Most spills can be removed, including permanent marker
- Slip-Resistant Wet & Dry - Provides safety and minimizes liability from slips and falls


9.84" x 39.37" (25cm x 100cm)
Gauge: 0.2" (5.0 mm)




142003 | sepia




142012 | verdant




142008 | pesto




142011 | flame



142004 | cirtine



142007 | ember



142016 | pine




142015 | violet




142005 | anchor




142001 | pave



142006 | capri




142014 | marine



142013 | graphene



142009 | lignite



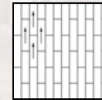
142002 | ink



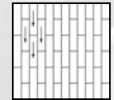
142010 | harbour



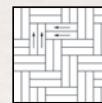
Installation methods



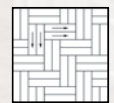
Half drop - 1



Half drop - 2



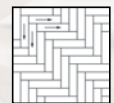
Double herringbone - 1



Double herringbone - 2



Herringbone - 1



Herringbone - 2



Weave - 1



Weave - 2

IMPORTANT Although the various collections can be installed straight (or broadloom), there is no guarantee that the lines from one tile to another will match up during installation. For this reason, it is recommended to first dry lay some of the tiles so that a decision may be made on the arrow direction prior to the start of installation.

flotex® modular montage

- Waterproof - 100% impervious to water
- Durable - 46,000 upright nylon 6.6 fibers per in², resists crushing and matting
- Easy to Clean - Dense, upright fiber makes it easier to clean (no loops or twists to trap dirt)
- Soil & Stain Resistant - Most spills can be removed, including permanent marker
- Slip-Resistant Wet & Dry - Provides safety and minimizes liability from slips and falls

9.84" x 39.37" (25cm x 100cm)
Gauge: 0.2" (5.0 mm)



147008 | tundra



147004 | moraine



147003 | tropic



147001 | boreal



147007 | arctic



147005 | estuary



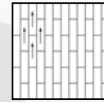
147002 | horizon



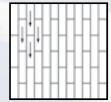
147006 | glacier



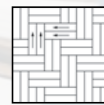
Installation methods



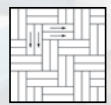
Half drop - 1



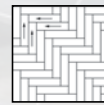
Half drop - 2



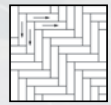
Double herringbone - 1



Double herringbone - 2



Herringbone - 1



Herringbone - 2



Weave - 1



Weave - 2

IMPORTANT Although the various collections can be installed straight (or broadloom), there is no guarantee that the lines from one tile to another will match up during installation. For this reason, it is recommended to first dry lay some of the tiles so that a decision may be made on the arrow direction prior to the start of installation.

flotex® modular ombré

- Waterproof - 100% impervious to water
- Durable - 46,000 upright nylon 6.6 fibers per in², resists crushing and matting
- Easy to Clean - Dense, upright fiber makes it easier to clean (no loops or twists to trap dirt)
- Soil & Stain Resistant - Most spills can be removed, including permanent marker
- Slip-Resistant Wet & Dry - Provides safety and minimizes liability from slips and falls

9.84" x 39.37" (25cm x 100cm)
Gauge: 0.2" (5.0 mm)



149008 | tundra



149004 | moraine



149003 | tropic



149006 | glacier



149007 | arctic



149005 | estuary



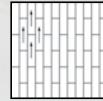
149002 | horizon



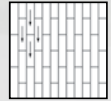
149001 | boreal



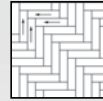
Installation methods



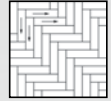
Half drop - 1



Half drop - 2



Herringbone - 1



Herringbone - 2



Weave - 1



Weave - 2

IMPORTANT Although the various collections can be installed straight (or broodloom), there is no guarantee that the lines from one tile to another will match up during installation. For this reason, it is recommended to first dry lay some of the tiles so that a decision may be made on the arrow direction prior to the start of installation.

flotex® modular converge

- Waterproof - 100% impervious to water
- Durable - 46,000 upright nylon 6.6 fibers per in², resists crushing and matting
- Easy to Clean - Dense, upright fiber makes it easier to clean (no loops or twists to trap dirt)
- Soil & Stain Resistant - Most spills can be removed, including permanent marker
- Slip-Resistant Wet & Dry - Provides safety and minimizes liability from slips and falls


9.84" x 39.37" (25cm x 100cm)
Gauge: 0.2" (5.0 mm)



141006 | arc




141001 | prism




141002 | aurora




141003 | zenith



141007 | pinnacle



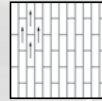
141004 | sunbeam



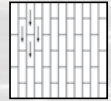
141005 | radiant



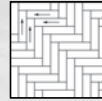
Installation methods



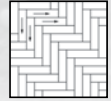
Half drop - 1



Half drop - 2



Herringbone - 1



Herringbone - 2



Weave - 1



Weave - 2

IMPORTANT Although the various collections can be installed straight (or broadloom), there is no guarantee that the lines from one tile to another will match up during installation. For this reason, it is recommended to first dry lay some of the tiles so that a decision may be made on the arrow direction prior to the start of installation.

flotex[®] modular refract

- Waterproof - 100% impervious to water
- Durable - 46,000 upright nylon 6.6 fibers per in², resists crushing and matting
- Easy to Clean - Dense, upright fiber makes it easier to clean (no loops or twists to trap dirt)
- Soil & Stain Resistant - Most spills can be removed, including permanent marker
- Slip-Resistant Wet & Dry - Provides safety and minimizes liability from slips and falls

9.84" x 39.37" (25cm x 100cm)
Gauge: 0.2" (5.0 mm)




137001 | obsidian



137004 | quartz



137005 | topaz



137006 | malachite



137002 | firoza



137003 | sapphire




flotex® colour canyon sheet/tile/plank*

- Waterproof - 100% impervious to water
- Durable - 46,000 upright nylon 6.6 fibers per in², resists crushing and matting
- Easy to Clean - Dense, upright fiber makes it easier to clean (no loops or twists to trap dirt)
- Soil & Stain Resistant - Most spills can be removed, including permanent marker
- Slip-Resistant Wet & Dry - Provides safety and minimizes liability from slips and falls

20" x 20" approx. (50 cm x 50 cm)
Gauge: 5.0 mm (.20") (tile/plank)
4.3 mm (.17") (sheet)

s = sheet, t = tile, p = plank


* Select colors available in 100x25 cm planks




s445022/t545022/p945022 | limestone




s445021/t545021/p945021 | stone




s445020/t545020/p945020 | pumice



s445019/t545019/p945019 | slate



s445024/t545024 | cloud




s445028/t545028 | sapphire




s445029/t545029 | seafoam



s445027/t545027 | kelp




s445030/t545030 | sulphur




s445026/t545026 | garnet



s445025/t545025 | earth



s445023/t545023 | linen




flotex® colour calgary sheet/tile/plank*

- Waterproof - 100% impervious to water
- Durable - 46,000 upright nylon 6.6 fibers per in², resists crushing and matting
- Easy to Clean - Dense, upright fiber makes it easier to clean (no loops or twists to trap dirt)
- Soil & Stain Resistant - Most spills can be removed, including permanent marker
- Slip-Resistant Wet & Dry - Provides safety and minimizes liability from slips and falls

20" x 20" approx. (50 cm x 50 cm)
Gauge: 5.0 mm (.20") (tile/plank)
4.3 mm (.17") (sheet)

s = sheet, t = tile, p = plank


* Select colors available in 100x25 cm planks



s290011 | t590011
quartz



s290026 | t590026
linen




s290023 | t590023
espresso



s290012 | t590012 | p990012
cement



s290002 | t590002 | p990002
grey




s290010 | t590010 | p990010
ash




s290007 | t590007
suede



s290006 | t590006
sahara



s290008 | t590008
saffron




s290013 | t590013
caramel



s290005 | t590005
melon




s290024 | t590024
fire




s290019 | t590019 | p990019
carbon




s290022 | t590022
condor



s290025 | t590025
riviera




s290021 | t590021
aqua



s290001 | t590001
sky




s290015 | t590015
azure



s290014 | t590014
lime



s290004 | t590004
menthol



s290009 | t590009
moss



s290017 | t590017
crystal



flotex® colour penang sheet/tile/plank*

- Waterproof - 100% impervious to water
- Durable - 46,000 upright nylon 6.6 fibers per in², resists crushing and matting
- Easy to Clean - Dense, upright fiber makes it easier to clean (no loops or twists to trap dirt)
- Soil & Stain Resistant - Most spills can be removed, including permanent marker
- Slip-Resistant Wet & Dry - Provides safety and minimizes liability from slips and falls

20" x 20" approx. (50 cm x 50 cm)
Gauge: 5.0 mm (.20") (tile/plank)
4.3 mm (.17") (sheet)

s = sheet, t = tile, p = plank

* Select colors available in 100x25 cm planks



s482017 | t382017 | p982017
nimbus



s482005 | t382005
smoke



s482007 | t382007 | p982007
zinc



s482004 | t382004 | p982004
mercury



s482031 | t382031 | p982031
ash



s482001 | t382001
anthracite



s482018 | t382018
bamboo



s482015 | t382015
beige



s482075 | t382075
flax



s482020 | t382020 | p982020
shale



s482037 | t382037 | p982037
grey




s482023 | t382023
dusk




s482016 | t382016
coral




s482019 | t382019
ginger



s482027 | t382027
orchid



s482024 | t382024
purple



s482006 | t382006
sage



s482010 | t382010
evergreen



s482011 | t382011
sapphire



s482026 | t382026
neptune



s482116 | t382116
azure



flotex® colour metro sheet/tile/plank*

- Waterproof - 100% impervious to water
- Durable - 46,000 upright nylon 6.6 fibers per in², resists crushing and matting
- Easy to Clean - Dense, upright fiber makes it easier to clean (no loops or twists to trap dirt)
- Soil & Stain Resistant - Most spills can be removed, including permanent marker
- Slip-Resistant Wet & Dry - Provides safety and minimizes liability from slips and falls


20" x 20" approx. (50 cm x 50 cm)
Gauge: 5.0 mm (.20") (tile/plank)
4.3 mm (.17") (sheet)

s = sheet, t = tile, p = plank

* Select colors available in 100x25 cm planks




s246005 | t546005 | p946005
nimbus



s246006 | t546006 | p946006
grey



s246024 | t546024 | p946024
carbon




s246007 | t546007 | p946007
ash



s246008 | t546008 | p946039
anthracite



s246011 | t546011 | p946011
pebble



s246009 | t546009 | p946009
pepper




s246029 | t546029
truffle



s246015 | t546015
cocoa



s246014 | t546014 | p946014
concrete




s246012 | t546012
sand




s246030 | t546030
cinnamon



s246010 | t546010
chocolate




s246027 | t546027
burgundy




s246017 | t546017 | p946017
berry




s246026 | t546026 | p946026
red




s246031 | t546031
cherry



s246035 | t546035
pink



s246034 | t546034
lilac



s246016 | t546016 | p946016
grape



flotex® colour metro sheet/tile/plank*

- Waterproof - 100% impervious to water
- Durable - 46,000 upright nylon 6.6 fibers per in², resists crushing and matting
- Easy to Clean - Dense, upright fiber makes it easier to clean (no loops or twists to trap dirt)
- Soil & Stain Resistant - Most spills can be removed, including permanent marker
- Slip-Resistant Wet & Dry - Provides safety and minimizes liability from slips and falls

20" x 20" approx. (50 cm x 50 cm)
Gauge: 5.0 mm (.20") (tile/plank)
4.3 mm (.17") (sheet)

s = sheet, t = tile, p = plank


* Select colors available in 100x25 cm planks



s246018 | t546018
mineral



s246028 | t546028
jade



s246033 | t546033
emerald



s246032 | t546032 | p946032
petrol




s246001 | t546001 | p946001
indigo




s246002 | t546002
tempest



s246004 | t546004
gull



s246020 | t546020 | p946020
lagoon



s246036 | t546036
gold




s246025 | t546025 | p946025
tangerine




s246037 | t546037
apple




s246019 | t546019 | p946019
citrus




s246013 | t546013
amber




s246022 | t546022
evergreen



s246021 | t546021
moss





flotex® linear complexity tile


- Waterproof - 100% impervious to water
- Durable - 46,000 upright nylon 6.6 fibers per in², resists crushing and matting
- Easy to Clean - Dense, upright fiber makes it easier to clean (no loops or twists to trap dirt)
- Soil & Stain Resistant - Most spills can be removed, including permanent marker
- Slip-Resistant Wet & Dry - Provides safety and minimizes liability from slips and falls

20" x 20" approx. (50 cm x 50 cm)
Gauge: 5.0 mm (.20")




quarter-turn installation


Complexity coordinates with Integrity²




t550001 | grey




t550007 | blue




t550003 | charcoal



t550010 | straw



t550004 | navy



t550006 | marine

flotex® linear integrity² tile

- Waterproof - 100% impervious to water
- Durable - 46,000 upright nylon 6.6 fibers per in², resists crushing and matting
- Easy to Clean - Dense, upright fiber makes it easier to clean (no loops or twists to trap dirt)
- Soil & Stain Resistant - Most spills can be removed, including permanent marker
- Slip-Resistant Wet & Dry - Provides safety and minimizes liability from slips and falls

20" x 20" approx. (50 cm x 50 cm)
Gauge: 5.0 mm (.20")




quarter-turn installation


Integrity² coordinates with Complexity




t350011 | leaf




t350009 | taupe




t350003 | charcoal



t350006 | marine




t350004 | navy




t350001 | grey



t350012 | granite



t350002 | steel

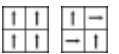


IMPORTANT Although the various collections can be installed straight (or broadloom), there is no guarantee that the lines from one tile to another will match up during installation. For this reason, it is recommended to first dry lay some of the tiles so that a decision may be made on the arrow direction prior to the start of installation.


flotex® linear stratus tile

- Waterproof - 100% impervious to water
- Durable - 46,000 upright nylon 6.6 fibers per in², resists crushing and matting
- Easy to Clean - Dense, upright fiber makes it easier to clean (no loops or twists to trap dirt)
- Soil & Stain Resistant - Most spills can be removed, including permanent marker
- Slip-Resistant Wet & Dry - Provides safety and minimizes liability from slips and falls


20" x 20" approx. (50 cm x 50 cm)
Gauge: 5.0 mm (.20")




broadloom or quarter-turn installation




t540014 | eclipse




t540006 | ruby



t540007 | mint




t540015 | storm




t540003 | sisal



t540004 | fossil



t540005 | sapphire



t540008 | onyx

flotex® linear cirrus tile

- Waterproof - 100% impervious to water
- Durable - 46,000 upright nylon 6.6 fibers per in², resists crushing and matting
- Easy to Clean - Dense, upright fiber makes it easier to clean (no loops or twists to trap dirt)
- Soil & Stain Resistant - Most spills can be removed, including permanent marker
- Slip-Resistant Wet & Dry - Provides safety and minimizes liability from slips and falls

20" x 20" approx. (50 cm x 50 cm)
Gauge: 5.0 mm (.20")




broadloom or quarter-turn installation




t570015 | storm




t570014 | eclipse




t570005 | sapphire



t570008 | onyx



t570007 | mint



t570004 | fossil



t570003 | sisal



t570006 | ruby



flotex® principles ensure

- Waterproof - 100% impervious to water
- Durable - 46,000 upright nylon 6.6 fibers per in², resists crushing and matting
- Easy to Clean - Dense, upright fiber makes it easier to clean (no loops or twists to trap dirt)
- Soil & Stain Resistant - Most spills can be removed, including permanent marker
- Slip-Resistant Wet & Dry - Provides safety and minimizes liability from slips and falls

9.84" x 39.37" (25cm x 100cm)
Gauge: 0.2" (5.0 mm)



065052 | quartz



065053 | slate




065060 | stone



065010 | cappuccino




065022 | coffee



065054 | sand



065051 | ivory



065055 | honey



065056 | clover



065059 | ruby



065015 | garnet



065057 | cobalt



065007 | sapphire



065058 | charcoal


flotex® principles empower

- Waterproof - 100% impervious to water
- Durable - 46,000 upright nylon 6.6 fibers per in², resists crushing and matting
- Easy to Clean - Dense, upright fiber makes it easier to clean (no loops or twists to trap dirt)
- Soil & Stain Resistant - Most spills can be removed, including permanent marker
- Slip-Resistant Wet & Dry - Provides safety and minimizes liability from slips and falls


9.84" x 39.37" (25cm x 100cm)
Gauge: 0.2" (5.0 mm)



065152 | quartz



065153 | slate




065160 | stone



065110 | cappuccino



065122 | coffee




065154 | sand




065151 | ivory




065155 | honey



065156 | clover




065159 | ruby




065115 | garnet



065157 | cobalt



065107 | sapphire



065158 | charcoal



flotex® principles encourage

- Waterproof - 100% impervious to water
- Durable - 46,000 upright nylon 6.6 fibers per in², resists crushing and matting
- Easy to Clean - Dense, upright fiber makes it easier to clean (no loops or twists to trap dirt)
- Soil & Stain Resistant - Most spills can be removed, including permanent marker
- Slip-Resistant Wet & Dry - Provides safety and minimizes liability from slips and falls

9.84" x 39.37" (25cm x 100cm)
Gauge: 0.2" (5.0 mm)



065262 | crystal



065263 | faded denim



065273 | steel



065274 | latte




065272 | harvest



065268 | celery



065261 | khaki




065270 | lemon



065271 | celadon




065269 | shamrock



065267 | cardinal



065265 | blue suede



065266 | Pacific



065264 | blueberry

flotex® principles explore

- Waterproof - 100% impervious to water
- Durable - 46,000 upright nylon 6.6 fibers per in², resists crushing and matting
- Easy to Clean - Dense, upright fiber makes it easier to clean (no loops or twists to trap dirt)
- Soil & Stain Resistant - Most spills can be removed, including permanent marker
- Slip-Resistant Wet & Dry - Provides safety and minimizes liability from slips and falls


9.84" x 39.37" (25cm x 100cm)
Gauge: 0.2" (5.0 mm)



065362 | crystal



065363 | faded denim



065373 | steel



065374 | latte



065372 | harvest



065368 | celery




065361 | khaki




065370 | lemon




065371 | celadon




065369 | shamrock



065367 | cardinal



065365 | blue suede



065366 | Pacific



065364 | blueberry




flotex® harmony lindy

- Waterproof - 100% impervious to water
- Durable - 46,000 upright nylon 6.6 fibers per in², resists crushing and matting
- Easy to Clean - Dense, upright fiber makes it easier to clean (no loops or twists to trap dirt)
- Soil & Stain Resistant - Most spills can be removed, including permanent marker
- Slip-Resistant Wet & Dry - Provides safety and minimizes liability from slips and falls

10" x 40" approx. (25 cm x 50 cm)



055021 | pewter



055003 | caramel



055009 | coconut



055012 | dunes




055024 | sage




055006 | coastal



055015 | garnet



055027 | surf



055000 | aquamarine



055018 | ocean

flotex® harmony ballet

- Waterproof - 100% impervious to water
- Durable - 46,000 upright nylon 6.6 fibers per in², resists crushing and matting
- Easy to Clean - Dense, upright fiber makes it easier to clean (no loops or twists to trap dirt)
- Soil & Stain Resistant - Most spills can be removed, including permanent marker
- Slip-Resistant Wet & Dry - Provides safety and minimizes liability from slips and falls


10" x 40" approx. (25 cm x 50 cm)



055119 | driftwood



055116 | amber




055125 | sand dollar




055110 | cappuccino



055101 | oyster



055122 | coffee



055104 | cabernet



055107 | sapphire



055103 | seaside



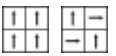
055128 | emerald



flotex[®] harmony paso

- Waterproof - 100% impervious to water
- Durable - 46,000 upright nylon 6.6 fibers per in², resists crushing and matting
- Easy to Clean - Dense, upright fiber makes it easier to clean (no loops or twists to trap dirt)
- Soil & Stain Resistant - Most spills can be removed, including permanent marker
- Slip-Resistant Wet & Dry - Provides safety and minimizes liability from slips and falls

40" x 40" approx. (100 cm x 100 cm)
10" x 40" approx. (25 cm x 50 cm)



**broadloom or
quarter-turn installation**



055423 | pewter coffee



055408 | coastal sapphire



055411 | coconut cappuccino



055414 | dunes seaside



055426 | sage sand dollar



055405 | caramel cabernet



055417 | garnet amber



055429 | surf emerald



055402 | aquamarine oyster



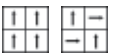
055420 | ocean driftwood



flotex[®] harmony salsa

- Waterproof - 100% impervious to water
- Durable - 46,000 upright nylon 6.6 fibers per in², resists crushing and matting
- Easy to Clean - Dense, upright fiber makes it easier to clean (no loops or twists to trap dirt)
- Soil & Stain Resistant - Most spills can be removed, including permanent marker
- Slip-Resistant Wet & Dry - Provides safety and minimizes liability from slips and falls

40" x 40" approx. (100 cm x 100 cm)
10" x 40" approx. (25 cm x 50 cm)



**broadloom or
quarter-turn installation**



055323 | pewter coffee



055308 | coastal sapphire



055311 | coconut cappuccino



055314 | dunes seaside



055326 | sage sand dollar



055305 | caramel cabernet



055317 | garnet amber



055329 | surf emerald



055302 | aquamarine oyster



055320 | ocean driftwood

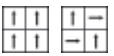


flotex® harmony

tango

- Waterproof - 100% impervious to water
- Durable - 46,000 upright nylon 6.6 fibers per in², resists crushing and matting
- Easy to Clean - Dense, upright fiber makes it easier to clean (no loops or twists to trap dirt)
- Soil & Stain Resistant - Most spills can be removed, including permanent marker
- Slip-Resistant Wet & Dry - Provides safety and minimizes liability from slips and falls

40" x 40" approx. (100 cm x 100 cm)
 10" x 40" approx. (25 cm x 50 cm)



**broadloom or
 quarter-turn installation**



055223 | pewter coffee



055208 | coastal sapphire



055211 | coconut cappuccino



055214 | dunes seaside



055226 | sage sand dollar



055205 | caramel cabernet



055217 | garnet amber



055229 | surf emerald



055202 | aquamarine oyster




055220 | ocean driftwood



flotex[®] modular savannah

- Waterproof - 100% impervious to water
- Durable - 46,000 upright nylon 6.6 fibers per in², resists crushing and matting
- Easy to Clean - Dense, upright fiber makes it easier to clean (no loops or twists to trap dirt)
- Soil & Stain Resistant - Most spills can be removed, including permanent marker
- Slip-Resistant Wet & Dry - Provides safety and minimizes liability from slips and falls

9.84" x 39.37" (25cm x 100cm)
Gauge: 0.2" (5.0 mm)
See website for installation methods



911001 | pearl



911003 | almond



911002 | cement



911004 | charcoal



911005 | walnut




911006 | liquorice



flotex® tibor sheet

Pioneering textile designer Tibor Reich – creator of Tibor – was one of the most prominent figures in the British Post-war textile industry. Printed on Forbo Flotex in vibrant colors, Tibor's innovative Fotexur designs have a timeless feel, despite dating back 70 years. Please visit www.forboflooringNA.com to view the full collection.




onyx



ziggurat




arbor



mosaic




tweedy



quartz



tessello



atomic



sustainable sample



done with your samples?
let us recycle them for you
call 1-800-842-7839 for info

flotex® naturals II sheet

- Waterproof - 100% impervious to water
- Durable - 46,000 upright nylon 6.6 fibers per in², resists crushing and matting
- Easy to Clean - Dense, upright fiber makes it easier to clean (no loops or twists to trap dirt)
- Soil & Stain Resistant - Most spills can be removed, including permanent marker
- Slip-Resistant Wet & Dry - Provides safety and minimizes liability from slips and falls



Roll size: 6'6" (200 cm)
Gauge: 4.3 mm (0.17")



010058-II | titanium oak



010078-II | shaded oak



010076-II | limed wood



010041-II | smoked beech



010038-II | white oak



010039-II | European white wood



010073-II | heritage plank




010035-II | distressed oak



010042-II | steamed beech



010036-II | american oak



010075-II | warm oak



010040-II | antique pine



010077-II | smoked walnut




010055-II | chestnut




010037-II | blackened oak



010074-II | shadow plank




010079-II | hungarian point grey



010071-II | summer chevron



010080-II | hungarian point



010072-II | autumn chevron



flotex[®] vision sheet

With Flotex Vision, Forbo offers over 500 colors in 6 design categories for a range of vibrant visuals produced with photo realistic resolution. Visit www.flotexvision.com to explore the infinite combinations of colors and patterns that include “trompe l’oeil” designs and natural grass, sand, and water images.




floral




image



naturals



lines



pattern




shape

flotex[®] journeys II sheet

- Pattern repeat: length 19.7" (50 cm)
- Roll size: 6'6" (200 cm)
- Gauge: 4.3 mm (0.17")
- More colors are available on flotexvision.com




630001 | yellowstone




630017 | russet



630013 | wheat sheaf




630018 | haystack




630014 | harvest



630015 | lilac




630011 | grand canyon



630006 | sequoia




630008 | laurentian mountains



630009 | mesa verde




630007 | joshua tree



630012 | acadia



630005 | green mountain



630010 | everglades



630004 | black hills



630016 | spa



630002 | cypress falls




630003 | glacier bay



colorex® SD | EC

- conductive floor covering
- long-lasting performance
- conductive coated chips form a solid, homogeneous compound
- stable in size and dimensions
- constant, permanent and not influenced by ambient humidity or aging of product



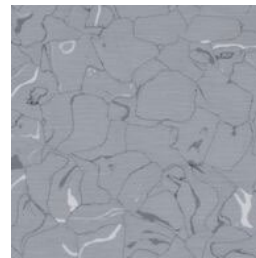
SD 150201/EC 250201 | everest



SD 150204/EC 250204 | montblanc



SD 150205/EC 250205 | adula




SD 150207/EC 250207 | quartz



SD 150240/EC 250240 | etna



SD 150206/EC 250206 | moonstone




SD 150213/EC 250213 | sahara



SD 150225/EC 250225 | kiwi



SD 150222/EC 250222 | niagara

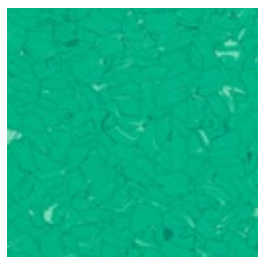


SD 150265/EC 250265 | blue ridge

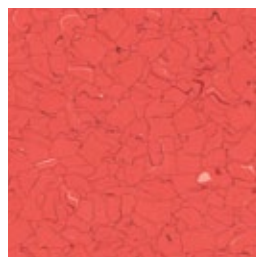
colorex® signal



SD 150231 | sole



SD 150237 | amazonas



SD 150233 | fuego

colorex® plus

colorex®	EC plus	basic plus
everest	621001	
montblanc	621004*	611004
adula	621005	611005
quartz	621007	611007
sahara	621013	611013
niagara	621022	611022


*note: 621004 Montblanc EC Plus is stocked, all other Plus items are non-stock



Additional colors are available online at
WWW.FORBOFLOORINGNA.COM

eternal step

The fresher alternative to the conventional safety flooring visual, with an improved cleaner aesthetic.




eternal step SR aqua

Designed for barefoot (and soft soled shoe) areas.



eternal step SR

Use of the Step crystals provides a warmer and cleaner appearance while maintaining a high slip resistance and ease of maintenance



eternal step wood

Wood visual with the practically invisible Step Crystals for lasting slip resistance performance.






eternal wood sheet

- 17 contemporary wood designs
- The extensive range of realistic designs compliments a wide variety of interiors
- True to nature effect with clean Wood embossing and natural colors
- Meets all of the functional and practical requirements demanded in various segments
- Can be combined with Eternal Material to create an even wider range of designs



10232 | dark walnut



11162 | tropical beech



11442 | washed beech



11542 | traditional oak




11192 | light beech



10842 | cream oak




12802 | elegant oak



12862 | grey oak




13942 | classic timber




11952 | steamed oak




36022 | classic herringbone




36042 | brown herringbone



36062 | grey herringbone



10432 | grey washed oak



11612 | mid oak



11492 | warm cherry




10452 | dark oak




eternal material sheet


- 19 modern designs with a good balance of warm and cool grey color tones
- Presents a wide range of textiles, metals and stones which create a soft, elegant look and feel
- Consists of a 0.7 wear layer that ensures maximum wear resistance and excellent appearance retention
- Meets all of the functional and practical requirements demanded in various segments
- Can be combined with Eternal Material to create an even wider range of designs




10012 | pebble stucco



10032 | fossil stucco




10042 | graphite stucco




12472 | mortar textured concrete



12492 | taupe textured concrete



12422 | grey textured concrete




13002 | silver concrete




13022 | beton concrete




13032 | anthracite concrete



13082 | gravel concrete



12012 | quartz stone




12032 | coal stone



12092 | neutral stone




13762 | brushed bronze



13772 | brushed aluminium




66142 | dust smaragd



61042 | mist smaragd



61962 | grey smaragd



61052 | white smaragd



Abbreviations

DR | allura dryback (0.70/0.55/0.40)
 DR7 | 0.70
 DR5 | 0.55
 DR4 | 0.40
 FL | allura flex (1.00/0.55)
 FL1 | 1.00
 FL5 | 0.55
 CL | allura click pro (0.55)
 EA | allura ease (0.70)
 PZ | allura puzzle (0.70)

allura

- The Allura All-in-one collection offers 51 stunning wood and stone visuals in a variety of formats for maximum design and function
- Allura Flex 1.00 mm is stocked; all other formats are non-stock natural color variation, true-to-nature plank sizes and in-register embossing results in photo-realistic visuals
- Visit www.forboflooringna.com for more information

Size Chart:


Approx. 39.4" x 7.9" (100 cm x 20 cm) A ∩ bevelled
 Approx. 39.4" x 39.4" (100 cm x 100 cm) B
 Approx. 47.2" x 7.9" (120 cm x 20 cm) C
 Approx. 59.1" x 11" (150 cm x 28 cm) D
 Approx. 19.7" x 19.7" (50 cm x 50 cm) E
 Flex HP 1200x200..... Approx. 39.4" x 7.9" (100 cm x 20 cm) F



60284 D natural giant oak ∩
DR | FL | CL | EA | PZ



60280 D grey giant oak ∩
DR | FL | CL | EA | PZ



60302 D deep country oak ∩
DR | FL | CL




60300 D central oak ∩
DR | FL | CL | EA



60305 D light honey oak ∩
DR | FL | CL | EA



60301 D whitened oak ∩
DR | FL | CL



60306 D rustic anthracite oak ∩
DR | FL | CL | EA



63406 C bleached timber ∩
63407 (DR) DR | FL | CL | EA



63412 C blond timber ∩
63413 (DR) DR | FL | CL | EA



63408 C greywashed timber ∩
63409 (DR) DR | FL | CL | EA



63410 C hazelnut timber ∩
DR | FL | CL



60064 C whitewash elegant oak ∩
DR | FL | CL | EA | PZ



60026 A classic beech
DR | FL | CL




60065 C honey elegant oak ∩
DR | FL | CL | EA | PZ




60295 C pure oak ∩
DR | FL | CL



60293 C steamed oak ∩
DR | FL | CL



63418 C petrified oak ∩
DR | FL | CL



60374 C natural collage oak ∩
DR | FL | CL



61253 A oyster seagrass ∩
DR | FL | CL | PZ



61255 A natural seagrass ∩
DR | FL | CL



Abbreviations

DR | allura dryback (0.70/0.55/0.40)
 DR7 | 0.70
 DR5 | 0.55
 DR4 | 0.40
 FL | allura flex (1.00/0.55)
 FL1 | 1.00
 FL5 | 0.55
 CL | allura click pro (0.55)
 EA | allura ease (0.70)
 PZ | allura puzzle (0.70)


allura

- The Allura All-in-one collection offers 51 stunning wood and stone visuals in a variety of formats for maximum design and function
- Allura Flex 1.00 mm is stocked; all other formats are non-stock natural color variation, true-to-nature plank sizes and in-register embossing results in photo-realistic visuals
- Visit www.forboflooringna.com for more information


Size Chart:

Approx. 39.4" x 7.9" (100 cm x 20 cm) A
 Approx. 39.4" x 39.4" (100 cm x 100 cm) B
 Approx. 47.2" x 7.9" (120 cm x 20 cm) C
 Approx. 59.1" x 11" (150 cm x 28 cm) D
 Approx. 19.7" x 19.7" (50 cm x 50 cm) E
 Flex HP 1200x200..... Approx. 39.4" x 7.9" (100 cm x 20 cm) F


∩ bevelled



60375 C grey collage oak ∩
DR | FL | CL



60074 C black rustic oak ∩
DR | FL | CL




60152 C grey raw timber ∩
DR | FL | CL



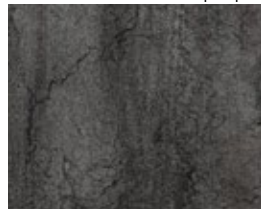
60151 C white raw timber ∩
DR | FL | CL



60084 C bleached rustic pine ∩
DR | FL | CL



60150 C brown raw timber ∩
DR | FL | CL



63420 C burned oak ∩
DR | FL | CL




60356 A grey autumn oak ∩
60357 F (DR | FL) DR | FL | CL



60354 F classic autumn oak ∩
60353 A (DR | FL | CL) DR | FL



60351 F white autumn oak ∩
60350 A (DR | FL | CL) DR | FL



60085 C weathered rustic pine ∩
DR | FL | CL



60082 C natural rustic pine ∩
DR | FL | CL



63497 A grey waxed oak DR | FL
63496 F (DR | FL | CL | EA | PZ) ∩



60063 A waxed oak ∩
60055 F (DR | FL) DR | FL | CL





Abbreviations

DR | allura dryback (0.70/0.55/0.40)
 DR7 | 0.70
 DR5 | 0.55
 DR4 | 0.40
 FL | allura flex (1.00/0.55)
 FL1 | 1.00
 FL5 | 0.55
 CL | allura click pro (0.55)
 EA | allura ease (0.70)
 PZ | allura puzzle (0.70)


allura

- The Allura All-in-one collection offers 51 stunning wood and stone visuals in a variety of formats for maximum design and function
- Allura Flex 1.00 mm is stocked; all other formats are non-stock natural color variation, true-to-nature plank sizes and in-register embossing results in photo-realistic visuals
- Visit www.forboflooringna.com for more information

Size Chart:

Approx. 39.4" x 7.9" (100 cm x 20 cm) A
 Approx. 39.4" x 39.4" (100 cm x 100 cm) B
 Approx. 47.2" x 7.9" (120 cm x 20 cm) C
 Approx. 59.1" x 11" (150 cm x 28 cm) D
 Approx. 19.7" x 19.7" (50 cm x 50 cm) E
 Flex HP 1200x200..... Approx. 39.4" x 7.9" (100 cm x 20 cm) F


∩ bevelled




63431 B grey cement DR | FL
 63430 E DR | FL | CL | EA | PZ




63433 B smoke cement DR | FL
 63432 E DR | FL | CL



63427 B light cement DR | FL
 63426 E DR | FL | CL



63429 B iron cement DR | FL
 63428 E DR | FL | CL | EA | PZ




62488 E white sand ∩
 DR | FL | CL




62534 E mist texture
 DR | FL | CL



63776 E silver stream
 DR | FL | CL




62485 E taupe sand ∩
 DR | FL | CL




63438 E taupe texture
 DR | FL | CL




63625 E nickel metal brush
 DR | FL | CL | PZ




63468 E grey stone
 DR | FL | CL | EA | PZ




63454 E black marble
 63455 B (DR | FL) DR | FL | CL




62513 B grigio concrete DR | FL
 62523 E (DR | FL | CL | EA | PZ)




62512 B natural concrete DR | FL
 62522 E DR | FL | CL | EA | PZ



62518 B charcoal concrete DR | FL
 62418 E DR | FL | CL | EA | PZ



62519 B nero concrete DR | FL
 62419 E DR | FL | CL | EA | PZ



63450 E white marble DR | FL | CL
 63451 B DR | FL



allura[®] decibel

- The 30 item range offers very realistic Wood and Material designs
- 100% phthalate free flooring, low indoor emissions; produced with the best possible environmental profile
- Low in-room impact sound and comfortable underfoot
- Beautiful floor design with excellent performance in acoustic noise reduction (19dB)

Size Chart:
 Approx. 39.4" x 7.9" (100 cm x 20 cm) A
 Approx. 39.4" x 6.5" (100 cm x 16.6 cm) B
 Approx. 47.2" x 7.9" (120 cm x 20 cm) C
 (1m x 1 m on request) D



winter harvest oak* B
 0.8: 8WHA01
 0.35: 3WHA01



dusky harvest oak B
 0.8: 8WHA02
 0.35: 3WHA02



golden harvest oak* B
 0.8: 8WHA03
 0.35: 3WHA03



rustic harvest oak* B
 0.8: 8WHA04
 0.35: 3WHA04



pale authentic oak* A
 0.8: 8WAU01
 0.35: 3WAU01



smoked authentic oak* A
 0.8: 8WAU02
 0.35: 3WAU02



honey authentic oak* A
 0.8: 8WAU03
 0.35: 3WAU03



classic authentic oak* A
 0.8: 8WAU04
 0.35: 3WAU04



warm authentic oak A
 0.8: 8WAU44
 0.35: 3WAU44



smoke smooth oak* A
 0.8: 8WSM01
 0.35: 3WSM01



dune smooth oak* A
 0.8: 8WSM03
 0.35: 3WSM03



traditional smooth oak A
 0.8: 8WSM04
 0.35: 3WSM04



ash smooth oak A
 0.8: 8WSM12
 0.35: 3WSM12



golden smooth oak* A
 0.8: 8WSM13
 0.35: 3WSM13




light grey seagrass* A
 0.8: 8SE11
 0.35: 3SE11



natural seagrass A
 0.8: 8SE13
 0.35: 3SE13




anthracite seagrass A
 0.8: 8SE32
 0.35: 3SE32



fog slabstone* C/D
 0.8: 8SL01
 0.35: 3SL01




smoke slabstone* C/D
 0.8: 8SL02
 0.35: 3SL02




silt slabstone* C/D
 0.8: 8SL04
 0.35: 3SL04



charcoal slabstone* C/D
 0.8: 8SL09
 0.35: 3SL09




mortar slabstone C/D
 0.8: 8SL13
 0.35: 3SL13



silver slabstone C/D
 0.8: 8MSL01
 0.35: 3MSL01




iron slabstone C/D
 0.8: 8MSL02
 0.35: 3MSL02




mercury slabstone C/D
 0.8: 8MSL09
 0.35: 3MSL09



mortar imprint concrete C
 0.8: 8IM03
 0.35: 3IM03




fog imprint concrete C
 0.8: 8IM01
 0.35: 3IM01



smoke imprint concrete C
 0.8: 8IM02
 0.35: 3IM02



nickel imprint concrete C
 0.8: 8MIM03
 0.35: 3MIM03



iron imprint concrete C
 0.8: 8MIM02
 0.35: 3MIM02



*Item is stocked (0.8 mm wearlayer). All other items are non-stock. All 0.35 mm wearlayers are non-stock. The lead time for non-stock items is 6-8 weeks



All colors of **Coral Brush** are also available in **20"x20"** approx. (50 cm x50 cm) phthalate free vinyl backed tile.

coral[®] brush

Additional non-stock Coral collections available online at www.forboflooringNA.com

- Stop up to 95% of the walk-in dirt and moisture
- Reduce maintenance & cleaning costs by up to 65%
- Minimize liability from slips and falls
- Maximize the useful life of interior finishes
- Length matters! longer walk off = greater protection



s5708 /t5708
avocado green ♦



s5739 /t5739
Byzantine purple ♦




s5736 /t5736
cinnamon brown ♦




s5774 /t5774
biscotti brown ♦



s5716 /t5716
masala brown



s5723 /t5723
cardinal red



s5722 /t5722
cornflower blue



s5727 /t5727
stratos blue ♦



s5710 /t5710
asphalt grey ♦



s5721 /t5721
hurricane grey ♦



s5714 /t5714
shark grey ♦



s5724 /t5724
chocolate brown ♦



s5715 /t5715
charcoal grey ♦



s5730 /t5730
vulcan black ♦

coral[®] grip

■ with Everfort vinyl backing
□ with open structure


- Contains granulates for maximum non-slip performance
- Cleans off the worst dirt before it can get inside
- Helps protect an inviting interior design street-side
- Suitable for the heaviest commercial use
- Ideal for outside and inside entrance




HD ■ 6130 /□ 6150
ink ♦



MD ■ 6930 /□ 6950
ink ♦



HD ■ 6128 /□ 6148
grass




MD ■ 6928 /□ 6948
grass




HD ■ 6120 /□ 6140
stone




MD ■ 6920 /□ 6940
stone



HD ■ 6123 /□ 6143
wine




MD ■ 6923 /□ 6943
wine



♦ Items are stocked. The lead time for non-stock items is 6-8 weeks.

coral[®] duo

- 75% of the yarn is regenerated Ecopyl[®] solution dyed polyamide
- Produced with phthalate free technology
- Unbeatable performance on both moisture and dirt removal
- Complies with the highest fire class standard: Bfl-s1
- Suitable for the toughest commercial use
- Ideal for inside entrances with limited entrance floor space



9730 black diamond ♦




9721 dark steel ♦




9710 luna pearl ♦



9714 sicilian sand ♦



9708 green bellagio ♦



9747 azul imperial ♦

♦ Items are stocked. The lead time for non-stock items is 6-8 weeks.



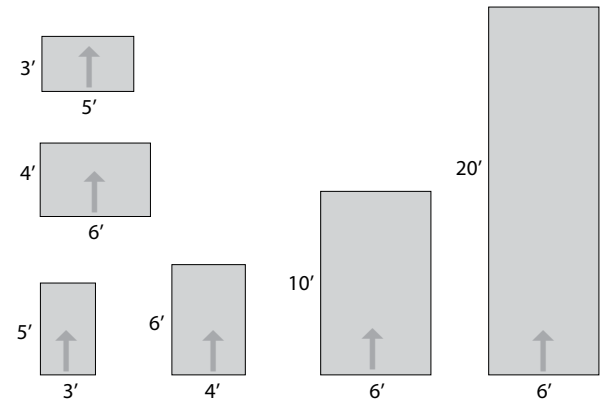
Additional non-stock Coral collections available online at www.forboflooringNA.com

coral[®] mats

Coral mats are available in the following standard sizes:

(width of entrance x walkoff length)

3' x 5' 5' x 3' 4' x 6' 6' x 4' 6' x 10' 6' x 20'



note:

- custom sizes available upon request
- dimensions include the rubber-edge profile (1.5" approx.)
- 4" x 6" black mat available for quick ship, inquire for details.

nuway[®]

Nuway engineered entrance flooring is used outside doorways and immediately inside heavily trafficked entrance areas to scrape off the worst of soil tracked in on the soles of shoes or wheeled vehicles. These rigid engineered mats, constructed of profiles, scrapers, and insert materials, are made to the customer's individual specifications.

nuway[®] tuftiguard

Application: internal and external
(using plain unbuffered wiper)

- Wiper Strips: pile - standard colors
- Select: color matching service available
- Scraper Bars: aluminum and PVC standard colors
- Height: 12mm and 17mm
- Wiper Strips: single and double
- Construction: open and closed

nuway[®] tuftiguard HD

Application: internal and external
(using plain unbuffered wiper)

- Wiper Strips: pile - standard colors
- Scraper Bars: aluminum
- Feature Strips: none
- Height: 12mm and 17mm
- Wiper Strips: double only
- Construction: closed only

nuway[®] grid

Single-sided entrance flooring system
Application: internal and external

- (using rubber insert)
- Module Width: maximum 3000mm
- Module depth: maximum 750mm
- Height: rubber 19mm
- burford 24mm
- classic 23mm
- brush activ 23mm



product application chart

All items marked below are the preferred products to be used for each application type. If there is any questions on suitability, please contact forbo prior to installation.

Application	Resilient									Surfaces	Textile		Entrance		
	Marmoleum Sheet & MCS	Marmoleum Tile (MCT/ Modular)	Marmoleum Decibel	Marmoleum Textura (Sheet & Tile)	Eternal Sheet Vinyl	Eternal Step	Eternal Step-Aqua	Colorex	Colorex Plus & R11	Allura/ Allura Flex	Bulletin Board	Flotex Sheet	Flotex Tile	Coral	Nuway
healthcare															
cafeteria / dining	X	X		X	X					X		X	X		
corridors	X	X	X	X	X							X	X		
desks / cupboards / furniture systems	X														
elevators / lobbies	X	X		X	X	X				X		X	X		
entrances														X	X
er/ trauma	X				X										
exam room	X	X		X	X					X					
hydrotherapy room						X	X								
laboratories	X	X		X	X	X									
nurses station	X	X	X	X	X										
office / administrative	X	X	X	X	X					X		X	X		
operating / procedure room	X				X				X						
patient room / physical therapy room	X	X	X	X	X							X	X		
pharmacy	X	X	X	X	X							X	X		
ramps (indoor)						X	X								
ramps (outdoor)														X*	X**
server room								X	X						
surgey / surgical prep areas	X	X			X				X						
tackable wall surface / partitions											X				
utility room / service area	X	X			X										
waiting area	X	X		X	X					X		X	X		
education / institutional															
auditoriums	X	X		X	X							X	X		
cafeteria / dining	X	X		X	X							X	X		
classrooms	X	X		X	X							X	X		
corridors	X	X	X	X		X						X	X		
desks / cupboards / furniture systems	X														
dormitory rooms / lobbies	X	X	X	X	X							X	X		
entrances														X	X
food prep	X				X	X									
gymnasium / multi-purpose room	X	X		X	X							X	X		
kitchen		X				X									
laboratories	X	X	X	X	X	X									
library	X		X	X	X					X		X	X		
locker rooms	X	X		X	X	X	X					X***	X***		
office / administrative	X	X	X	X	X					X		X	X		
ramps (indoor)						X	X								
ramps (outdoor)														X*	X**
restrooms	X				X	X									
server rooms								X	X						
tackable wall surface / partitions											X				
utility room / service area	X	X		X	X										
corporate															
corridors	X	X	X	X	X					X		X	X		
desks / cupboards / furniture systems	X														
elevators / lobbies	X	X		X	X	X				X		X	X		
entrances														X	X
office / conference room	X	X	X	X	X	X				X		X	X		
ramps (indoor)						X	X					X			
ramps (outdoor)														X*	X**
restrooms	X	X			X	X									
server rooms								X	X						
tackable wall surface / partitions											X				
vending area / lunchroom	X	X		X	X							X	X		
retail / hospitality															
checkout counters / tabletops	X														
corridors	X	X	X	X	X					X		X	X		
deli / bakery	X	X		X	X	X				X					
eating areas	X	X		X	X	X				X		X	X		
elevators / lobbies	X	X		X	X	X				X		X	X		
entrances														X	X
exercise room / health club	X	X		X	X							X	X		
food service	X	X		X	X	X									
frozen food / dairy	X	X		X	X	X									
sales floor	X	X		X						X		X	X		
specialty shops / boutiques	X	X		X	X					X		X	X		
tackable wall surface / partitions											X				
vending area	X	X		X	X							X	X		
industrial															
clean rooms / sterile packaging					X			X	X						
conductive / static dissipative								X	X						
pharmaceutical	X	X			X			X	X						
research / production lab	X	X		X	X	X		X	X						
server room								X	X						
small parts assembly	X	X		X	X	X		X	X			X	X		
tackable wall surface / partitions											X				
warehouse / manufacturing area		X						X	X						
walk-in freezer						X									
assisted living / military															
barracks / residence rooms	X	X		X	X					X		X	X		
common areas	X	X		X	X					X		X	X		
corridors / lobbies	X	X	X	X	X					X		X	X		
desks / cupboards / furniture systems	X														
eating areas	X	X		X	X					X		X	X		
entrances														X	X
office / administrative	X	X	X	X	X					X		X	X		
server room								X	X						
tackable wall surface / partitions											X				

*Coral Grip is the only product recommended for outdoor ramps. All other Coral products are intended for indoor use.

** Nuway is only recommend for outdoor ramps when unbuffered wipers are being used.

*** Flotex is not recommended for use in locker rooms where ice skates or any metal spikes may be used.