



VERTIV™ KNÜRR®
SPECIAL CATALOG

Networks & Data Centers



Vertiv™

Vertiv designs, builds and services mission critical technologies that enable the vital applications for data centers, communication networks, and commercial and industrial environments. We support today's growing mobile and cloud computing markets with our portfolio of power, thermal, infrastructure management products, software and solutions, all complemented by our global service network. Bringing together global reach and local knowledge, and our decades-long heritage including brands like ASCO®, Chloride®, Liebert®, NetSure™ and Trellis™, our team of experts is ready to take on your most complex challenges, creating solutions that keep your systems running—and your business moving. Together, we're building the future of a world where critical technologies always work.


YOUR VISION, OUR PASSION.

VertivCo.com



Table of Contents

Racks



| | | |
|------|----|----------------------------------|
| Page | 4 | Vertiv™ Knürr® MIR2 |
| Page | 8 | Vertiv Knürr MIR2 - Server Rack |
| Page | 10 | Vertiv Knürr MIR2 - Network Rack |
| Page | 18 | Vertiv Knürr MIR2 - IP 55 Rack |
| Page | 20 | Vertiv Knürr DCM® |
| Page | 31 | Vertiv Knürr DCM Colocation Rack |

Rack Accessories and Components



| | | |
|------|----|--|
| Page | 34 | Vertiv Knürr Rack Specific Accessories |
| Page | 50 | Vertiv Knürr System Accessories |
| Page | 67 | Vertiv Knürr Cable Management |
| Page | 88 | Vertiv Knürr Fan Units |

Enclosures



| | | |
|------|-----|-----------------------------|
| Page | 97 | Vertiv Knürr Smaract® |
| Page | 112 | Vertiv Knürr DoubleProRack® |
| Page | 119 | Vertiv Knürr ConAct® |

Containment



| | | |
|------|-----|--------------------------------|
| Page | 124 | Vertiv SmartAisle™ Containment |
| Page | 144 | Switch Tubes™ |

Cooling



| | | |
|------|-----|-------------------|
| Page | 151 | Vertiv Knürr® DCD |
|------|-----|-------------------|

Power Distribution



| | | |
|------|-----|---------------------------|
| Page | 158 | Vertiv Knürr PowerTrans2® |
| Page | 164 | Vertiv MPX™ |
| Page | 176 | Vertiv MPH2™ |
| Page | 186 | Vertiv MPE |
| Page | 190 | Vertiv Knürr DIS Rack PDU |

Security and Monitoring



| | | |
|------|-----|------------------------------|
| Page | 213 | Vertiv Knürr locking systems |
| Page | 218 | Vertiv Knürr RMS Compact II® |
| Page | 224 | Inline Metering Systeme |

Vertiv

| | | |
|------|-----|---|
| Page | 230 | Glossary |
| Page | 232 | Centers of Expertise |
| Page | 234 | Data Center Infrastructure for Large Applications |
| Page | 236 | Index |



Vertiv™ Knürr® MIR2®

One system with Infinite Possibilities

Vertiv™ Knürr® MIR®, the classic amongst innovative racks, is demonstrated by the long-standing and continuous satisfaction of our customers.

Drawing on Vertiv's extensive experience with a wide range of applications, Miracel has now been adapted for network and server applications. The innovative Vertiv Knürr MIR2 has been designed to meet current requirements in order to ensure that it will continue to meet customers' needs well into the future.

For both network and server applications, the highly versatile Vertiv Knürr MIR2 combines various components and applications in one place.

Being a modular rack system, it can easily be expanded at any time and the cable entry points can be flexibly tailored for specific needs.

With a load rating of 800 kg, Vertiv Knürr MIR2 is a **cleverly designed space-saving rack** that offers ample space for a wide range of equipment and, thanks to the absence of depth members, also present at the sides, it provides maximum flexibility with the greatest possible space for cables and cooling components.

This rack's integrated castors and doors also make it easy to move without needing to be tilted.

Made from aluminum, Vertiv Knürr MIR2 is extremely **light**, minimizing raised floor loading and making it easy to transport and set up. The clever, fully-integrated T-slot system in the aluminum extrusions also allows for the free configuration of accessories and makes it easy to install each and every component.



Vertiv™ Knürr® MIR2®

Benefits of an All-in-One Server and Network Rack

Vertiv™ Knürr® MIR2® – Technical Data

- **Material**
 - Extruded aluminum.
 - Corner piece: die-cast aluminum.
 - Casing: galvanized steel sheet.
 - Doors: steel sheet.
- **Installation dimensions in accordance with IEC 60297-1 and IEC 60297-2**
 - Height: 42 HE / 47 HE
(1 HE (or 1U) = 44,45 mm).
 - Width: 482,6 mm (19" version).
- **Available space**
 - 80 mm jumpering space at the front, 215 mm ranges; customizable up on request.
 - Internal hinge: 130° for rack suites: 160° for stand-alone racks.
 - External hinge: 180° for stand-alone racks and rack suites.
- **Installation options**
 - Stationary: on levelling feet.
 - Mobile: with castor mounting and levelling feet.
- **Finish / Colour**
 - Basic rack: polished.
 - Visible surface of casing, powder-coated RAL 7021 dark-grey and RAL 7035 light-grey.
- **Static load rating**
 - 8000 N (stationary version).
 - 4000 N (mobile version).
- **Tests depending on the design**
 - Earthing and earth wire test in accordance with DIN EN 60950.
 - Other standards and certificates upon request.
- **Rack suites**

To create a rack suite with "n" racks, you will need:

 - 1 x rack without side panels and one rack with side panels.
 - 1 x set of rack connectors per connection.





83% Perforation offers optimal airflow



Easy access on all sides enables comfortable service and repair



Raised height from 41/46U up to 42/47U



Load rate raised from 500kg up to 800kg



Light weight aluminium construction, minimizes raised floor loading



Clicksystem, easy mounting accessories



Modular design makes it easy to combine with DCM racks and Smart Aisle Containment



Castors for easy transport



BENEFITS OF AN ALL IN ONE RACK

Vertiv™ Knürr® MIR2® – Server Rack – Features





Vertiv Knürr MIR2 Server Rack

Vertiv™ Knürr® MIR2® – Server Rack

- With fixed 19" mounting on the front and rear for IEC 297-3-compliant components.
- Perforated single leaf front and rear doors.
- Special 19" server extrusions for mounting all trade-standard 19" servers.
- Components compliant with IEC 297-3.
- Cable entry via base and top cover.
- Cable entry on the top cover, at the rear, can be completely removed, allowing the top cover to be fitted and removed after cabling.

■ Jumping space

- Front: 80 mm.

■ Load rating

- 8000 N static.

■ Protection rating

- IP 20.

■ Tests

- Earthing compliant with VDE 0100 T 540.
- Earthing compliant with DIN EN 60950.
- IP test EN 60529.

■ Material / Finish

- Basic rack: extruded aluminum.
- Corner piece: die-cast aluminum, polished.
- Covers: galvanized steel sheet, powder-coated texture.
- Doors: steel sheet, powder-coated texture.
- 19" extrusions, 2.0 mm galvanized steel sheet.

■ Colour

- x = .1 visible surfaces and covers, RAL 7035 light-grey.
- x = .8 visible surfaces and covers, RAL 7021 dark-grey.

■ Included in delivery

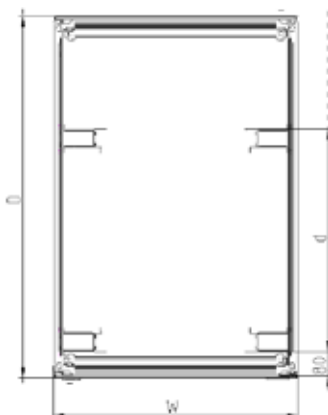

- 1 x basic rack.
- 4 x 19" steel sheet server extrusions with HE markings.
- 2 x side panels with quick connectors.
- 1 x top cover with cable entry rear (three-piece sliding plates, can also be fully opened).
- 1 x front door, single leaf, with handle and mounting for cylinder lock.
- 1 x rear door, single leaf, with handle and mounting for cylinder lock.
- 1 x complete earthing kit (VDE 0100).
- 4 x levelling feet.

■ Delivered

- Assembled.

■ Note

For drawers, pull-out shelves and slot-in runners, please also order the extrusion adapter 01.1476409.



| W | H | D | U | h | d | kg | Order No. | Units |
|-----|------|------|----|------|-----|-----|------------------|--------|
| 600 | 1969 | 1000 | 42 | 1873 | 740 | 84 | 01.157.007.x-026 | 1 unit |
| 600 | 2191 | 1000 | 47 | 2095 | 740 | 91 | 01.157.007.x-036 | 1 unit |
| 600 | 1969 | 1200 | 42 | 1873 | 740 | 90 | 01.157.007.x-028 | 1 unit |
| 600 | 2191 | 1200 | 47 | 2095 | 740 | 98 | 01.157.007.x-038 | 1 unit |
| 800 | 1969 | 1000 | 42 | 1873 | 740 | 107 | 01.157.011.x-026 | 1 unit |
| 800 | 2191 | 1000 | 47 | 2095 | 740 | 116 | 01.157.011.x-036 | 1 unit |
| 800 | 1969 | 1200 | 42 | 1873 | 740 | 111 | 01.157.011.x-028 | 1 unit |
| 800 | 2191 | 1200 | 47 | 2095 | 740 | 123 | 01.157.011.x-038 | 1 unit |

Vertiv™ Knürr® MIR2® – LAN Rack – Features





Vertiv Knürr MIR2 Netzwerk Schrank

Vertiv™ Knürr® MIR2® – Network Rack

- With fixed 19" mounting on the front and rear for IEC 297-3-compliant components.
- Installation of slot-in runners, drawers, pull-out shelves and cable management equipment.
- Cable entry via plinth and top cover.
- Cable entry on the top cover, at the rear; top cover can be attached / removed after equipment installation.
- Heat is discharged via the raised top cover.
- Door opening angle 160° internal hinges.

■ Jumpering space

- Front: 123 mm.

■ Load rating

- 8000 N static .

■ Protection rating

- IP 20.

■ Tests

- Earthing compliant with VDE 0100 T 540.
- IP test EN 60529.

■ Material / Finish

- Basic rack: extruded aluminum.
- Corner piece: die-cast aluminum, polished.
- Casing: galvanized steel sheet, powder-coated texture.
- Doors, steel sheet, powder-coated texture, glass infill front door, single safety-glass panel, 4 mm.
- 19" extrusions, 1.5 mm galvanized steel sheet.

■ Colour

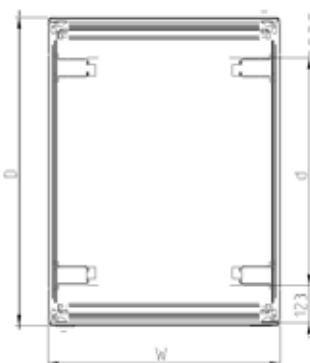
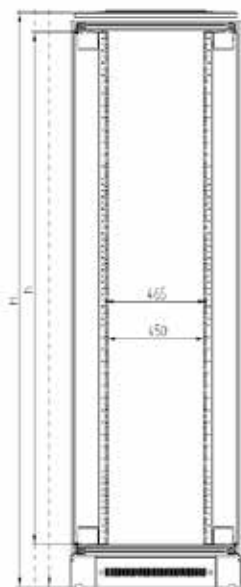
- x = .1 visible surfaces and covers, RAL 7035 light-grey.
- x = .8 visible surfaces and covers, RAL 7021 dark-grey.

■ Included in delivery

- 1 basic rack.
- 4 x 19" perforated steel sheet extrusions with HE markings. Depth 600 2 x 19".
- 2 x side panels with quick connectors.
- 1 x raised top cover with cable entry rear (three-piece sliding plates, can also be fully opened) at the rear.
- 1 x front door, single leaf, single safety-glass panel, with handle and mounting for cylinder lock.
- 1 x rear door, single leaf, steel sheet, with handle and mounting for cylinder lock .
- 1 x plinth with vents at the front and rear, including closed sides and mounting for filter mat.
- 1 x complete earthing kit (VDE 0100).
- 4 x levelling feet.

■ Delivered

- Assembled.



| W | H | D | U | h | d | kg | Order No. | Units |
|-----|------|------|----|------|-----|-----|------------------|--------|
| 800 | 2120 | 600 | 42 | 1873 | | 88 | 01.157.005.x-022 | 1 unit |
| 800 | 2340 | 600 | 47 | 2095 | | 96 | 01.157.005.x-032 | 1 unit |
| 800 | 2120 | 800 | 42 | 1873 | 565 | 115 | 01.157.005.x-024 | 1 unit |
| 800 | 2340 | 800 | 47 | 2095 | 565 | 116 | 01.157.005.x-034 | 1 unit |
| 800 | 2120 | 1000 | 42 | 1873 | 740 | 126 | 01.157.005.x-026 | 1 unit |
| 800 | 2340 | 1000 | 47 | 2095 | 740 | 138 | 01.157.005.x-036 | 1 unit |

Vertiv™ Knürr® MIR2®
Configurator

Vertiv Knürr MIR2 – configured by you

Vertiv Knürr MIR2 is one of our configurable rack platforms.

You can easily select the options you need for your individual rack, based on the matrix.



Example product number

| Dimensions | | | | Doors | | 19" Extrusions | | Cover parts | | | | Color | | |
|------------|--------|-------|-------|------------|-----------|------------------------------|-----------------------------|-------------|--------|------------|-----------|-----------------|------|-------|
| Product | Height | Width | Depth | Front Door | Rear Door | 19" Front Vertical Extrusion | 19" Rear Vertical Extrusion | Top Cover | Plinth | Side Panel | Packaging | Jumpering Depth | Free | Color |
| N | B | 8 | E | A | B | S | S | B | A | B | X | Q | X | 8 |

| Option Matrix | Dimensions | | | Doors | | 19" Extrusions | | Cover parts | | | Color | | | |
|--|-------------|------------|------------|---------------------------------------|---------------------------------------|---|---|--|---|----------------------------------|------------------------|---|------|-------------|
| | 2 | 3 | 4 | 5 | 6 | 7 | 8 | 9 | 10 | 11 | 12 | 13 | 14 | 15 |
| | Rack Height | Rack Width | Rack Depth | Front Door | Rear Door | 19" Vertical Extrusion Front | 19" Vertical Extrusion Rear | Top Cover | Plinth | Side Panel | Packaging | 19" vertical extrusion, mounting position front and space between | Free | Color |
| N= Vertiv™ Knürr® MIR2® Rack | B= 42 U | 6= 600 mm | C= 800 mm | A= Glass single door right | A= Glass single door right | A= 19" vertical server extrusion with air partition and 3x1 U cut-outs* | H= 19" vertical extrusion with mounting holes | B= Top Cover, with cut out for fan units, with cable inlet rear | A= Plinth, stationary 100mm, all sides closed | B= Both sides | X = Standard packaging | A= 80/740mm* | X | 1= RAL 7035 |
| | D= 47 U | 8= 800 mm | D= 900 mm | B= Sheet steel single door right | B= Sheet steel single door right | B= 19" vertical server extrusion with air partition | S= 19" vertical server extrusion | C= Top cover with cable inlet rear | B= Plinth, stationary 200mm, all sides closed | C= Partitioning wall fixed right | | C= 115/740mm* | | 8= RAL 7021 |
| | | | E= 1000 mm | C= Perforated single door | C= Perforated single door | C= 19" vertical server extrusion with cable management* | T= 19" Vertical Extrusion with T-Slot | E= Top cover short with lateral cable inlet closed | F= Without plinth. Adjustable feed only | D= Partitioning wall fixed left | | D= 123/740mm* | | X= blank ** |
| | | | F= 1100 mm | D= 180° perforated single door right | D= 180° perforated single door right | H= 19" vertical extrusion with mounting holes | X= Without 19" extrusions | G= Top cover short | G= Plinth, stationary 100mm, with vent slots | L= Left | | E= 200/740mm* | | |
| | | | G= 1200 mm | E= Glass double door | E= Glass double door | S= 19" vertical server extrusion | | S= Top cover without cut out for fan units, with cable inlet rear, with spacer | H= Plinth, stationary 200mm, with vent slots | R= Right | | F= 215/740mm* | | |
| | | | | F= Sheet steel double door | F= Sheet steel double door | T= 19" Vertical Extrusion with T-Slot | | X= Without top cover | R= Mobile casters | X= Without side panels | | G= 150/740mm* | | |
| | | | | G= Sheet steel perforated double door | G= Sheet steel perforated double door | X= Without 19" extrusions | | | | | | Q= 80/565mm* | | |
| | | | | H= 180° perforated double door | H= 180° perforated double door | | | | | | | T= 123/565mm* | | |
| | | | | M= 180° sheet steel single door right | M= 180° sheet steel single door right | | | | | | | U= 150/565mm* | | |
| | | | | N= 180° sheet steel double door | N= 180° sheet steel double door | | | | | | | V= 200/565mm* | | |
| | | | | P= 180° glass single door right | P= 180° glass single door right | | | | | | | | | |
| | | | | Q= 180° glass double door | Q= 180° glass double door | | | | | | | | | |
| | | | | X= Without door | R= rear/front door | | | | | | | | | |
| | | | | | X= Without door | | | | | | | | | |



Remarks:

- * this options might not be possible with each Rack width, depth and 19" mounting position.
- ** use "X" if select no cladding parts.

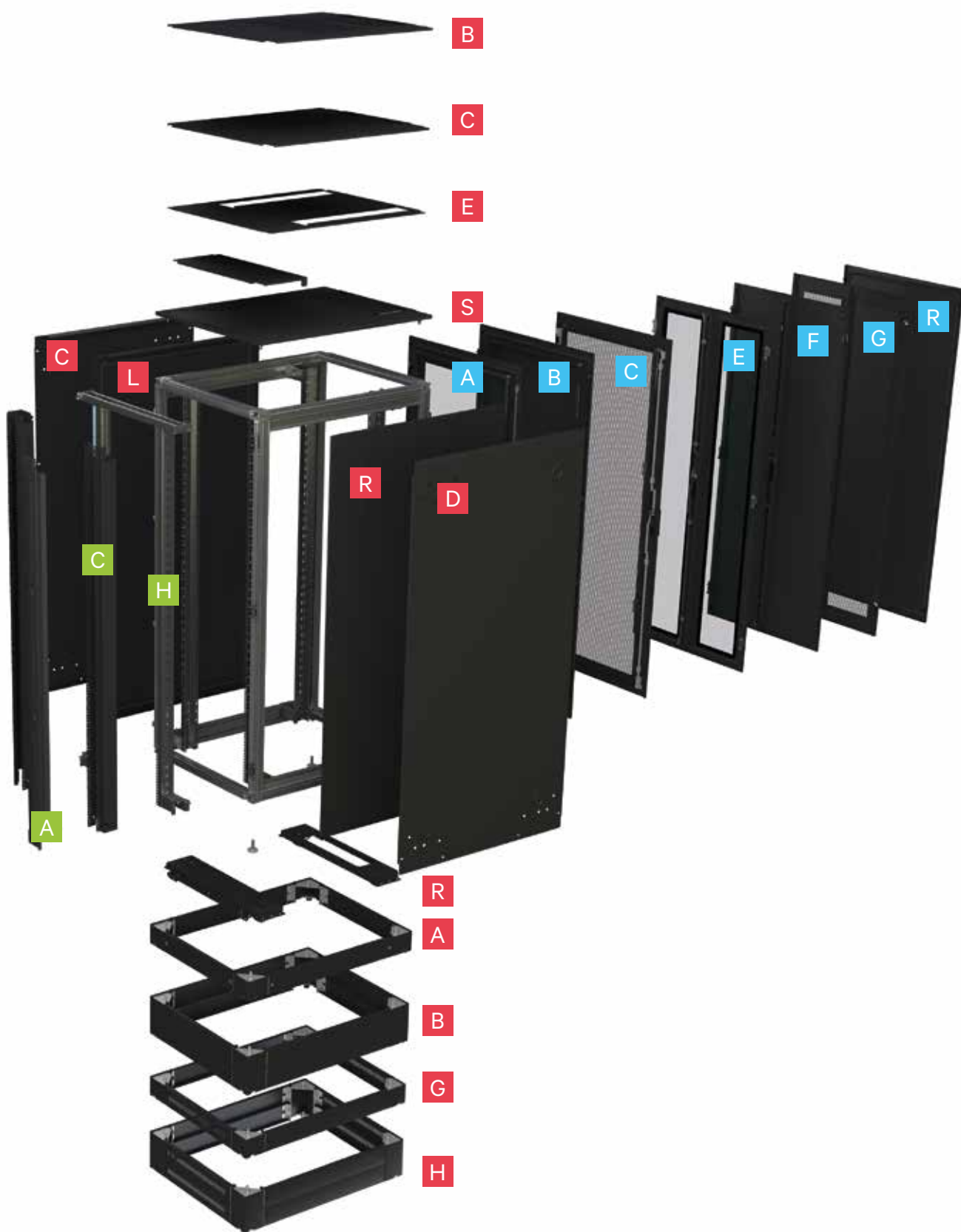
Vertiv™ Knürr® MIR2®

Configurator – Technical Overview of selectable options



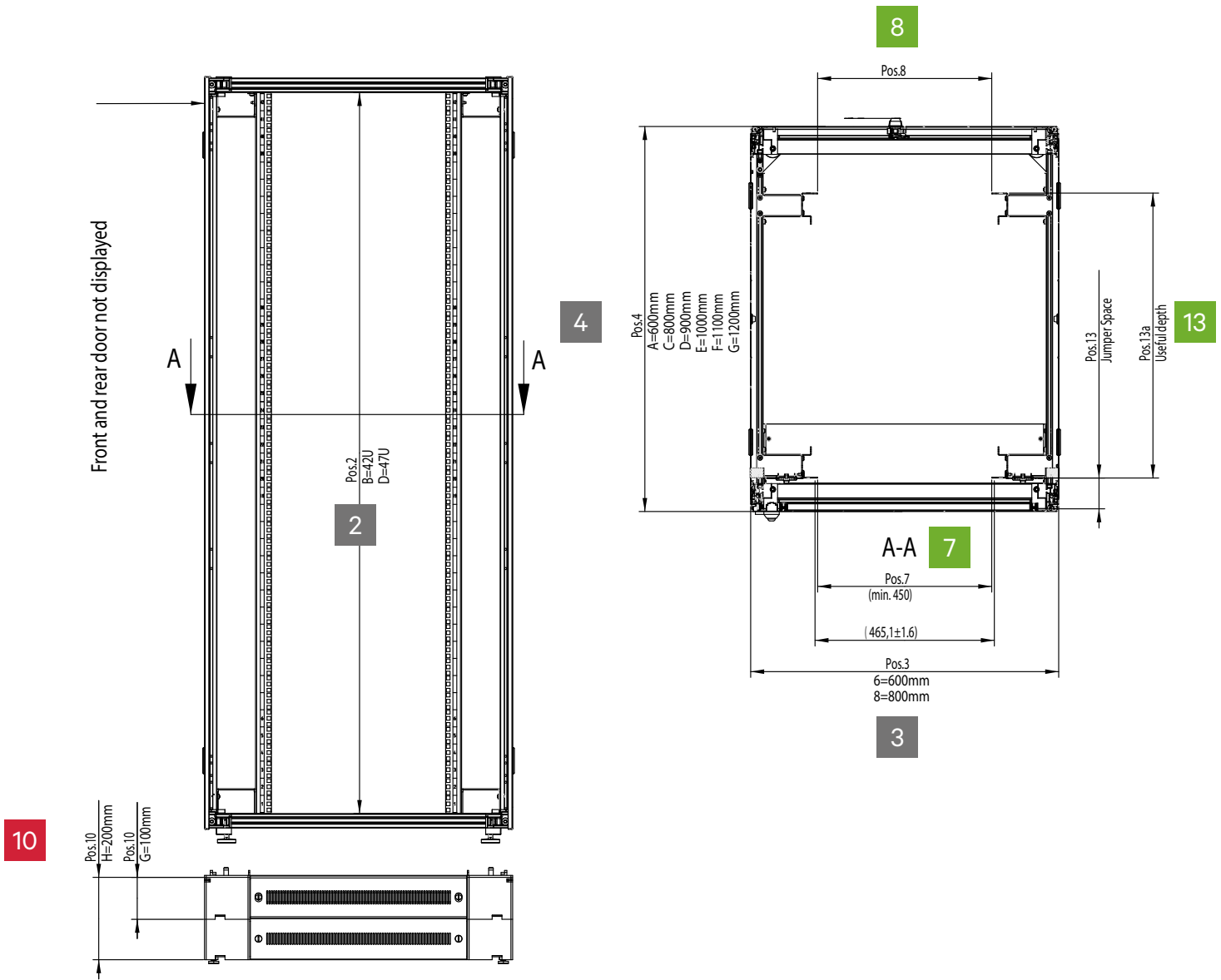
Overview of all mountable parts

| | | | | | | | | | | | | | | |
|---------|--------|-------|-------|------------|-----------|------------------------------|-----------------------------|-----------|--------|------------|-----------|-----------------|------|-------|
| | 2 | 3 | 4 | 5 | 6 | 7 | 8 | 9 | 10 | 11 | 12 | 13 | 14 | 15 |
| Product | Height | Width | Depth | Front Door | Rear Door | 19" Vertikal Extrusion front | 19" Vertikal Extrusion rear | Top Cover | Plinth | Side Panel | Packaging | Jumpering Space | Free | Color |



Vertiv™ Knürr® MIR2®

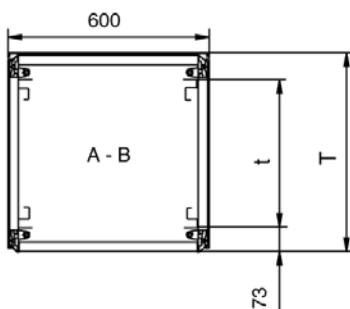
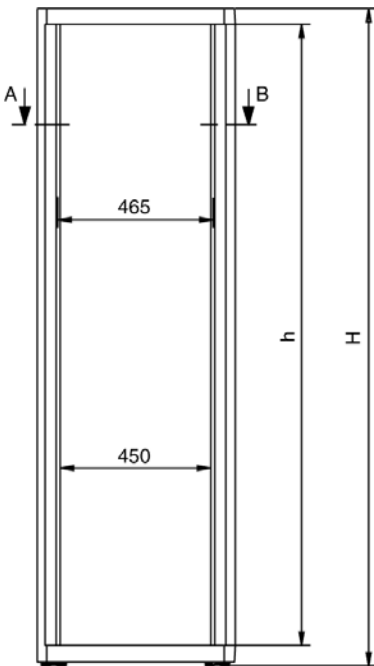
Configurator – Technical Overview of selectable dimensions



| | 2 | 3 | 4 | 5 | 6 | 7 | 8 | 9 | 10 | 11 | 12 | 13 | 14 | 15 |
|---------|--------|-------|-------|------------|-----------|------------------------------|-----------------------------|-----------|--------|------------|-----------|-----------------|------|-------|
| Product | Height | Width | Depth | Front Door | Rear Door | 19" Vertikal Extrusion front | 19" Vertikal Extrusion rear | Top Cover | Plinth | Side Panel | Packaging | Jumpering Space | Free | Color |



MIR20336



MIR00301

**Vertiv™ Knürr® MIR® IP 55, on request
With single glass door, width 600 mm**

- With fixed 19" component on the front and rear.
- For IEC 297-3-compliant components.
- Door opening angle, 180°.
- For installing 19" components on the front and rear.
- For installation equipment with a max. width of 450 mm.
- Installation accessories.

■ **Jumpering space**

- Front 73 mm.

■ **Load rating**

- 5000 N static.

■ **Protection rating**

- IP 55.

■ **Tests**

- Earthing compliant with VDE 0100 T 540.
- Vibration test compliant with MIL-STD 810 E.
- IP test compliant with DIN 40 050 / IEC 529.

■ **Material / Finish**

- Basic rack, extruded aluminum, polished.
- Corner piece, die-cast aluminum, polished.
- Covers, zinc-passivated sheet steel, powder-coated texture.
- Doors, sheet steel, powder-coated texture, glass infill, front door, single safety-glass panel, 4 mm.
- Multifunctional braces and 19" extrusions, sheet steel, zinc-passivated.

■ **Color**

- Visible surface of the covers, RAL 7035 light-grey.

■ **Scope of delivery**

- 1 x basic rack.
- 4 x 19" sheet steel angular extrusions with mounting holes.
- 2 x multifunctional braces for cable clamping and universal mounting options.
- 1 x top cover, closed, IP 55.
- 1 x front door, single, single safety-glass panel, with handle and mounting for cylinder lock, IP55.
- 1 x rear panel with quick connectors, IP 55.
- 2 x side panels with quick connectors, IP 55.
- 1 x floor, closed, IP 55.
- 4 x leveling feet (0 - 25 mm).

■ **How supplied**

- Mounted.

■ **Note on rack suites**

To create a rack suite with "n" racks, the following is required:

- (n-1) racks without side panels.
- 1 rack with side panels.

In a rack suite, per connection you will require a set of BN 01.130.935.7 suite connectors.

| W | H | D | U | h | d | kg | Order No. | UP |
|-----|------|-----|----|------|-----|----|--------------|--------|
| 600 | 1800 | 600 | 37 | 1652 | 440 | 75 | 01.132.271.1 | 1 unit |
| 600 | 2000 | 600 | 41 | 1852 | 440 | 80 | 01.132.272.1 | 1 unit |
| 600 | 1800 | 800 | 37 | 1652 | 640 | 83 | 01.132.277.1 | 1 unit |
| 600 | 2000 | 800 | 41 | 1852 | 640 | 90 | 01.132.278.1 | 1 unit |

Accessories for Vertiv Knürr MIR IP55 Rack on request



MIR00070

Vertiv™ Knürr® MIR® top cover Closed, IP55

– Can be optionally used as top cover or bottom cover (combination with stationary plinth is not possible with us as bottom cover).

■ **Protection rating**

– Installation in the Vertiv™ Knürr® MIR® (depending on other rack components), achieves a maximum protection rating of IP 55.

■ **Finish**

– Powder-coated texture, RAL 7035.

■ **Scope of delivery**

– 1 x cover, closed.
– 1 x Mounting kit.

■ **How supplied**

– In sets.

| W | D | Order No. | UP |
|-----|------|--------------|--------|
| 600 | 600 | 01.130.690.1 | 1 unit |
| 600 | 800 | 01.130.691.1 | 1 unit |
| 600 | 900 | 01.130.692.1 | 1 unit |
| 600 | 1000 | 01.127.700.1 | 1 unit |
| 600 | 1200 | 01.133.760.1 | 1 unit |
| 800 | 600 | 01.130.691.1 | 1 unit |
| 800 | 800 | 01.130.699.1 | 1 unit |
| 800 | 900 | 01.130.700.1 | 1 unit |
| 800 | 1000 | 01.127.702.1 | 1 unit |
| 800 | 1200 | 01.133.762.1 | 1 unit |

Dimensions in mm:

W = Width h = Installation height U = Standard rack unit
 H = Height d = Insertion depth (1 U = 44.45 mm)
 D = Depth L = Length UP = Packaging unit

Conversion:

1 mm = 0.03937 inch
 1 kg = 2.2046 pounds

Vertiv™ Knürr® DCM® Rack System

Market-leading Data Center Technologies for your Company

Integrated solutions.

Integrated benefits.

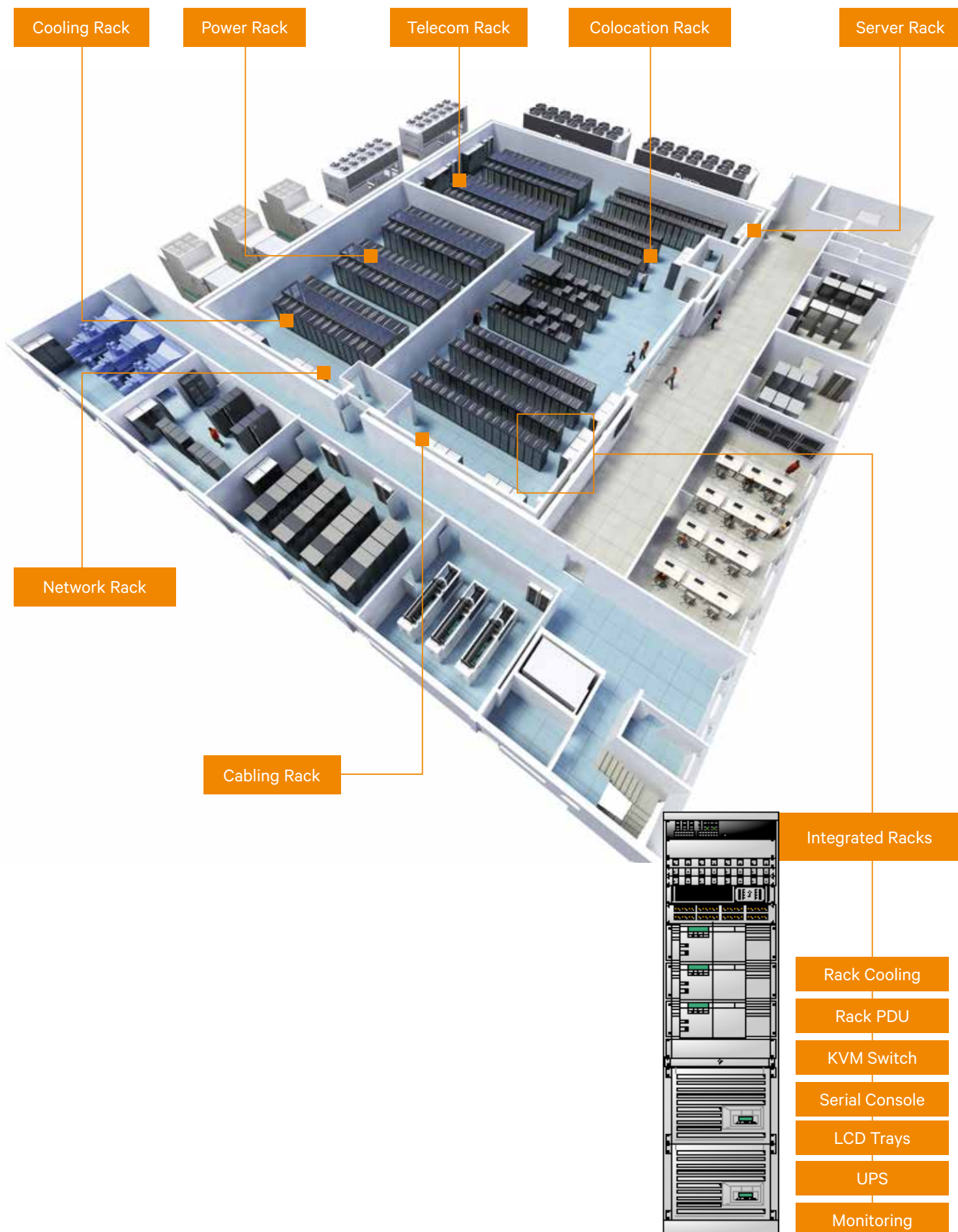
Integrated energy efficiency.

- **Reliability:**
Proven business-critical technologies that minimize failure sources and guarantee the greatest possible reliability for your IT systems.
- **Everything from one source:**
One central provider for the provision, configuration, installation and support of your products and technologies.
- **Integration:** From the rack through to the entire room – our products and services form one integrated holistic system.
- **Technical support:** Where required, on-site and factory-site support is provided by application specialists. Vertiv has the largest team of customer service specialists in the world.
- **Flexible configuration options:** Our products and technologies deliver flexibility, adaptability and cost-effective solutions.
- **Energy efficiency:** We offer our customers "Green IT" solutions that set standards on the ITC market – a data-center infrastructure that stays abreast current and future requirements and facilitates management and automation of physical infrastructure.

Vertiv™ Knürr® provides comprehensive products and services for all requirements – from compact racks and computer rooms, right through to global data centers.

Based on a variety of data centers' specific requirements, Vertiv has developed a customized, ready-made solution: rack systems with integrated thermal management, power supply cooling and monitoring. We also provide optional services such as on-site expertise and support, thereby ensuring that you can easily order, configure, manage and implement your Vertiv Knürr solution.







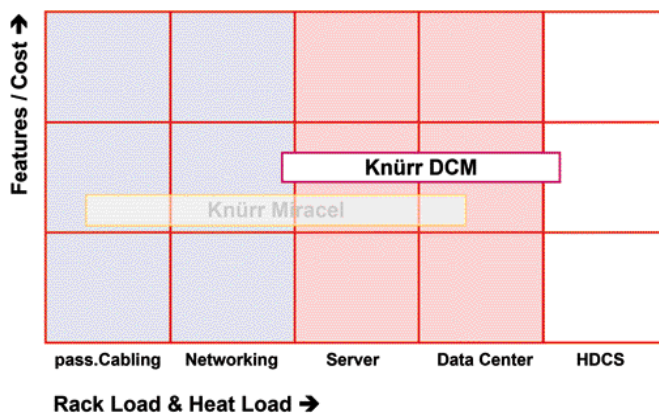

Vertiv™ Knürr® DCM®

The Modular Rack Platform for a Future-proof Data Center

- Modular building box: quick, cost-effective and sustainable.
- Maximum space for power-supply and cabling components allowing them to be placed alongside the panels.
- Structural stability with low weight provided by light aluminum structure that can be disassembled.
- More variability with stepless, adjustable-depth air containment with vertical extrusions.

Everything in the data center begins with the Vertiv™ Knürr® DCM®!

The Vertiv Knürr DCM is the modular building block for all "in row" applications of Vertiv's products. It's used as server racks, power racks, or storage racks.



Positioning of rack in area of application



Vertiv™ Knürr® DCM®

Application-optimized Server-Rack Solution – The Keystone for your IT Solutions



**The right rack size
for every application**

- **Vertiv™ Knürr® Data Center Module**
The Vertiv Knürr DCM® is Vertiv's globally available rack for world-wide, standardized data center planning.
- **Global standard**
The 2000 mm height and 1100 mm depth rack version is the global platform for rack suites at Vertiv. Cooling racks, power racks and server racks based on the Knürr DCM platform guarantee easy integration into the rack suite.
- **Metric measurements**
for global use.
- **Stable and secure**
Vertiv Knürr DCM seismic-tested version available up on request. Static load of up to 1500 kg. Flexible use as a server or active network rack.





1. DCM20059



3. DCM20030

Vertiv™ Knürr® DCM®

Features

■ **High-load cabinet**

Static load of 1500 kg featuring a new design, more stable profiles and new high-load corner joints. (1)

■ **Screw design**

Since the rack can easily be dismantled, even to the most restricted areas are accessible. (2)

■ **Light aluminum frame**

Lower weight allows for easier, lighter transportation. (3)

■ **Convenient**

Tool-free door assembly. (4)

■ **Low, heavy-duty casters**

Even fully equipped rack can be moved safely and conveniently. (5)

■ **Integrated tilt restraint**

Quick and easy installation and disassembly.

■ **Cable management**

Guaranteed orderly and space-saving cable management. Adaptable to site installation requirements: cable management can be selected from an extensive range of accessory components. (6)

■ **Largest possible perforation**


For improved airflow. (7)

■ **Maximum space**

PDUs and cable management can also be housed in the space between the 19" level and the side panel.

■ **Adjustable-depth air separation**

Cold/warm air is sealed alongside the panels, permitting adjustment of the depth. The standard air-containment accessory (with 1 U slot) can be used to increase the usable space of your server rack up to 6 U. (8)



2. DCM20008




4. DCM20006



5. DCM20028



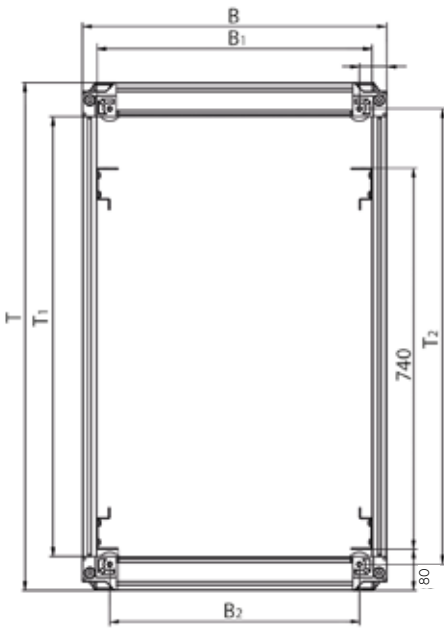
6. DCM20027



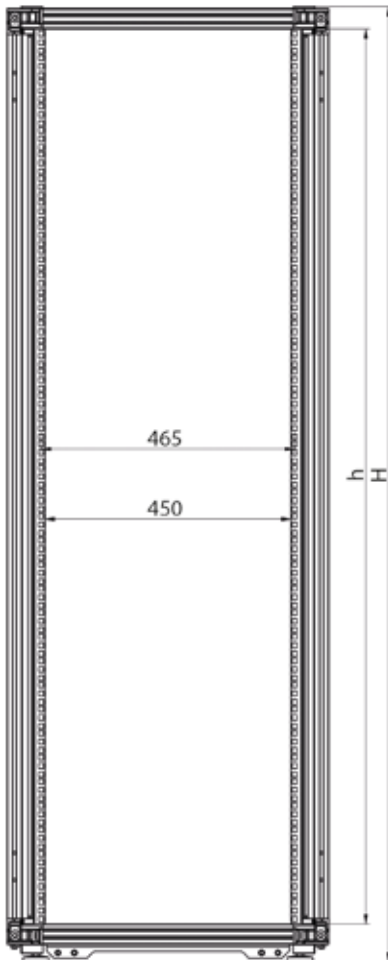
7. MIR20265



8. DCM20000



DCM20066



Vertiv™ Knürr® DCM® Technical data

Material

- Extruded aluminum.
- Corner piece, die-cast aluminum.
- Covers, steel sheet, zinc-passivated.
- Steel sheet doors.

Installation dimensions compliant with IEC 60297-1 and IEC 60297-2

- Height: 42 U / 47 U (1 U) = 44.45 mm).
- Width: 482.6 mm (19" construction).

Available space

- Jumping space, 80 mm.
- 130° door opening angle in the rack suite and 180° as individual rack.

Configurations

- Stationary on leveling feet.
- Mobile with caster mounting and leveling feet.

Finish/Color

- Basic rack, polished.
- Visible surface of covers RAL 7021 dark-grey.

Static load rating

- 15000 N (stationary model).
- 10000 N (mobile model).

Tests depending on design

- IP test compliant with IEC 60529.
- Earthing and protective conductor test compliant with DIN EN 60950.

Further standards and tests may be provided upon request.

Rack suites

To create a rack suite with "n" racks, the following is required:

- n-1 racks without side panels and 1 rack with side panels.
- In a rack suite, per connection you one set of rack connectors.

| Nom. dimension | W | W1 | W2 | D | D1 | D2 |
|----------------|-----|-----|-----|------|------|------|
| W 600 / D 1000 | 591 | 535 | 485 | 986 | 856 | 885 |
| W 600 / D 1100 | 591 | 535 | 485 | 1086 | 956 | 985 |
| W 600 / D 1200 | 591 | 535 | 485 | 1186 | 1056 | 1085 |
| W 800 / D 1000 | 791 | 735 | 685 | 986 | 856 | 885 |
| W 800 / D 1100 | 791 | 735 | 685 | 1086 | 956 | 985 |
| W 800 / D 1200 | 791 | 735 | 685 | 1186 | 1056 | 1085 |

| Nom. height | H | h |
|-------------|------|------|
| H 2000 | 1983 | 1872 |
| H 2200 | 2205 | 2095 |

Dimensions in mm:

W = Width h = Installation height U = Standard rack unit kg = Weight
 H = Height d = Insertion depth (1 U = 44.45 mm)
 D = Depth L = Length UP = Packaging unit

Conversion:

1 mm = 0.03937 inch
 1 kg = 2.2046 pounds

Nel file sorgente questa tabella è in TEDESCO.
 Va lasciata in lingua o va tradotta in UK?

Vertiv™ Knürr® DCM®
Configurator

- Up to 2.5 million different assembly options



Vertiv™ Knürr® DCM® – configured by you

Impressive number of variations:

There are now up to 2.5 million options for a configuration with the 'Configurable Article Number' (which replaces the old order numbers).

A system building box that significantly simplifies your combinations.

This 'Configurable Article Number' reproduces all requested properties via multiple choice (see chart below), without requiring detailed rack descriptions.

Definite identification is also possible with a repeat order or upgrade.

The 'Configurable Article Number' makes a significant contribution to simplifying the selection and ordering process.

Product line

Vertiv Knürr DCM

| | Dimensions | | | Doors | | 19" Extrusions | | Covers | | | Packaging | | | Color |
|-----------------------------------|-------------------|---------------------|----------------------|--------------------------------------|--------------------------------------|---|--|---|--|-------------------------|----------------------------------|---|----------|-------------------------------|
| | 2 | 3 | 4 | 5 | 6 | 7 | 8 | 9 | 10 | 11 | 12 | 13 | 14 | 15 |
| | Rack Height | Rack Width | Rack Depth | Front Door | Rear Door | 19"-Front Vertical Extrusion | 19"-Rear Vertical Extrusion | Cover | Plinth | Side Panel | Packaging | 19" vertical extrusion, mounting position front and space between | Free | Color |
| 1 Vertiv Knürr DCM Rack | B= 42 U | 6= 600 mm | C= 1000 mm | A= Single glass door | A= Single glass door | A= 19" vertical server extrusion with air containment and 3x1 U cut-outs* | S= 19" vertical server extrusion | C= Top cover with cable entry | A= Fixed plinth, 100 mm | B= Both sides | X = Standard packaging | A = 80/740mm | X | 1= RAL 7035 |
| | D= 47 U | 8= 800 mm | D= 1100 mm | B= Single steel sheet door | B= Single steel sheet door | B= 19" vertical server extrusion with air containment | X= Without 19" extrusions | E= Cover with lateral cable entry | B= Fixed plinth, 200 mm | L= Left | | B = 85/740 mm | | 8= RAL 7021 |
| | | | G= 1200 mm | C= Perforated single door | C= Perforated single door | C= 19" Server extrusion with vertical cablemanger* | | G= Cover short | R= With casters | R= Right | | C = 115/740 mm | | X= without color ** |
| | | | | G= Perforated double door | G= Perforated double door | S= 19" vertical server extrusion | | X= Without cover | F= Fixed without plinth. Only feet are height-adjustable | X= Without | | D = 123/740 mm | | |
| | | | | X= Without door | R= Back cover | | | | | | | E = 200/740 mm* | | |
| | | | | | X= Without door | | | | | | | F = 215/740 mm* | | |
| | | | | | | | | | | | | G = 150/740 mm | | |

Configuration example:

| Product | Height | Width | Depth | Front Door | Rear Door | 19"-Front Vertical Extrusion | 19"-Rear Vertical Extrusion | Cover | Plinth | Side Panel | Packaging | 19" extrusion insertion depth | Free | Color |
|----------|----------|----------|----------|------------|-----------|------------------------------|-----------------------------|----------|----------|------------|-----------|-------------------------------|----------|----------|
| D | B | 8 | F | G | X | A | X | C | B | L | X | X | X | 8 |

Remarks:


* this options might not be possible with each Rack width, depth and 19" mounting position.

** *X" if select no cladding parts.


Example product number



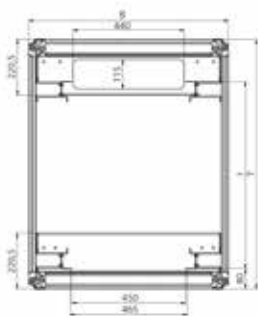
DCM20003 stationary DCM20022 mobile



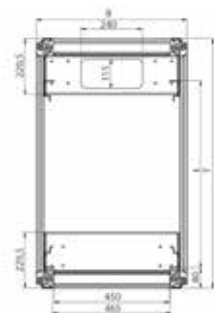
DCM20063 Average width 800 mm, stationary



DCM20062 Average width 600 mm, stationary



DCM20065 Average width 800 mm, mobile



DCM20064 Average width 600 mm, mobile

Vertiv™ Knürr® DCM® 19" Heavy Duty Server Rack Width 600 and 800, Stationary and Mobile

- Perforated front door.
- Perforated rear double door.
- Special 19" server extrusions for mounting all off-the-shelf 19" servers.
- Components compliant with IEC 297-3.
- Cable entry via top and bottom cover.
- Cable entry on the top cover can be completely removed at the rear allowing installing and removal of top cover after cabling.
- Mobile design includes heavy-duty casters with ample floor clearance.

■ Jumpering space

- Front 80 mm.

■ Load rating

- 15000 N static.
- 10000 N mobile in data center with load.

■ Protection rating

- IP 20.

■ Tests

- Earth compliant with DIN EN 60950.
- Mobile design: Earthing compliant with VDE 0100 T 540.
- IP test compliant with DIN 40 050 / IEC 529.

■ Airflow circulation

- Perforation: 83%.

■ Material / Finish

- Basic rack, extruded aluminum, polished.
- Corner piece, die-cast aluminum, polished.
- Doors, steel sheet, powder-coated texture.
- Covers, zinc-passivated steel sheet, powder-coated texture.
- 19" extrusions, 2.0 mm zinc-passivated steel sheet.

■ Color

- Visible surfaces and covers coated with RAL 7021, dark-grey.

■ Scope of delivery

- 1 x basic rack.
- 4 x 19" server extrusions, steel sheet inclusive U marking.
- 2 x side panels with quick connectors.
- 1 x top cover with cable entry (three-piece sliding plates can also be opened completely).
- 1 x front door, single, perforated, with handle and mounting for cylinder lock.
- 1 x rear door, double, perforated, steel sheet, with handle and mounting for cylinder lock.
- 4 x leveling feet.
- 1 x complete earthing test (VDE 0100).
- Mobile design: additionally 2 caster mountings with heavy-duty casters and integrated cable entry.

■ How supplied

- Mounted.

■ Note

Order mounting adapters for 19" server extrusion for mounting Knürr accessories are also available.

| W | H | D | U | d | kg | Model | Order No. | UP |
|-----|------|------|----|-----|-----|-----------------------------|------------------------|--------|
| 600 | 2000 | 1200 | 42 | 740 | 117 | Stationary with side panels | DB6GCGSSCFBXXX8 | 1 unit |
| 600 | 2200 | 1200 | 47 | 740 | 121 | Stationary with side panels | DD6GCGSSCFBXXX8 | 1 unit |
| 800 | 2000 | 1200 | 42 | 740 | 132 | Stationary with side panels | DB8GCGSSCFBXXX8 | 1 unit |
| 800 | 2200 | 1200 | 47 | 740 | 136 | Stationary with side panels | DD8GCGSSCFBXXX8 | 1 unit |
| 600 | 2000 | 1200 | 42 | 740 | 75 | Stationary, no side panels | DB6GCGSSCFXXX8 | 1 unit |
| 600 | 2200 | 1200 | 47 | 740 | 81 | Stationary, no side panels | DD6GCGSSCFXXX8 | 1 unit |
| 800 | 2000 | 1200 | 42 | 740 | 92 | Stationary, no side panels | DB8GCGSSCFXXX8 | 1 unit |
| 800 | 2200 | 1200 | 47 | 740 | 94 | Stationary, no side panels | DD8GCGSSCFXXX8 | 1 unit |
| 600 | 2000 | 1200 | 42 | 740 | 127 | Mobile with side panels | DB6GCGSSCRBXXX8 | 1 unit |
| 800 | 2200 | 1200 | 47 | 740 | 146 | Mobile with side panels | DD8GCGSSCRBXXX8 | 1 unit |
| 600 | 2000 | 1200 | 42 | 740 | 85 | Mobile, no side panels | DB6GCGSSCRXXX8 | 1 unit |
| 800 | 2200 | 1200 | 47 | 740 | 104 | Mobile, no side panels | DD8GCGSSCRXXX8 | 1 unit |



DCM20085



DCM20086



DCM20087



DCM20088

**Vertiv™ Knürr® DCM® Colocation Rack
Width 800 mm**

- Perforated front doors with one-point lock.
- Perforated rear doors with one-point lock.
- Special 19" server extrusions for mounting all off-the-shelf 19" servers.
- Components compliant with IEC 297-3.
- Standard cable entry with fixed cable duct on the right.
- Optional cable entry left and right via cover and shelf by reconfiguration of the cable ducts.
- Secure partitioning of the individual bays using securely mounted partition shelves.
- With lateral air containment at the front left and right, each with 1 U opening for mounting different components.
- Doors with handle and mounting for cylinder lock.
- Adjustment of the 19" extrusions in 50 mm increments.

■ Jumping space

- Front 80 mm.

■ Load rating

- 25 kg per rack unit (stationary).
- e.g.: 15 U x 25 kg = 375 kg load for one bay.

■ Protection rating

- IP 20.

■ Tests

- Earthing compliant with VDE 0100 T 450.
- IP test compliant with DIN 40 050 / IEC 529.

■ Airflow circulation

- Perforation: 83%.

■ Material / Finish

- Basic rack, extruded aluminum, polished.
- Corner piece, die-cast aluminum, polished.
- Doors, steel sheet, powder-coated texture.
- Partitioning walls, zinc-passivated steel sheet.
- 19" extrusions, 2.0 mm zinc-passivated steel sheet.
- Shelf supports, zinc-passivated.

■ Color

- Visible cover surface
- Final digit of Order No. 1: RAL 7035 light-grey.
- Final digit of Order No. 8: RAL 7021 dark-grey.

■ Scope of delivery

- 1 x basic rack.
- 4 x 19" server extrusions with regular perforations, steel sheet with rack unit marking for each bay.
- 1 x top cover, including cable-inlet covers on the left and right sides.
- 1 x shelf, including cable-inlet cover on the right; open on the left for cable duct = cable entry.
- 2 x partitioning shelves for 3-way colocation.
- 1 x partitioning shelf for 2-way colocation.
- 3 x perforated front and rear doors for 3-way colocation.
- 2 x perforated front and rear doors for 2-way colocation.
- Air containment at the front with covered 1 U cut-out.

■ How supplied

- Mounted.

■ Note

- Also order mounting adapters for 19" server extrusion for mounting Knürr accessories.
- Side partitioning walls must be ordered separately.
- Cylinder locks must be ordered separately.
- Stationary plinth can be mounted afterwards.

| W | H | D | U | d | kg | Model | Order No. | UP |
|-----|------|------|----|-----|-----|--------------------------------------|-------------------------|--------|
| 800 | 2000 | 1100 | 13 | 740 | 136 | 3-way colocation without side panels | 01.143.000.X-001 | 1 unit |
| 800 | 2000 | 1200 | 13 | 740 | 142 | 3-way colocation without side panels | 01.143.000.X-002 | 1 unit |
| 800 | 2200 | 1100 | 15 | 740 | 145 | 3-way colocation without side panels | 01.143.000.X-003 | 1 unit |
| 800 | 2200 | 1200 | 15 | 740 | 150 | 3-way colocation without side panels | 01.143.000.X-004 | 1 unit |
| 800 | 2000 | 1100 | 20 | 740 | 95 | 2-way colocation without side panels | 01.143.001.X-001 | 1 unit |
| 800 | 2000 | 1200 | 20 | 740 | 122 | 2-way colocation without side panels | 01.143.001.X-002 | 1 unit |
| 800 | 2200 | 1100 | 23 | 740 | 125 | 2-way colocation without side panels | 01.143.001.X-003 | 1 unit |
| 800 | 2200 | 1200 | 23 | 740 | 123 | 2-way colocation without side panels | 01.143.001.X-004 | 1 unit |
| 800 | 2000 | 1100 | 13 | 740 | 175 | 3-way colocation with side panels | 01.143.002.X-001 | 1 unit |
| 800 | 2000 | 1200 | 13 | 740 | 184 | 3-way colocation with side panels | 01.143.002.X-002 | 1 unit |
| 800 | 2200 | 1100 | 15 | 740 | 178 | 3-way colocation with side panels | 01.143.002.X-003 | 1 unit |
| 800 | 2200 | 1200 | 15 | 740 | 194 | 3-way colocation with side panels | 01.143.002.X-004 | 1 unit |
| 800 | 2000 | 1100 | 20 | 740 | 155 | 2-way colocation with side panels | 01.143.003.X-001 | 1 unit |
| 800 | 2000 | 1200 | 20 | 740 | 164 | 2-way colocation with side panels | 01.143.003.X-002 | 1 unit |
| 800 | 2200 | 1100 | 23 | 740 | 165 | 2-way colocation with side panels | 01.143.003.X-003 | 1 unit |
| 800 | 2200 | 1200 | 23 | 740 | 170 | 2-way colocation with side panels | 01.143.003.X-004 | 1 unit |



DCM20110

Partitioning Wall for Retrofitting

- To secure the partitions between the individual bays against unauthorized access.
- Each bay can be closed off separately after initial installation.
- The partitioning wall is inserted above and below on mounting strips provided for this purpose.
- The partitioning wall is screwed into place at the front and covered by the door.

Material

- Order no.1: Powder-coated RAL 7035, light-grey texture.
- Order no.8: Powder-coated RAL 7021, dark-grey texture.

Finish / Color

- Zinc-passivated steel sheet.

Scope of delivery

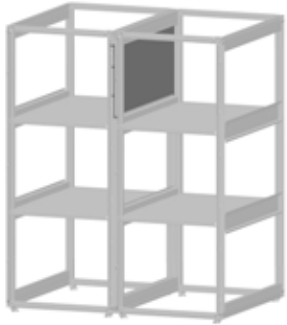
- 1 x partitioning wall for retrofitting.
- 1 x Mounting kit.

How supplied

- In sets.

Note

Partitioning wall can be installed from every position (top, middle, bottom, left and right).



DCM20109

| H | D | Model | Order No. | UP |
|------|------|----------------------|-------------------------|--------|
| 2000 | 1100 | For 3-way colocation | 01.143.100.X-001 | 1 unit |
| 2000 | 1200 | For 3-way colocation | 01.143.100.X-002 | 1 unit |
| 2200 | 1100 | For 3-way colocation | 01.143.100.X-003 | 1 unit |
| 2200 | 1200 | For 3-way colocation | 01.143.100.X-004 | 1 unit |
| 2000 | 1100 | For 2-way colocation | 01.143.100.X-005 | 1 unit |
| 2000 | 1200 | For 2-way colocation | 01.143.100.X-006 | 1 unit |
| 2200 | 1100 | For 2-way colocation | 01.143.100.X-007 | 1 unit |
| 2200 | 1200 | For 2-way colocation | 01.143.100.X-008 | 1 unit |



DCM20111

3-point Locking Upgrade Kit

- Upgrade kit for conversion to 3-point locking.
- Additional security.
- Can be upgraded at any time.
- Suitable for heights of 2000 and 2200 mm.

Scope of delivery

- 1 x Rod for locking unit.
- 1 x Rod guide.

How supplied

- In sets.

| H | Model | Order No. | UP |
|------------|----------------------|-------------------------|--------|
| 2000, 2200 | for 3-way colocation | 01.143.102.7-001 | 1 unit |
| 2000, 2200 | for 2-way colocation | 01.143.102.7-002 | 1 unit |



DCM20099

Cable Duct for Retrofitting

- Secure cabling for data and power-supply lines.
- Subsequent installation in 2- or 3-way colocation.
- Cable duct can be rebuilt at any time.

Material

- Steel sheet 1.0 mm.

Finish / Color

- Zinc-passivated steel sheet.

Scope of delivery

- 1 x cable duct for retrofitting.
- 1 x Covers.
- 1 x Mounting kit.

How supplied

- In sets.



DCM20100

| H | Model | Order No. | UP |
|------|-----------------------------|-------------------------|--------|
| 2000 | Short, for 3-way colocation | 01.143.101.0-001 | 1 unit |
| 2000 | Long, for 3-way colocation | 01.143.101.0-002 | 1 unit |
| 2200 | Short, for 3-way colocation | 01.143.101.0-003 | 1 unit |
| 2200 | Long, for 3-way colocation | 01.143.101.0-004 | 1 unit |
| 2000 | For 2-way colocation | 01.143.101.0-005 | 1 unit |
| 2200 | For 2-way colocation | 01.143.101.0-006 | 1 unit |

Nei file sorgente questa tabella è in TEDESCO.
Va lasciata in lingua o va tradotta in UK?

Dimensions in mm:

W = Width h = Installation height U = Standard rack unit kg = Weight
H = Height d = Insertion depth (1 U = 44.45 mm)
D = Depth L = Length UP = Packaging unit

Conversion:

1 mm = 0.03937 inch
1 kg = 2.2046 pounds



ACCESSORIES

VERTIV™ KNÜRR® MIR2® / VERTIV KNÜRR DCM® RACK SPECIFIC ACCESSORIES

Doors

Material

– Steel sheet: 1.0 mm.

Colour

– digit X of order number .1: RAL 7035 light-grey.
– digit X of order number .8: RAL 7021 dark-grey.

Included in delivery








– 1 x door, single, double leaf or rear panel.
– Mounting kit.

Delivered

– Pre-assembled.

Note

Perforated doors (83% free surface) allow for optimum airflow throughout the rack.

| Image | Description | Version | Dimensions | | Dimensions | |
|---|---|-------------------------------------|----------------|----------------|----------------|----------------|
| | | | H 2000 mm | | H 2200 mm | |
| | | | W 600 mm | W 800 mm | W 600 mm | W 800 mm |
|  | Steel sheet door with perforation, single leaf | 160° opening angle, internal hinges | 01147803.X | 01147805.X | 01147806.X | 01147808.X |
| | | 180° opening angle, external hinges | 01157092.X-007 | 01157092.X-009 | 01157092.X-010 | 01157092.X-012 |
|  | Steel sheet door with perforation, double leaf | 160° opening angle, internal hinges | 01147921.X | 01147929.X | 01147922.X | 01147930.X |
| | | 180° opening angle, external hinges | 01157093.X-007 | 01157093.X-009 | 01157093.X-010 | 01157093.X-012 |
|  | Steel sheet door without perforation, single leaf | 160° opening angle, internal hinges | 01147534.X | 01147536.X | 01147537.X | 01147539.X |
| | | 180° opening angle, external hinges | 01157094.X-007 | 01157094.X-009 | 01157094.X-010 | 01157094.X-012 |
|  | Steel sheet door without perforation, double leaf | 160° opening angle, internal hinges | 01147570.X-002 | 01147570.X-010 | 01147570.X-003 | 01147570.X-011 |
| | | 180° opening angle, external hinges | 01157095.X-007 | 01157095.X-009 | 01157095.X-010 | 01157095.X-012 |
|  | Glass door, single leaf | 160° opening angle, internal hinges | 01147540.X | 01147542.X | 01147543.X | 01147545.X |
| | | 180° opening angle, external hinges | 01157090.X-007 | 01157090.X-009 | 01157090.X-010 | 01157090.X-012 |
|  | Glass door, double leaf | 160° opening angle, internal hinges | 01147571.X-002 | 01147571.X-010 | 01147571.X-003 | 01147571.X-011 |
| | | 180° opening angle, external hinges | 01157091.X-007 | 01157091.X-009 | 01157091.X-010 | 01157091.X-012 |
|  | Rear panel | | 01157080.X-003 | 01157080.X-004 | 01157080.X-005 | 01157080.X-006 |

Top Cover

- With cable entry (sliding plates).
- For orderly cable management in the rack.

Material

- Steel, 1.5 mm.

Finish / Colour

- digit X of order number .1: RAL 7035 light-grey, powder-coated texture.
- digit X of order number .8: RAL 7021 dark-grey, powder-coated texture.

Included in delivery

- 1 top panel with cable entry.
- Mounting kit.

Delivered

- In sets.

| Image | Description | Dimensions | | | | |
|-------|--|----------------|----------------|----------------|----------------|----------------|
| | | W 600 mm | | | | |
| | | D 600 mm | D 800 mm | D 1000 mm | D 1100 mm | D 1200 mm |
| | Top cover with lateral cable inlet | | 01147570.X | 01147572.X | 01147573.X | 01147574.X |
| | Top cover with rear cable entry | 01157050.X-007 | 01157050.X-008 | 01157050.X-001 | 01157050.X-002 | 01157050.X-003 |
| | Top cover with cut out for fan units and cable inlet rear. Cut out closed with screwed blanking panel. | | 01157052.X-001 | 01157052.X-003 | 01157052.X-007 | 01157052.X-008 |
| | Top cover with cable inlet rear and 25 mm raised | 01157051.X-001 | 01157051.X-002 | 01157051.X-004 | 01157051.X-011 | 01157051.X-012 |
| | Top cover, short d 250mm | 01147268.X | | | | |

| Image | Description | Dimensions | | | | |
|-------|--|----------------|----------------|----------------|----------------|----------------|
| | | W 800 mm | | | | |
| | | D 600 mm | D 800 mm | D 1000 mm | D 1100 mm | D 1200 mm |
| | Top cover with lateral cable inlet | | 01147575.X | 01147577.X | 01147578.X | 01147579.X |
| | Top cover with rear cable entry | 01157050.X-011 | 01157050.X-012 | 01157050.X-004 | 01157050.X-005 | 01157050.X-006 |
| | Top cover with cut out for fan units and cable inlet rear. Cut out closed with screwed blanking panel. | | 01157052.X-004 | 01157052.X-006 | 01157052.X-009 | 01157052.X-010 |
| | Top cover with cable inlet rear and 25 mm raised | 01157051.X-005 | 01157051.X-006 | 01157051.X-008 | 01157051.X-009 | 01157051.X-010 |
| | Top cover, short d 250mm | 01147269.X | | | | |

VERTIV™ KNÜRR® MIR2® / VERTIV KNÜRR DCM® RACK SPECIFIC ACCESSORIES

Bottom Plates

- For covering the rack underneath.
- With foam rubber seals and brush strips; cable entry at the front and rear.
- For racks with and without castor mounting.

Material / Finish






- Steel sheet, 1,5 mm, galvanized.
- For foam rubber seals (foam rubber, 50x30 mm).






Included in delivery

- Bottom plates.
- 2 x mounting brackets.
- Mounting kit.

Delivered

- In sets.

| Image | Description | | Dimensions | | | |
|---|--|-----------------|-----------------|-----------------|-----------------|-----------|
| | | | W 600 mm | D 800 mm | D 1000 mm | D 1100 mm |
|  | Bottom plate closed, used with castor bracket | 01157042.0-001 | 01147.834.0 | 01147.835.0 | 01147.840.0 | |
|  | Bottom plate for cable entry with foam rubber seal | 01157041.0-001 | 01147.846.0 | 01147.847.0 | 01147.852.0 | |
|  | Bottom plate, modular | 01157040.0-001 | 01157.040.0-003 | 01157.040.0-004 | 01157.040.0-005 | |
|  | Bottom plate for cable entry with brush strip | 01157045.0-001 | 01157.045.0-003 | 01157.045.0-004 | 01157.045.0-005 | |
|  | Perforated bottom plate d 155mm | 01157.025.0-001 | | | | |

| Image | Description | | Dimensions | | | |
|---|--|-----------------|-----------------|-----------------|-----------------|-----------|
| | | | W 800 mm | D 800 mm | D 1000 mm | D 1100 mm |
|  | Bottom plate closed, used with castor bracket | 01157042.0-003 | 01147.838.0 | 01147.839.0 | 01147.844.0 | |
|  | Bottom plate for cable entry with foam rubber seal | 01157041.0-003 | 01147.850.0 | 01147.851.0 | 01147.856.0 | |
|  | Bottom plate, modular | 01157040.0-006 | 01157.040.0-008 | 01157.040.0-009 | 01157.040.0-010 | |
|  | Bottom plate for cable entry with brush strip | 01157045.0-006 | 01157.045.0-008 | 01157.045.0-009 | 01157.045.0-010 | |
|  | Perforated bottom plate d 155mm | 01157.025.0-003 | | | | |

Plinth

- Stationary, including levelling options.
- Cable entry accessible from all sides.
- Removable cover plates.
- Installation option for filter mat.

- **Load rating**
 - 10,000 N static.

- **Material**
 - Steel sheet.

- **Colour**
 - digit X of order number .1: RAL 7035 light-grey.
 - digit X of order number .8: RAL 7021 dark-grey.

- **Included in delivery**
 - 4 x plinth corners, including levelling feet.
 - 8 x cover plates without vents (for a height of 200 mm), 4 x cover plates without vents (for a height of 100 mm).

- 8 x cover plates (for a height of 200 mm, 4 without and 4 with vents), 4 cover plates (for a height of 100 mm, 2 without vents and 2 x with vents).
- Mounting kit.

- **Delivered**
 - In sets.

| Image | Description | Dimensions | | | | |
|-------|---|------------------|-----------------|-----------------|-----------------|-----------------|
| | | D 600 mm | D 800 mm | D 1000 mm | D 1100 mm | D 1200 mm |
| | Stationary plinth, 100 mm high, without vents | 01157.055.X-001. | 01157.055.X-002 | 01147.738.X | 01147.739.X | 01147.740.X |
| | Stationary plinth, 100 mm high, with vents | 01157.060.X-001 | 01157.060.X-002 | 01157.060.X-004 | 01157.060.X-005 | 01157.060.X-006 |
| | Stationary plinth, 200 mm high, without vents | 01157.056.X-001 | 01157.056.X-002 | 01147.788.X | 01147.789.X | 01147.790.X |
| | Stationary plinth, 200 mm high, with vents | 01157.065.X-001 | 01157.065.X-002 | 01157.065.X-004 | 01157.065.X-005 | 01157.065.X-006 |

| Image | Description | Dimensions | | | | |
|-------|---|-----------------|-----------------|-----------------|-----------------|-----------------|
| | | D 600 mm | D 800 mm | D 1000 mm | D 1100 mm | D 1200 mm |
| | Stationary plinth, 100 mm high, without vents | 01157.055.X-007 | 01157.055.X-008 | 01147.746.X | 01147.747.X | 01147.748.X |
| | Stationary plinth, 100 mm high, with vents | 01157.060.X-007 | 01157.060.X-008 | 01157.060.X-010 | 01157.060.X-011 | 01157.060.X-012 |
| | Stationary plinth, 200 mm high, without vents | 01157.056.X-007 | 01157.056.X-008 | 01147.796.X | 01147.797.X | 01147.798.X |
| | Stationary plinth, 200 mm high, with vents | 01157.065.X-007 | 01157.065.X-008 | 01157.065.X-010 | 01157.065.X-011 | 01157.065.X-012 |

Side Panel

– Side panel module for 19" server rack.

Material

– Steel sheet: 1.0 mm.



Finish / Colour

– digit X of order number 1:
RAL 7035 light-grey.
– digit X of order number 8:
RAL 7021 dark-grey.

Included in delivery

– 1 x side panel.
– Mounting kit.

Delivered

– In sets.

| H | D | Version | Order No. | Units |
|------|------|------------|-----------------|--------|
| 2000 | 600 | Side panel | 01147.871.X-004 | 1 unit |
| 2000 | 800 | Side panel | 01147.871.X-005 | 1 unit |
| 2000 | 1000 | Side panel | 01147.876.X | 1 unit |
| 2000 | 1100 | Side panel | 01147.877.X | 1 unit |
| 2000 | 1200 | Side panel | 01147.878.X | 1 unit |
| 2200 | 600 | Side panel | 01147.871.X-007 | 1 unit |
| 2200 | 800 | Side panel | 01147.871.X-008 | 1 unit |
| 2200 | 1000 | Side panel | 01147.880.X | 1 unit |
| 2200 | 1100 | Side panel | 01147.881.X | 1 unit |
| 2200 | 1200 | Side panel | 01147.882.X | 1 unit |

Partition Wall

Partition wall for retro-fitting

- For air containment between two fixed adjacent racks.
- The partition wall is fitted between two racks and can be inserted from one side of the linking racks.
- Guided along the upper rear extrusion of one of the linked racks.
- After the partition wall has been inserted, fasteners are bent or welded on one side of the wall and screwed into the vertical T-slot to secure the structure. The rack connectors supplied upon delivery are used on the opposite side.

Material

– Steel sheet: 1.0 mm.

Finish / Colour

– digit X of order number 1: RAL 7035 light-grey, powder-coated texture.
– digit X of order number 8: RAL 7021 dark-grey, powder-coated texture.

Mounted partition wall fixed

- For air containment between two fixed adjacent racks.
- The partition wall is only mounted on one rack and must be mounted before the other racks are installed.
- The partition wall is slotted in at the top of the rear extrusion and attached to the basic rack with quick connectors.
- The rack connectors are then fitted to the top and bottom of the frame extrusions from the inside.
- Plastic cover extrusions are provided to seal the gap between the two racks. These can be clipped into place at the front and back of the gap.

Included in delivery

– 1 x partition wall.
– 1 x set of rack connectors.
– 2 x cover extrusions, earthing set (for fixed partition wall only).
– Mounting kit.

Delivered

– In sets.

| Image | Description | Dimensions | | | Dimensions | | |
|-------|----------------------------------|------------|------------|------------|------------|------------|------------|
| | | D 1000 mm | D 1100 mm | D 1200 mm | D 1000 mm | D 1100 mm | D 1200 mm |
| | Partition wall for retro-fitting | 01147644.X | 01147645.X | 01147646.X | 01147647.X | 01147648.X | 01147649.X |
| | Mounted, fixed partition wall | 01147690.8 | 01147691.8 | 01147692.8 | 01147693.X | 01147694.X | 01147695.X |

Air Containment

- The cold/warm area partition can be quickly and easily retrofitted into the rack.
- Side cover plates with 2 cut-outs each for cables (for 800 mm wide racks).
- 3 x 1 HE cut-outs, covered with cover plates (only in versions with vents).
- Bolted to the sides of the 19" extrusions (in 800 mm wide racks).
- Sealed off from the side panels or from the same level of adjoining racks.
- Foam components allow for infinite adjustability in terms of depth.

Material

- Steel sheet.

Colour



- digit X of order number .1:
RAL 7035 light-grey.
- digit X of order number .8:
RAL 7021 dark-grey.

Included in delivery

- 2 x side cover plates (for 800 mm wide racks).
- 1 x cover plate, bottom.
- 1 x foam block for the top.
- Mounting kit.

Delivered

- In sets.

| Image | Description | Version | Dimensions | | Dimensions | |
|---|--|-----------------------------------|------------|------------|------------|------------|
| | | | H 2000 mm | H 2200 mm | W 600 mm | W 800 mm |
|  | Air containment without vents | for Racks with castor brackets | 01147898.X | 01147889.X | 01147899.X | 01147890.X |
| | | for Racks without castor brackets | 01147901.X | 01147895.X | 01147902.X | 01147896.X |
|  | Air containment with 3 x 1 HE cover plates, vertical | for Racks with castor brackets | | 01147904.X | | 01147905.X |
| | | for Racks without castor brackets | | 01147907.X | | 01147908.X |

Nel file sorgente questa tabella è in TEDESCO.
Va lasciata in lingua o va tradotta in UK?



Dimensions in mm:

W = Width h = Installation height U = Standard rack unit kg = Weight
 H = Height d = Insertion depth (1 U = 44.45 mm)
 D = Depth L = Length UP = Packaging unit

Conversion:

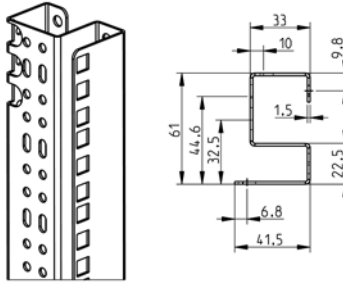
1 mm = 0.03937 inch
 1 kg = 2.2046 pounds

19" Vertical Extrusion with Mounting Holes and U Measure Tape

- For mounting 19" rack components.
- For mounting cable management systems and components.
- For mounting slot-in runners, intermediate fixed and pull-out shelves. (no adapter necessary)
- For mounting drawers.

Material / Finish

- Steel sheet: 1.5 mm, galvanized.
- Measure Tape glued.



Included in delivery

- Front (2 x 19" vertical extrusions with cross beam and 2 x 19" mountings – for 600 mm wide racks without cross beam and 19" mountings).
- Rear (2 x 19" vertical extrusions with 4 x 19" mountings – for 600 mm wide racks without 19" mountings).

Delivered

- In sets.

| W | H | U | Description | Order No. | Units |
|-----|------|----|-------------------------------|------------------|--------|
| 600 | 2000 | 42 | 19" Vertical extrusion, front | 01.157.110.7.003 | 1 pair |
| 600 | 2000 | 42 | 19" Vertical extrusion, rear | 01.157.110.7.003 | 1 pair |
| 600 | 2200 | 47 | 19" Vertical extrusion, front | 01.157.110.7.004 | 1 pair |
| 600 | 2200 | 47 | 19" Vertical extrusion, rear | 01.157.110.7.004 | 1 pair |
| 800 | 2000 | 42 | 19" Vertical extrusion, front | 01.157.113.7.003 | 1 pair |
| 800 | 2000 | 42 | 19" Vertical extrusion, rear | 01.157.114.7.003 | 1 pair |
| 800 | 2200 | 47 | 19" Vertical extrusion, front | 01.157.113.7.004 | 1 pair |
| 800 | 2200 | 47 | 19" Vertical extrusion, rear | 01.157.114.7.004 | 1 pair |

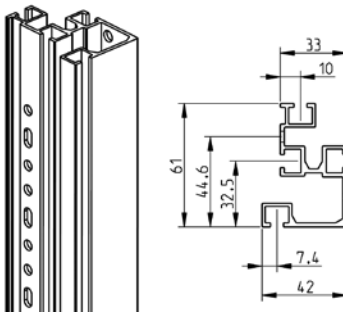
19" vertical extrusion

aluminum with T-slot and increment slide

- For front and rear installation with in the rack.
- Spring nut, variable and adjustable, in U increments (19").

Material

- Extruded aluminum, polished.



Scope of delivery

- 1 pair 19" LAN T-Slot, with cross beam (depends on order number), with mounting kit.

Note

- Maximal loading per pair 400 kg.

| W | H | U | Description | Order No. | Units |
|-----|------|----|---|------------------|--------|
| 800 | 2000 | 42 | 19"-LAN T-Slot, with cross beam, for front side | 01.157.105.0.003 | 1 pair |
| 800 | 2200 | 47 | 19"-LAN T-Slot, with cross beam, for front side | 01.157.105.0.004 | 1 pair |
| 800 | 2000 | 42 | 19"-LAN T-Slot, without cross beam, for back side | 01.157.106.0.003 | 1 pair |
| 800 | 2200 | 47 | 19"-LAN T-Slot, without cross beam, for back side | 01.157.106.0.004 | 1 pair |
| 600 | 2000 | 42 | 19"-LAN T-Slot, without cross beam, for front and back side | 01.157.102.0.003 | 1 pair |
| 600 | 2200 | 47 | 19"-LAN T-Slot, without cross beam, for front and back side | 01.157.102.0.004 | 1 pair |

Nel file sorgente questa tabella è in TEDESCO.
Va lasciata in lingua o va tradotta in UK?



Dimensions in mm:

W = Width h = Installation height U = Standard rack unit kg = Weight
 H = Height d = Insertion depth (1 U = 44.45 mm)
 D = Depth L = Length UP = Packaging unit

Conversion:

1 mm = 0.03937 inch
 1 kg = 2.2046 pounds



LUF20337

U tape measure

- For sticking on 19" extrusions.
- Enables fast component positioning at the correct U position.
- Standard length, 48 U; shorten as required.

■ **Scope of delivery**

- 1 x tape measure.

| U | Order No. | UP |
|----|--------------|--------|
| 48 | 01.128.400.9 | 1 unit |



DCM20052

Mounting Adapter for 19" Server Extrusion

- For mounting standard Vertiv™ Knürr®-components (shelves, drawers, slot-in runners, keypad drawers, etc.) inside 19" racks.

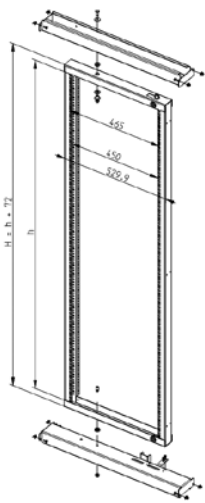
■ **Material**

- Steel sheet: 2.5 mm, galvanized.

■ **Included in delivery**

- 4 x adapters.

| W | H | U | Order No. | Units |
|----|----|---|--------------|-------|
| 63 | 44 | 1 | 01.147.640.9 | 1 set |



DREH

**19"-Swing frame
for open angle 135° or 145°**

- Caution: The cabinet must be screwed to the floor and wall when using the swing frame!
- **19"-Swing frame**
 - For installation of 19"-components to IEC 297-3.
 - Permits easy access to second mounting level and to components installed in the swing frame.
 - Mountable into Racks with 800 mm widths only.
- **Load rating**
 - 200 kg at mounting position A.
 - 300 kg at mounting position B.
- **Material**
 - Sheet steel 2 mm.
- **Finish**
 - Powder coated, textured.
- **Color**
 - Digit X = .1. RAL 7035 light-grey.
 - Digit X = .8. RAL 7021 dark grey.
- **Supply schedule**
 - 1 x 19"-Swing frame.
 - 1 x Mounting frames top and bottom.
 - 1 x Square Key.
 - 1 x Mounting hardware.
- **Delivered**
 - Assembled.
- **Note**
 - Installation of a swing-frame reduces the nominal installation height of the rack at 4U.

| W | H | U | h | Order No. | Units |
|-----|------|----|------|-------------------------|--------|
| 800 | 2000 | 39 | 1732 | 01.157.130.X.003 | 1 unit |
| 800 | 2200 | 44 | 1954 | 01.157.130.X.004 | 1 unit |

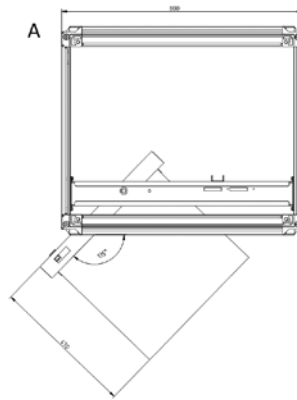


Mounting-Kit, wall

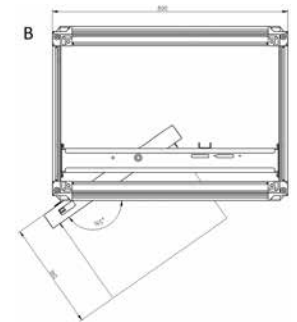
- **Material**
 - Sheet steel 3 mm.
- **Finish**
 - Powder coated, textured.
- **Color**
 - Digit X = .1. RAL 7035 light-grey.
 - Digit X = .8. RAL 7021 dark-grey.
- **Supply schedule**
 - 1 unit, with 2 top cover screws.

| Order No. | Units |
|-------------------------|--------|
| 01.156.162.X.001 | 1 unit |

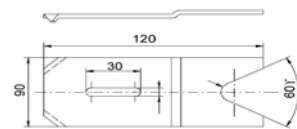
Useful depth in the swing frame



- **Mounting position A**
 - Load rating max. 200 kg.
 - Opening angle 135°.
 - Useful depth in swing frame 470 mm.
 - For Racks with 800 mm width only.



- **Mounting position B**
 - Load rating max. 300 kg.
 - Opening angle 145°.
 - Useful depth in swing frame 360 mm.
 - For Racks with 800 mm width only.



MIR00319

**Mounting-Kit,
floor mounting**

- **Material**
 - Sheet steel, 3.0 mm.
- **Finish**
 - Zinc passivated.
- **Supply schedule**
 - 4 piece.

| Order No. | Units |
|---------------------|--------|
| 01.130.934.7 | 1 unit |

Nel file sorgente questa tabella è in TEDESCO.
Va lasciata in lingua o va tradotta in UK?

| Dimensions in mm: | | | | Conversion: |
|-------------------|-------------------------|------------------------|-------------|----------------------|
| W = Width | h = Installation height | U = Standard rack unit | kg = Weight | 1 mm = 0.03937 inch |
| H = Height | d = Insertion depth | (1 U = 44.45 mm) | | 1 kg = 2.2046 pounds |
| D = Depth | L = Length | UP = Packaging unit | | |



MIR20093

Brush strip

- Brush strip for all covers with cable entry.
- For dust-protected and flexible cable entry.
- Can be used instead of mounting the sliding covers in the top cover.

Scope of delivery

- 2 x brush strips.

How supplied

- In sets.

| B | Version | Order No. | UP |
|---------------------------|---------------|---------------------|---------|
| for Rack width 600/800 mm | length 436 mm | 01.130.998.9 | 2 units |



MIR00100

Internal Mounting Rack Connector

- For mechanical, stable joining of rack and enclosure suites.

Material / Finish

- Steel sheet: 2 mm, galvanised.

Installation positions

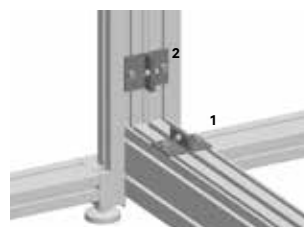
1. On the horizontal extrusions (top & bottom and front & back).
2. Vertically on the vertical extrusion (front & back and top & bottom).

Included in delivery

- 8 x mounting brackets (for connecting 2 racks / frames).
- Mounting kit.


Delivery

- In sets.



DCM20084

| Order No. | Units |
|---------------------|-------|
| 01.130.935.7 | 1 set |



Brush strips for covers

Brush Strips for Covers with Cable Entry on the Side

- Brush strip for all covers with cable entry.
- For dust-protected and flexible cable entry.
- Can be used instead of mounting the sliding covers in the top cover.

Included in delivery

- 4 x brush strips.

Delivered

- In sets.

| H | Version | Order No. | Units |
|------|---------------------|-------------------------|--------|
| 800 | Brush strip lateral | 01.157.016.9-001 | 1 unit |
| 1000 | Brush strip lateral | 01.157.016.9-003 | 1 unit |
| 1100 | Brush strip lateral | 01.157.016.9-004 | 1 unit |
| 1200 | Brush strip lateral | 01.157.016.9-005 | 1 unit |



MIR00161

Filter mat for plinth cover plate for installation in plinth cover plate at the front and rear

Scope of delivery

- 2 x filter mats.

How supplied

- In sets.

| W | Order No. | UP |
|-----|---------------------|---------|
| 600 | 01.130.530.9 | 2 units |
| 700 | 01.130.531.9 | 2 units |
| 800 | 01.130.532.9 | 2 units |



Cross beam

Castor Bracket

- Mobile version: an additional 2 castor mountings with castors including integrated cable entry.
- Set is loadable up to 4000N.

Material / Finish

- Steel sheet: powder-coated texture.

Colour

- RAL 7021 dark-grey.

Included in delivery

- 1 set of castor brackets.
- Mounting kit.

Delivery

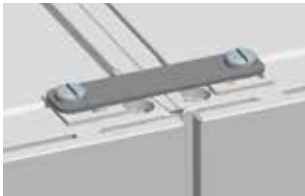
- In sets.

| W | Version | Order No. | Units |
|-----|------------------------|-------------------------|-------|
| 600 | MIR 2.0 castor bracket | 01.157.073.8 001 | 1 set |
| 800 | MIR 2.0 castor bracket | 01.157.073.8 003 | 1 set |

Nel file sorgente questa tabella è in TEDESCO. Va lasciata in lingua o va tradotta in UK?

| Dimensions in mm: | | | | Conversion: |
|-------------------|-------------------------|------------------------|-------------|----------------------|
| W = Width | h = Installation height | U = Standard rack unit | kg = Weight | 1 mm = 0.03937 inch |
| H = Height | d = Insertion depth | (1 U = 44.45 mm) | | 1 kg = 2.2046 pounds |
| D = Depth | L = Length | UP = Packaging unit | | |

VERTIV™ KNÜRR® MIR2® / VERTIV KNÜRR DCM® RACK SPECIFIC ACCESSORIES



DCM20082

Vertiv™ Knürr® Connector Installed on Top

- For mechanical, stable joining of rack and enclosure suites.
- Can be installed on racks from the top directly into the die-cast corner piece.
- Easy access for installation from the outside.

Material / Finish

- Steel sheet: 3 mm, galvanized.

Included in delivery

- 2 x rack connectors (for connecting 2 racks / frames).
- 4 x knurled screws, M12.

Delivery

- In sets.



DCM20083

| Version | Order No. | Units |
|----------|--------------|-------|
| 30 x 140 | 01.147.642.7 | 1 set |



MIR00216

Earthing set / doors / top cover / side panel / rear panel

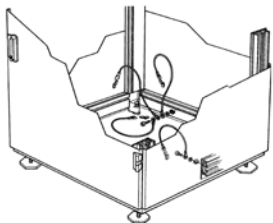
- For safe earthing of doors and panels.

Scope of delivery

- 1 x earthing connection.
- 1 x Mounting kit.

How supplied

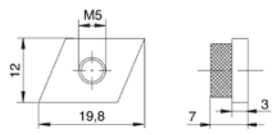
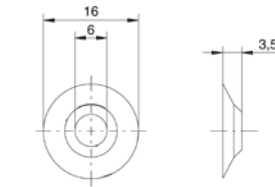
- In sets.



MIR00217

| Model | Order No. | UP |
|-------------------------------|------------------|-------|
| for side panel/backside panel | 01.157.015.9-001 | 1 set |
| for top cover | 01.157.015.9-002 | 1 set |
| for single doors | 01.157.015.9-003 | 1 set |
| for split doors | 01.157.015.9-004 | 1 set |

| Dimensions in mm: | | | | Conversion: | |
|-------------------|-------------------------|------------------------|-------------|----------------------|--|
| W = Width | h = Installation height | U = Standard rack unit | kg = Weight | 1 mm = 0.03937 inch | |
| H = Height | d = Insertion depth | (1 U = 44.45 mm) | | 1 kg = 2.2046 pounds | |
| D = Depth | L = Length | UP = Packaging unit | | | |



MIR00318

Assembly kit Side panel threaded connection

- Used to screw on the side walls instead of quick connectors.
- Renders rack more sturdy.

Material

- Countersunk washers and mounting nuts, stainless steel.

Scope of delivery (for 2 side panels)

- 16 x countersunk washers.
- 16 x mounting nuts, M5.
- 16 x countersunk screws, M5 x 12.

How supplied

- In sets.

| Order No. | UP |
|--------------|-------|
| 01.130.937.9 | 1 set |



MIR20331

Quick connectors For side and rear panels

- Covers can be secured quickly by rotating the locks 90°.
- Easy to turn with wide flat-head screwdriver.

Material / Color

- Final digit of order number 1: Polyamide PA66, RAL 7035, light-grey.
- Final digit of order number 9: Polyamide PA66, RAL 9011, dark-grey.

How supplied

- Sets of 50 units.

| Model | Order No. | UP |
|-------------------------|--------------|-------|
| for side panel RAL 7035 | 01.133.900.1 | 1 set |
| for side panel RAL 9011 | 01.133.900.9 | 1 set |
| for rear panel RAL 7035 | 01.133.910.1 | 1 set |
| for rear panel RAL 9011 | 01.133.910.9 | 1 set |



MIR20447

Cover screws

Material

- Plastic.

How supplied

- Sets of 4 units.

| Order No. | UP |
|--------------|---------|
| 01.131.751.9 | 4 units |



MEC00074

Crane eyes

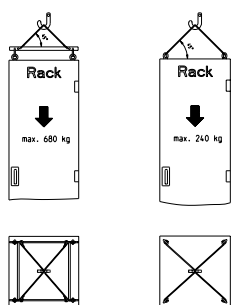
- For hanging on crane hooks.
- The crane eyes are screwed into the threads provided on the basic frame.

- **Load rating**
 - Max. 6,800 N.

- **Material**
 - Tool steel, forged.

- **Scope of delivery**
 - 4 x ring bolts.
 - 4 x washers.

- **How supplied**
 - In sets.



MEC20194

| Order No. | UP |
|--------------|-------|
| 01.131.745.9 | 1 set |



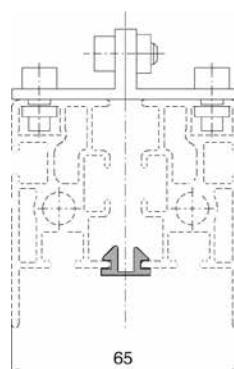
MIR20464

Spacer bolt

- M12 bolts.

- **Scope of delivery**
 - Set of 4 units spacer bolt.

| Order No. | UP |
|--------------|---------|
| 01.131.752.7 | 4 units |




MIR00320

Cover extrusion for rack suites, IP 20

- **Material**
 - PVC extruder cover, black.

- **Scope of delivery**
 - 2 x vertical lengths.
 - 2 x depth lengths.



MIR20443


| H | D | U | Order No. | UP |
|------|------|----|--------------|-------|
| 1200 | 600 | 23 | 01.131.270.9 | 1 set |
| 1800 | 600 | 37 | 01.131.273.9 | 1 set |
| 2000 | 600 | 41 | 01.131.274.9 | 1 set |
| 2200 | 600 | 46 | 01.131.275.9 | 1 set |
| 1200 | 800 | 23 | 01.131.276.9 | 1 set |
| 1800 | 800 | 37 | 01.131.279.9 | 1 set |
| 2000 | 800 | 41 | 01.131.280.9 | 1 set |
| 2200 | 800 | 46 | 01.131.281.9 | 1 set |
| 1200 | 900 | 23 | 01.131.282.9 | 1 set |
| 1800 | 900 | 37 | 01.131.285.9 | 1 set |
| 2000 | 900 | 41 | 01.131.286.9 | 1 set |
| 2200 | 900 | 46 | 01.131.287.9 | 1 set |
| 2000 | 1000 | 41 | 01.127.760.9 | 1 set |
| 2200 | 1000 | 46 | 01.127.761.9 | 1 set |
| 2000 | 1200 | 41 | 01.127.762.9 | 1 set |
| 2200 | 1200 | 46 | 01.127.763.9 | 1 set |

Nel file sorgente questa tabella è in TEDESCO.
Va lasciata in lingua o va tradotta in UK?

| Dimensions in mm: | | | | Conversion: |
|-------------------|-------------------------|------------------------|-------------|----------------------|
| W = Width | h = Installation height | U = Standard rack unit | kg = Weight | 1 mm = 0.03937 inch |
| H = Height | d = Insertion depth | (1 U = 44.45 mm) | | 1 kg = 2.2046 pounds |
| D = Depth | L = Length | UP = Packaging unit | | |



DCM20090



MIR20449

Mounting bracket Fixed

- Sits flush ('airtight').
- Even load distribution on base.
- Also compatible with DCM racks.

- **Load rating**
 - 15,000 N static.

- **Material**
 - Sheet steel 3.0 mm.

- **Finish**
 - Order no. 1: Powder-coated texture, RAL 7035 light-grey.
 - Order no. 8: Powder-coated texture, RAL 7021 dark-grey.

- **Scope of delivery**
 - 2 x mounting brackets for the depth.
 - 2 x mounting brackets for the width.
 - 1x Mounting kit.

- **How supplied**
 - In sets.

| W | H | D | Order No. | UP |
|-----|----|------|--------------|--------|
| 600 | 27 | 600 | 01.147.509.X | 1 unit |
| 600 | 27 | 700 | 01.147.510.X | 1 unit |
| 600 | 27 | 800 | 01.147.511.X | 1 unit |
| 600 | 27 | 900 | 01.147.512.X | 1 unit |
| 600 | 27 | 1000 | 01.147.513.X | 1 unit |
| 600 | 27 | 1100 | 01.147.514.X | 1 unit |
| 600 | 27 | 1200 | 01.147.515.X | 1 unit |
| | | | | |
| 800 | 27 | 600 | 01.147.525.X | 1 unit |
| 800 | 27 | 700 | 01.147.526.X | 1 unit |
| 800 | 27 | 800 | 01.147.527.X | 1 unit |
| 800 | 27 | 900 | 01.147.528.X | 1 unit |
| 800 | 27 | 1000 | 01.147.529.X | 1 unit |
| 800 | 27 | 1100 | 01.147.530.X | 1 unit |
| 800 | 27 | 1200 | 01.147.531.X | 1 unit |



MIR20095

Combination lock

- Mechanical solution for a top-quality locking system.
- Access either via a three-digit code that can be individually set on the handle or via a master key for access to the rack independent of the code setting.
- Suitable for Miracel 2/DCM rack single doors with swing handle.
- Subsequent retrofitting also possible without mechanical alteration.

| Model | Order No. | UP |
|--------------------------|--------------|--------|
| Single doors MIR2 / DCM® | 01.137.013.9 | 1 unit |



MIR20460

Door locking set

- **Scope of delivery**
 - 1 lock set.
 - 2 keys (half-cylinder).

| Model | Order No. | UP |
|------------|--------------|-------|
| MIR2 / DCM | 01.130.940.9 | 1 set |



MIR00069

Complete locking set

- **Scope of delivery**
 - 2 cylinders with 2 keys each.
 - 2 lockable fasteners for side panel with 2 keys each.

| Model | Order No. | UP |
|------------|--------------|-------|
| MIR2 / DCM | 01.130.940.9 | 1 set |




MIR20461

Spare key for door

- **Scope of delivery**
 - 1 x key.

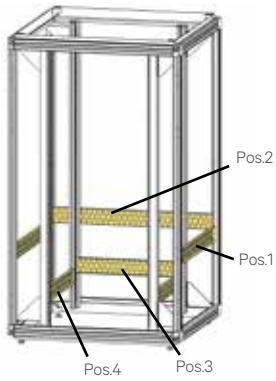
| Model | Order No. | UP |
|-------|--------------|--------|
| | 00.078.467.9 | 1 unit |



MIR00089

Multifunctional brace

- For routing cables with cable ties.
- For universal mounting option.
- Holes for mounting caged nuts.
- Distance between two multifunctional braces can be selected using T-slot.
- Installation on the extrusions of the rack frame or on the 19° extrusions, diagonal and lateral.



MIR88003

Installation positions

- 1 toward rear of basic frame.
- 2 across width of basic frame.
- 3 across width of 19° extrusions.
- 4 toward rear of 19° extrusions.

Material

- Sheet steel 1.5 mm.

Finish

- Zinc-passivated.

Scope of delivery

- 4 x multifunctional braces.

How supplied

- In sets.

Remark

Pos. 4 fits only with LAN or T-Nut 19° extrusion.



MEC20091

Cable routing brace

- Fitted to the Miracel 2/DCM/Smaract basic frame and the 19° extrusion.
- Cables fastened using Velcro and cable ties.
- For organized cable management with in the rack.
- Two-sided installation.
- Provides universal mounting using caged nuts (all dimensions can be accommodated; caged nuts are flexible).



MEC20078

Material

- Sheet steel, 1.5 mm.

Finish

- Zinc-passivated.

Scope of delivery

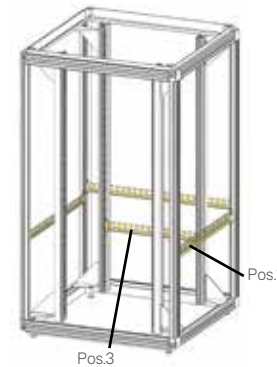
- 4 x cable routing braces.
- 1 x Mounting kit.

How supplied

- Single items.

Note

If required, please also order Velcro rolls .



MIR88001

| D _{Rack} | d | Installation position | For rack type | Order No. | UP |
|-------------------|-----|-----------------------|----------------------|--------------|---------|
| 600 | 1 | 1 | MIR2/DCM | 05.040.160.9 | 4 units |
| 800 | 1 | 1 | MIR2/DCM | 05.040.161.9 | 4 units |
| 900 | 1 | 1 | MIR2/DCM | 05.040.162.9 | 4 units |
| 1000 | 1 | 1 | MIR2/DCM | 05.040.163.9 | 4 units |
| 1100 | 1 | 1 | MIR2/DCM | 05.040.164.9 | 4 units |
| 1200 | 1 | 1 | MIR2/DCM | 05.040.165.9 | 4 units |
| 600 | 2 | 2 | MIR2/Smaract | 05.040.173.9 | 4 units |
| 800 | 2 | 2 | MIR2 | 05.040.174.9 | 4 units |
| | 3 | 3 | MIR2/DCM/Smaract/DPR | 05.040.175.9 | 4 units |
| 600 | 365 | 4 | MIR2/Smaract | 05.040.168.9 | 4 units |
| 800 | 565 | 4 | MIR2/Smaract | 05.040.169.9 | 4 units |
| 600 | 440 | 4 | MIR2/Smaract | 05.040.170.9 | 4 units |
| 800 | 640 | 4 | MIR2/Smaract | 05.040.171.9 | 4 units |
| 900 | 740 | 4 | MIR2/Smaract | 05.040.172.9 | 4 units |
| 1000 | 740 | 4 | MIR2/Smaract | 05.040.172.9 | 4 units |

| D | L | Model | For rack type | Order No. | UP |
|------|-----|--------|---------------|--------------|---------|
| 600 | 455 | Pos. 1 | MIR2 / DCM | 05.040.200.9 | 4 units |
| 800 | 655 | Pos. 1 | MIR2 / DCM | 05.040.201.9 | 4 units |
| 900 | 755 | Pos. 1 | MIR2 / DCM | 05.040.202.9 | 4 units |
| 1000 | 855 | Pos. 1 | MIR2 / DCM | 05.040.203.9 | 4 units |
| 1200 | | Pos. 1 | MIR2 / DCM | 05.040.205.9 | 4 units |
| | 468 | Pos. 3 | Smaract/DPR | 05.040.215.9 | 4 units |

Dimensions in mm:

W = Width h = Installation height U = Standard rack unit kg = Weight
 H = Height d = Insertion depth (1 U = 44.45 mm)
 D = Depth L = Length UP = Packaging unit

Conversion:

1 mm = 0.03937 inch
 1 kg = 2.2046 pounds



MEC00113

C extrusion rail

- Cables secured with U-clamps or cable clamping bars.
- Space-saving installation between the extrusions on the basic rack.
- Two-sided installation.

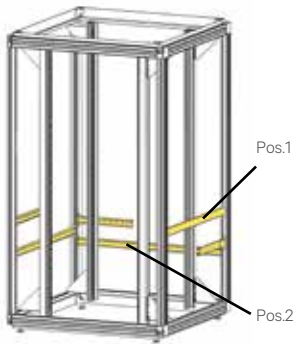
Material
- Sheet steel, 1,5 mm, zinc-passivated.

Finish
- Zinc-passivated.

Scope of delivery
- 4 x extrusion rails.
- 1 x Mounting kit.

How supplied
- In sets.

Note
Please also order U-clamps, cable clamping bars or threaded plates.



MIR88004

| D | W | Installation position | For rack type | Order No. | UP |
|------|-----|-----------------------|---------------|---------------------|---------|
| 800 | | 1 | MIR2 / DCM | 05.040.181.9 | 4 units |
| 900 | | 1 | MIR2 / DCM | 05.040.182.9 | 4 units |
| 1000 | | 1 | MIR2 / DCM | 05.040.183.9 | 4 units |
| 1200 | | 1 | MIR2 / DCM | 05.040.185.9 | 4 units |
| | 800 | 2 | MIR2 | 05.040.194.9 | 4 units |



MIR00096

C extrusion rail

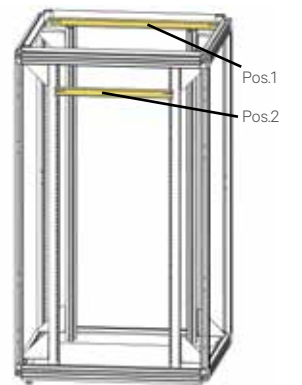
- Cables secured with U-clamps or cable clamping bars.
- Cable clamping close to entry point (type 1).
- Suitable for use with cover panel including cable entry.

Material / Finish
- Sheet steel, 1,5 mm, zinc passivated.

Scope of delivery
- 1 x C extrusion rail.
- 1 x Mounting kit.

How supplied
- In sets.

Note
Please also order U-clamps, cable clamping bars or threaded plates.



MIR88002

| W | L | Model | Order No. | UP |
|-----|------|--|---------------------|--------|
| 600 | 4825 | Pos. 1: MIR2 / DCM / Smaract | 05.040.080.0 | 1 unit |
| 800 | 6825 | Pos. 1: MIR2 / DCM | 05.040.082.0 | 1 unit |
| 19" | 508 | Pos. 2: MIR2 / DCM / Smaract / Doubleprorack | 01.110.719.9 | 1 unit |



DCM20077

Vertiv™ Knürr® MIR2® / Vertiv™ Knürr® DCM® PDU Bracket


- For orderly cable management in the rack.
- For hanging in trade-standard PDUs without tools.
- Especially suited to Knürr and Liebert PDUs.

Material / Finish
- Steel sheet, 1,5 mm, zinc passivated, powder-coated.

Color
- Final digit of order number .1: RAL 7035 light-grey.
- Final digit of order number .8: RAL 7021 dark-grey.


Scope of delivery
- 1 x PDU bracket.
- 1 x Mounting kit.

How supplied
- In sets.



DCM20076

| W | H _{rack} | D | U | Order No. | UP |
|-----|-------------------|----|----|---------------------|--------|
| 125 | 2000 | 25 | 42 | 01.147.816.X | 1 unit |
| 125 | 2200 | 25 | 47 | 01.147.817.X | 1 unit |



MEC20222

Type 1

PDU mounting kit

- For securing various rack PDUs.
- Suitable for Miracel 2 and DCM racks.
- For installing 1 or 2 PDUs.
- Installation options are described in the "Installation instructions for PDUs" manual.

Material / Finish
- Sheet steel, 2 mm, zinc passivated.

Scope of delivery
- 2 x L mounting brackets.
- 2 x angular mounting brackets.
- 1 x Mounting kit.

How supplied
- In sets.



MEC20223

Type 2

| Model | For rack type | Order No. | UP |
|---------------|---------------|---------------------|-------|
| Type 1: short | MIR2 / DCM | 01.147.813.9 | 1 set |
| Type 2: long | MIR2 / DCM | 01.147.814.9 | 1 set |

Nei file sorgente questa tabella è in TEDESCO.
Va lasciata in lingua o va tradotta in UK?

| Dimensions in mm: | | | | Conversion: |
|-------------------|-------------------------|------------------------|-------------|----------------------|
| W = Width | h = Installation height | U = Standard rack unit | kg = Weight | 1 mm = 0.03937 inch |
| H = Height | d = Insertion depth | (1 U = 44.45 mm) | | 1 kg = 2.2046 pounds |
| D = Depth | L = Length | UP = Packaging unit | | |



MIR20051

Tilt restraint for Vertiv Knürr® MIR2® only 2 Racks, Quick Assembly System

- Quick and easy mounting
- Used as required

■ **Included in delivery**
- 2 x tilt restraints.

■ **Delivery**
- In sets.

| Description | Order No. | Units |
|--------------------|---------------------|---------|
| for MIR2 Rack only | 01.127.310.9 | 2 units |



DSC00194

Vertiv™ Knürr® DCM® gap sealing depth profil

- Quick and easy retrofitting.
- Gap sealing between the linked rack.

■ **Material**
- Steel sheet, zinc-passivated 1,5 mm.

■ **Scope of delivery**
- 2 gab sealings.
- Mounting kit.

■ **How supplied**
- In Sets.



DSC00202

| Description | Order No. | UP |
|-------------------|---------------------|--------|
| for DCM Rack only | 01.147.643.9 | 1 unit |



DCM20107

Vertiv™ Knürr® DCM® Seismic Kit

- Retrofitting set for DCM® racks.
- Installed on site.
- Rack with installed seismic kit tested in accordance with Telcordia GR63 Zone 4.
- Maximum total load for seismic application: 500 kg per rack.

■ **Material / Finish**
- Steel sheet, powder-coated.

■ **Color**
- RAL 7021, dark-grey.

■ **Scope of delivery**
- 2 x seismic frames.
- Support for rear EIA-compliant level.
- 1 x Mounting kit.

■ **How supplied**
- In sets.

| W | H | Model | Order No. | UP |
|-----|------|---------------|---------------------|-------|
| 600 | 2000 | DCM® USA | 01.147.909.8 | 1 set |
| 600 | 2000 | DCM® Standard | 01.147.912.8 | 1 set |

for DCM Rack only



DCM Rack

DCM20026

Tilt Restraint for Vertiv™ Knürr® DCM®

- Quick and easy mounting and removal.
- Can be integrated in the Vertiv Knürr DCM® rack.
- Use only as required.

■ **Scope of delivery**
- 2 x anti-tilt restrainers.

■ **How supplied**
- In sets.

| Description | Order No. | UP |
|-------------------|---------------------|--------|
| for DCM Rack only | 01.147.641.9 | 2 unit |

Nel file sorgente questa tabella è in TEDESCO.
Va lasciata in lingua o va tradotta in UK?

| Dimensions in mm: | | | | Conversion: |
|-------------------|-------------------------|------------------------|-------------|----------------------|
| W = Width | h = Installation height | U = Standard rack unit | kg = Weight | 1 mm = 0.03937 inch |
| H = Height | d = Insertion depth | (1 U = 44.45 mm) | | 1 kg = 2.2046 pounds |
| D = Depth | L = Length | UP = Packaging unit | | |

Vertiv™ Knürr® System Accessories

Features

BLANKING PANELS

- Design identical to racks
- Tool-less, threaded version available.
- Varying sizes for quick mounting and efficient cooling.

CHASSIS RAILS

- Various designs catering to different requirements.
- Height positioning for different corpus heights of the subracks possible (not defined according to 19" standard).

DRAWERS AND SHELVES

- Various designs catering to different loads.
- Shelves with tool-less mounting available.

Mechanical accessories are fundamental to effective and economical use of server- and network racks.

Blanking panels are an essential feature in operating an energy-efficient data center, as they ensure that cold and warm air in the rack are separated.

When there are no mounting adapters for IT components, chassis rails are required.

Drawers are used to store manuals, spare parts and tools needed on site.





MEC20179

QuickFix 19" blanking panel Tool-less assembly

- For covering free 19" spaces (cold-hot separation).
- Quick and easy tool-less assembly (one click) and disassembly (quarter turn).
- Suitable for 9.5 x 9.5 square holes.

Material

- Sheet steel, 1.0 mm.

Finish

- Final digit of order number .1: powder-coated texture, RAL 7035, light-grey.
- Final digit of order number .8: powder-coated texture, RAL 7021 dark-grey.

Scope of delivery

- X (see Order Number for quantity) QuickFix 19" blanking panel.
- Mounting kit.

How supplied

- In sets (see Order Number for quantity); fixing clips pre-assembled.



MEC20180



MEC20178

| W | H | U | Order No. | UP |
|-------|-------|----|--------------|---------|
| 482.6 | 43.6 | 1 | 01.103.301.X | 6 units |
| 482.6 | 88.1 | 2 | 01.103.302.X | 3 units |
| 482.6 | 132.5 | 3 | 01.103.303.X | 2 units |
| 482.6 | 265.9 | 6 | 01.103.306.X | 1 unit |
| 482.6 | 399.2 | 9 | 01.103.309.X | 2 units |
| 482.6 | 932.6 | 21 | 01.103.321.X | 1 unit |



MEC20181

19" QuickFix blanking panel, tool-less assembly

- For orderly cable management inside the rack.
- Quick and easy tool-less assembly (one click) and disassembly (quarter turn).
- Suitable for 9.5 x 9.5 square holes.

Material

- Sheet steel, 1.0 mm.

Finish

- Final digit of order number .1: powder-coated texture, RAL 7035, light-grey.
- Final digit of order number .8: powder-coated texture, RAL 7021 dark-grey.

Scope of delivery

- 6 x QuickFix 19" blanking panel cable ports.
- 1 x Mounting kit.

How supplied

- In sets (clips pre-assembled).




MEC20178



MEC20229

| W | H | U | Order No. | UP |
|-------|------|---|--------------|---------|
| 482.6 | 43.6 | 1 | 01.103.331.X | 6 units |



CUD00005

19" blanking plate Screw-on

- For covering free 19" spaces (cold-hot separation).

Material

- Sheet steel, 1.0 mm.

Finish

- Final digit of order number .1: powder-coated texture, RAL 7035, light-grey.
- Final digit of order number .8: powder-coated texture, RAL 7021 dark-grey.

Scope of delivery

- X (see Order Number for quantity) QuickFix 19" blanking panel.

How supplied

- In sets (see ON for quantity).

Note

- Please also order front panel mounting material.



CUD00004

| W | H | U | Order No. | UP |
|-------|-------|---|--------------|---------|
| 482.6 | 43.6 | 1 | 01.103.201.X | 6 units |
| 482.6 | 88.1 | 2 | 01.103.202.X | 3 units |
| 482.6 | 132.5 | 3 | 01.103.203.X | 2 units |
| 482.6 | 265.9 | 6 | 01.103.206.X | 1 unit |
| 482.6 | 399.2 | 9 | 01.103.209.X | 2 units |



LUF88006

19" vented front cover plate

- Provides additional ventilation for 19" racks and 19" plinths compliant with IEC 297.

Material / Color

- Final digit of order number .1: ABS (UL 94 V0), light-grey RAL 7035.
- Final digit of order number .9: ABS (UL 94 V0), black RAL 9011.

Scope of delivery


- 1 x vented front cover plate.
- 2 x connectors.

How supplied

- In sets.


Note

- Please also order the appropriate mounting kit for the front plates.

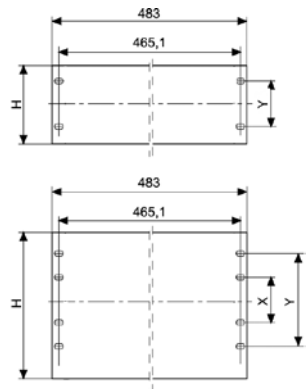


LUF00093

| W | H | U | Order No. | UP |
|-----|------|---|--------------|--------|
| 483 | 43.6 | 1 | 02.008.111.1 | 1 unit |
| 483 | 43.6 | 1 | 02.008.111.9 | 1 unit |



FRO00005



MEC20109

**19" front plate
Aluminum 3 mm**

- **Material / Finish**
 - Final digit of order number .0: AlMg3 - F23 polished with lamination sheet.
 - Final digit of order number .1: AlMg3 - F23, powder-coated, RAL 7035, light-grey.
 - Final digit of order number .6: AlMg3 - F23 EB (anodize-enabled), anodized E6/EV1.
 - Final digit of order number .8: AlMg3 - F23, powder-coated, RAL 7021, dark-grey.

- **Scope of delivery**
 - 1 x 19" front plate.

- **How supplied**
 - Single items.

- **Note**
 - Please also order the appropriate mounting kit for the front plates.

| H | X | Y | U | Model | Order No. | UP |
|-------|------|-------|---|-------------------------|---------------------|--------|
| 436 | | 31.7 | 1 | Polished | 02.008.021.0 | 1 unit |
| 436 | | 31.7 | 1 | Powder-coated, RAL 7035 | 02.008.021.1 | 1 unit |
| 881 | | 76.2 | 2 | Powder-coated, RAL 7035 | 02.008.022.1 | 1 unit |
| 132.5 | | 57.1 | 3 | Powder-coated, RAL 7035 | 02.008.023.1 | 1 unit |
| 1770 | | 101.6 | 4 | Powder-coated, RAL 7035 | 02.008.024.1 | 1 unit |
| 265.9 | 76.2 | 190.4 | 6 | Powder-coated, RAL 7035 | 02.008.026.1 | 1 unit |
| 436 | | 31.7 | 1 | Powder-coated, RAL 7021 | 02.008.021.8 | 1 unit |
| 436 | | 31.7 | 1 | Anodized | 02.008.071.6 | 1 unit |
| 881 | | 76.2 | 2 | Anodized | 02.008.072.6 | 1 unit |
| 132.5 | | 57.1 | 3 | Anodized | 02.008.073.6 | 1 unit |
| 1770 | | 101.6 | 4 | Anodized | 02.008.074.6 | 1 unit |
| 265.9 | 76.2 | 190.4 | 6 | Anodized | 02.008.076.6 | 1 unit |



MEC20144



MEC20149

**Cover-plate filter
for 19" vented front cover plate**

- Used with 19" vented front cover plate.

- **Material / Color**
 - Non-woven and screen cloth.

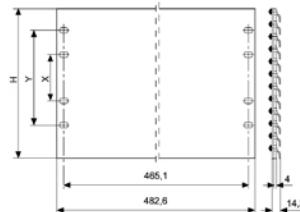
- **Scope of delivery**
 - 1 x cover-plate filter.
 - 1 x Mounting kit.

- **How supplied**
 - In sets.

| U | Order No. | UP |
|---|---------------------|--------|
| 1 | 02.008.131.9 | 1 unit |



LUF00217



MEC20110

19" ventilation front panel

- Provides additional ventilation for 19" racks and 19" plinths compliant with IEC 297.

- **Material**
 - Aluminum.

- **Finish**
 - Final digit of order number .1: powder-coated, RAL 7035 light-grey.
 - Final digit of order number .6: colorless anodized E6 / EV 1.

- **Scope of delivery**
 - 1 x ventilation front plate.

- **How supplied**
 - Single items.

- **Note**
 - Please also order the appropriate mounting kit for the front plates.

| H | Y | U | Model | Order No. | UP |
|-------|------|---|-------------------------|---------------------|--------|
| 436 | 31.7 | 1 | Powder-coated, RAL 7035 | 02.008.101.1 | 1 unit |
| 436 | 31.7 | 1 | Anodized | 02.008.101.6 | 1 unit |
| 132.5 | 57.1 | 3 | Powder-coated, RAL 7035 | 02.008.103.1 | 1 unit |
| 132.5 | 57.1 | 3 | Anodized | 02.008.103.6 | 1 unit |



FRO00007

**19" front plate
hinged**

- With 19" adapter and hinge.

- **Material**
 - Aluminum, 3 mm.

- **Finish**
 - Anodized.

- **Scope of delivery**
 - 1 x front plate, hinged.
 - 1 x 19" adapter.
 - 1 x hinge.

- **How supplied**
 - In sets.

- **Note**
 - Please also order the appropriate mounting kit for the front plates.



FRO00006

| U | Model | Order No. | UP |
|---|----------|---------------------|--------|
| 3 | Anodized | 01.110.780.6 | 1 unit |
| 6 | Anodized | 01.110.781.6 | 1 unit |



MEC20162

Chassis runner

Can be hooked on and screwed on

- For installation in 19" rack and 19" enclosure.
- Can be hooked on for quick and easy mounting.
- Can also be attached with screws to accommodate heavier loads.
- Can be screwed from inside (used in rack suites).
- Adjustable height to suit various main-section heights.

Material / Finish

- Sheet steel, 2.0 mm.
- Zinc-passivated, blue chrome-plated.

Load rating

- 1000 N max. with even load distribution.

Scope of delivery

- 2 x chassis runners.
- 1 x Mounting kit.

How supplied

- In pairs.

Note

When selecting the chassis runner, please take into account the depth "d" of the rack or enclosure. Four 19" extrusions are required for mounting.



MEC20167



MEC20167

| D _{Rack} | d | L | For rack type | Order No. | UP |
|-------------------|-----|-----|----------------------------------|---------------------|--------|
| 600 | 365 | 336 | MIR2 / DCM / Smaract | 01.103.051.0 | 1 pair |
| 600 | 440 | 411 | MIR2 / DCM / Smaract | 01.103.052.0 | 1 pair |
| 800 | 565 | 536 | MIR2 / DCM / Smaract | 01.103.053.0 | 1 pair |
| 800 | 640 | 611 | MIR2 / DCM / Smaract | 01.103.054.0 | 1 pair |
| 900 | 665 | 636 | MIR2 / DCM / Smaract | 01.103.055.0 | 1 pair |
| from 900 | 740 | 711 | MIR2 / DCM / Smaract / CoolTherm | 01.103.056.0 | 1 pair |



MEC20189

Aluminum chasis runner

- Can be screwed on.
- For installation in 19" rack and 19" enclosure.
- Can be screwed from inside (used in rack suites).
- Height can be adjusted to suit various main-section heights.

Material / Finish

- Extruded aluminum, polished.

Load rating

- 700 N max. with even load distribution.

Scope of delivery

- 2 x chassis runners.
- 1 x Mounting kit.

How supplied

- In pairs.

Note

When selecting the chassis runner, please take into account the depth "d" of the rack or enclosure. Four 19" extrusions are required for mounting.

- Mounting adapter for 19" server extrusions 01.147.640.9 1 Set.

| D _{Rack} | d | L | For rack type | Order No. | UP |
|-------------------|-----|-----|----------------------------------|---------------------|--------|
| 600 | 365 | 336 | MIR2 / DCM / Smaract | 01.103.101.0 | 1 pair |
| 600 | 440 | 411 | MIR2 / DCM / Smaract | 01.103.102.0 | 1 pair |
| 800 | 565 | 536 | MIR2 / DCM / Smaract | 01.103.103.0 | 1 pair |
| 800 | 640 | 611 | MIR2 / DCM / Smaract | 01.103.104.0 | 1 pair |
| 800 | 900 | 636 | MIR2 / DCM / Smaract | 01.103.105.0 | 1 pair |
| from 900 | 740 | 711 | MIR2 / DCM / Smaract / CoolTherm | 01.103.106.0 | 1 pair |
| 600 | 385 | 354 | ConAct | 01.103.112.0 | 1 pair |
| 600 | 435 | 403 | DoubleProRack with door | 01.103.118.0 | 1 pair |
| 800 | 635 | 603 | DoubleProRack with door | 01.103.119.0 | 1 pair |
| 500 | 460 | 428 | DoubleProRack, no door | 01.103.122.0 | 1 pair |
| 600 | 560 | 528 | DoubleProRack, no door | 01.103.123.0 | 1 pair |
| 700 | 660 | 628 | DoubleProRack, no door | 01.103.124.0 | 1 pair |

Nei file sorgente questa tabella è in TEDESCO. Va lasciata in lingua o va tradotta in UK?

| Dimensions in mm: | | | | Conversion: |
|-------------------|-------------------------|------------------------|-------------|----------------------|
| W = Width | h = Installation height | U = Standard rack unit | kg = Weight | 1 mm = 0.03937 inch |
| H = Height | d = Insertion depth | (1 U = 44.45 mm) | | 1 kg = 2.2046 pounds |
| D = Depth | L = Length | UP = Packaging unit | | |



MEC20163

Chassis runner, adjustable depth

- For installation in 19" rack and 19" enclosure.
- Adjustable depth.
- Can be screwed from inside (used in rack suites).
- Height can be adjusted to suit various main-section heights.

Material / Finish

- Sheet steel, 1.25 mm.
- Zinc-passivated, blue chrome-plated.

Load rating

- 200 N max. with even load distribution.

Scope of delivery

- 2 x basic rails.
- 2 x extension rails.
- 1 x Mounting kit.

How supplied

- In pairs.


Note

- When selecting the chassis runner, please take into account the depth "d" of the rack or enclosure. Four 19" extrusions are required for mounting.
- Mounting adapter for 19" server extrusions 01147.640.9 1 Set.



MEC20166

| D | d | For rack type | Order No. | UP |
|----------|---------|----------------------|-------------|--------|
| 600 | 365-440 | MIR2 / DCM / Smaract | 01103.091.0 | 1 pair |
| 800-1200 | 565-740 | MIR2 / DCM / Smaract | 01103.092.0 | 1 pair |
| 900-1200 | 740 | CoolTherm | 01103.092.0 | 1 pair |
| 600 | 385 | ConAct | 01103.091.0 | 1 pair |
| 500-600 | 435-460 | DoubleProRack | 01103.091.0 | 1 pair |
| 600-800 | 560-660 | DoubleProRack | 01103.092.0 | 1 pair |



MEC00451

19" shelf Fixed

- Integrated mounting holes; front and rear for handle or hinged cable routing.
- Perforated to optimize air supply.

Material / Finish

- Sheet steel 1.0 mm, electroplated zinc, powder-coated texture.

Color

- Final digit of order number .1: RAL 7035, light grey.
- Final digit of order number .8: RAL 7021 dark-grey.

Load rating

- 500 N static per item.

Scope of delivery

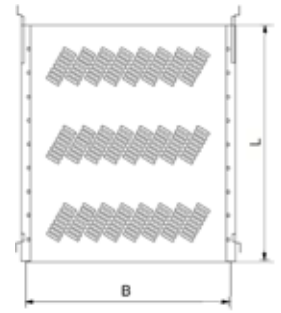
- 2 x mounting rails, incl. mounting bracket.
- 1 x shelf board.
- 1 x extension board (from L = 600).
- 1 x Mounting kit.

How supplied

- In sets.

Note

- Please order requisite mounting adapter when used for DCM or Miracel 2/Smact 19" server extrusion.
- Miracel 2/DCM 1 Set 01147.640.9



MEC20018


| d | WxL | For rack type | Order No. | UP |
|----------|---------|----------------------|-------------|--------|
| 365 | 430x300 | MIR2 / DCM / Smaract | 01102.001.1 | 1 unit |
| 440 | 430x300 | MIR2 / DCM / Smaract | 01102.002.1 | 1 unit |
| 565 | 430x500 | MIR2 / DCM / Smaract | 01102.003.X | 1 unit |
| 640 | 430x600 | MIR2 / DCM / Smaract | 01102.004.X | 1 unit |
| 740 | 430x600 | MIR2 / DCM / Smaract | 01102.005.X | 1 unit |
| 435, 460 | 430x300 | DoubleProRack | 01102.002.1 | 1 unit |
| 560 | 430x500 | DoubleProRack | 01102.003.1 | 1 unit |
| 635, 660 | 430x600 | DoubleProRack | 01102.004.1 | 1 unit |
| 385 | 430x300 | ConAct | 01102.001.1 | 1 unit |

Dimensions in mm:

| | | | |
|------------|---|------------------------|-------------|
| W = Width | h = Installation height | U = Standard rack unit | kg = Weight |
| H = Height | d = Insertion depth (1 U = 44.45 mm) | | |
| D = Depth | L = Length | UP = Packaging unit | |

Conversion:

| |
|----------------------|
| 1 mm = 0.03937 inch |
| 1 kg = 2.2046 pounds |



MEC20221

19" QuickFix shelf tool-less assembly

- Quick and easy tool-less mounting. Mounted on 19" cutouts.
- Quick and easy tool-less fitting (one click) and removal (quarter turn).
- Suitable for all racks and enclosures with 19" mounting hole extrusions (9.0 x 9.0 square holes).
- Adjustable depth to accommodate variable recess depths and special dimensions.
- Perforated to optimize air supply.

Material

- Sheet steel, 1.0 mm.

Finish

- Final digit of order number .1: powder-coated texture, RAL 7035, light-grey.
- Final digit of order number .8: powder-coated texture, RAL 7021 dark-grey.

Load rating

- 700 N static with even load distribution.

Scope of delivery

- 1 x 19" QuickFix shelf.
- 1 x Mounting kit.

How supplied

- In sets.

Note

- Cannot be used for 19" t-slot extrusions.

| d | WxL | Order No. | UP |
|---------|-----------|---------------------|--------|
| 365-500 | 430 x 300 | 01.102.071.X | 1 unit |
| 565-740 | 430 x 500 | 01.102.072.X | 1 unit |



MEC00452

19" shelf partially retractable

- Integrated mounting holes, front and rear for handle or hinged cable routing.
- Perforated to optimize air supply.
- Locks in retracted position (friction lock).
- Quick separator for tool-less removal and decoupling of shelf board.

Material / Finish

- Sheet steel, electroplated zinc, powder-coated texture.

Color

- Final digit of order number .1: RAL 7035, light grey.
- Final digit of order number .8: RAL 7021 dark-grey.

Load rating

- 500 N static per item.

Scope of delivery

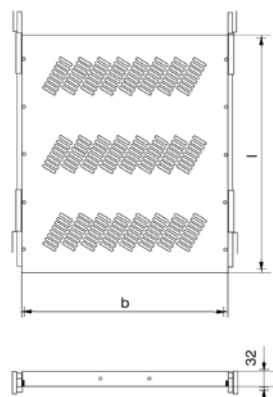
- 1 x pair of telescopic slides.
- 1 x shelf board.
- 1 x Mounting kit.

How supplied

- In sets.

Note


- Order requisite mounting adapter when used for DCM or Miracel 2/Smaract 19" server extrusion.
- Mounting adapter for 19" server extrusions 01.147.640.9 1 Set.



MEC20019

| d | WxL | Order No. | UP |
|---------|-----------|-------------------------|--------|
| 365-565 | 430 x 360 | 01.102.042.X-001 | 1 unit |
| 565-750 | 430 x 560 | 01.102.043.X-001 | 1 unit |

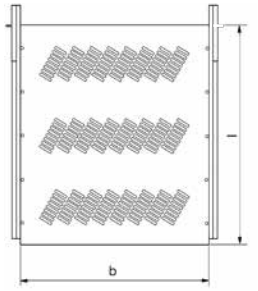
| Dimensions in mm: | | | | Conversion: | |
|-------------------|-------------------------|------------------------|-------------|----------------------|--|
| W = Width | h = Installation height | U = Standard rack unit | kg = Weight | 1 mm = 0.03937 inch | |
| H = Height | d = Insertion depth | (1 U = 44.45 mm) | | 1 kg = 2.2046 pounds | |
| D = Depth | L = Length | UP = Packaging unit | | | |



MEC00462

19" shelf fully retractable

- Integrated mounting holes, front and rear for handle or hinged cable routing.
- Perforated to optimize air supply.
- Locks in retracted position (friction lock).
- Quick separator for tool-less removal and decoupling of shelf.



MEC20020

Material / Finish

- Sheet steel, electroplated zinc, powder-coated texture.

Color

- Final digit of order number .1: RAL 7035, light grey.
- Final digit of order number .8: RAL 7021 dark-grey.

Load rating

- 500 N static per item.

Scope of delivery

- 1 x pair of telescopic slides.
- 1 x shelf board.
- 1 x Mounting kit.


How supplied

- In sets.

Note

- Please order requisite mounting adapter when used for DCM or Miracel 2/Smaract server extrusion.
- Mounting adapter for 19" server extrusions 01.147.640.9 1 Set.

| d | WxL | Order No. | UP |
|---------|-----------|------------------|--------|
| 365-565 | 430 x 360 | 01.102.040.X-001 | 1 unit |
| 565-750 | 430 x 560 | 01.102.041.X-001 | 1 unit |



MEC00120

19" heavy-duty shelf fixed

- Perforated utility space.
- Installed as base plate for server or battery.

Material / Finish

- Sheet steel 1.5 mm, electroplated zinc, powder-coated texture.

Color

- Final digit of order number .1: RAL 7035, light grey.
- Final digit of order number .8: RAL 7021 dark-grey.

Load rating

- 1000 N static for CW installation.
- 1500 N static for 19" installation.

Scope of delivery

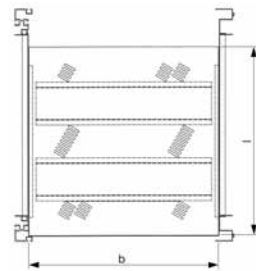
- 1 x shelf, fixed, threaded connection.
- 2 x mounting braces.
- 1 x Mounting kit.

How supplied

- In sets.

Note

- Please order requisite mounting adapter when used for Miracel 2/DCM/Smaract 19" server extrusion.
- Mounting adapter for 19" server extrusions 01.147.640.9 1 Set.



MEC20117

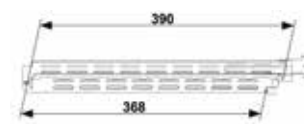
| d | WxL | For rack type | Order No. | UP |
|-----|-----------|----------------------|--------------|--------|
| 565 | 467 x 460 | MIR2 / DCM / Smaract | 01.131.473.X | 1 unit |
| 640 | 467 x 460 | MIR2 / DCM / Smaract | 01.131.475.X | 1 unit |
| 665 | 467 x 460 | MIR2 / DCM / Smaract | 01.131.476.X | 1 unit |
| 740 | 467 x 560 | MIR2 / DCM / Smaract | 01.131.474.X | 1 unit |



MEC20154

Cable cantilever

- Can be tilted outward from the rear, facilitating easy access to the rear (only 3 piece).
- For easy mounting in side the rack/on the shelf; shelf or rack easily attached or decoupled with spring clip.
- Guarantees defined and kink-free cable management.
- Minimum space requirement at the back of shelves: 40 mm.



MEC88005

Material / Finish

- Sheet steel, 1.5 mm, zinc passivated.

Scope of delivery

- 1 x cable cantilever.
- 1 x Mounting kit.

How supplied

- In sets.

| Type | Order No. | UP |
|---------|--------------|--------|
| 2-piece | 05.040.096.0 | 1 unit |

Nel file sorgente questa tabella è in TEDESCO.
Va lasciata in lingua o va tradotta in UK?



| Dimensions in mm: | | Conversion: | | |
|-------------------|-------------------------|------------------------|-------------|----------------------|
| W = Width | h = Installation height | U = Standard rack unit | kg = Weight | 1 mm = 0.03937 inch |
| H = Height | d = Insertion depth | (1 U = 44.45 mm) | | 1 kg = 2.2046 pounds |
| D = Depth | L = Length | UP = Packaging unit | | |



MEC20022

19" heavy-duty shelf fully retractable

- Perforated to optimize air supply.
- Locks in pushed-in and fully retracted position.
- Easy mounting with patented quick-mounting system.
- Installed as base plate for server or battery.

Material / Finish

- Sheet steel, powder-coated texture.

Color

- Final digit of order number .1: RAL 7035, light grey.
- Final digit of order number .8: RAL 7021 dark-grey.

Load rating

- 1200 N static.

Scope of delivery


- 1 x pair of telescopic slides.
- 1 x shelf board.
- 1 x Mounting kit.

How supplied

- In sets.

Note

- Please order requisite mounting adapter when used for Miracel 2/DCM/Smaract 19" server extrusion.
- Mounting adapter for 19" server extrusions 011476409 1Set.



MEC20113

| d | WxL | For rack type | Order No. | UP |
|---------|-----------|----------------------|------------------|--------|
| 565-750 | 412 x 560 | MIR2 / DCM / Smaract | 01.102.650.X-001 | 1 unit |



MEC20138

Handle

- Suitable for traditional and heavy-duty shelves.
- With M5 internal thread.

Material

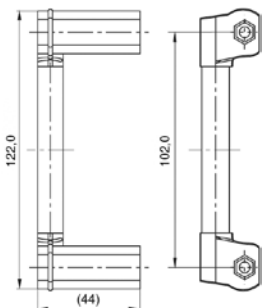
- Die-cast aluminum consoles.
- Extruded aluminum handles.
- Cap made of ABS UL 94 HB.

Finish

- Handle, powder-coated, grey-blue, RAL 5008/ Cap, light-grey, RAL 7035.

Scope of delivery

- 2 x handles.



MEC20111

| Order No. | UP |
|--------------|-------|
| 00.050.503.1 | 1 set |



MIRO0373

19" shelf, 2 U Fixed

- Installed in racks with fixed 19" components, front.
- Quick and easy mounting on 19" extrusions.
- Also for swing frame in the 19" rack and 19" enclosure.

Color

- Final digit of order number .1: RAL 7035 light-grey.
- Final digit of order number .8: RAL 7021 dark-grey.

Material

- Sheet steel, 1.5 mm.

Load rating

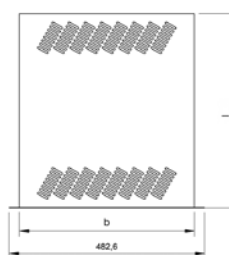

- 200 N static.

Scope of delivery

- 1 x shelf, fixed.
- 1 x Mounting kit.

How supplied

- In sets.



MIRO0375

| W | H | WxL | Order No. | UP |
|-------|------|-----------|--------------|--------|
| 482.6 | 88.1 | 442 x 280 | 01.113.736.X | 1 unit |
| 482.6 | 88.1 | 442 x 380 | 01.113.737.X | 1 unit |



MIRO0102

19" shelf, 2 U Adjustable

- Installed in racks with adjustable 19" components, front.
- Quick and easy mounting on 19" extrusions.
- Also for swing frame in the 19" rack and 19" enclosure.
- Depth can be adjusted in increments of 25 mm.

Material / Finish

- Sheet steel, 1.5 mm, powder-coated texture.

Color

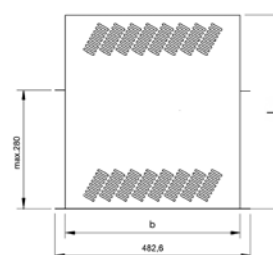

- Final digit of order number .1: RAL 7035 light-grey.
- Final digit of order number .8: RAL 7021 dark-grey.

Load rating

- 200 N static.

How supplied


- In sets.



MIRO0103

| W | H | WxL | Order No. | UP |
|-------|------|-----------|--------------|--------|
| 482.6 | 88.1 | 442 x 480 | 01.113.411.X | 1 unit |

| Dimensions in mm: | | | | Conversion: | |
|-------------------|-------------------------|------------------------|-------------|----------------------|--|
| W = Width | h = Installation height | U = Standard rack unit | kg = Weight | 1 mm = 0.03937 inch | |
| H = Height | d = Insertion depth | (1 U = 44.45 mm) | | 1 kg = 2.2046 pounds | |
| D = Depth | L = Length | UP = Packaging unit | | | |



SCH00058

19" drawer Installed on the front

- Installed on front 19" extrusions.
- For storing service documents.
- Quick and easy mounting.

Material / Finish

- Drawer, sheet steel, powder-coated texture; telescopic slides, Sendzimir zinc-coated.

Color

- Final digit of order number .1: RAL 7035, light grey.
- Final digit of order number .8: RAL 7021 dark-grey.

Load rating

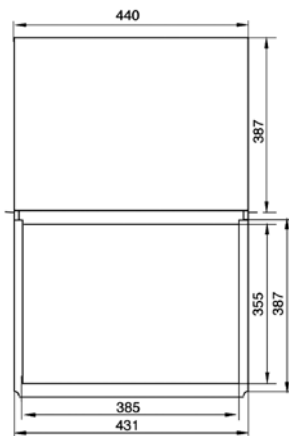

- 150 N static.

Scope of delivery

- 1 x 19" drawer with lock, including key.
- 1 x pair of telescopic slides.
- 1 x Mounting kit.


How supplied

- Pre-assembled.



SCH00054

| W | H | U | Order No. | UP |
|-------|-------|---|------------------|--------|
| 482.6 | 43.6 | 1 | 01.102.048.X-001 | 1 unit |
| 482.6 | 88.1 | 2 | 01.102.048.X-002 | 1 unit |
| 482.6 | 132.5 | 3 | 01.102.048.X-003 | 1 unit |



MEC00118

19" writing board 1 U fully retractable

- With handle.
- Can also be used as writing board.
- Locks in retracted position (friction lock).

Material / Finish

- Shelf, sheet steel, 1.0 mm.
- Telescopic slide, cold-rolled steel.

Color

- Final digit of order number .1: RAL 7035 light-grey.
- Final digit of order number .8: RAL 7021 dark-grey.

Load rating

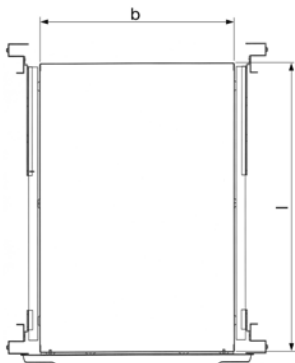
- 500 N static.

Scope of delivery

- 1 x shelf.
- 1 x pair of telescopic slides.
- 1 x Mounting kit.


How supplied

- Pre-assembled.



MEC20118

| d | WxL | Order No. | UP |
|---------|-----------|------------------|--------|
| 365-565 | 430 x 360 | 01.102.045.X-001 | 1 unit |
| 565-750 | 430 x 560 | 01.102.046.X-001 | 1 unit |



SCH00057

19" drawer with lock

- Installed in racks with fixed 19" components on the front and rear.
- Fully retractable.
- With lock.
- Locks in retracted position (friction lock).
- Quick separator for tool-less removal and decoupling of shelf board.

Material / Finish

- Drawer, sheet steel 1.0 mm, powder-coated texture; telescopic slides, cold rolled steel, Sendzimir zinc-coated.

Color

- Final digit of order number .1: RAL 7035 light-grey.
- Final digit of order number .8: RAL 7021 dark-grey.

Load rating



- 500 N static.

Scope of delivery

- 1 x 19" drawer with lock, including key.
- 1 x pair of telescopic slides.
- 1 x Mounting kit.


How supplied

- Pre-assembled.



SCH00053

| D | U | WxL | For rack type | Order No. | UP |
|---------|---|-----------|----------------------|------------------|--------|
| 565-750 | 2 | 412 x 562 | MIR2 / DCM / Smaract | 01.102.049.X-001 | 1 unit |
| 565-750 | 4 | 412 x 562 | MIR2 / DCM / Smaract | 01.102.049.X-002 | 1 unit |



SCH00059

19" keyboard drawer, 1 U for 19" keyboard

- With hand support.
- With cable strain relief.
- Locks in retracted position (friction lock).
- Quick separator for tool-less removal and decoupling of drawer.

Material

- Main unit, sheet steel, 1.0 mm.
- Front panel, sheet steel, 1.0 mm.

Color

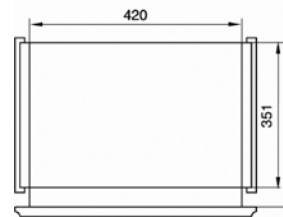

- Final digit of order number .1: RAL 7035 light-grey.
- Final digit of order number .8: RAL 7021 dark-grey.

Scope of delivery

- 1 x 19" keyboard drawer, 1 U.
- 1 x pair of telescopic slides.
- 1 x Velcro for securing the keyboard.
- 1 x Mounting kit.

How supplied

- Pre-assembled.



SCH00055

| d | Order No. | UP |
|---------|------------------|--------|
| 565-750 | 01.102.047.X-001 | 1 unit |



MEC00116

19" keyboard drawer 1 U with extract for pc mouse

- Heel of hand support.
- Mouse area can be extracted right/left.
- Storage compartment for pc mouse.
- Locks in retracted position (friction lock).
- Quick separator for tool-less removal and decoupling of drawer.

■ Dimensions

- Useful shelf space: measurements without heel of hand support 372 x 209 x 32 mm.

■ Color

- Final digit of order number .1: RAL 7035 light-grey.
- Final digit of order number .8: RAL 7021 dark-grey.

■ Scope of delivery

- 1 x 19" keyboard drawer, 1 U.
- 1 x pair of telescopic slides.
- 1 x heel of hand support.
- 1 x Mounting kit.

■ How supplied

- Pre-assembled.

■ Note

- Keyboard is not included.
- Not compatible with racks, depth 600.

| d | Order No. | UP |
|---------|--------------|--------|
| 565-750 | 01.136.379.X | 1 unit |



MEC20027

Document holder

- Self-adhesive; for higher loads use 6 mm holes.
- For DIN A4 documents.

■ Material

- High-impact Polystyrol.

■ Color

- Grey.

■ Scope of delivery

- 1 x document holder.

| W | L | T | Bestell-Nr. | VE |
|-----|-----|----|--------------|--------|
| 264 | 236 | 30 | 05.016.045.0 | 1 unit |



ELM00058

Luminestra LED Rack lighting

- Only for rack type Miracel 2 / DCM W 700, W 800.
- Mounted on the basic frame above the vertical extrusions.
- With LED 4000 Kelvin, 7 watt.
- With on/off rocker switch.
- With 2 m power supply cable and EURO plug.
- Complete with mounting material.
- Only with 123 mm front clearance space.

■ Color

- White.

■ Scope of delivery

- 1 x Luminestra rack lamp.
- 2 x mounting brackets.
- 1 x Mounting kit.

| W | H | D | Order No. | UP |
|----|----|-----|--------------|--------|
| 70 | 20 | 555 | 01.131.227.9 | 1 unit |



ELM00135

Compact rack lamp

■ Features

- Magnetic mounting.
- Energy-saving lamp.
- Protective contact socket.
- ON/OFF switch.
- Power supply lead 3 m.
- Cover panel.

■ Compliance

- VDE ICE.

■ Protection rating

- IP20.

■ Technical data

- Operating voltage 230 V / 50-60 Hz.
- Lighting: compact fluorescent tube with integrated starter.
- Power consumption: 11 W [^]= 75 W bulb.
- Light intensity: 900 Lm.
- Interference suppression compliant with VDE 0712, IEC 82.
- Socket: 230 VAC / 16A.
- Connections: 3-pole screw clamp, 2.5 mm² with strain relief.

| W | H | D | Order No. | UP |
|----|----|-----|--------------|--------|
| 65 | 65 | 365 | 01.131.465.9 | 1 unit |

Nel file sorgente questa tabella è in TEDESCO.
Va lasciata in lingua o va tradotta in UK?

| Dimensions in mm: | | | | Conversion: | |
|-------------------|-------------------------|------------------------|-------------|----------------------|--|
| W = Width | h = Installation height | U = Standard rack unit | kg = Weight | 1 mm = 0.03937 inch | |
| H = Height | d = Insertion depth | (1 U = 44.45 mm) | | 1 kg = 2.2046 pounds | |
| D = Depth | L = Length | UP = Packaging unit | | | |

The right mounting set for every rack type

| DCM | MIR2 T-slot | MIR2 Mount. holes | MIR2 Server | MIR2 Swing frame | Smaract T-slot | Smaract Mount. holes | Smaract Server | Double ProRack T-slot | Double ProRack Mount. holes | ConAct | Name | Order No. | UP |
|-----|-------------|-------------------|-------------|------------------|----------------|----------------------|----------------|-----------------------|-----------------------------|--------|-------------------------------------|--------------|-------|
| | ● | | | | ● | | | | | | T-Slot mounting set, M5, wide | 05.041.320.9 | 1 set |
| | | ● | | | | ● | | | | | Mounting set Mount. holes M5/BI 1.5 | 05.041.321.9 | 1 set |
| ● | | | ● | ● | | | ● | | | | Mounting set Mount. holes M5/BI 2.5 | 05.041.325.9 | 1 set |
| | | | | | | | | ● | | | Mounting set dpr T-slot, M5 narrow | 05.041.323.9 | 1 set |
| | | | | | | | | | ● | | Mounting set dpr mount. holes M5 | 05.041.322.9 | 1 set |
| | | | | | | | | | | ● | Mounting Set, ConAct M5 | 05.041.324.9 | 1 set |

The right mounting set for front panel mounting

Model: Z-form screw

| DCM | MIR2 T-slot | MIR2 Mount. holes | MIR2 Server | MIR2 Swing frame | Smaract T-slot | Smaract Mount. holes | Smaract Server | Double ProRack T-slot | Double ProRack Mount. holes | ConAct | Name | Order No. | UP |
|-----|-------------|-------------------|-------------|------------------|----------------|----------------------|----------------|-----------------------|-----------------------------|--------|--|--------------|-------|
| | ● | | | | ● | | | | | | FP mounting set, T-slot M5, wide | 05.041.335.9 | 1 set |
| | | ● | | | | ● | | | | ● | FP mounting set Mount. holes M5/BI 1.5 | 05.041.336.9 | 1 set |
| ● | | | ● | ● | | | ● | | ● | | FP mounting set Mount. holes M5/BI 2.5 | 05.041.337.9 | 1 set |
| | | | | | | | | ● | | | FP mounting set, T-slot M5, narrow | 05.041.338.9 | 1 set |

The right mounting set for front panel mounting

Model: countersunk screw + rosette

| DCM | MIR2 T-slot | MIR2 Mount. holes | MIR2 Server | MIR2 Swing frame | Smaract T-slot | Smaract Mount. holes | Smaract Server | Double ProRack T-slot | Double ProRack Mount. holes | ConAct | Name | Order No. | UP |
|-----|-------------|-------------------|-------------|------------------|----------------|----------------------|----------------|-----------------------|-----------------------------|--------|--|--------------|-------|
| | ● | | | | ● | | | | | | FP mounting set, T-slot M5, wide | 05.041.340.9 | 1 set |
| | | ● | | | | ● | | | | ● | FP mounting set Mount. holes M5/BI 1.5 | 05.041.341.9 | 1 set |
| ● | | | ● | ● | | | ● | | ● | | FP mounting set Mount. holes M5/BI 2.5 | 05.041.342.9 | 1 set |
| | | | | | | | | ● | | | FP mounting set, T-slot M5, narrow | 05.041.343.9 | 1 set |

The right accessories for every rack type

| DCM | MIR2 T-slot | MIR2 Mount. holes | MIR2 Server | MIR2 Swing frame | Smaract T-slot | Smaract Mount. holes | Smaract Server | Double ProRack T-slot | Double ProRack Mount. holes | ConAct | Name | Order No. | UP |
|-----|-------------|-------------------|-------------|------------------|----------------|----------------------|----------------|-----------------------|-----------------------------|--------|-------------------------------------|--------------|-------|
| | ● | | | | ● | | | | | | Spring nut, M5 wide | 01.350.431.9 | 1 set |
| | | | | | | | | ● | | | Spring nut, M5 narrow | 05.041.503.9 | 1 set |
| | ● | | | | ● | | | | | | Spring nut M6 | 01.350.405.9 | 1 set |
| | | ● | | | | ● | | | | ● | Cage nut M5/BI 1.5 | 05.041.513.7 | 1 set |
| ● | | | ● | ● | | | ● | | ● | | Cage nut M5/BI 2.5 | 05.041.518.7 | 1 set |
| | ● | | | | ● | | | ● | | | Oval-head screws, Z-form, M5 x 10 | 05.041.330.9 | 1 set |
| ● | | ● | ● | ● | | ● | ● | | ● | ● | Oval-head screws, Z-form, M5 x 16 | 05.041.331.9 | 1 set |
| | ● | | | | ● | | | ● | | | Countersunk screw M5 x 12 + rosette | 05.041.203.9 | 1 set |
| ● | | ● | ● | ● | | ● | ● | | ● | ● | Countersunk screw M5 x 16 + rosette | 05.041.290.9 | 1 set |



MIRO0114

Mounting tool for cage nuts

- Allows easy clipping of cage nuts on extrusions.

■ **Material**
- Spring steel.

■ **Scope of delivery**
- 1 x mounting tool.

| Order No. | UP |
|--------------|--------|
| 01.130.985.9 | 1 unit |



MEC20125

T-Slot mounting set, M5, wide for MIR2/Smaract®

- For securing 19" front panels and 19" components.

■ **Scope of delivery**
- 100 x spring nuts, M5 wide.
- 100 x oval-head screws, Z-form, M5 x 10.
- 20 x cage nuts M5 /plate, 1.5 mm.
- 20 x cylinder screws, M5 x 8.

■ **How supplied**
- In sets.

| Order No. | UP |
|--------------|-------|
| 05.041.320.9 | 1 set |



MEC20126

Mounting set, M5 / plate, 1.5 mm for MIR2/Smaract®

- For securing 19" front panels and 19" components.

■ **Scope of delivery**
- 100 x cage nuts M5 /plate, 1.5 mm.
- 100 x oval-head screws, Z-form, M5 x 16.
- 20 x spring nuts, M5 wide.
- 20 x cylinder screws, M5 x 8.

■ **How supplied**
- In sets.

| Order No. | UP |
|--------------|-------|
| 05.041.321.9 | 1 set |



MEC20126

Mounting set; mounting holes server extrusion M5 / plate, 2.5 mm for MIR2/DCM®/Smaract®

- For securing 19" front panels and 19" components.

■ **Scope of delivery**
- 100 Käfigmuttern M5 / Blech 2.5 mm.
- 100 Linsenschrauben FormZ M5 x 16.
- 20 Federmuttern M5 breit.
- 20 Zylinderschrauben M5 x 8.

■ **How supplied**
- In sets.

| Order No. | UP |
|--------------|-------|
| 05.041.325.9 | 1 set |



MEC20127

T-slot mounting set, M5, narrow for DoubleProRack®

- For securing 19" front panels and 19" components.

■ **Scope of delivery**
- 100 x spring nuts, M5 narrow.
- 20 x oval-head screws, Z-form, M5 x 10.
- 50 x cylinder screws, M5 x 10.
- 30 x oval-head screws, Z-form, M5 x 8.

■ **How supplied**
- In sets.

| Order No. | UP |
|--------------|-------|
| 05.041.323.9 | 1 set |



MEC20126

Mounting set; mounting holes M5 for DoubleProRack®

- For securing 19" front panels and 19" components.

■ **Scope of delivery**
- 100 x cage nuts M5 /plate, 2.5 mm.
- 50 x oval-head screws, Z-form, M5 x 16.
- 40 x spring nuts, M5 narrow.
- 40 x cylinder screws, M5 x 10.

■ **How supplied**
- In sets.

| Order No. | UP |
|--------------|-------|
| 05.041.322.9 | 1 set |

| Dimensions in mm: | | | | Conversion: | |
|-------------------|-------------------------|------------------------|-------------|----------------------|--|
| W = Width | h = Installation height | U = Standard rack unit | kg = Weight | 1 mm = 0.03937 inch | |
| H = Height | d = Insertion depth | (1 U = 44.45 mm) | | 1 kg = 2.2046 pounds | |
| D = Depth | L = Length | UP = Packaging unit | | | |



MEC20096

Mounting holes, mounting set, M5 for ConAct®

- For securing 19" front panels and 19" components.

Scope of delivery

- 50 x cage nuts M5 /plate, 1.5 mm.
- 50 x oval-head screws, Z-form, M5 x 16.
- 50 x cylinder screws, M5 x 8.
- 25 x locking nuts, M5.

How supplied

- In sets.

| Order No. | UP |
|--------------|-------|
| 05.041.324.9 | 1 set |



MEC20129

Front panel mounting set, T-slot, M5 wide for MIR2/Smaract®

- For securing 19" front panels and 19" components.

Scope of delivery

- **Type 1:**
50 x spring nuts, M5 wide.
50 x oval-head screws, Z-form, M5 x 10.
- **Type 2:**
50 x spring nuts, M5 wide.
50 x countersunk screws, M5 x 12.
50 x rosettes.

How supplied

- In sets.

| Model | Order No. | UP |
|-------------------------|--------------|-------|
| Type 1: Z-form screw | 05.041.335.9 | 1 set |
| Type 2: screw + rosette | 05.041.340.9 | 1 set |



MEC20098

Front panel mounting set for MIR® 2/Smaract®/ConAct®

- For securing 19" front panels and 19" components.
- Mounting holes.

Scope of delivery

- **Type 1:**
50 x cage nuts M5 /plate, 1.5 mm.
50 x oval-head screws, Z-form, M5 x 16.
- **Type 2:**
50 x cage nuts M5 /plate, 1.5 mm.
50 x countersunk screws, M5 x 16.
50 x rosettes.

How supplied

- In sets.

| Model | Order No. | UP |
|-------------------------|--------------|-------|
| Type 1: Z-form screw | 05.041.336.9 | 1 set |
| Type 2: screw + rosette | 05.041.341.9 | 1 set |



MEC20098

Front panel mounting set; mounting holes, M5/plate, 2.5 mm for MIR2/DCM®/Smaract®/DoubleProRack®

- For securing 19" front panels and 19" components.

Scope of delivery

- **Type 1:**
50 x cage nuts M5 /plate, 2.5 mm.
50 x oval-head screws, Z-form, M5 x 16.
- **Type 2:**
50 x cage nuts M5 /plate, 2.5 mm.
50 x countersunk screws, M5 x 16.
50 x rosettes.

How supplied

- In sets.



MEC20097

| Model | Order No. | UP |
|-------------------------|--------------|-------|
| Type 1: Z-form screw | 05.041.337.9 | 1 set |
| Type 2: Screw + rosette | 05.041.342.9 | 1 set |



MEC20129

Front panel mounting set, T-slot for DoubleProRack®

- For securing 19" front panels and 19" components.

Scope of delivery

- **Type 1:**
50 x spring nuts, M5 narrow.
50 x oval-head screws, Z-form, M5 x 10.
- **Type 2:**
50 x spring nuts, M5 narrow.
50 x countersunk screws, M5 x 12.
50 x rosettes.

How supplied

- In sets.



MEC20130

| Model | Order No. | UP |
|-------------------------|--------------|-------|
| Type 1: Z-form screw | 05.041.338.9 | 1 set |
| Type 2: screw + rosette | 05.041.343.9 | 1 set |



MEC00060

Spring nut

- To clip on T-slot where required.
- **Type 1:** M5 wide for Miracel 2 / Smaract. T-slot size: 10 x 13 mm.
- **Type 2:** M5 narrow for DoubleProRack. T-slot size: 8 x 13 mm.
- **Type 3:** M6 for Miracel 2 / Smaract. T-slot size: 10 x 13 mm.

■ **Scope of delivery**
- 50 x spring nuts.

■ **How supplied**
- In sets.

| Model | Order No. | UP |
|-------------------|--------------|-------|
| Type 1: M5 wide | 01.350.431.9 | 1 set |
| Type 2: M5 narrow | 05.041.503.9 | 1 set |
| Type 3: M6 | 01.350.405.9 | 1 set |



MEC20139

Cage nut

- For clipping into extrusions with mounting holes.
- **Type 1:** Plate, 1.5 mm for Miracel 2 / Smaract / ConAct.
- **Type 2:** Plate, 2.5 mm for Miracel 2 Server / Smaract Server / DoubleProRack with 19° mounting holes.

■ **Scope of delivery**
- 50 x cage nuts.

■ **How supplied**
- In sets.

| Model | Order No. | UP |
|---------------------------|--------------|-------|
| M5: Type 1: Plate, 1.5 mm | 05.041.513.7 | 1 set |
| M5: Type 2: Plate, 2.5 mm | 05.041.518.7 | 1 set |
| M6: Type 1: Plate, 1.5 mm | 05.041.514.7 | 1 set |
| M6: Type 2: Plate, 2.5 mm | 05.041.519.7 | 1 set |



MEC20140

Oval-head screw

- IEC DIN 967.
- **Scope of delivery**
- 50 x oval-head screws, Z-form.
- **How supplied**
- In sets.

| Model | Order No. | UP |
|---------|--------------|-------|
| M5 x 10 | 05.041.330.9 | 1 set |
| M5 x 16 | 05.041.331.9 | 1 set |
| M6 x 10 | 05.041.332.9 | 1 set |
| M6 x 16 | 05.041.333.9 | 1 set |



MEC20141

Countersunk screw + rosette

- IEC DIN EN ISO 7047.
- **Scope of delivery**
- 50 x countersunk screws.
- 50 x rosettes.
- **How supplied**
- In sets.

| Model | Order No. | UP |
|---------|--------------|-------|
| M5 x 12 | 05.041.203.9 | 1 set |
| M5 x 16 | 05.041.290.9 | 1 set |



MEC80020

Oval-head screw self-guiding

- DIN 7500.
- Suitable for system accessories fixed on the inside of the 19° extrusions.
- Suitable for 19° steel and 19° aluminum extrusions.
- Easy screwing.
- **Scope of delivery**
- 50 x oval-head screws, M6x10.
- **How supplied**
- In sets.

| Model | Order No. | UP |
|---------|--------------|-------|
| M6 x 10 | 05.041.334.9 | 1 set |

| Dimensions in mm: | | | | Conversion: |
|-------------------|-------------------------|------------------------|-------------|----------------------|
| W = Width | h = Installation height | U = Standard rack unit | kg = Weight | 1 mm = 0.03937 inch |
| H = Height | d = Insertion depth | (1U = 44.45 mm) | | 1 kg = 2.2046 pounds |
| D = Depth | L = Length | UP = Packaging unit | | |



MEC20227

Oval-head screw With Phillips head

– IEC DIN EN ISO 7045.

■ **Scope of delivery**
– 1 x set of 50 units.



MEC20228

| L | Model | Order No. | UP |
|----|-----------------|--------------|-------|
| 8 | M 5 no washer | 05.041.611.8 | 1 set |
| 12 | M 4 no washer | 05.041.609.8 | 1 set |
| 12 | M 5 with washer | 05.041.613.8 | 1 set |
| 16 | M 5 with washer | 05.041.614.8 | 1 set |
| 16 | M 6 with washer | 05.041.616.8 | 1 set |



MEC20226

Cylinder screw With hexagon head

– IEC ISO 4762 (modified).

■ **Scope of delivery**
– 1 x set of 50 units.

| L | Model | Order No. | UP |
|---|-----------------------|--------------|-------|
| 8 | M 5 | 05.041.574.8 | 1 set |
| 8 | M 5 microencapsulated | 05.041.575.9 | 1 set |



MEC20225

Tensiloc nut

■ **Material**
– Steel nickel-plated.

■ **Scope of delivery**
– 1 x set of 50 units.

| Model | Order No. | UP |
|-------|--------------|-------|
| M 5 | 05.041.533.8 | 1 set |



HEI00379

Distribution box

- For mounting trade-standard installation technology DIN rail components, such as fuses, clamps, relays, etc.
- When installed, the mounting level can be pulled out at the front and locked in position, significantly simplifying the wiring of the individual components. Not available for “fixed installation” model. Up on request: Delivered assembled and wired. Further versions and models up on request.
- Installation space for up to 22 pieces of equipment with 18 mm width each.
- Mounting of the TS35 DIN rail on several levels with simple plug-in connection.
- Not available for “fixed installation” model.
- “Snap-in” mounting of DIN rail components.
- Easy access to the protective grounding and neutral conductor rails from the front.
- Various positioning options available for N and PE rails. Not available for “fixed installation” model.
- Cable entry at the rear via double brush strip (optionally via bushing sockets).
- Cable strain relief on the inside and therefore accessible from the front.
- Labeling strips on the front, above and below the installation space.
- Installation options available for power distribution with 230 V AC, but also in the low-voltage range (e.g. 48 V DC).
- 19" slot-in, 3 U, depth 150 mm.

■ **Material / Finish**
– Panels powder-coated texture, RAL 7035 light-grey.
– Main unit, sheet steel, zinc-passivated.

■ **Scope of delivery**
– 1 x distribution box.
– Including N and PE rails, cable entry, cable strain relief, empty panel covers and grounding set.

■ **How supplied**
– Fully assembled.

| W | H | D | U | 19" | Model | Order No. | UP |
|-------|-----|-----|---|-----|----------|--------------|--------|
| 482.6 | 134 | 150 | 3 | • | Pull-out | 03.013.385.1 | 1 unit |
| 482.6 | 134 | 150 | 3 | • | Fixed | 03.013.470.1 | 1 unit |



HEI20282



ELM00137

Door contact switch

- On/off switch, 4 A, 230 V ~.
- Activated by opening and closing door.

■ **Scope of delivery**

- 1 x door contact switch (not wired).
- 1 x mounting bracket.
- 1 x Mounting kit.

| Order No. | UP |
|--------------|--------|
| 01.110.722.9 | 1 unit |



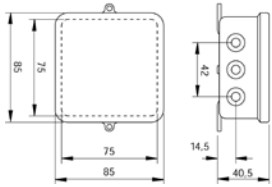
ELM00033

Cable junction box

- For 230 V electrical installation on-site.
- As fixed-location exchange point.
- Quick and easy mounting.

■ **Scope of delivery**

- 1 x cable junction box.



ELM00034

| Order No. | UP |
|--------------|--------|
| 00.078.720.9 | 1 unit |



ELM00128

Modular terminal box

- For 230V electrical installation on-site.
- With series terminal, 8 x 42.
- Pg 11/16 entry.
- IP 54.

■ **Material**

- High-impact, fire-resistant polystyrene.

■ **Scope of delivery**

- 1 x modular terminal box.
- 4 pg compression glands, pg11.

| Order No. | UP |
|--------------|--------|
| 01.117.521.9 | 1 unit |



ELM00114

1 equipotential bonding bar

- For central grounding of all protective conductors.
- With sealable cover.
- Connection options:
1 x round conductor 8 – 10 mm Ø
1 x flat conductor up to 30 mm wide or round conductor 8 – 10 mm Ø.
- 7 x single or multi-wire conductors up to 16 mm² or fine-wire conductors up to 10 mm².

■ **Material**

- Base plate and cover plate, high-impact plastic.
- Brass nickel-plated contact strip.

■ **Scope of delivery**

- 1 x equipotential bonding bar.

| Order No. | UP |
|--------------|--------|
| 01.117.524.3 | 1 unit |



ELM00068

Grounding bar

- For safe grounding or potential equalization of equipments and components.

■ **Material**

- Electrolyte copper 9 x 9.

■ **Scope of delivery**

- 1 x grounding bar.
- 2 x brackets.
- 1 x Mounting kit.

| U | Model | Order No. | UP |
|----|---------------------|--------------|--------|
| 24 | For DoubleProRack | 01.240.546.9 | 1 unit |
| 21 | For DoubleProRack | 01.240.545.9 | 1 unit |
| 18 | For DoubleProRack | 01.240.544.9 | 1 unit |
| 15 | For DoubleProRack | 01.240.543.9 | 1 unit |
| 45 | For Miracel 2 / DCM | 01.110.709.9 | 1 unit |
| 41 | For Miracel 2 / DCM | 01.110.708.9 | 1 unit |
| 12 | For Miracel 2 / DCM | 01.110.703.9 | 1 unit |



DOP20016

Contact clamp

- Enables safe connection of equipment and components to grounding bar.
- For cables up to 25 mm².

■ **Scope of delivery**

- 20 x contact clamps.

| Order No. | UP |
|--------------|----------|
| 01.110.715.9 | 20 units |

| Dimensions in mm: | | | | Conversion: | |
|-------------------|-------------------------|------------------------|-------------|----------------------|--|
| W = Width | h = Installation height | U = Standard rack unit | kg = Weight | 1 mm = 0.03937 inch | |
| H = Height | d = Insertion depth | (1 U = 44.45 mm) | | 1 kg = 2.2046 pounds | |
| D = Depth | L = Length | UP = Packaging unit | | | |

Vertiv™ Knürr® Cable Management

Features


- Allows for prescribed cable radii.
- Components are easy to secure and use.
- Components feature addition functions.
- Extensive use of reusable Velcro strips precludes cable strain.
- No blockage of airflow within the rack.

Global networking is continuing to grow, meaning users are in need of an intelligent cable management solution.

To meet this demand, Vertiv Knürr offers a range of products and solutions for server racks, active and passive network racks, as well as special racks.

Our range not only allows you to quickly and easily set up and dismantle racks, it also makes it much simpler to troubleshoot problems in your systems and expand your systems. Our cable management components are all based on a number of key principles: Simple and self-explanatory operation, versatile application options, a clear structure, and a cost-efficient design.

Thanks to the Vertiv Knürr cable management system, your rack will be equipped for the future and will save you time and money for the long term.





MEC20064



MEC20084



MEC20086

Vertiv™ Knürr® Cable Management Terminology

Laying cables involves ensuring that mechanical stresses are completely avoided.

■ Bending load

The bending radii may never fall below the values provided by the cable manufacturer in the respective data sheets. Where excessive bending occurs, the cables' electrical properties are impaired, and transmission bandwidths and ranges are adversely affected. If manufacturer specifications are not available, then the following rule of thumb applies: loose cabling should be at least 15 times the external cable diameter and fixed cabling at least 10 times the external cable diameter.

■ Buckling load

Extreme bending loads can cause the cable to break.

■ Tensile load


This is determined solely by the copper cross-section of the conductor, as all other materials are too soft. The cable may not be exposed to stress exceeding 50 N/mm² (Cu cross-section) as this causes the conductors to stretch which reduces the cross-section. If higher "pulling" forces are required, cables with additional strain-reduction elements must be used.

■ Compressive stress

Compressive stress is caused by loads bearing down from above, fixed clamping or sharp cable kinking and must always be avoided, as otherwise the "loose" cable structure changes and electrical transmission properties are impaired.

■ Torque strains (twisting)

Cables must never be subjected to torque strains, as they cause cable elements to shift and change their position relative to each other, thereby impairing transmission properties.



LIG00021

Vertiv™ Knürr® Cable Management Proper Usage

- Various components for fiberglass and copper cables – especially fastening options such as Velcro and cable bundling using different colored strips – guarantee transparent cable management, providing an optimal starting point for both intelligent network expansion and ideal service convenience. (1)
- Special attention has been paid to ensuring that all cable management components can be fastened with Velcro strips which eliminate cable strain and can be reused at any time. Velcro cable ties also aid the installation technician as they are easily manageable, using pinch-free cable bundling. (2)
- Excess cable is stored separately from the patch fields while remaining easily accessible. Copper cable excess can be stored separately from fiber glass excess within the Knürr rack systems: the copper cables are stored on the side while the more sensitive fiberglass cables are stored in a drawer at the front. (3)
- A closer look at the individual products reveals their outstanding versatility. The cable-routing multifunctional brace, for example, not only provides the option of routing cables both horizontally and vertically using Velcro or cable ties, but additionally allows numerous components to be mounted with screws and caged nuts. These caged nuts can also be shifted in a slot with room for play, so that every mounting dimension is accommodated. (4)



1. MEC20082



2. MEC20070



3. MEC20099



3. MEC20079



4. MEC20077



4. MEC20091



5. MEC20071

Vertiv™ Knürr® Cable Management

Overhead Cabling

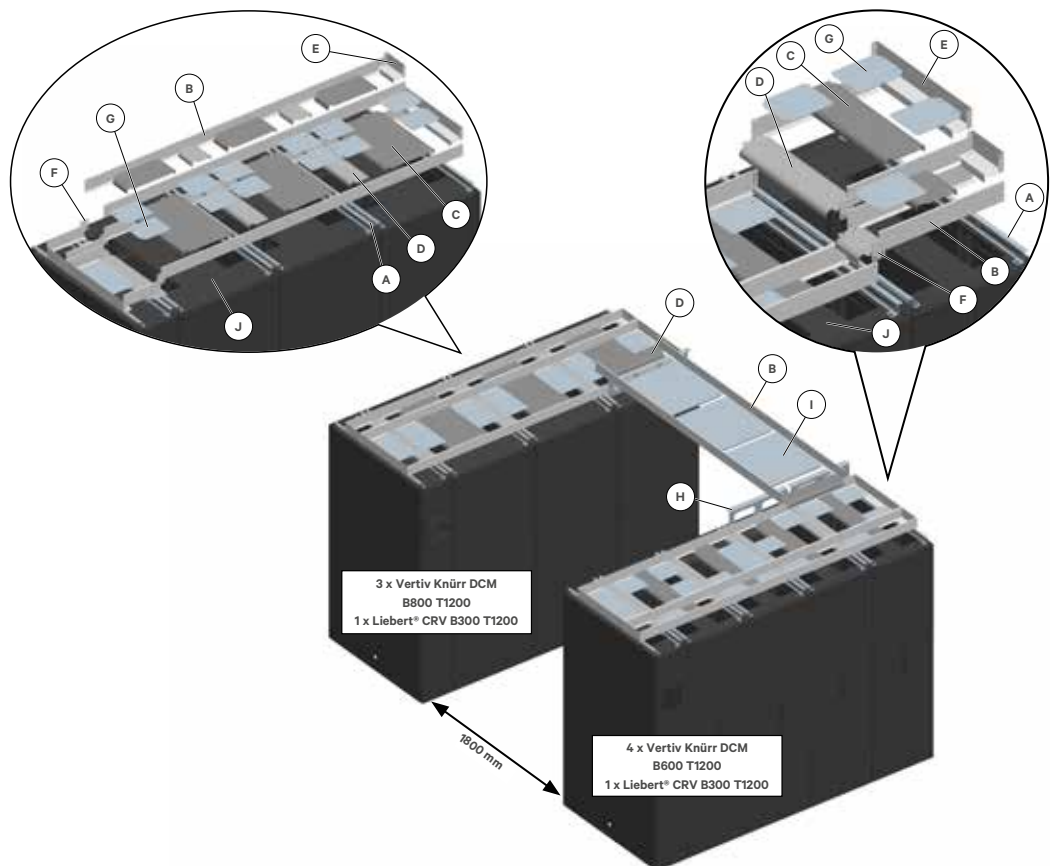
Features

- Modular, extremely flexible.
- Robust construction.
- Includes integrated radius for cable entry into rack.
- New cover panel with lateral cable entry.
- Selection of cable throughs and mesh cable trays.
- Suitable for Vertiv Knürr DCM and Vertiv Knürr MIR.
- Includes Vertiv SmartAisle™ enclosure.
- Various combinations possible.

Vertiv's Overhead Cabling Solution

The Vertiv Knürr overhead cable management system is a complete, modular system which offers a variety of cable-tray installment options. The components are very flexible and can be installed on site or modified with ease, to accommodate cable-management requirements that differ from rack to rack. This extremely sturdy and robust system can withstand high stress levels and is suitable for any application. Combined with other items from the Knürr cable-management product range, it provides a comprehensive solution that delivers proper cable bend radii.

Example of Overhead Configuration



Legend

- A** Support bracket
- B** Mounting bracket
- C** Center panel insert
- D** Transitional cover
- E** End panel insert
- F** Connecting panel insert
- G** Cover plate
- H** Support bracket cross-cabling
- I** Cover cross-cabling
- J** New cover panel with lateral cable entry

Configuration Assistant


| Sample Order | Name | Item |
|---------------------------|--|----------------------------------|
| - Left rack suite | Vertiv Knürr DCM B800 T1200 | 3 01147.722.8 |
| | New cover panel with lateral cable entry (J) | 3 01147.579.8 |
| | Liebert® CRV B300 T1200 | 1 CR0302XXX-XXXXXX |
| | Support bracket (A) | 4 05.045.005.X |
| | Mounting bracket (B) | 2 05.045.011.X 2 05.045.015.X |
| | Center panel insert (C) | 3 05.045.023.X 3 05.045.024.X |
| | Transitional cover (D) | 3 05.045.031.X 3 05.045.032.X |
| | End panel insert (E) | 1 05.045.041.X 1 05.045.042.X |
| | Connecting panel insert (F) | 1 05.045.045.X |
| | Cover plate (G) | 2 05.045.047.X |
| - Right rack suite | Vertiv Knürr DCM B800 T1200 | 4 01147.714.8 |
| | New cover panel with lateral cable entry (J) | 4 01147.574.8 |
| | Liebert® CRV B300 T1200 | 1 CR0302XXX-XXXXXX |
| | Support bracket (A) | 4 05.045.005.X |
| | Mounting bracket (B) | 2 05.045.011.X 8 05.045.012.X |
| | Center panel insert (C) | 4 05.045.021.X 4 05.045.022.X |
| | Transitional cover (D) | 4 05.045.031.X 4 05.045.032.X |
| | End panel insert (E) | 1 05.045.041.X 1 05.045.042.X |
| | Connecting panel insert (F) | 2 05.045.045.X |
| | Cover plate (G) | 2 05.045.047.X |
| - Cross-cabling | Support bracket (H) | 1 05.045.052.X 1 05.045.053.X |
| | Mounting bracket (B) | 1 05.045.015.X |
| | Transitional cover (D) | 2 05.045.032.X |
| | Cover (I) | 1 05.045.057.X |

| Required Data for Overhead Cabling | Example |
|--|----------------------------|
| - Width of racks in the rack suite (300, 600 or 800 mm) | Rack width (W) = 800 mm |
| - Depth of racks in the rack suite (1000 to 1200 mm) | Rack depth (D) = 1200 mm |
| - Number of racks in one rack suite | |
| - Aisle width (Standard dimensions 1200, 1500 and 1800 mm ± 50 mm) – for cross-cabling | Aisle width (AW) = 1800 mm |
| - Color light-grey RAL 7035 or dark-grey RAL 7021 | Dark-grey RAL 7021 |

Prerequisites for Overhead Cabling

J

Cover panel with lateral cable entry



DCM20079

- With lateral cable entry on both sides (sliding plates).
- For orderly cable management with in the rack.
- Optional brush strips.

■ **Material**

- Sheet steel, 1.5 mm.

■ **Finish / Color**

- Final digit of order number .1: powder-coated, RAL 7035.
- Final digit of order number .8: powder-coated, RAL 7021.

■ **Scope of delivery**

- 1 Deckel mit seitlicher Kabeleinführung.
- Montagematerial.


■ **How supplied**

- In sets.

| W _{Rack} | D _{Rack} | For rack type | Order No. | UP |
|-------------------|-------------------|---------------|---------------------|--------|
| 600 | 1000 | MIR2 / DCM | 01.147.572.X | 1 unit |
| 600 | 1100 | MIR2 / DCM | 01.147.573.X | 1 unit |
| 600 | 1200 | MIR2 / DCM | 01.147.574.X | 1 unit |
| 800 | 1000 | MIR2 / DCM | 01.147.577.X | 1 unit |
| 800 | 1100 | MIR2 / DCM | 01.147.578.X | 1 unit |
| 800 | 1200 | MIR2 / DCM | 01.147.579.X | 1 unit |

K

MIR2 / DCM cover panel short



DCM20081

- For covering the front overhead area; the rest remains open.
- Facilitates unobstructed cable entry inside the rack.

■ **Material**

- Sheet steel, 1.5 mm.

■ **Finish / Color**


- Powder-coated texture, RAL 7021, dark-grey.

■ **Scope of delivery**

- 1 x cover panel, short.
- 1 x Mounting kit.

■ **How supplied**

- In sets.



DCM20080

| W _{Rack} | L | For rack type | Order No. | UP |
|-------------------|-----|---------------|---------------------|--------|
| 600 | 250 | MIR2 / DCM | 01.147.268.8 | 1 unit |
| 800 | 250 | MIR2 / DCM | 01.147.269.8 | 1 unit |


| Dimensions in mm: | | | | Conversion: | |
|-------------------|-------------------------|------------------------|-------------|----------------------|--|
| W = Width | h = Installation height | U = Standard rack unit | kg = Weight | 1 mm = 0.03937 inch | |
| H = Height | d = Insertion depth | (1 U = 44.45 mm) | | 1 kg = 2.2046 pounds | |
| D = Depth | L = Length | UP = Packaging unit | | | |

A

Support bracket



MEC20200



MEC20201

- Secures corner piece at the top of the rack.
- Quick and easy mounting.
- Suitable for both MIR2 and DCM racks.
- Includes screw for securing the mounting brackets, transitional cover and end panel inserts.

- **Material**
 - Sheet steel 2.0 mm.

- **Finish**
 - Final digit of order number .1: powder-coated, RAL 7035 light-grey.
 - Final digit of order number .8: powder-coated, RAL 7021 dark-grey.


- **Scope of delivery**
 - 2 x support brackets.
 - 1 x Mounting kit.

- **How supplied**
 - In sets.


| H | D _{Rack} | For rack type | Order No. | UP |
|----|-------------------|---------------|--------------|-------|
| 44 | 1000 | MIR2 / DCM | 05.045.003.X | 1 set |
| 44 | 1100 | MIR2 / DCM | 05.045.004.X | 1 set |
| 44 | 1200 | MIR2 / DCM | 05.045.005.X | 1 set |

B

Mounting brackets



MEC20202



MEC20203

- Secured on support bracket.
- Quick and easy mounting.
- Separate cable trays.

- **Material**
 - Sheet steel 1.0 mm.

- **Finish**
 - Final digit of order number .1: powder-coated, RAL 7035 light-grey.
 - Final digit of order number .8: powder-coated, RAL 7021 dark-grey.


- **Scope of delivery**
 - 2 x mounting brackets.
 - 1 x Mounting kit.

- **How supplied**
 - In sets.


| W / L | H | For rack type | Order No. | UP |
|-------|----|---------------|--------------|-------|
| 300 | 90 | MIR2 / DCM | 05.045.011.X | 1 set |
| 600 | 90 | MIR2 / DCM | 05.045.012.X | 1 set |
| 800 | 90 | MIR2 / DCM | 05.045.013.X | 1 set |
| 2400 | 90 | MIR2 / DCM | 05.045.015.X | 1 set |
| 3000 | 90 | MIR2 / DCM | 05.045.016.X | 1 set |

C

Center panel insert



MEC20205



MEC20204

- Secured on mounting bracket.
- Quick and easy mounting.
- With 25 mm radius for bending the cables.

- **Material**
 - Sheet steel, 1.5 mm.

- **Finish**
 - Final digit of order number .1: powder-coated, RAL 7035 light-grey.
 - Final digit of order number .8: powder-coated, RAL 7021 dark-grey.

- **Scope of delivery**
 - 1 x center panel insert.
 - 1 x Mounting kit.

- **How supplied**
 - In sets.

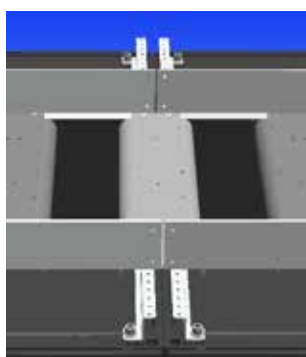
| W / L | W _{Rack} | R | For rack type | Order No. | UP |
|-------|-------------------|----|---------------|--------------|-------|
| 200 | 600 | 25 | MIR2 / DCM | 05.045.021.X | 1 set |
| 600 | 600 | 25 | MIR2 / DCM | 05.045.022.X | 1 set |
| 200 | 800 | 25 | MIR2 / DCM | 05.045.023.X | 1 set |
| 600 | 800 | 25 | MIR2 / DCM | 05.045.024.X | 1 set |

D

Transitional cover from rack to rack



MEC20206



MEC20212

- Secured on support bracket.
- Quick and easy mounting.
- With 25 mm radius for bending the cables.

- **Material**
 - Sheet steel, 1.5 mm.

- **Finish**
 - Final digit of order number .1: powder-coated, RAL 7035 light-grey.
 - Final digit of order number .8: powder-coated, RAL 7021 dark-grey.


- **Scope of delivery**
 - 1 x transitional cover.
 - 1 x Mounting kit.

- **How supplied**
 - In sets.

| W / L | R | For rack type | Order No. | UP |
|-------|----|---------------|--------------|-------|
| 200 | 25 | MIR2 / DCM | 05.045.031.X | 1 set |
| 600 | 25 | MIR2 / DCM | 05.045.032.X | 1 set |

E

End panel insert



MEC20207

- Secured on support bracket.
- Quick and easy mounting.
- Completes cable trays.

Material

- Sheet steel 1.0 mm.

Finish


- Final digit of order number .1: powder-coated, RAL 7035 light-grey.
- Final digit of order number .8: powder-coated, RAL 7021 dark-grey.

Scope of delivery

- 2 x end panel inserts.
- 1 x Mounting kit.

How supplied

- In sets.



MEC20214

| W / L | For rack type | Order No. | UP |
|-------|---------------|--------------|-------|
| 200 | MIR2 / DCM | 05.045.041.X | 1 set |
| 600 | MIR2 / DCM | 05.045.042.X | 1 set |

F

Connecting panel insert



MEC20208

- For joining mounting brackets.
- Quick and easy mounting.

Material

- Sheet steel, 1.5 mm.

Finish

- Final digit of order number .1: powder-coated, RAL 7035 light-grey.
- Final digit of order number .8: powder-coated, RAL 7021 dark-grey.

Scope of delivery

- 10 x connecting panel inserts.
- 1 x Mounting kit.

How supplied

- In sets.



MEC20213

| W | H | For rack type | Order No. | UP |
|----|----|---------------|--------------|-------|
| 64 | 86 | MIR2 / DCM | 05.045.045.X | 1 set |

G

Cover plate



MEC20209

- For covering the space between the center panel inserts and transitional covers.
- Quick and easy mounting.

Material

- Sheet steel 1.0 mm.

Finish


- Final digit of order number .1: powder-coated, RAL 7035 light-grey.
- Final digit of order number .8: powder-coated, RAL 7021 dark-grey.

Scope of delivery

- 10 x cover plates.
- 1 x Mounting kit.

How supplied

- In sets.



MEC20215

| L | W | For rack type | Order No. | UP |
|-----|-----|---------------|--------------|-------|
| 229 | 183 | MIR2 / DCM | 05.045.047.X | 1 set |

Option

Mesh cable tray



MEC20218

- Secured on support bracket.
- Quick and easy mounting.

Material

- Round steel, d = 4.5 mm.

Finish

- Zinc-passivated.

Scope of delivery

- 1 x mesh cable tray.
- 1 x Mounting kit.

How supplied

- In sets.

| B | L | H | For rack type | Order No. | UP |
|-----|------|----|---------------|--------------|-------|
| 200 | 3000 | 54 | MIR2 / DCM | 05.045.061.9 | 1 set |
| 600 | 3000 | 54 | MIR2 / DCM | 05.045.062.9 | 1 set |

Dimensions in mm:


| | | | |
|------------|-------------------------|------------------------|-------------|
| W = Width | h = Installation height | U = Standard rack unit | kg = Weight |
| H = Height | d = Insertion depth | (1 U = 44.45 mm) | |
| D = Depth | L = Length | UP = Packaging unit | |

Conversion:

| |
|----------------------|
| 1 mm = 0.03937 inch |
| 1 kg = 2.2046 pounds |

H

Support bracket Cross-cabling



MEC20210



MEC20216

- For cable management at the top between rack suites.
- Quick and easy mounting.
- Includes screw for securing the mounting brackets, transitional covers and cover plates.

Material
- Sheet steel 2.0 mm.

Finish
- Final digit of order number .1:
powder-coated, RAL 7035 light-grey.
- Final digit of order number .8:
powder-coated, RAL 7021 dark-grey.


Scope of delivery
- 2 x support brackets, cross-cabling.
- 1 x Mounting kit.

How supplied
- In sets.


| H | W _{Rack} | For rack type | Order No. | UP |
|-----|-------------------|---------------|--------------|-------|
| 166 | 600 | MIR2 / DCM | 05.045.052.X | 1 set |
| 166 | 800 | MIR2 / DCM | 05.045.053.X | 1 set |

I

Cross-cabling Cover



MEC20211



MEC20217

- Provides support for cables and covers the space between the rack suites.
- Secured on mounting bracket.
- Quick and easy mounting.


Material
- Sheet steel 1.0 mm.

Finish
- Final digit of order number .1:
powder-coated, RAL 7035 light-grey.
- Final digit of order number .8:
powder-coated, RAL 7021 dark-grey.

Scope of delivery
- 5 x cover plates.
- 1 x Mounting kit.

How supplied
- In sets.

| L | W | For rack type | Order No. | UP |
|-----|-----|---------------|--------------|-------|
| 200 | 200 | MIR2 / DCM | 05.045.055.X | 1 set |
| 200 | 600 | MIR2 / DCM | 05.045.056.X | 1 set |
| 600 | 600 | MIR2 / DCM | 05.045.057.X | 1 set |



Type 1 Type 2 Type 3

Vertiv™ Knürr® Cable Management

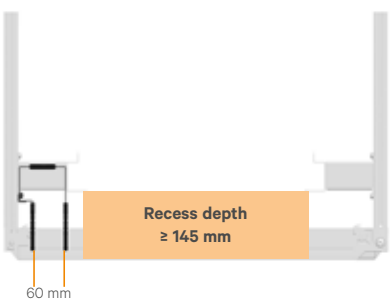

- **Features**
 - Organized cabling of jumper cables.
 - Suitable depends on the model, for 19" Vertiv Knürr, DCM® and MIR2® Racks.
 - Also available optionally as cold/warm partitioning.
 - Cutouts for cabling from front to back.
 - Lightweight plastic construction of the cable fingers ensures durability and simple installation (clip-on).
 - Distance between fingers provides sufficient space for all patch cords.
 - Rounded edges on the fingers protect cables against damage.

Cable manager models

- **Type 1:** Standard (open cutouts).
- **Type 2:** Version with brush strips in cutouts for cable routing towards the rear.
- **Type 3:** Version with sheet-steel cover plates in cutouts as part of the cold/warm partitioning.

Technical data and required recess depths

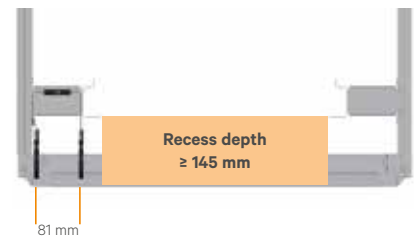
Vertiv Knürr DCM®



Vertiv Knürr DCM



Vertiv Knürr MIR2®



Vertiv™ Knürr® DCM® cable manager, vertical



DCM2018



DCM2019

Description

- **Left and right models (2 cable managers) included in the delivery.**
- Ideal for organizing cabling of jumper cables (copper and fiber optic cables).
- Retrofitting is possible.
- Prepared for full cold/warm partitioning.
- Cable fingers can be easily installed (clipped on).
- Cabling towards the rear through rubber bushings or cutouts.
- **Can be used for recess depths from 145 mm.**

Material / Finish

- Cable duct: Sheet steel, 2.0 mm.
- Final digit of order number .1: powder-coated, RAL 7035 light-grey.
- Final digit of order number .8: powder-coated, RAL 7021 dark-grey.
- Cable fingers: Polyamide (UL 94 V-0), black.

Scope of delivery

- 1 x cable duct, left.
- 1 x cable duct, right.
- 4 x rows with cable fingers.
- 4 x rubber bushings.
- 1 x Mounting kit.

How supplied

- In pairs (cable fingers unassembled).

Remarks

- Only for DCM Rack.

| W _{Rack} | H _{Rack} | U | Recess depth | Cutout size | Order No. | UP |
|-------------------|-------------------|----|----------------------|-------------|---------------------|--------|
| 800 | 2000 | 42 | Starting from 145 mm | 66 x 100 mm | 05.045.102.X | 1 pair |
| 800 | 2200 | 47 | Starting from 145 mm | 66 x 100 mm | 05.045.103.X | 1 pair |



DCM20120



DCM20121

DCM cover panel for vertical cable manager

- **For only 1 cable manager, i. e., 2 kits required for B800 rack.**
- Covers the vertical cable manager.
- Tool-less fastening – clips onto cable finger.
- Can be swiveled on both sides and removed completely.

Material / Finish

- Cover: sheet steel, 2.0 mm.
- Final digit of order number .1: powder-coated, RAL 7035 light-grey.
- Final digit of order number .8: powder-coated, RAL 7021 dark-grey.
- Clip: polyamide (UL 94 V-0), black.


Scope of delivery

- 2 x covers.
- 8 x clips.

How supplied

- In sets (clips pre-assembled).

| W | H | U | Order No. | UP |
|----|------|----|---------------------|-------|
| 55 | 927 | 42 | 05.045.112.X | 1 set |
| 55 | 1038 | 47 | 05.045.113.X | 1 set |



DCM20117

DCM/MIR2® kit for air partitioning for vertical cable manager

- **Suitable for DCM and MIR2 racks.**
- Separates the cold and hot areas within the rack.
- Prevents hot-spots (air recirculation).

Material / Finish

- Bottom plate, cover plate: sheet steel, 1.0 mm.
- Final digit of order number .1: powder-coated, RAL 7035 light-grey.
- Final digit of order number .8: powder-coated, RAL 7021 dark-grey.
- High-density foam: PUR foam (UL94 HF-1).

Scope of delivery

- 1 x bottom plate.
- 6 x covers for cable routing.
- 1 x Foam element, side.
- 1 x Foam element, top.
- 1 x Mounting kit.

How supplied


- In sets.

Remarks

- For DCM and MIR2 Rack.

| W _{Rack} | U | Order No. | UP |
|-------------------|-----------|---------------------|-------|
| 800 | 42 and 47 | 05.045.132.X | 1 set |

Vertiv™ Knürr® MIR2® – Cable Manager, Vertical



Left and right models (2 cable managers) included in the delivery.

- Ideal for organizing cabling of jumper cables (copper and fiber optic cables).
- Retrofitting is possible.
- Prepared for full cold/warm partitioning.
- Cable fingers can be easily installed (clipped on).
- Cabling towards the rear through rubber bushings or cutouts.

Can be used for recess depths from 145 mm.

Material / Finish

- Cable duct: Sheet steel, 2.0 mm.
- Final digit of order number .1: powder-coated, RAL 7035 light-grey.
- Final digit of order number .8: powder-coated, RAL 7021 dark-grey.
- Cable fingers: Polyamide (UL 94 V-0), black.

Standard inclusion

- 1 x cable duct, left.
- 1 x cable duct, right.
- 4 x rows with cable fingers.
- 4 x rubber bushings.
- 1 x Mounting kit.

Delivery

- In pairs (cable fingers unassembled).

Note

- For MIR2 only.

| W Rac | H Rac | D | U | Recess depth | Cutout size | Order No. | Up |
|-------|-------|----|---|----------------------|-------------|---------------------|--------|
| 800 | 2000 | 42 | | Starting from 145 mm | 81 x 100 mm | 05.045.152.x | 1 pair |
| 800 | 2200 | 47 | | Starting from 145 mm | 81 x 100 mm | 05.045.153.x | 1 pair |

Vertiv Knürr MIR2 – Cover Panel for Vertical Cable Manager



For only 1 cable manager, i. e., 2 kits required for B800 rack.

- Covers the vertical cable manager.
- Tool-less fastening – clips onto cable finger.
- Can be swiveled on both sides and removed completely.

Material / Finish

- Cover: sheet steel, 2.0 mm.
- Final digit of order number .1: powder-coated, RAL 7035 light-grey.
- Final digit of order number .8: powder-coated, RAL 7021 dark-grey.
- Clip: polyamide (UL 94 V-0), black.

Standard inclusion

- 2 x covers.
- 8 x clips.

Delivery

- In sets (clips pre-assembled).


Note

- For MIR2 only.

| W | H | D | U | Order No. | Up |
|----|-----|----|---|---------------------|-------|
| 55 | 927 | 42 | | 05.045.114.x | 1 set |
| 55 | 103 | 47 | | 05.045.115.x | 1 set |



DCM2012



DCM2014

MIR2® / DCM® 19" cable manager, horizontal

Description

- 1 U and 2 U models.
- For organized cabling of jumper cables (copper and fiber optic cables).
- Front-mounting on 19" extrusions.
- Cable fingers can be easily installed (clipped on).
- **Can be used for recess depths from 145 mm.**

Scope of delivery

- 1 x cable duct.
- 2 x rows with cable fingers.
- 1 x Mounting kit.


How supplied

- In sets (cable fingers unassembled).


Material / Finish

- Cable duct: sheet steel, 2.0 mm.
- Final digit of order number .1: powder-coated, RAL 7035 light-grey.
- Final digit of order number .8: powder-coated, RAL 7021 dark-grey.
- Cable fingers: polyamide (UL 94 V-0), black.

| W | U | Recess depth | Order No. | UP |
|-----|---|----------------------|---------------------|--------|
| 483 | 1 | Starting from 145 mm | 05.045.120.X | 1 unit |
| 483 | 2 | Starting from 145 mm | 05.045.122.X | 1 unit |



DCM2013



DCM2015

MIR2 / DCM Cover for 19" horizontal cable manager

- Covers the horizontal cable managers.
- Tool-less fastening – clips onto cable finger.
- Can be swiveled on both sides and removed completely.

Material / Finish

- Cover: sheet steel, 2.0 mm.
- Final digit of order number .1: powder-coated, RAL 7035 light-grey.
- Final digit of order number .8: powder-coated, RAL 7021 dark-grey.
- Clip: polyamide (UL 94 V-0), black.

Scope of delivery

- 1 x cover.
- 4 x clips.

How supplied

- In sets (clips pre-assembled).

| W | H | U | Order No. | UP |
|-----|----|---|---------------------|-------|
| 483 | 20 | 1 | 05.045.121.X | 1 set |
| 483 | 65 | 2 | 05.045.123.X | 1 set |



MIR20093



DCM2012

MIR2 / DCM Brush strips for vertical cable manager

- Upgrade kit for vertical cable manager for routing cables toward the rear.
- Inserted in openings in cable duct (1 pair of brushes per opening).

Scope of delivery

- 3 x pairs of brushes (length: 99 mm).

How supplied

- In sets.


| L | for cutouts | Order No. | UP |
|----|-------------|---------------------|-------|
| 99 | 66 x100 mm | 05.045.130.9 | 1 set |

Dimensions in mm:

| | | | |
|------------|-------------------------|------------------------|-------------|
| W = Width | h = Installation height | U = Standard rack unit | kg = Weight |
| H = Height | d = Insertion depth | (1 U = 44.45 mm) | |
| D = Depth | L = Length | UP = Packaging unit | |

Conversion:

| |
|----------------------|
| 1 mm = 0.03937 inch |
| 1 kg = 2.2046 pounds |



DCM20116

DCM® kit for cascading; vertical cable manager

- Separates individual cable groups.
- Tool-less fastening – clips onto cable finger.
- Protects the cables and can be used for labeling.

Material / Finish

- Cascade: sheet steel, 2.0 mm.
- Powder-coated texture, RAL 7021 dark-grey.
- Clip: polyamide (UL 94 V-0), black.

Scope of delivery

- 10 x cascades.
- 20 x clips.

How supplied

- In sets (clips pre-assembled).

| W | H | Order No. | UP |
|----|----|--------------|-------|
| 55 | 10 | 05.045.136.8 | 1 set |



MIR20454

MIR2® kit for cascading; vertical cable manager

- For separating individual cable groups.
- Tool-less fastening – clips onto cable finger.
- Protects the cables and can be used for labeling.

Material / Finish

- Cascade: sheet steel, 2.0 mm. Powder-coated texture, RAL 7021 dark-grey.
- Clip: polyamide (UL 94 V-0), black.

Scope of delivery

- 10 x cascades.
- 20 x clips.

How supplied

- In sets (clips pre-assembled).

| W | H | Order No. | UP |
|----|----|--------------|-------|
| 76 | 10 | 05.045.137.8 | 1 set |



MEC00110

Type 1

19" cable routing board 1 U

- For orderly cable routing.
- Enables safe and secure cable routing of copper and fiberglass cables.

Material / Finish

- Type 1: Front plate, sheet steel, 1.5 mm, powder coated.
- Type 2: Front plate, sheet steel, 1.0 mm, powder coated.

Color

- Final digit of order number .1: RAL 7035, light grey.
- Final digit of order number .8: RAL 7021 dark-grey.

External dimensions

- Cable routing:
- Type 1: 55 x 22 mm, plastic.
- Type 2: 95 x 32 mm, steel.

Scope of delivery

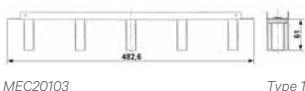
- 1 x 19" front plate.
- 5 x cable routers.

How supplied

- Pre-assembled

Note

Please also order mounting material for front plates.



MEC20103

Type 1



MEC20104

Type 2

| W | U | Jumpering space | Model | Order No. | UP |
|-----|---|-----------------|--------|--------------|--------|
| 483 | 1 | from 80 mm | Type 1 | 05.040.111.X | 1 unit |
| 483 | 1 | from 123 mm | Type 2 | 01.117.144.X | 1 unit |



MEC20041

19" cable routing board, flexible, 1 U

- For orderly cable routing.
- Enables safe and secure cable routing of copper and fiberglass cables.

Material / Finish

- Front plate, sheet steel, 1.5 mm, powder coated.
- Cable routing bracket, round steel, d = 5 mm, zinc-passivated.

Color

- Final digit of order number .1: RAL 7035, light grey.
- Final digit of order number .8: RAL 7021 dark-grey.

External dimensions

- Cable routers (a x b):
- 1 U: 82 x 43 mm.
- 2 U: 102 x 82 mm.

Scope of delivery

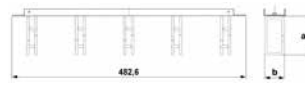
- 1 x front plate.
- 5 x cable routing boards.

How supplied

- Pre-assembled.

Note

Please also order mounting material for front plates.



MEC20102

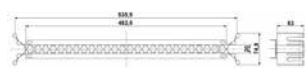


MEC20076

| W | U | Jumpering space | Model | Order No. | UP |
|-----|---|-----------------|--------|--------------|--------|
| 483 | 1 | from 100 mm | Type 1 | 05.040.100.X | 1 unit |
| 483 | 2 | from 120 mm | Type 2 | 05.040.101.X | 1 unit |



MEC20081



MEC20105



MEC20058

Fiber optic cable routing panel 1 U

- For orderly cable routing.
- Enables safe and secure cable routing of fiber optic cables.
- Optionally with cover plates to protect the cables and can be used for labeling.

Material / Finish

- Fiber optic cable routing panel: Sheet steel 1,5mm, powder-coated texture.
- Cover Accessories: Aluminium 2,5mm, powder-coated texture.

Color

- Final digit of order number .1: RAL 7035, light grey.
- Final digit of order number .8: RAL 7021 dark-grey.

Scope of delivery

- 1 x 19" cable routing board.

How supplied

- Single items.

Note

Please also order mounting material for front plates and cover.
Not suitable for rack widths of 600 mm and 700 mm (asymmetrical).

| W | U | Model | Order No. | UP |
|-----|---|---------------------|---------------------|--------|
| 483 | 1 | Cable routing board | 05.040.050.X | 1 unit |
| | | Accessories: cover | 05.040.051.X | 1 unit |



MEC20049

19" cable through

- For organized cable management at the 19" front plate.
- Mounting possible on front plates.
- Cables can be fastened with Velcro.

Material / Finish

- Sheet steel, 1,5 mm, powder-coated texture.

Color

- Final digit of order number .1: RAL 7035, light grey.
- Final digit of order number .8: RAL 7021 dark-grey.

Scope of delivery

- 1 x cable through.

How supplied

- Single items.

Note

Please also order mounting material for front plates and Velcro rolls.

| W | D | U | Order No. | UP |
|-----|-----|---|---------------------|--------|
| 483 | 100 | 1 | 05.040.055.X | 1 unit |



MEC20224

Cable trough

- For orderly cable management in the MIR2 and DCM racks.
- Cables secured with Velcro strips or cable ties.
- 9 mm slit width for securing various parts to caged nuts.

Material / Finish

- Sheet steel, 1,5 mm, zinc passivated, powder-coated.

Color

- Final digit of order number .1: RAL 7035 light grey.
- Final digit of order number .8: RAL 7021, dark-grey.

Scope of delivery

- 1 x cable trough.
- 1 x Mounting kit.

How supplied

- In sets.

Note

If required, please also order Velcro rolls.



MEC20067

| H | w | Model | Order No. | UP |
|------|-----|------------------------|---------------------|-------|
| 2000 | 100 | For MIR2 and DCM racks | 05.040.251.X | 1 set |
| 2200 | 100 | For MIR2 and DCM racks | 05.040.252.X | 1 set |
| 2000 | 150 | For MIR2 and DCM racks | 05.040.254.X | 1 set |
| 2200 | 150 | For MIR2 and DCM racks | 05.040.255.X | 1 set |
| 2000 | 200 | For MIR2 and DCM racks | 05.040.257.X | 1 set |
| 2200 | 200 | For MIR2 and DCM racks | 05.040.258.X | 1 set |



MEC00114

Cable clamping bar

- Clips onto the C extrusion rail.

Material

- Polyamide, black.

Scope of delivery

- 1 set of 10 cable clamping bars.

How supplied

- In sets.

| Order No. | UP |
|---------------------|----------|
| 01.130.869.9 | 10 units |

| Dimensions in mm: | | | | Conversion: | |
|-------------------|-------------------------|------------------------|-------------|----------------------|--|
| W = Width | h = Installation height | U = Standard rack unit | kg = Weight | 1 mm = 0.03937 inch | |
| H = Height | d = Insertion depth | (1 U = 44.45 mm) | | 1 kg = 2.2046 pounds | |
| D = Depth | L = Length | UP = Packaging unit | | | |



MIR00096

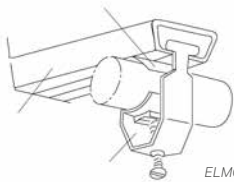
U clamp

- Reduces cabling strain and permits individual routing of cables and lines.
- Clamping range, 8–64 mm.

- **Material**
 - Steel / plastic.


- **Scope of delivery**
 - 25 x U clamps.
 - 25 x clamping saddles.

- **How supplied**
 - In sets.



ELM00086

| Clamping range | Order No. | UP |
|----------------|--------------|--------|
| 8–12 mm | 05.040.150.9 | 1 unit |
| 12–16 mm | 05.040.151.9 | 1 unit |
| 16–22 mm | 05.040.152.9 | 1 unit |
| 22–28 mm | 05.040.154.9 | 1 unit |
| 34–40 mm | 05.040.155.9 | 1 unit |
| 46–52 mm | 05.040.157.9 | 1 unit |



MEC20051

M5 threaded plate


- Used with C extrusion rails.

- **Material / Finish**
 - Flat rolled steel, 4,0 mm, zinc passivated.

- **Scope of delivery**
 - 20 x threaded plates.


- **How supplied**
 - In sets.

| Order No. | UP |
|--------------|-------|
| 05.040.077.9 | 1 set |



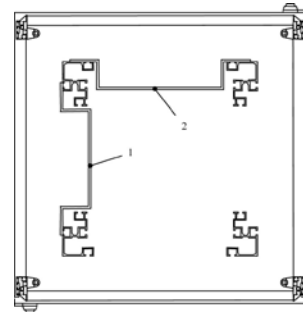
MEC20136

Type 1



MEC20120

Type 1



MIR00094

Assembly crossbar

- Cable management with Velcro strips.
- Universal mounting option for installation accessories, socket strips, telecommunication installation units, mounting panels, etc.
- For side and cross installation.

- **Material / Finish**
 - Sheet steel 1,5 mm, powder-coated texture.

- **Color**
 - Final digit of order number .1: RAL 7035 light-grey.
 - Final digit of order number .8: RAL 7021 dark-grey.

- **Scope of delivery**
 - 1 x assembly crossbar.

- **How supplied**
 - Single items.

- **Note**
 - Please also order the appropriate mounting material.

| W/d | U | w1 | w2 | X | Type | Model | Order No. | UP |
|-----|---|-----|-------|------|------|------------------------------|--------------|--------|
| 19" | 1 | 482 | 442,6 | 81,5 | 1 | Pos. 2: MIR2 / DCM / Smaract | 05.040.018.X | 1 unit |



MEC20042

Cable through between the racks

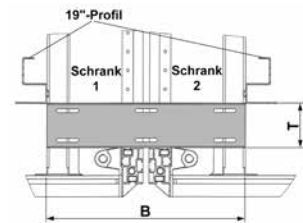
- For orderly cable routing between linked racks, adjacent racks.
- Velcro strips can be used for fastening.

- **Material / Finish**
 - Sheet steel, 1,5 mm.
 - Powder-coated texture, RAL 7035 light-grey.

- **Scope of delivery**
 - 1 x cable through.
 - 1 x Mounting kit.

- **How supplied**
 - In sets.

- **Note**
 - Please also order Velcro rolls.



MEC20119

| W | D | Order No. | UP |
|-----|----|--------------|--------|
| 265 | 60 | 05.040.058.1 | 1 unit |



MEC20047

FOC 19" excess cable drawer, 1 U

- For storing excess fiber optic cable.
- Pull-out.
- Cables can be fastened with Velcro.

- **Material / Finish**
 - Sheet steel, 1.5 mm.

- **Color**
 - Final digit of order number .1: RAL 7035 light-grey.
 - Final digit of order number .8: RAL 7021 dark-grey.

- **Scope of delivery**
 - 1 x unit.
 - 1 x drawer.

- **How supplied**
 - In sets.

- **Note**
 - Please also order mounting material for front plates and Velcro rolls.



MEC20099

| W | H | D | Order No. | UP |
|-----|----|-----|--------------|-------|
| 483 | 44 | 350 | 05.040.047.X | 1 set |



MEC20044

Excess fiber optic cable storage

- For orderly cable routing of Fiber optic cables in Miracel rack (from B 800 mm).
- For storing excess cable.

- **Material / Finish**
 - Base plate: powder-coated texture.
 - Cable routing head: polyamide, black.

- **Color**
 - Final digit of order number .1: RAL 7035 light-grey.
 - Final digit of order number .8: RAL 7021 dark-grey.

- **Scope of delivery**
 - 1 x base plate.
 - 1 x cable routing head.
 - 1 x Mounting kit.

- **How supplied**
 - In sets.



MEC20146

| U | Order No. | UP |
|---|--------------|-------|
| 2 | 05.040.041.X | 1 set |



MEC20038

Universal cable routing bracket

- Used for extrusion distance (from front) 123 mm and 73 mm.
- For organized cable management.
- Open version, no threading.
- Mounting on the external side of the 19" extrusion.
- Any installation position selectable.

- **Material**
 - Round steel, d = 6 mm.

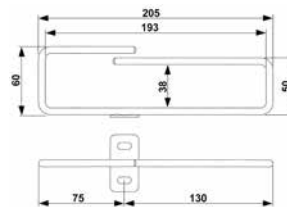
- **Finish**
 - Zinc-passivated.

- **Scope of delivery**
 - 4 x cable routing brackets.
 - 1 x Mounting kit.

- **How supplied**
 - In sets.



MEC20072



MEC20106

| W _{Rack} | For rack type | Order No. | UP |
|-------------------|---------------|--------------|-------|
| from 800 | MIR2 / DCM | 05.040.220.9 | 4 Stk |



MEC20039

Square cable routing bracket

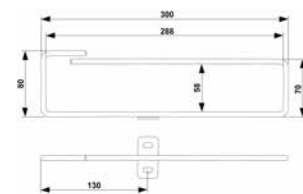
- For orderly cable management.
- Open version, no threading.
- Mounted on the external side of the 19" extrusion.
- Any installation position selectable.
- For high cable density.

- **Material**
 - Round steel, d = 6 mm.

- **Finish**
 - Zinc-passivated.

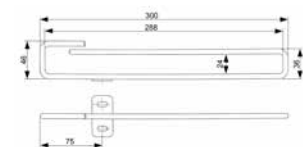
- **Scope of delivery**
 - 4 x square cable routing brackets.
 - 1 x Mounting kit.

- **How supplied**
 - In sets.



MEC20107


Type 1



MEC20116

Type 2

| W _{Rack} | Type | For rack type | Order No. | UP |
|-------------------|--------|---------------|--------------|---------|
| from 800 | Type 1 | MIR2 / DCM | 05.040.221.9 | 4 units |
| from 700 | Type 2 | MIR2 / DCM | 05.040.222.9 | 4 units |
| 600 | Type 2 | Smaract | 05.040.222.9 | 4 units |



MEC20035

MIR2/DCM Cable routing bracket, flexible

- Enables flexible and organized cable routing.
- Can be easily installed in various positions within the rack.
- Open version, no threading.

Material
- Round steel, d = 5 mm.

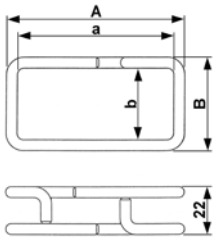
Finish
- Zinc-passivated.

Scope of delivery
- 10 x cable routing brackets.
- 1 x Mounting kit.

How supplied
- In sets.



MEC20065



MEC20108

| A | a | W | w | Model | Order No. | UP |
|-----|-----|----|----|-------|--------------|----------|
| 82 | 72 | 43 | 33 | Fig.1 | 05.040.231.9 | 10 units |
| 222 | 212 | 30 | 20 | Fig.3 | 05.040.232.9 | 10 units |
| 102 | 92 | 82 | 72 | Fig.2 | 05.040.233.9 | 10 units |



ELM00117

Square cable routing bracket

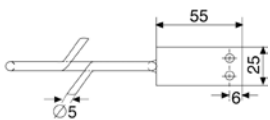
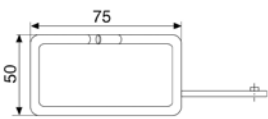
- For organized cable management.
- Open version, no threading.
- Mounted on the external lateral T-slot of the 19" extrusion.
- Any installation position selectable.

Material
- Round steel, d = 5 mm.

Finish
- Zinc-passivated.

Scope of delivery
- 4 x cable routing brackets.
- 1 x Mounting kit.

How supplied
- In sets.



ELM00106

| For rack type | Order No. | UP |
|---------------|--------------|---------|
| DoubleProRack | 05.040.226.9 | 4 units |



MIR00564

Cable routing bracket

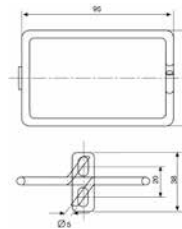
- For organized cable management.
- Open version, no threading.

Material/Oberfläche
- Round steel, d = 5 mm.

Finish
- Zinc-passivated.

Scope of delivery
- 4 x cable routing brackets.
- 1 x Mounting kit.

How supplied
- In sets.



MEC00122

| Model | For rack type | Order No. | UP |
|---------|---------------|--------------|---------|
| 95 x 60 | MIR2 / DCM | 05.040.225.9 | 4 units |



ELM00028

Section support bracket

- Ideal for vertical routing and reducing cabling strain.
- Open version, no threading.
- Mounted on the external lateral T-slot of the 19" extrusion.
- Any installation position selectable.
- From rack width 600 mm.

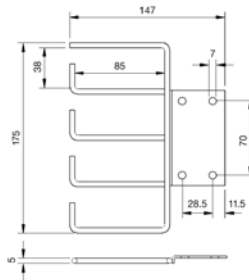
Material / Finish
- Round steel, d = 5 mm, zinc-passivated.

Scope of delivery
- 2 x section support brackets.

How supplied
- In sets.

Note
Please also order the appropriate mounting material.

Z56-1/FH



ELM00029

| Model | Order No. | UP |
|----------------------------|--------------|---------|
| MIR2 / DCM / Smaract / DPR | 01.117.033.7 | 2 units |

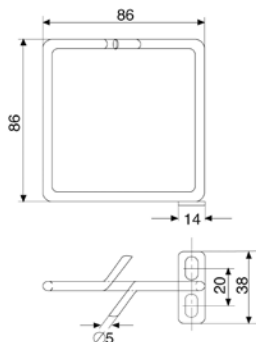
| Dimensions in mm: | | | | Conversion: |
|-------------------|-------------------------|------------------------|-------------|----------------------|
| W = Width | h = Installation height | U = Standard rack unit | kg = Weight | 1 mm = 0.03937 inch |
| H = Height | d = Insertion depth | (1 U = 44.45 mm) | | 1 kg = 2.2046 pounds |
| D = Depth | L = Length | UP = Packaging unit | | |



MIR00183

Cable routing bracket, square

- For organized cable management.
- Open version, no threading.
- Mounted on the external lateral T-slot of the 19" extrusion.
- Any installation position selectable.
- From rack width 800 mm.



ELM00057

■ Finish

- Zinc-passivated, Zn 10c, white.

■ Scope of delivery

- 4 x vertical cable routing brackets.
- 1 x Mounting kit.

■ How supplied

- In sets.

| W _{Rack} | Model | For rack type | Order No. | UP |
|-------------------|---------|-----------------|--------------|---------|
| from 800 | 86 x 86 | Miracel 2 / DCM | 05.040.224.9 | 4 units |



ELM20008

Cable routing ring

- For organized cable management.
- Open version, no threading.
- Secured on the T-slots of the vertical extrusions.
- Any installation position selectable.

■ Material / Finish

- PA 6, GF 15, black, UL 94-HB.

■ Scope of delivery

- 5 x cable routing rings.
- 1 x Mounting kit.

■ How supplied

- In sets.



ELM20007

| Model | For rack type | Order No. | UP |
|-------------|----------------------|--------------|---------|
| 54 x 118 mm | MIR2 / DCM / Smaract | 01.312.207.9 | 5 units |



MEC20185

Quick-Strip ties for T-slot Tool-less mounting

- Quick tool-less securing.
- For bundling cables.
- Can be unfastened and reused.
- For organized cable management.
- Can be fitted into T-slots in any position.

■ Material

- Polyethylene and nylon.
- F.R.T., UL-94 HB.

■ Color

- Black.

■ Scope of delivery

- 10 x Quick-Strip Velcro ties.

■ How supplied

- In sets.



MEC20186

| For rack type | Order No. | UP |
|---------------|--------------|-------|
| MIR2 / DCM | 00.218.506.0 | 1 set |



MEC20187

Quick-Clamp plastic cable routing bracket for T-slot mounting without tools

- Quick tool-less securing.
- For organized cable management.
- Open version, no threading.
- Secures T-slots in any position.

■ Material

- Nylon.
- F.R.T., UL-94 HB.

■ Color

- Black.

■ Scope of delivery

- 10 x plastic cable routing brackets.

■ How supplied


- In sets.



MEC20188

| For rack type | Order No. | UP |
|---------------|--------------|-------|
| MIR2 / DCM | 00.218.505.0 | 1 set |

| Dimensions in mm: | | | | Conversion: | |
|-------------------|-------------------------|------------------------|-------------|----------------------|--|
| W = Width | h = Installation height | U = Standard rack unit | kg = Weight | 1 mm = 0.03937 inch | |
| H = Height | d = Insertion depth | (1 U = 44.45 mm) | | 1 kg = 2.2046 pounds | |
| D = Depth | L = Length | UP = Packaging unit | | | |



ELM00004

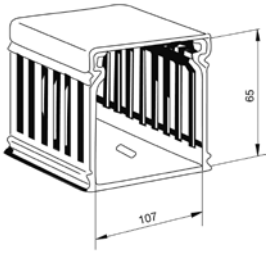
Cable duct

- Ideal for organized and covered cable management of jumper cables.

Material
- Hard PVC.

Finish
- Stone-grey RAL 7030.

Scope of delivery
- 1 x cable duct with cover.
- 1 x Mounting kit.



ELM00052

| L | Order No. | UP |
|------|--------------|--------|
| 2000 | 01.117.098.3 | 1 unit |



MEC20158

Cable routing ring

- For organized cable management.
- Dimensions:
Exterior 61 mm x 42.5 mm.
Interior 52 mm x 23 mm.

Material / Finish
- Cable support: PPO, similar to RAL 7035 light-grey.
- Soft rubber extrusion: EPDM, similar to RAL 7021 dark-grey.

Scope of delivery
- 10 x cable routers

How supplied
- In sets.

Note
Please also order the appropriate mounting material.

| Model | Order No. | UP |
|----------|--------------|----------|
| Screw-on | 05.040.113.9 | 10 units |



MEC20048

Velcro rolls (by the meter)

- For strain-free fastening and bundling of Cu and fiber optic cables.
- Velcro rolls can be cut to any required length.

Material / Color
- Black, One-Wrap fastener.
- F.R.T., UL 94-V2.
- Blue: One-Wrap fastener.

Scope of delivery
- 1 meter or 25 meter Velcro rolls.

How supplied
Sold by the meter.



MEC20147

| W | L | Model | Order No. | UP |
|----|-------|-------|--------------|-----------|
| 16 | 1000 | Black | 05.040.060.9 | 1 meter |
| 16 | 1000 | Blue | 05.040.061.9 | 1 meter |
| 16 | 25000 | Black | 05.040.065.9 | 25 meters |
| 16 | 25000 | Blue | 05.040.066.9 | 25 meters |



ELM00049

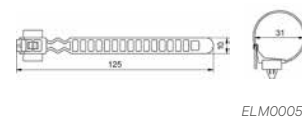
Cable band clip

- For organized cable management.
- For securing harnesses and cables with large cross sections.
- Quick and easy mounting.
- Clips into T-slots in any position.
- Includes releasable clip.

Material
- PA 6.6, black, UL 94-V0.


Scope of delivery
- 20 units.

How supplied
- In sets.



ELM00050

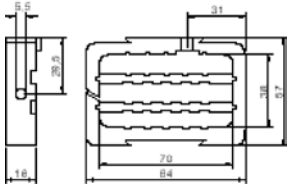
| Order No. | UP |
|--------------|----------|
| 01.240.548.9 | 20 units |



MEC20048

Cable clamping frame

- For organized cable management.
- Open version, no threading.
- Cross-section for cable routing, variable with removable routing ribs.
- Can be expanded by adding on further cable clamping frames.
- Mounting options: lengthwise or across the width.



MEC20147

Material

- Polypropylene, black.

Scope of delivery

- 1 x cable clamping frame.
- 1 x Mounting kit.

How supplied

- In sets.

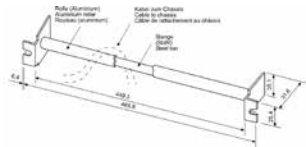
| Order No. | UP |
|--------------|--------|
| 01.113.153.9 | 1 unit |



TEL00034

Cable support bar

- For 19" racks and enclosures.
- Reduces the cable load on slot-in.
- Orders cabling.
- Prevents cable-slack.



TEL00051

Material

- Sheet steel, 1.5 mm.

Scope of delivery

- 1 x cable support bar.

| Order No. | UP |
|--------------|--------|
| 05.043.327.9 | 1 unit |

Dimensions in mm:

| | | | |
|------------|---|------------------------|-------------|
| W = Width | h = Installation height | U = Standard rack unit | kg = Weight |
| H = Height | d = Insertion depth (1 U = 44.45 mm) | | |
| D = Depth | L = Length | UP = Packaging unit | |

Conversion:

| |
|----------------------|
| 1 mm = 0.03937 inch |
| 1 kg = 2.2046 pounds |

Vertiv™ Knürr® Fan Units

Features

CoolBlast®

- Modular construction for varying heat loads; different designs available.
- Top-mounting fan and 19-fan unit available.
- Special protection grid keeps pressure losses to a minimum and reduces noise levels.
- Energy-efficient speed-controlled design also available.

Silent top-mounting fan

- Minimal noise level for use in office environment.
- Provides forced rack cooling.

Filter fan

- Protection class IP54.
- Filter can be replaced quickly and easily.
- Can be used to draw or push air.

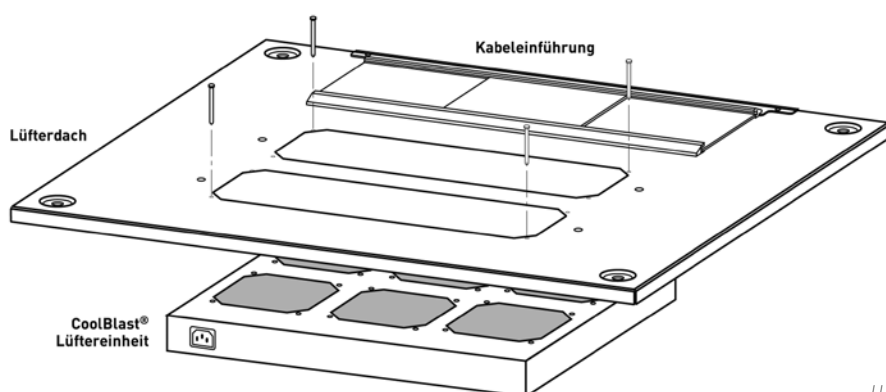
The ever-increasing power losses of electronic modules make for high demands on effective cooling. Large air-flow volumes ensure secured heat dissipation. The packing density of the electronic equipment in racks and enclosures is also increasing.

The sharp rise in the price of electricity has resulted in energy efficiency gaining importance and environmental concerns increasingly become a prominent decision-making factor. Consequently, the use of speed-controlled fan units is rising. The additional costs generally prove to be a worthwhile investment.



Vertiv™ Knürr® CoolBlast® Fan Unit for Cover Panel Installation Unregulated and thermostat-controlled

- Provides powerful rack cooling.
 - Suitable for retrofitting in cover panel of MIR2 / DCM rack.
 - DC versions and 115 VAC versions upon request (see Vertiv Knürr CoolBlast® fan inserts).
 - Thermostat-controlled model: Fan function (ON/OFF) thermostat-controlled; setting range from 0° to + 60° C.
- **Scope of delivery**
 - 1 x CoolBlast fan unit.
 - 1 x mains cable, 3 m with safety plug (230 VAC).
 - 1 x Mounting kit.
 - 1 x Operating instructions.
 - **How supplied**
 - Assembled, wired and tested.
 - **Note**
 - Please also order corresponding mains cable.
- **Material**
 - Enclosure: sheet steel, high-grade steel grid.
 - **Finish**
 - Zinc-passivated.
 - **Compliance**
 - CE marking compliant with Low Voltage Directive 73/23/EEC; EMC directive 89/366/EEC



LUF20203



LUF20205



LUF20124

LUF20175

| Name | Model | Electrical connection | P(W) | V' (m³/h) | ΔP(Pa) | p(dB(A)) | Order No. | UP |
|-------------------------|------------|------------------------|------|-----------|--------|----------|---------------------|--------|
| CoolBlastT 230V 3-piece | | 207..253 VAC; 50/60 Hz | 45 | 495 | 74 | 45.2 | 03.027.301.1 | 1 unit |
| CoolBlastT 230V 6-piece | | 207..253 VAC; 50/60 Hz | 90 | 990 | 74 | 48.8 | 03.027.302.1 | 1 unit |
| CoolBlastT 230V 2-piece | Thermostat | 207..253 VAC; 50/60 Hz | 30 | 330 | 74 | 43.4 | 03.027.310.1 | 1 unit |
| CoolBlastT 230V 3-piece | Thermostat | 207..253 VAC; 50/60 Hz | 45 | 495 | 74 | 45.2 | 03.027.311.1 | 1 unit |
| CoolBlastT 230V 6-piece | Thermostat | 207..253 VAC; 50/60 Hz | 90 | 990 | 74 | 48.8 | 03.027.312.1 | 1 unit |



LUF20160



LUF20161



LUF20124

Vertiv™ Knürr® CoolBlast® Fan Unit for Cover Panel Installation speed-controlled

- Provides powerful rack cooling.
- Suitable for retrofitting in top cover of MIR2 / DCM rack.
- DC version upon request (see CoolBlast fan inserts).
- Settable reference temperature (20° to 55° C).
- Speed control, 30 to 100 %, if sensor fails, 100 % rotation.
- Individual fan monitoring.
- Potential-free common alarm output for excess temperature and fan failure.
- Visual status display for O.K., excess temperature and fan failure.
- Acoustic warning inclusive reset button.

Material

- Enclosure: sheet steel, high-grade steel grid.

Finish

- Zinc-passivated front cover plate, powder-coated, smooth in RAL 7035 light-grey.

Compliance

- CE marking compliant with Low Voltage Directive 73/23/EEC; EMC directive 89/366/EEC.

Scope of delivery

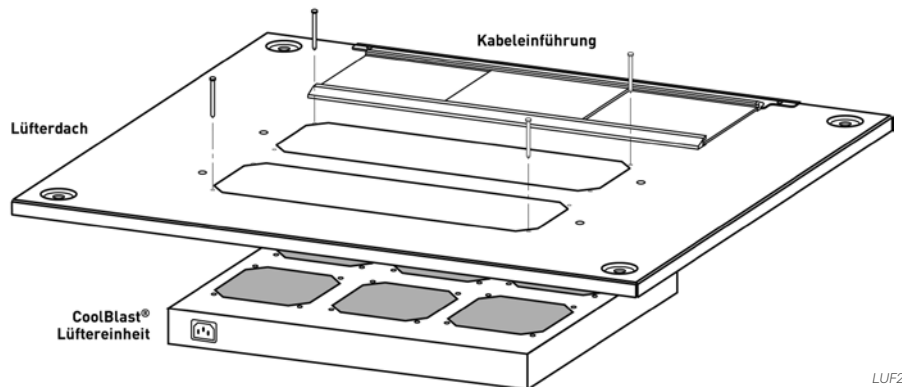
- 1 x CoolBlast fan unit.
- 1 x sensor cable, 2 m (plug-in).
- 1 x signal cable, 2 m (plug-in).
- 1 x mains cable, 3 m with safety plug (230 VAC).
- 1 x Mounting kit.
- 1 x Operating instructions.

How supplied

- Assembled, wired and tested.

Note

- Please also order specific mains cable.



LUF20175

| Name | Model | Electrical connection | P(W) | V' (m³/h) | ΔP(Pa) | p(dB(A)) | Order No. | UP |
|-------------------------|--------------|------------------------|------|-----------|--------|----------|---------------------|--------|
| CoolBlastT 230V 3-piece | Regulated SP | 100..253 VAC; 50/60 Hz | 25 | 553 | 68 | 49.6 | 03.027.321.1 | 1 unit |
| CoolBlastT 230V 6-piece | Regulated SP | 100..253 VAC; 50/60 Hz | 48 | 1106 | 68 | 53.3 | 03.027.322.1 | 1 unit |
| CoolBlastT 230V 3-piece | Regulated HP | 100..253 VAC; 50/60 Hz | 32 | 711 | 173 | 55.8 | 03.027.324.1 | 1 unit |
| CoolBlastT 230V 6-piece | Regulated HP | 100..253 VAC; 50/60 Hz | 62 | 1422 | 173 | 59.1 | 03.027.325.1 | 1 unit |

Dimensions in mm:

| | | | | |
|-----------------------------|--|------------------------|-------------|----------------------|
| W = Width | h = Installation height | U = Standard rack unit | kg = Weight | Conversion: |
| H = Height | d = Usable depth | (1 U = 44.45 mm) | | 1 mm = 0.03937 inch |
| D = Depth | L = Length | UP = Packaging unit | | 1 kg = 2.2046 pounds |
| SP = Standard Performance | V' = Air-flow volume (m³/h) | | | |
| HP = High Performance | ΔV' = Air-flow volume loss (%) | | | |
| UP = Ultra High Performance | ΔP = Pressure increase (Pa) | | | |
| n = Number of fans | I nom = Nominal current (A) | | | |
| W = Power consumption | I max = Residual current (A) | | | |
| V = Voltage | p = Sound pressure (dB(A)) | | | |
| (400V = 3-phase) | distance from the rack 1 m (600 mm x 600 mm; raised cover) | | | |



LUF20125



LUF20139

19" Vertiv™ Knürr® CoolBlast® Fan Unit Unregulated and thermostat-controlled

- Fan unit for vertical ventilation of modules in 19" racks.
- Chassis rails are recommended for mounting. Chassis rails are required with 6-piece CoolBlast (use chassis runner, adjustable depth).
- Thermostat-controlled model:
Fan function (ON/OFF) thermostat-controlled; setting range from 0° to + 60° C.

Material

- Sheet steel, high-grade steel grid.

Finish / Color

- Enclosure zinc-passivated.
- Front cover plate, powder-coated, smooth in RAL 7035 light-grey.

How supplied

- Assembled, wired and tested.

Compliance

- CE marking compliant with Low Voltage Directive 73/23/EEC; EMC directive 89/366/EEC.

Scope of delivery

- 1 x CoolBlast fan unit, packed with operating instructions.
- 1 x connection cable, 2 m; Euro power plugs and sockets.

Note

- Please also order specific mains cable.

| Name | W | H | D | kg | n | Electrical connection | P(W) | V' (m³/h) | ΔP(Pa) | p(dB(A)) | Order No. |
|------------------------------------|-----|------|-----|-----|---|-----------------------------|------|-----------|--------|----------|---------------------|
| CoolBlast 230V 3-piece, thermostat | 440 | 43,6 | 230 | 3 | 3 | 207 ... 253VAC; 50/60Hz | 45 | 495 | 74 | 45,2 | 03.027.011.1 |
| CoolBlast 230V 6-piece, thermostat | 440 | 43,6 | 390 | 6 | 6 | 207 ... 253VAC; 50/60Hz | 90 | 990 | 74 | 48,8 | 03.027.012.1 |
| CoolBlast 115V 3-piece, thermostat | 440 | 43,6 | 230 | 3 | 3 | 103,5 ... 126,5VAC; 50/60Hz | 44 | 576 | 88 | 47,3 | 03.027.014.1 |
| CoolBlast 115V 6-piece, thermostat | 440 | 43,6 | 390 | 6 | 6 | 103,5 ... 126,5VAC; 50/60Hz | 88 | 1152 | 88 | 50,8 | 03.027.015.1 |
| CoolBlast 24V 3-piece SP | 440 | 43,6 | 230 | 2,5 | 3 | 12...27 VDC | 23 | 553 | 68 | 49,6 | 03.027.031.1 |
| CoolBlast 24V 6-piece SP | 440 | 43,6 | 390 | 5 | 6 | 12...27 VDC | 46 | 1106 | 68 | 53,3 | 03.027.032.1 |

Technical data for Axial Single Fan

| | Vertiv Knürr CoolBlast® | Vertiv Knürr CoolBlast | Vertiv Knürr CoolBlast | Vertiv Knürr CoolBlast | Vertiv Knürr CoolBlast |
|---------------------------------|--|--|------------------------------|--|------------------------------|
| Item number | 01914.0709 | 01914.0759 | 01914.0509 | 01914.0519 | 01914.0519-2 |
| Dim: L x W x H | 119 x 119 x 38 | 119 x 119 x 38 | 119 x 119 x 38 | 119 x 119 x 38 | 119 x 119 x 38 |
| Max. volume flow, free blowing: | 184.2 m³/h | 237 m³/h | 192 m³/h | 165 m³/h | 120 m³/h |
| Voltage | 24 VDC | 24 VDC | 115 VAC | 230 VAC | 230 VAC |
| Frequency | | | 50 Hz | 50 Hz | 50 Hz |
| Power consumption | 7.4 W | 11 W | 14.5 W | 15 W | 7.5 W |
| Noise, free blowing | 43 dB(A) | 59 dB(A) | 41 dB(A) | 38 dB(A) | 32 dB(A) |
| Bearing system | Ball bearing | Ball bearing | Ball bearing | Ball bearing | Ball bearing |
| Nominal speed | 2950 min-1 | 4400 min-1 | 2900 min-1 | 2600 min-1 | 2100 min-1 |
| Permitted ambient temp. | -10 °C to + 70 °C | -30 °C to + 55 °C | -40 °C to + 60 °C | -40 °C to + 60 °C | -40 °C to + 70 °C |
| Service life, L10 at 40°C | 75,000 h | 70,000 h | 43,500 h | 43,500 h | 43,500 h |
| Compliance | CE, VDE | CE, VDE | CE, VDE | CE, VDE | CE, VDE |
| Use in fan unit: | 03.027.021.1 03.027.022.1 03.027.051.1 03.027.052.1 03.027.321.1 03.027.322.1 | 03.027.024.1 03.027.025.1 03.027.054.1 03.027.055.1 03.027.324.1 03.027.325.1 | 03.027.014.1 03.027.015.1 | 03.027.011.1 03.027.012.1 03.027.301.1 03.027.302.1 03.027.310.1 03.027.311.1 03.027.312.1 02.111.180.9 05.010.306.1 01.24.3428.1 03.028.110.8 | 02.111.181.9 05.010.307.1 |



LUF20128



LUF20140



LUF20054

19" Vertiv™ Knürr® CoolBlast® Fan Unit Speed-controlled

- Fan unit for vertical ventilation of modules in 19" racks.
- Reference temperature can be set (20°C to 55°C).
- Speed control, 30 to 100%; if sensor fails, 100% rotation.
- Individual fan monitoring.
- Potential-free alarm output for excess temperature alarm and fan failure.
- Visual status display for O.K., excess temperature and fan failure.
- Acoustic alarm can be switched off with switch.
- Chassis rails are recommended for mounting. Chassis rails are required with 6-piece CoolBlast (use chassis runner, adjustable depth).

Material

- Sheet steel, high-grade steel grid.

Finish / Color

- Enclosure zinc-passivated.
- Front cover plate, powder-coated, smooth in RAL 7035 light-grey.

Compliance

- CE marking compliant with Low Voltage Directive 73/23/EEC; EMC directive 89/366/EEC.

Scope of delivery

- 1 x CoolBlast fan unit, packed with operating instructions.
- 1 x sensor cable, 2 m (plug-in).
- 1 x signal cable, 2 m (plug-in).

Only with DC devices:

- 1 x connection cable, 2 m with connector plug and free ends.

Only with AC devices:

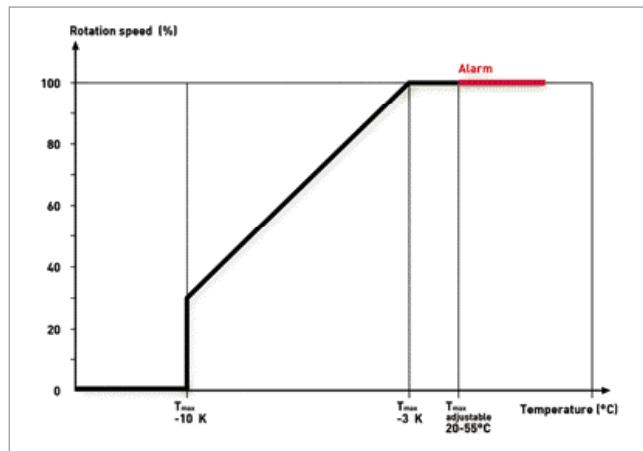
- 1 x connection cable, 2 m; Euro power plugs and sockets.

How supplied

- Assembled, wired and tested.

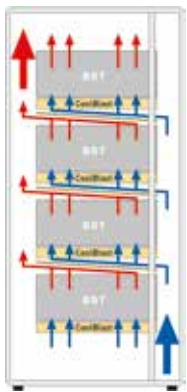
Note

Further project-specific characteristics can be realized in line with standards.



LUF20179

| Name | W | H | D | kg | n | Electrical connection | P(W) | V' (m³/h) | ΔP(Pa) | p(dB(A)) | Order No. |
|--|-----|-----|-----|-----|---|------------------------|------|-----------|--------|----------|--------------|
| CoolBlast 115/230V, 3-piece, controlled SP | 440 | 436 | 230 | 3.2 | 3 | 100 to 253VAC; 50/60Hz | 25 | 553 | 68 | 496 | 03.027.021.1 |
| CoolBlast 115/230V, 6-piece, controlled SP | 440 | 436 | 390 | 6.2 | 6 | 100 to 253VAC; 50/60Hz | 48 | 1106 | 68 | 533 | 03.027.022.1 |
| CoolBlast 115/230V, 3-piece, controlled HP | 440 | 436 | 230 | 3.2 | 3 | 100 to 253VAC; 50/60Hz | 32 | 711 | 173 | 55.8 | 03.027.024.1 |
| CoolBlast 115/230V, 6-piece, controlled HP | 440 | 436 | 390 | 6.2 | 6 | 100 to 253VAC; 50/60Hz | 62 | 1422 | 173 | 591 | 03.027.025.1 |
| CoolBlast 24/48V, 3-piece, controlled SP | 440 | 436 | 230 | 3.1 | 3 | 20 to 60VDC | 25 | 553 | 68 | 496 | 03.027.051.1 |
| CoolBlast 24/48V, 6-piece, controlled SP | 440 | 436 | 390 | 6.1 | 6 | 20 to 60VDC | 48 | 1106 | 68 | 533 | 03.027.052.1 |
| CoolBlast 24/48V, 3-piece, controlled HP | 440 | 436 | 230 | 3.1 | 3 | 20 to 60VDC | 32 | 711 | 173 | 55.8 | 03.027.054.1 |
| CoolBlast 24/48V, 6-piece, controlled HP | 440 | 436 | 390 | 6.1 | 6 | 20 to 60VDC | 62 | 1422 | 173 | 591 | 03.027.055.1 |



LUF20156

Vertiv™ Knürr® CoolBlast® – Air-flow Routing via Front Intake, 1 U

- The "front-intake unit" for the Vertiv™ Knürr® CoolBlast® fan delivers targeted cooling for module supports arranged on top of each other (heat sources).
- For Knürr CoolBlast slot-in unit 3- and 6 piece for front intake.
- Used as cooling baffle.
- Can be supplemented with front plate and filter mat.

Material

- Sheet steel.

Finish / Color

- Powder-coated texture, RAL 7035.
- Light-grey.

Scope of delivery

- 1 x air-flow guide.

How supplied

- Single items.




LUF20131



LUF20142

| H | D | Model | Order No. | UP |
|-----|-----|-------------|---------------------|--------|
| 436 | 230 | For 3-piece | 03.027.094.1 | 1 unit |
| 436 | 390 | For 6-piece | 03.027.095.1 | 1 unit |



LUF02025

19" Filter Unit, 1 U

- Suitable for use with CoolBlast slot-in unit.
- Adjusted to the respective recess depth.

Material

- Enclosure: sheet steel.
- Front cover plate: ABS (UL94 V-0).
- Handle: extruded aluminum.
- Filter: Viledon P 15/150.

Filter class

- G2.

Finish / Color

- Enclosure: powder-coated texture, RAL 9011 dark-grey.
- Front cover plate: RAL 7035, light-grey.
- Handle: powder-coated texture, RAL 5008 grey-blue.

Scope of delivery

- 1 x filter insert.
- 1 x filter.

How supplied

- Single items.

| H | D | kg | Order No. | UP |
|-----|-----|-----|---------------------|--------|
| 436 | 282 | 2.0 | 03.025.250.1 | 1 unit |
| 436 | 660 | 4.0 | 03.025.253.1 | 1 unit |



LUF20136

Vertiv Knürr CoolBlast Front Plate

- For use with air-flow guide for front intake.
- Can be retrofitted.

Material

- Sheet steel.

Finish / Color

- Powder-coated, RAL 7035.
- Light-grey, smooth.

Scope of delivery

- 1 x front plate.

How supplied

- Single items.

| H | Order No. | UP |
|-----|---------------------|--------|
| 436 | 03.027.097.1 | 1 unit |

| Dimensions in mm: | | | | Conversion: |
|-----------------------------|--|------------------------|-------------|----------------------|
| W = Width | h = Installation height | U = Standard rack unit | kg = Weight | 1 mm = 0.03937 inch |
| H = Height | d = Usable depth | (1 U = 44.45 mm) | | 1 kg = 2.2046 pounds |
| D = Depth | L = Length | UP = Packaging unit | | |
| SP = Standard Performance | V' = Air-flow volume (m ³ /h) | | | |
| HP = High Performance | ΔV' = Air-flow volume loss (%) | | | |
| UP = Ultra High Performance | ΔP = Pressure increase (Pa) | | | |
| n = Number of fans | I _{nom} = Nominal current (A) | | | |
| W = Power consumption | I _{max} = Residual current (A) | | | |
| V = Voltage | p = Sound pressure (dB(A)) | | | |
| (400V = 3-phase) | distance from the rack 1 m (600 mm x 600 mm; raised cover) | | | |



LUF20121



LUF20168

CoolBlast® Dust/Particle Protection Solution 1: Filter Mat

- Used with CoolBlast® fan top cover.
- Simple filter cover preventing the ingress of dust when the fan stops (regulated or thermostat-controlled version available).
- For all top-cover sizes; filter and adhesive tape can be cut to the required length.

- **Material**
 - Fyledon (filter class G2)
- **Scope of delivery**
 - 1 x filter.
 - 1 x Adhesive tape.
- **How supplied**
 - In sets.

| Model | Order No. | UP |
|-------------------------------|--------------|-------|
| For 2, 3 and 6-piece fan unit | 01.149.101.9 | 1 set |



LUF20135

Vertiv Knürr CoolBlast Filter for Front Intake

- For use with air-flow routing via front intake.
- Can be retrofitted; filter can also be replaced during operation.

- **Filter class**
 - G2.
- **Material**
 - Viledon K15/150.
- **Scope of delivery**
 - 1 x filter.
- **How supplied**
 - Single items.

| W | D | Model | Order No. | UP |
|-----|-----|-------------|--------------|--------|
| 400 | 160 | For 3-piece | 03.027.098.1 | 1 unit |
| 400 | 320 | For 6-piece | 03.027.099.1 | 1 unit |



LUF00280

Replacement Filter

- For 19" filter insert.
- **Material**
 - Filter: Viledon P 15/150.
- **Filter class**
 - G2.
- **Scope of delivery**
 - 1 x filter.
- **How supplied**
 - Single items.

| D | Order No. | UP |
|-----|--------------|--------|
| 282 | 03.025.246.9 | 1 unit |
| 660 | 03.025.249.9 | 1 unit |



LUF20057



LUF20058

Filter Fan

- For specific use where hot spots occur.
- Also suitable for retrofitting, quick and easy.
- The filter mats provide high-level filtration, are easily exchanged and can be cleaned.
- These maintenance-free fans feature a long service life and low noise levels.
- Air-flow routing: blows into the rack (pre-set).
- Can be used to draw in or move air out.

Material

- Heat-resistant ABS plastic, UL 94 V-0

Color

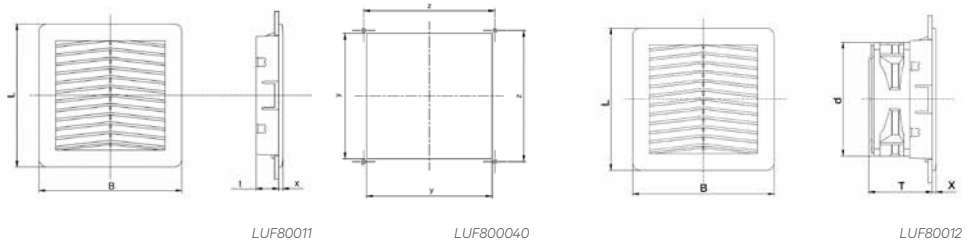
- RAL 7035 light-grey.

Compliance

- CE marking

Protection rating

- IP 54.



| LxW | D/l/x | y/z | kg | Max. AF | El. conn. | L | G | N | Service life/40° | Model | Order No. | UP |
|-----------|------------|---------|-------|----------------------|----------------|------|----------|----------|------------------|------------------------|---------------------|--------|
| 150 x 150 | 71/120/5 | 125/131 | 0.812 | 57 m ³ /h | 230V / 50/60Hz | 20 W | 43 dB(A) | 2650/min | 40,000 h | Filter fan | 03.026.501.1 | 1 unit |
| 204 x 204 | 90/120/5.7 | 177/185 | 1 | 90 m ³ /h | 230V / 50/60Hz | 20 W | 43 dB(A) | 2650/min | 40,000 h | Filter fan | 03.026.502.1 | 1 unit |
| 250 x 250 | 113/172/6 | 223/230 | 1.690 | 240m ³ /h | 230V / 50/60Hz | 29 W | 50 dB(A) | 2800/min | 40,000 h | Filter fan | 03.026.503.1 | 1 unit |
| 325 x 325 | 125/208/7 | 291/302 | 3.620 | 520m ³ /h | 230V / 50/60Hz | 67 W | 63 dB(A) | 2770/min | 50,000 h | Filter fan | 03.026.504.1 | 1 unit |
| 150 x 150 | 24/5 | 125/131 | 0.140 | | | | | | | Exit filter | 03.026.511.1 | 1 unit |
| 204 x 204 | 20.5/5.7 | 177/185 | 0.275 | | | | | | | Exit filter | 03.026.512.1 | 1 unit |
| 250 x 250 | 25/6 | 223/230 | 0.440 | | | | | | | Exit filter | 03.026.513.1 | 1 unit |
| 325 x 325 | 26/7 | 291/302 | 0.780 | | | | | | | Exit filter | 03.026.514.1 | 1 unit |
| 150 x 150 | | | | | | | | | | Replacement filter mat | 03.026.521.9 | 6 unit |
| 204 x 204 | | | | | | | | | | Replacement filter mat | 03.026.522.9 | 6 unit |
| 250 x 250 | | | | | | | | | | Replacement filter mat | 03.026.523.9 | 6 unit |
| 325 x 325 | | | | | | | | | | Replacement filter mat | 03.026.524.9 | 6 unit |

| Dimensions in mm: | | | Conversion: | |
|------------------------------|--|------------------------|-------------|----------------------|
| W = Width | h = Installation height | U = Standard rack unit | kg = Weight | 1 mm = 0.03937 inch |
| H = Height | d = Usable depth | (1 U = 44.45 mm) | | 1 kg = 2.2046 pounds |
| D = Depth | L = Length | UP = Packaging unit | | |
| SP = Standard Performance | V = Air-flow volume (m ³ /h) | | | |
| HP = High Performance | ΔV = Air-flow volume loss (%) | | | |
| UP = Ultra High Performance | ΔP = Pressure increase (Pa) | | | |
| n = Number of fans | I _{nom} = Nominal current (A) | | | |
| W = Power consumption | I _{max} = Residual current (A) | | | |
| V = Voltage (400V = 3-phase) | p = Sound pressure (dB(A) distance from the rack 1 m (600 mm x 600 mm; raised cover) | | | |



LUF00237a

Temperature Module

- For monitoring the inside temperature of the rack.
- Temperature display (+ 10°C to + 70°C).
- Alarm temperature set via potentiometer at the front.
- Visual alarm display (LED red).
- Alarm signaling via potential-free switching contact (1 changeover contact 250 VAC / 8 A).
- Power supply 230 V / 50 Hz.


- **Material**
 - Plastic.

- **Compliance**
 - CE marking compliant with Low Voltage Directive 73/23/EEC; EMC directive 89/336/EEC.

- **Scope of delivery**
 - 1 x Temperature module.
 - 1 x Temperature sensor (3 m).

- **How supplied**
 - Assembled, wired and tested.

| Order No. | UP |
|--------------|--------|
| 01.117.525.1 | 1 unit |



LUF00256

19" Front Plate 1 U for Temperature Module

- For temperature module installation.

- **Material / Finish**
 - Sheet steel, 1.5 mm, powder-coated texture.

- **Color**
 - RAL 7035 light-grey.

- **Scope of delivery**
 - 1 x 19" front plate.

| Order No. | UP |
|--------------|--------|
| 01.117.526.1 | 1 unit |



LUF00255

Bracket for Temperature Module

- For non-standard temperature module installation, e.g., on the side of the 19" extrusion.

- **Material / Finish**
 - Aluminum, 2 mm, polished.

- **Scope of delivery**
 - 1 x bracket.
 - 1 x Mounting kit.

- **How supplied**
 - In sets.

| Order No. | UP |
|--------------|--------|
| 01.117.527.0 | 1 unit |



LUF20000

Thermostat

- For monitoring the inside temperature of the rack with respect to slot-in units and heating fans.
- Setting range: + 10°C to + 60°C.
- Switching temperature difference (hysteresis) 2 K.
- Contact type: 1 changeover contact.
- Sensor: thermo-bimetal.
- Contact rating: 230 VAC/10 A (heating), 5 A (cooling).
- Interference suppression: compliant with DIN 55014.

- **Material**
 - Plastic.

- **Protection rating**
 - IP 30.

- **Compliance**
 - CE marking compliant with Low Voltage Directive 73/23/EEC; EMC directive 89/336/EEC.

- **Dimensions**
 - 74 x 74 x 23 mm.

- **Scope of delivery**
 - 1 x thermostat.
 - 1 x mounting bracket.
 - 1 x Mounting kit.

| Order No. | UP |
|--------------|--------|
| 01.113.384.3 | 1 unit |

| Dimensions in mm: | | | | Conversion: | |
|---------------------------------|---|------------------------|-------------|----------------------|--|
| W = Width | h = Installation height | U = Standard rack unit | kg = Weight | 1 mm = 0.03937 inch | |
| H = Height | d = Usable depth | (1 U = 44.45 mm) | | 1 kg = 2.2046 pounds | |
| D = Depth | L = Length | UP = Packaging unit | | | |
| SP = Standard Performance | V = Air-flow volume (m ³ /h) | | | | |
| HP = High Performance | ΔV' = Air-flow volume loss (%) | | | | |
| UP = Ultra High Performance | ΔP = Pressure increase (Pa) | | | | |
| n = Number of fans | I _{nom} = Nominal current (A) | | | | |
| W = Power consumption | I _{max} = Residual current (A) | | | | |
| V = Voltage (400V = 3-phase) | p = Sound pressure (dB(A) distance from the rack 1 m (600 mm x 600 mm; raised cover) | | | | |

Vertiv™ Knürr® Smaract®

Compact Rack

Features


- Ample space for components and cabling provided in an efficient, compact design.
- The innovative frame concept with triangular extrusions ensures low weight while maintaining high stability.
- Modular, stackable construction.
- Easy access from all sides for installation and maintenance – hinged doors and side panels can be quickly removed.
- Secured access: The side panels can only be removed once the front or rear door has been opened.
- The patented mounting hole rails in the 19" extrusion ensure that all components can be positioned quickly and easily.
- Doors and side panels have an 180° opening angle.
- Available as server compact rack: Perforation of front and rear doors > 80%.
- Available as EMC and IP version (also IP-EMC combination).

The Vertiv™ Knürr® Smaract® Compact Rack is an innovative and practical 19" enclosure with extremely low space requirements that is highly flexible and efficient. At the same time, it facilitates integration and modular expansion, delivering a wide range of impressive detailed solutions.


Vertiv Knürr Smaract is an ideal, compact 19" platform available in various models that meet IP and EMC requirements.



Vertiv™ Knürr® Smaract®
Main features




1. SMA20006




4. SMA20126



2. SMA20005



5. SMA20046



3. SMA20004



6. SMA20017

■ **Access**

Access from all sides is a time-saving factor, e. g. for integration of components and for maintenance. (1)

■ **Intelligent construction**

Innovative frame concept delivers low weight while providing high stability with new triangular extrusions. (2)

■ **Modular concept: simple expansion with stackability**

Provides adequate space on the side for cabling; cable entry on rear door. (3)

■ **Cable management**

Well prepared to have and easy and self-explanatory cabling. (4)

■ **EMC and IP version**

The compact rack can be upgraded to IP or EMC standard at all times. (Also in combined IP/EMC version). (5)

■ **Forward-thinking solutions**

Flexibility due to integration of 19" technology, 6 heights to choose from; 9 U to 24 U. (6)

Vertiv™ Knürr® Smaract® 19" Rack Compliant with IEC 297

Technical data



SMA20067

- **19" components compliant with IEC 297-3**
 - Height: 9 U to 24 U
 - 1 U = 44.45 mm.
 - Width: 482.6 mm (19").
 - Depths: 600, 800, 900 and 1000 mm.
- **Configuration**
 - Fixed, on leveling feet.
 - Mobile, on casters with snib.
- **Tests dependent on design**
 - Safety compliant with EN 50298 and EN 60950.
 - Protective conductor/grounding compliant with DIN VDE 0701-1.
 - Vibration test compliant with MIL-STD 810 E.
 - Vibration and shock test compliant with DIN EN 300019-2-2.
 - IP test compliant with DIN EN 60529.
 - EMC shielding attenuation compliant with IEEE-STD-299 and VG 95 373 part 15 (30 MHz - 1 GHz).
 - Plastic components as per UL94 V-0.
- **Versions**
 - IP 20.
 - IP 54.
 - EMC.
- **Available space**
 - 82% of the basic surface can be used as space for installation and cable routing.

Applications




SMA20166



SMA20109



SMA20122



SMA20181



SMA20009

Vertiv™ Knürr® Smaract® 19" Compact Rack with Glass Door



SMA20024

- For components compliant with IEC 297-3.
- Access from all sides with removable covers.
- Flexible assembly of the components using mounting holes.
- Cable entry via rear panel (optional via top cover/bottom cover).
- Heat loss discharge via own convection or with fan unit on the rear panel (accessory).
- Door opening angle, 180°.
- Front door with safety glass, lockable.

■ **Jumpering space**

- Front 110 mm.

■ **Load rating**

- 2000 N static.

■ **Protection rating**

- IP 20.

■ **Material / Finish**

- Basic rack, extruded aluminum, polished.
- Corner connector, die-cast, polished.
- Covers, sheet steel, powder-coated texture.
- Glass infill front door, single safety glass panel.

■ **Color**

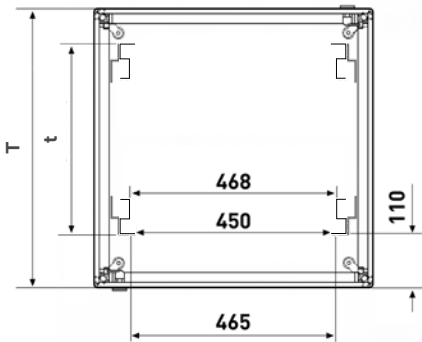
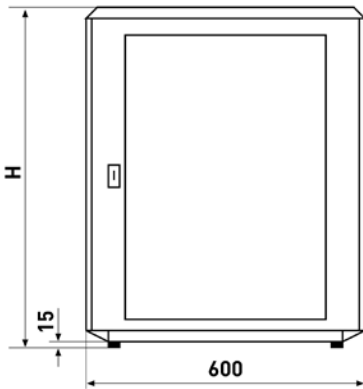
- RAL 7035, light-grey.

■ **Scope of delivery**

- 1 x basic rack.
- 2 x side panels, closed; hinged on both sides.
- 1 x top cover, closed.
- 1 x glass front door, lockable.
- 1 x rear door with cable entry, lockable, prepared for ventilation unit.
- 4 x 19" sheet steel vertical extrusions.
- 1 x grounding set.
- 4 x leveling feet.

■ **How supplied**

- Assembled.



SMA20026

| W | H | D | U | d | kg | Model | Order No. | UP |
|-----|------|-----|----|-----|----|-----------------------------|--------------|--------|
| 600 | 478 | 600 | 9 | 365 | 16 | With 19" mount. hole extru. | 02.110.057.1 | 1 unit |
| 600 | 612 | 600 | 12 | 365 | 20 | With 19" mount. hole extru. | 02.110.062.1 | 1 unit |
| 600 | 745 | 600 | 15 | 365 | 24 | With 19" mount. hole extru. | 02.110.067.1 | 1 unit |
| 600 | 879 | 600 | 18 | 365 | 28 | With 19" mount. hole extru. | 02.110.072.1 | 1 unit |
| 600 | 1012 | 600 | 21 | 365 | 32 | With 19" mount. hole extru. | 02.110.077.1 | 1 unit |
| 600 | 1145 | 600 | 24 | 365 | 36 | With 19" mount. hole extru. | 02.110.082.1 | 1 unit |
| 600 | 478 | 800 | 9 | 565 | 19 | With 19" mount. hole extru. | 02.110.059.1 | 1 unit |
| 600 | 612 | 800 | 12 | 565 | 23 | With 19" mount. hole extru. | 02.110.064.1 | 1 unit |
| 600 | 745 | 800 | 15 | 565 | 27 | With 19" mount. hole extru. | 02.110.069.1 | 1 unit |
| 600 | 879 | 800 | 18 | 565 | 31 | With 19" mount. hole extru. | 02.110.074.1 | 1 unit |
| 600 | 1012 | 800 | 21 | 565 | 35 | With 19" mount. hole extru. | 02.110.079.1 | 1 unit |
| 600 | 1145 | 800 | 24 | 565 | 39 | With 19" mount. hole extru. | 02.110.084.1 | 1 unit |

Vertiv™ Knürr® Smaract® 19" Server Compact Rack with Perforated Door



SMA20067

- For components compliant with IEC 297-3.
- Access from all sides, removable covers.
- With special 19" server extrusions for mounting trade-standard servers.
- With perforated doors on the front and rear (hexagonal holes with large flow cross-section) for optimal airflow.
- Door opening angle, 180°.

■ Jumping space

- Front 75 mm.

■ Flow cross-section

- 1150 cm² with 9 U.
- 1950 cm² with 15 U.
- 2700 cm² with 21 U.
- 3100 cm² with 24 U.

■ Material / Finish

- Basic rack, extruded aluminum, polished.
- Corner connector, die-cast, polished.
- Covers, sheet steel, powder-coated texture.

■ Color

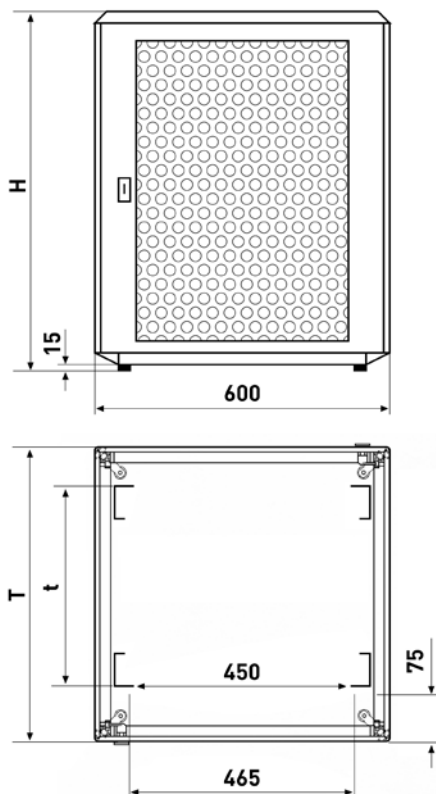
- Final digit of order number 1: RAL 7035, light-grey.
- Final digit of order number 8: RAL 7021 dark-grey.

■ Scope of delivery

- 1 x basic rack.
- 2 x side panels, closed, hinged on both sides.
- 1 x top cover, closed.
- 1 x front door with perforation, lockable.
- 1 x rear door with perforation, lockable.
- 4 x 19" server sheet-steel extrusions with mounting holes.
- 1 x grounding set.
- 4 x leveling feet.

■ Note

Order mounting adapters for 19" server extrusion for mounting Knürr accessories. Set with 4 adapters order number 01:127:119.9.



SMA20060

| W | H | D | U | d | kg | Model | Order No. | UP |
|-----|------|------|----|-----|----|--------------------|--------------|--------|
| 600 | 478 | 900 | 9 | 740 | 21 | Door without frame | 02.110.010.1 | 1 unit |
| 600 | 478 | 900 | 9 | 740 | 21 | Door without frame | 02.110.010.8 | 1 unit |
| 600 | 745 | 900 | 15 | 740 | 29 | Door with frame | 02.110.020.1 | 1 unit |
| 600 | 745 | 900 | 15 | 740 | 29 | Door with frame | 02.110.020.8 | 1 unit |
| 600 | 1012 | 900 | 21 | 740 | 37 | Door with frame | 02.110.030.1 | 1 unit |
| 600 | 1012 | 900 | 21 | 740 | 37 | Door with frame | 02.110.030.8 | 1 unit |
| 600 | 1145 | 900 | 24 | 740 | 41 | Door with frame | 02.110.035.1 | 1 unit |
| 600 | 1145 | 900 | 24 | 740 | 41 | Door with frame | 02.110.035.8 | 1 unit |
| 600 | 1145 | 1000 | 24 | 740 | 43 | Door with frame | 02.110.040.1 | 1 unit |
| 600 | 1145 | 1000 | 24 | 740 | 43 | Door with frame | 02.110.040.8 | 1 unit |

Dimensions in mm:

W = Width h = Installation height U = Standard rack unit kg = Weight
 H = Height d = Insertion depth (1 U = 44.45 mm)
 D = Depth L = Length UP = Packaging unit

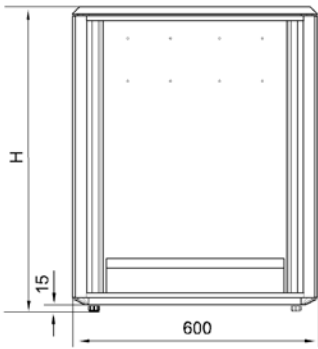
Conversion:

1 mm = 0.03937 inch
 1 kg = 2.2046 pounds

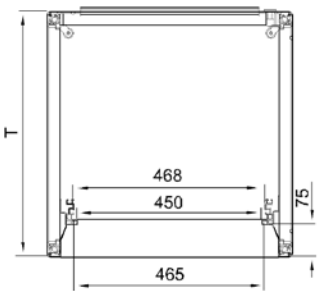
Vertiv™ Knürr® Smaract® 19" Compact Rack
Enclosure without door



SMA20025



SMA20027



SMA20042

- For components in acc. with IEC 297-3.
- Removable covers.

■ **Load rating**

- 2000 N static.

■ **Material/Finish**

- Basic rack, extruded aluminum, polished.
- Corner connector, die-cast, polished.
- Covers, sheet steel, powder-coated texture.

■ **Color**

- RAL 7035 light-grey.

■ **Supply schedule**

- 1 x basic rack.
- 2 x side panels, closed, hinged on both sides.
- 1 x top cover, closed.
- 1 x trim frame, front.
- 1 x rear door with cable entry, lockable, prepared for ventilation unit.
- 2 x 19" aluminum vertical extrusions, front, with T-slot.
- 1 x earthing set.
- 4 x leveling feet.

■ **How supplied**

- Assembled.

■ **Note**

If required, please also order 19" extrusions for rear 19" level.

| W | H | D | U | kg | Order no. | UP |
|-----|------|-----|----|----|--------------|--------|
| 600 | 478 | 600 | 9 | 16 | 02.110.107.1 | 1 unit |
| 600 | 745 | 600 | 15 | 24 | 02.110.117.1 | 1 unit |
| 600 | 1012 | 600 | 21 | 28 | 02.110.127.1 | 1 unit |
| 600 | 478 | 800 | 9 | 19 | 02.110.109.1 | 1 unit |
| 600 | 745 | 800 | 15 | 25 | 02.110.119.1 | 1 unit |
| 600 | 1012 | 800 | 21 | 31 | 02.110.129.1 | 1 unit |

| Dimensions in mm: | | | | Conversion: | |
|-------------------|-------------------------|------------------------|-------------|----------------------|--|
| W = Width | h = Installation height | U = Standard rack unit | kg = Weight | 1 mm = 0.03937 inch | |
| H = Height | d = Insertion depth | (1 U = 44.45 mm) | | 1 kg = 2.2046 pounds | |
| D = Depth | L = Length | UP = Packaging unit | | | |



SMA20194

Vertiv™ Knürr® Smaract® Glass Door with Swing Handle

- Can be used as front and rear door.
- With swing handle for mounting a profile half-cylinder lock.

Material

- Covers, sheet steel, powder-coated texture.
- Glass infill, single safety glass panel.

Finish

- Powder-coated texture, RAL 7035 light-grey.


Scope of delivery

- 1 x glass door with swing handle.
- 1 x Mounting kit.

How supplied

- In sets.

| W | H | U | Model | Order No. | UP |
|-----|------|----|------------|--------------|--------|
| 600 | 478 | 9 | Glass door | 02.111.086.1 | 1 unit |
| 600 | 612 | 12 | Glass door | 02.111.087.1 | 1 unit |
| 600 | 745 | 15 | Glass door | 02.111.088.1 | 1 unit |
| 600 | 879 | 18 | Glass door | 02.111.089.1 | 1 unit |
| 600 | 1012 | 21 | Glass door | 02.111.090.1 | 1 unit |
| 600 | 1143 | 24 | Glass door | 02.111.091.1 | 1 unit |



SMA20193

Vertiv Knürr Smaract Door, perforated with Swing Handle

- Can be used as front and rear door.
- With swing handle for mounting a profile half-cylinder lock.
- Hexagonal holes with large flow cross-section.

Material

- Covers, sheet steel, powder-coated texture.

Finish

- Final digit of order number 1: powder-coated texture, RAL 7035, light-grey.
- Final digit of order number .8: powder-coated texture, RAL 7021 dark-grey.

Scope of delivery

- 1 x perforated door with swing handle.
- 1 x Mounting kit.

How supplied

- In sets.

| W | H | U | Model | Order No. | UP |
|-----|------|----|-----------------|--------------|--------|
| 600 | 478 | 9 | Perforated door | 02.111.096.1 | 1 unit |
| 600 | 612 | 12 | Perforated door | 02.111.097.1 | 1 unit |
| 600 | 745 | 15 | Perforated door | 02.111.098.1 | 1 unit |
| 600 | 879 | 18 | Perforated door | 02.111.099.1 | 1 unit |
| 600 | 1012 | 21 | Perforated door | 02.111.100.1 | 1 unit |
| 600 | 1143 | 24 | Perforated door | 02.111.101.1 | 1 unit |



SMA20195

**Vertiv™ Knürr® Smaract®
Ventilation Unit**

- Easily added onto a rear panel.
- With two axial fans.
- With thermostat.
- Available in two different performance classes.

■ **Technical data for single fan**

- Type 1:
max. volume flow (free blowing): 162 m³/h.
Noise emission (free blowing): 37 dB(A).
- Type 2 (quiet):
max. volume flow (free blowing): 120 m³/h.
Noise emission (free blowing): 32 dB(A).

■ **Technical data for thermostat**

- Setting range: 0 to 60 °C.
- Mains supply: 240 V / 50 Hz.
- Nominal current: 16 A.

■ **Material / Finish**

- Zinc-passivated sheet steel.

■ **Scope of delivery**

- 1 x fan unit wired ready for connection, with thermostat.
- 1 x Mounting kit.

■ **How supplied**

- Pre-assembled.



SMA20180

| Model | Order No. | UP |
|----------------|--------------|--------|
| Type 1 | 02.111.180.9 | 1 unit |
| Type 2 (quiet) | 02.111.181.9 | 1 unit |



SMA20103

**Vertiv Knürr Smaract
19" Aluminum Extrusion with T-slot**

- For front and rear installation.

■ **Material / Finish**

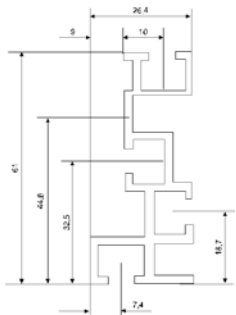
- 19" extrusions: extruded aluminum polished.
- Mounting bracket: Sheet steel, zinc-passivated.

■ **Scope of delivery**

- 2 x 19" extrusions with T-slot incl. increment slides.
- 4 x mounting brackets.
- 1 x Mounting kit.

■ **How supplied**

- In sets.



SMA20105

| U | Order No. | UP |
|----|--------------|--------|
| 9 | 02.111.146.9 | 1 unit |
| 12 | 02.111.147.9 | 1 unit |
| 15 | 02.111.148.9 | 1 unit |
| 18 | 02.111.149.9 | 1 unit |
| 21 | 02.111.150.9 | 1 unit |
| 24 | 02.111.151.9 | 1 unit |



SMA20104

**Vertiv Knürr Smaract
19" Steel Extrusion with Mounting Holes**

- For front and rear installation.

■ **Material / Finish**

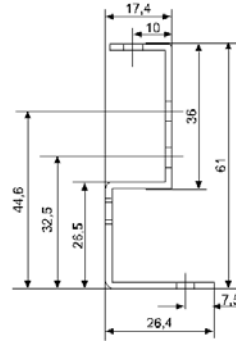
- 19" extrusions: sheet steel, zinc-passivated.
- Mounting bracket: sheet steel, 1.5 mm, zinc-passivated.

■ **Scope of delivery**

- 2 x 19" extrusions with mounting holes.
- 4 x mounting brackets.
- 1 x Mounting kit.

■ **How supplied**

- In sets.



SMA20106

| U | Order No. | UP |
|----|--------------|--------|
| 9 | 02.111.156.9 | 1 unit |
| 12 | 02.111.157.9 | 1 unit |
| 15 | 02.111.158.9 | 1 unit |
| 18 | 02.111.159.9 | 1 unit |
| 21 | 02.111.160.9 | 1 unit |
| 24 | 02.111.161.9 | 1 unit |



MIR20044

**Mounting Adapters
for 19" Server Extrusion**

- For mounting standard Vertiv Knürr components (storage shelves, drawers, chassis rails, keyboard tray, etc.) in 19" installation space.

■ **Material**

- Zinc-passivated sheet steel.

■ **Scope of delivery**

- 4 x adapters.



MIR20082

| U | Order No. | UP |
|---|--------------|--------|
| 1 | 01.127.119.9 | 1 unit |



SMA20172

Vertiv™ Knürr® Smaract® Depth Brace

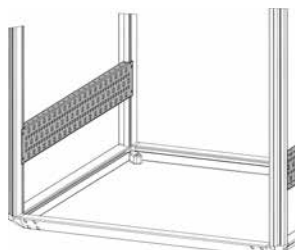
- For additional strengthening of the enclosure.
- For routing cables with cable ties and as universal mounting option.
- With holes for mounting cage nuts.
- Variable positioning with T-slot.
- Installation on the frame extrusions.

■ **Material / Finish**
- Sheet steel, zinc-passivated 1.5 mm.

■ **Scope of delivery**
- 1 x depth brace.
- 1 x Mounting kit.


■ **How supplied**
- In sets.

■ **Note**
Not compatible with 19" server extrusions.



SMA20173

| D | Order No. | UP |
|-----|--------------|--------|
| 600 | 02.111.002.0 | 1 unit |
| 800 | 02.111.004.0 | 1 unit |
| 900 | 02.111.005.0 | 1 unit |



SMA20028

Vertiv™ Knürr Smaract Top Cover/Bottom Cover closed

■ **Material / Finish**
- Sheet steel, powder-coated texture.

■ **Color**
- Final digit of order number .1: RAL 7035, light-grey.
- Final digit of order number .8: RAL 7021 dark-grey.

■ **Scope of delivery**
- 1 x bottom cover, closed.
- 1 x Mounting kit.

■ **How supplied**
- In sets.

■ **Note**
Use of the bottom cover in combination with the stationary plinth is not possible.

| W | D | Order No. | UP |
|-----|------|--------------|--------|
| 600 | 600 | 02.111.052.1 | 1 unit |
| 600 | 800 | 02.111.054.1 | 1 unit |
| 600 | 900 | 02.111.055.1 | 1 unit |
| 600 | 900 | 02.111.055.8 | 1 unit |
| 600 | 1000 | 02.111.056.1 | 1 unit |
| 600 | 1000 | 02.111.056.8 | 1 unit |

| Dimensions in mm: | | | | Conversion: | |
|-------------------|-------------------------|------------------------|-------------|----------------------|--|
| W = Width | h = Installation height | U = Standard rack unit | kg = Weight | 1 mm = 0.03937 inch | |
| H = Height | d = Insertion depth | (1 U = 44.45 mm) | | 1 kg = 2.2046 pounds | |
| D = Depth | L = Length | UP = Packaging unit | | | |



SMA20168

Vertiv™ Knürr Smaract Top/Bottom Cover with Cable Entry

- With integrated cable clamping.
- With brush strip for cable entry.


■ **Material / Finish**
- Sheet steel, powder-coated texture.

■ **Color**
- Final digit of order number .1: RAL 7035, light-grey.
- Final digit of order number .8: RAL 7021 dark-grey.

■ **Scope of delivery**
- 1 x bottom cover with cable routing.
- 1 x brush strip.
- 1 x Mounting kit.

■ **How supplied**
- In sets.

| W | D | Order No. | UP |
|-----|------|--------------|--------|
| 600 | 600 | 02.111.042.1 | 1 unit |
| 600 | 800 | 02.111.044.1 | 1 unit |
| 600 | 900 | 02.111.045.1 | 1 unit |
| 600 | 900 | 02.111.045.8 | 1 unit |
| 600 | 1000 | 02.111.046.1 | 1 unit |
| 600 | 1000 | 02.111.046.8 | 1 unit |



SMA20029

Vertiv™ Knürr Smaract Bottom Cover, perforated with Filter Mat

- For cooling with air convection.

■ **Material / Finish**
- Bottom cover: sheet steel, powder-coated texture.
- Filter mat: Filedon

■ **Color**
- RAL 7035, light-grey.

■ **Scope of delivery**
- 1 x perforated bottom cover with filter mat.
- 1 x Mounting kit.

■ **How supplied**
- In sets.

| W | D | Order No. | UP |
|-----|-----|--------------|--------|
| 600 | 600 | 02.111.062.1 | 1 unit |
| 600 | 800 | 02.111.064.1 | 1 unit |



SMA20058

Vertiv™ Knürr® Smaract®

Replacement Filter Mat for perforated Bottom Cover

- Used with perforated bottom cover.

■ **Material / Finish**

- Filedon.

■ **Scope of delivery**

- 5 x replacement filter mats.

■ **How supplied**

- In sets.

| Model | Order No. | UP |
|----------|---------------------|---------|
| for D600 | 02.111.068.9 | 5 units |
| For D800 | 02.111.069.9 | 5 units |



SMA20177

Vertiv Knürr Smaract Plinth

- Stationary.
- Cable entry possible from all sides.
- Panels front and rear with vent slots and installation option for filter mat.

■ **Material / Finish**

- Sheet steel, powder-coated texture.

■ **Color**

- Final digit of order number .1: RAL 7035, light-grey.
- Final digit of order number .8: RAL 7021 dark-grey.

■ **Scope of delivery**

- 4 x plinth corners.
- 2 x cover plates, closed.
- 2 x cover plates with vent slots.
- 1 x Mounting kit.

■ **How supplied**

- In sets.

| W | H | D | Order No. | UP |
|-----|-----|-----|---------------------|-------|
| 600 | 100 | 600 | 02.111.201.1 | 1 set |
| 600 | 100 | 800 | 02.111.203.1 | 1 set |
| 600 | 100 | 900 | 02.111.204.1 | 1 set |
| 600 | 100 | 900 | 02.111.204.8 | 1 set |



SMA20098

Vertiv Knürr Smaract Plinth Cover Plate with Cable Entry

- Used with plinth.

■ **Material / Finish**

- Sheet steel, powder-coated texture.

■ **Scope of delivery**

- 1 x cover panel with cable entry.
- 1 x brush strip.
- 1 x Mounting kit.

■ **Color**

- Final digit of order number .1: RAL 7035, light-grey.
- Final digit of order number .8: RAL 7021 dark-grey.

■ **How supplied**

- In sets.

| W | H | Order No. | UP |
|-----|-----|---------------------|--------|
| 600 | 100 | 02.111.206.1 | 1 unit |
| 600 | 100 | 02.111.206.8 | 1 unit |



SMA20034

Vertiv Knürr Smaract Twin Caster

- Height 50 mm.

■ **Color**

- RAL 9011, graphite black.

■ **Load rating**

- 400 N per caster.
- 1200 N max. static total load per rack.

■ **Scope of delivery**

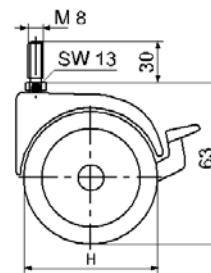
- 2 x twin casters.
- 2 x fixed casters.

■ **Standards**

- Casters compliant with DIN 12530.
- Load compliant with DIN 12527.

■ **How supplied**

- In sets.



DOP00233

| Order No. | UP |
|---------------------|---------|
| 02.111.175.9 | 4 units |

| Dimensions in mm: | | | | Conversion: | |
|-------------------|-------------------------|------------------------|-------------|----------------------|--|
| W = Width | h = Installation height | U = Standard rack unit | kg = Weight | 1 mm = 0.03937 inch | |
| H = Height | d = Insertion depth | (1 U = 44.45 mm) | | 1 kg = 2.2046 pounds | |
| D = Depth | L = Length | UP = Packaging unit | | | |



SMA20035

Vertiv™ Knürr® Smaract® Stacking Set

- Fixed connection for stacking compact racks.
- **Material / Finish**
 - Steel, cold rolled, zinc-passivated.
- **Scope of delivery**
 - 4 x stacking elements.
 - 1 x Mounting kit.
- **How supplied**
 - In sets.

| Order No. | UP |
|--------------|--------|
| 02.111.171.9 | 4 unit |

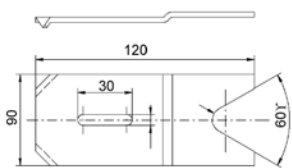


MEC00074

Vertiv™ Knürr® Smaract® Eyebolt Set

- Mounted/fixed on crane hooks.
- Load rating, 1900 N static per ring screw.
- **Material / Finish**
 - Tool steel, forged.
- **Scope of delivery**
 - 4 x crane eyebolts.
- **How supplied**
 - In sets.

| Order No. | UP |
|--------------|---------|
| 01.243.440.9 | 4 units |



MIR00319

Floor Fixing Kit

- **Material / Finish**
 - Sheet steel, 3.0 mm.
- **Finish**
 - Galvanized.
- **Scope of delivery**
 - 4 x fixing brackets

| Order No. | UP |
|--------------|--------|
| 01.130.934.7 | 1 unit |



SMA20094

Vertiv™ Knürr® Smaract® Wall Mounting Bracket

- **Material / Finish**
 - Sheet steel, powder-coated texture.
- **Color**
 - RAL 7035, light-grey.
- **Scope of delivery**
 - 2 x wall mounting brackets.
 - 1 x Drill hole template.
 - 1 x Mounting kit.
- **Load rating**
 - 500 N.
- **How supplied**
 - In sets.



SMA20085

| W | Order No. | UP |
|-----|--------------|-------|
| 600 | 02.111.220.9 | 1 set |



ELM00068

Grounding Bar

- For safe grounding or potential equalization of equipments and components.
- **Material**
 - Electrolyte copper 9 x 9.
- **Scope of delivery**
 - 1 x grounding bar.
 - 2 x brackets.
 - 1 x Mounting kit.

| U | Order No. | UP |
|----|--------------|--------|
| 12 | 01.110.703.9 | 1 unit |
| 15 | 01.240.543.9 | 1 unit |
| 18 | 01.240.544.9 | 1 unit |
| 21 | 01.240.545.9 | 1 unit |
| 24 | 01.240.546.9 | 1 unit |



DOP20016

Contact Clamp

- Enables safe connection of equipment and components to grounding bar.
- For cables up to 25 mm².
- **Scope of delivery**
 - 20 x contact clamps.

| Order No. | UP |
|--------------|----------|
| 01.110.715.9 | 20 units |



SMA20065

Vertiv™ Knürr® Smaract® 19" Compact Rack EMC with sheet steel door

- For components compliant with IEC 297-3.
- Removable covers.

Load rating

- 2000 N static.

Material

- Basic frame: extruded aluminum.
- Panels: sheet steel.
- EMC spring: high-grade steel.

Finish

- Basic frame: polished.
- Panels: powder-coated texture.

Color

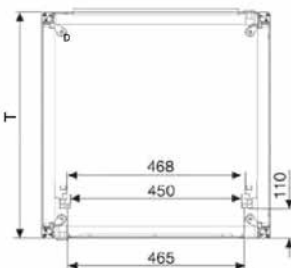

- RAL 7035, light-grey.

Scope of delivery

- 1 x basic rack.
- 2 x side panels, EMC, closed, hinged on both sides.
- 1 x top cover, EMC, closed.
- 1 x bottom cover, EMC, closed.
- 1 x front door, EMC, closed, lockable.
- 1 x rear panel, EMC, closed, screwed.
- 2 x 19" front aluminum vertical extrusions with T-slot incl. increment slide.
- 1 x grounding set.
- 4 x leveling feet.

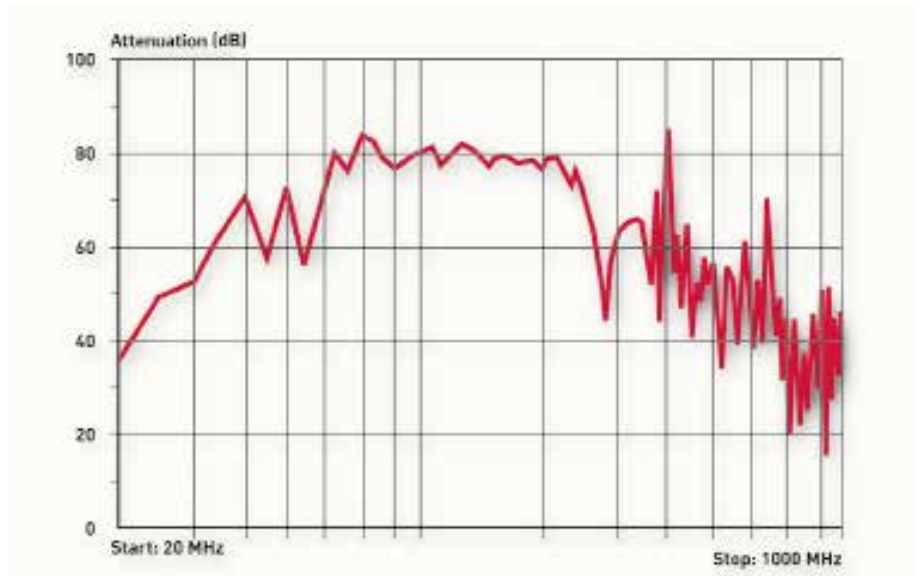
How supplied

- Assembled.



SMA20059

| W | H | D | U | kg | Order No. | UP |
|-----|------|-----|----|----|--------------|--------|
| 600 | 612 | 600 | 12 | 28 | 02.110.312.1 | 1 unit |
| 600 | 879 | 600 | 18 | 36 | 02.110.322.1 | 1 unit |
| 600 | 1146 | 600 | 24 | 44 | 02.110.332.1 | 1 unit |
| 600 | 612 | 800 | 12 | 32 | 02.110.314.1 | 1 unit |
| 600 | 879 | 800 | 18 | 40 | 02.110.324.1 | 1 unit |
| 600 | 1146 | 800 | 24 | 48 | 02.110.334.1 | 1 unit |



- EMC measurements performed by pkm Electronic GmbH, Frontenhausen.
- Tests were carried out in compliance with the following standard: VG 95373 Part 15.
- Tested rack: width 600, depth 600, height 1150, closed version.



SMA20148

Vertiv™ Knürr® Smaract® Connection Plate, EMC, closed

- EMC shielding.
- Screwed.

- **Material**
 - Panel: sheet steel.
 - EMC spring: high-grade steel.

- **Finish**
 - Powder-coated texture.

- **Color**
 - RAL 7035, light-grey.

- **Scope of delivery**
 - 1 x connection plate closed.
 - 2 x brackets.
 - 1 x Mounting kit.

- **How supplied**
 - In sets.



SMA20137

- **Finish**
 - Powder-coated texture.

- **Color**
 - RAL 7035, light-grey.

- **Scope of delivery**
 - 1 x connection plate closed.
 - 2 x brackets.
 - 1 x Mounting kit.

- **How supplied**
 - In sets.

| W | H | U | Order No. | UP |
|-----|-------|---|--------------|-------|
| 600 | 131.3 | 3 | 02.111.351.1 | 1 set |



SMA20145

Vertiv™ Knürr Smaract Connection Plate, EMC, with Cable Entry

- EMC shielding.
- Screwed.

- **Material**
 - Panel: sheet steel.
 - EMC spring: high-grade steel.
 - EMC seal extrusion: with high-grade steel grid; rubber.


- **Finish**
 - Powder-coated texture.

- **Color**
 - RAL 7035, light-grey.

- **Scope of delivery**
 - 1 x connection plate with cable entry.
 - 2 x brackets.
 - 1 x Mounting kit.

- **How supplied**
 - In sets.

| W | H | U | Order No. | UP |
|-----|-------|---|--------------|-------|
| 600 | 131.3 | 3 | 02.111.361.1 | 1 set |



SMA20150

Vertiv™ Knürr Smaract Connection Plate, EMC, for Fan Unit

- EMC shielding.
- Screwed.

- **Material**
 - Panel: sheet steel.
 - EMC spring: high-grade steel.


- **Finish**
 - Powder-coated texture.

- **Color**
 - RAL 7035, light-grey.

- **Scope of delivery**
 - 1 x connection plate for fan unit.
 - 2 x brackets.
 - 1 x Mounting kit.

- **How supplied**
 - In sets.

- **Note**
 - Suitable fan unit: 02.111.180.9.



SMA20135

- **Finish**
 - Powder-coated texture.


- **Color**
 - RAL 7035, light-grey.

- **Scope of delivery**
 - 1 x connection plate for fan unit.
 - 2 x brackets.
 - 1 x Mounting kit.

- **How supplied**
 - In sets.

- **Note**
 - Suitable fan unit: 02.111.180.9.

| W | H | U | Order No. | UP |
|-----|-------|---|--------------|-------|
| 600 | 264.6 | 6 | 02.111.372.1 | 1 set |



SMA20152

Vertiv™ Knürr Smaract Rear Plate, EMC, closed

- EMC shielding.
- Screwed.

- **Material**
 - Panel: sheet steel.
 - EMC spring: high-grade steel.

- **Finish**
 - Powder-coated texture.

- **Color**
 - RAL 7035, light-grey.

- **Scope of delivery**
 - 1 x rear plate closed.
 - 2 x brackets.
 - 1 x Mounting kit.

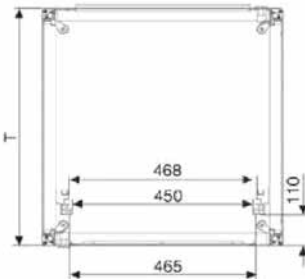
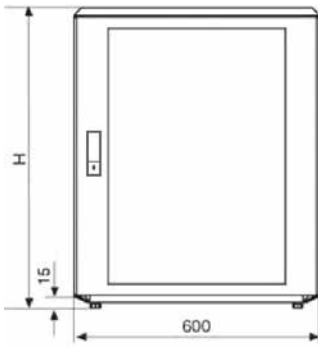
- **How supplied**
 - In sets.

| W | H | U | Order No. | UP |
|-----|-------|----|--------------|-------|
| 600 | 422.9 | 9 | 02.111.353.1 | 1 set |
| 600 | 556.3 | 12 | 02.111.354.1 | 1 set |
| 600 | 689.6 | 15 | 02.111.355.1 | 1 set |

| Dimensions in mm: | | | | Conversion: | |
|-------------------|-------------------------|------------------------|-------------|----------------------|--|
| W = Width | h = Installation height | U = Standard rack unit | kg = Weight | 1 mm = 0.03937 inch | |
| H = Height | d = Insertion depth | (1 U = 44.45 mm) | | 1 kg = 2.2046 pounds | |
| D = Depth | L = Length | UP = Packaging unit | | | |



SMA20062



SMA20108

Vertiv™ Knürr® Smaract® 19" Compact Rack IP 54 with glass door

- For components compliant with IEC 297-3.
- Removable covers.

■ **Load rating**

- 2000 N static.

■ **Protection rating**

- IP 54.

■ **Material**

- Basic frame: extruded aluminum.
- Panels: sheet steel.
- Foam seal: polyurethane.

■ **Finish**

- Basic frame: polished.
- Panels: powder-coated texture.

■ **Color**

- RAL 7035, light-grey.

■ **Scope of delivery**

- 1 x basic frame.
- 2 x side panels, IP 54, closed, hinged on both sides.
- 1 x top cover, IP 54, closed.
- 1 x bottom cover, IP 54, closed.
- 1 x glass front door IP 54, lockable.
- 1 x rear panel, IP 54, closed, screwed.
- 2 x 19" aluminum vertical extrusions, front, with T-slot incl. increment slide.
- 1 x grounding set.
- 4 x leveling feet.

■ **How supplied**

- Assembled.

| W | H | D | U | kg | Order No. | UP |
|-----|------|-----|----|----|--------------|--------|
| 600 | 612 | 600 | 12 | 28 | 02.110.212.1 | 1 unit |
| 600 | 879 | 600 | 18 | 36 | 02.110.222.1 | 1 unit |
| 600 | 1146 | 600 | 24 | 44 | 02.110.232.1 | 1 unit |
| 600 | 612 | 800 | 12 | 32 | 02.110.214.1 | 1 unit |
| 600 | 879 | 800 | 18 | 40 | 02.110.224.1 | 1 unit |
| 600 | 1146 | 800 | 24 | 48 | 02.110.234.1 | 1 unit |



SMA20148

Vertiv™ Knürr® Smaract® Connection Plate, IP54, Closed

- Protection rating, IP 54
- Screwed.

- **Material**
 - Panel: sheet steel.
 - Foam seal: polyurethane.

- **Finish**
 - Powder-coated texture.

- **Color**
 - RAL 7035, light-grey.

- **Scope of delivery**
 - 1 x connection plate closed.
 - 2 x brackets.
 - 1 x Mounting kit.

- **How supplied**
 - In sets.



SMA20138

Vertiv Knürr Smaract Connection Plate, IP54, for Fan Unit

- Protection rating, IP 54.
- Screwed.

- **Material**
 - Panels: sheet steel.
 - Foam seal: polyurethane.
 - Exit filter: ABS plastic, UL94 V-0.

- **Finish**
 - Powder-coated texture.

- **Color**
 - RAL 7035, light-grey.

- **Scope of delivery**
 - 1 x connection plate for fan unit.
 - 2 x brackets.
 - 1 x Mounting kit.

- **How supplied**
 - In sets.

- **Note**
 - Suitable fan unit: 02.111.180.9.

| W | H | U | Order No. | UP |
|-----|-------|---|--------------|-------|
| 600 | 131.3 | 3 | 02.111.301.1 | 1 set |



SMA20143



SMA20136

| W | H | U | Order No. | UP |
|-----|-------|---|--------------|-------|
| 600 | 264.6 | 6 | 02.111.322.1 | 1 set |



SMA20139

Vertiv Knürr Smaract Connection Plate, IP54, with Cable Entry

- Possible sealing: IP 54.
- Screwed.

- **Material**
 - Panel: sheet steel.
 - Foam seal: polyurethane.
 - Seal extrusion:
 - Type 1: sponge-rubber seal.
 - Type 2: polymeric reinforced with metal.

- **Finish**
 - Powder-coated texture.

- **Color**
 - RAL 7035, light-grey.

- **Scope of delivery**
 - 1 x connection plate with cable entry.
 - 2 x brackets.
 - 1 x Mounting kit.

- **How supplied**
 - In sets.




SMA20169



SMA20138

| W | H | U | Model | Order No. | UP |
|-----|-------|---|--------|--------------|-------|
| 600 | 131.3 | 3 | Type 1 | 02.111.311.1 | 1 set |
| 600 | 131.3 | 3 | Type 2 | 02.111.312.1 | 1 set |



SMA20141

Vertiv Knürr Smaract Rear Panel, IP54, closed

- Protection rating, IP 54.
- Screwed.

- **Material**
 - Panels: sheet steel.
 - Foam seal: polyurethane.

- **Finish**
 - Powder-coated texture.

- **Color**
 - RAL 7035, light-grey.

- **Scope of delivery**
 - 1 x rear panel closed.
 - 2 x brackets.
 - 1 x Mounting kit.

- **How supplied**
 - In sets.

| W | H | U | Order No. | UP |
|-----|-------|----|--------------|-------|
| 600 | 156.3 | 3 | 02.111.308.1 | 1 set |
| 600 | 289.6 | 6 | 02.111.302.1 | 1 set |
| 600 | 422.9 | 9 | 02.111.303.1 | 1 set |
| 600 | 556.3 | 12 | 02.111.304.1 | 1 set |
| 600 | 689.6 | 15 | 02.111.305.1 | 1 set |
| 600 | 823 | 18 | 02.111.306.1 | 1 set |
| 600 | 956.3 | 21 | 02.111.307.1 | 1 set |

| Dimensions in mm: | | | | Conversion: | |
|-------------------|-------------------------|------------------------|-------------|----------------------|--|
| W = Width | h = Installation height | U = Standard rack unit | kg = Weight | 1 mm = 0.03937 inch | |
| H = Height | d = Insertion depth | (1 U = 44.45 mm) | | 1 kg = 2.2046 pounds | |
| D = Depth | L = Length | UP = Packaging unit | | | |

Vertiv™ Knürr® DoubleProRack®

Stand-Alone Enclosure

Features

- Comprehensive 19" enclosure range from the 6 U enclosure to the 24 U compact rack.
- Innovative design.
- Optional with glass door or without front door.
- Integrated carrying handle permits easy handling.
- Version without front door is used for applications, where direct contact to controls is needed.

Das DoubleProRack® is the choice of rack if an innovative design is requested for electronic and networking applications.

The DoubleProRack is commonly used for electronic and networking applications.



Vertiv™ Knürr® DoubleProRack® 19" Enclosure Compliant with IEC 297-3

Technical data

- Die-cast aluminum frame construction connected with depth and vertical extrusions made of aluminum.
- **External dimensions**
 - Width: 554.4 mm.
 - Depths: 500, 600, 700 or 800 mm.
 - Heights: 6 U to 24 U.
- **Installation space compliant with IEC 297-3.**
 - Height 6 – 24 U (1 U = 44.45 mm).
 - Width 19".
- **Tests**
 - Vibration test compliant with MIL-STD 810 D.
 - NEMA 12 test.

Applications



DOP20019



DOP20025



DOP20037

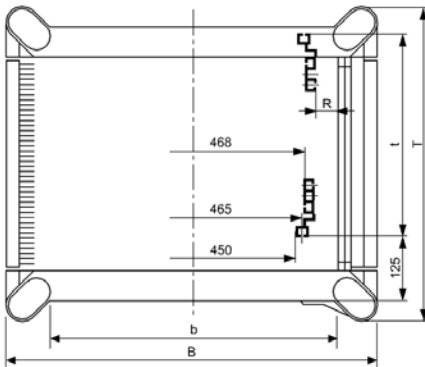
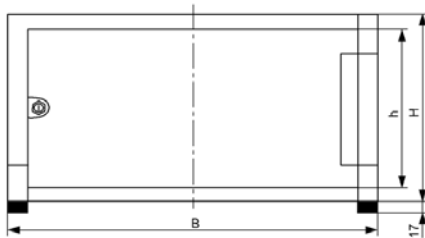


DOP20028

Vertiv™ Knürr® DoubleProRack® 19" Stand-alone Enclosure



DOP00256



DOP00230

Description

- For components compliant with IEC 297-3.
- Side covers and rear panel may be removed.
- Flexible assembly of components using T-slot (also available with mounting holes).
- Cable entry via rear panel.
- Heat loss discharge via convection on the rear panel (optional with fan unit).

Jumpering space

- Front 125 mm.

Load rating

- 1500 N static.

Protection rating

- IP 20.

Material / Finish

- Covers, sheet steel, powder-coated texture.
- Die-cast aluminum frame.
- Extruded aluminum extrusions.
- Front door glass infill, single safety glass panel.

Color

- Panels RAL 7035 light-grey.
- Frame and extrusions, RAL 5008, grey-blue.

Scope of delivery

- 1 x frame rack incl. side covers.
- 1 x full glass door.
- 1 x rear panel with cable entry, 3 parts.
- 1 x panel, above, with vent slots.
- 1 x panel, below, with vent slots.
- 1 x 19" component set (4 vertical extrusions with T-slot).
- 1 x grounding set with M8 grounding bolt.

How supplied

- Assembled.

| W | H | D | U | h | d (max.) | Model | Order No. | UP |
|-------|------|-----|----|------|----------|----------------------|--------------|--------|
| 554.4 | 577 | 600 | 12 | 532 | 435 | With full glass door | 01.246.643.1 | 1 unit |
| 554.4 | 711 | 600 | 15 | 666 | 435 | With full glass door | 01.246.644.1 | 1 unit |
| 554.4 | 844 | 600 | 18 | 799 | 435 | With full glass door | 01.246.645.1 | 1 unit |
| 554.4 | 978 | 600 | 21 | 932 | 435 | With full glass door | 01.246.646.1 | 1 unit |
| 554.4 | 1111 | 600 | 24 | 1066 | 435 | With full glass door | 01.246.647.1 | 1 unit |
| 554.4 | 577 | 800 | 12 | 532 | 635 | With full glass door | 01.246.843.1 | 1 unit |
| 554.4 | 711 | 800 | 15 | 666 | 635 | With full glass door | 01.246.844.1 | 1 unit |
| 554.4 | 844 | 800 | 18 | 799 | 635 | With full glass door | 01.246.845.1 | 1 unit |
| 554.4 | 978 | 800 | 21 | 932 | 635 | With full glass door | 01.246.846.1 | 1 unit |
| 554.4 | 1111 | 800 | 24 | 1066 | 635 | With full glass door | 01.246.847.1 | 1 unit |

| Dimensions in mm: | | | | Conversion: | |
|-------------------|-------------------------|------------------------|-------------|----------------------|--|
| W = Width | h = Installation height | U = Standard rack unit | kg = Weight | 1 mm = 0.03937 inch | |
| H = Height | d = Insertion depth | (1 U = 44.45 mm) | | 1 kg = 2.2046 pounds | |
| D = Depth | L = Length | UP = Packaging unit | | | |

Vertiv™ Knürr® DoubleProRack® 19" Enclosure without Front Door



DOP00253

Description

- For components compliant with IEC 297-3.
- Side covers and rear panel may be removed.
- Heat loss discharge via convection on the rear panel (optional with fan unit).

Load rating

- 1500 N static.

Protection rating

- IP 20.

Material / Finish

- Covers, sheet steel, powder-coated texture.
- Die-cast aluminum frame.
- Extruded aluminum extrusions.

Color

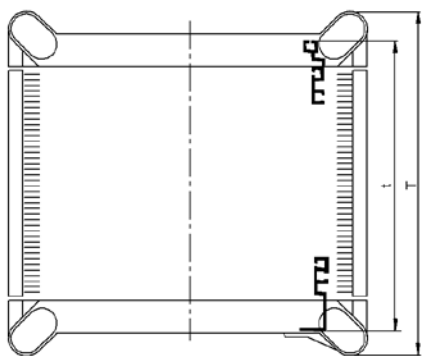
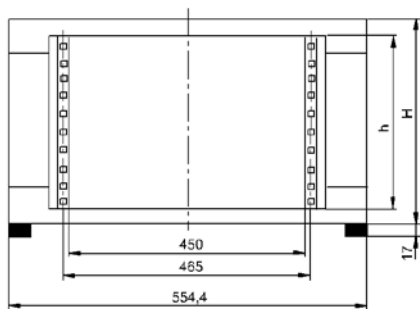
- Panels RAL 7035 light-grey.
- Frame and extrusions, RAL 5008, grey-blue.

Scope of delivery

- 1 x frame rack incl. side covers.
- 1 x panel, above, with vent slots.
- 1 x panel, below, with vent slots.
- 1 x rear panel (from 12 U enclosure height incl. 3 U vented cover plate).
- 2 x 19" extrusions, front, with mounting holes.
- 2 x 19" extrusions at the rear, T-slot.

How supplied

- Assembled.



DOP00052


| W | H | D | U | h | d (max.) | kg | Model | Order No. | UP |
|-------|------|-----|----|------|----------|------|--------------|---------------------|--------|
| 554.4 | 311 | 500 | 6 | 265 | 460 | 12.5 | Without door | 01.243.506.1 | 1 unit |
| 554.4 | 444 | 500 | 9 | 399 | 460 | 15.0 | Without door | 01.243.509.1 | 1 unit |
| 554.4 | 577 | 500 | 12 | 532 | 460 | 17.0 | Without door | 01.243.512.1 | 1 unit |
| 554.4 | 711 | 500 | 15 | 666 | 460 | 19.5 | Without door | 01.243.515.1 | 1 unit |
| 554.4 | 311 | 600 | 6 | 265 | 560 | 14.0 | Without door | 01.243.606.1 | 1 unit |
| 554.4 | 444 | 600 | 9 | 399 | 560 | 16.5 | Without door | 01.243.609.1 | 1 unit |
| 554.4 | 577 | 600 | 12 | 532 | 560 | 19.0 | Without door | 01.243.612.1 | 1 unit |
| 554.4 | 711 | 600 | 15 | 666 | 560 | 22.0 | Without door | 01.243.615.1 | 1 unit |
| 554.4 | 844 | 600 | 18 | 799 | 560 | 24.5 | Without door | 01.243.618.1 | 1 unit |
| 554.4 | 978 | 600 | 21 | 932 | 560 | 27.0 | Without door | 01.243.621.1 | 1 unit |
| 554.4 | 1111 | 600 | 24 | 1066 | 560 | 29.5 | Without door | 01.243.624.1 | 1 unit |
| 554.4 | 577 | 700 | 12 | 532 | 660 | 21.5 | Without door | 01.243.712.1 | 1 unit |
| 554.4 | 711 | 700 | 15 | 666 | 660 | 24.0 | Without door | 01.243.715.1 | 1 unit |
| 554.4 | 844 | 700 | 18 | 799 | 660 | 27.0 | Without door | 01.243.718.1 | 1 unit |
| 554.4 | 978 | 700 | 21 | 932 | 660 | 29.5 | Without door | 01.243.721.1 | 1 unit |
| 554.4 | 1111 | 700 | 24 | 1066 | 660 | 32.5 | Without door | 01.243.724.1 | 1 unit |

Dimensions in mm:

| | | | |
|------------|---|------------------------|-------------|
| W = Width | h = Installation height | U = Standard rack unit | kg = Weight |
| H = Height | d = Insertion depth (1 U = 44.45 mm) | | |
| D = Depth | L = Length | UP = Packaging unit | |

Conversion:

| |
|----------------------|
| 1 mm = 0.03937 inch |
| 1 kg = 2.2046 pounds |



DOP20004

Vertiv™ Knürr® DoubleProRack® 19" Installation, Front with T-slot

- Can also be used as second mounting level.

Material

- Aluminum extrusions.

Finish

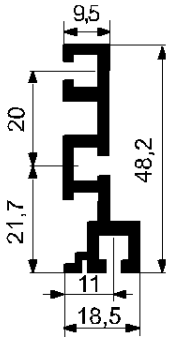
- Polished.

Scope of delivery

- 2 x 19" extrusions at the front, T-slot.
- 1 x Mounting kit.

How supplied

- In sets.



DOP00313

| U | Order No. | UP |
|----|--------------|-------|
| 6 | 01.240.440.9 | 1 set |
| 9 | 01.240.443.9 | 1 set |
| 12 | 01.240.445.9 | 1 set |
| 15 | 01.240.446.9 | 1 set |
| 18 | 01.240.447.9 | 1 set |
| 21 | 01.240.448.9 | 1 set |
| 24 | 01.240.449.9 | 1 set |



DOP20005

Vertiv™ Knürr® DoubleProRack® 19" Installation, Front with Mounting Holes

- Can also be used as second mounting level.

Material

- Extruded aluminum extrusions.

Finish

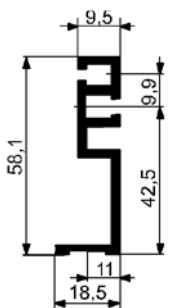
- Polished.

Scope of delivery

- 2 x 19" extrusions at the front, mounting holes.

How supplied

- In sets.



DOP00055

| U | Order No. | UP |
|----|--------------|-------|
| 6 | 01.240.490.9 | 1 set |
| 9 | 01.240.493.9 | 1 set |
| 12 | 01.240.495.9 | 1 set |
| 15 | 01.240.496.9 | 1 set |
| 18 | 01.240.497.9 | 1 set |
| 21 | 01.240.498.9 | 1 set |
| 24 | 01.240.499.9 | 1 set |



DOP20035

Vertiv™ Knürr® DoubleProRack® Fan Rear Panel 3 U

- With axial fans.
- With thermostat.

Technical data for single fan

- Max. volume flow (free blowing): 162 m³/h.
- Noise emission (free blowing): 37 dB(A).

Technical data for thermostat

- Setting range: 0 to 60°C.
- Mains supply: 240 V / 50 Hz.
- Nominal current: 16 A.

Scope of delivery

- 1 x fan rear panel, wired.
- 1 x Mounting kit.

Finish / Color

- Powder-coated texture, RAL 7035 light-grey.

How supplied

- Assembled.

Note

- Cannot be used in the enclosure's lowest U.



DOP20036

| W | H | U | Model | Order No. | UP |
|-------|-------|---|-----------------|--------------|--------|
| 554.4 | 132.5 | 3 | With thermostat | 01.243.428.1 | 1 unit |



DOP00275

Vertiv™ Knürr® DoubleProRack® Rear Panel, closed

- For DoubleProRack width 554.4 mm.

Material / Finish

- Sheet steel, 0.8 mm, powder-coated texture.

Color

- RAL 7035, light-grey.

Scope of delivery

- 1 x rear panel, closed.
- 1 x Mounting kit.

How supplied

- In sets.

| W | U | Order No. | UP |
|-------|----|--------------|--------|
| 554.4 | 6 | 01.240.454.1 | 1 unit |
| 554.4 | 9 | 01.240.457.1 | 1 unit |
| 554.4 | 12 | 01.240.459.1 | 1 unit |
| 554.4 | 15 | 01.240.460.1 | 1 unit |
| 554.4 | 18 | 01.240.461.1 | 1 unit |
| 554.4 | 21 | 01.240.462.1 | 1 unit |



DOP00274

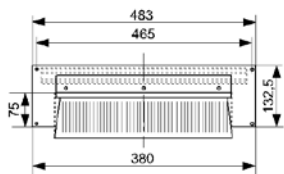
Vertiv™ Knürr® DoubleProRack® Connection Panel with Brush Strip

- To cover rear panel along with the corresponding rear panel shortened by 3 U.
- For DoubleProRack width 554.4 mm.
- With brush strip for cable routing and strain relief.

- **Finish / Color**
 - Powder-coated texture, RAL 7035 light-grey.

- **Scope of delivery**
 - 1 x connection plate.
 - 1 x Mounting kit.

- **How supplied**
 - In sets.



DOP00288

| W | H | U | Order No. | UP |
|-------|-------|---|--------------|--------|
| 554.4 | 132.5 | 3 | 01.243.438.1 | 1 unit |



MEC20122

Vertiv Knürr DoubleProRack Grounding Set for Enclosures

- For grounding top/bottom cover.
- With central grounding bolt.

- **Scope of delivery**
 - 2 x grounding connections, length 250 mm.
 - 4 x spring nuts, M5.
 - 2 x washers.
 - 4 x cylinder screws, M5 x 10.
 - 1 x grounding bolt.

- **How supplied**
 - In sets.



DOP20025

| Order No. | UP |
|--------------|-------|
| 01.243.400.9 | 1 set |



MEC20123

Vertiv Knürr DoubleProRack Grounding Set for Doors and Trims

- For grounding doors and/or cover plates.

- **Scope of delivery**
 - 5 x grounding connections, length 250 mm.
 - 1 x grounding connection, 250 mm, two-sided AMP plug.
 - 5 x spring nuts, M5.
 - 5 x cylinder screws, M5 x 10 with tooth-lock washer.
 - 5 x washers.

- **How supplied**
 - In sets.



DOP00286

| Order No. | UP |
|--------------|-------|
| 01.245.400.9 | 1 set |



ELM00068

Grounding Bar

- For safe grounding or potential equalization of equipment and components.

- **Material**
 - Electrolyte copper 9 x 9.

- **Scope of delivery**
 - 1 x grounding bar.
 - 2 x brackets.
 - 1 x Mounting kit.

| U | Order No. | UP |
|----|--------------|--------|
| 12 | 01.110.703.9 | 1 unit |
| 21 | 01.240.545.9 | 1 unit |



DOP20016

Contact Clamp

- Enables safe connection of equipment and components to grounding bar.
- For cables up to 25 mm.

- **Scope of delivery**
 - 120 x contact clamps.

| Order No. | UP |
|--------------|----------|
| 01.110.715.9 | 20 units |

| Dimensions in mm: | | | | Conversion: | |
|-------------------|-------------------------|------------------------|-------------|----------------------|--|
| W = Width | h = Installation height | U = Standard rack unit | kg = Weight | 1 mm = 0.03937 inch | |
| H = Height | d = Insertion depth | (1 U = 44.45 mm) | | 1 kg = 2.2046 pounds | |
| D = Depth | L = Length | UP = Packaging unit | | | |



DOP00282

Vertiv™ Knürr® DoubleProRack® Mounting Bracket

- For mounting socket strips and cable duct.

■ **Material / Finish**

- Zinc-passivated sheet steel.

■ **Scope of delivery**

- 2 x mounting brackets.
- 1 x Mounting kit.

■ **How supplied**

- In sets.

| Order No. | UP |
|--------------|-------|
| 01.240.533.9 | 1 set |



DOP00267

Vertiv Knürr DoubleProRack Twin Caster 50 mm

- For mobile installation of the DoubleProRack stand-alone enclosure with fixed casters.

■ **Material / Finish**

- Polyamide, RAL 9011 black.

■ **Load rating**

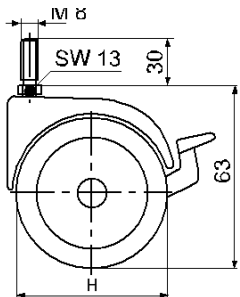
- 400 N per caster.
- 1200 N max. static total load per rack.

■ **Scope of delivery**

- 2 x twin casters.
- 2 x fixed casters.
- 4 x lock washers.

■ **How supplied**

- In sets.



DOP00233

| H | Order No. | UP |
|----|--------------|-------|
| 50 | 01.240.527.9 | 1 set |
| 75 | 01.240.528.9 | 1 set |

| Dimensions in mm: | | | | Conversion: |
|-------------------|-------------------------|------------------------|-------------|----------------------|
| W = Width | h = Installation height | U = Standard rack unit | kg = Weight | 1 mm = 0.03937 inch |
| H = Height | d = Insertion depth | (1 U = 44.45 mm) | | 1 kg = 2.2046 pounds |
| D = Depth | L = Length | UP = Packaging unit | | |

Vertiv™ Knürr® ConAct®

Network wall-mounted housing

Features

- Economical: savings of up to 50% on transport volume and storage space.
- Practical: "one-person" installation as housing is delivered in parts.
- Convenient for laying cables as it can be accessed from all sides; generous lateral clearance space.
- Individual configuration: various modification options available (color, design etc.).

The Vertiv™ Knürr® ConAct® network wall-mounted housing is notable due to its simple and quick "one-person" installation.

The Vertiv Knürr ConAct wall-mounted housing offers ideal conditions for network distribution. It is delivered in flat-pack sets.

Installing the ConAct network housing involves: Unpacking – and then network installation can begin within minutes.





A. ACT00024

■ **Economical**

- Einsparung bis zu 50% des Transportvolumens durch Flat-Pack-Verpackung (siehe Bild A).
- Durch platzsparende Verpackung einfacher Transport bis zur Montage.
- Kleine Verpackung – geringe Lagerfläche.



B. ACT00031

■ **"One-person" installation**

- No unnecessary dismantling of housing as it is delivered in parts.
- Rear panel mounted using drill-hole template.
- Easy assembly:
- Keyhole punching on the rear panel (see figure B).
- Push-in technology for mounting rails and covers.
- Symmetrical housing configuration.



C. ACT00030



D. ACT00033

■ **Cabling made easy**

- Access from all sides guarantees convenient mounting of the components.
- Open construction design permits easy cable management.
- Organized cable management with spacious lateral clearance area and cable clamping rails (see figures C+D).



E. ACT00034



F. ACT00033

■ **Accessories**

- Easy integration of accessories; e.g. socket strips with screw-on points on the vertical extrusion or on the rear panel (see figure E).
- Accessories available for orderly cable management; e.g. cable routing board or cable-routing bracket (see figure F).
- Comprehensive standard range of accessories available; e.g. shelves, drawers, socket strips, etc.

■ **Maintenance-friendly**

- Easy access for servicing is guaranteed when removing the side panels.
- Housing can be locked with security lock.
- Door opening angle: 180°.



ACT00017



ACT00024

1. Unpack



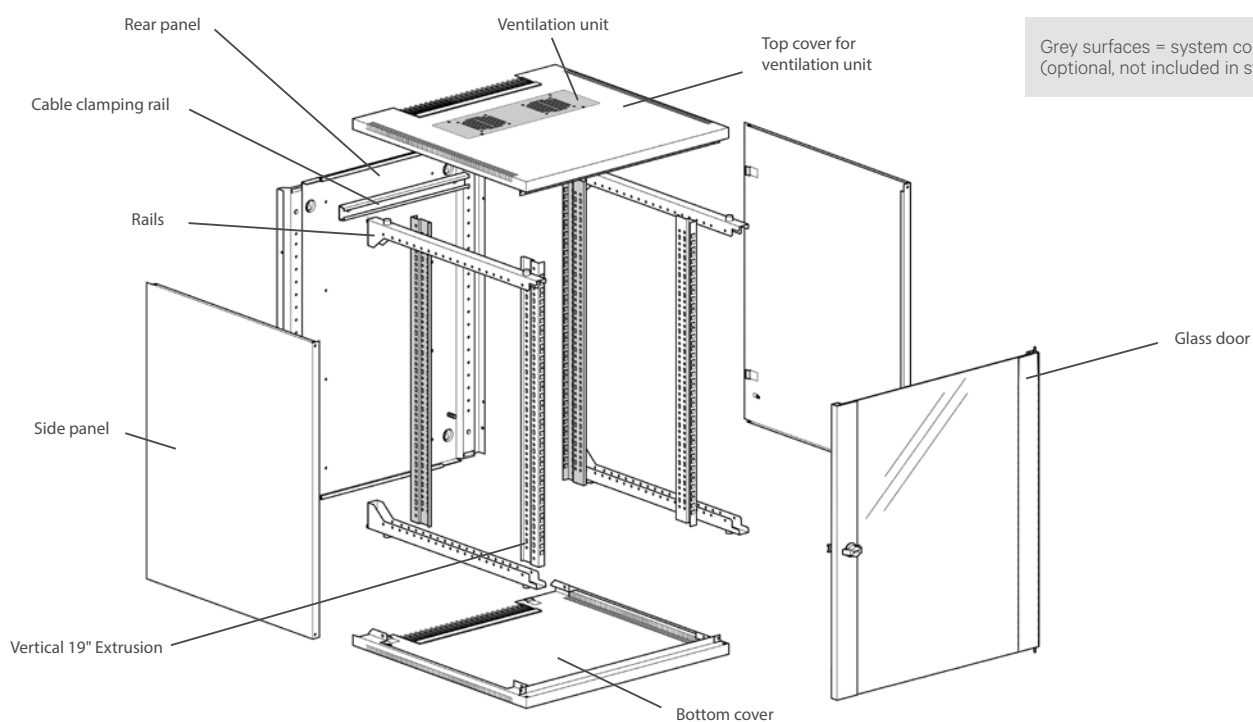
ACT00004

2. Mount rear panel



ACT00005

3. Mount supports and vertical extrusions



Grey surfaces = system components
(optional, not included in standard delivery)

ACT00038

Vertiv™ Knürr® ConAct® Technical data

■ 19" installation dimensions as per IEC 297-3

- Heights: 6 U / 9 HE / 12 U / 15 U / 18 U / 21 U / 24 U (1 U = 44.45 mm).
- Widths: 482.6 mm (19").

■ External dimensions

- Heights: 352 mm / 486 mm / 619 mm / 752 mm / 886 mm / 1019 mm / 1152 mm.
- Width: 600 mm.
- Depths: 400 mm / 500 mm / 600 mm.

■ Standards

- Grounding VDE 0100 T 540, EN 60950, EN 60529.

■ Configurations

- Stationary, wall mounting.



ACT00006



ACT00007



ACT00008

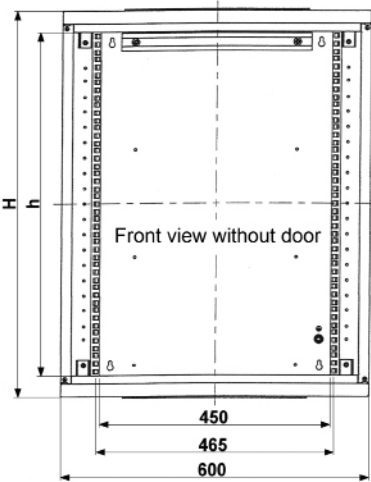
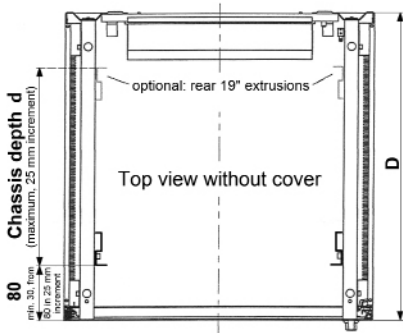
4. Install cables and components

5. Fit covers into place

6. Installation is now complete.



ACT20053



ACT20041

Vertiv™ Knürr® ConAct® 19" Wall-mounted Housing

Description

- For components compliant with IEC 297-3.
- Accessible from all sides; covers can be removed quickly.
- Cable routing via brush strip on top and bottom covers.
- Ventilation unit, optional (can easily be retrofitted).
- Front door with safety glass, lockable.

Jumpering space

- 80 mm (minimum 32, > 80 in 25 mm increments).

Load rating

- 500 N static.

Protection rating

- IP 20.

Material / Finish

- Rear panel and basic frame, sheet steel, zinc-passivated.
- Removable covers, powder-coated sheet steel.
- Front door, single safety glass panel, textured.
- 19" vertical extrusions, zinc-passivated sheet steel.

Color

- RAL 7035, light-grey.

Scope of delivery

- 1 x rear panel.
- 4 x mounting rails.
- 2 x 19" sheet-steel vertical extrusions.
- 1 x top cover, prepared for ventilation unit.
- 1 x bottom cover, closed.
- 2 x side panels.
- 1 x glass door.
- 1 x cable clamping rail.
- 1 x Mounting kit.

How supplied

- In parts.

| W | H | D | U | h | d (max.) | kg | Model | Order No. | UP |
|-----|------|-----|----|------|----------|----|-----------------|--------------|--------|
| 600 | 352 | 400 | 6 | 270 | 235 | 16 | With glass door | 05.010.000.1 | 1 unit |
| 600 | 486 | 400 | 9 | 404 | 235 | 19 | With glass door | 05.010.001.1 | 1 unit |
| 600 | 619 | 400 | 12 | 537 | 235 | 22 | With glass door | 05.010.002.1 | 1 unit |
| 600 | 352 | 500 | 6 | 270 | 335 | 18 | With glass door | 05.010.007.1 | 1 unit |
| 600 | 486 | 500 | 9 | 404 | 335 | 21 | With glass door | 05.010.008.1 | 1 unit |
| 600 | 619 | 500 | 12 | 537 | 335 | 24 | With glass door | 05.010.009.1 | 1 unit |
| 600 | 752 | 500 | 15 | 670 | 335 | 28 | With glass door | 05.010.010.1 | 1 unit |
| 600 | 886 | 500 | 18 | 804 | 335 | 31 | With glass door | 05.010.011.1 | 1 unit |
| 600 | 352 | 600 | 6 | 270 | 435 | 20 | With glass door | 05.010.014.1 | 1 unit |
| 600 | 486 | 600 | 9 | 404 | 435 | 23 | With glass door | 05.010.015.1 | 1 unit |
| 600 | 619 | 600 | 12 | 537 | 435 | 27 | With glass door | 05.010.016.1 | 1 unit |
| 600 | 752 | 600 | 15 | 670 | 435 | 30 | With glass door | 05.010.017.1 | 1 unit |
| 600 | 886 | 600 | 18 | 804 | 435 | 34 | With glass door | 05.010.018.1 | 1 unit |
| 600 | 1019 | 600 | 21 | 937 | 435 | 37 | With glass door | 05.010.019.1 | 1 unit |
| 600 | 1152 | 600 | 24 | 1070 | 435 | 41 | With glass door | 05.010.020.1 | 1 unit |

| Dimensions in mm: | | | | Conversion: | |
|-------------------|-------------------------|------------------------|-------------|----------------------|--|
| W = Width | h = Installation height | U = Standard rack unit | kg = Weight | 1 mm = 0.03937 inch | |
| H = Height | d = Insertion depth | (1 U = 44.45 mm) | | 1 kg = 2.2046 pounds | |
| D = Depth | L = Length | UP = Packaging unit | | | |



ACT00029

Vertiv™ Knürr® ConAct® 19" Vertical Extrusion

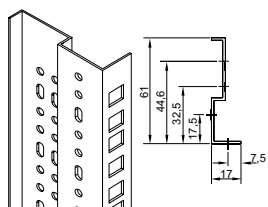
- Install in front and/or rear of housing.

Material / Finish

- Sheet steel, 1.5 mm, zinc passivated.

Scope of delivery

- 2 x vertical extrusions.
- 1 x Mounting kit.



ACT00035

| U | Order No. | UP |
|----|--------------|-------|
| 6 | 05.010.321.9 | 1 set |
| 9 | 05.010.322.9 | 1 set |
| 12 | 05.010.323.9 | 1 set |
| 15 | 05.010.324.9 | 1 set |
| 18 | 05.010.325.9 | 1 set |
| 21 | 05.010.326.9 | 1 set |
| 24 | 05.010.327.9 | 1 set |



ACT20058

Vertiv Knürr ConAct Ventilation Unit with Thermostat

- Easy retrofitting of ventilation unit in top cover.
- With two axial fans.
- With thermostat.
- Available in two performance classes.

Material / Finish

- Zinc-passivated sheet steel.

Technical data for single fan

- Type 1:
- Volume flow (free blowing): 162 m³/h per fan.
 - Noise emission (free blowing): 37 dB(A).
- Type 2 (quiet):
- Volume flow (free blowing): 120 m³/h per fan.
 - Noise emission (free blowing): 32 dB(A).

Technical data for thermostat

- Setting range: 0 to 60°C.
- Mains supply: 240 V / 50 Hz.
- Nominal current: 16 A.

Color

- RAL 7035, light-grey.

Scope of delivery

- 1 x ventilation unit ready for connection.
- 1 x Wired with thermostat.

How supplied

- Assembled, wired and tested.

| Model | Order No. | UP |
|----------------|--------------|-------|
| Type 1 | 05.010.306.1 | 1 set |
| Type 2 (quiet) | 05.010.307.1 | 1 set |



ACT00026

Vertiv Knürr ConAct Grounding Set

- For grounding all covers on housing frame.

Scope of delivery

- 5 x grounding conductors, 6 mm².
- 1 x Mounting kit.

| Bestell-Nr. | VE |
|--------------|--------|
| 05.010.330.9 | 1 Satz |



MIR00641

Vertiv Knürr ConAct Cable Clamping Rail

- Cables secured with U-clamps, clamping bars or hammer-head threaded plate.
- For mounting on rear panel.

Material / Finish

- Zinc-passivated sheet steel.

Scope of delivery

- 1 x cable clamping rail.
- 1 x Mounting kit.

How supplied

- In sets.



ACT00006_A

| Order No. | UP |
|--------------|-------|
| 05.010.340.9 | 1 set |

Vertiv™ SmartAisle™

The Comprehensive Solution for Data Centers

Features

- Outstanding fail-safe design.
- Ideal temperature for IT equipment; no hot spots.
- Minimal energy consumption.
- Easy to plan a new data center.

Comprehensive Solution

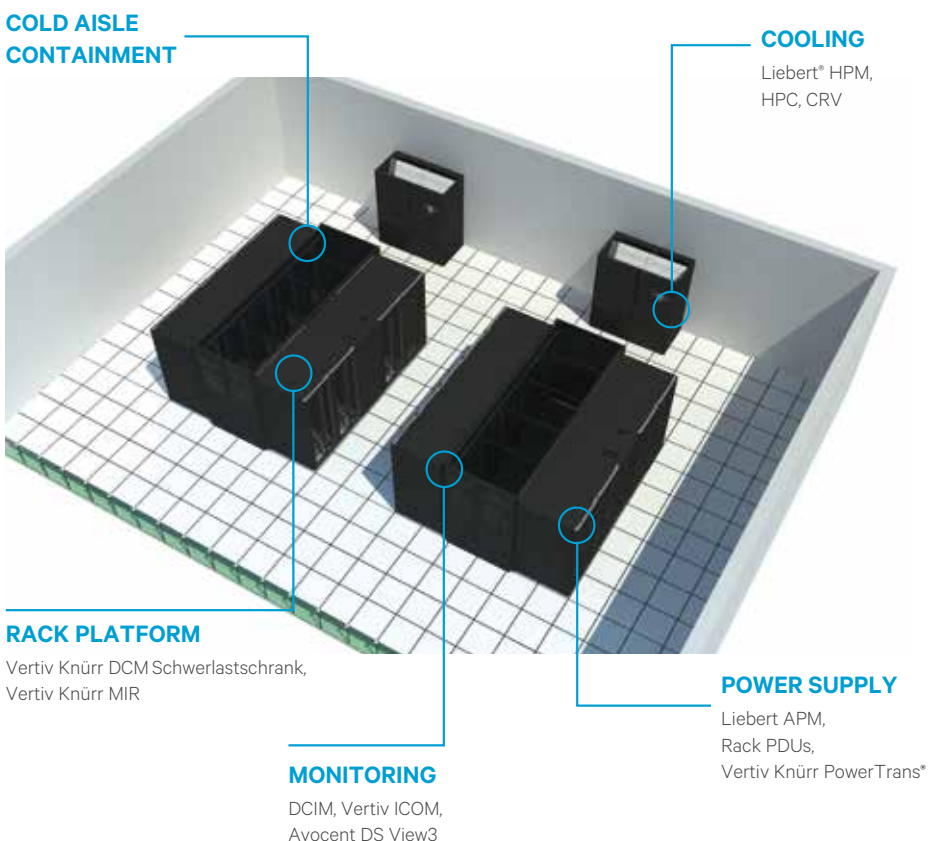
- Racks.
- Rack PDUs.
- Power distribution.
- UPS.
- Vertiv™ ICOM™-controlled cooling.
- Containment.
- Cable management.
- Rack and aisle monitoring.
- Data center infrastructure.
- DCIM Management.
- Commissioning and maintenance.
- Other services.


All have interfaces at a top-level infrastructure management system (Vertiv *Trellis*™), which facilitates holistic monitoring, management and automation of the physical infrastructure.

The most important trend in IT is the increasing independence of applications from the IT infrastructure. Virtualization and cloud computing are the current buzzwords. Hardware is based on energy-efficient IT components and the dynamic control of these components to meet the applications' current requirements.

Vertiv's SmartAisle™ is the SmartAisle solution encompasses the space, power supply and cooling for servers, storage and the network in the data center. Data centers are highly individual and are constantly subject to change. The physical infrastructure can be adapted to meet any conceivable need by selecting comprehensive portfolio components that harmonize with one another.

The Vertiv SmartAisle™ solution is future-proof and delivers outstanding availability and efficiency.





Vertiv™ SmartAisle™ containment – consistent separation of warm and cold air is the cornerstone of an energy-efficient data center.

Vertiv™ SmartAisle™

The Comprehensive Solution Concept for Data Centers

Vertiv Control System



Due to rising power costs and increased environmental awareness, the main objective for most operators is to maximize the energy efficiency of their data centers.

Many have already implemented basic separation of cold air from warm air with blanking panels, bushings for cable entry, cold aisle containment, etc. Air-cooling units are key to energy-efficient data centers and further optimization is achieved by adjusting the fans' speed.

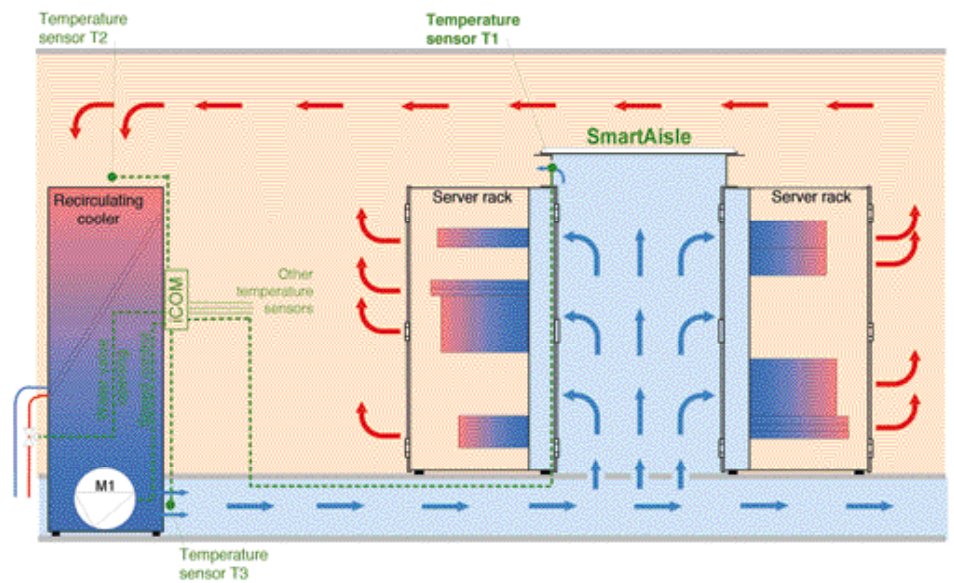
The operator reduces electricity costs significantly by choosing the right type of control system, which in turn increases availability. In the event of one recirculated air cooling device malfunctioning, temperature control is maintained by increasing the speed of the remaining devices.


The two most common control principles are pressure control and control via the cold aisle temperature.

With the Vertiv SmartAisle control principle, the cold aisle temperature, i.e. the temperature of the air supply to the servers is used to control the fans in the room's climate control equipment (see diagram).

This control principle is patented.

The Vertiv SmartAisle Control-System Principle





Vertiv™ SmartAisle™

The Comprehensive Solution Concept for Data Centers

Overview of Vertiv™ SmartAisle™ Containment



STANDARD

Standard program:

- Aisle width 1200 / 1500 and 1800 mm.
- Rack height 2000 and 2200 mm.

Features:

- Ideal for new data centers and for retrofitting homogeneous rack aisles.
- Industrial prefabrication makes for a highly economic solution.
- Quick and easy on-site installation.



CUSTOMIZED

Features:

- Precision fit to racks and rows.
- Suitable for retrofitting heterogeneous data centers.
- Compatible with standard Vertiv SmartAisle.



FREE-STANDING

Features:

- Flexible adjustment to racks with non-standard dimensions.
- For racks and applications that are exchanged at intervals.
- Compatible with standard Vertiv SmartAisle.



SWITCH TUBES

Features:

- No hot spots.
- Suitable airflow routing.
- Utilized in energy-efficient data centers.

Standard Vertiv™ SmartAisle™ Containment

Vertiv™ Power Containment Solution

Standard program

- Aisle width: 1200 / 1500 and 1800 mm.
- Rack height: 2000 and 2200 mm.

Features

- Ideal for new data centers and for retro-fitting homogeneous rack aisles.
- Industrial prefabrication makes for a highly economic solution.
- Quick and easy on-site installation.
- The containment can be used for Vertiv racks as well as for the most common racks in the market.
- The racks do not need to be installed in pairs.
- The top panels are transparent so that the available room lighting can be used.

The standard Vertiv SmartAisle product range consists of flexible, adaptable and user-friendly components.

The individual components equalize the tolerances of the racks, which are not usually installed with millimeter precision. The system is compatible with most commercially available racks.

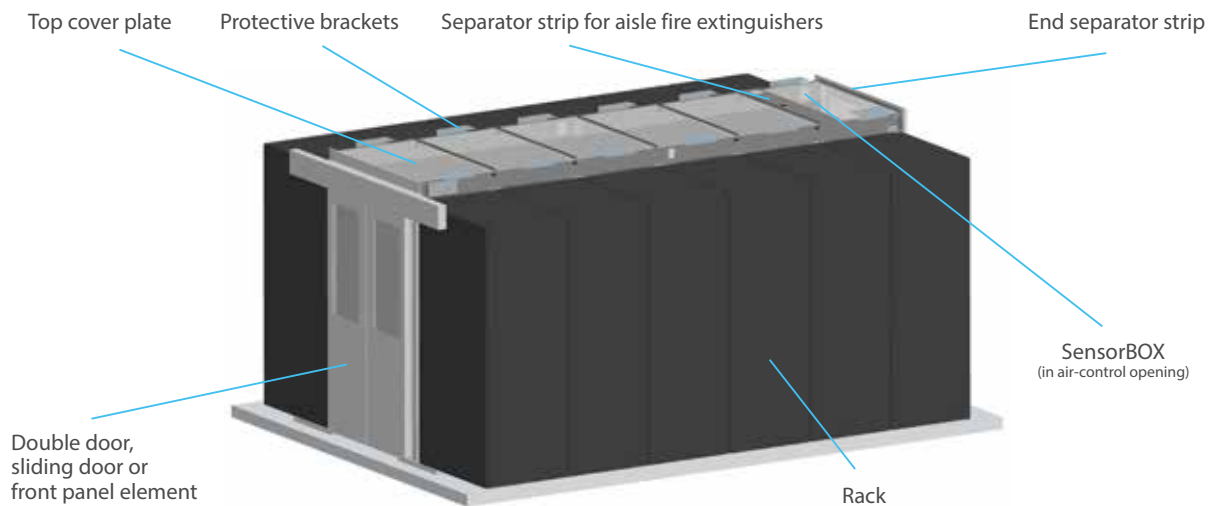
The standard top covers have been prepared for the patented Vertiv SmartAisle control system.

Different door systems are available, including hinged and sliding doors. Hinged or swing doors offer advantages in terms of safety and emergency exits, while sliding doors take up less space.



Vertiv™ SmartAisle™ Containment

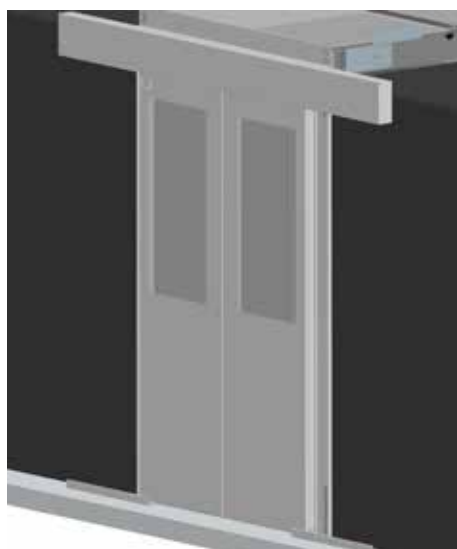
■ Configuration assistant



CAC20000

| Required data per cold aisle | Example |
|---|----------------------------|
| - Aisle width (standard dimensions 1200, 1500 and 1800 mm ± 50 mm) | Aisle width (AW) = 1200 mm |
| - Rack height (standard dimensions 2000 and 2200 mm) | Rack height (H) = 2000 mm |
| - Aisle length | Aisle length (L) = 4800 mm |
| - Rack type | Vertiv Knürr DCM® B800 |
| - Color (light-grey RAL 7035 or dark-grey RAL 7021) | Dark-grey RAL 7021 |

| Options | Example | Item | |
|--|-----------------------------|-----------------------------|----------|
| - Front door component (sliding door, double door, front panel) | Sliding door | 03.029.026.8 | 1 unit |
| - Front door c closer (mechanical, electric) | Electric door closer | 03.029.046.8 | 1 unit |
| - Rear door component (sliding door, double door, front panel) | Double door | 03.029.021.8 | 1 unit |
| - Rear door closer (mechanical, electric) | Mechanical door closer | (integrated in double door) | |
| - Top cover plate | Top cover plate L2400 | 03.029.129.8 | 2 sets |
| - End separator strip | End separator strip GB 1200 | 03.029.010.8 | 1 pair |
| - SensorBOX | Yes | 03.029.132.8 | 2 units |
| - Protective brackets | Yes | 03.029.041.8 | 6 sets |
| - DCM® adjustment shim | Yes | 03.029.137.8 | 3 sets |
| - Filler panel | No | | |
| - Height trims | No | | |
| - Sealing set | Yes | 03.029.040.9 | 2 sets |
| - Raised-floor air barrier for cable entry | Yes (per rack) | 03.029.211.9 | 22 units |
| - Open mesh flooring plate | Yes | 03.029.090.8 | 28 units |



CAC20001

Vertiv™ SmartAisle™ Sliding-door Prepared for Automatic Door Closers

Description

- Used in cold aisle containment for aisle widths: 1200 / 1500 / 1800 mm (± 50 mm).
- Quick and easy mounting.
- Suitable for MIR® and DCM® racks and most other brands.

Clear door opening

- Width: at least 950 mm.
- Height: 2080 mm.

Material

- Door components: sheet steel.
- Observation window: single safety-glass panel.
- Brush strips: polyamide (UL94 HF-1).

Finish

- Final digit of order number .1: powder-coated, RAL 7035 light-grey (e. g. X=1; 03.029.026. X=03.29026.1=light-grey).

- Final digit of order number .8: powder-coated, RAL 7021 dark-grey (e. g. X=8; 03.029.026. X=03.29026.8=dark-grey).

Scope of delivery

- 1 x frame.
- 2 x doors.
- 2 x floor guides.
- 1 x Covers.
- 1 x Sealing material.
- 1 x Mounting kit.

How supplied

- In sets.

Note

Please order the requisite closers (electric or mechanical).

| H | AW | Order No. | UP |
|------|------|---------------------|-------|
| 2000 | 1200 | 03.029.026.X | 1 set |
| 2200 | 1200 | 03.029.027.X | 1 set |
| 2000 | 1500 | 03.029.061.X | 1 set |
| 2200 | 1500 | 03.029.062.X | 1 set |
| 2000 | 1800 | 03.029.066.X | 1 set |
| 2200 | 1800 | 03.029.067.X | 1 set |



CAC20004

Electric Sliding-door Closer

Description

- Compatible with SmartAisle™ sliding door.
- Increases energy efficiency as doors closes automatically.
- Opens with "push & go".
- Closes with "push & go" or automatically (0 to 30 seconds).
- Opener/closer contact for control (e.g. fire alarm system).

Material

- Sheet steel.

Finish

- Final digit of order number .1: powder-coated, RAL 7035 light-grey.
- Final digit of order number .8: powder-coated, RAL 7021 dark-grey.

Technical data

- Power supply: 230 V / 50 - 60 Hz.
- Opening speed: 0.4 m/s.
- Closing speed: 0.2 m/s.
- Automatic closing time, adjustable: 0 to 30 s.
- Force: 30 N.

How supplied

- Single items.

Scope of delivery


- 1 x electric drive.
- 1 x cover.
- 1 x Mounting brackets.
- 1 x Mounting kit.

| Order No. | UP |
|---------------------|-------|
| 03.029.046.X | 1 set |

| Dimensions in mm: | | | | Conversion: | |
|-------------------|-------------------------|------------------------|-------------|----------------------|--|
| W = Width | h = Installation height | U = Standard rack unit | kg = Weight | 1 mm = 0.03937 inch | |
| H = Height | d = Insertion depth | (1 U = 44.45 mm) | | 1 kg = 2.2046 pounds | |
| D = Depth | L = Length | UP = Packaging unit | | | |



CAC20006



CAC20007

Mechanical Sliding-door Closer

Description

- Suitable for Vertiv™ SmartAisle™ sliding door.
- Increases energy efficiency as doors open and close automatically.
- Stop function when open.

Material

- Sheet steel.

Finish

- Final digit of order number .1: powder-coated, RAL 7035 light-grey (e. g. X=1; 03.029.026. X=03.29026.1=light-grey).

- Final digit of order number .8: powder-coated, RAL 7021 dark-grey (e. g. X=8; 03.029.026. X=03.29026.8=dark-grey).

Scope of delivery

- 2 x sets of gas pressure springs.
- 1 x cover.
- 1 x Mounting brackets.
- 1 x Mounting kit.

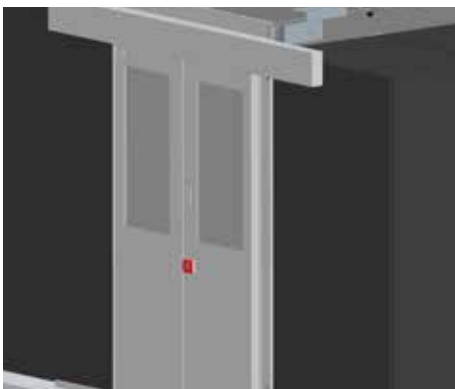
Technical data

- Force: 20 N.

How supplied

- Single items.

| Order No. | UP |
|--------------|-------|
| 03.029.047.X | 1 set |



CAC20002



CAC20003

Vertiv™ SmartAisle™ Sliding-door with Access Check

Description

- Used in cold aisle containment for aisle widths: 1200 / 1500 / 1800 mm (± 50 mm).
- Quick and easy mounting.
- Suitable for MIR® and DCM® racks and most other brands.
- Magnets ensure safe closing; in the event of a power failure, the door can easily be opened manually.
- Standard access check with keypad (other systems also available).
- Inside switch for routine exit.
- VdS-compliant emergency switch inside; height of switch < 1 meter.
- VdS-compliant emergency switch outside for rescue purposes.
- Door contact switch for monitoring "door open" - "door closed".

Finish

- Final digit of order number .1: powder-coated, RAL 7035 light-grey.
- Final digit of order number .8: powder-coated, RAL 7021 dark-grey.

Scope of delivery

- 1 x frame.
- 2 x doors.
- 2 x floor guides.
- 1 x rack monitoring system.
- 1 x Electrical closing system.
- 1 x Covers.
- 1 x Sealing material.
- 1 x Mounting kit.

How supplied

- In sets.

Clear door opening

- Width: at least 950 mm.
- Height: 2080 mm.

Material

- Door components: sheet steel.
- Observation window: single safety-glass panel.
- Brush strips: polyamide (UL94 HF-1).

| H | AW | Order No. | UP |
|------|------|--------------|-------|
| 2000 | 1200 | 03.029.029.X | 1 set |
| 2200 | 1200 | 03.029.029.X | 1 set |

| Dimensions in mm: | | | | Conversion: | |
|-------------------|-------------------------|------------------------|-------------|-------------|-----------------|
| W = Width | h = Installation height | U = Standard rack unit | kg = Weight | 1 mm | = 0.03937 inch |
| H = Height | d = Insertion depth | (1 U = 44.45 mm) | | 1 kg | = 2.2046 pounds |
| D = Depth | L = Length | UP = Packaging unit | | | |



CAC20008

Vertiv™ SmartAisle™ Double Door with Automatic Door Closer

Description

- Used in cold aisle containment for aisle widths: 1200 / 1500 / 1800 mm (\pm 50 mm).
- Quick and easy mounting.
- Suitable for MIR® and DCM® racks and most other brands.
- Integrated automatic/mechanical door closer (opening angle 180°, stop angle approx. 120°; door closes automatically from approx. 100°).

Clear door opening

- Width: 1200 mm.
- Height: 2100 mm (for rack height 2000 mm); 2300 (for rack height 2200).

Material

- Door frame: aluminum.
- Door components: sheet steel.
- Observation window: single safety-glass panel.
- Brush strips: polyamide (UL94 HF-1).

Finish

- Final digit of order number .1: powder-coated, RAL 7035 light-grey.
- Final digit of order number .8: powder-coated, RAL 7021 dark-grey.

Scope of delivery

- 1 x door frame.
- 2 x doors.
- 3 x design covers.
- 2 x door closers.
- 1 x Mounting kit.

How supplied

- In sets.

| H | AW | Order No. | UP |
|------|------|---------------------|-------|
| 2000 | 1200 | 03.028.021.X | 1 set |
| 2200 | 1200 | 03.028.022.X | 1 set |
| 2000 | 1500 | 03.028.041.X | 1 set |
| 2200 | 1500 | 03.028.042.X | 1 set |
| 2000 | 1800 | 03.028.046.X | 1 set |
| 2200 | 1800 | 03.028.047.X | 1 set |



CAC20009

Vertiv SmartAisle Front Panel

Description

- Used in cold aisle containment for aisle widths: 1200 / 1500 / 1800 mm (\pm 50 mm).
- Alternative to cold aisle door.
- Quick and easy mounting.
- Suitable for MIR® and DCM® racks and most other makes.

Material

- Sheet steel.

Finish

- Final digit of order number .1: powder-coated, RAL 7035 light-grey.

- Final digit of order number .8: powder-coated, RAL 7021 dark-grey.


Scope of delivery

- 1 x bracing bracket.
- 2 to 4 panels.
- 1 x Mounting kit.

How supplied

- In sets.

| H | AW | Order No. | UP |
|------|------|---------------------|-------|
| 2000 | 1200 | 03.029.031.X | 1 set |
| 2200 | 1200 | 03.029.032.X | 1 set |
| 2000 | 1500 | 03.029.034.X | 1 set |
| 2200 | 1500 | 03.029.035.X | 1 set |
| 2000 | 1800 | 03.029.037.X | 1 set |
| 2200 | 1800 | 03.029.038.X | 1 set |



CAC20010

Vertiv™ SmartAisle™ Top Cover Plate

Description

- Used in cold aisle containment for aisle widths: 1200 / 1500 / 1800 mm (± 50 mm).
- Quick and easy mounting.
- Suitable for MIR® and DCM® racks and most other brands.
- With rubber sleeves for cable routing.
- Top cover plate with low fire load and smoke generation (optionally with compound safety glass).
- Top cover plate(s) can be removed quickly and easily.
- Equipped with SensorBOX for energy-efficient operation of the recirculated air cooling devices and for preventing hot spots.

Clear aisle height

- Rack height 2000 mm: 2150 mm.
- Rack height 2200 mm: 2350 mm.

Material

- Angular extrusion, cross brace: sheet steel.
- Top cover plate: polycarbonate, UL94 V-0/DIN 4102 B1.

Finish

- Final digit of order number .1: powder-coated, RAL 7035 light-grey.
- Final digit of order number .8: powder-coated, RAL 7021 dark-grey.

Scope of delivery

- 2 x angular extrusions with air regulation opening.
- 1 x separator strip for L 300/600/800, 3 x separator strips for L 2400.
- 1 x top cover plate for L 300/600/800, 3 x top cover plates for L 2400.
- 2 x angular extrusion plates.
- 1 x Mounting kit.

How supplied

- In sets.

Important Note

When using Vertiv Knürr DCM® racks, please also order corresponding adjustment plates.

Note

Please also order correct number of SensorBOXes for the recirculated air cooling devices' control system.

| L | AW | Order No. | UP |
|------|------|--------------|-------|
| 300 | 1200 | 03.029.120.X | 1 set |
| 600 | 1200 | 03.029.123.X | 1 set |
| 800 | 1200 | 03.029.126.X | 1 set |
| 2400 | 1200 | 03.029.129.X | 1 set |
| 300 | 1500 | 03.029.121.X | 1 set |
| 600 | 1500 | 03.029.124.X | 1 set |
| 800 | 1500 | 03.029.127.X | 1 set |
| 2400 | 1500 | 03.029.130.X | 1 set |
| 300 | 1800 | 03.029.122.X | 1 set |
| 600 | 1800 | 03.029.125.X | 1 set |
| 800 | 1800 | 03.029.128.X | 1 set |
| 2400 | 1800 | 03.029.131.X | 1 set |



CAC20011

Vertiv™ SmartAisle™ End Separator Strip

Description

- Used in cold aisle containment for aisle widths: 1200 / 1500 / 1800 mm (\pm 50 mm).
- Quick and easy mounting.
- For connecting the door component or front panel.

Material

- Sheet steel.

Finish

- Final digit of order number .1: powder-coated, RAL 7035 light-grey.
- Final digit of order number .8: powder-coated, RAL 7021 dark-grey.


Scope of delivery

- 2 x end separator strips.
- 1 x Mounting kit.

How supplied

- Single items.

| AW | Order No. | UP |
|------|---------------------|--------|
| 1200 | 03.029.010.X | 1 pair |
| 1500 | 03.029.011.X | 1 pair |
| 1800 | 03.029.012.X | 1 pair |



CAC20012

Vertiv SmartAisle Separator Strip for Aisle Fire Extinguisher for Vertiv SmartAisle Top Cover Plate

Description

- For gas extinguisher in cold aisle.
- Rubber sleeve for covering piping, and/or the nozzles in the cold aisle.
- Screw fitting for securing the piping to the cold-aisle containment.
- Equipped with SensorBOX for energy-efficient operation of the recirculated air cooling devices as well as to prevent hot spots.

Material

- Sheet steel.

Finish

- Final digit of order number .1: powder-coated, RAL 7035 light-grey.
- Final digit of order number .8: powder-coated, RAL 7021 dark-grey.

Scope of delivery

- 1 x separator strip for aisle fire extinguisher.
- 1 x Mounting kit.

How supplied

- In sets.

| L | AW | Order No. | UP |
|-----|------|---------------------|-------|
| 200 | 1200 | 03.029.115.X | 1 set |
| 200 | 1500 | 03.029.116.X | 1 set |
| 200 | 1800 | 03.029.117.X | 1 set |

| Dimensions in mm: | | | | Conversion: | |
|-------------------|-------------------------|------------------------|-------------|-------------|-----------------|
| W = Width | h = Installation height | U = Standard rack unit | kg = Weight | 1 mm | = 0.03937 inch |
| H = Height | d = Insertion depth | (1 U = 44.45 mm) | | 1 kg | = 2.2046 pounds |
| D = Depth | L = Length | UP = Packaging unit | | | |



CAC00NEU

Vertiv™ SmartAisle™ Sliding-door Wall-mount Prepared for Automatic Door Closers

Description

- For a cold aisle containment between rack row and wall.
- For an aisle width of 900 to 1200 mm (± 50 mm).
- Quick and easy mounting.
- Suitable for MIR® and DCM® racks and most other brands.

Clear door opening

- Width: 860 mm (mechanical door closer); 820 mm (electrical door closer).
- Height: 2080 mm.

Material

- Door components: sheet steel.
- Observation window: single safety-glass panel.
- Brush strips: polyamide (UL94 HF-1).

Finish

- Final digit of order number .1: powder-coated, RAL 7035 light-grey.
- Final digit of order number .8: powder-coated, RAL 7021 dark-grey.

Scope of delivery

- 1 x frame.
- 2 x doors.
- 2 x floor guides.
- 1 x Covers.
- 1 x Sealing material.
- 1 x Mounting kit.

How supplied

- In sets.

Note

Please order the requisite closers (electric or mechanical).

| H | AW | Order No. | UP |
|-----------|----------|--------------|-------|
| 2000-2200 | 900-1200 | 03.029.190.X | 1 set |



CAC00NEU

Electric Sliding-door Closer Wall-mount

Description

- Compatible with Vertiv SmartAisle™ sliding door wall-mount.
- Increases energy efficiency as doors closes automatically.
- Opens with "push & go".
- Closes with "push & go" or automatically (0 to 30 seconds).
- Opener/closer contact for control (e.g. fire alarm system).

Material

- Sheet steel.

Finish

- Final digit of order number .1: powder-coated, RAL 7035 light-grey.
- Final digit of order number .8: powder-coated, RAL 7021 dark-grey.

Scope of delivery

- 1 x electric drive.
- 1 x cover.
- 1 x Mounting brackets.
- 1 x Mounting kit.


Technical data

- Power supply: 230 V / 50 - 60 Hz.
- Opening speed: 0.4 m/s.
- Closing speed: 0.2 m/s.
- Automatic closing time, adjustable: 0 to 30 s.
- Force: 30 N.

How supplied

- Single items.

| Order No. | UP |
|--------------|-------|
| 03.029.192.X | 1 set |



CAC00NEU

Mechanical Sliding-door Closer Wall-mount

- Description**
 - Suitable for Vertiv SmartAisle™ sliding door wall-mount.
 - Increases energy efficiency as doors open and close automatically.
 - Stop function when open.
- Material**
 - Sheet steel.
- Finish**
 - Final digit of order number .1: powder-coated, RAL 7035 light-grey.
 - Final digit of order number .8: powder-coated, RAL 7021 dark-grey.
- Scope of delivery**
 - 2 x sets of gas pressure springs.
 - 1 x cover.
 - 1 x Mounting brackets.
 - 1 x Mounting kit.
- Technical data**
 - Force: 20 N.
- How supplied**
 - Single items.

| Order No. | UP |
|--------------|-------|
| 03.029.193.X | 1 set |



CAC00NEU

Vertiv™ SmartAisle™ Top Cover Plate Wall-mount

- Description**
 - Used in cold aisle containment for aisle width 1200 mm (\pm 50 mm).
 - Quick and easy mounting.
 - Suitable for MIR® and DCM® racks and most other brands.
 - With rubber sleeves for cable routing.
 - Top cover plate with low fire load and smoke generation (optionally with compound safety glass).
 - Top cover plate(s) can be removed quickly and easily.
 - Equipped with SensorBOX for energy-efficient operation of the recirculated air cooling devices and for preventing hot spots.
- Clear aisle height**
 - Rack height 2000 mm: 2150 mm.
 - Rack height 2200 mm: 2350 mm.
- Material**
 - Angular extrusion, cross brace: sheet steel.
 - Top cover plate: polycarbonate, UL94 V-0/DIN 4102 B1.
- Finish**
 - Final digit of order number .1: powder-coated, RAL 7035 light-grey.
 - Final digit of order number .8: powder-coated, RAL 7021 dark-grey.
- Scope of delivery**
 - 2 x angular extrusions with air regulation opening.
 - 1 x separator strip for W 300/600/800, 3 x separator strips for L 2400.
 - 1 x top cover plate for W 300/600/800, 3 x top cover plates for L 2400.
 - 2 x angular extrusion plates.
 - 1 x Mounting kit.
- How supplied**
 - In sets.
- Important Note**

When using Knürr DCM® or MIR® 2 racks, please also order corresponding adjustment plates.
- Note**

Please also order correct number of Sensor-BOXes for the recirculated air cooling devices control system.

| L | AW | Order No. | UP |
|------|------|--------------|-------|
| 300 | 1200 | 03.029.195.X | 1 set |
| 600 | 1200 | 03.029.196.X | 1 set |
| 800 | 1200 | 03.029.197.X | 1 set |
| 2400 | 1200 | 03.029.198.X | 1 set |



CAC20013

Vertiv™ SmartAisle™ DCM® Adjustment Shim used with Vertiv Knürr DCM® Racks

Description

- Spacer between DCM® rack and cold aisle containment.

Material

- Sheet steel.

Finish

- Final digit of order number .1: powder-coated, RAL 7035 light-grey.
- Final digit of order number .8: powder-coated, RAL 7021 dark-grey.

Scope of delivery

- 1 x adjustment shim.

How supplied

- In sets.




CAC20014



CAC20015

| W / L | For rack type | Order No. | UP |
|-------|---------------|---------------------|-------|
| 300 | DCM® | 03.029.134.X | 1 set |
| 600 | DCM® | 03.029.135.X | 1 set |
| 800 | DCM® | 03.029.137.X | 1 set |
| 1000 | DCM® | 03.029.139.X | 1 set |



CAC20016

Vertiv SmartAisle SensorBOX for SmartAisle™ Top Cover Plates

Description

- Suitable for air regulation opening of the top cover plates.
- As per patented control-system principle designed for energy-efficient operation of the cooling system.
- Prepared for Liebert® temperature sensor.
- Compatible with a variety of sensors.

Finish

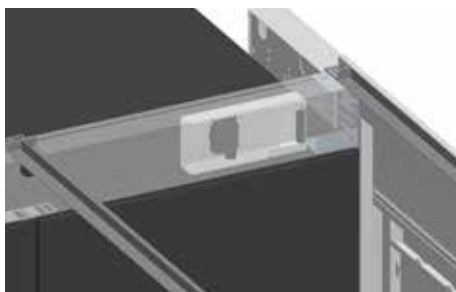
- Final digit of order number .1: powder-coated, RAL 7035 light-grey.
- Final digit of order number .8: powder-coated, RAL 7021 dark-grey.

Scope of delivery

- 1 x SensorBOX.
- 1 x Mounting kit.

How supplied

- In sets.



CAC20017

| Order No. | UP |
|---------------------|-------|
| 03.029.132.X | 1 set |

Vertiv™ SmartAisle™ Filler Panel

Description

- For sealing off the compartments without racks in the suite.
- Quick and easy mounting.
- Variable height; can be used for total rack heights of 1990 to 2220 mm.
- Several filler panels can be set up in a row.

Material

- Sheet steel.

Finish

- Final digit of order number .1: powder-coated, RAL 7035 light-grey.
- Final digit of order number .8: powder-coated, RAL 7021 dark-grey.

Scope of delivery

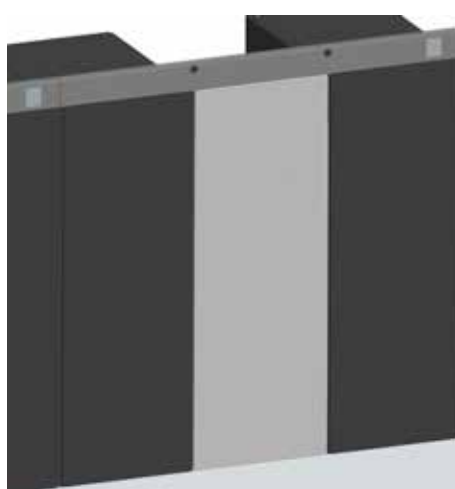
- 1 x filler panel (two parts).
- 1 x Mounting kit.

How supplied

- In sets.



CAC20018



CAC20019

| W / L | H | Order No. | UP |
|-------|-------------|---------------------|-------|
| 300 | 2000 / 2200 | 03.029.055.X | 1 set |
| 600 | 2000 / 2200 | 03.029.056.X | 1 set |
| 800 | 2000 / 2200 | 03.029.058.X | 1 set |

| Dimensions in mm: | | | | Conversion: | |
|-------------------|-------------------------|------------------------|-------------|----------------------|--|
| W = Width | h = Installation height | U = Standard rack unit | kg = Weight | 1 mm = 0.03937 inch | |
| H = Height | d = Insertion depth | (1 U = 44.45 mm) | | 1 kg = 2.2046 pounds | |
| D = Depth | L = Length | UP = Packaging unit | | | |



DCM20057

Vertiv™ SmartAisle™ Height Trim

- For adjusting the separation of the cold and hot areas in smaller racks.

Material

- Sheet steel.

Finish

- Final digit of order number .1: powder-coated, RAL 7035 light-grey.
- Final digit of order number .8: powder-coated, RAL 7021 dark-grey.

Scope of delivery

- 1 x height trim.
- 1 x Mounting kit.

How supplied

- In sets.


Note

Where there are several adjacent height panels, please request the corresponding angular extrusion plates.



LUF20328

| W | H | For rack type | Order No. | UP |
|------|-----|---------------|---------------------|-------|
| 300 | 221 | DCM® | 03.029.140.X | 1 set |
| 600 | 221 | DCM® | 03.029.141.X | 1 set |
| 600 | 200 | MIR® | 03.029.051.X | 1 set |
| 800 | 221 | DCM® | 03.029.143.X | 1 set |
| 800 | 200 | MIR® | 03.029.052.X | 1 set |
| 1000 | 221 | DCM® | 03.029.145.X | 1 set |



DCM20131

Vertiv SmartAisle Protective Brackets for Top Cover Plate

- Prevents Plexiglas panels from lifting up when there is excess pressure.
- Enables safe pressure equalization in the event of a malfunction or while a fire is being extinguished.

Material

- Sheet steel.

Finish

- Final digit of order number .1: powder-coated, RAL 7035 light-grey.
- Final digit of order number .8: powder-coated, RAL 7021 dark-grey.

Scope of delivery

- 1 x pair of protective brackets.
- 1 x Mounting kit.


How supplied

- In sets.



LUF20383

| Order No. | UP |
|---------------------|-------|
| 03.029.041.X | 1 set |



LUF20336

Vertiv SmartAisle Sealing Set for 4.8 meter Aisle Length

- Suitable for installation in MIR® rack.
- For sealing the leveling area between the floor and the rack.
- For sealing MIR® rack suites without side panels.

Material / Color

- Foam element: PUR ether UL94 HF-1, black.
- Cover extrusion: PVC extruder extrusion, black.


Scope of delivery

- 10 meters of foam 40 x 25 mm.
- 31 meters cover extrusion.

How supplied

- In sets.

| W | For rack type | Order No. | UP |
|------|---------------|---------------------|-------|
| 4800 | MIR® | 03.029.040.9 | 1 set |



DCM20047

Vertiv SmartAisle Sealing Set for 4.8 meter Aisle Length

- Suitable for sealing gaps (e. g. in the leveling area between floor and rack, between racks, etc.).

Material / Color

- PUR ether (UL94 HF-1), black.


Scope of delivery

- 5 x 2 meters of foam.

How supplied

- In sets.

| Size | Order No. | UP |
|-------------------------------|---------------------|-------|
| 40 x 40 (adhesive surface) mm | 03.029.042.9 | 1 set |
| 20 x 20 (adhesive surface) mm | 03.029.043.9 | 1 set |
| 5 x 10 (adhesive surface) mm | 03.029.044.9 | 1 set |
| 25 x 40 (adhesive surface) mm | 03.029.045.9 | 1 set |



DSC00318

Vertiv™ SmartAisle™ Open Mesh Flooring Plate for Raised Floors

- Used in raised floors.
- Can be used with high heat loads and high cooling-air requirements per rack.
- For energy-efficient operation of the recirculated air cooling devices.
- Stiffener distance 33 x 16 mm.

Material

- Steel, zinc-passivated.

Finish

- Final digit of order number .1: powder-coated, RAL 7035 light-grey.
- Final digit of order number .8: powder-coated, RAL 7021 dark-grey.

Standards

- Produced as per RAL-GZ 638.
- Load capacity as per DIN EN 12825
- On supports: class 1A, deflection under instantaneous working load (2 kN) and 2C (3kN); measured at the center of plate.
- On supports and control-room profiles: deflection under instantaneous working load 2A (3kN).

Scope of delivery

- 1 x open mesh flooring plate for raised floor.

Technical data

- Size 598 x 598 x 40 mm (W x L x H).
- Free cross-section: 77%.
- Max. surface load 50,000 N/m² with even distribution;
- Max. point load (on surface 200 x 200 mm) 4,500 N.


How supplied

- Single items.

Note

- Suitable for raised floors with 40 mm panel heights.

| Order No. | UP |
|--------------|--------|
| 03.029.090.X | 1 unit |



LUF20334

Vertiv SmartAisle Raised Floor Air Barrier for Cable Entry

- For cable entry from the raised floor.
- Lowered into raised floor, or can be mounted on top.
- Two-row tight brushes for pressure-resistant cold-hot separation.
- For new cutouts and as add-on to existing cutouts.
- Two-piece – easy extend and retrofit option.
- The length can easily be shortened on-site (metal saw).
- Also suitable for cabling on the rack wall (U-shape, two pieces).
- Slot-in – and additional threaded connection.

Dimensions

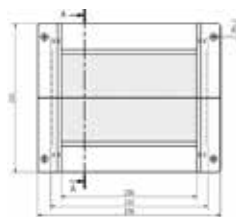
- 03.028.211.9:
 - External dimension (270 mm x 220 mm).
 - Usable cable entry (200 mm x 126 mm).
 - Raised floor cutout (240 mm x 180 mm).
- 03.028.212.9:
 - External dimension (600 mm x 220 mm).
 - Usable cable entry (530 mm x 126 mm).
 - Raised floor cutout (570 mm x 180 mm).

Scope of delivery

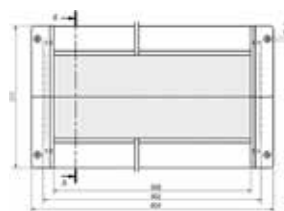
- 1 x pair of raised floor air barriers.
- 1 x Mounting kit.

How supplied

- In sets.



LUF20301



LUF20302

| W | H | for type | Order No. | UP |
|-----|-----|----------------|--------------|-------|
| 270 | 220 | Length, 270 mm | 03.028.211.9 | 1 set |
| 600 | 220 | Length, 600 mm | 03.028.212.9 | 1 set |

Dimensions in mm:

W = Width h = Installation height U = Standard rack unit kg = Weight
 H = Height d = Insertion depth (1 U = 44.45 mm)
 D = Depth L = Length UP = Packaging unit

Conversion:

1 mm = 0.03937 inch
 1 kg = 2.2046 pounds

Customized Vertiv™ SmartAisle™ Containment

Customized – Retrofitting Solution from Vertiv™

Features

- Precision fit on racks and rack rows.
- Suitable for retrofitting heterogeneous data centers.
- Combined with standard Vertiv SmartAisle™.

Data center structures are often the result of ongoing changes and modifications spanning a number of years.

The racks have different dimensions and they are not always positioned in a line. Knürr offers this solution based on a profile construction that can be made on site to correspond to the precise dimensions of a given data center.

With the customized solution, the dimensions are measured on site and the profiles and panels for the containment are cut and assembled to meet precise requirements. The panels are normally cut outside the data center in a designated area.

If possible, the customized elements are combined with standard components. As a rule, standard sliding or hinged doors are used. The standard top cover plate is generally used, thus, customized elements are only used to fill the gaps between the racks.



Free-Standing Vertiv™ SmartAisle™ Containment

Free-Standing – Vertiv's Special Solution

Features

- Can be flexibly adjusted to racks with non-standard dimensions.
- For racks and applications that are exchanged at intervals.
- Combined with standard Vertiv SmartAisle™.

Free-Standing System

In many data centers, so-called "free-standing systems" are installed in addition to the server racks. These often non-standard racks are regularly exchanged at defined intervals (usually one to three years).

Free-standing systems may include storage cabinets, cluster applications (e.g. IBM, SUN) or server racks (e.g. IBM, HP, SUN, etc.). There are a number of reasons for delivering a complete package including the racks. For storage applications, one of the main reasons is product liability. Cluster applications are usually leased and with server applications, the reasons are often marketing-related.

The challenge facing the SmartAisle™ for free-standing systems is to construct a flexible cold aisle containment, allowing a modular and fast exchange of these free-standing systems.

The free-standing cold aisle containment solution is based on standard Vertiv SmartAisle™ products and used in combination with these. The panels for the free-standing solution can be customized in both dimensions (height and width) according to the rack dimensions.



Vertiv™ SmartAisle™ Containment SwitchTubes

Switch Tubes – Switch Cooling from Vertiv™

Switches have special requirements.

Cooling/ventilation

- Mostly lateral air flow (from right to left, from left to right, from left and right toward the rear, including many other directions)
 - switches draw in warm air.
- Power requirements for cooling are often high (up to over 10 kW per switch).

Max. permitted input air temperature

- Max. permitted input air temperature is approx. 37° to 40°C
 - Probably higher inlet temperatures in efficient cold/warm separation environment.
 - High energy consumption for cooling.

Cabling

- Large cable volumes.
- Fan units free from cabling; repair work can be performed during operation.
- Air flow should have be free of cables.

Mechanics

- Various heights (1 U to approx. 24 U).
- Various depths, where air can be drawn in from different areas.

Vertiv offers a large range of switch tubes for the most common switch types.

Features

- No hot spots.
- Suitable airflow routing.
- Utilized in energy-efficient data center.

Cooling switches

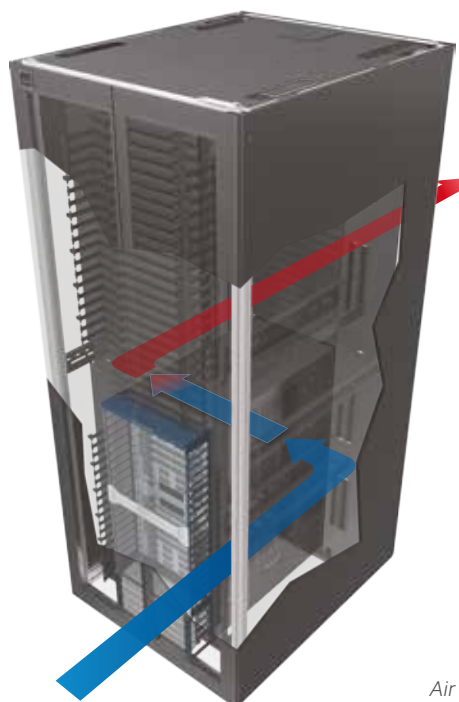
For cooling purposes, servers draw in cold air from the front and blow heated air out at the rear. By contrast, switches mainly draw the cold air in from the side and blow air out either laterally or at the rear. Since cooling problems arise in racks equipped with consistent hot/cold separation, Special airflow systems are required for switch applications to ensure reliability and energy efficiency.

The Vertiv SmartAisle switch tube is a flexible and safe add-on to the complete SmartAisle program. Various standard products are available for the respective switch types.

SwitchTubes – controlled switch cooling

Servers are usually cooled from the front to the rear, in line with modern and energy-efficient data center requirements. However, cooling direction for switches most often occurs from the side. In this application, the switches draw the cooling air out of the warm area.

The SwitchTube provides air for the switch from the cold aisle, where heated air is directed into the warm aisle..



Air flow in switch rack for switches equipped with lateral cooling.

Vertiv™ SmartAisle™ 19" SwitchTube

Description

- For cooling a core switch from the cold aisle.
- Can be used with or without a raised floor.
- Provides energy-efficient cooling for laterally cooled switches.
- Cooling air drawn in from cold aisle (ideally with containment).
- Suitable for both Knürr MIR® and DCM® racks; width of rack 800 mm.
- Space requirement: 3 or 6 U of the 19" installation space.
- Suitable for a number of switch heights.
- Installation height of switches in rack can be adjusted.
- Perforated front panel to the air intake units prevents the exhaust of paper, etc. in the tube.
- Note: cold/warm separation in rack is required.

Material

- Tube: sheet steel.
- High-density foam: PUR ether foam (UL94 HF-1).

Finish

- Final digit of order number .1: powder-coated, RAL 7035 light-grey.
- Final digit of order number .8: powder-coated, RAL 7021 dark-grey.

Scope of delivery

- 2 x air intake units incl. perforated front panel (for 12 – 21 U models)
- 1 x air intake unit incl. perforated front panel (for 7 – 12 U / 4 – 6 U models).
- 1 x adjustable depth lateral air duct.
- 1 x High-density foam.
- 1 x Mounting kit.

How supplied

- In sets.

Important Note

Suitable for cooling max. 2-7 kW thermal load (at $\Delta T = 13\text{ K}$) per switch tube (see table on the next page).

Important Note

With many switches, part of the front air-intake perforation is covered (as these are generally located near the front, directly behind the front 19" extrusion).

Important Note

May not be suitable for switches with different cooling directions.

Note

Retrofitting may not be applied due to cables and other accessories.



LUF20360

03.029.217.X



LUF20379

03.029.217.X

| W _{Rack} | Application | For rack type | Order No. | UP |
|-------------------|-----------------------|---------------|---------------------|-------|
| 800 | Core switch 12 - 21 U | MIR®, DCM® | 03.029.217.X | 1 set |
| 800 | Core switch 12 - 21 U | MIR®, DCM® | 03.029.218.X | 1 set |
| 800 | Core switch 7 - 12 U | MIR®, DCM® | 03.029.213.X | 1 set |
| 800 | Core switch 7 - 12 U | MIR®, DCM® | 03.029.215.X | 1 set |
| 800 | Core switch 4 - 6 U | MIR®, DCM® | 03.029.214.X | 1 set |
| 800 | Core switch 7-12U | MIR®, DCM® | 03.029.219.X | 1 set |



LUF20358

03.029.213.X



LUF20377

03.029.215.X



LUF20359

03.029.214.X



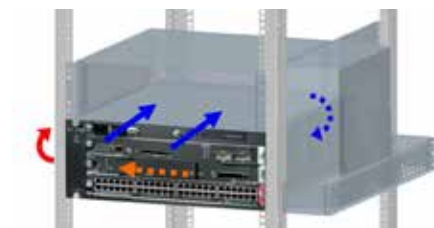
LUF20375

03.029.213.X



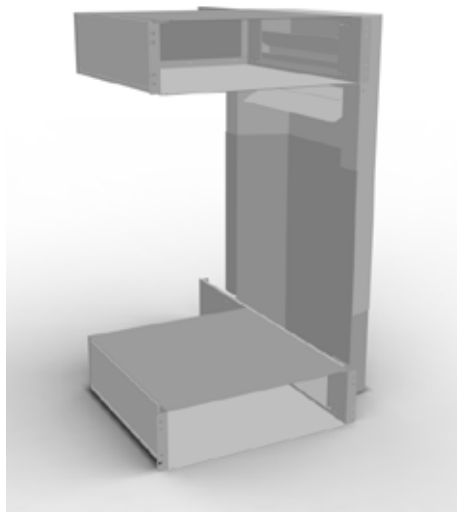
LUF20378

03.029.215.X



LUF20376


03.029.214.X



LUF20354




LUF20380



03.029.218.X

| Item number | Switch height [U] | Max. cooling | Max. air-intake area depth in mm (Distance to 19" level) | Compatible with |
|--------------|-------------------|--|--|--|
| 03.029.217.X | 12-21 | approx. 7 kW ($\Delta T = 13 K$) per switch tube | 460 | CISCO Catalyst 6506(-E), 6509(-E), 6513, MDS 9509 Director |
| 03.029.218.X | 12-21 | approx. 7 kW ($\Delta T = 13 K$) per switch tube | 600 | CISCO NEXUS 7009 |
| 03.029.213.X | 7-12 | approx. 2 kW ($\Delta T = 13 K$) per switch tube | 320 | CISCO Catalyst 4503(-E), 4506(-E), 4507R(-E), 4510R(-E) |
| 03.029.215.X | 7-12 | approx. 4 kW ($\Delta T = 13 K$) per switch tube | 600 | Cisco Nexus 7004 |
| 03.029.214.X | 4-6 | approx. 4 kW ($\Delta T = 13 K$) per switch tube | 550 | CISCO Catalyst 6503(-E), 6504(-E) |
| 03.029.219.X | 7-12 | approx. 4 kW ($\Delta T = 13K$) per switch tube | 460 | Cisco CATALYST 6807-XL, Enterasys S4 |

| Dimensions in mm: | | | | Conversion: |
|-------------------|-------------------------|------------------------|-------------|----------------------|
| W = Width | h = Installation height | U = Standard rack unit | kg = Weight | 1 mm = 0.03937 inch |
| H = Height | d = Insertion depth | (1 U = 44.45 mm) | | 1 kg = 2.2046 pounds |
| D = Depth | L = Length | UP = Packaging unit | | |




LUF20364



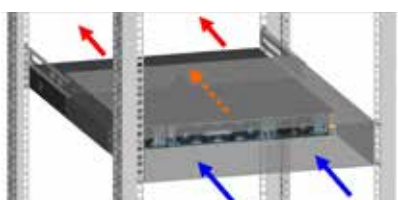
LUF20365



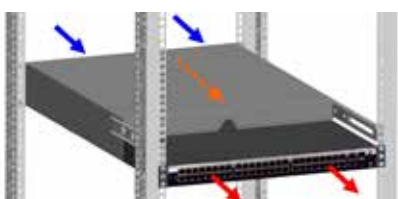
LUF20366



LUF20372



LUF20373



LUF20374

Chassis Runner Tube T740

Description

- For supporting switches during installation in rack.
- Supports weight of switches during installation and fitting in rack.
- Can be used with SmartAisle™ 19" switch tubes 12 - 21 U.
- Suitable for insertion depth of 740 mm.
- Suitable for all 19" extrusions.
- Suitable for CISCO Catalyst 6506(-E), MDS 9509 Director.

Material / Finish

- Sheet steel, 2.0 mm, zinc passivated.

Scope of delivery

- 2 x chassis runners.
- 1 x Mounting kit.

How supplied

- In pairs.

| w | U | D _{Rack} | For insertion depth | Order No. | UP |
|-----|---|-------------------|---------------------|---------------------|--------|
| 130 | 3 | from 900 | 740 | 03.029.230.7 | 1 pair |

Vertiv™ SmartAisle™ SwitchTube Back-to-front for Switches with back-to-front Cooling

Description

- For 1 U switches with back-to-front cooling.
- Extractable – can be used for different switch depths.
- Suitable for various insertion depths.
- Compatible with both MIR® and DCM® racks.
- Suitable for Enterasys SSA 180.

- Final digit of order number .8: powder-coated, RAL 7021 dark-grey.

Scope of delivery

- 1 x air intake unit.
- 2 x rear support brackets.
- 1 x High-density foam.
- 1 x Edge protector.
- 1 x Mounting kit.

Material

- Tube: sheet steel.
- High-density foam: PUR ether foam (UL94 HF-1).

Finish


- Final digit of order number .1: powder-coated, RAL 7035 light-grey.

How supplied

- In sets.

| w | H | U | For insertion depth | Model | Order No. | UP |
|-----|-----|---|---------------------|-----------------------------|---------------------|--------|
| 450 | 875 | 2 | 600-750 | for Switches with 1U height | 03.029.212.X | 1 unit |
| 450 | 132 | 3 | 600-750 | for Switches with 2U height | 03.029.207.X | 1 unit |

Vertiv™ SmartAisle™ 19" SwitchTube for Switch Heights 1 U / 2 U / 3 U



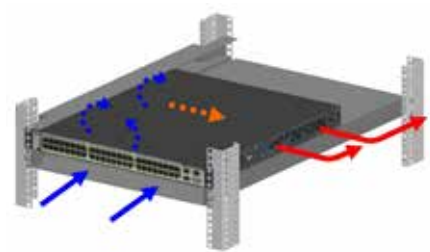
LUF20356

03.029.210.X




LUF20368

03.029.210.X



LUF20369

03.029.210.X



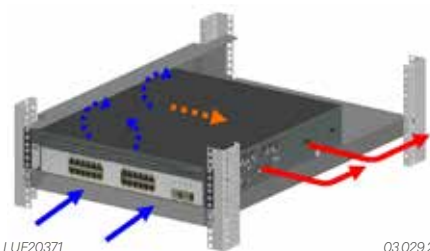
LUF20357

03.029.211.X



LUF20370

03.029.211.X



LUF20371

03.029.211.X

Description

- For 1 U, 2 U or 3 U switches with lateral cooling.
- Can be used in racks with front-to-back cooling.
- Extractable – can be used for different switch depths.
- Front or rear installation possible.
- Suitable for different cooling directions (from left to right, from right to left or from right and left toward the rear).
- Suitable for insertion depth of 740 mm.
- Compatible with both MIR® and DCM® server extrusions.
- Suitable for rack widths of 600, 700, 800 and 1000.
- Suitable for CISCO Catalyst 3750, Juniper EX3200, Juniper EX4200.

Material

- Tube: sheet steel.
- High-density foam: PUR ether foam (UL94 HF-1).

Finish

- Final digit of order number .1: powder-coated, RAL 7035 light-grey.
- Final digit of order number .8: powder-coated, RAL 7021 dark-grey.

Scope of delivery

- 1 x air intake unit.
- 2 x lateral air ducts.
- 1 x side cover.
- 1 x High-density foam.
- 1 x Mounting kit.

How supplied

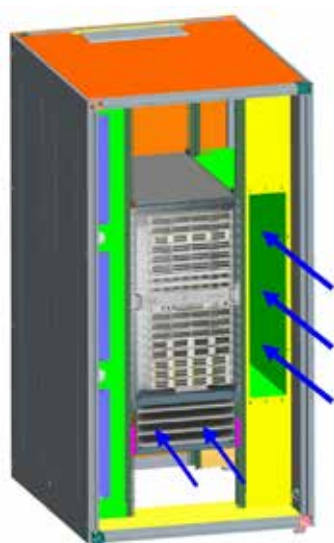
- In sets.

Note

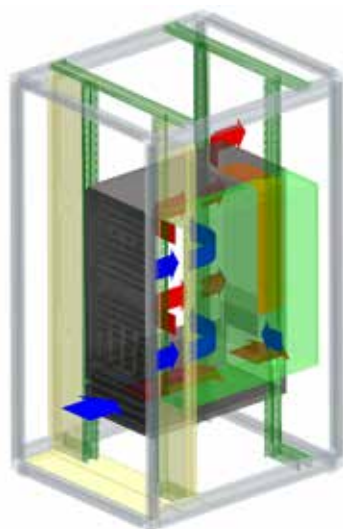
Retrofitting may not be applied due to cables and other accessories.

| W | H | U | For insertion depth | Model | Order No. | UP |
|-----|------|---|---------------------|----------------|---------------------|--------|
| 440 | 881 | 2 | 740 | for 1 U switch | 03.029.210.X | 1 unit |
| 440 | 1325 | 3 | 740 | for 2 U switch | 03.029.211.X | 1 unit |
| 440 | 177 | 4 | 740 | for 3 U switch | 03.029.208.X | 1 unit |

Vertiv™ SmartAisle™ SwitchRack for Cisco Nexus 7018



LUF20362



LUF20363

Description

- For installing a CISCO Nexus 7018 at a height of 7 U to 31 U.
- Based on DCM® rack.
- Rack width 1000 mm as per CISCO requirements for adequate cooling air.
- Prevents hot-spots (air recirculation).
- 200 mm clearance space for orderly cabling.
- Includes cold/warm plates for reliable and energy-efficient operation.
- Cold air drawn in from cold aisle.

Material / Finish

- Basic rack, extruded aluminum, polished.
- Corner piece, die-cast aluminum, polished.
- Doors, sheet steel, powder-coated texture.
- Covers, zinc-passivated sheet steel, powder-coated texture.
- PUR ether foam (UL94 HF-1).

Color

- Final digit of order number .1: visible surface of covers RAL 7035 light-grey.
- Final digit of order number .8: visible surfaces of the covers RAL 7021 dark-grey.

Scope of delivery

- 1 x basic frame.
- 4 x 19" server extrusions, sheet steel incl. U marking.
- 2 x side panels with quick connectors.
- 1 x top cover with cable entry (three-piece sliding plates can also be opened completely).
- 1 x front door, double, perforated, with handle and mounting for cylinder lock.
- 1 x rear door, double, perforated, sheet steel, with handle and mounting for cylinder lock.
- 1 x complete air separation unit (left plate with 3 x 2 U 19" cutouts, right plate with air duct).
- 4 x leveling feet.
- 1 x complete grounding set (VDE 0100).

How supplied

- Mounted.

Note

Also order mounting adapter for 19" server extrusion to mount Knürr accessories (01.147.640.9).

| W | H | D | U | Recess depth | Insertion depth | Model | Order No. | UP |
|------|------|------|----|--------------|-----------------|-------|--------------|--------|
| 1000 | 2000 | 1200 | 42 | 200 | 740 | DCM® | 03.029.222.X | 1 unit |

Dimensions in mm:

| | | | |
|------------|-------------------------|------------------------|-------------|
| W = Width | h = Installation height | U = Standard rack unit | kg = Weight |
| H = Height | d = Insertion depth | (1 U = 44.45 mm) | |
| D = Depth | L = Length | UP = Packaging unit | |

Conversion:

| | |
|------|-----------------|
| 1 mm | = 0.03937 inch |
| 1 kg | = 2.2046 pounds |

Vertiv™ SmartAisle™ Raised Floor SwitchTube

Description

- For cooling a core switch from the raised floor.
- Provides energy-efficient cooling for laterally cooled switches.
- Cold air drawn in from raised floor.
- Compatible with Vertiv Knürr® MIR® rack: width 800 mm (NOT for DCM® rack).
- Suitable for different switch heights.
- Installation height of switches in rack can be adjusted; tool-less blanking plates for covering areas outside of switches.
- Air-duct area: 420 cm².
- Size of cutouts in raised floor (min./max.): 355/410 x 127/162 mm.
- Note: Cold/warm separation in rack is required.
- Note: for max. switch air-intake depth from 460 mm (distance to 19" level).
- Suitable for CISCO Catalyst 6509(-E), Catalyst 6513, Catalyst 6506(-E), MDS 9509 Director, HP ProCurve 8212.

Material

- Tube: sheet steel.
- High-density foam: PUR ether foam (UL94 HF-1).

Finish

- Final digit of order number .1: powder-coated, RAL 7035 light-grey.
- Final digit of order number .8: powder-coated, RAL 7021 dark-grey.

Scope of delivery

- 1 x air duct with blanking plates (1 U, 3 U).
- 1 x bottom plate.
- 1 x Sealing material.
- 1 x Mounting kit.

How supplied


- In sets.

Important Note

- Suitable for cooling max. 4 kW thermal load (at $\Delta T = 13 K$) per switch tube.
- The tube covers part of the front air-intake perforation with many switch types (as these are generally located near the front, directly behind the front 19" extrusion).
- May not be suitable for switches with different cooling directions.
- The uppermost 3 U in the rack cannot be used for cooling.

Note

Retrofitting may not be applied due to cables and other accessories.



LUF20355



LUF20367

| W | H | Item | For rack type | Order No. | UP |
|-----|------|------|------------------|---------------------|-------|
| 800 | 2000 | Tube | MIR [®] | 03.029.200.X | 1 set |
| 800 | 2200 | Tube | MIR [®] | 03.029.202.X | 1 set |

| Dimensions in mm: | | | | Conversion: | |
|-------------------|-------------------------|------------------------|-------------|----------------------|--|
| W = Width | h = Installation height | U = Standard rack unit | kg = Weight | 1 mm = 0.03937 inch | |
| H = Height | d = Insertion depth | (1 U = 44.45 mm) | | 1 kg = 2.2046 pounds | |
| D = Depth | L = Length | UP = Packaging unit | | | |

Vertiv™

Rack Cooling Solutions

All issues and arguments to date can be summarized under three main criteria for assessing data center infrastructure.

1. Availability

The key issue for all data centers is availability. Maximum computing power, rapid access or lowest costs, are of little use if availability is jeopardized by uncertainties, failures or even lengthy downtimes.

Data center services users, whether it be in-house or a customer that outsources its computing power, will only remunerate the finest computing technology (including cloud computing) if they can rely one hundred percent on the availability of the data they need.

With Vertiv™ data center infrastructure, you are always in a position to achieve the degree of availability that matches your scope of work.

2. Efficiency

A customer who can rely on the availability will still be dissatisfied if this availability is achieved at the expense of efficiency. Efficiency must be seen as a multi-purpose term. Efficiency covers:

The functionality of technical processes, e.g. expressed in the efficiency of the cooling or power supply.

Cost effectiveness in terms of both investment and running costs. When we talk about investment, it is not just the pure equipment investment that matters;

other important factors are:

- Building costs
- Consequential costs for recirculation facilities
- Consequential costs for power supply facilities
- Efficiency of the cooling and power supply facilities
- Consumption values and costs for operating equipment
- Monitoring, service and repair costs.

Timely efficiency in relation to processing speed and the period from data provision to data output.

3. Adaptability

Availability and efficiency are only sufficient if planning, project management and implementation is short term rather than sustainable.

Future-proofing and adaptability for Vertiv are also crucial factors in the development and delivery of data center infrastructure.

Future-proofing redners data center infrastrucutre operational even:

- there is a demand for increased computing capacity
- the heat loads caused by new server types – or changes to the proportions of different server types – are increased or redistributed
- current flow and speed, volume flow or the pressure ratios are changed.

Products from Vertiv are future-proof and provide an appropriate and efficient response.

Adaptability delivers highly efficient results even during planning and project management and is, naturally, also part of future-proofing.



Vertiv™ Knürr® DCD

Cooling Door for Maximum Energy Efficiency

ENP DCD is an air-water heat exchanger that is integrated in the rear door of a server rack. The heat exchanger is designed to absorb heat loads of up to 35 kW from server racks.

- Compact solution for new and existing data centers.
- Highest possible energy efficiency with shortage of fans.
- Supports cold-room concept.
- Permanent water circulation piping can be routed through water-carrying hinges.



Opened Vertiv Knürr DCD



Special water-bearing hinge



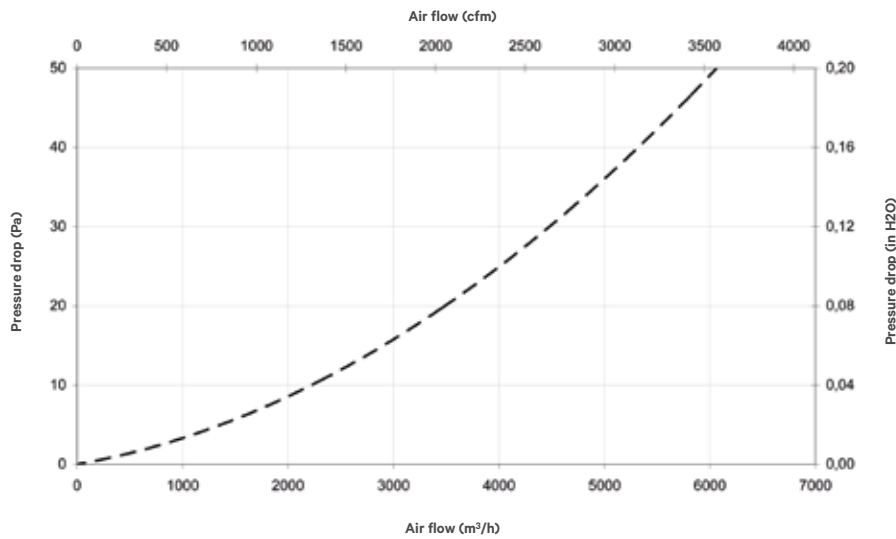
Water-connection fitting for the top



Condensation-water discharge fittings



Condensate pan



35Pa can be handled in servers with typical fans

Vertiv™ Knürr® DCD Benefits

■ Availability

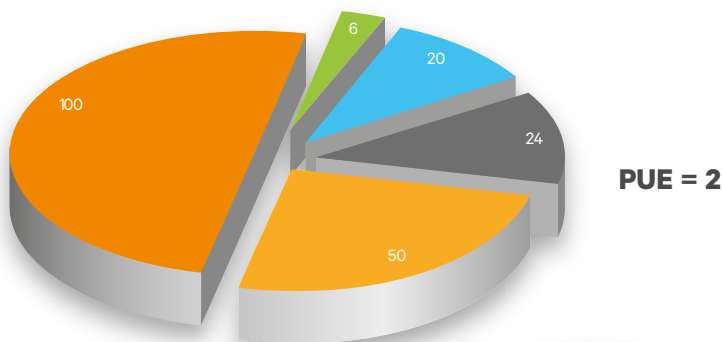
- No additional fans are required for cooling; fan failure is no longer an issue.
- System is highly reliable.
- Fewer sources of failure.
- No additional fans needed; thus no heat is wasted.
- Guaranteed 35 kW cooling.
- Minimal air pressure drop for cooling air.
- Conduit and collector for condensate water in the event of the temperature dropping below dew point. Condensate water is discharged via a flexible 5/8" hose attached to a male coupling.

■ Efficiency

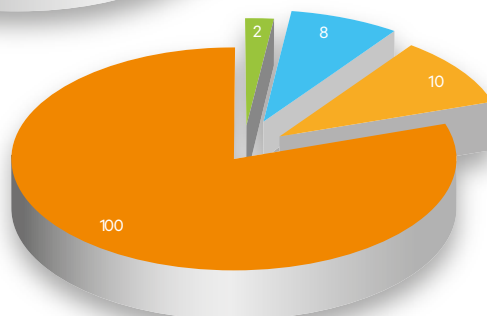
- Optimal space utilization through ultra compact design and hence very low room costs.
- Lowest possible pressure loss in water cooling circulation: only 54 kPa minimizes energy consumption of pumps.
- Minimal pressure loss in cooling air flow through optimized heat exchanger structure and linear air paths without bends: no energy costs incurred by additional fan for cooling unit.

■ Adaptability

- Standard heights for 2000 and 2200 mm (42 / 47U).
- Standard widths 600, 700 and 800 mm.
- Top or bottom cold-water connection (field can be adjusted).
- Using a special adapter frame, the Vertiv Knürr DCD cooling door is compatible with server racks from other manufacturers.



PUE = 1,2



- Lighting
- Electrical losses
- Air circulation
- Cooling
- IT equipment


Vertiv™ Knürr® DCD Configurations



Vertiv™ Knürr® DCD open without trim



Server rack cooling components with Vertiv Knürr DCD cooling door



Server rack air flow with Vertiv Knürr DCL (cross-section)

Vertiv™ Knürr® DCD / DCM Basic Specifications

Cooling-air side

| | |
|--|--|
| Housing material | Sheet steel (powder-coated) |
| Operating ambient temperature | 10 °C ÷ 35 °C (50 °F - 95 °F) (other temperatures available upon on request) |
| Max. absolute humidity on site | 8 g/kg |
| Air outlet temperature (as per ASHARE) | 18 °C ÷ 27 °C (64.4 °F - 80.6 °F) |
| Air temperature difference - OFF | 15 K ÷ 20 K |

Cold-water side

| | |
|-------------------------------|--|
| Cooling power | 35 kW |
| Cold water inlet temperature | 12 °C ÷ 18 °C (53.6 °F - 64.4 °F) (other temperatures available upon on request) |
| Cold water outlet temperature | 18 °C ÷ 24 °C (64.4 °F - 75.2 °F) (other temperatures available upon on request) |
| Max. operating pressure | 10 bar (145 psi) |
| Pipe connection IN / OUT | 1" female (on frame) (DIN ISO 228-1) |

Vertiv™ Knürr® DCD Configuration number

| Model number – Part 1/2 | | | | | | | | | | Detail of model | | | | | | | | | | Part 2/2 | | | | |
|-------------------------|---|---|---|---|---|---|---|---|----|-----------------|----|----|----|----|----|----|----|----|----|----------|----|----|----|----|
| 1 | 2 | 3 | 4 | 5 | 6 | 7 | 8 | 9 | 10 | 11 | 12 | 13 | 14 | 15 | 16 | 17 | 18 | 19 | 20 | 21 | 22 | 23 | 24 | 25 |
| D | C | D | 3 | 5 | | | | | | | | | | | | | | | | | | | | |

1. – 5. Basic unit
Vertiv Knürr DCD is an air-water exchanger that is integrated into the rear door of a server rack. The heat exchanger serves to absorb heat loads from server racks up to 35kW. Thereby, it can be configured in such way that no thermal loads are released to the installation area.

6. Rack height
A – 2000 mm
B – 2100 mm
C – 2200 mm

7. Rack width
6 – 600 mm
7 – 700 mm
8 – 800 mm

8. Rack type
0 – No rack
3 – 3rd party rack adapter
A – Predisposition for DCM rack

9. CW connection – hinge position
1 – top left
2 – top right
3 – bottom left
4 – bottom right

10. Rack depth
0 – No rack
E – 1000 mm
F – 1100 mm
G – 1200 mm

11. Front Door
0 – No rack
C – One wing perforated right
G – Double wing perforated
L – One wing perforated left
X – Rack without front door

12. 19" rails front
0 – No rack
A – Symmetric with air separation and additional vertical U slots (Width 800 mm)
B – Symmetric with air separation (Width 600 mm)
L – Asymmetric with air separation and additional vertical U slots (Width 700/800 mm)

13. 19" rails back side
0 – No rack
A – Symmetric with air separation and additional vertical U slots (Width 800 mm)
B – Symmetric with air separation (Width 600 mm)
L – Asymmetric with air separation and additional vertical U slots (Width 700/800 mm)
S – Symmetric without air separation (Width 600 mm)
Y – Asymmetric without air separation (Width 700/800 mm)

14. Bottom Plate
0 – No rack
L – Cable entry for levelling feet
R – Cable entry for castors

15. Plinth
0 – No rack
A – Plinth H100 mm
B – Plinth H200 mm
F – Levelling feet
R – with castors (no plinth available)

16. Color
1 – RAL 7035 (light-grey)
G – RAL 7021 (black-grey)

17. Rack side panels
0 – No rack, without side panels
B – With both side panels

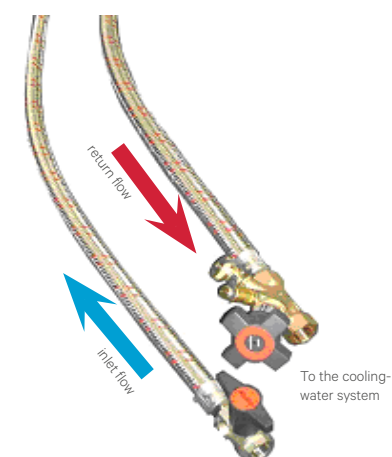
18. 19" front side jumpering depth
0 – None
A – 80 mm
D – 123 mm

19. – 20. Free

21. Packaging
P – Short distance (pallet, shrink wrap)
S – Long distance (Wooden box)

22. SFA – special features
A – No SFA
X – SFAs included

23. – 25. Free



Draining and purging valve with nipple for measurement device connection (3/4", female) (for measuring water flow rate)



Ball valve

Shut-off and control valves (to set the volumetric flow rate)

To DCD - R1" To building chilled water connection - variable



Example of Connecting kit adapter

Vertiv™ Knürr® Chilled Water Connecting Kit

- **Application**
 - Simple connection to water circulation, simple start-up.
- **Consists of**
 - Two flexible armored tubes, stainless steel plated, water-resistant and frost-resistant EPDM. Nickel-plated pipe connections.
- **Temperature range**
 - 0 - 110° C.
- **Operating pressure**
 - Max. 10 bar.
- **Inner diameter**
 - 31 mm.
- **Connections**
 - Threaded connection, 1 1/4"(or 1"), flat sealing.
- **Length**
 - 1500 mm.
- **Ball valve connections**
 - 1 1/4" (or 1").

Shut-off and control valves with 3/4" draining and purging connection and a nipple for measuring pressure and temperature.
Connections: 1 1/4" (or 1").

| Description | Order No. |
|--------------------------------|-----------|
| Cold-water connection kit 5/4" | 080090910 |
| Cold-water connection kit 1" | 080090660 |

Connecting adapter kit

- **Consists of:**
 - Two flexible pipes respectively for supply and return feed to increase the distance between the chilled water supply and return connection to the building and adapt its interface type.
- **Length**
 - 300 mm.

| Description | Order No. |
|------------------------------|-----------|
| Pipe DN25 L300 R1" x 1" NPT | 400005321 |
| Pipe DN25 L300 R1" x Rp 1" | 400005325 |
| Pipe DN25 L300 R1" x Rp 5/4" | 400005326 |

Vertiv™ Knürr® PowerTrans2®

Power Distribution Rack

Features

- The Vertiv Knürr PowerTrans2 has a modular design with a versatile plug-in units that can be used as required.
- Plug and Play:
Only the main feed must be installed by a qualified electrician.
- The plug-in units can be inserted during operation; there are no downtimes.
- Elementary model:
Power distribution unit without metering.
- Metered version:
Power distribution unit offers extensive metering functions with a high level of accuracy (up to ±1%).
- Highest power density:
up to max. 346 kVA.

The Vertiv Knürr PowerTrans2 forms the interface between the low-voltage power supply and rack PDUs as well as further components for supplying servers and other IT devices.

Rack basics: connecting the Vertiv Knürr DCM rack and the existing PowerTrans2 19" plug-in units simply involves slotting the elements into a free slot and securing them. The rack is then immediately connected to the power supply. The power is distributed via the individual slot-in units, avoiding installation within the building.



PowerTrans2: 19" slot-in



Input Power

- Max. 250 A per phase.
- 1 ph. or 3 ph. feed.
- Max. 2 feeds per rack.



Modularity

- Output distributors can be installed as modules during running operation.



Output Distributor

- 230/400V – 32A via IEC 60309 socket.
- 230/400V – 16A via GST 18 socket.
- 230V – 32A via IEC 60309 socket.
- 230V – 16A via GST18 socket.

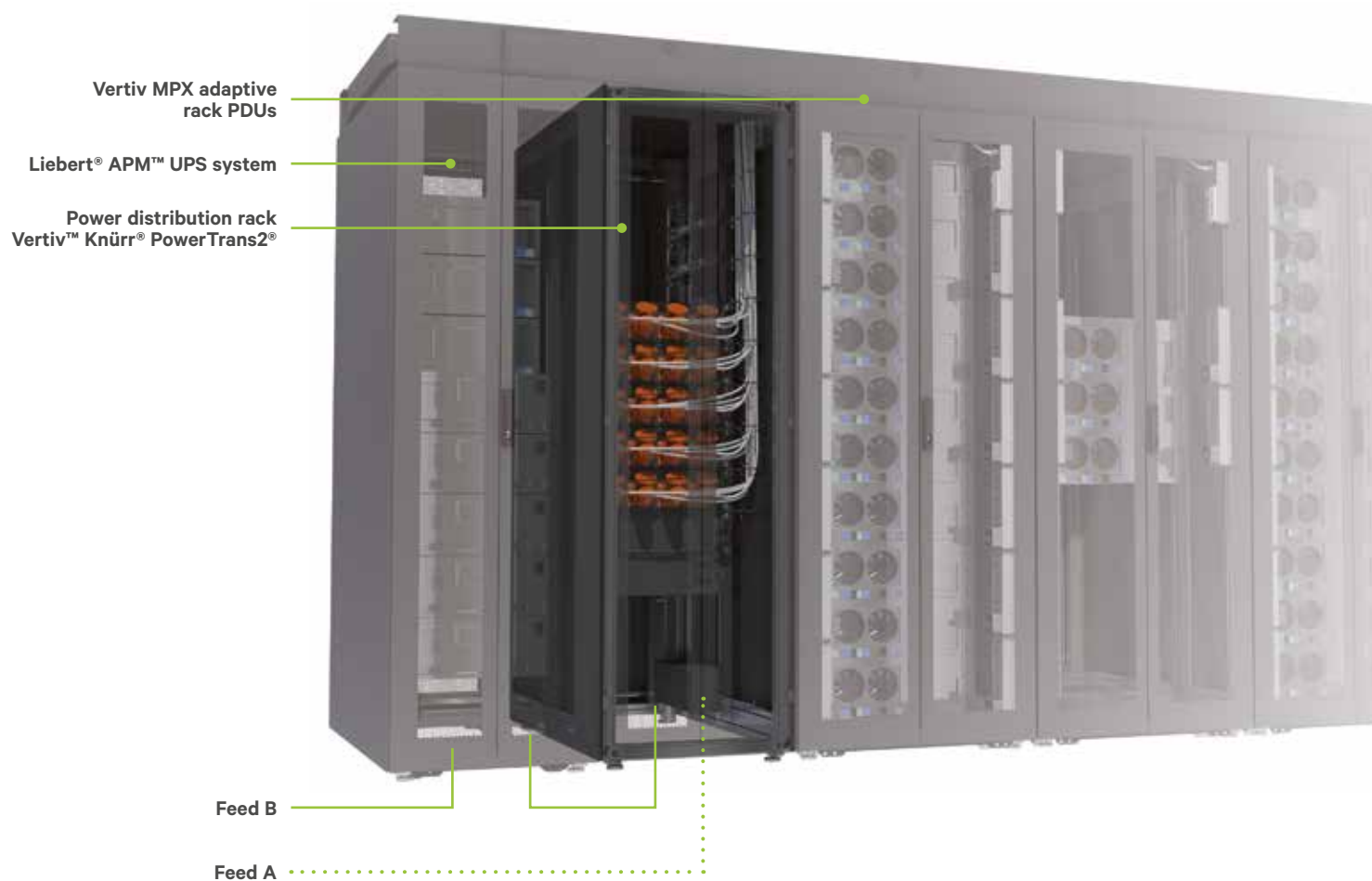


Monitoring

- Input level.

Vertiv™ Knürr® PowerTrans2®

Power distribution unit between
Liebert® APM™ UPS system and MPX rack PDUs



Benefits

- Two feeds (A + B) available for each rack.
- Optimum power distribution from the Liebert APM UPS system to the MPX rack PDUs.
- Each phase input from the Vertiv Knürr PowerTrans2 is monitored and evaluated.
- The Vertiv Knürr PowerTrans2 Basic can be populated with a maximum of 9 plug-in units, while the metered version can be populated with a maximum of 8 plug-in units.
- Minimal footprint due to a rack width of 600 mm.



Vertiv Knürr PowerTrans2

Vertiv™ Knürr® PowerTrans2® 19" Power Distribution Rack

Elementary and Monitored type

- Feed of 2 separate 3-phase 400V mains, L1, L2, L3, N, PE.
- Each with a 250 A circuit breaker in the input.
- Distribution to the individual plugs via busbars and contact-safe plug-in connections.
- Up to 8 (Monitored) / 9 (Elementary) slot-in units where A feed and B feed are possible.

Monitored type

- Provides the following phase-input data: voltage, current, effective power, consumption and frequency.
- Power alarm functions for the individual phases and their operating status are also supported.

Technical data Interfaces

- RJ-45 LAN port (10/100 MBit) – for connecting to local network (LAN) via an Ethernet cable.
- Serial interface: RS485.
- Remote management: Onboard Web Interface, SNMPv1,2,3, SSH and Syslog can be integrated into Vertiv Nform & Vertiv Trellis as well as Nagios or other management software programs.

Material / Finish

- Basic rack, extruded aluminum, polished.
- Corner piece, die-cast aluminum, polished.
- Perforated front door.
- Rear door, double, closed.
- Covers, zinc-passivated sheet steel, powder-coated texture.

Color

- RAL 7021 dark-gray.

Scope of delivery

- 1 x rack with covers, front door, rear door.
- 1 x set of safe-contact busbars, for A feed and B feed.
- 2 x circuit breakers, max. 250 A.
- 16 x (Monitored type) / 18 x (Elementary type) power supply plugs for the slot-in units wired on the busbars.
- 1 x 19" PowerTrans2 metering slot-in unit (Monitored type).
- 2 x 19" T-slot extrusions.
- 18 x chassis runners.
- 1 x complete earthing set.

| W | H | D | U | Model | Cable entry | Order No. | UP |
|-----|------|------|----|------------|-------------|------------------|----|
| 600 | 2000 | 1000 | 42 | Elementary | Below | 03.014.600.8.004 | 1 |
| 600 | 2000 | 1100 | 42 | Elementary | Below | 03.014.600.8.005 | 1 |
| 600 | 2000 | 1200 | 42 | Elementary | Below | 03.014.600.8.006 | 1 |
| 600 | 2200 | 1000 | 47 | Elementary | Below | 03.014.600.8.010 | 1 |
| 600 | 2200 | 1100 | 47 | Elementary | Below | 03.014.600.8.011 | 1 |
| 600 | 2200 | 1200 | 47 | Elementary | Below | 03.014.600.8.012 | 1 |
| 600 | 2000 | 1000 | 42 | Monitored | Below | 03.014.601.8.004 | 1 |
| 600 | 2000 | 1100 | 42 | Monitored | Below | 03.014.601.8.005 | 1 |
| 600 | 2000 | 1200 | 42 | Monitored | Below | 03.014.601.8.006 | 1 |
| 600 | 2200 | 1000 | 47 | Monitored | Below | 03.014.601.8.010 | 1 |
| 600 | 2200 | 1100 | 47 | Monitored | Below | 03.014.601.8.011 | 1 |
| 600 | 2200 | 1200 | 47 | Monitored | Below | 03.014.601.8.012 | 1 |
| 600 | 2000 | 1000 | 42 | Elementary | Above | 03.014.602.8.004 | 1 |
| 600 | 2000 | 1100 | 42 | Elementary | Above | 03.014.602.8.005 | 1 |
| 600 | 2000 | 1200 | 42 | Elementary | Above | 03.014.602.8.006 | 1 |
| 600 | 2200 | 1000 | 47 | Elementary | Above | 03.014.602.8.010 | 1 |
| 600 | 2200 | 1100 | 47 | Elementary | Above | 03.014.602.8.011 | 1 |
| 600 | 2200 | 1200 | 47 | Elementary | Above | 03.014.602.8.012 | 1 |
| 600 | 2000 | 1000 | 42 | Monitored | Above | 03.014.603.8.004 | 1 |
| 600 | 2000 | 1100 | 42 | Monitored | Above | 03.014.603.8.005 | 1 |
| 600 | 2000 | 1200 | 42 | Monitored | Above | 03.014.603.8.006 | 1 |
| 600 | 2200 | 1000 | 47 | Monitored | Above | 03.014.603.8.010 | 1 |
| 600 | 2200 | 1100 | 47 | Monitored | Above | 03.014.603.8.011 | 1 |
| 600 | 2200 | 1200 | 47 | Monitored | Above | 03.014.603.8.012 | 1 |



PowerTrans2

Vertiv™ Knürr® PowerTrans2® 19" Slot-in Power Distributor

- Power distributor slot-in for PowerTrans2 rack.
- Also functions without PowerTrans2 rack if used with a suitable connection cable.
- 19" slot-in housing.
- Width 19".
- Height: 3 U.
- Depth: 480 mm.
- Color: RAL 7021 dark-gray.
- 2 separate 3-phase inputs with max. 63 A phase current (feed A + feed B).
- Outputs are shown in the table below.
- Backups: 1-pole (for single-phase) or 3-pole (for 3-phase). 2-pole or 4-pole backups available upon request.

| Inputs Phase tap per feed | Outputs | | Order No. |
|---------------------------------|--|--|-------------------------|
| | Feed A | Feed B | |
| L1-N, L2-N, L3-N | 6 x 230Vac 16 A GST 18i3 | 6 x 230Vac 16 A GST 18i3 | 03.014.011.8.002 |
| L1-N, L2-N | 2 x 230Vac 32 A IEC60309 1ph/N/PE 6h | 2 x 230Vac 32 A IEC60309 1ph/N/PE 6h | 03.014.011.8.005 |
| L2-N, L3-N | 2 x 230Vac 32 A IEC60309 1ph/N/PE 6h | 2 x 230Vac 32 A IEC60309 1ph/N/PE 6h | 03.014.011.8.006 |
| L3-N, L1-N | 2 x 230Vac 32 A IEC60309 1ph/N/PE 6h | 2 x 230Vac 32 A IEC60309 1ph/N/PE 6h | 03.014.011.8.007 |
| L1-N, L2-N, L3-N | 3 x 230/400Vac 3 x 16 A GST18i5 | 3 x 230/400Vac 3 x 16 A GST18i5 | 03.014.012.8.002 |
| L1-N, L2-N, L3-N | 2 x 230/400Vac 3 x 32 A IEC60309 3ph/N/PE 6h | 2 x 230/400Vac 3 x 32 A IEC60309 3ph/N/PE 6h | 03.014.012.8.003 |

Vertiv Knürr PowerTrans2 Connection Cable

- Connection cable between 19" power distributor slot-in and rack PDUs

| Length | Input connector | Output socket | Order No. |
|--------|--|--|-------------------------|
| 5000 | 230Vac 16 A GST 18i3 | 230Vac 16 A IEC60320 C19 | 03.014.013.9.001 |
| 5000 | 230Vac 16 A GST 18i3 | 230Vac 16 A IEC60309 1ph/N/PE 6h | 03.014.013.9.003 |
| 5000 | 230/400Vac 3 x 16 A GST 18i5 | 230/400Vac 3 x 16 A IEC60309 3ph/N/PE 6h | 03.014.014.9.001 |
| 5000 | 230Vac 32 A IEC60309 1ph/N/PE 6h | 230Vac 32 A IEC60309 1ph/N/PE 6h | On request |
| 5000 | 230/400Vac 3 x 32 A IEC60309 3ph/N/PE 6h | 230/400Vac 3 x 32 A IEC60309 3ph/N/PE 6h | 03.014.014.9.003 |
| 10000 | 230Vac 16 A GST 18i3 | 230Vac 16 A IEC60320 C19 | 03.014.013.9.002 |
| 10000 | 230Vac 16 A GST 18i3 | 230Vac 16 A IEC60309 1ph/N/PE 6h | 03.014.013.9.004 |
| 10000 | 230/400Vac 3 x 16 A GST 18i5 | 230/400Vac 3 x 16 A IEC60309 3ph/N/PE 6h | 03.014.014.9.002 |
| 10000 | 230Vac 32 A IEC60309 1ph/N/PE 6h | 230Vac 32 A IEC60309 1ph/N/PE 6h | On request |
| 10000 | 230/400Vac 3 x 32 A IEC60309 3ph/N/PE 6h | 230/400Vac 3 x 32 A IEC60309 3ph/N/PE 6h | 03.014.014.9.004 |

Rack PDUs Vertiv™ MPX™, Vertiv MPH2™ and Vertiv MPE

Your product range for the highest data center demands

The key aspects of this product range are:

- High availability for connected electrical loads.
- Optimized energy and capacity management.
- Simplified integration into management tools.
- Simplified physical and electrical installation.

Overview: Vertiv Rack PDUs for Europe

| |  | | |  | | | |  |
|------------------------|---|------------------------------------|---------------------------------------|--|---|---------------------------------|---------------------------------|---|
| Features | Vertiv MPX-Adaptive Rack PDU | | | Vertiv MPH2-Managed Rack PDU | | | | Vertiv MPE Rack PDU |
| | MPX-R | MPX-B | MPX-I | MPH2-R | MPH2-M | MPH2-C | MPH2-B | MPE |
| Modular | ■ | ■ | ■ | | | | | |
| Remote interface | ■ | ■ | ■* | ■ | ■ | ■ | ■ | |
| Measurement per phase | ■ | ■ | ■* | ■ | ■ | ■ | ■ | |
| Measurement per group | ■ | ■ | | ■ | ■ | ■ | ■ | |
| Measurement per output | ■ | | | ■ | ■ | | | |
| Switching per output | ■ | | | ■ | | ■ | | |
| Measurement parameters | A, V, W, kWh, VA, Hz, power factor, crest factor | A, V, W, kWh, VA, Hz, power factor | A, V, W, kWh, Hz | A, V, W, kWh, VA, Hz, power factor, crest factor | A,V,W,kWh, VA, Hz, power factor, crest factor | A,V,W,kWh, VA, Hz, power factor | A,V,W,kWh, VA, Hz, power factor | |
| Input | 1 ph + 3 ph max. 63 A | 1 ph + 3 ph max. 63 A | 1 ph + 3 ph max. 63 A | 1 ph + 3 ph max. 32 A | 1 ph + 3 ph max. 32 A | 1 ph + 3 ph max. 32 A | 1 ph + 3 ph max. 32 A | 1 ph + 3 ph max. 63 A |
| Outputs | IEC C13 & C19 Schuko | IEC C13 & C19 Schuko | IEC C13 & C19 Schuko Schweiz GST18 | IEC C13 & C19 | IEC C13 & C19 | IEC C13 & C19 | IEC C13 & C19 | IEC C13 & C19 Schuko |
| Sensor connections | ■ | ■ | ■* | ■ | ■ | ■ | ■ | |

The range of Vertiv MPX and Vertiv MPH2 accessories is almost identical, which simplifies administration!

* Only in conjunction with Vertiv MPX-PEM monitored.




Vertiv™ Knürr® DIS Rack PDU® Socket System

Your product range to cover basic requirements in all areas

The key aspects of this product range are:

- Robust design with the highest level of quality.
- Cost effective thanks to flexible and simple assembly.
- Numerous designs for all application areas in IT, network technology, laboratories, and in the home.

Overview: Vertiv™ Knürr® DIS Rack PDU® for Europe

| |  |  |  |
|------------------------|---|--|---|
| Features | Knürr DIS Rack PDU I | Knürr DIS Rack PDU D | Knürr DIS Rack PDU E |
| Local display | ■ | ■ | |
| Remote interface | ■ | | |
| Measurement per phase | ■ | ■ | |
| Measurement parameters | A, V, W, kWh, VA, Hz, power factor | A, V, W, kWh, VA, Hz, power factor | |
| Input | 1 ph + 3 ph max. 32 A | 1 ph + 3 ph max. 32 A | 1 ph + 3 ph max. 32 A |
| Outputs | IEC C13 & C19 Schuko, Frankreich, Schweiz | IEC C13 & C19 Schuko, Frankreich, Schweiz | IEC C13 & C19 Schuko, Frankreich, Schweiz |

Vertiv™ MPX™ – Adaptive Rack PDU

Respond to change and maximize profits

No-one can make definite predictions about the power-supply demands the future will bring. But one thing is certain: the versatile, adaptive Vertiv™ MPX™ rack PDUs equip you with the wherewithal to face all eventualities. They enable you to react quickly to changes in rack equipment and provide dynamic capacities, offering:

- Modular hot-swap-enabled output power
- Modular hot-swap-enabled communication
- Modular input power.



Benefits of Vertiv MPX

- **Adaptive** capacity, distribution, monitoring, control and administration of critical equipment.
- **Flexibility** in reacting to constant changes – modules can be regrouped to accommodate altered requirements.
- **Only purchase what you really need** and utilize existing investments.
- **Reliable communication.**

Flexible, configurable input and output distribution

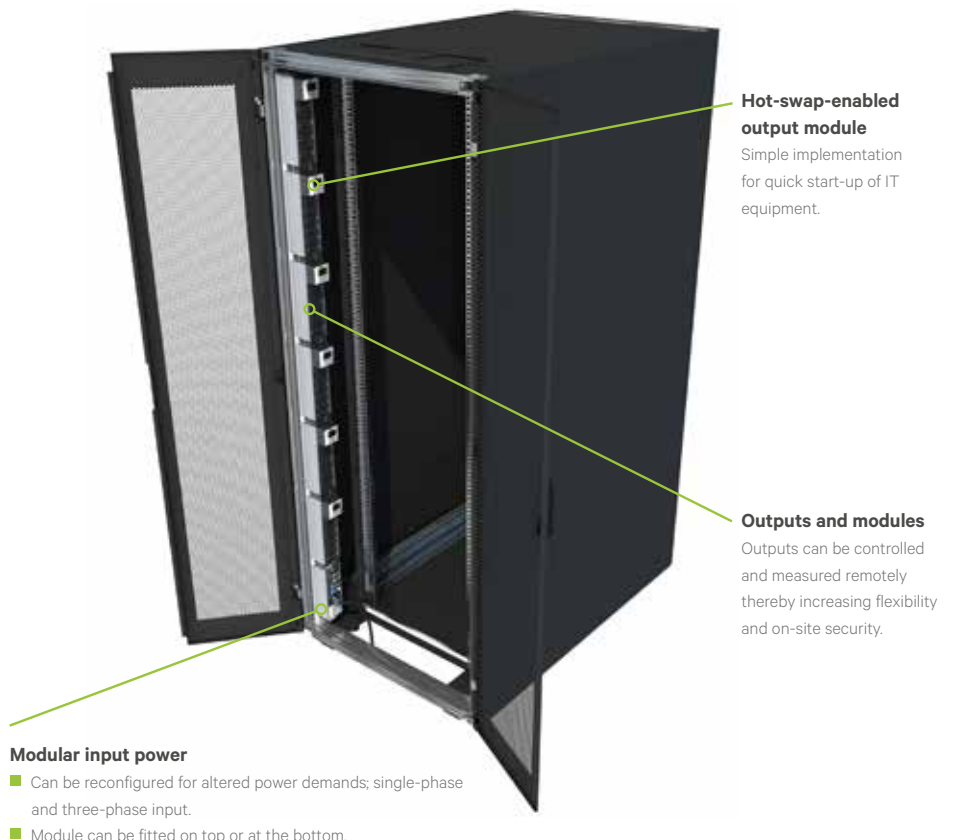
The scalable design of the MPX rack PDU allows on-site configuration that meets the current requirements of the IT equipment. It is the perfect solution for coping with the ever increasing demands of expanding data centers. You can set up your IT equipment at another location or add new components to extend your environment. All you need to do in this case is simply reconfigure the power supply and the power distribution.

Equipped to face the demands of today and tomorrow

The MPX rack PDU supports a variety of configurations for single-phase and three-phase power inputs enabling changes while retaining the distribution infrastructure.

Developed for critical environments

- **Critical rack operating temperature** – of up to 60° C suitable for high temperatures inside racks.
- **Accurate voltage and current metering** with tolerances of ±1% offer a comprehensive overview.
- **Energy and power metered** with outstanding precision all the way through to output level.
- **Extensive alert function; including notification before failure occurs.**
- **Monitoring of environment conditions** including alerts and alarms.
- **Notification** upon failure or if individual components are removed.



Hot-swap-enabled output module
Simple implementation for quick start-up of IT equipment.

Outputs and modules
Outputs can be controlled and measured remotely thereby increasing flexibility and on-site security.

Modular input power

- Can be reconfigured for altered power demands; single-phase and three-phase input.
- Module can be fitted on top or at the bottom.



Output module (MPX™ BRM):

Provides overload protection by distributing power to individual servers. Available functions: Elementary, Branch Metering and Output Metering with switch function.

The busbar (MPX™ PRC):

Serves as power and communication distribution for all supported modules. Available in two heights to accommodate different rack heights.

Power-rail spacer:

Reserves unused space until needed for an MPX™ module.



BDM™ local display module

Extended diagnostic functionality; customer-convenient display. Features include detailed information about alerts and specific labeling for outputs.



SN sensors:

Consolidates environmental monitoring of temperature, humidity and potential-free input contacts with the power supply at rack level.



Communication module (RPC2):

Installed in the power input module and offers an extendable interface for network communication, sensors and the local display.

Input module (MPX™ PEM):

Routes the input power to the busbar system of the Elementary model (without RPC2™) and the version with input metering (includes pre-installed RPC2™).



Vertiv™ MPX™

Benefits of the modular Vertiv MPX rack PDU

INPUT POWER

- Configurable: 20 to 60 A (USA); 16 to 63 A (EU).
- Single-phase and three-phase.
- Cable routing possible from above and below.

OUTPUT DISTRIBUTOR

- Scalable, combination-compatible and can be replaced during operation
- Single-phase NEMA 5-20R, IEC-C13, IEC-C19, Schuko, Switzerland, GST18.
- Load balance.

MODULARITY

- Input modules.
- Output modules.
- External display.
- External sensors.
- RPC2 communication card.

MONITORING

- Three levels: Input level, module level, output level.
- Temperature and humidity.
- Door contacts and floating break input contacts.

REMOTE CONTROLLED SOCKETS

- Socket level.

Featuring High Availability

- Heat resistant up to 60° C ensuring reliable operation in the warm aisle.
- Modular hot-swap-enabled output module, controller card and sensors; can be exchanged or updated during operation.
- Special switch relay (normally closed); connected servers have an uninterrupted power supply even in the event of failure.
- Redundant power supply for control electronics.
- Fixed databus on the busbar.
- Complete data tapping on the Power Entry Module (PEM) without any additional external monitoring devices.
- Proactive alert by additional metering of the neutral conductor and crest factor (assessment of network quality facilitating early detection of power-supply unit failures).

Maximum Flexibility and Scalability

- All modules configured in line with requirements (patented quick-mount fitting for safe installation).
- One busbar for different networks and power levels – input module can be freely selected. All other components are "hot-swap-enabled" when running operation.
- Mobile display for reading all MPX data on the rack.
- Optical slot-space display (easy server slot-space identification at the push of a button).

Highest Possible Power Levels in all Areas

- Power feed of max. 3 x 63 A; optimal for Blade server applications.
- Only one IP address for up to 4 rails with 24 modules.
- Plug and Play for numerous sensors.
- Extensive monitoring with a metering accuracy of $\pm 1\%$ right through to output level.
- Module and sensor autodetect function with operating software.
- Minimal power loss for MPX systems.

Vertiv™ MPX™

Four equipment models for different requirements

The Vertiv™ MPX™ modular rack PDU consists of various components.

The basic element is a busbar, which is responsible for the power and communication distribution to the individual modules. The input power is routed via the MPX Power Entry Module (MPX PEM) to the MPX system.

Different output modules (MPX Branch Receptacle Modules, MPX BRM) are available depending on requirements. Four different variants can be set up depending on the component population of the busbars:

1. Vertiv MPX Elementary

Modular basic power distribution without metering and control function. An upgrade to another equipment model is quick and easy.

2. Vertiv MPX Elementary Phase Monitored

Modular power distribution with metering on input. An upgrade to a superordinate line is possible by populating with appropriate output modules.

3. Branch-Monitored Vertiv MPX

Modular power distribution with metering on input and each output module.


An upgrade or downgrade to another line is possible if installed with appropriate output modules.

4. Receptacle Managed Vertiv MPX

Modular power distribution with input, metering, each output module and each output. Individual outputs can also be switched on and off remotely. A downgrade to another line is possible if installed with the appropriate output modules.

A combination of the "Elementary Phase Monitored", "Branch-Monitored" and "Receptacle Managed" lines on a shared busbar is also possible and is one of the exceptional features of the MPX. Interfaces for the network communication, sensors and/or local display are provided by the Rack PDU Card (RPC)

in the MPX PEM. The RPC Card enables connection to an optional RPC Basic Display Module (RPC BDM) to display local status and alerts.



Vertiv™ MPX™ – Configuration models in Europe

| | | | Four equipment models | | | |
|---|-----------------|------------------|--------------------------|---|--------------------------------|----------------------------------|
| Order number | | | Vertiv MPX Elementary | Vertiv MPX Elementary Phase monitored | Vertiv MPX Branch-monitored | Vertiv MPX Receptacle Managed |
| Busbar | Length 1035 | MPXPRC-V1035XXX | ■ | ■ | ■ | ■ |
| | Length 1880 | MPXPRC-V1880XXX | ■ | ■ | ■ | ■ |
| | Length 2144 | MPXPRC-V2146XXX | ■ | ■ | ■ | ■ |
| Input Modules | 1ph 16A fest | MPXPPEM-EHABXS30 | | ■ | ■ | ■ |
| | 1ph 32A fixed* | MPXPPEM-EHAEXQ30 | ■ | | | |
| | | MPXPPEM-EHABXQ30 | | ■ | ■ | ■ |
| | 3ph 16A fixed | MPXPPEM-EHAEXT30 | ■ | | | |
| | | MPXPPEM-EHABXT30 | | ■ | ■ | ■ |
| | 3ph 32A fixed | MPXPPEM-EHAEXR30 | ■ | | | |
| | | MPXPPEM-EHABXR30 | | ■ | ■ | ■ |
| | 3ph 63A fixed | MPXPPEM-EHBEXZ30 | ■ | | | |
| MPXPPEM-EHBBXZ30 | | | ■ | ■ | ■ | |
| Elementary Output Modules | IEC-C13 L1 | MPXB RM-EEBC7N1N | ■ | ■ | | |
| | IEC-C13 L2 | MPXB RM-EEBC7N2N | ■ | ■ | | |
| | IEC-C13 L3 | MPXB RM-EEBC7N3N | ■ | ■ | | |
| | IEC-C19 L1 | MPXB RM-EEBC4O1N | ■ | ■ | | |
| | IEC-C19 L2 | MPXB RM-EEBC4O2N | ■ | ■ | | |
| | IEC-C19 L3 | MPXB RM-EEBC4O3N | ■ | ■ | | |
| | Schuko L1 | MPXB RM-EEBC3P1N | ■ | ■ | | |
| | Schuko L2 | MPXB RM-EEBC3P2N | ■ | ■ | | |
| | Schuko L3 | MPXB RM-EEBC3P3N | ■ | ■ | | |
| | Switzerland T23 | MPXB RM-EEBC4S1N | ■ | ■ | | |
| | Switzerland T23 | MPXB RM-EEBC4S2N | ■ | ■ | | |
| | Switzerland T23 | MPXB RM-EEBC4S3N | ■ | ■ | | |
| | GST18 | MPXB RM-EEBC9U1N | ■ | ■ | | |
| | GST18 | MPXB RM-EEBC9U2N | ■ | ■ | | |
| | GST18 | MPXB RM-EEBC9U3N | ■ | ■ | | |
| Branch-Monitored Output Modules | IEC-C13 L1 | MPXB RM-EBBC6N1N | | | ■ | |
| | IEC-C13 L2 | MPXB RM-EBBC6N2N | | | ■ | |
| | IEC-C13 L3 | MPXB RM-EBBC6N3N | | | ■ | |
| | IEC-C19 L1 | MPXB RM-EBBC4O1N | | | ■ | |
| | IEC-C19 L2 | MPXB RM-EBBC4O2N | | | ■ | |
| | IEC-C19 L3 | MPXB RM-EBBC4O3N | | | ■ | |
| | Schuko L1 | MPXB RM-EBBC3P1N | | | ■ | |
| | Schuko L2 | MPXB RM-EBBC3P2N | | | ■ | |
| | Schuko L3 | MPXB RM-EBBC3P3N | | | ■ | |
| Receptacle Managed Output Modules | IEC-C13 L1 | MPXB RM-ERBC6N1N | | | | ■ |
| | IEC-C13 L2 | MPXB RM-ERBC6N2N | | | | ■ |
| | IEC-C13 L3 | MPXB RM-ERBC6N3N | | | | ■ |
| | IEC-C19 L1 | MPXB RM-ERBC4O1N | | | | ■ |
| | IEC-C19 L2 | MPXB RM-ERBC4O2N | | | | ■ |
| | IEC-C19 L3 | MPXB RM-ERBC4O3N | | | | ■ |
| | Schuko L1 | MPXB RM-ERBC3P1N | | | | ■ |
| | Schuko L2 | MPXB RM-ERBC3P2N | | | | ■ |
| | Schuko L3 | MPXB RM-ERBC3P3N | | | | ■ |
| Sensors | 1xTemp. | SN-Z01 | | ■ | ■ | ■ |
| | 3xTemp. | SN-Z02 | | ■ | ■ | ■ |
| | 3xT. + 1xHum | SN-Z03 | | ■ | ■ | ■ |
| | 1xTemp. Mod. | SN-T | | ■ | ■ | ■ |
| | Temp/Hum Mod. | SN-TH | | ■ | ■ | ■ |
| | 2xDoor Mod. | SN-2D | | ■ | ■ | ■ |
| | 3xInput Mod. | SN-3C | | ■ | ■ | ■ |
| External Display | RPCBDM-1000 | | ■ | ■ | ■ | |

Upgrade possible

← Different combinations available →

*Note: One-phase input modules can only be populated with L1 modules.



DOS20153

Vertiv™ MPX™ – Input Module/Power Supply

Elementary and Monitored type

- The MPX PEM is fixed on the MPX PRC and provides the connection to the power supply.
- Fixed-connection cable; 3 m long.
- With IEC60309 plug, 1Ph/N/PE 6h blue, 3Ph/N/PE 6h red.

Monitored type

- The MPX PEM provides connection to the databus for data communication.
- Integrated RPC2 communication card enables remote monitoring and maintenance of the MPX modules.
- Provides the following phase-input data: voltage, current, effective power, consumption and frequency.
- Power alarm functions for individual phases and their operating status are also supported.
- Further important features: Three displays inform the user on the current status of each individual input. An acoustic alarm is activated at certain overload conditions.
- The communication card centralizes the MPXs local and remote administration.
- Serves as the connection point for versatile support options and devices, such as the display module (RPC BDM), various sensors and connection to other MPX™ or MPH2™ systems, for example.
- Has RJ-45 ports for all connections (except USB port) and does not require any special cabling.

Technical Data Interfaces:

- RJ-45 LAN port (10/100 MBit) – for local network (LAN) connection via an Ethernet cable.
- Expansion / administration port for local configuration using a computer / laptop, for creating a link-up of several PDUs (MPX or MPH).
- Serial interface RS232.
- Display port for connecting the RPC BDM (display module).
- External sensor port for connecting optional sensors.
- Remote management: Onboard Web interface, CLI, SNMPv1,2,3, SSH, Telnet Syslog, compatible with Avocent ACS, UMG & MPU, Vertiv SiteScan, DSView, Rack Power Manager, Vertiv Nform & Vertiv *Trellis* as well as Nagios or other management software

programs.

- Authentication: local, remote: Active Directory, LDAP, TACACS, Radius, Kerberos.
- Encryption: MD5, AES, DES.

Material / Finish

- Enclosure: aluminum.
- Cover: sheet steel.
- Power contacts: silver-plated.
- Databus contacts: gold-plated (only Monitored type)

Dimensions

- Width: 75 mm.
- Height: 65 mm.
- Feed cable: 3 m.

Color

- Enclosure: aluminum/RAL7021 dark-gray

Certification

- CE label in accordance with:
- Low Voltage Directive 2014/35/EU
- EMC Directive 2014/30/EU
- RoHS Directive 2011/65/EG.
- Bureau-Veritas BG - Certificate (Factory Inspection).
- Bureau-Veritas CB - Certificate.

Scope of delivery

- 1 x MPX PEM power input module.
- Including connection cable.
- Including RPC2 communication card (only Monitored type).

| L | W | H | Feed | Load rating | Type | Order No. | UP |
|-----|----|----|-------|------------------------|------------|------------------------|--------|
| 220 | 75 | 65 | Fixed | 230 VAC, max. 32 A | Elementary | MPXPEM-EHAEXQ30 | 1 unit |
| 220 | 75 | 65 | Fixed | 230/400 VAC, max. 16 A | Elementary | MPXPEM-EHAEXT30 | 1 unit |
| 220 | 75 | 65 | Fixed | 230/400 VAC, max. 32 A | Elementary | MPXPEM-EHAEXR30 | 1 unit |
| 266 | 75 | 65 | Fixed | 230/400 VAC, max. 63 A | Elementary | MPXPEM-EHBEXZ30 | 1 unit |
| 220 | 75 | 65 | Fixed | 230VAC,max.16A | Monitored | MPXPEM-EHABXS30 | 1 unit |
| 220 | 75 | 65 | Fixed | 230 VAC, max. 32 A | Monitored | MPXPEM-EHABXQ30 | 1 unit |
| 220 | 75 | 65 | Fixed | 230/400 VAC, max. 16 A | Monitored | MPXPEM-EHABXT30 | 1 unit |
| 220 | 75 | 65 | Fixed | 230/400 VAC, max. 32 A | Monitored | MPXPEM-EHABXR30 | 1 unit |
| 266 | 75 | 65 | Fixed | 230/400 VAC, max. 63 A | Monitored | MPXPEM-EHBBXZ30 | 1 unit |

Dimensions in mm:

W = Width h = Installation height U = Standard rack unit kg = Weight
H = Height d = Insertion depth (1 U = 44.45 mm)
D = Depth L = Length UP = Packaging unit

Conversion:

1 mm = 0.03937 inch
1 kg = 2.2046 pounds

Replace x with the number of the color combination you require: 1 = RAL 7035, 6 = RAL 7035/RAL 2003



DOS20153

Vertiv™ MPX™ BRM – Output Module

- The MPX BRM enables the distribution to the individual consumers.
- Each module taps a color-coded phase.
- All modules are protected against overload with a 20 A circuit breaker.
- Modules can be exchanged during operation thereby facilitating user-specific installation without having to shut down the MPX.
- Up to 3 BRM output modules can be installed on a 1,035 mm PRC busbar; up to 6 BRM output modules can be installed on a 1,880 mm PRC busbar.

Material / Finish

- Enclosure: aluminum.
- Cover: sheet steel.
- Power contacts: silver-plated.
- Databus contacts: gold-plated (only type B and R).

Dimensions

- Width: 75 mm.
- Height: 65 mm.

Color

- Enclosure: aluminum/RAL7021 dark-gray

Certification

- CE label in accordance with:
- Low Voltage Directive 2014/35/EU
- EMC Directive 2011/65/EG
- RoHS Directive 2011/65/EG.
- Bureau-Veritas BG - Certificate (Factory Inspection).
- Bureau-Veritas CB - Certificate.

Scope of delivery

- 1 x MPX PEM power output module.
- 1 x instruction manual.

Type E – Elementary

- Module for power distribution via respective outputs.

Type B – Branch-Monitored

- Module for power distribution via respective outputs with metering function on module level.
- The MPX BRMs have LED ID indicator which identifies every module with a number.
- Modules are administered in the software.
- Provides the following metered readings: voltage, current, power, apparent power, kWh and power factor.
- Power alarm functions and operating status are supported.

Type R – Receptacle Managed:

- Module for power distribution via respective outputs with metering function on module level and output level.
- The MPX BRMs have LED ID indicator which identifies every module with a number.
- Modules are administered in the software.
- Provides the following metered readings: voltage, current, power, apparent power, kWh, frequency, power factor and crest factor.
- Power alarm functions and operating status are supported.
- Individual outputs can be switched on and off remotely.

| L | n | Outputs | Load rating per output | Phase tap | Type | Order No. | UP |
|-----|---|-----------------|------------------------|-----------|------|-----------------|--------|
| 266 | 7 | IEC320 C 13 | 10 A | L1 | E | MPXBRM-EEBC7N1N | 1 unit |
| 266 | 7 | IEC320 C 13 | 10 A | L2 | E | MPXBRM-EEBC7N2N | 1 unit |
| 266 | 7 | IEC320 C 13 | 10 A | L3 | E | MPXBRM-EEBC7N3N | 1 unit |
| 266 | 4 | IEC320 C 19 | 16 A | L1 | E | MPXBRM-EEBC4O1N | 1 unit |
| 266 | 4 | IEC320 C 19 | 16 A | L2 | E | MPXBRM-EEBC4O2N | 1 unit |
| 266 | 4 | IEC320 C 19 | 16 A | L3 | E | MPXBRM-EEBC4O3N | 1 unit |
| 266 | 3 | Schuko CEE 7/4 | 16 A | L1 | E | MPXBRM-EEBC3P1N | 1 unit |
| 266 | 3 | Schuko CEE 7/4 | 16 A | L2 | E | MPXBRM-EEBC3P2N | 1 unit |
| 266 | 3 | Schuko CEE 7/4 | 16 A | L3 | E | MPXBRM-EEBC3P3N | 1 unit |
| 266 | 4 | Switzerland T23 | 16 A | L1 | E | MPXBRM-EEBC4S1N | 1 unit |
| 266 | 4 | Switzerland T23 | 16 A | L2 | E | MPXBRM-EEBC4S2N | 1 unit |
| 266 | 4 | Switzerland T23 | 16 A | L3 | E | MPXBRM-EEBC4S3N | 1 unit |
| 266 | 9 | GST18 3-pole | 16 A | L1 | E | MPXBRM-EEBC9U1N | 1 unit |
| 266 | 9 | GST18 3-pole | 16 A | L2 | E | MPXBRM-EEBC9U2N | 1 unit |
| 266 | 9 | GST18 3-pole | 16 A | L3 | E | MPXBRM-EEBC9U3N | 1 unit |
| 266 | 6 | IEC320 C 13 | 10 A | L1 | B | MPXBRM-EBBC6N1N | 1 unit |
| 266 | 6 | IEC320 C 13 | 10 A | L2 | B | MPXBRM-EBBC6N2N | 1 unit |
| 266 | 6 | IEC320 C 13 | 10 A | L3 | B | MPXBRM-EBBC6N3N | 1 unit |
| 266 | 4 | IEC320 C 19 | 16 A | L1 | B | MPXBRM-EBBC4O1N | 1 unit |
| 266 | 4 | IEC320 C 19 | 16 A | L2 | B | MPXBRM-EBBC4O2N | 1 unit |
| 266 | 4 | IEC320 C 19 | 16 A | L3 | B | MPXBRM-EBBC4O3N | 1 unit |
| 266 | 3 | Schuko CEE 7/4 | 16 A | L1 | B | MPXBRM-EBBC3P1N | 1 unit |
| 266 | 3 | Schuko CEE 7/4 | 16 A | L2 | B | MPXBRM-EBBC3P2N | 1 unit |
| 266 | 3 | Schuko CEE 7/4 | 16 A | L3 | B | MPXBRM-EBBC3P3N | 1 unit |
| 266 | 6 | IEC320 C 13 | 10 A | L1 | R | MPXBRM-ERBC6N1N | 1 unit |
| 266 | 6 | IEC320 C 13 | 10 A | L2 | R | MPXBRM-ERBC6N2N | 1 unit |
| 266 | 6 | IEC320 C 13 | 10 A | L3 | R | MPXBRM-ERBC6N3N | 1 unit |
| 266 | 4 | IEC320 C 19 | 16 A | L1 | R | MPXBRM-ERBC4O1N | 1 unit |
| 266 | 4 | IEC320 C 19 | 16 A | L2 | R | MPXBRM-ERBC4O2N | 1 unit |
| 266 | 4 | IEC320 C 19 | 16 A | L3 | R | MPXBRM-ERBC4O3N | 1 unit |
| 266 | 3 | Schuko CEE 7/4 | 16 A | L1 | R | MPXBRM-ERBC3P1N | 1 unit |
| 266 | 3 | Schuko CEE 7/4 | 16 A | L2 | R | MPXBRM-ERBC3P2N | 1 unit |
| 266 | 3 | Schuko CEE 7/4 | 16 A | L3 | R | MPXBRM-ERBC3P3N | 1 unit |



DOS20153

Vertiv™ MPX™ PRC – Power Distribution Unit / Communication Bus

- The MPX PRC is the basic element of the MPX power distribution unit.
- Power and data transfer buses are integrated across the entire length of the MP PRC.
- The MPX BRMs (output modules) and the MPX PEM (power input module) are fixed on the MPX PRC and, depending on the type, facilitate the modules' power feed, output, monitoring and management.

Material / Finish

- Busbar housing: aluminum.
- Busbars: copper.
- Databus: gold-plated.

Dimensions

- Width: 68 mm.
- Height: 24 mm.

Color

- Enclosure: aluminum.

Approvals

- CE label in accordance with:
 - Low Voltage Directive 2014/35/EU
 - EMC Directive 2014/30/EU
 - RoHS Directive 2011/65/EG.
- Bureau-Veritas BG – Certificate (Factory Inspection).
- Bureau-Veritas CB – Certificate.

Load rating

- Max. current: 3 x 63 A.
- Nominal voltage (L-N / L-L): 230 / 400 VAC.

Scope of delivery

- 1 x MPX PRC - power distribution unit / communication bus.
- 1 x mounting kit.

| L | W | H | U | Model | Order No. | UP |
|------|----|----|----|----------------------------|------------------------|--------|
| 1035 | 68 | 24 | 23 | 1 PEM (220 mm) + 3 BRM | MPXPRC-V1035XXX | 1 unit |
| 1880 | 68 | 24 | 42 | 1 PEM (220/266 mm) + 6 BRM | MPXPRC-V1880XXX | 1 unit |
| 2144 | 68 | 24 | | 1 PEM (220/266 mm) +7 BRM | MPXPRC-V2146XXX | 1 unit |



DOS20153

Vertiv MPX™/MPH™/MPH2™/IMS™ – Sensors

- These sensors are designed for tool-less installation in a Knürr Miracle / DCM rack, and is also compatible with all other rack types.
- "Fixed" type sensors are attached to a cable.
- "Modular" type sensors can be connected to the delivered cable.
- Plugged into the RPC-1000 or RPC2 communication card.
- Several sensors can be connected in rows.
- Automatically displayed in the MPX/MPH/MPH2/IMS software.
- Temperature measurement range: 5 – 60° C.
- Accuracy: ± 0.5° C.
- Humidity measurement range: 10 – 95 %.
- Accuracy: ± 3.5 %.

Note

Sensors are not required for operating the MPX or MPH, MPH2, IMS. However, a communication card is needed.

Scope of delivery

- 1 x sensor with connection cable.
- 1 x instruction manual.

| Cable length | Type | Model | Order No. | UP |
|--------------|---------|--|---------------|--------|
| 3660 | Fixed | Temperature sensor, single | SN-Z01 | 1 unit |
| 5180 | Fixed | Temperature sensor, triple | SN-Z02 | 1 unit |
| 5180 | Fixed | Temperature sensor, triple + humidity sensor, single | SN-Z03 | 1 unit |
| 2000 | Modular | Temperature sensor, single | SN-T | 1 unit |
| 2000 | Modular | Temperature sensor, single + humidity sensor, single | SN-TH | 1 unit |
| 2000 | Modular | 2 x door contact - input module* | SN-2D | 1 unit |
| 2000 | Modular | 3 x digital input | SN-3C | 1 unit |

* Suitable door contact switch: Order no. 06.108.115.9



DOS20153

RPC BDM - 1000 Display Module

- Provides the local display of the monitored data for all connected MPX/MPH/MPH2/IMS systems.
- Operated with a navigation switch.
- Connected via a cable with the RPC, enabling the user to place the displays where they can be easily read in the given local space conditions.
- An individual display can be used for up to four MPX/MPH/MPH2/IMS PDUs, which are all connected in a PDU array.


Note

The display module is not required when operating the MPX or MPH, MPH2, IMS. However, a communication card is needed.

Scope of delivery

- 1 x RPCBDM-1000 display module.
- 1 x connection cable 2 m.
- 1 x mounting kit.

| Order No. | UP |
|-------------|--------|
| RPCBDM-1000 | 1 unit |



DOS20444

BRM Power-Distribution Cable-Holder Clip Set

- Cable clips provide strain relief for the feed lines of the network equipment.
- Cable clips are suitable for most IEC-C13 socket plugs with a raised edge. (Must be checked for suitability).
- Cable clips are sold in sets of 18 units.

Scope of delivery

- 1 x cable holder set (18 units).

How supplied

- In sets.

Note

- Optimal function only with cable connector 04.000.051.9.
- Can only be used with MPXB RM-EBBC6NxN and MPXB RM-ERBC6NxN (x = 1,2,3).

| Order No. | UP |
|--------------|--------|
| 03.910.216.9 | 1 unit |



395

SafetySleeve™ Cable Protection IEC C19

- SafetySleeves protect the feed lines of the network equipment.
- They can be used on all C19 cables and fit onto all PDUs.

Material / Finish

- PVC, black.



DOS20493

| Model | Order No. | UP |
|------------------------|------------------|---------|
| C20 plug in C19 socket | 03.910.212.9 001 | 20 unit |



DOS20494

SafetySleeve™ Kabelausziehschutz IEC C13

- SafetySleeves protect the feed lines of the network equipment.
- They can be used on all C13 cables and fit onto all PDUs.

Material / Finish

- PVC, black.

| Model | Order No. | UP |
|------------------------|------------------|---------|
| C14 plug in C13 socket | 03.910.213.9 001 | 50 unit |



RPC2-KIT

RPC2 Communication Module for Vertiv™ MPX, MPH2 and IMS

- For retrofitting to existing MPX, MPH and IMS products.
- The communication card can be upgraded during operation.

Technical Data Interfaces

- RJ-45 LAN port (10/100 MBit) – for local network (LAN) connection via an Ethernet cable.
- Expansion / administration port for local configuration using a computer / laptop, for creating a link-up of several PDUs (MPX, MPH2 or IMS).
- Serial interface RS232.
- Display port for connecting the RPC BDM (display module).

- External sensor port for connecting optional sensors.
- Remote management: Onboard Web interface, CLI, SNMPv1,2,3, SSH, Telnet Syslog, compatible with Avocent ACS, UMG & MPU, Vertiv SiteScan, DSView, Rack Power Manager, Vertiv Nform & Vertiv Trellis as well as Nagios or other management software programs.
- Authentication: local, remote: Active Directory, LDAP, TACACS, Radius, Kerberos.
- Encryption: MD5, AES, DES.

| Order No. | UP |
|-----------|--------|
| RPC2-KIT | 1 unit |

Easy Integration into DCIM Systems

The rack PDUs Vertiv™ MPH2™ and MPX™ as well as the in-line metering system MPXIMS™ can be managed both locally and remotely.

- Power data and sensor data are recorded
- Conventional standardized protocols are used to ensure secure data transfer, management, and authentication.

As such, the products can be easily integrated into any existing network and any system architecture.

Flexible Local or Remote Management

Integrated standard displays on the DIS Rack PDU I and MPH2™

show all the key information required at the rack.

The optional local display BDM for the MPH2™ or MPX™ can be mounted in different locations depending on where it can be read most easily.

Remote communication thanks to the modular hot-swappable RPC2™ card ensures seamless expansion options and easy servicing

- **Support for up to four PDUs within a single rack PDU Array™:** Minimizes the number of IP addresses required.
- **Support for up to ten ambient sensors:** Consolidates power and environment monitoring at rack level.
- **Support for Web UI and CLI, with SSL and SSH:** Windows, Linux, and network administrators can use their preferred form of communication with the rack PDU.
- **Support for all conventional remote authentication and encryption protocols:** Products can be seamlessly integrated into an existing security infrastructure.
- **Support for SNMP v1, v2, and v3:** Allows for secure communication via network management systems.
- **Support for IPv4 and IPv6:** Future-proof IP support for rack PDUs.
- **Data logging:** All data is saved automatically, ensuring easy troubleshooting without the need for additional external management software.
- "One-touch" configuration with USB stick directly on the device.

Power management with the following functions:

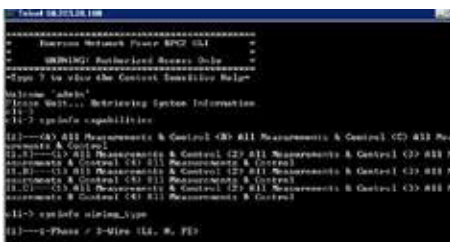
- Snapshot of all electrical parameters at output, group, phase, and general level.
- Snapshot of the status and the measured values from the ambient sensor.
- Threshold configuration, alerts, and messages.
- Control of individual outputs and groups.
- Status information and configuration of all outputs.
- Network management settings.

To enable **central management** of all rack PDUs within a data center, the following software packages are available:

- **Vertiv Avocent Rack Power Manager**, which includes access and control functions to easily manage and monitor your PDUs.
- Vertiv *Trellis* Express, which provides a comprehensive view of the devices in the data center.
- Vertiv Sitescan.
- Vertiv Nform, which provides an overview of the health status of relatively small to medium data centers.

Rack Power Manager boasts state-of-the-art monitoring functions and allows intelligent server grouping over multiple racks. You also benefit from customized reports and scheduled standard reports, and have the option to define thresholds for real-time alarms. As such, you obtain high-quality information about the power supply infrastructure of your data center, thereby allowing you to make full use of the investment in PDUs.

- Power costs are measured and monitored.
- Historical data is checked in capacity and consumption reports.



The Vertiv™ *Trellis*™ platform is a pioneering DCIM innovation from Vertiv. It not only reduces IT risks but also increases operational efficiency, meaning it solves current problems and prepares you for the future.

The real-time visualization, monitoring of the power supply, and mobile access provided by the Vertiv *Trellis* platform allow you to:

- reduce inefficiencies without interrupting current processes.
- postpone investments as you make better use of existing resources, thereby improving the operating profit.
- improve Service Level Agreements with complete transparency throughout the infrastructure.
- gain a better insight into the data center and thus improve overall efficiency.

Integration into the **clear, easy-to-install Vertiv Nform™ status monitoring software** ensures the following:

- Rack PDUs are part of a consolidated monitoring solution for data center infrastructure.
- Virtually any component in critical support equipment can be monitored.
- Alerts and automatic actions in the event of a fault.
- Event management.

Integration into the scalable **Vertiv SiteScan® building infrastructure management software** ensures the following:

- Rack PDUs are part of a consolidated monitoring solution for data center infrastructure.
- Virtually any component in critical support equipment can be monitored and controlled.
- Data analysis and trend reports.
- Event management.

Make the Most of Your Rack PDU Investment

The rack PDUs MPX™, MPH2™, and MPXIMS™ can be fully integrated into the industry-leading KVM systems, serial consoles, and infrastructure management systems from Vertiv.

Integration into **Avocent® Advanced Console Server, MergePoint™ Unity KVM Switches and Universal Management Gateway Appliances** offers the following advantages:

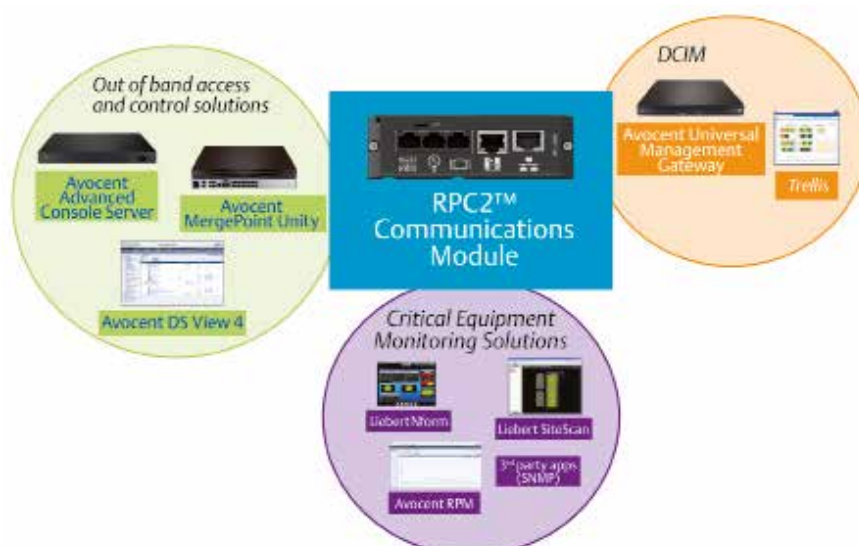
- Rack PDUs are integrated into the out-of-band management solution.
- Rack PDUs become part of a consolidated access and control solution.
- The number of IP addresses required for managing the rack PDUs is minimized.

The software provides secure, centralized out-of-band management of all connected IT and network devices in complex and geographically dispersed data centers.

DSView4 and rack PDUs together ensure:

- Consolidated access to server control and the related access control.
- Easy assignment of IT equipment to the relevant rack PDU outputs.

Integration into the management software **Avocent DSView™ 4**, in which all data center management functions are compiled on a consolidated interface, allows for seamless control of the data center for 24/7 operation.



Vertiv™ MPH2™ – Managed Rack PDU

Monitoring and Control

The Vertiv MPH2 Managed Rack PDU is a power supply system with monitoring and control functions. The Vertiv MPH2 offers outstanding features such as easy rack-integration and management architecture as well as optimum availability and energy efficiency.

Four Vertiv MPH2™ versions are available:

| Model/functions | Vertiv MPH2R | Vertiv MPH2M | Vertiv MPH2C | Vertiv MPH2B |
|---------------------------|--------------|--------------|--------------|--------------|
| Input / Group measurement | ■ | ■ | ■ | ■ |
| Output measurement | ■ | ■ | | |
| Output switching | ■ | | ■ | |

Benefits of Vertiv MPH2™

- **Monitors several parameters** with defined thresholds and alarm tools.
- **Monitors and controls individual outputs** and/or load and appliance groups.
- **A variety of measurements** allow you to predict failing conditions before they occur and proactively manage connected equipment for maximum uptime.
- **Energy and power metering** maximize the data center power and cooling infrastructure.
- **Lowest power consumption** of all switched-rack PDUs lowers power costs and thermal load.
- **Up to four rack Vertiv MPH2 PDUs** can be connected in a Rack PDU Array™ thereby consolidating user-specific IP connections and equipment monitoring.

Developed for critical environments

- **Industry-leading operating temperature** of up to 60° C suitable for high temperatures inside racks.
- **Bistable relays ensure basic power supply** even when shortfalls occur elsewhere.
- **Accurate voltage and current metering up to outlet level** with ±1 % tolerances deliver reliable results.
- **Extensive alarm functions including notification** when an overload occurs in individual groups.
- **Monitoring of environment conditions (temperature, humidity and input contacts)** with alerts and alarms.
- **Notification** upon failure or if loads are removed in individual racks.



reddot award 2015
winner

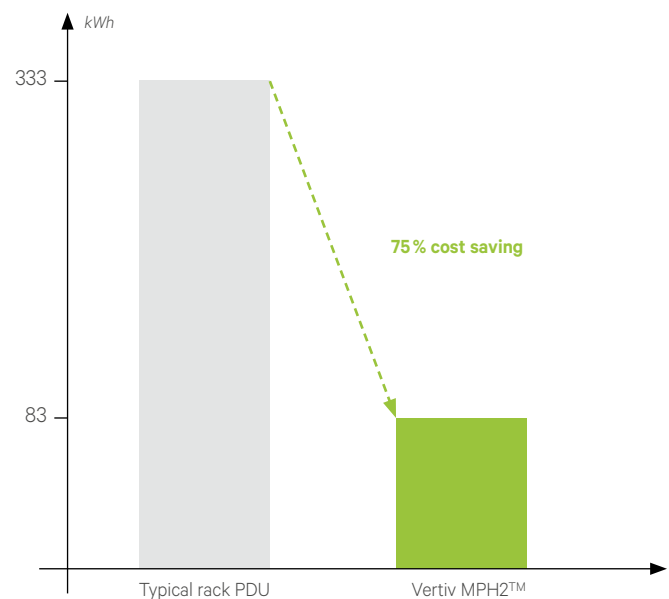


Vertiv MPH2 savings for a typical data center

| | Typical rack PDU with 24 outputs | Vertiv MPH2 |
|---|----------------------------------|-------------|
| Power consumption of PDU (in Watt) | 20 | 5 |
| Annual energy consumption of PDU (kWh) | 176 | 44 |
| Total proportion of the data center's energy consumption (kWh)* | 333 | 83 |
| Energy saving | 75% | |

Compared with a Switched Rack-PDU model for a typical data center with a 1.9 PUE.

* according to Energy Logic calculations





INPUT POWER

- 16 to 32 A (EU).
- Single-phase and three-phase.

OUTPUT DISTRIBUTOR

- IEC C13 and IEC C19.
- Combination systems.

MODULARITY

- Communication card.
- External display.
- External sensors.

MONITORING

- Three various levels: Input level, group level, output level
- Temperature and humidity.
- Door contacts and potential-free input contacts.

REMOTE CONTROLLED SOCKETS

- Socket level.

Vertiv™ MPH2™

Benefits

Highest availability levels

- Modular communications card; can be replaced during operation. This simplifies maintenance and increases the level of availability.
- Bistable relays in switchable designs; the server's power supply is ensured even during outages.
- Software-controlled overload protection – affected outputs are switched off before the advance fuse is activated.
- Additional metering of the neutral conductor and of the crest factor; possible faults that cause switch-off are detected in advance.

Leading technology in many areas

- Operating temperatures of up to 60 °C allow secure operation in the warm aisle.
- Metering accuracy of $\pm 1\%$ ensures reliable measurement results.
- Power losses of approx. 5 W, even in switchable models, reducing electricity costs and minimizing the thermal load.

Industry-leading management properties

- An integrated local display and an optional external display facilitates flexible local management.
- Onboard web interface and CLI/SSH interface; suitable for both Windows and Linux administration.
- A variety of authentication options and encrypted protocols ensure integration into Enterprise Security architectures.
- SNMPv3 and IPv6 support so that current requirements, particularly from the public sector, can be satisfied.

Simple integration into ENP solutions

- Can be delivered pre-installed in Knürr racks to save time and costs during installation in the data center.
- Serial integration into Avocent UMG, ACS and MPU guarantees redundant management access to the MPH2.
- Integration into ENP software solutions; the MPH2 is an integral part of a comprehensive DCIM solution with monitoring and control functions.



Colored clamps:
Colored labeling of supply.



Communications module (RPC2™):
Offers extendable interfaces for network communication, sensors and local display.



BDM™ local display module
Extended diagnostic functionality; user-friendly display. Features include detailed information about alerts and specific labeling for outputs.



Integrated display:
Provides easy access to important information on the rack.

Ultra-flat circuit breakers:
Compact construction; minimizes space requirements in the rack.



Special tool-less Knürr DCM rack fixture:
Lowers installation costs and extra space in rack for cables and other components.



Connection cable with locking mechanism
Prevents IT cables from being accidentally disconnected.



SN sensors:
Consolidates environmental monitoring of temperature, humidity and potential-free input contacts with the power supply at rack level.



Flexible network cable input:
Simplifies installation in the rack PDU.



Cable and fixed wiring options:
Flexible power distribution; input-cable can be connected locally.

Vertiv™ MPH2™

- The Vertiv MPH2 is a power distribution unit for IT racks which provides metering of electrical values. Depending on the model, individual outputs can also be remote-controlled.
 - The integrated RPC2 communications card allows you to connect up to 4 Vertiv MPH2 / MPX™ units as well as monitor and maintain all connected units remotely. Up to 10 sensors (temperature, air humidity, door contacts as well as potential-free input contacts) can be connected.
 - The Vertiv MPH2 unit has an integrated display. In addition, the optional external RPCBDM-1000 display module can easily be connected and mounted on the rack.
 - Special cables with locking mechanisms can be connected to the outputs.
 - Depending on the model, the connecting cable for the MPH2 is attached to the housing (cable length 3 m), also permitting a connecting cable can be connected on site (model with connection unit).
- **Vertiv MPH2™ models**
 - **Vertiv MPH2™ B** – Metering per phase and per group (only models with >16 A input power).
 - **Vertiv MPH2™ C** – Metering per phase and per group (only models with >16 A input power). Each output can also be individually switched remotely.
 - **Vertiv MPH2™ M** – Metering per phase and per group (only models with >16 A input power) and per output.
 - **Vertiv MPH2™ R** – Metering per phase and per group (only models with >16 A input power) and per output. Each output can also be individually switched remotely.
 - **Material / finish / color**
 - Closed housing, aluminum profile, finely textured powder-coated top (RAL 7021), Vampamid 6 0024 V0 (UL94) recyclable plastic parts, finely textured and colored (RAL 9005).
 - **Mechanical dimensions**
 - Vertical models:
Width x Depth x Length (mm): 56 x 50 x (see table).
 - Horizontal models:
Width x Depth x Length (mm): 482,6 (440) x 250 x 44.
- Remote management: Onboard Web Interface, CLI, SNMPv1,2,3, SSH, Telnet, integratable into Avocent ACS, UMG & MPU, DSView, Rack Power Manager, Vertiv Nform & Vertiv *Trellis* as well as Nagios or other management software programs.
 - Authentication: local, remote: active directory, LDAP, TACACS, Radius, Kerberos. Encryption: MD5, AES, DES.
 - Measurement parameters: Current (A), voltage (V), real power (W), apparent power (VA), consumption (kWh), power factor, frequency and crest factor (only tapes M and R). Accuracy: ±1 % (V, A).
- **Certification**
 - CE label in accordance with:
 - Low Voltage Directive 2014/35/EU
 - EMC Directive 2014/30/EU
 - RoHS Directive 2011/65/EG.
 - Bureau-Veritas BG - Certificate (Factory Inspection).
 - Bureau-Veritas CB - Certificate.
 - **Scope of delivery**
 - MPH2™ rack PDU.
 - Standard mounting bracket.
 - Safety instructions.
 - Quickstart guide.

Vertiv™ MPH2™ Types for Europe

Vertical models

| Model/functions | Vertiv MPHR | Vertiv MPHM | Vertiv MPH C | Vertiv MPH B |
|---------------------------|-------------|-------------|--------------|--------------|
| Input / Group measurement | ■ | ■ | ■ | ■ |
| Output measurement | ■ | ■ | | |
| Output switching | ■ | | ■ | |

| Type | Input Values | | Input Connector | Outputs | | Length (mm) | Order Number |
|------|--------------|----------|-----------------------|---------|-----|-------------|--------------|
| | Voltage | Current | | C13 | C19 | | |
| B | 230V | 16A | C20 inlet | 17 | 2 | 916.5 | MPHB3241 |
| B | 230V | 16A | C20 inlet | 21 | | 916.5 | MPHB3141 |
| B | 230V | 16A | C20 inlet | 30 | 6 | 1736.5 | MPHB1241 |
| B | 230V | 16A | IEC 60309 16A 1P+N+G | 17 | 2 | 916.5 | MPHB3242 |
| B | 230V | 16A | IEC 60309 16A 1P+N+G | 21 | | 916.5 | MPHB3142 |
| B | 230V | 16A | IEC 60309 16A 1P+N+G | 30 | 6 | 1736.5 | MPHB1242 |
| B | 230V | 32A | IEC 60309 32A 1P+N+G | 30 | 6 | 1736.5 | MPHB1243 |
| B | 230V | 32A | Connection unit | 30 | 6 | 1736.5 | MPHB1260 |
| B | 230/400V | 3 x 16A | IEC 60309 16A 3P+N+G | 30 | 6 | 1736.5 | MPHB1244 |
| B | 230/400V | 3 x 32A | IEC 60309 32A 3P+N+G | 42 | | 1826.5 | MPHB1545 |
| B | 230/400V | 3 x 32A | IEC 60309 32A 3P+N+G | 18 | 12 | 1826.5 | MPHB1345 |
| B | 230/400V | 3 x 32A | IEC 60309 32A 3P+N+G | 30 | 6 | 1826.5 | MPHB1245 |
| B | 230/400V | 3 x 32A | Connection unit | 42 | | 1826.5 | MPHB1562 |
| B | 230/400V | 3 x 32A | Connection unit | 18 | 12 | 1826.5 | MPHB1362 |
| B | 230/400V | 3 x 32A | Connection unit | 30 | 6 | 1826.5 | MPHB1262 |
| C | 230V | 16A | C20 inlet | 8 | | 916.5 | MPHC3341 |
| C | 230V | 16A | C20 inlet | 16 | | 1004 | MPHC3141 |
| C | 230V | 16A | C20 inlet | 18 | 6 | 1736.5 | MPHC1141 |
| C | 230V | 16A | C20 inlet | 24 | | 1736.5 | MPHC1241 |
| C | 230V | 16A | IEC 60309 16A 1P+N+G | 18 | 6 | 1736.5 | MPHC1142 |
| C | 230V | 16A | IEC 60309 16A 1P+N+G | 24 | | 1736.5 | MPHC1242 |
| C | 230V | 16A | IEC 60309 16A 1P+N+G | 16 | | 1004 | MPHC3142 |
| C | 230V | 32A | IEC 60309 32A 1P+N+G | 18 | 6 | 1736.5 | MPHC1143 |
| C | 230V | 32 A | IEC 60309 32 A 1P+N+G | 24 | | 1736.5 | MPHC1243 |
| C | 230V | 32 A | Connection unit | 18 | 6 | 1736.5 | MPHC1160 |
| C | 230V | 32 A | Connection unit | 24 | | 1736.5 | MPHC1260 |
| C | 230/400V | 3 x 16 A | IEC 60309 16 A 3P+N+G | 18 | 6 | 1736.5 | MPHC1144 |
| C | 230/400V | 3 x 16 A | IEC 60309 16 A 3P+N+G | 24 | | 1736.5 | MPHC1244 |
| C | 230/400V | 3 x 16 A | Connection unit | 18 | 6 | 1736.5 | MPHC1161 |
| C | 230/400V | 3 x 16 A | Connection unit | 24 | | 1736.5 | MPHC1261 |
| C | 230/400V | 3 x 32 A | IEC 60309 32 A 3P+N+G | 18 | 6 | 1736.5 | MPHC1145 |
| C | 230/400V | 3 x 32 A | IEC 60309 32 A 3P+N+G | 24 | | 1736.5 | MPHC1245 |
| C | 230/400V | 3 x 32 A | IEC 60309 32 A 3P+N+G | 6 | 12 | 1736.5 | MPHC1345 |
| C | 230/400V | 3 x 32 A | Connection unit | 18 | 6 | 1736.5 | MPHC1162 |
| C | 230/400V | 3 x 32 A | Connection unit | 24 | | 1736.5 | MPHC1262 |
| C | 230/400V | 3 x 32 A | Connection unit | 6 | 12 | 1736.5 | MPHC1362 |
| M | 230V | 16 A | C20 inlet | 8 | | 916.5 | MPHM3341 |
| M | 230V | 16 A | IEC 60309 16 A 1P+N+G | 8 | | 916.5 | MPHM3342 |
| M | 230V | 16 A | C20 inlet | 16 | | 1004 | MPHM3141 |
| M | 230V | 16 A | C20 inlet | 18 | 6 | 1736.5 | MPHM1141 |
| M | 230V | 16 A | C20 inlet | 24 | | 1736.5 | MPHM1241 |
| M | 230V | 16 A | IEC 60309 16 A 1P+N+G | 18 | 6 | 1736.5 | MPHM1142 |
| M | 230V | 16 A | IEC 60309 16 A 1P+N+G | 24 | | 1736.5 | MPHM1242 |
| M | 230V | 16 A | IEC 60309 16 A 1P+N+G | 16 | | 1004 | MPHM3142 |
| M | 230V | 32 A | IEC 60309 32 A 1P+N+G | 18 | 6 | 1736.5 | MPHM1143 |
| M | 230V | 32 A | IEC 60309 32 A 1P+N+G | 24 | | 1736.5 | MPHM1243 |
| M | 230V | 32 A | Connection unit | 18 | 6 | 1736.5 | MPHM1160 |
| M | 230V | 32 A | Connection unit | 24 | | 1736.5 | MPHM1260 |
| M | 230/400V | 3 x 16 A | IEC 60309 16 A 3P+N+G | 18 | 6 | 1736.5 | MPHM1144 |
| M | 230/400V | 3 x 16 A | IEC 60309 16 A 3P+N+G | 24 | | 1736.5 | MPHM1244 |
| M | 230/400V | 3 x 16 A | Connection unit | 18 | 6 | 1736.5 | MPHM1161 |

| Type | Input Values | | Input Connector | Outputs | | Length (mm) | Order Number |
|------|--------------|----------|-----------------------|---------|-----|-------------|--------------|
| | Voltage | Current | | C13 | C19 | | |
| M | 230/400V | 3 x 16 A | Connection unit | 24 | | 1736.5 | MPHM1261 |
| M | 230/400V | 3 x 32 A | IEC 60309 32 A 3P+N+G | 18 | 6 | 1736.5 | MPHM1145 |
| M | 230/400V | 3 x 32 A | IEC 60309 32 A 3P+N+G | 24 | | 1736.5 | MPHM1245 |
| M | 230/400V | 3 x 32 A | IEC 60309 32 A 3P+N+G | 6 | 12 | 1736.5 | MPHM1345 |
| M | 230/400V | 3 x 32 A | Connection unit | 18 | 6 | 1736.5 | MPHM1162 |
| M | 230/400V | 3 x 32 A | Connection unit | 24 | | 1736.5 | MPHM1262 |
| M | 230/400V | 3 x 32 A | Connection unit | 6 | 12 | 1736.5 | MPHM1362 |
| R | 230V | 16 A | C20 inlet | 8 | | 916.5 | MPHR3341 |
| R | 230V | 16 A | IEC 60309 16 A 1P+N+G | 8 | | 916.5 | MPHR3342 |
| R | 230V | 16 A | C20 inlet | 16 | | 1004 | MPHR3141 |
| R | 230V | 16 A | C20 inlet | 18 | 6 | 1736.5 | MPHR1141 |
| R | 230V | 16 A | C20 inlet | 24 | | 1736.5 | MPHR1241 |
| R | 230V | 16 A | IEC 60309 16 A 1P+N+G | 18 | 6 | 1736.5 | MPHR1142 |
| R | 230V | 16 A | IEC 60309 16 A 1P+N+G | 24 | | 1736.5 | MPHR1242 |
| R | 230V | 16 A | IEC 60309 16 A 1P+N+G | 16 | | 1004 | MPHR3142 |
| R | 230V | 32 A | IEC 60309 32 A 1P+N+G | 18 | 6 | 1736.5 | MPHR1143 |
| R | 230V | 32 A | IEC 60309 32 A 1P+N+G | 24 | | 1736.5 | MPHR1243 |
| R | 230V | 32 A | Connection unit | 18 | 6 | 1736.5 | MPHR1160 |
| R | 230V | 32 A | Connection unit | 24 | | 1736.5 | MPHR1260 |
| R | 230/400V | 3 x 16 A | IEC 60309 16 A 3P+N+G | 18 | 6 | 1736.5 | MPHR1144 |
| R | 230/400V | 3 x 16 A | IEC 60309 16 A 3P+N+G | 24 | | 1736.5 | MPHR1244 |
| R | 230/400V | 3 x 16 A | Connection unit | 18 | 6 | 1736.5 | MPHR1161 |
| R | 230/400V | 3 x 16 A | Connection unit | 24 | | 1736.5 | MPHR1261 |
| R | 230/400V | 3 x 32 A | IEC 60309 32 A 3P+N+G | 18 | 6 | 1736.5 | MPHR1145 |
| R | 230/400V | 3 x 32 A | IEC 60309 32 A 3P+N+G | 24 | | 1736.5 | MPHR1245 |
| R | 230/400V | 3 x 32 A | IEC 60309 32 A 3P+N+G | 6 | 12 | 1736.5 | MPHR1345 |
| R | 230/400V | 3 x 32 A | Connection unit | 18 | 6 | 1736.5 | MPHR1162 |
| R | 230/400V | 3 x 32 A | Connection unit | 24 | | 1736.5 | MPHR1262 |
| R | 230/400V | 3 x 32 A | Connection unit | 6 | 12 | 1736.5 | MPHR1362 |

Horizontal models

| Type | Input Values | | Input Connector | Outputs | | Order Number |
|------|--------------|----------|----------------------|---------|-----|--------------|
| | Voltage | Current | | C13 | C19 | |
| B | 230V | 16 A | C20 inlet | 12 | | MPHB2141 |
| B | 230V | 16 A | C20 inlet | 8 | 2 | MPHB2341 |
| B | 230V | 32 A | IEC 60309 32A 1P+N+G | 12 | | MPHB2143 |
| B | 230V | 32 A | IEC 60309 32A 1P+N+G | 8 | 2 | MPHB2343 |
| B | 230/400V | 3 x 16 A | IEC 60309 16A 3P+N+G | 12 | | MPHB2144 |
| B | 230/400V | 3 x 16 A | IEC 60309 16A 3P+N+G | 2 | 6 | MPHB2244 |
| B | 230/400V | 3 x 32 A | IEC 60309 32A 3P+N+G | 2 | 6 | MPHB2245 |
| M | 230V | 16 A | C20 inlet | 9 | | MPHM2141 |
| M | 230V | 16 A | C20 inlet | 6 | 2 | MPHM2441 |
| M | 230V | 32 A | IEC 60309 32A 1P+N+G | 9 | | MPHM2143 |
| M | 230V | 32 A | IEC 60309 32A 1P+N+G | 6 | 2 | MPHM2443 |
| M | 230/400V | 3 x 16 A | IEC 60309 16A 3P+N+G | 9 | | MPHM2144 |
| M | 230/400V | 3 x 16 A | IEC 60309 16A 3P+N+G | 2 | 6 | MPHM2344 |
| M | 230/400V | 3 x 32 A | IEC 60309 32A 3P+N+G | 2 | 6 | MPHM2345 |
| R | 230V | 16 A | C20 inlet | 9 | | MPHR2141 |
| R | 230V | 16 A | C20 inlet | 6 | 2 | MPHR2441 |
| R | 230V | 32 A | IEC 60309 32A 1P+N+G | 9 | | MPHR2143 |
| R | 230V | 32 A | IEC 60309 32A 1P+N+G | 6 | 2 | MPHR2443 |
| R | 230/400V | 3 x 16 A | IEC 60309 16A 3P+N+G | 9 | | MPHR2144 |
| R | 230/400V | 3 x 16 A | IEC 60309 16A 3P+N+G | 2 | 6 | MPHR2344 |
| R | 230/400V | 3 x 32 A | IEC 60309 32A 3P+N+G | 2 | 6 | MPHR2345 |



DOS20153

Vertiv™ MPX™/Vertiv MPH™/Vertiv MPH2™/IMS™ – Sensors

- These sensors are designed for tool-less installation in a Knürr Miracle / DCM rack, but is also compatible with all other rack types.
- "Fixed" type sensors are attached to a cable.
- "Modular" type sensors can be connected to the delivered cable.
- Plugged into the RPC-1000 or RPC2 communication card.
- Several sensors can be connected in rows.
- Automatically displayed in the MPX/MPH/MPH2/IMS software.
- Temperature measurement range: 5 – 55° C.
- Accuracy: ± 0.5° C.
- Humidity measurement range: 10 – 95 %.
- Accuracy: ± 3.5 %.

Note

The sensors are not required for operating the MPX or MPH, MPH2, IMS. However, a communication card is needed.

Scope of delivery

- 1 x sensor with connection cable.
- 1 x instruction manual.

| Cable length | Type | Model | Order No. | UP |
|--------------|---------|--|---------------|--------|
| 3660 | Fixed | Temperature sensor, single | SN-Z01 | 1 unit |
| 5180 | Fixed | Temperature sensor, triple | SN-Z02 | 1 unit |
| 5180 | Fixed | Temperature sensor, triple + humidity sensor, single | SN-Z03 | 1 unit |
| 2000 | Modular | Temperature sensor, single | SN-T | 1 unit |
| 2000 | Modular | Temperature sensor, single + humidity sensor, single | SN-TH | 1 unit |
| 2000 | Modular | 2 x door contact - input module* | SN-2D | 1 unit |
| 2000 | Modular | 3 x digital input | SN-3C | 1 unit |

* Suitable door contact switch: Order no.: 06.108.315.9



DOS20153

Liebert RPC BDM - 1000 Display Module

- Provides the local display of the monitored data for all connected MPX/MPH/MPH2/IMS systems.
- Operated with a navigation switch.
- Connected via a cable with the RPC, enabling the user to place the displays where needed in the given local space conditions.
- An individual display can be used for up to four MPX/MPH/MPH2/IMS PDUs, which are all connected in a PDU array.

Note

The display module is not required for operating the MPX or MPH, MPH2, IMS. However, a communication card is needed.

Scope of delivery

- 1 x RPCBDM-1000 display module.
- 1 x connection cable 2 m.
- 1 x mounting kit.

| Order No. | UP |
|--------------------|--------|
| RPCBDM-1000 | 1 unit |



DOS20495



DOS20496



DOS20497



DOS20498



DOS20499



DOS20500

SafetyLock™ Connection Cable IEC C13 EU

- Connection cables have integrated protection against accidental disconnection.
- For straight locking from C14 to C13.
- Locking cables are sold in sets of 9 units.

■ Technical data

- Standard: IEC 60320.
- Load rating: 250 Vac/10 A.
- Operating temperature: -25° C ~ +70° C.
- Extraction force with locking function: up to 120 N.
- Electric power cable: H05VV-F 3G 1.0 mm².
- Flame retardance: Plug: UL 94V-2 or better; cable: UL VW-1, IEC60332-1. Cat F2.

■ Certification

- ENEC.
- VDE.
- CB scheme.
- RoHS compliant.

■ Color

- Black/white.
- Other colors available upon request.

■ Scope of delivery

- 9 x locking cables.

■ How supplied

- In sets.

| L | Model | Order No. | UP |
|-------|-------|------------------|--------|
| 0.5 m | Black | 03.951.450.0,001 | 9 unit |
| 1.0 m | Black | 03.951.450.0,002 | 9 unit |
| 1.5 m | Black | 03.951.450.0,003 | 9 unit |
| 0.5 m | White | 03.951.451.0,001 | 9 unit |
| 1.0 m | White | 03.951.451.0,002 | 9 unit |
| 1.5 m | White | 03.951.451.0,003 | 9 unit |

SafetyLock Connection Cable IEC C19 EU

- Connection cables have integrated protection against accidental disconnection.
- For straight locking from C20 to C19.
- Locking cables are sold in sets of 6 units.

■ Technical data

- Standard: IEC 60320.
- Load rating: 250 Vac/16 A.
- Operating temperature: -25° C ~ +70° C.
- Extraction force with locking function: up to 120 N.
- Electric power cable: H05VV-F 3G 1.5 mm².
- Flame retardance: Plug: UL 94V-2 or better; cable: UL VW-1, IEC60332-1. Cat F2.

■ Approvals

- ENEC.
- VDE.
- CB scheme.
- RoHS compliant.

■ Color

- Black/white.
- Other colors available upon request.

■ Scope of delivery

- 6 x locking cables.

■ How supplied

- In sets.

| L | Model | Order No. | UP |
|-------|-------|------------------|--------|
| 0.5 m | Black | 03.951.455.0,001 | 6 unit |
| 1.0 m | Black | 03.951.455.0,002 | 6 unit |
| 1.5 m | Black | 03.951.455.0,003 | 6 unit |
| 0.5 m | White | 03.951.456.0,001 | 6 unit |
| 1.0 m | White | 03.951.456.0,002 | 6 unit |
| 1.5 m | White | 03.951.456.0,003 | 6 unit |




DSC00236

SpeedMountKit Vertiv™ MPH2™, Vertiv MPE

- Installation of the rack PDUs MPH2 and MPE without tools in Knürr DCM, Miracle 2 and InstaRack.

| Rack type | Rack height | Order No. | UP |
|-----------------|-------------|----------------------|--------|
| DCM / Miracle 2 | H2000 | 039514.050001 | 1 unit |
| DCM / Miracle 2 | H2200 | 039514.050003 | 1 unit |
| InstaRack | H2000 | 039514.050002 | 1 unit |
| InstaRack | H2200 | 039514.050004 | 1 unit |



Vertiv MPH2 / Vertiv MPE – Color Coding

Vertiv MPH2 / Vertiv MPE – Color Coding

- Option for color coding power supply A or B.
- Option for color coding the individual phases /groups.
- Installation without tools on MPH2 and MPE.

| Design/Color | Order No. | UP |
|--------------|-------------------------|---------|
| Blue | 03.951.476.0.001 | 20 unit |
| Red | 03.951.476.0.002 | 20 unit |
| Yellow | 03.951.476.0.003 | 20 unit |
| Green | 03.951.476.0.004 | 20 unit |
| Orange | 03.951.476.0.005 | 20 unit |

Vertiv™ MPE – Rack PDU

Reliable power distribution for data centers

The Vertiv MPE Rack PDU is a power distribution unit for data center applications. It provides all the necessary functions of a rack-based power distribution unit and guarantees reliable power distribution. A broad range of IT devices and other sensitive electrical loads can be connected to it.

The MPE offers you the highest level of availability for your critical loads.

- Its high **operating temperature of up to 60°C** makes it suitable for installation in hot aisles (area at the back of the rack).
20 A overload switch for many 32 A models that prevents the overload switch from triggering prematurely at high temperatures and during start-up peaks.
- Output cable with **disconnection protection** to prevent the IEC60320 connection cable from being unintentionally disconnected.
- **Stable aluminum housing** supports the mechanical stability of the housing.
- Extra-large wire cross-sectional area of the input cable; in three-phase models, this makes it possible to subject the neutral wire to greater loads in the event that the loads are unbalanced.

Simple physical and electrical installation helps to keep costs down.

- Vertiv supplies the **PDU's preinstalled in racks** which saves extra work on-site.
- **Flexible cable entry** facilitates installation in the rack.
- **Very low unit profile** – even in the overload switch area – leaves maximum installation space for other components as well as more space for air supply in the rack.
- **Models with fixed connection** facilitate customer-side connection of the input cable for special requirements.
"SpeedMount" function for installation in Vertiv Knürr DCM / InstaRack saves time and money in on-site installation.
- **Great model variety** with power supply from up to three-phase 32 A and a number of different outputs – including country-specific with Schuko plug, UK or Switzerland.



INPUT POWER

- 16 to 63A (EU).
- Single-phase and three-phase.

OUTPUT DISTRIBUTOR

- IEC-C13 and IEC-C19, Schuko, UK.
- Combination systems.

MODULARITY

- Input cable.





Vertiv MPE1345

Vertiv™ MPE – Rack PDU

- The MPE Rack PDU is a power distribution unit for data center applications. It provides all the necessary functions of a rack-based power distribution unit and guarantees reliable power distribution. A broad range of IT devices and other sensitive electrical loads can be connected to it.
- Special cables with a locking function can be connected to the outputs.
- Depending on the model, the connecting cable of the MPH2 is securely attached to the housing (length of input lead: 3 m) or a connection cable can be connected directly on site (models with connection block).
- The PDU can be installed without any tools in ENP Knürr racks or other housing systems with the corresponding mountings.
- For 32 A models, the individual groups are protected by a 20 A circuit breaker (hydraulic, magnetic).
- The maximum operating temperature is 60°C (not for MPE-3345-002, this type has 6 x 16A miniature circuit breaker).

Material / Surface / Color

- Closed housing, aluminum profile, upper section powder-coated in RAL 7021 fine structure, plastic parts Vampamid 60024 VO (UL94) recyclable, dyed fine structure RAL 9005.

Mechanical dimensions

- Width x depth x length (mm) 56 x 50 x (see table).

Standards

- CE label in accordance with:
 - Low Voltage Directive 2014/35/EU
 - RoHS Directive 2011/65/EG
- Bureau-Veritas BG - Certificate (Factory Inspection).
- Bureau-Veritas CB - Certificate.

| Input values | | Input plug | Outputs | | | Lengths (mm) | Order No. |
|--------------|---------|-----------------------|---------|-----|--------|--------------|--------------|
| Voltage | Current | | C13 | C19 | Schuko | | |
| 100-240V | 16A | C20 inlet | 18 | 3 | | 826,5 | MPE-3141 |
| 100-240V | 16A | C20 inlet | 24 | | | 826,5 | MPE-3241 |
| 230V | 16A | IEC 60309 16A 1P+N+G | 18 | 3 | | 826,5 | MPE-3142 |
| 230V | 16A | IEC 60309 16A 1P+N+G | 24 | | | 826,5 | MPE-3242 |
| 230V | 32A | IEC 60309 32 A 1P+N+G | 36 | 6 | | 1736,5 | MPE-1243 |
| 230V | 32A | IEC 60309 32 A 1P+N+G | 24 | 6 | 3 | 1736,5 | MPE-1543 |
| 230V | 32A | IEC 60309 32 A 1P+N+G | | | 18 | 1736,5 | MPE-1643 |
| 230V | 32A | Hardwired | 36 | 6 | | 1736,5 | MPE-1260 |
| 230V | 32A | Hardwired | 24 | 6 | 3 | 1736,5 | MPE-1560 |
| 230V | 32A | Hardwired | | | 18 | 1736,5 | MPE-1660 |
| 230/400V | 3 x 16A | IEC 60309 16 A 3P+N+G | 36 | 12 | | 1736,5 | MPE-1144 |
| 230/400V | 3 x 16A | IEC 60309 16 A 3P+N+G | 36 | 6 | 3 | 1736,5 | MPE-1444 |
| 230/400V | 3 x 16A | IEC 60309 16 A 3P+N+G | | | 18 | 1736,5 | MPE-1644 |
| 230/400V | 3 x 16A | Hardwired | 36 | 12 | | 1736,5 | MPE-1161 |
| 230/400V | 3 x 16A | Hardwired | 36 | 6 | 3 | 1736,5 | MPE-1461 |
| 230/400V | 3 x 16A | Hardwired | | | 18 | 1736,5 | MPE-1661 |
| 230/400V | 3 x 32A | IEC 60309 32A 3P+N+G | | 6 | | 826,5 | MPE-3345-002 |
| 230/400V | 3 x 32A | IEC 60309 32A 3P+N+G | 36 | 6 | | 1736,5 | MPE-1245 |
| 230/400V | 3 x 32A | IEC 60309 32A 3P+N+G | 24 | 12 | | 1736,5 | MPE-1345 |
| 230/400V | 3 x 32A | IEC 60309 32A 3P+N+G | 24 | 6 | 3 | 1736,5 | MPE-1545 |
| 230/400V | 3 x 32A | IEC 60309 32A 3P+N+G | | | 18 | 1736,5 | MPE-1645 |
| 230/400V | 3 x 32A | IEC 60309 32A 3P+N+G | 48 | | | 1736,5 | MPE-1745 |
| 230/400V | 3 x 32A | Hardwired | 36 | 6 | | 1736,5 | MPE-1262 |
| 230/400V | 3 x 32A | Hardwired | 24 | 12 | | 1736,5 | MPE-1362 |
| 230/400V | 3 x 32A | Hardwired | 24 | 6 | 3 | 1736,5 | MPE-1562 |
| 230/400V | 3 x 32A | Hardwired | | | 18 | 1736,5 | MPE-1662 |
| 230/400V | 3 x 32A | Hardwired | 48 | | | 1736,5 | MPE-1762 |



DOS20495



DOS20496



DOS20497



DOS20498



DOS20499



DOS20500

SafetyLock™ Connection Cable IEC C13 EU

- Connection cables have integrated protection against accidental disconnection.
- For straight locking from C14 to C13.
- Locking cables are sold in sets of 9 units.

■ Technical data

- Standard: IEC 60320.
- Load rating: 250 Vac/10 A.
- Operating temperature: -25° C ~ +70° C.
- Extraction force with locking function: up to 120 N.
- Electric power cable: H05VV-F 3G 0.75 mm².
- Flame retardance: Plug: UL 94V-2 or better; cable: UL VW-1, IEC60332-1. Cat F2.

■ Certification

- ENEC.
- VDE.
- CB scheme.
- RoHS compliant.

■ Color

- Black/white.
- Other colors available upon request.

■ Scope of delivery

- 9 x locking cables.

■ How supplied

- In sets.

| L | Model | Order No. | UP |
|-------|-------|------------------|--------|
| 0.5 m | Black | 03.951.450.0,001 | 9 unit |
| 1.0 m | Black | 03.951.450.0,002 | 9 unit |
| 1.5 m | Black | 03.951.450.0,003 | 9 unit |
| 0.5 m | White | 03.951.451.0,001 | 9 unit |
| 1.0 m | White | 03.951.451.0,002 | 9 unit |
| 1.5 m | White | 03.951.451.0,003 | 9 unit |

SafetyLock Connection Cable IEC C19 EU

- Connection cables have integrated protection against accidental disconnection.
- For straight locking from C20 to C19.
- Locking cables are sold in sets of 6 units.

■ Technical data

- Standard: IEC 60320.
- Load rating: 250 Vac/16 A.
- Operating temperature: -25° C ~ +70° C.
- Extraction force with locking function: up to 120 N.
- Electric power cable: H05VV-F 3G 1.5 mm².
- Flame retardance: Plug: UL 94V-2 or better; cable: UL VW-1, IEC60332-1. Cat F2.

■ Approvals

- ENEC.
- VDE.
- CB scheme.
- RoHS compliant.

■ Color

- Black/white.
- Other colors available upon request.

■ Scope of delivery

- 6 x locking cables.

■ How supplied

- In sets.

| L | Model | Order No. | UP |
|-------|-------|------------------|--------|
| 0.5 m | Black | 03.951.455.0,001 | 6 unit |
| 1.0 m | Black | 03.951.455.0,002 | 6 unit |
| 1.5 m | Black | 03.951.455.0,003 | 6 unit |
| 0.5 m | White | 03.951.456.0,001 | 6 unit |
| 1.0 m | White | 03.951.456.0,002 | 6 unit |
| 1.5 m | White | 03.951.456.0,003 | 6 unit |

Vertiv™ Knürr® DIS Rack PDU® – Basic Rack-PDU

Robust PDUs with useful equipment features

Features

- Closed sheet-steel extrusions and ideal integration into Knürr rack systems deliver high stability and torsional strength.
- Best possible conductivity: Full-length brass busbar provided with many models.
- Double spring contacts for reliable and low contact resistance.

The Vertiv™ Knürr® DIS Rack PDU® product family meets a broad range of data center power distribution requirements for IT applications, computer networking, laboratories and home sector.

Specially configured for the growing number of electronic components in network switching racks or server racks. Available with different accessories, such as circuit breakers, overvoltage protection, mains filter, master-slave function, emergency stop switch, fault-current circuit-breaker, local and remote power metering.


INPUT POWER

- Single-phase or three-phase.
- Up to 22 kVA.
- Simple input supply.


OUTPUT DISTRIBUTOR

- NEMA 5-20R single-phase, IEC C13 and C19, combination systems.
- Schuko, France, Switzerland.


MODULARITY

- More connectivity with expansion unit for Basic Rack PDU GST18.


FORM FACTOR

- Vertical mounting (0 U).
- Rack installation.
- Workstation mounting.


LOCAL MONITORING

- Fixed display.


REMOTE MONITORING

- Secure Web and SNMP interfaces with Vertiv Nform.


OVERLOAD PROTECTION

- SCircuit breakers/fuses per branching cable/output as required.

Benefits

- Optimal phase distribution across the entire rack with color-coded identification of the individual phases.
- Up to 48 different plug options per PDU: shortens the cable distance between the PDU and the consumer.
- One of the most compact PDUs on the market: measures only 44.4 x 45.5 mm, which saves space even on a 600 mm-wide rack.
- Simple and quick installation on the rack extrusion: reduces installation and wiring costs.



Highest possible security and availability with:


- Closed sheet-steel extrusions that deliver high stability and torsional flexibility.
- Extensive certification compliant with the international Standard.
- Double spring contacts for reliable and low contact resistance.
- Unbalanced load monitoring prevents feed-cable overload of 3-phase feed (only DIS Rack PDU® versions M and RM).
- Optimal load monitoring for server installation (only DIS Rack PDU versions D and I).

Maximum flexibility attained due to:


- Internationally compatible configurations and options.
- Power cable lengths of 2.5 m or 4 m for more spatial flexibility.
- Rotating current indicator in 90° steps (only D and I DIS Rack PDU versions).

Extremely low operating costs:

- Installation in the rack is rapid and easy requiring minimal space and reduced installation time.
- Automatic background-light reduction reduces the rack PDU power loss (only with D and I DIS Rack PDU versions).
- Especially flat housing extrusion, providing full accessibility to the 19" level on 600 mm wide server racks.




Reliable power distribution at full power delivered by full-length brass busbars.



Can be fitted to a rack or workstation.



Highly compact construction; minimizes space requirements in the rack.



Color-coded phase allocation (L1, L2, L3).

Vertiv™ Knürr® DIS Rack PDU®

European Equipment Models

| VERTIV KNÜRR DIS Rack PDU models | Functions | Input power | Outputs |
|----------------------------------|---|--|--------------------------------|
| Euro socket system IEC 320 | Basic power distribution | 16 A - 32 A / 1 ph 3.68 kVA - 7 kVA | IEC60320 C13 & C19 |
| TriplePower | Basic power distribution | 16 A - 32 A / 1 ph and 3 ph 3.68 kVA - 22 kVA | IEC60320 C13 & C19 & Schuko |
| Classic | Basic power distribution/extra large distance between the sockets | 1 x 16 A 3.68 kVA | Schuko, France, Switzerland |
| Compact | Basic power distribution | 16 A - 32 A / 1 ph 3.68 kVA - 7 kVA | Schuko, France, Switzerland |
| Protector FI | Fault-current circuit-breaker FI | 1 x 16 A 3.68 kVA | Schuko, France, Switzerland |
| Protector LS | Circuit breaker (LS) FI | 1 x 16 A 3.68 kVA | Schuko, France, Switzerland |
| Protector FI/LS | Combination FI + LS | 1 x 16 A 3.68 kVA | Schuko, France, Switzerland |
| Protector Emergency Stop | Emergency stop switch | 1 x 16 A 3.68 kVA | Schuko, France, Switzerland |
| Protector Emergency Stop FI/LS | Combination emergency stop + FI + LS | 1 x 16 A 3.68 kVA | Schuko, France, Switzerland |
| Power Cleaner | Mains filter | 1 x 16 A 3.68 kVA | Schuko, France |
| Safety Basic | Overvoltage protection | 1 x 16 A 3.68 kVA | Schuko, France, Switzerland |
| Safety Standard | Mains filter + overvoltage protection | 1 x 16 A 3.68 kVA | Schuko, France, Switzerland |
| Master Slave | Master Slave | 1 x 16 A 3.68 kVA | Schuko, France |
| Combi | Combination Master Slave + overvoltage protection + mains filter | 1 x 16 A 3.68 kVA | Schuko, France |
| D | Input measurement, local | 16 A - 32 A / 1 ph and 3 ph 3.68 kVA - 22 kVA | IEC60320 C13 & C19 & Schuko |
| I | Input measurement, local + remote | 16 A - 32 A / 1 ph and 3 ph 3.68 kVA - 22 kVA | IEC60320 C13 & C19 & Schuko |



DOS20062




DOS00458



DOS00460



DOS20102



DOS20126

Vertiv™ Knürr® DIS Rack PDU® Euro Socket System, IEC 320

Models on page 204

- Optionally with illuminated switch; 2-pole switching.
- 19" installation option.
- Euro socket combinations of IEC 320 C13 and C19 sockets.
- Feed cable:
 - H05VV-F 3G 1,5 mm² (16 A types)
 - H05VV-F 3G 4 mm² (32 A types).
- Feed cable: 2.5 m / 5 m.

Material / Finish

- Housing: closed sheet steel extrusion, zinc-passivated, powder-coated texture.
- Plastic parts: Vampamid 6 0024 VO (UL94), recyclable.

Abmessungen

- Height: 45.5 mm.
- Width of housing: 44.4 mm (= 1 U).

Approvals/certificates

- CE label in accordance with:
 - Low Voltage Directive 2014/35/EU
 - EMC Directive 2014/30/EU
 - RoHS Directive 2011/65/EG.
- Bureau-Veritas BG - Certificate (Factory Inspection).
- Bureau-Veritas CB - Certificate.
- CSA (only models with IEAC60320 input).

Color

- Enclosure: RAL 7035, light-gray.
- Plastic parts: RAL 7021 dark-gray.

Scope of delivery

- 1 x socket strip.
- 2 x mounting brackets.

Vertiv™ Knürr DIS Rack PDU TriplePower® Euro Socket System

Models on page 204

- Feed cable:
 - H05VV-F 5G 2,5 mm² (3 x 16 A types)
 - H05VV-F 5G 4 mm² (3 x 32 A types).
- Feed cable: 2.5 m (optional with IEC60309 plug, 3Ph/N/PE 6h).
- Easy mounting on the rack extrusion.
- Standard feed 3 x 16 A.
- Ideal for implementing redundancy (e.g. 96 A with redundant feed).
- Color-coded phase allocation.
- Optimum distribution across the entire rack height (23 U and 41 U).
- Alternative to 3-phase GST18 system.

Material/ Finish

- Housing: closed sheet steel extrusion, zinc-passivated, powder-coated texture.
- Plastic parts: Vampamid 6 0024 VO (UL94), recyclable.

Dimensions

- Height: 45.5 mm.
- Width of housing: 44.4 mm (= 1 U).

Approvals/certificates

- CE label in accordance with:
 - Low Voltage Directive 2014/35/EU
 - EMC Directive 2014/30/EU
 - RoHS Directive 2011/65/EG.
- Bureau-Veritas BG - Certificate (Factory Inspection).
- Bureau-Veritas CB Certificate.

Color

- Enclosure: RAL 7035, light-gray.
- Plastic parts: RAL 7021 dark-gray.

Load rating

- 100-240/173-415 Vac.
- Input: 3 x 16 A.
- Output: 10 A (C13).
- Output: 16 A (C19 / Schuko).

Scope of delivery

- 1 x socket strip.
- 2 x mounting brackets.



DOS00403

Vertiv™ Knürr® DIS Rack PDU® Classic

Models on page 204

- Optionally with illuminated switch; 2-pole switching.
- Socket rotation: 45°.
- Feed cable: H05VV-F 3G 1.5 mm².
- Optionally with Euro plug, IEC320 for UPS application.

Material / Finish

- Housing: closed sheet steel extrusion, zinc-passivated, powder-coated texture.
- Plastic parts: Vampamid 6 0024 VO (UL94).
- Internal conductor: full-length busbars, brass.

Dimensions

- Distance between sockets: 100 mm.
- Height: 45.5 mm.
- Width of housing: 44.4 mm (= 1 U).
- Feed cable: 2.5 m.

Approvals/certificates

- CE label in accordance with:
 - Low Voltage Directive 2014/35/EU
 - EMC Directive 2014/30/EU
 - RoHS Directive 2011/65/EG.
- Bureau-Veritas BG – Certificate (Factory Inspection).
- Bureau-Veritas CB – Certificate.
- VDE-GS – Certificate.

Color

- RAL 7035, light-gray.

Load rating

- 100-240 Vac/16 A (output Schuko and UTE).
- 100-240 Vac/10A (outputs Switzerland).

Scope of delivery

- 1 x socket strip.
- 2 x mounting brackets.



DOS00401

with switch.

Vertiv Knürr DIS Rack PDU Compact

Models on page 205

- Optionally with illuminated switch; 2-pole switching.
- 19" installation option (for length 483 mm).
- 2 versions: standard side panel or design side panel.
- Socket rotation: 45°.
- Feed cable: H05VV-F 3G 1.5 mm².
- Molded right angle plug.
- Optionally with Euro plug, IEC320 for UPS applications.

Material / Finish

- Housing: closed sheet steel extrusion, zinc-passivated, powder-coated texture.
- Plastic parts: Vampamid 6 0024 VO (UL94), recyclable.
- Internal conductor: full-length busbars, brass.

Dimensions

- Distance between sockets: 50 mm.
- Height: 45.5 mm.
- Width of housing: 44.4 mm (= 1 U).
- Feed cable: 2.5 m.

Approvals/certificates

- CE label in accordance with:
 - Low Voltage Directive 2014/35/EU
 - EMC Directive 2014/30/EU
 - RoHS Directive 2011/65/EG.
- Bureau-Veritas BG – Certificate (Factory Inspection).
- Bureau-Veritas CB – Certificate.
- VDE-GS – Certificate.

Color combination

- Final digit of order number .1: RAL 7035, light-gray.
- Final digit of order number .6: housing RAL 2003 pastel orange.
- Plastic parts: RAL 7035, light-gray.

Load rating

- 100-240 Vac/16 A (output Schuko and UTE).
- 100-240 Vac/10 A (outputs Switzerland).

Scope of delivery

- 1 x socket strip.
- 2 x mounting brackets.



DOS20065

with FI circuit breaker

Vertiv™ Knürr® DIS Rack PDU® Protector FI

Models on
page 205

■ Protector FI

- Fault-current circuit breaker for user protection.
- Protection against indirect contact by disconnection of the circuit when inadmissibly high contact voltage occurs through bodily contact with electrical equipment.
- Additional protection against direct contact.
- Residual operating current $I_g = 10$ mA for alternating and pulsating direct fault currents.
- 19° installation option (for length 483 mm).
- Socket rotation: 45°.
- Feed cable: H05VV-F 3G 1.5 mm².
- Molded right angle plug.

■ Material/ Finish

- Housing: closed sheet steel extrusion, zinc-passivated, powder-coated texture.
- Plastic parts: Vampamid 6 0024 VO (UL94), recyclable.
- Internal conductor: full-length busbars, brass.

■ Dimensions

- Distance between sockets: 50 mm.
- Height: 78 mm.
- Width of housing: 44.4 mm (= 1 U).

- Feed cable: 2.5 m.

■ Approvals/certificates

- CE label in accordance with:
 - Low Voltage Directive 2014/35/EU
 - EMC Directive 2014/30/EU
 - RoHS Directive 2011/65/EG.
- Bureau-Veritas BG – Certificate (Factory Inspection).
- Bureau-Veritas CB – Certificate.

■ Color combination

- Final digit of order number .1: RAL 7035, light-gray.
- Plastic parts: RAL 7035, light gray.

■ Load rating

- 100–240 Vac/16 A.

■ Scope of delivery

- 1 x socket strip.
- 2 x mounting brackets.



DOS00692

with circuit breaker.

Vertiv Knürr DIS Rack PDU Protector LS

Models on
page 205

■ Protector LS

- Circuit breaker for overload and short circuit.
- Protects cables and lines by switching off rapidly in the event of a short circuit and defined delayed switch-off when overloads occur.
- Circuit breaker: 16 A.
- Trip characteristics: type B, 2-pole.
- 19° installation option (for length 483 mm).
- Socket rotation: 45°.
- Feed cable: H05VV-F 3G 1.5 mm².
- Molded right angle plug.

■ Material/ Finish

- Housing: closed sheet steel extrusion, zinc-passivated, powder-coated texture.
- Plastic parts: Vampamid 6 0024 VO (UL94), recyclable.
- Internal conductor: full-length busbars, brass.

■ Dimensions

- Distance between sockets: 50 mm.
- Height: 78 mm.
- Width of housing: 44.4 mm (= 1 U).
- Feed cable: 2.5 m.

■ Approvals/certificates

- CE label in accordance with:
 - Low Voltage Directive 2014/35/EU
 - EMC Directive 2014/30/EU
 - RoHS Directive 2011/65/EG.
- Bureau-Veritas BG – Certificate (Factory Inspection).
- Bureau-Veritas CB – Certificate.
- VDE-GS – Certificate.

■ Color combination

- Final digit of order number .1: RAL 7035, light-gray.
- Plastic parts: RAL 7035, light gray.

■ Load rating

- 100–240 Vac/16 A.

■ Scope of delivery

- 1 x socket strip.
- 2 x mounting brackets.



DOS00693

Vertiv™ Knürr® DIS Rack PDU® Protector FI / LS

Models on page 206

■ Protector FI / LS

- Fault current switch and circuit breaker.
- Provides a combination of user, overload and short circuit protection.
- Residual operating current $I_g = 30$ mA for alternating and pulsating direct fault currents.
- Circuit breaker 16 A (Schuko and France) / 10A (Switzerland).
- Trip characteristics, type B, 2-pole.
- 19° installation option (for length 483 mm).
- Socket rotation: 45°.
- Feed cable: H05VV-F 3G 1.5 mm².
- Molded right angle plug.

■ Material / Finish

- Housing: closed sheet steel extrusion, zinc-passivated, powder-coated texture.
- Plastic parts: Vampamid 6 0024 VO (UL94), recyclable.
- Internal conductor: full-length busbars, brass.

■ Dimensions

- Distance between sockets: 50 mm.
- Height: 78 mm.
- Width of housing: 44.4 mm (= 1 U).
- Feed cable: 2.5 m.

■ Approvals/certificates

- CE label in accordance with:
 - Low Voltage Directive 2014/35/EU
 - EMC Directive 2014/30/EU
 - RoHS Directive 2011/65/EG.
- Bureau-Veritas BG – Certificate (Factory Inspection).
- Bureau-Veritas CB – Certificate.

■ Color combination

- Final digit of order number .1: RAL 7035, light-gray.
- Plastic parts: RAL 7035, light-gray.

■ Load rating

- 100–240 Vac/16 A (Schuko and France).
- 100–240 Vac/10 A (Switzerland).

■ Scope of delivery

- 1 x socket strip.
- 2 x mounting brackets.



DOS20059

Vertiv Knürr DIS Rack PDU Protector Emergency Stop

Models on page 206

- With 2-pole emergency stop switch for user protection.
- For manually disconnecting consumers in an emergency.
- Phase and neutral conductors are separated safely.
- Switch must be intentionally unlocked to restart.
- 19° installation option (for length 483 mm).
- Socket rotation: 45°.
- Feed cable: H05VV-F 3G 1.5 mm².
- Molded right angle plug.

■ Material / Finish

- Housing: closed sheet steel extrusion, zinc-passivated, powder-coated texture.
- Plastic parts: Vampamid 6 0024 VO (UL94), recyclable.
- Internal conductor: full-length busbars, brass.

■ Dimensions

- Distance between sockets: Classic: 100 mm, Compact: 50 mm.
- Height: 101 mm.
- Width of housing: 44.4 mm (= 1 U).
- Feed cable: 2.5 m.

■ Approvals/certificates

- CE label in accordance with:
 - Low Voltage Directive 2014/35/EU
 - EMC Directive 2014/30/EU
 - RoHS Directive 2011/65/EG.
- Bureau-Veritas BG – Certificate (Factory Inspection).
- Bureau-Veritas CB – Certificate.

■ Color combinations

- Final digit of order number .1: RAL 7035, light gray.
- Plastic parts: RAL 7035, light gray.

■ Load rating

- 100–240 Vac/16 A.

■ Scope of delivery

- 1 x socket strip.
- 2 x mounting brackets.



DOS00456

Vertiv™ Knürr® DIS Rack PDU® Protector Emergency Stop FI /LS Models on page 206

- With 2-pole emergency stop switch for user protection.
 - For protecting operating personnel.
 - For manually disconnecting consumers in an emergency.
 - Phase and neutral conductors are separated safely.
 - Switch must be intentionally unlocked to restart.
 - Socket rotation: 45°.
 - Feed cable: H05VV-F 3G 1.5 mm².
 - Molded right angle plug.
- **Material/ Finish**
 - Housing: closed sheet steel extrusion, zinc-passivated, powder-coated texture.
 - plastic parts: Vampamid 6 0024 VO (UL94), recyclable.
 - Internal conductor: full-length busbars, brass.
 - **Dimensions**
 - Distance between sockets: Compact: 50 mm.
 - Height: 101 mm.
 - Width of housing: 44.4 mm (= 1 U)
 - Feed cable: 2.5 m.
 - **Approvals/certificates**
 - CE label in accordance with:
 - Low Voltage Directive 2014/35/EU
 - EMC Directive 2014/30/EU
 - RoHS Directive 2011/65/EG.
 - Bureau-Veritas BG – Certificate (Factory Inspection).
 - Bureau-Veritas CB – Certificate.
 - **Color combinations**
 - Final digit of order number .1: RAL 7035, light-gray.
 - Plastic parts: RAL 7035, light-gray.
 - **Additionally:**
 - With 2-pole fault-current switch and circuit breaker
 - Provides a combination of user, overload and short circuit protection.
 - **Load rating**
 - 100–240 Vac/16 A.
 - **Scope of delivery**
 - 1 x socket strip.
 - 2 x mounting brackets.



DOS20061

Vertiv Knürr DIS Rack PDU Power Cleaner Models on page 206

- High-frequency glitches generally occur in switching processes ranging from 100 kHz to 5 MHz. This high-frequency rate overloads the mains frequency and affects adjacent electronic equipment. The mains filter attenuates this high-frequency rate.
 - The attenuation behavior is harmonized with the typical interference spectrum.
 - The mains filter works in both directions: where glitches from the equipment to the socket strip are also filtered from the mains.
 - 19" installation option (for length 483 mm).
 - Socket rotation: 45°.
 - Feed cable: H05VV-F 3G 1.5 mm².
 - Molded right angle plug.
- **Material / Finish**
 - Housing: closed sheet steel extrusion, zinc-passivated, powder-coated texture.
 - Plastic parts: Vampamid 6 0024 VO (UL94), recyclable.
 - Internal conductor: full-length busbars, brass.
 - **Dimensions**
 - Distance between sockets: 50 mm.
 - Height: 45.5 mm.
 - Width of housing: 44.4 mm (= 1 U).
 - Feed cable: 2.5 m.
 - **Approvals/certificates**
 - CE label in accordance with:
 - Low Voltage Directive 2014/35/EU
 - EMC Directive 2014/30/EU
 - RoHS Directive 2011/65/EG.
 - Bureau-Veritas BG – Certificate (Factory Inspection).
 - Bureau-Veritas CB – Certificate.
 - **Color combination**
 - Final digit of order number .1: RAL 7035, light-gray.
 - Final digit of order number .6: housing RAL 2003 pastel orange.
 - Plastic parts: RAL 7035, light-gray.
 - **Technical data**
 - Nominal voltage: max. 250 Vac, 50 Hz.
 - Nominal current, max. 16 A.
 - Filter compliant with VDE 0565-3 (EN 60939-1).
 - **Scope of delivery**
 - 1 x socket strip.
 - 2 x mounting brackets.
 - 2 x 19" mounting brackets (additionally with 19" installation option).



DOS20068

with overvoltage protection

Vertiv™ Knürr® DIS Rack PDU® Safety Basic

Models on
page 206

- For protection against transient overvoltage from the mains, which, for example, are caused by switching machines on and off.
 - When critical overvoltages occur, the connection to the mains is cut off.
 - Once the protective conductor has been triggered, the green function display light is not illuminated. Thus, the socket strip can no longer be used.*
 - Basic equipment protection is classified as class 3 (category D).
 - For optimal protection, class 1 and 2 (categories B and C) protective equipment must be installed in the building.
 - 19" installation option (for length 483 mm).
 - Socket rotation: 45°.
 - Feed cable: H05VV-F 3G 1.5 mm².
 - Molded right angle plug.
- **Material / Finish**
 - Housing: closed sheet steel extrusion, zinc-passivated, powder-coated texture.
 - plastic parts: Vampamid 6 0024 VO (UL94), recyclable.
 - Internal conductor: full-length busbars, brass.
- **Dimensions**
 - Distance between sockets: 50 mm.
 - Height: 45.5 mm.
 - Width of housing: 44.4 mm (= 1 U).
- **Approvals/certificates**
 - CE label in accordance with:
 - Low Voltage Directive 2014/35/EU
 - EMC Directive 2014/30/EU
 - RoHS Directive 2011/65/EG.
 - Bureau-Veritas BG – Certificate (Factory Inspection).
 - Bureau-Veritas CB – Certificate.
- **Color combination**
 - Final digit of order number .1: RAL 7035, light-gray.
 - Final digit of order number .6: housing RAL 2003 pastel orange.
 - Plastic parts: RAL 7035, light-gray.
- **Technical data**
 - Appliance class: Type 3 as per DIN EN 61643-11.
 - Requirement class: category D as per VDE 0675-6.
 - Mains voltage: 230 VAC.
 - Nominal current, max. 16 A.
 - Discharge surge current (8/20 μs): 10 kA.
 - Reaction time: < 25 ns.
 - Safety level (at 100 A varistor peak current): L with respect to N: < 800 V, L / N with respect to PE: < 1500V.
- **Scope of delivery**
 - 1 x socket strip.
 - 2 x mounting brackets.

* Send the socket strip to the manufacturer for the safety arrester to be replaced!



DOS20069

Vertiv™ Knürr® DIS Rack PDU® Safety Standard

Models on
page 206

- Standard safety models consist of a combined overvoltage protection/mains filter element.
 - Protects against transient overvoltages from the mains, which, for example, are caused by switching machines on and off.
 - When critical overvoltages occur, connection to the mains is cut off.
 - Once the protective conductor has been triggered, the green function display light is not illuminated. The socket strip can thus no longer be used.*
 - Basic equipment protection is classified as class 3 (category D).
 - For optimal protection, class 1 and 2 (categories B and C) protective equipment must be installed in the building.
 - High-frequency glitches are generally caused by switching processes in an operation from 100 kHz to 5MHz.
 - This high-frequency rate overloads the mains frequency and affects adjacent electronic equipment. The mains filter attenuates this high-frequency rate.
 - The attenuation behavior is harmonized with the typical interference spectrum.
 - 19" installation option (for length 483 mm).
 - Socket rotation: 45°.
 - Feed cable: HO5VV-F 3G 1.5 mm².
 - Molded right angle plug.
- **Material/ Finish**
 - Housing: closed sheet steel extrusion, zinc-passivated, powder-coated texture.
 - Plastic parts: Vampamid 6 0024 VO (UL94), recyclable.
 - Internal conductor: full-length busbars, brass.
- **Dimensions**
 - Distance between sockets: 50 mm.
 - Height: 45.5 mm.
 - Width of housing: 44.4 mm (= 1 U).
 - Feed cable: 2.5 m.
- **Approvals/certificates**
 - CE label in accordance with:
 - Low Voltage Directive 2014/35/EU
 - EMC Directive 2014/30/EU
 - RoHS Directive 2011/65/EG.
 - Bureau-Veritas BG – Certificate (Factory Inspection).
 - Bureau-Veritas CB – Certificate.
- **Color combination**
 - Final digit of order number .1: RAL 7035, light-gray.
 - Final digit of order number .6: housing RAL 2003 pastel orange.
 - Plastic parts: RAL 7035, light-gray.
- **Technical data**
 - Mains voltage: 230 VAC.
 - Nominal current: max. 16 A / 10 A.
 - Discharge surge current (8/20 μs): 10 kA.
 - Reaction time: < 25 ns.
 - Safety level (at 100 A varistor peak current): L with respect to N: < 800 V, L / N with respect to PE: < 1500V.
 - Overvoltage protection
 - Appliance class: Class 3 – as per DIN EN 61643-11.
 - Requirement class: Category D as per VDE 0675-6.
 - Mains filter: as per VDE 0565 (EN 60939).
- **Scope of delivery**
 - 1 x socket strip.
 - 2 x mounting brackets.

* Send the socket strip to the manufacturer for the safety arrester to be replaced!



DOS20070

Vertiv™ Knürr® DIS Rack PDU® Master-Slave

Models on page 206

- Slave plugs will switch on if master switches on.
- Note:
 - The master consumer's power intake must always exceed the switch-on threshold. When switching off the master consumer, the power intake must fall below the switch-off threshold.
 - 19" installation option (for length 483 mm).
 - Socket rotation: 45°.
 - Feed cable: H05VV-F 3G 1.5 mm².
 - Molded right angle plug.

Material / Finish

- Housing: closed sheet steel extrusion, zinc-passivated, powder-coated texture.
- Plastic parts: Vampamid 6 0024 VO (UL94), recyclable.
- Internal conductor: full-length busbars, brass.

Dimensions

- Distance between sockets: 50 mm.
- Height: 45.5 mm.
- Width of housing: 44.4 mm (= 1 U).
- Feed cable: 2.5 m.

Approvals/certificates

- CE label in accordance with:
 - Low Voltage Directive 2014/35/EU
 - EMC Directive 2014/30/EU
 - RoHS Directive 2011/65/EG.
- Bureau-Veritas BG – Certificate (Factory Inspection).
- Bureau-Veritas CB – Certificate.
- VDE GS - Certificate.

Color combination

- Final digit of order number. 1: RAL 7035, light-gray.
- Plastic parts: RAL 7035, light-gray.

Load rating

- Max. 250 Vac/16 A.

Technical data

- Switching-threshold setting range
- On: 20 - 200 mA (approx. 55 mA on delivery).
- Off: 16 - 160 mA (approx. 44 mA on delivery).
- Switching delay: 550 ms, ± 20 %.
- Electronic module: 2-pole switching.

Scope of delivery

- 1 x socket strip.
- 2 x mounting brackets.



DOS00325 with master-slave overvoltage protection and mains filter.

Vertiv Knürr DIS Rack PDU Combi

Models on page 206

- Master-slave with overvoltage protection and mains filter.
- Automatic consumer switching.
- Combines Master-Slave and Safety Standard functions.
- Socket rotation: 45°.
- Feed cable: H05VV-F 3G 1.5 mm².
- Molded right angle plug.

Material / Finish

- Housing: closed sheet steel extrusion, zinc-passivated, powder-coated texture.
- Plastic parts: Vampamid 6 0024 VO (UL94), recyclable.
- Internal conductor: full-length busbars, brass.

Dimensions

- Distance between sockets: 50 mm.
- Height: 45.5 mm.
- Width of housing: 44.4 mm (= 1 U).
- Feed cable: 2.5 m.

Approvals/certificates

- CE label in accordance with:
 - Low Voltage Directive 2014/35/EU
 - EMC Directive 2014/30/EU
 - RoHS Directive 2011/65/EG.
- Bureau-Veritas BG – Certificate (Factory Inspection).
- Bureau-Veritas CB – Certificate.

Color combination

- Final digit of order number. 1: RAL 7035, light-gray.
- Plastic parts: RAL 7035, light-gray.

Technical data

- With overvoltage protection and mains filter.
- Mains voltage: max. 250 VAC.
- Nominal current: 16 A.
- Requirement class: D (protection as per VDE 0675).
- Surge current resistance (8/20 s wave): Max. 10 kA.
- Protection level (1.5/50 µs wave): < 1500 V (L + N against PE).
- Master-slave function:
 - Switching-threshold setting range
 - On: 20 - 200 mA (approx. 55 mA on delivery).
 - Off: 16 - 160 mA (approx. 44 mA on delivery).
- Switching delay: 550 ms ± 20 %.
- Electronic module: 2-pole switching.

Scope of delivery

- 1 x socket strip.
- 2 x mounting brackets.



DOS80002b

Vertiv™ Knürr® DIS Rack PDU® D

Models on
page 207

- Metering electrical values per phase.
- Metering values are clearly displayed on a LCD display.
- LCD display rotation in 90° steps.
- Display contrast can be adjusted.
- Unbalanced-load warning display with 3-phase model.
- Three color LED shows status of PDU.
- Automatic reduction of background light.
- Metering values: Voltage, phase and neutral current, frequency, real power apparent power, energy, power factor.
- Input cable:
 - H05VV -F 5 G 4 mm2 (3 x 32 A types)
 - H05VV -F 3 G 4 mm2 (1 x 32 A types)
 - H05VV -F 5G 2,5 mm2 (3 x 16 A types)
 - H05VV -F 3G 1,5 mm2 (1 x 16 A types)
- Length: 2,5 m (16 A types); 3 m (32 A types).

Material/ Finish

- Housing: closed sheet steel extrusion, zinc-passivated, powder-coated texture.
- Plastic parts: Vampamid 6 0024 VO (UL94), recyclable.

Approvals/certificates

- CE label in accordance with:
 - Low voltage directive 2014/35/EU
 - EMC-directive 2014/30/EU
 - RoHS-directive 2011/65/EG.
- Bureau-Veritas BG – Certificate (Factory Inspection).
- Bureau-Veritas CB – Certificate.

Color

- Housing: RAL 7035 light gray.
- Plastic parts: RAL 7021 dark-gray.

Scope of delivery

- 1 socket strip.
- 2 mounting brackets.



DOS80002

Vertiv Knürr DIS Rack PDU I

Models on
page 207

- Metering electrical values per phase.
- Metering values are clearly displayed on a LCD display.
- LCD display rotation in 90° steps.
- Display contrast can be adjusted.
- Unbalanced-load warning display with 3-phase model.
- Remote interface to get metering values and alarms.
- Automatic reduction of background light.
- Metering values: Voltage, phase and neutral current, frequency, real power apparent power, energy, power factor.
- Input cable:
 - H05VV -F 5 G 4 mm2 (3 x 32 A types)
 - H05VV -F 3 G 4 mm2 (1 x 32 A types)
 - H05VV -F 5G 2,5 mm2 (3 x 16 A types)
 - H05VV -F 3G 1,5 mm2 (1 x 16 A types)
- Length: 2,5 m (16 A types); 3 m (32 A types).

Data interface:

- RJ45 LAN-Port (10/100) for connection to network (LAN).
- Remote Management: Onboard Web Interface, http/s, CLI, SNMPv1,2,3, SSH, Syslog, IPv4, IPv6, DNS.

Material / Finish

- Housing: closed sheet steel extrusion, zinc-passivated, powder-coated texture.
- Plastic parts: Vampamid 6 0024 VO (UL94), recyclable.

Approvals/certificates

- CE label in accordance with:
 - Low voltage directive 2014/35/EU
 - EMC-directive 2014/30/EU
 - RoHS-directive 2011/65/EG.
- Bureau-Veritas BG – Certificate (Factory Inspection).
- Bureau-Veritas CB – Certificate.

Color

- Housing: RAL 7035 light gray.
- Plastic parts: RAL 7021 dark-gray.

Scope of delivery

- 1 socket strip.
- 2 mounting brackets.

| VERTIV KNÜRR DIS Rack PDU Model | Input Values | | Input Connector | Outputs | | | | | | L | S | F1 | F2 | 19" | Safe | Order No. |
|---------------------------------------|--------------|----------|----------------------|---------|-----|--------|-----|---------|---------|------|---|----|----|-----|------|--------------|
| | Voltage | Current | | C13 | C19 | Schuko | UTE | Type 13 | Type 23 | | | | | | | |
| Euro plug IEC320 system | | | | | | | | | | | | | | | | |
| With feed cable | 230V | 16 A | Schuko CEE7/7 | 6 | | | | | | 333 | | ■ | | | | 03.600.006.1 |
| | 230V | 16 A | Schuko CEE7/7 | 9 | | | | | | 483 | ■ | ■ | | ■ | | 03.602.009.1 |
| | 230V | 10 A | IEC60320 C13 | 12 | | | | | | 483 | | ■ | | ■ | | 03.600.312.1 |
| | 230V | 16 A | IEC60320 C19 | 15 | 3 | | | | | 783 | | ■ | | | | 03.600.418.1 |
| | 230V | 16 A | IEC60309 1ph/N/PE 6h | 15 | 3 | | | | | 783 | | ■ | | | | 03.600.518.1 |
| Euro input in plug panel | 230V | 10 A | IEC60320 C14 inlet | 6 | | | | | | 383 | | ■ | | | | 03.622.006.1 |
| | 230V | 10 A | IEC60320 C14 inlet | 9 | | | | | | 483 | | ■ | | ■ | | 03.622.009.1 |
| Euro input on side panel | 230V | 10 A | IEC60320 C14 inlet | 6 | | | | | | 333 | | ■ | | | | 03.622.706.1 |
| | 230V | 10 A | IEC60320 C14 inlet | 9 | | | | | | 433 | | ■ | | | | 03.622.709.1 |
| | 230V | 10 A | IEC60320 C14 inlet | 6 | | | | | | 383 | ■ | ■ | | | | 03.624.706.1 |
| | 230V | 10 A | IEC60320 C14 inlet | 9 | | | | | | 483 | ■ | ■ | | | | 03.624.709.1 |
| With overload protection 10 A | 230V | 10 A | Schuko CEE7/7 | 10 | | | | | | 483 | ■ | ■ | | ■ | | 03.632.010.1 |
| GST18 input in side panel | 230V | 16 A | GST18 | 6 | | | | | | 383 | | ■ | | | | 03.600.206.1 |
| TriplePower | | | | | | | | | | | | | | | | |
| | 230/400V | 3 x 16 A | none | 24 | | | | | | 1033 | | ■ | | | | 03.600.024.1 |
| | 230/400V | 3 x 16 A | none | 48 | | | | | | 1833 | | ■ | | | | 03.600.048.1 |
| | 230/400V | 3 x 16 A | IEC60309 3ph/N/PE 6h | 24 | | | | | | 1033 | | ■ | | | | 03.600.824.1 |
| | 230/400V | 3 x 16 A | IEC60309 3ph/N/PE 6h | 48 | | | | | | 1833 | | ■ | | | | 03.600.848.1 |
| | 230/400V | 3 x 16 A | IEC60309 3ph/N/PE 6h | 18 | 6 | | | | | 1133 | | ■ | | | | 03.600.524.1 |
| | 230/400V | 3 x 16 A | IEC60309 3ph/N/PE 6h | 36 | 6 | | | | | 1733 | | ■ | | | | 03.600.542.1 |
| | 230/400V | 3 x 16 A | IEC60309 3ph/N/PE 6h | | 6 | | | | | 483 | | ■ | | ■ | | 03.600.506.1 |
| | 230/400V | 3 x 16 A | IEC60309 3ph/N/PE 6h | | | 12 | | | | 833 | | ■ | | | | 03.300.812.1 |
| | 230/400V | 3 x 16 A | IEC60309 3ph/N/PE 6h | 18 | 3 | | | | | 833 | | ■ | | | | 03.600.521.1 |
| | 230/400V | 3 x 16 A | IEC60309 3ph/N/PE 6h | 18 | | 3 | | | | 833 | | ■ | | | | 03.300.521.1 |
| | 230/400V | 3 x 16 A | IEC60309 3ph/N/PE 6h | 21 | | | | | | 833 | | ■ | | | | 03.600.821.1 |
| | 230/400V | 3 x 16 A | IEC60309 3ph/N/PE 6h | 45 | | | | | | 1733 | | ■ | | | | 03.600.845.1 |
| | 230/400V | 3 x 16 A | IEC60309 3ph/N/PE 6h | 36 | | 6 | | | | 1733 | | ■ | | | | 03.300.542.1 |
| | 230/400V | 3 x 16 A | IEC60309 3ph/N/PE 6h | | | 6 | | | | 483 | | ■ | | | | 03.300.506.1 |
| | 230/400V | 3 x 16 A | IEC60309 3ph/N/PE 6h | | 6 | | | | | 483 | | ■ | | ■ | | 03.600.806.1 |
| Classic | | | | | | | | | | | | | | | | |
| | 230V | 16 A | Schuko CEE7/7 | | | | 17 | | | 1783 | | ■ | | | | 03.300.067.X |
| | 230V | 16 A | Schuko CEE7/7 | | | | 13 | | | 1383 | | ■ | | | | 03.300.063.X |
| | 230V | 16 A | Schuko CEE7/7 | | | | 9 | | | 983 | | ■ | | | | 03.300.059.X |
| | 230V | 16 A | Schuko CEE7/7 | | | | 5 | | | 583 | | ■ | | | | 03.300.055.X |
| | 230V | 16 A | Schuko CEE7/7 | | | | 16 | | | 1733 | ■ | ■ | | | | 03.302.066.X |
| | 230V | 16 A | Schuko CEE7/7 | | | | 12 | | | 1333 | ■ | ■ | | | | 03.302.062.X |
| | 230V | 16 A | Schuko CEE7/7 | | | | 8 | | | 933 | ■ | ■ | | | | 03.302.058.X |
| | 230V | 16 A | Schuko CEE7/7 | | | | 4 | | | 533 | ■ | ■ | | | | 03.302.054.X |
| | 230V | 16 A | Schuko CEE7/7 | | | | | 13 | | 1383 | | ■ | | ■ | | 03.400.063.X |
| | 230V | 16 A | Schuko CEE7/7 | | | | | 9 | | 983 | | ■ | | ■ | | 03.400.059.X |
| | 230V | 16 A | Schuko CEE7/7 | | | | | 5 | | 583 | | ■ | | ■ | | 03.400.055.X |
| | 230V | 16 A | Schuko CEE7/7 | | | | | 8 | | 933 | ■ | ■ | | ■ | | 03.402.058.X |
| | 230V | 10 A | SEV 1011 T12 | | | | | | 13 | 1383 | | ■ | | | | 03.701.063.1 |
| | 230V | 10 A | SEV 1011 T12 | | | | | | 9 | 983 | | ■ | | | | 03.701.059.1 |
| | 230V | 10 A | SEV 1011 T12 | | | | | | 5 | 583 | | ■ | | | | 03.701.055.1 |
| | 230V | 10 A | SEV 1011 T12 | | | | | | 16 | 1733 | ■ | ■ | | | | 03.703.066.1 |
| | 230V | 10 A | SEV 1011 T12 | | | | | | 8 | 933 | ■ | ■ | | | | 03.703.058.1 |

| VERTIV KNÜRR DIS Rack PDU Model | Input Values | | Input Connector | Outputs | | | | | L | S | F1 | F2 | 19" | Safe | Order No. |
|---------------------------------------|--------------|---------|------------------|---------|-----|--------|-----|---------|-----|---|----|----|-----|------|--------------|
| | Voltage | Current | | C13 | C19 | Schuko | UTE | Type 13 | | | | | | | |
| Compact | | | | | | | | | | | | | | | |
| | 230V | 16 A | Schuko CEE7/7 | | | 15 | | | 883 | | ■ | | | | 03.300.015.X |
| | 230V | 16 A | Schuko CEE7/7 | | | 11 | | | 732 | | | ■ | | | 03.300.111.X |
| | 230V | 16 A | Schuko CEE7/7 | | | 11 | | | 683 | | ■ | | | | 03.300.011.X |
| | 230V | 16 A | Schuko CEE7/7 | | | 7 | | | 532 | | | ■ | | | 03.300.107.X |
| | 230V | 16 A | Schuko CEE7/7 | | | 7 | | | 483 | | ■ | | ■ | | 03.300.007.X |
| | 230V | 16 A | Schuko CEE7/7 | | | 8 | | | 483 | | ■ | | ■ | | 03.300.008.1 |
| | 230V | 16 A | Schuko CEE7/7 | | | 4 | | | 382 | | | ■ | | | 03.300.104.X |
| | 230V | 16 A | Schuko CEE7/7 | | | 4 | | | 333 | | | ■ | | | 03.300.004.X |
| | 230V | 16 A | Schuko CEE7/7 | | | 14 | | | 883 | ■ | ■ | | | | 03.302.014.X |
| | 230V | 16 A | Schuko CEE7/7 | | | 10 | | | 732 | ■ | | ■ | | | 03.302.110.X |
| | 230V | 16 A | Schuko CEE7/7 | | | 10 | | | 683 | ■ | ■ | | | | 03.302.010.X |
| | 230V | 16 A | Schuko CEE7/7 | | | 6 | | | 532 | ■ | | ■ | | ■ | 03.303.106.X |
| | 230V | 16 A | Schuko CEE7/7 | | | 6 | | | 532 | ■ | | ■ | | | 03.302.106.X |
| | 230V | 16 A | Schuko CEE7/7 | | | 6 | | | 483 | ■ | ■ | | ■ | | 03.302.006.X |
| | 230V | 16 A | Schuko CEE7/7 | | | 7 | | | 483 | ■ | ■ | | ■ | | 03.302.007.1 |
| | 230V | 16 A | Schuko CEE7/7 | | | 3 | | | 382 | ■ | | ■ | | | 03.302.103.X |
| | 230V | 16 A | Schuko CEE7/7 | | | 3 | | | 333 | ■ | ■ | | | | 03.302.003.X |
| UPS application | 230V | 10 A | IEC60320 Sheet E | | | 8 | | | 483 | | ■ | | ■ | | 03.300.308.1 |
| | 230V | 16 A | IEC60320 Sheet I | | | 8 | | | 483 | | ■ | | ■ | | 03.300.408.1 |
| | 230V | 16 A | GST18 | | | 6 | | | 583 | ■ | ■ | | | | 03.302.206.1 |
| | 230V | 16 A | GST18 | | | 3 | | | 433 | ■ | ■ | | | | 03.302.203.1 |
| | 230V | 16 A | GST18 | | | 7 | | | 533 | | ■ | | | | 03.300.207.1 |
| | 230V | 16 A | GST18 | | | 4 | | | 383 | | ■ | | | | 03.300.204.1 |
| | 230V | 16 A | Schuko CEE7/7 | | | | 11 | | 683 | | ■ | | | ■ | 03.400.011.X |
| | 230V | 16 A | Schuko CEE7/7 | | | | 7 | | 532 | | | ■ | | ■ | 03.400.107.X |
| | 230V | 16 A | Schuko CEE7/7 | | | | 7 | | 483 | | ■ | | ■ | ■ | 03.400.007.X |
| | 230V | 16 A | Schuko CEE7/7 | | | | 4 | | 333 | | ■ | | | ■ | 03.400.004.X |
| | 230V | 16 A | Schuko CEE7/7 | | | | 10 | | 683 | ■ | ■ | | | ■ | 03.402.010.X |
| | 230V | 16 A | Schuko CEE7/7 | | | | 6 | | 483 | ■ | ■ | | ■ | ■ | 03.402.006.X |
| | 230V | 16 A | Schuko CEE7/7 | | | | 3 | | 333 | ■ | ■ | | | ■ | 03.402.003.X |
| | 230V | 16 A | GST18 | | | | 7 | | 533 | | ■ | | | ■ | 03.400.207.1 |
| | 230V | 16 A | GST18 | | | | 4 | | 383 | | ■ | | | ■ | 03.400.204.1 |
| | 230V | 10 A | SEV 1011 T12 | | | | | 11 | 683 | | ■ | | | | 03.701.011.1 |
| | 230V | 10 A | SEV 1011 T12 | | | | | 7 | 483 | | ■ | | ■ | | 03.701.007.1 |
| | 230V | 10 A | SEV 1011 T12 | | | | | 4 | 333 | | ■ | | | | 03.701.004.1 |
| | 230V | 10 A | SEV 1011 T12 | | | | | 10 | 732 | ■ | | ■ | | | 03.703.110.1 |
| | 230V | 10 A | SEV 1011 T12 | | | | | 6 | 483 | ■ | ■ | | ■ | | 03.703.006.1 |
| | 230V | 10 A | SEV 1011 T12 | | | | | 3 | 382 | ■ | | ■ | | | 03.703.103.1 |
| | 230V | 10 A | SEV 1011 T12 | | | | | 3 | 333 | ■ | ■ | | | | 03.703.003.1 |
| Protector FI | | | | | | | | | | | | | | | |
| | 230V | 16 A | Schuko CEE7/7 | | | 13 | | | 883 | | ■ | | | | 03.304.013.1 |
| | 230V | 16 A | Schuko CEE7/7 | | | 9 | | | 683 | | ■ | | | | 03.304.009.1 |
| | 230V | 16 A | Schuko CEE7/7 | | | 5 | | | 483 | | ■ | | ■ | | 03.304.005.1 |
| | 230V | 16 A | Schuko CEE7/7 | | | | 5 | | 483 | | ■ | | ■ | ■ | 03.404.005.1 |
| Protector LS | | | | | | | | | | | | | | | |
| | 230V | 16 A | Schuko CEE7/7 | | | 13 | | | 883 | | ■ | | | | 03.308.013.1 |
| | 230V | 16 A | Schuko CEE7/7 | | | 9 | | | 683 | | ■ | | | | 03.308.009.1 |
| | 230V | 16 A | Schuko CEE7/7 | | | 5 | | | 483 | | ■ | | ■ | | 03.308.005.1 |
| | 230V | 16 A | Schuko CEE7/7 | | | | 5 | | 483 | | ■ | | ■ | ■ | 03.408.005.1 |

| VERTIV KNÜRR DIS Rack PDU Model | Input Values | | Input Connector | Outputs | | | | | | L | S | F1 | F2 | 19" | Safe | Order No. |
|--|--------------|---------|-----------------|---------|-----|--------|-----|---------|---------|-----|---|----|----|-----|------|--------------|
| | Voltage | Current | | C13 | C19 | Schuko | UTE | Type 13 | Type 23 | | | | | | | |
| Protector FI/LS | | | | | | | | | | | | | | | | |
| | 230V | 16 A | Schuko CEE7/7 | | | 13 | | | | 883 | | ■ | | | | 03.310.013.1 |
| | 230V | 16 A | Schuko CEE7/7 | | | 9 | | | | 683 | | ■ | | | | 03.310.009.1 |
| | 230V | 16 A | Schuko CEE7/7 | | | 5 | | | | 483 | | ■ | | ■ | | 03.310.005.1 |
| | 230V | 16 A | Schuko CEE7/7 | | | | 9 | | | 683 | | ■ | | | ■ | 03.410.009.1 |
| | 230V | 16 A | Schuko CEE7/7 | | | | 5 | | | 483 | | ■ | | ■ | ■ | 03.410.005.1 |
| | 230V | 10 A | SEV 1011 T12 | | | | | 5 | | 483 | | ■ | | ■ | | 03.711.005.1 |
| Protector emergency stop switch | | | | | | | | | | | | | | | | |
| Compact | 230V | 16 A | Schuko CEE7/7 | | | 6 | | | | 483 | | ■ | | ■ | | 03.326.006.1 |
| | 230V | 16 A | Schuko CEE7/7 | | | | 10 | | | 683 | | ■ | | | ■ | 03.426.010.1 |
| Protector emergency stop switch FI/LS | | | | | | | | | | | | | | | | |
| | 230V | 16 A | Schuko CEE7/7 | | | 8 | | | | 683 | | ■ | | | | 03.328.008.1 |
| Power Cleaner | | | | | | | | | | | | | | | | |
| | 230V | 16 A | Schuko CEE7/7 | | | 13 | | | | 883 | | ■ | | | | 03.312.013.X |
| | 230V | 16 A | Schuko CEE7/7 | | | 9 | | | | 683 | | ■ | | | | 03.312.009.X |
| | 230V | 16 A | Schuko CEE7/7 | | | 5 | | | | 483 | | ■ | | ■ | | 03.312.005.X |
| | 230V | 16 A | GST18 | 6 | | | | | | 483 | | ■ | | ■ | | 03.612.206.1 |
| Safety Basic | | | | | | | | | | | | | | | | |
| | 230V | 16 A | Schuko CEE7/7 | | | 10 | | | | 732 | | | | ■ | | 03.316.110.1 |
| | 230V | 16 A | Schuko CEE7/7 | | | 10 | | | | 683 | | ■ | | | | 03.316.010.X |
| | 230V | 16 A | Schuko CEE7/7 | | | 6 | | | | 483 | | ■ | | ■ | | 03.316.006.X |
| | 230V | 16 A | Schuko CEE7/7 | | | 4 | | | | 383 | | ■ | | | | 03.316.004.1 |
| | 230V | 16 A | GST18 | | | 4 | | | | 433 | | ■ | | | | 03.316.204.1 |
| | 230V | 16 A | GST18 | 6 | | | | | | 483 | | ■ | | ■ | | 03.616.206.1 |
| | 230V | 16 A | Schuko CEE7/7 | | | | 6 | | | 483 | | ■ | | ■ | ■ | 03.416.006.1 |
| Safety Standard | | | | | | | | | | | | | | | | |
| | 230V | 16 A | Schuko CEE7/7 | | | 13 | | | | 883 | ■ | ■ | | | | 03.318.013.X |
| | 230V | 16 A | Schuko CEE7/7 | | | 9 | | | | 732 | ■ | | ■ | | | 03.318.109.X |
| | 230V | 16 A | Schuko CEE7/7 | | | 9 | | | | 683 | ■ | ■ | | | | 03.318.009.X |
| | 230V | 16 A | Schuko CEE7/7 | | | 5 | | | | 532 | ■ | | ■ | | | 03.318.105.X |
| | 230V | 16 A | Schuko CEE7/7 | | | 5 | | | | 483 | ■ | ■ | | ■ | | 03.318.005.X |
| | 230V | 16 A | GST18 | 6 | | | | | | 483 | | ■ | | ■ | | 03.618.206.1 |
| | 230V | 16 A | Schuko CEE7/7 | | | | 5 | | | 483 | ■ | ■ | | ■ | ■ | 03.418.005.X |
| | 230V | 10 A | SEV 1011 T12 | | | | | 5 | | 483 | ■ | ■ | | ■ | | 03.719.005.1 |
| Master-Slave | | | | | | | | | | | | | | | | |
| | 230V | 16 A | Schuko CEE7/7 | | | 9 | | | | 683 | | ■ | | | | 03.314.009.1 |
| | 230V | 16 A | Schuko CEE7/7 | | | 5 | | | | 483 | | ■ | | ■ | | 03.314.005.1 |
| | 230V | 16 A | Schuko CEE7/7 | | | | 5 | | | 483 | | ■ | | ■ | ■ | 03.414.005.1 |
| Combi | | | | | | | | | | | | | | | | |
| | 230V | 16 A | Schuko CEE7/7 | | | 9 | | | | 733 | | ■ | | | | 03.320.009.1 |
| | 230V | 16 A | Schuko CEE7/7 | | | 5 | | | | 533 | | ■ | | | | 03.320.005.1 |

| VERTIV KNÜRR DIS Rack PDU Model | Input Values | | Input Connector | Outputs | | | | | | L | S | F1 | F2 | 19" | Safe | Order No. |
|---------------------------------------|--------------|----------|----------------------|---------|-----|--------|-----|---------|---------|------|---|----|----|-----|------|--------------|
| | Voltage | Current | | C13 | C19 | Schuko | UTE | Type 13 | Type 23 | | | | | | | |
| D | | | | | | | | | | | | | | | | |
| | 230V | 16 A | Schuko CEE7/7 | | | 6 | | | | 483 | | ■ | | ■ | | 03.306.005.1 |
| | 230V | 16 A | IEC60309 1ph/N/PE 6h | | | 6 | | | | 483 | | ■ | | ■ | | 03.306.805.1 |
| | 230V | 16 A | Schuko CEE7/7 | | | 14 | | | | 933 | | ■ | | | | 03.306.014.1 |
| | 230V | 16 A | IEC60309 1ph/N/PE 6h | | | 14 | | | | 933 | | ■ | | | | 03.306.814.1 |
| | 230V | 16 A | Schuko CEE7/7 | 9 | | | | | | 483 | | ■ | | ■ | | 03.606.008.1 |
| | 230V | 16 A | IEC60309 1ph/N/PE 6h | 9 | | | | | | 483 | | ■ | | ■ | | 03.606.808.1 |
| | 230V | 16 A | Schuko CEE7/7 | | | | 6 | | | 483 | | ■ | | ■ | | 03.406.006.1 |
| | 230V | 10 A | SEV 1011 T12 | | | | | 5 | | 483 | | ■ | | ■ | | 03.706.005.1 |
| | 230V | 16 A | SEV 1011 T23 | | | | | | 6 | 483 | | ■ | | ■ | | 03.706.006.1 |
| | 230V | 16 A | IEC60309 1ph/N/PE 6h | 18 | 2 | | | | | 933 | | ■ | | | | 03.606.820.1 |
| | 230/400V | 3 x 16 A | IEC60309 3ph/N/PE 6h | | | 18 | | | | 1283 | | ■ | | | | 03.306.518.1 |
| | 230/400V | 3 x 16 A | IEC60309 3ph/N/PE 6h | | | 6 | | | | 683 | | ■ | | | | 03.306.506.1 |
| | 230/400V | 3 x 16 A | IEC60309 3ph/N/PE 6h | 27 | 6 | | | | | 1433 | | ■ | | | | 03.606.533.1 |
| | 230/400V | 3 x 16 A | IEC60309 3ph/N/PE 6h | | | 6 | | | | 483 | | ■ | | | | 03.606.533.1 |
| I | | | | | | | | | | | | | | | | |
| | 230V | 16 A | IEC60309 1ph/N/PE 6h | 18 | 2 | | | | | 1033 | | ■ | | | | 03.607.820.1 |
| | 230V | 16 A | Schuko CEE7/7 | | | 6 | | | | 633 | | ■ | | | | 03.307.006.1 |
| | 230V | 16 A | IEC60309 1ph/N/PE 6h | | | 6 | | | | 633 | | ■ | | | | 03.307.806.1 |
| | 230V | 16 A | Schuko CEE7/7 | | | 12 | | | | 933 | | ■ | | | | 03.307.012.1 |
| | 230V | 16 A | IEC60309 1ph/N/PE 6h | | | 12 | | | | 933 | | ■ | | | | 03.307.812.1 |
| | 230/400V | 3 x 16 A | IEC60309 3ph/N/PE 6h | | | 18 | | | | 1383 | | ■ | | | | 03.307.518.1 |
| | 230/400V | 3 x 16 A | IEC60309 3ph/N/PE 6h | | | 6 | | | | 783 | | ■ | | | | 03.307.506.1 |
| | 230/400V | 3 x 16 A | IEC60309 3ph/N/PE 6h | 27 | 6 | | | | | 1533 | | ■ | | | | 03.607.533.1 |
| | 230/400V | 3 x 16 A | IEC60309 3ph/N/PE 6h | | | 6 | | | | 633 | | ■ | | | | 03.607.506.1 |

Outputs:

C13 = IEC60320 C13

C19 = IEC60320 C19

Schuko = Protective contact plug DIN 49440

UTE = France Standard CEE 7-V

Type 13 = Switzerland, type 13

L = Length in mm

S = Switch

F1 = Standard side pane (for rack mounting)

F2 = Design side panel (for installing at workstation)

19" = Suitable for 19" installation

safe = Child-proof



1. DOS20147

3-Phase in Rack with GST18 Features




2. DOS20132

- **Requirement**
Constant energy increase requirements in the rack caused by high packing densities (e.g. 1 U Pizza servers, blade servers, etc.) (1)
- **Solution**
3-phase distributor with GST18 plug system, e.g. 96 A with redundant feed. (2)
- **Benefits (3, 4)**
 - Modularity.
 - Plug-in capability (no wiring required).
 - Can be expanded.
 - Cascadable.
 - Easy implementation of redundancies/ UPS-secured circuits.
 - Combination of DIN Schuko / IEC320 Euro systems.
 - Any installation position can be selected.
 - Good alternative to 3-phase Vertiv™ Knürr® DIS Rack PDU Triple Power.



3. DOS20142



3. DOS20135



DOS20104

Power Supply Cable, 3-Phase Accessories for GST 18 Plug System

- GST 18 socket for connecting GST18i5 distributor block with 3 phases.
 - 5-pole (L1, L2, L3, N, PE) 250/400 V ~.
 - Cable: H05VV-F 5G 2.5 mm².
- **Color**
- Black.

| L | Order No. | UP |
|------|--------------|--------|
| 2000 | 04.000.048.0 | 1 unit |



DOS20103

GST18i5 Distributor Block, 3-Phase

- For individual connection at the customer.
 - Modular plug-in connection.
 - 3-phase distribution on various socket strips.
 - Including mounting panel.
- **Color**
- Black.

| Order No. | UP |
|--------------|--------|
| 04.000.038.9 | 1 unit |



DOS00467

Power Supply Cable, Single Phase Accessories for GST 18 Plug System

- Mains plug CEE/VII: GST18 socket (Wieland).
- Cable: H05VV-F3G 1.5 mm².

- **Color**
- White.

| L | Order No. | UP |
|------|---------------------|--------|
| 2000 | 04.000.040.0 | 1 unit |
| 5000 | 04.000.041.0 | 1 unit |



DOS00469

Connection Cable Accessories for GST 18 Plug System

- GST 18 plug.
- GST 18 socket.
- Cable: H05VV-F3G 1.5 mm².

- **Color**
- For color coding circuits (e.g. UPS).

| L | Model | Order No. | UP |
|------|-------|---------------------|--------|
| 200 | White | 04.000.042.0 | 1 unit |
| 200 | Black | 04.000.042.9 | 1 unit |
| 500 | White | 04.000.037.0 | 1 unit |
| 500 | Black | 04.000.037.9 | 1 unit |
| 1000 | White | 04.000.044.0 | 1 unit |
| 1000 | Black | 04.000.044.9 | 1 unit |
| 5000 | White | 04.000.045.0 | 1 unit |



DOS20105

GST18 Socket

- With threaded connection for cross-section 1.5 – 2.5 mm² with cable strain relief.
- For individual connection.

- **Color**
- White.

| Order No. | UP |
|---------------------|--------|
| 04.000.046.0 | 1 unit |



DOS00471

GST18 Plug

- With threaded connection for cross-section 1.5 – 2.5 mm² with cable strain relief.
- For individual, further cabling.

- **Color**
- White.

| Order No. | UP |
|---------------------|--------|
| 04.000.047.0 | 1 unit |



DOS00470




DOS00076

Mains Cable for Euro Socket Strip For DIN 49 440 and French/Belgian Standard

- Mains plug CEE/VII: Euro socket IEC 320.
- Cable: H05VV-F 3G 1 mm².

- **Mains voltage**
- 250 VAC.
- **Nominal current**
- 10 A.

| L | Order No. | UP |
|------|---------------------|--------|
| 2000 | 04.000.054.9 | 1 unit |
| 6000 | 04.000.053.9 | 1 unit |



Mains Cable for Euro Socket Strip For Swiss Standard

- Mains plug: Type 12 - Euro socket IEC 320.
- Cable: H05VV-F 3G 1 mm².

- **Mains voltage**
- 250 VAC.
- **Nominal current**
- 10 A.

| L | Order No. | UP |
|------|---------------------|--------|
| 2000 | 04.000.055.9 | 1 unit |



DOS00078

Mains Cable for Euro Socket Strip For British Standard

- Mains plug: Type BS 1363 - IEC320 Euro socket.
- Cable: H05VV-F 3G 1 mm².

- **Mains voltage**
- 250 VAC.
- **Nominal current**
- 10 A.

| L | Order No. | UP |
|------|---------------------|--------|
| 2000 | 04.000.056.9 | 1 unit |



DOS00519

Euro Connection Cable

- Mains plug: IEC 320.
- Euro socket IEC 320.
- Cable: H05VV-F 3G 1 mm².
- USA: SJT AWG18 with USA approval.

- **Mains voltage**
- 250 VAC.
- **Nominal current**
- 10 A.

| L | Model | Order No. | UP |
|-----|-------|---------------------|--------|
| 900 | EU | 04.000.051.9 | 1 unit |
| 900 | USA | 04.000.052.9 | 1 unit |

Dimensions in mm:

| | | |
|------------|--------------------------------|------------------------|
| L = Length | n = Number of sockets | U = Standard rack unit |
| S = Switch | F1 = Standard side panel | UP = Packaging unit |
| | F2 = Design side panel | Safe = child-proof |
| | 19" = ideal for 19" components | |

Conversion:

| | |
|------|-----------------|
| 1 mm | = 0.03937 inch |
| 1 kg | = 2.2046 pounds |

Replace .x with the number of your color combination: .1 = RAL 7035, .6 = RAL 7035/RAL 2003



DOS20493

SafetySleeve™ Cable Protection IEC C19

- SafetySleeves protect the feed lines of the network equipment.
- Compatible with all C19 cables and fit onto all PDUs.

- **Material / Finish**
 - PVC, black.

| Model | Order No. | UP |
|------------------------|-------------------------|---------|
| C20 plug in C19 socket | 03.910.212.9 001 | 20 unit |



DOS20494

SafetySleeve™ Cable Protection IEC C13

- SafetySleeves protect the feed lines of the network equipment.
- Compatible with all C13 cables and fit onto all PDUs.

- **Material / Finish**
 - PVC, black.

| Model | Order No. | UP |
|------------------------|-------------------------|---------|
| C14 plug in C13 socket | 03.910.213.9 001 | 50 unit |

Dimensions in mm:

| | | |
|------------|--------------------------------|------------------------|
| L = Length | n = Number of sockets | U = Standard rack unit |
| S = Switch | F1 = Standard side panel | UP = Packaging unit |
| | F2 = Design side panel | Safe = child-proof |
| | 19" = ideal for 19" components | |

Conversion:

| | |
|------|-----------------|
| 1 mm | = 0.03937 inch |
| 1 kg | = 2.2046 pounds |

Replace .x with the number of your color combination: .1 = RAL 7035, .6 = RAL 7035/RAL 2003

Rack PDU Support and Warranty Options

Vertiv™ offers you various options to ensure that you get the support you need in the event of a fault. You can get in touch with your usual contact person directly or contact us by phone or e-mail.

Technical Support

- Website:
www.VertivCo.eu
- Telephone:
+800 1155 4499
- E-Mail:
eoc@VertivCo.com

Warranty Extension

When you purchase PDUs from us, you also have the option of ordering warranty extensions for certain models. The following overview shows you the various options available for increasing your service level.

| Warranty term (months) | Order No. | | |
|--|----------------|---------------|---------------|
| | 24 | 36 | 60 |
| MPH2 B Version (all B models vertical) | free of charge | WE1Y-MPH2VB | WE3Y-MPH2VB |
| MPH2 R, C, M Versions (all R, C, M models vertical) | free of charge | WE1Y-MPH2VRCM | WE3Y-MPH2VRCM |
| MPH2 B Version (all B models horizontal) | free of charge | WE1Y-MPH2HB | WE3Y-MPH2HB |
| MPH2 R, C, M Versions (all R, C, M models horizontal) | free of charge | WE1Y-MPH2HRCM | WE3Y-MPH2HRCM |
| MPX Components (excluding sensors and display) | free of charge | WE1Y-MPX | WE3Y-MPX |

If a warranty case should unfortunately arise for your product, we will decide whether to repair or replace the defective product based on the type of defect in question. Please contact your usual sales contact in such cases.

@Lock – solutions for racks

Access control for data centers and technical rooms

Data centers are broken into on a regular basis. In many cases, the intention is simply to steal high-quality IT equipment. However, breaking in may only be a pretense for stealing data and/or putting in place a man-in-the-middle infrastructure.

On 28 February 2011 for example, an important data center belonging to a global telecommunications service provider was paralyzed by intruders. Only a few weeks previously, a DC service provider working on behalf of a major health care company became the victim of an attempted break-in, which resulted in the entire security concept undergoing a TÜV audit. Generally speaking, attacks of this kind go undetected. Data centers are security areas and therefore need to be secured through various measures. An important part of this is controlling access to and in the data center.

Controlling access to the data center is usually achieved through a combination of organizational measures, e.g., gates and turnstiles, besides a building access control system.

Working with various partners, Vertiv has developed system concepts which not only improve physical security through access controls within the data center but also simplify operative processes, making them less susceptible to errors. These concepts are known as "@Lock".



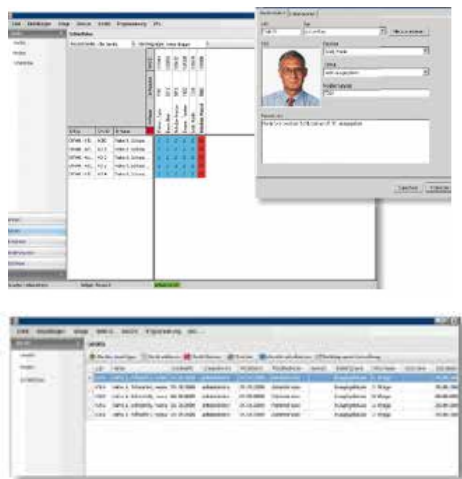
@lock solution with MLR handles in a co-location datacenter

Option 1: Transponder card system
@Lock "transponder card system" concept

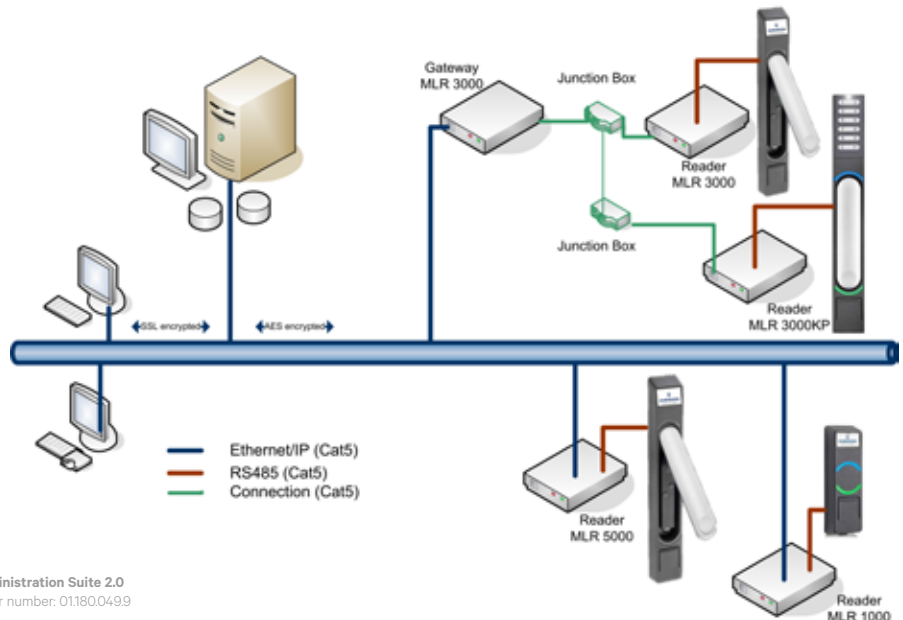
This system concept can be applied throughout – from the DC and cold aisle doors to the individual cabinets. In addition to the card readers and handles, the extensive "Administration Suite" management software is a key part of the system.

Thanks to its modular design and open infrastructure architecture, the new Administration Suite can be expanded as required and can also be implemented for third party providers.

- Encrypted data communication between the hardware, server and client.
- Runs on Windows 2000, Windows XP, Windows Vista, Windows Server 2003, Windows Server 2008, Citrix.
- Allows administration of various users with different types of authorization.
- Client/server capability.
- Web client-capable, SNMP alarming.
- Record changes made to the system by users.
- Straightforward user guidance in spite of extensive tools.
- Wide range of alarm messages.
- Automatic alarm notification via e-mail.
- Centralized locking plans and access management.
- Freely selectable four-eyes-principle.
- Support for the most common transponder types.
- Central management of various systems.
- Records all actions in "Log Events".
- Free replacement of the lock system if the authorizing medium is lost.
- Real-time visualization of the swing handle stations.
- Configuration of special days with different locking regimes.
- Allocation of time profiles for access.
- Able to export "Log Events".
- Multilingual software.



Administration Suite 2.0
 Order number: 01180.049.9



MLR 3000 and MLR 5000 handles are suitable for linking server or network cabinets to the transponder card system. The E-LINE, by Dirak mechatronic swing handles and the Administration Suite software, provide a convenient, reliable way of monitoring access to your data or server cabinet. With the Administration Suite software, security officers can conveniently monitor and manage access directly from a PC.

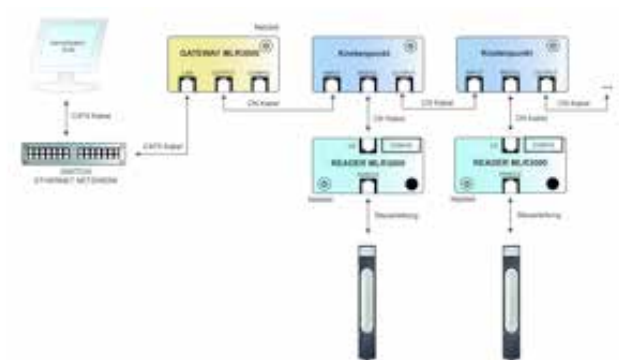
The integrated LEDs display alarm messages and types of authorization on the handle itself. As a result, technicians on site are given the same information that the Administration Suite software sends to the headquarters. LEDs at the top and bottom of the handle offer permanently high luminosity with low power consumption. As a result, the lock status can be determined quickly, even from a distance of several meters. The top LED can indicate various statuses, such as that the handle is ready to be opened or locked. The bottom LED displays whether the handle is within or

outside the temperature range for the cabinet selected by the customer. As a result, irregularities may be identified quickly, leaving enough time for appropriate action to be taken.

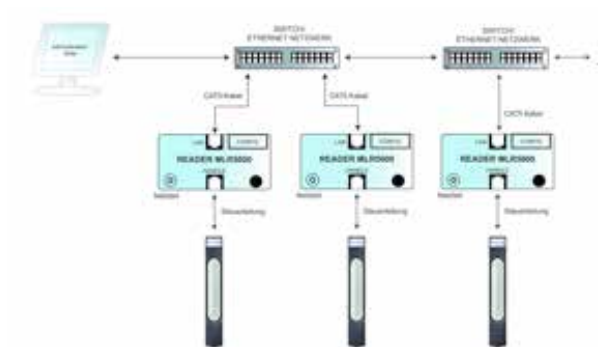
The information display integrated into the handle is backlit and allows customer-specific information, such as the cabinet row, cabinet number etc., to be added for extra clarity.

Handles are also available with integrated Keypad (MLR5000KP). They can be used with either keycard, keypad or both (two-factor-authentication).

@LockMLR3000



@LockMLR5000



Technical data – @Lock MLR3000/5000

| Handle electronics | |
|--|--|
| Two-part hardware design | Swing handle and reader unit |
| Visualization | Multicolored status LED |
| Reader | For 125 kHz transponders (HID 26 bit system), alternatively 13.56 MHz (MIFARE) |
| Reader | |
| Housing | Reader unit in plastic housing can be fixed with screws or self-adhesive pad |
| Power supply | 12 V ± 10 % (DC) via low voltage socket |
| Standby current (system ready) | 40 mA (DC) |
| Max. current consumption (with connector tightening) | 440 mA (DC) |
| RS232 interface for MLR3000 | RS232 cable (RXD, TXD, GND, Reader present, PC present), 38,400 baud |
| Current increase for MLR5000 via Ethernet interface | 125 mA (DC) |
| TCP/IP interface | Ethernet, 10/100 Autosense, up to 100 Mbaud |
| Connecting cable (reader - handle electronics) | 8-pole, 350 cm, UL stranded wire AWG 26, one side with gated RJ45 plug, one side with crimped JST ZH connector ZHR-8 |
| Relay output (via screw clamps) | 2.5 mm ² , can be screwed in from plug side, relay contact: 12 V, 3 A, 60 W, 120 |
| Door contact input (via screw clamps) | 2.5 mm ² , can be screwed in from plug side, terminals 1 and 2 |
| RS485 interface | RS485 cable to the E-LINE by DIRAK Gateway, (+/A, -/B), 38,400 baud |
| Memory capacity for transponder cards | 2000 + 1 master transponder |
| Memory capacity for events | 500 (ring memory) |
| Memory capacity for time profiles | 30 |
| Integrated real-time clock | With buffering of up to 60 min at 25 °C |
| Temperature range | -20°C – +70°C |

| Type | Model | Order No. | UP |
|----------------|------------------------------------|--------------------|--------|
| @LockMLR3000 | for Miracel and DCM front door | 01180.226.9 | 1 unit |
| @LockMLR3000 | for twin door (e.g. DCM rear door) | 01180.227.9 | 1 unit |
| @LockMLR5000 | for Miracel and DCM front door | 01180.228.9 | 1 unit |
| @LockMLR5000 | for twin door (e.g. DCM rear door) | 01180.229.9 | 1 unit |
| @LockMLR5000KP | for Miracel and DCM front door | 01180.240.9 | 1 unit |
| @LockMLR5000KP | for twin door (e.g. DCM rear door) | 01180.241.9 | 1 unit |

| Accessories | Bestell-Nr. | UP |
|---|---------------------|--------|
| Door contact | 06.108.115.9 | 1 unit |
| HID transponder card | 01180.040.9 | 1 unit |
| Desktop reader for the initial reading of transponder cards | 01180.128.9 | 1 unit |
| MLR3000 Gateway | 01180.111.9 | 1 unit |
| Plug-in power supply (Europe) | 01180.035.9 | 1 unit |

Other plug-in power supplies on request



Technical data – MLU3000/5000

MLU card readers can be used to connect a room door with existing electromechanical locking or motorized cold aisle door (Coolfex):

- Three-part hardware design MLU3000 set comprising: external MLU reader, network reader unit and MLU1000 lock.
Visualization on MLU reader: 2 x multicolored status LEDs and 1 x backlit information display.
Antenna for 125 kHz transponders (HID 26 bit system).
- **Optional MLU1000 lock**
 - Die-cast zinc (GDZn), color: matt chrome.
 - 4 m control cable.
 - Power supply 24 V DC +/- 10 % 100 mA.
 - Proximity sensor status contact.
 - Wall/sheeting thickness independent.
 - Electronic opening by interrupting the power supply.
- **MLU3000/MLU5000 network reader**
 - Housing reader unit in plastic housing can be fixed with screws or a self-adhesive pad.
 - Nominal input voltage 12/24/48 V ± 10 % (DC) depending on the electronic lock connected.
 - Standby current (system ready) 40 mA (DC).
 - Max. current consumption RJ12 (LOCK) 1.5 A (DC).
 - Max. current consumption via relay clamp 3.0 A (DC), clamps 10-11.
 - RS232 interface RS 232 cable (RXD, TXD, GND, Reader present, PC present), 38,400 baud.
 - Connecting cable (reader - external MLU antenna) 8-pole, 350 cm, UL stranded wire AWG 26, one side with gated RJ45 plug, one side with

- crimped JST ZH connector ZHR-8.
- Relay output (via screw clamps) 2.5 mm, can be screwed on from plug side, relay contact: 12 V, 3 A, 60 W, 120 VA, terminals 3 - 5.
- Door contact input (via screw clamps) 2.5 mm² can be screwed from plug side, terminals 1 and 2.
- RS485 - RS485 interface - cable to the E-LINE by DIRAK Gateway, (+/A, -/B), 38,400 baud (MLU3000).
- TCP/IP Ethernet interface, 10/100 Autosense, up to 100 MBit/s (MLU5000).
- Power off when open/closed: depending on the electronic lock connected, this is configured in the Administration Suite Config Tool.
- Memory capacity for transponder cards 2000: + 1 master transponder.
- Memory capacity for events: 500 (ring memory).
- Memory capacity for time profiles: 30.
- Integrated real-time clock with buffering of up to 60 min at 25 °C.
- Temperature range -20°C – +70°C.

| Type | Order No. | UP |
|----------|--------------------|--------|
| MLU 3000 | 01180.231.9 | 1 unit |
| MLU 5000 | 01180.232.9 | 1 unit |

Option 2: Potential-free contacts

@Lock "potential-free contacts" system concept

Swing handles from the @Lock MLR1000 range are suitable for connecting electromechanical swing handles to existing building management systems or local identification systems, in addition to complementing @LockBlueID or rack monitoring systems.

The handle can be opened as soon as its potential-free contacts are activated or a voltage of 12-24 V DC is supplied. Following activation, the MLR1000 switches to ready-to-open status.

During this period, the user can open the MLR1000 by pressing a button. The LED at the top of the handle offers permanently high luminosity with a low power consumption. As a result, the lock status can be determined quickly, even from a distance of several meters.

The information display integrated into the handle is backlit and allows customer-specific information such as the cabinet row, cabinet number etc., to be added for further clarity.

Technical data – @LockMLR1000

| Handle electronics | |
|--|--|
| Two-part hardware design | MLR1000 and MLR1000 Box |
| Visualization | Status LED |
| MLR1000 Box | |
| Housing | Interface unit, plastic housing can be fixed with screws or self-adhesive pad |
| Power supply | 12 V DC ± 10 % via screw clamps |
| Standby current (system ready) | 40 mA (DC) |
| Max. current consumption (with connector tightening) | 410 mA (DC) |
| Operating mode | 100 % ED |
| Relay control | 12V DC |
| Operating time | Max. 3 seconds |
| Contact output | 250 V AC, 2 A |
| Installation position | Vertical |
| Connection type | Screw clamps, 2.5mm ² |
| Connecting cable (reader - handle electronics) | 8-pole, 350 cm, UL stranded wire AWG 26, one side with gated RJ45 plug, one side with crimped JST ZH connector ZHR-8 |
| Temperature range | -20°C – +70°C |

| | @Lock MLR5000 | @Lock MLR3000 | @Lock MLR1000 | @Lock BlueID |
|------------------------|--|--|--|-------------------------------|
| Software necessary | Admin Suite | Admin Suite | Custom | Web browser, Mobile phone app |
| E-Line Administration | Yes | Yes | No | No |
| Suite Software | Yes | Yes | Yes | No |
| External emergency | Transponder card | Transponder card | Dependent on customer's equipment and software | BlueID |
| power supply connector | Yes | Gateway | No | Optional |
| Identification | Yes (in combination w. Administration Suite) | Yes (in combination w. Administration Suite) | Dependent on customer's equipment and software | Optional |
| IP support | Yes (in combination w. Administration Suite) | Yes (in combination w. Administration Suite) | Dependent on customer's equipment and software | No |
| Log files | Yes (in combination w. Administration Suite) | Yes (in combination w. Administration Suite) | Dependent on customer's equipment and software | Yes |
| User profiles | No | No | No | Yes |
| Four-eyes-principle | Eline by Dirak | Eline by Dirak | Eline by Dirak | BlueID by Baimos Technologies |
| Off-line mode | | | | |
| Technology partner | | | | |

| Type | Model | Order No. | UP |
|--------------|-------------------------------------|---------------------|--------|
| @LockMLR1000 | for Miracel and DCM front door | 01.180.224.9 | 1 unit |
| @LockMLR1000 | for twin doors (e.g. DCM rear door) | 01.180.225.9 | 1 unit |

Vertiv™ Knürr® RMS Compact II®

Constant Reliability with Remote Monitoring

The advantages of Vertiv Knürr's modern rack monitoring system:

- Guarantees fault-free operation.
- Early disturbance detection.
- Incident logging.
- Automatic monitoring simplifies maintenance.
- Activates countermeasures in the event of a malfunction.
- Central status control of: filters, paper, toner, meter readings, inspection intervals, and much more.
- Up to 12 sensors can be connected in any arrangement.

System Reliability and Availability

System and network management requirements mean the systems' ambient conditions must be monitored. Compliance with the required ambient parameters is extremely important for successful/continuous operation of high-grade components.

Management Software

Inadmissible fluctuations in temperature or humidity often cause hardware defects. Constant automatic monitoring of these parameters is therefore a basic requirement for safeguarding operability. All the relevant data can be recorded and forwarded directly to a higher-level management system, e.g. Nagios Vertiv Nform™ with the Vertiv Knürr RMS Compact II®.

Alarm Consolidation and Control

Simply recording data does not suffice to ward off damages. When faults occur, short response times are aided by the monitoring system triggering actions automatically (e.g. activating additional fans).

Fast Response

When defined incidents occur, the RMS Compact II can immediately send a message as an "SNMP trap" to the management system or directly as an e-mail to a technician or an SMS gateway.



Vertiv™ Knürr® RMS Compact II®

■ Description

- **Compact construction** - Zero unit solution (for mounting outside the 19" installation area).
- 19" installation with adapter bracket.
- Safe clamping of all connected cables with integrated cable clamping bracket.
- Cost-effective orderly installation with Plug & Play concept.
- Convenient cabling with RJ45 sensor connections.
- TCP/IP connection via Ethernet (10/100 Base T).
- Configuration via SNMP and Web-Browser.
- Web access is password-protected and optionally encrypted (https).
- 3 different user levels.
- Freely programmable filter system (Boolean logic) for implementing all alarm conditions.
- Compatible with standard network-management and infrastructure-management systems such as Vertiv Nform™ or Open-Source.
- Sensors for monitoring all relevant environmental influences (optional).
- Internal power supply for sensor equipment (no additional power supply necessary).
- Alarms via LEDs, relay, network management or e-mail (SMTP).
- Support from Modbus/TCP.
- System time balancing with NTP servers.

■ Technical data

- 12 universally usable sensor inputs for temperature and humidity sensors, digital (on/off) or analog sensors (0...10V).

- 3 digital outputs (2 x relay, max. 3 A at 230 VAC, 1 x 750 mA at 48 VDC).
- Power supply: 100 – 240 VAC.
- Operating voltage: 12 VDC.

■ Compliance

- CE Marking compliant with
 - 2014/35/EU Low Voltage Directive (LVD)
 - 2014/30/EU Electromagnetic Compatibility Directive (EMC)
- 2011/65/EU RoHS2 Directive.

■ Color

- RAL 7021, dark-grey.

■ Scope of delivery

- 1 x Knürr RMS Compact II.
- 1 x power supply unit.
- 2 x 19" mounting brackets.
- 1 x support bracket for power supply unit.
- 1 x CD ROM (with manual, MIB file)

■ How supplied

- In sets.



RMS20013



RMS20015



RMS20047



RMS20048

| W | H | D | Model | Order No. | UP |
|-----|----|-----|-----------------|---------------------|-------|
| 350 | 42 | 170 | RMS Compact II* | 06.108.200.8 | 1 set |




LUF20069

ECO Temperature Sensor

- **Quick and easy installation**
 - Insensitive to disturbances.
 - No additional power supply required.
 - The sensor must be recalibrated.
- **Technical data**
 - Temperature measurement range: 0..60°C.
 - Accuracy: ± 5 %.
- **Scope of delivery**
 - 1 x sensor.
 - 1 x mounting kit.

| Model | Order No. | UP |
|-------|--------------|--------|
| ECO | 06.108.220.9 | 1 unit |



RMS20019

(similar to picture)
RMS compact-specific

Humidity Sensor

- **Avoids dew**
 - Insensitive to disturbances.
 - Additional power supply required.
 - The sensor does not have to be recalibrated.
- **Technical data**
 - Air measurement range 30 – 90 %.
 - Accuracy: ± 5 %.
- **Scope of delivery**
 - 1 x sensor with RJ45 port.
 - 1 x mounting kit.

| Order No. | UP |
|--------------|--------|
| 06.108.212.9 | 1 unit |



RMS20031

Water Sensor

- **Conductive water spot sensor**
 - Detects presence of water.
- **Technical data**
 - Operating voltage: max. 24 VDC.
- **Scope of delivery**
 - 1 x sensor with 2 m connection cable.
 - 1 x mounting bracket.

| Order No. | UP |
|--------------|--------|
| 06.108.217.9 | 1 unit |



RMS20006

Door Contact Sensor

- **No additional magnet required**
 - Magnet bridge sensor works on all magnetic conductive materials (no special mating part required).
 - Can also be used for monitoring side panels and roof.
 - Standard cable length, 4 m.
- **Technical data**
 - Temperature range: -20° C to +70° C.
 - Switching voltage, max. 200 VDC.
 - Switching current, max. 500 mA.
- **Scope of delivery**
 - 1 x sensor with 4 m connection cable.
 - 1 x mounting kit.

| Order No. | UP |
|--------------|--------|
| 06.108.215.9 | 1 unit |



RMS20032

Air Speed Sensor

- **Fan and filter monitoring**
 - No additional power supply.
 - Automatic detection as analog sensor.
 - Does not have to be recalibrated.
 - Offset and alarm parameters can be set in RMS.
- **Technical data**
 - Measurement range: 0 to 1 m/s.
 - Non-linear measurement,

Value table:

| | |
|---------|----------------|
| < 0 m/s | < 1 V |
| 0 m/s | 1 V |
| 1 m/s | 1.7 V |
| 2 m/s | 2.9 V |
| 3 m/s | 4.1 V |
| 4 m/s | 5 V (6 V max.) |
- **Scope of delivery**
 - 1 x sensor with 4 m connection cable.
 - 1 x mounting kit.

| W | H | D | Order No. | UP |
|----|----|---|--------------|--------|
| 20 | 39 | 9 | 06.108.218.9 | 1 unit |

| Dimensions in mm: | | | | Conversion: | |
|-------------------|-------------------------|------------------------|-------------|----------------------|--|
| W = Width | h = Installation height | U = Standard rack unit | kg = Weight | 1 mm = 0.03937 inch | |
| H = Height | d = Insertion depth | (1 U = 44.45 mm) | | 1 kg = 2.2046 pounds | |
| D = Depth | L = Length | UP = Packaging unit | | | |

Smoke Detector

- **Sends signal to IT Department**
 - Optical smoke detector with VdS approval.
 - For early fire detection with smoke emission.
 - Power supply provided via RMS compact.
 - Standard cable length, 4 m.
- **Technical data**
 - Operates between -20°C and +75°C.
- **Scope of delivery**
 - 1 x sensor with 4 m connection cable.
 - 1 x mounting kit.

| W | H | Order No. | UP |
|------|----|---------------------|--------|
| Ø 90 | 75 | 06.108.211.9 | 1 unit |

Vibration Sensor

- **Protection against vandalism**
 - Detects vibrations.
 - Theft prevention.
 - Reset possible via Viewer software.
- **Scope of delivery**
 - 1 x sensor with 4 m connection cable.

| Order No. | UP |
|---------------------|--------|
| 06.108.213.9 | 1 unit |

Passive Infrared Movement Sensor

- **Security**
 - Room monitoring with state-of-the-art technology.
- **Technical data**
 - VdS approval: Classes A + B.
 - Range of volumetric lens: 2 – 16 m.
 - Long lens range: 29 – 50 m.
 - Curtain lens range: 17 – 30 m.
 - Manipulation monitoring.
 - Digital fault evaluation.
 - Corner or wall mounting.
- **Scope of delivery**
 - 1 x sensor with 4 m connection cable.
 - 1 x mounting kit.

| Order No. | UP |
|---------------------|--------|
| 06.108.214.9 | 1 unit |

Sensor Cable

- **Plug & Play for own sensors**
 - (Third party and/or any existing analogue/digital sensor)
 - The 4 m long cable is used for connecting further analog/digital sensors or alarm outputs to the sensor input of the Knürr RMS compact II.
 - One end of the cable has an RJ45 connection while other end is open.
 - The RMS automatically recognizes a sensor that is connected to this cable as an analog sensor.
 - A sensor can be supplied with 12 V voltage using the cable.
- **Technical data**
 - Length: 4 m.
- **Scope of delivery**
 - 1 x cable.
 - 1 x layout overview.
- **How supplied**
 - In sets.

| Model | L | Order No. | UP |
|----------------------|------|---------------------|--------|
| Analog sensor cable | 4000 | 06.108.225.9 | 1 unit |
| Digital sensor cable | 4000 | 06.108.224.9 | 1 unit |

Sensor Extension Cable

- **Flexible positioning of sensors**
 - The cable is used for extending RMS compact II sensors.
 - It consists of a cable with a connected RJ45 plug and an RJ45 connector.
- **Technical data**
 - Length: 3 m and 10 m.
- **Scope of delivery**
 - 1 x cable.
- **How supplied**
 - In sets.

| Model | L | Order No. | UP |
|------------------------|-------|---------------------|--------|
| Sensor extension cable | 3000 | 06.108.223.1 | 1 unit |
| Sensor extension cable | 10000 | 06.108.223.5 | 1 unit |

Power over Ethernet (PoE) Update Set

- **Save on cabling**
 - Saves on costly power supply installations (e.g. WLAN access points) or enables centralized UPSs for decentralized equipment (e.g. IP phones).
 - Using the PoE update set, the RMS can therefore support installations with the corresponding UPS concepts and/or non-standard IDF room.
- **Approvals**
 - EMI: FCC Part 15 Class B, CE Class B.
 - Safety: UL, TÜV.
- **Technical data**
 - Input: 48 V DC, 400 mA.
 - Output: 12 V DC (12 W).
 - Operating temperature: 0° to 40° C.
 - Storage temperature: -40° to 70° C.
 - Operating air humidity: 10% to 80% rel. humidity.
- **Scope of delivery**
 - 1 x PoE adapter.
 - 1 x mounting bracket for easy attachment to the RMS (similar to the classic power supply unit mounting bracket).
- **Dimensions**
 - Length: 81 mm.
 - Width: 52 mm.
 - Height: 28 mm.
- **How supplied**
 - In sets.

| Model | Order No. | UP |
|----------------|---------------------|--------|
| PoE update set | 06.108.230.8 | 1 unit |

Carbon Monoxide Alarm Sensor

- **Detects smoke-free gases and triggers an alarm**
 - Used for detecting carbon monoxide emitted by burning fire-retardant cables.
 - Sends signals carbon monoxide to the RMS and triggers an alarm.
 - Standard cable length, 4 m.
 - The RMS automatically recognizes this sensor as a digital sensor.
- **Color**
 - White.
- **Scope of delivery**
 - 1 x sensor.
 - 1 x sensor connection cable.
 - 1 x Mounting kit.
 - 1 x Instructions.
- **How supplied**
 - In sets.
- **Technical data**
 - Operating voltage: 12 VDC ($\pm 20\%$).
 - Power consumption: approx. 190 mA (idle) approx. 280 mA (alarm).
 - Sensitivity: 100 ppm CO.
 - Ambient temperature:
 - 15° C to 40° C.
 - Piezo alarm: approx. 85 dB(A) at 3 m away.
 - Protection rating: IP 20.
 - Switching output 12 V DC:
 - Max. 170 mA.
 - Relay output: Changeover contact, max. 5 A 230 V DC, max. 5 A 30 V DC.
 - Reset: automatic when the gas concentration falls below sensitivity level.
- **Dimensions**
 - Length: 140 mm.
 - Width: 125 mm.
 - Height: 40 mm.

| Model | Order No. | UP |
|------------------------------|--------------|--------|
| Carbon monoxide alarm sensor | 06.108.211.8 | 1 unit |

| Dimensions in mm: | | | | Conversion: | |
|-------------------|-------------------------|------------------------|-------------|----------------------|--|
| W = Width | h = Installation height | U = Standard rack unit | kg = Weight | 1 mm = 0.03937 inch | |
| H = Height | d = Insertion depth | (1 U = 44.45 mm) | | 1 kg = 2.2046 pounds | |
| D = Depth | L = Length | UP = Packaging unit | | | |

Vertiv™ Nform™

Increases Reliability and Energy Efficiency



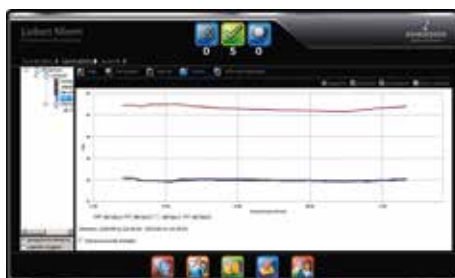
Vertiv™ Nform™ helps meet these requirements:

Overview of data center status

- Vertiv Nform is data-center monitoring software especially for Vertiv infrastructure systems with a trend analysis function, alarm management and result notifications.

What does Vertiv Nform offer?

- Vertiv Nform provides a uniform monitoring interface with an overview of the operative status of a large number of devices, such as:
 - PDUs: Liebert MPX®, Liebert MPH®, Knürr DIS Rack PDU® RM.
- Uninterrupted power supplies.
- Water-cooled racks, such as:
 - Vertiv Knürr CoolLoop®, Vertiv Knürr CoolTherm®.
- Thermal management equipment.
- Environmental monitoring systems, such as:
 - Vertiv Knürr RMS Compact II®.



Inline Metering System (IMS)

Optimum Upgrade Solution for Existing Installations

Vertiv Inline Metering System (IMS) benefits:

- Existing rack PDUs can be retrofitted for optimal savings.
- Almost all consumers can be integrated into the monitoring system, since numerous plug systems are provided (1 ph – 3 ph, max. 63 A per phase).
- Flexible installation inside or outside the rack (e.g. on shelf).

Monitoring is already part of the everyday routine in most data centers when it comes to system availability. Consequently, new systems are equipped with socket strips or **PDUs with integrated monitoring** (Managed PDUs or Adaptive PDUs). Yet, what can be done about existing systems containing socket strips or PDUs that do not provide measuring functions?

Vertiv's solution for this is called IMS (Inline Metering System). These modules allow existing racks with installed basic power distributors to be upgraded accordingly. As almost all server racks are supplied with an A and B-feed, **retrofitting is possible without have to interrupt operation**. The IMS modules can also be installed inside or outside the rack; e.g., on the shelf to save space.

IMS model series overview

VERTIV MPX IMS

Features

- The rack PDU software interface is familiar; communication card is the same as the ones for MPX/MPH.
- Highest possible reliability and availability with an operating temperature of max. 55°C.
- Comprehensive measurement functions (electricity, current, power and energy) with a high measurement accuracy of up to $\pm 1\%$.
- N-conductor overload with 3-phase systems can be prevented as the N-conductor current is monitored.
- Easy connection to the network of up to 4 Liebert MPX IMS / MPH / MPX with only one IP address.
- External sensors and a display can also be connected.





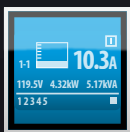
INPUT POWER

- Single-phase or three-phase
- 16 A up to max. 63 A




OUTPUT DISTRIBUTOR

- Single-phase or three-phase
- 16 A up to max. 63 A



MONITORING

- Input level.



LOCAL MONITORING

- Display for user (MPX™ IMS).



REMOTE MONITORING

- Secure web and SNMP interfaces



RACK PDU ARRAY™

- One IP address; up to 4 rack PDUs (MPX IMS)
- MPX, MPH™ and IMS in the same private network

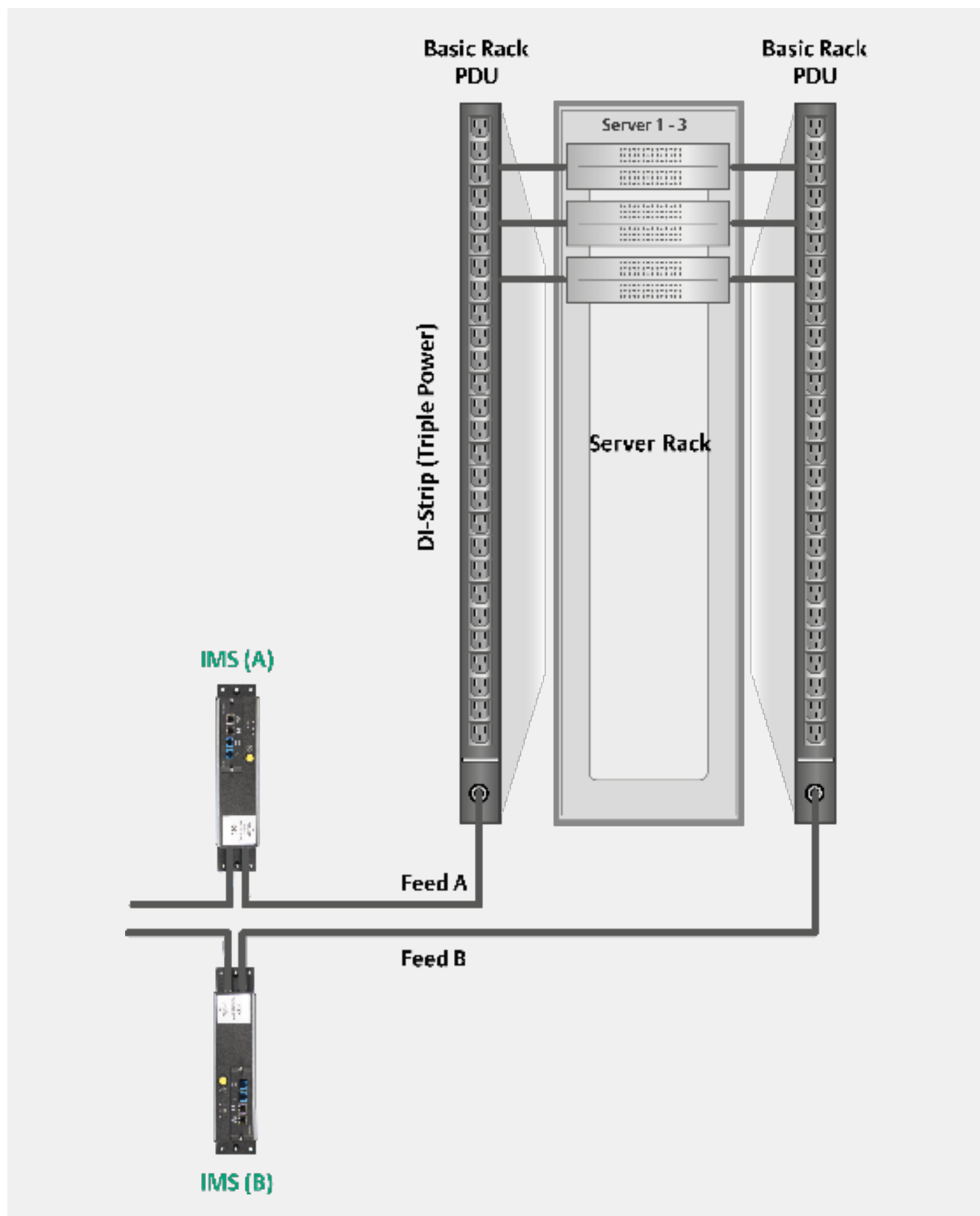
Vertiv IMS – product series

| Features | Vertiv MPX™ IMS | Knürr Modular IMS |
|--|--|---|
| Measurement module | ■ | ■ |
| Modular | | ■ |
| Display | External | |
| Remote interface | ■ | ■ |
| Measuring at input level | ■ | ■ |
| Measurement modules per IP address | 4 | 75 |
| Max. measurement points per IP address | 4 | 300 |
| Visualization at PDU level | ■ | ■ |
| Visualization at rack level | ■ | ■ |
| Visualization at room level | Only with additional software: Vertiv Nform or Avocent DSView | ■ |
| Measurement parameters | A, V, W, kWh | A, V, W, VA, Var, kWh, cosphi |
| Phase asymmetry analysis | ■ | ■ |
| External sensor connection options | ■ | ■ |
| Input power | 1 ph + 3 ph, max 63 A | 1 ph + 3 ph, max. 63 A (max. 4 feeds), max. 3 ph 999 A (via external transducer) |
| Connection option | IEC 60309 | IEC 60309, GST18, fixed connection |
| Protocols | HTTP, HTTPS, SNMP, Telnet | HTTP, HTTPS, SNMP v3, |
| Storage in external database | Only with additional software: Vertiv Nform or Avocent DSView | Oracle, MySQL, MSSQL |

Order number

| | | |
|------------|-----------------|------------|
| 1 ph. 16 A | MPXIMS-EHBBXS30 | On request |
| 1 ph. 32 A | MPXIMS-EHBBXQ30 | On request |
| 3 ph. 16 A | MPXIMS-EHBBXT30 | On request |
| 3 ph. 32 A | MPXIMS-EHBBXR30 | On request |
| 3 ph. 63 A | MPXIMS-EHBBXZ30 | On request |

Easy Upgrade from Basic Power Distributor to Measurement-enabled Power Distributor





IMS_8141

Vertiv™ MPX™ IMS

- Existing rack PDUs do not have to be replaced as the modules can be retrofitted.
- Almost all consumers can be integrated into the monitoring system, since numerous plug systems are provided (1 ph – 3 ph, max. 63 A per phase).
- Flexible installation inside or outside the rack (e.g. on shelf).
- Liebert® Rack PDU software interface is familiar; communication card is the same as the one for Liebert MPX/MPH.
- Highest possible reliability and availability with an operating temperature of max. 55°C.
- Comprehensive measurement functions (electricity, current, power and energy), with high measurement accuracy of up to ± 1%.
- N-conductor overload with 3-phase systems can be prevented since the N-conductor current is monitored.
- Easy connection to the network of up to 4 Liebert MPX IMS / MPH / MPX with only 1 IP address.
- External sensors and a display can also be connected.

■ Technical data

Interfaces:

- RJ-45 LAN port (10/100 MBit) for connecting to local area network (LAN) via an Ethernet cable.
- Expansion / administration port for local configuration using a computer / laptop, for setting up a link-up of several PDUs (Liebert MPX™ or MPH™).
- Serial interface RS232.
- Display port for connecting the RPC BDM (display module).
- External sensor port for connecting optional sensors.
- Remote management: Onboard web interface, CLI, SNMPv1, 2, 3, SSH, Telnet, integratable into Avocent ACS, UMG & MPU, DSView, Rack Power Manager, Vertiv Nform & Vertiv *Trellis* as well as Nagios or other management software programs.
- Authentication: local, remote; active directory, LDAP, TACACS, Radius, Kerberos.
- Encryption: MD5, AES, DES.

■ Supported technologies:

- Web support provided by Liebert MPX control and management. Authorized users can view status information via their network.
- SNMP support provided by Liebert MPX SNMP management.
- Easy integration into Vertiv Nform, Avocent DSVIEW3 and Nagios.

■ Material / Finish

- Enclosure: aluminum.
- Cover: sheet steel.

■ Dimensions

- Height: 81 mm.
- Width: 75 mm.
- Length: 266 mm.
- Input cable length: 3 m.
- Output cable length: 0.5 m.

■ Certification

- CE label in accordance with Low Voltage Directive 2006/95/EC.
- EMC Directive 2004/108/EC.
- BV GS.

■ Color

- Enclosure: aluminum/RAL 7021 dark-gray.

■ Scope of delivery

- 1 x MPXIMS-Module/power supply.

■ How supplied

- In sets.

| Model | L | Input values | Input connector | Output socket | Order No. | UP |
|--------------------------|-----|-------------------|----------------------|----------------------|------------------------|--------|
| Vertiv MPX™ IMS 1 x 16 A | 266 | 230 VAC, 16 A | IEC60309 1ph/N/PE 6h | IEC60309 1ph/N/PE 6h | MPXIMS-EHBXS30 | 1 unit |
| Vertiv MPX™ IMS 1 x 32 A | 266 | 230 VAC, 32A | IEC60309 1ph/N/PE 6h | IEC60309 1ph/N/PE 6h | MPXIMS-EHBXQ30 | 1 unit |
| Vertiv MPX™ IMS 3 x 16 A | 266 | 230/400 VAC, 16 A | IEC60309 1ph/N/PE 6h | IEC60309 1ph/N/PE 6h | MPXIMS-EHBAXT30 | 1 unit |
| Vertiv MPX™ IMS 3 x 32 A | 266 | 230/400 VAC, 32 A | IEC60309 1ph/N/PE 6h | IEC60309 1ph/N/PE 6h | MPXIMS-EHBAXR30 | 1 unit |
| Vertiv MPX™ IMS 3x63A | 266 | 230/400 VAC, 62A | IEC60309 3ph/N/PE 6h | IEC60309 3ph/N/PE 6h | MPXIMS-EHBBX30 | 1 unit |



IMS_Modular

Vertiv™ Knürr® Modular IMS

- Existing rack PDU's modules can be retrofitted.
 - Almost all consumers can be integrated into the monitoring system, since numerous plug systems are provided (1 ph – 3 ph, max. 63 A per phase).
 - Flexible installation inside or outside the rack (e.g. in shelf).
 - Extensive measurement functions (electricity, current, effective power, apparent power, reactive power, energy and power factor), with high measurement accuracy of up to 0.17% (referring to the end value of the specific measurement range).
 - Very high input currents can be measured (up to 999 A per phase via external transducer).
 - The modular setup means the solution can be customized (e.g. up to 4 in-feeds per module with different input plugs or even fixed feed).
 - Up to 75 modules can be controlled via one IP address.
 - Storage in external databases possible without additional software.
- **Technical data**
- The measurement modules can only be operated with a control unit.
 - No more than 75 measurement modules can be connected to a single control unit.
 - 2 x RJ 45 LAN Port 10/100MBit for local network connection (on the control unit).
 - Visualization of all connected measurement modules via WEB.
 - Status information visible via WEB.
 - Protocols: HTTP, HTTPS, SNMPv3.
- Storage in external data base possible (Oracle, MySQL, MSSQL).
 - Integration into building systems also possible via potential-free contacts.
 - Temperature sensors can be connected.
- **Dimensions**
- Length/depth (control unit): 600 mm.
 - Length/depth (module): 400 mm.
 - Width: 483 mm (19").
 - Height: 88.8 mm (2 U).
 - Power supply cable: length, 2 m.
 - Output: socket fixed on device.
- **Approvals/certificates**
- CE label in accordance with Low Voltage Directive 2006/95/EC.
 - EMC Directive 2004/108/EC.
 - FCC.
 - GS Certificate.
 - CB scheme.
- **Color**
- RAL 7021, dark-gray.
- **Scope of delivery**
- 1 x Measurement modules, control unit.
- **How supplied**
- In sets.

| Model | Input values | Input connector | Output socket | Order No. | UP |
|----------------------------|-----------------------|--------------------------|--------------------------|-------------------|--------|
| Knürr Modular IMS 1x16 A | 2 x 230 VAC, 16 A | 2 x IEC60309 1ph/N/PE 6h | 2 x IEC60309 1ph/N/PE 6h | On request | 1 unit |
| Knürr Modular IMS 1 x 32 A | 2 x 230 VAC, 32 A | 2 x IEC60309 1ph/N/PE 6h | 2 x IEC60309 1ph/N/PE 6h | On request | 1 unit |
| Knürr Modular IMS 3 x 16 A | 2 x 230/400 VAC; 16 A | 2 x IEC60309 1ph/N/PE 6h | 2 x IEC60309 1ph/N/PE 6h | On request | 1 unit |
| Knürr Modular IMS 3 x 32 A | 2 x 230/400 VAC; 32 A | 2 x IEC60309 1ph/N/PE 6h | 2 x IEC60309 1ph/N/PE 6h | On request | 1 unit |
| Knürr Modular control unit | | | | On request | 1 unit |

Glossary

Adaptive Architecture

Liebert Adaptive Architecture™

The Liebert Adaptive Architecture product and technology family distinguishes itself by delivering an ideal balance between minimal TCO and optimal availability.

Open Architecture/Closed Architecture

Open architecture utilizes cooling coils and the room's air volume as thermal storage to guarantee continuity in the event of power failures.

Closed architecture means that the rack is entirely closed off. The cooling coils are inside the enclosure. Other provisions must be made to bridge power failures.

Redundancy

Measure of a system's failure tolerance and the extent to which maintenance work can be performed on a product in operation without function loss.

- Systems without redundancy can fail as soon as one single component fails; or cannot be operated during maintenance work.
- Redundancy is achieved with the parallel setup of the same components, of which at least one of these is not required for the system to achieve 100 % functionality. Such a setup means that even the failure of important components or planned maintenance work will not impair the product's continuous operation. Redundancy concepts can therefore deliver very high system availability levels.
- The highest level of redundancy is attained with the installation of two independent systems whose incoming and outgoing lines are also separated. Preventive maintenance work or component faults do not impair the system's performance because the second system can take over the entire desired functionality at any time.

Industry Terms and Phrases

Availability

Availability is achieved through proven technology or a system that minimizes malfunction risks and downtimes of your IT system.

Flexibility

"Flexible" products and systems that can be reconfigured or extended to meet the requirements of new technologies, provide even more protection, or meet the requirements of corporate growth or business changes.

Total Cost Of Ownership

All operating costs (TCO) of a solution, including purchase, future changes and maintenance.

Power Supply

Power supply; three-phase (EMEA)

A three-phase power circuit has three conductors, an earth connection, and in most cases, a neutral conductor. Typical voltages for such power circuits are 380 V, 400 V and 415 V.

Power supply; single-phase (EMEA)

Single-phase power circuits have two cables and an earth connection. Typical voltages are 220 V, 230 V and 240 V.

Power density

More power. More heat generation. Less space. Since the performance of processors is constantly growing but the amount of space available is decreasing, power density rises (from less than 50 to more than 300 watt per m²). This generates far more heat, resulting in hot spots that can occur in your data center.

UPS types: Online and Line Interactive

An online UPS is used to back up critical applications and guarantee a continuous, uninterrupted power supply. Frequency and wave form are also regulated. A line-interactive UPS prevents voltage peaks and inadmissible power-supply parameters. This energy-efficient technology regulates the power supply and the battery backup system which is especially ideal for installations that rarely suffer power failures, but frequently suffer supply fluctuations.

Battery capacity

The percentage power capacity of your batteries, depending on their age, usage period, environment, ambient temperature and maintenance status. A normal VRLA battery can achieve 80% and has to be replaced after 3-5 years.

Battery runtime

The time (in minutes) in which your batteries provide power supply and protect your information in the event of a power or system failure.

kW

Standard measurement unit for electrical power. 1 kW is 1,000 W or power consumption of 1,000 joules per second. (1 joule is the required energy it takes to heat 1 kg of water by 1°C.)

Cooling

Back cooling

Absorbs the heat generated by air-cooled condensers and dry coolers for all ambient temperatures or heights. Hot air or hot water is drawn off; water is cooled and recirculated.

Precision cooling

The precise controlling and regulation of temperatures, moisture or air filtering.

Hot Aisle / Cold Aisle

A highly efficient method of improving performance with existing raised floor systems with high-density rack-based installations.

The racks and frames are set up to create "hot" and "cold aisles". Perforated bottom covers from which the raised floor's cool air flows are only placed in the cold aisles.

Sensible heat

"Sensible" or "tangible" heat can be directly sensed or measured. Sensible heat changes a material's temperature. Essentially, it provides information on temperature, comparable to that of a weather forecast. Sensible heat is measured with a thermometer. Servers, for example, emit solely sensible heat.

Latent heat

"Latent heat" is the heat energy that goes into a material's state change. During a thermally managed cooling process, latent heat is diverted into the air by vapor condensation when the air is cooled below dew point (dehumidification). Latent heat discharge does not have any effect on the temperature you feel.

Total heat

Total heat is composed of the heat content of the air (sensible heat) and the water-vapor mixture (latent heat). It is crucial for the thermal device's nominal power.

BTU

BTU is a heat energy unit. It is the amount of heat required to raise the temperature of 1 British pound of water by 1 degree Fahrenheit (at sea level). One ton of cooling power is equal to 12,000 BTU/hour.

Ton

A ton, in relation to cooling systems, is the amount of heat required to melt 1 ton of ice in 24 hours. A ton is equal to 12,000 BTU/hour or 3,025,900 calories/hour.

Centers of Expertise

When you partner with Vertiv for your business continuity needs across your enterprise, you benefit from more than products to support and protect your technology infrastructure.

Developing such a wide range of technologies gives us in-depth industry knowledge and a “big-picture” understanding of how all systems must work together within any critical environment.

We deliver this knowledge through Vertiv's Centers of Expertise: distinct areas of world-class products and services that help you determine what you need and where, depending on your application.

All so that you can keep your business moving forward for your customers.

- **AC Power**

Sustaining critical operations that simply can't go down. We deliver a full range of uninterruptible power systems plus STS devices, providing everything from individual products to integrated power protection solutions that keep network closets, computer rooms and data centers up and running.

- **DC Power**

Supporting voice and communication networks through reliable and efficient DC power. The extensive DC power portfolio includes a wide range of -48 V and 400 V DC systems; from sub-racks to large stand-alone systems. Improved reliability, increased energy efficiency and load balancing is enabled through the Intelligent Load Management functionality (patent pending).

- **Infrastructure Management & Monitoring**

Managing and monitoring critical environments at multiple sites around the clock. We make it easy in today's ROI-driven business environment, with comprehensive infrastructure management and monitoring systems for both IT and facilities. Solutions and services that provide continuous oversight of data centers, computer rooms and network closets, as well as wireless, wireline and enterprise telecom applications.

- **Power Switching & Controls**

Safeguarding facilities from operational disruption due to electrical power interruption. We provide ASCO® power-transfer switches, generator paralleling switchgear/power control systems, and touch screen SCADA for monitoring and control of the utility service and on-site backup power generators; all helping to ensure continuity of supply to essential and mission-critical communications, data-processing, life-safety, and other critical loads. Backed by the largest manufacturers, direct field based project management and service technicians in the industry.

- **Thermal Management**

Managing the heat transferred from the data center to the external environment, while assuring the right temperature and airflow for each server. The Thermal Management range of Liebert® solutions answers to all different customer needs and applications, adopting state-of-the-art technologies to achieve the highest efficiency while minimizing energy costs.



- **Racks & Integrated Solutions**

Optimizing technology and performance needs for indoor IT applications. We deliver standard and customized integrated cabinet solutions that meet unique and specific needs, from Knürr® and Liebert® rack solutions for computer rooms of all sizes to integrated racks with self-contained cooling, UPS and cable management in a solid, lockable cabinet.

- **Surge Protection**

Defending power, voice and data moving through a network against grid irregularities and dangerous electrical disturbances. Depending on the application, we offer Liebert® and PowerSure™ AC Power Protection, Islatrol™ Active Tracking Filters and Edco™ data/signal surge protective devices; all of which provide power protection to reduce downtime, saving crucial man-hours and extending equipment life.

- **Service and Solutions**

Delivering assessment, testing and reliability programs backed by the largest global services organization in the industry. We offer engineering, installation, startup services, project management and training together with entire life-cycle management including preventive and predictive maintenance, remote diagnostics, on-site operations management, and energy consumption monitoring.

Vertiv™

Data Center Infrastructure for Large Applications



Vertiv™ SmartAisle™


- Aisle containment.
- Provides highest energy efficiency.
- Control compatible with Thermal Management units.



Vertiv Knürr Power Distribution Rack

Central connection unit for power supplies in individual server racks.

- Interface between the low voltage feed and PDU.
- Individual plug-in units.
- Up to 346 kVA/Rack.



Rack PDU

Rack-based power distribution units.

- Supports strip-level metering, outlet-level switching and outlet-level metering/switching for remote power management and control.
- Horizontal and vertical models designed for a variety of rack configurations in branch and remote offices.

| | | | |
|---|-------------------------------------|--------------------------------------|-------------------|
| 1 AC Power | 3 Power Switching & Controls | 5 Racks & Integrated Cabinets | 7 DC Power |
| 2 Infrastructure Management & Monitoring | 4 Thermal Management | 6 Surge Protection | |



Service

Vertiv supports entire critical infrastructures with the largest global service organization and an extensive service offering, enhancing network availability and ensuring total peace of mind 24/7.

Our approach to servicing critical infrastructure covers all aspects of availability and performance: from single power and thermal management equipment to entire mission-critical systems.

The most comprehensive insurance for business protection can be obtained with a service program from Vertiv™ which includes access to Vertiv LIFE™ Service.



Vertiv™ LIFE™ Services

Vertiv LIFE Services provides remote diagnostics and preventive monitoring service for UPS and thermal management equipment.

Vertiv LIFE Services delivers increased uptime and operational efficiency by enabling continuous monitoring of your equipment, expert data analysis and field engineering expertise.

Through the data transferred from your equipment via Vertiv LIFE Services, our remote service experts gain the real-time insight and information needed to quickly identify, diagnose, and resolve any irregularities that may arise in operation, ultimately taking responsibility for your critical assets 24/7.



■ Vertiv Knürr® DCD

Passive chilled water heat exchanger.

- Cooling capacity up to 35 kW.
- "Room-neutral" design.
- Usable for third party racks.



■ Vertiv Knürr Miracel®/Knürr® DCM

Global rack platform for data centers, networks and telecommunications.

- Lightweight aluminum frame.
- T-slot system.
- Simple cable management.
- Holds up to 1,500 kg.
- Also available with @lock (electronic locking solutions).

INDEX

| Keyword | Product | Page |
|------------------------------|--------------------|---------|
| A | | |
| @lock | | 213 |
| Access control | Vertiv SmartAisle | 132 |
| Air partition | MIR2/DCM | 39 |
| Air partition | Kabelmanager | 77 |
| Air velocity sensor | RMS Compact II | 220 |
| Aisle discharge plenum | Vertiv SmartAisle | 135 |
| Alarm sensor | RMS Compact II | 222 |
| 19" aluminum strip | Smaract | 104 |
| Anti-tilt system | MIR2/DCM | 49 |
| B | | |
| Back plate | Smaract | 111 |
| Base | Smaract | 105 |
| Base frame | Kabelmanagement | 73, 75 |
| Base plate | MIR2/DCM | 36 |
| Baying connector | MIR2/DCM | 43 - 44 |
| 19" blanking plate | Systemzubehör | 51 |
| Bolt clamp | Kabelmanagement | 82 |
| 19" breadboard profile | MIR2/DCM | 40 |
| Brush strip | MIR2/DCM | 43, 79 |
| Bulkhead element | Vertiv SmartAisle | 133 |
| Busbar | Vertiv MPX | 171 |
| C | | |
| C profile rail | Kabelmanagement | 48 |
| Cabinet lighting | Systemzubehör | 59 |
| Cable conduit | DCM Colocation | 32 |
| Cable joint | Systemzubehör | 56 |
| Cable management | | 67 |
| Cable management rail | ConAct | 123 |
| Cable management strip | Kabelmanagement | 81 |
| Cable manager | Kabelmanagement | 76 - 80 |
| Cable removal protection | MPX | 172 |
| Cable removal protection | Knürr DIS Rack PDU | 211 |
| Cable retaining clip | Vertiv MPX | 172 |
| Cable routing brace | Miracel 2/DCM | 47 |
| Cable routing bracket | Kabelmanagement | 87 |
| Cable routing panel | Kabelmanagement | 80 |
| Cable routing ring | Kabelmanagement | 85 - 86 |
| Cable spool | Kabelmanagement | 87 |
| Cable trough | kabelmanager | 81 - 82 |
| Cage nut | Systemzubehör | 64 |
| Cascading | Kabelmanager | 80 |
| Center section | Kabelmanagement | 73 |
| Cold device connecting cable | Knürr DIS Rack PDU | 210 |
| Colocation rack | DCM | 131 |
| Color-coding | Vertiv MPH2 | 185 |


| Keyword | Product | Page |
|-----------------------------|--------------------|-------------|
| Combi Lock | MIR2/DCM | 46 |
| ConAct | | 119 |
| Connecting cable | PowerTrans2 | 161 |
| Connecting cable | Vertiv MPH2 | 184 |
| Connecting cable | Vertiv MPE | 189 |
| Connecting line | Knürr DIS Rack PDU | 209 |
| Connecting piece | Kabelmanagement | 74 |
| Connecting plate | Doublepro Rack | 117 |
| Connecting plate | Smaract | 109, 111 |
| Contact terminal | Systemzubehör | 66 |
| Contact terminal | Smaract | 107 |
| Contact terminal | Doublepro Rack | 117 |
| CoolBlast | Lüfteinheiten | 88, 90 - 94 |
| Countersunk screw | Systemzubehör | 64 |
| Cover | Kabelmanager | 75, 77 - 79 |
| Cover plate | Kabelmanagement | 74 |
| Cover screws | MIR2/DCM | 44 |
| Cover strip | MIR2/DCM | 45 |
| Crossbeam | MIR2/DCM | 43 |
| Crosswiring | Kabelmanagement | 75 |
| Customized SmartAisle | Vertiv SmartAisle | 142 |
| Cylinder screw | Systemzubehör | 65 |
| D | | |
| DCD | | 151 |
| DCM | | 20 |
| Depth profile sealing plate | DCM | 49 |
| Depth strut | Smaract | 105 |
| 19" desktop | Systemzubehör | 58 |
| Display module | Vertiv MPX | 172 |
| Display module | Vertiv MPH2 | 183 |
| 3-phase distribution block | Knürr DIS Rack PDU | 208 |
| Distributor box | Systemzubehör | 65 |
| Knürr DIS Rack PDU | | 190 |
| Document holder | Systemzubehör | 59 |
| Door contact sensor | RMS Compact II | 220 |
| Door contact switch | Systemzubehör | 66 |
| Doors | MIR2/DCM | 34 |
| Double base | Switchtube | 150 |
| Double base | Vertiv SmartAisle | 141 |
| Double door | Vertiv SmartAisle | 133 |
| Double swivel caster | Smaract | 106 |
| Double swivel caster | Doublepro Rack | 118 |
| DoublePro Rack | | 112 |
| 19" drawer | Systemzubehör | 58 - 59 |
| Dust cover | CoolBlast | 94 |

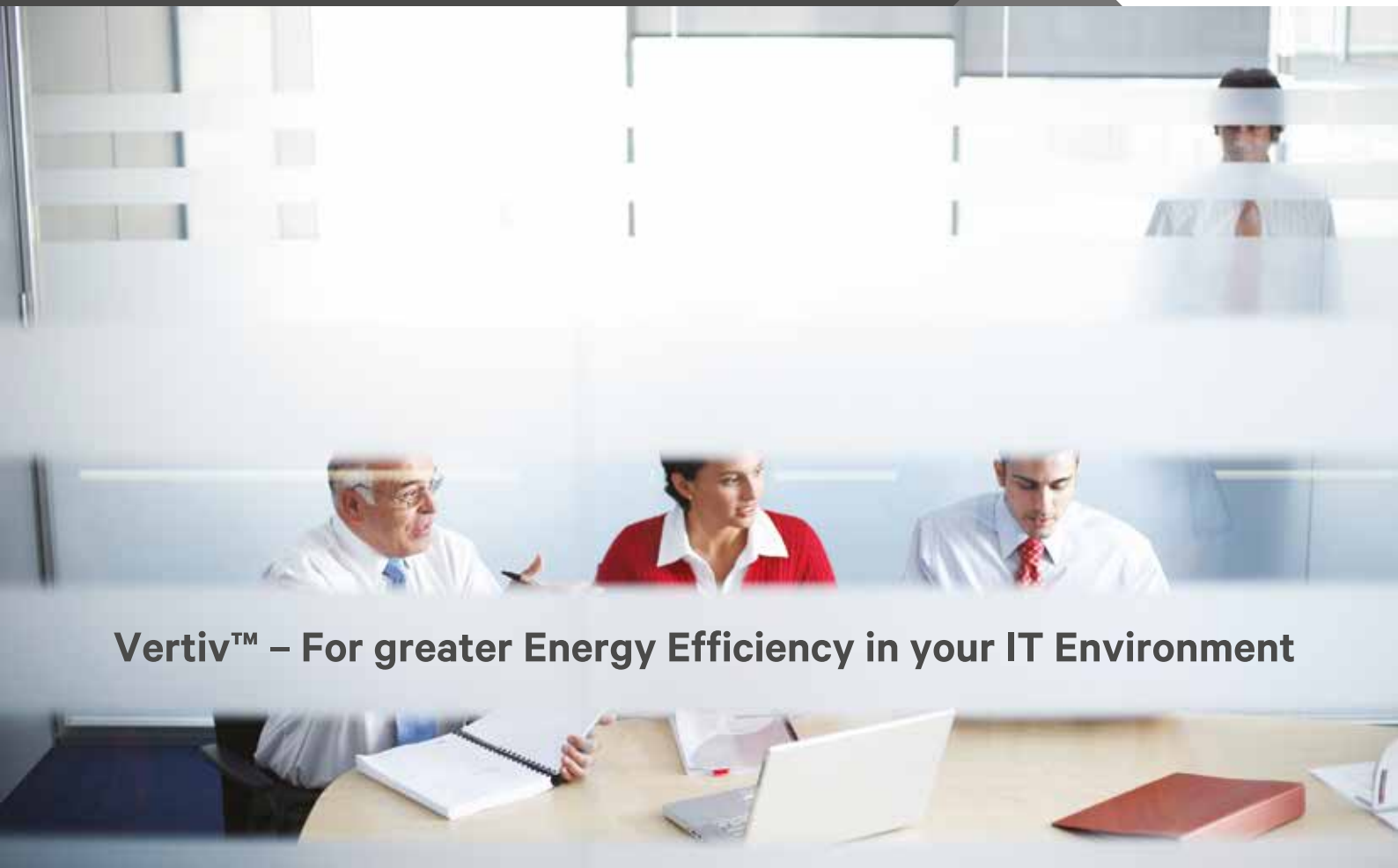
| Keyword | Product | Page |
|-----------------------------|-------------------|----------------|
| E | | |
| Earthquake kit | DCM | 49 |
| Electronic lock | Vertiv SmartAisle | 131, 136 - 137 |
| Enclosure | Vertiv SmartAisle | 124 |
| End piece | Kabelmanagement | 74 |
| End separator strip | Vertiv SmartAisle | 135 |
| Equipotential bonding bar | Systemzubehör | 66 |
| F | | |
| Fan rear panel | Doublepro Rack | 116 |
| Fan units | | 88 |
| Fiber optic cable | Kabelmanagement | 81 - 83 |
| Filling wall | Vertiv SmartAisle | 139 |
| Filter fan | Lüfteinheiten | 95 |
| Filter mat | MIR2/DCM | 43 |
| Filter mat | Smaract | 106 |
| 19" filter slot | Lüfteinheiten | 93 |
| Floor mounting | Smaract | 107 |
| Free-Standing SmartAisle | Vertiv SmartAisle | 143 |
| Front filter intake | CoolBlast | 94 |
| Front panel | Systemzubehör | 52 |
| Front panel | CoolBlast | 93 |
| Front panel | Lüfteinheiten | 96 |
| 19" front ventilation panel | Systemzubehör | 52 |
| G | | |
| Glass door | Smaract | 103 |
| Ground rail | Systemzubehör | 66 |
| Ground rail | Smaract | 107 |
| Ground rail | Doublepro Rack | 117 |
| Grounding kit | ConAct | 123 |
| Grounding kit | MIR2/DCM | 44 |
| Grounding kit | Doublepro Rack | 117 |
| H | | |
| Handle | Systemzubehör | 57 |
| 19" heavy duty base | Systemzubehör | 56 |
| Humidity sensor | RMS Compact II | 220 |
| I | | |
| IMS | | 224 |
| Infrared motion sensor | RMS Compact II | 221 |
| Input module | MPX | 169 |
| J | | |
| Junction box | Systemzubehör | 66 |
| K | | |
| Keyboard drawer | Systemzubehör | 58-59 |

| Keyword | Product | Page |
|-------------------------------|--------------------|-----------|
| L | | |
| Lifting eyes | MIR2/DCM | 45 |
| Lifting eyes | Smaract | 107 |
| 3 point lock | MIR2/DCM | 32 |
| Lock kit | MIR2/DCM | 46 |
| M | | |
| M5 threaded plate | Kabelmanagement | 82 |
| Mains cable | Knürr DIS Rack PDU | 210 |
| Maneuvering bar | Kabelmanagement | 84 |
| Maneuvering handle | Kabelmanagement | 83 - 85 |
| Mechanical lock | Vertiv SmartAisle | 132, 137 |
| Mesh cable tray | Kabelmanagement | 74 |
| Miracel 2 | | 4 |
| MLR1000 | | 217 |
| MLR3000 | | 215 - 217 |
| MLR5000 | | 215 - 217 |
| Mounting adapter | MIR2/DCM | 41 |
| Mounting adapter | Smaract | 104 |
| Mounting aid | Systemzubehör | 62 |
| Mounting bar | Kabelmanagement | 82 |
| Mounting bracket | Kabelmanagement | 73 |
| Mounting bracket | Doublepro Rack | 118 |
| Mounting kit | MIR2/DCM | 62 - 63 |
| Mounting kit | Smaract | 62 - 63 |
| Mounting kit | ConAct | 62 - 63 |
| Vertiv MPE | | 186 |
| Vertiv MPH2 | | 176 |
| Vertiv MPX | | 164 |
| Multifunctional strut | MIR2/DCM | 47 |
| N | | |
| Vertiv Nform | | 223 |
| O | | |
| Output module | Vertiv MPX | 168, 170 |
| Oval head screw | Systemzubehör | 64 - 65 |
| P | | |
| Partitioning wall | MIR2/DCM | 32, 38 |
| PDU bracket | MIR2/DCM | 48 |
| PDU mounting kit | Kabelmanagement | 48 |
| Plinth | MIR2/DCM | 37 |
| Plinth | Smaract | 106 |
| Plinth cover with cable entry | Smaract | 106 |
| 19" plug-in unit | PowerTrans2 | 161 |
| Plug connector | Knürr DIS Rack PDU | 209 |
| Power cable | Knürr DIS Rack PDU | 208 - 209 |
| PowerTrans2 | | 158 |

| Keyword | Product | Page |
|-------------------------------|--------------------|---------------------|
| Q | | |
| Quick release | MIR2/DCM | 44 |
| R | | |
| 19" raised floor | Systemzubehör | 54 - 56 |
| Rear panel | Smaract | 109 |
| Rear wall | Doublepro Rack | 116 |
| Replacement filter | CoolBlast | 94 |
| RMS Compact II | | 218 |
| Roof cabling | | 70 |
| Roof element | Vertiv SmartAisle | 134 - 135, 138, 140 |
| Rotating frame | MIR2/DCM | 42 |
| RPC2 | | 173 |
| S | | |
| Seal kit | Vertiv SmartAisle | 140 |
| Sealing frame | IP55 | 18 |
| Sensor box | Vertiv SmartAisle | 138 |
| Sensor cable | RMS Compact II | 221 |
| Sensor extension cable | RMS Compact II | 221 |
| Sensors | Vertiv MPX | 171, 183 |
| Sensors | Vertiv MPH2 | 171, 183 |
| Series terminal boxes | Systemzubehör | 66 |
| 19" sheet steel profile | Smaract | 104 |
| 19" shelf | Systemzubehör | 57 |
| Shim | Vertiv SmartAisle | 138 |
| Side section | MIR2/DCM | 56 - 57 |
| Side section screw connection | MIR2/DCM | 44 |
| Sliding door | Vertiv SmartAisle | 131 |
| Slot-in runner | Systemzubehör | 53 - 54 |
| Slot-in runner | Switchtube | 147 |
| Smaract | | 97 |
| SmartAisle | | 124 |
| Smoke detector | RMS Compact II | 221 |
| Socket connector | Knürr DIS Rack PDU | 209 |
| Spacer bolts | MIR2/DCM | 45 |
| Speedmount kit | Vertiv MPH2 | 185 |
| Spring nut | Systemzubehör | 64 |
| Stacking kit | Smaract | 107 |
| Support bracket, static | MIR2/DCM | 46 |
| Switch rack | Vertiv SmartAisle | 149 |
| Switch tube | Vertiv SmartAisle | 144 |

| Keyword | Product | Page |
|------------------------|-------------------|------------|
| T | | |
| Tape measure | MIR2/DCM | 40 - 41 |
| Temperature module | Lüftereinheiten | 96 |
| Temperature sensor | RMS Compact II | 220 |
| Tensiloc nut | Systemzubehör | 65 |
| Thermostat | Lüftereinheiten | 96 |
| Top cover | MIR2/DCM | 19, 35, 44 |
| Top cover | IP55 | 19 |
| Top cover | Smaract | 105 |
| Top cover | Kabelmanagement | 72 |
| Top guard strip | Vertiv SmartAisle | 140 |
| Top trim | Vertiv SmartAisle | 140 |
| Transition piece | Kabelmanagement | 73 |
| V | | |
| Velcro strip | Kabelmanagement | 85 - 86 |
| Ventilation unit | Smaract | 104 |
| Ventilation unit | ConAct | 123 |
| 19" vertical strip | ConAct | 123 |
| Vibration sensor | RMS Compact II | 221 |
| W | | |
| Wall mount | Smaract | 107 |
| Wall mounted enclosure | ConAct | 119 |





Vertiv™ – For greater Energy Efficiency in your IT Environment

Really reliable availability of business-critical networks requires a network infrastructure installation you can fully depend on, administration and continuous support.

This in turn depends on the power supply and cooling infrastructure supporting these systems and is based on the following key components:

- **Business-critical power supply**
- **Business-critical cooling**
- **Rack and enclosure systems**
- **Monitoring and management**
- **Proactive maintenance**

Vertiv has developed new power-supply-, cooling-, rack- and enclosure systems, as well as monitoring solutions which further support uninterrupted availability – and offer real added value that goes well beyond the sum of the individual solutions.

With our solutions we provide unsurpassed adaptability, individualization and the ability to integrate into the most diverse products and services.

We acquire extensive knowledge of the challenges you face and are in a position to meet your requirements.

Our exceptionally reliable and comprehensive solutions are tailored to your requirements – thereby providing the benefit of optimized strategic and operational efficiency enhanced reliability, higher flexibility and lower overall operating costs.

Drawing on the combined use of our knowledge, our experience and our resources, we deliver a demand-driven solution from a single source.

The result: an infrastructure that stays abreast of current and future requirements.



VertivCo.com | Vertiv Limited, George Curl Way, Southampton, SO18 2RY, VAT Number: GB188146827

© 2016 Vertiv Co. All rights reserved. Vertiv™, the Vertiv logo are trademarks or registered trademarks of Vertiv Co. All other names and logos referred to are trade names, trademarks or registered trademarks of their respective owners. While every precaution has been taken to ensure accuracy and completeness herein, Vertiv Co. assumes no responsibility, and disclaims all liability, for damages resulting from use of this information or for any errors or omissions. Specifications are subject to change without notice.