

# I verter

## Variable Speed Heat Pump Ductless Split Systems






## **EMI** **Single-Zone & Multi-Zone Systems**

*An EMI Ductless Split System consists of an indoor Air Handler unit and an outdoor Condenser unit with coolant lines and wires connecting both units.*



**Air Handler**



**Condenser**



**Ceiling Cassette**

### **Inverter Technology**

**EMI systems intelligently heat and cool without wasting energy.**

The compressor continuously adjusts its speed to match your desired comfort level; speeding up to provide the initial heating or cooling, then slowing down to maintain the desired temperature. This is far more efficient and provides better consistency than traditional "blast" style window air conditioning units which run fast and loud then turn off completely. This is good for your wallet and the environment.

### **Low Ambient Cooling and Heating**

Most models are able to operate at outdoor temperatures as low as -13F. This low ambient operating feature is ideal for areas that require year round cooling such as mechanical and data/computer server rooms.

## "Follow Me" Technology

When the "Follow Me" mode is activated, the system switches from the air handler-mounted room temperature sensor, to the sensor inside of the infrared handheld remote control. By doing this, the unit conditions to the space where you are, with the remote close at hand.

## Turbo Mode

The inverter system is capable of boosting the cooling or heating output for brief periods, by up to 115% of the rated capacity, at certain conditions. This allows more rapid cooling or heating of an over or unconditioned room, to the desired temperature.

## Auto Restart

If the system breaks off unexpectedly due to power failure, it will automatically restart with the previous function setting when power is restored.

## Auto-Level Swing Louvers

The horizontal (long) discharge air louver blades can be adjusted to better circulate airflow for cooling or heating, which can be manually adjusted in 6° intervals or swing up or down automatically. Typically the blades raise during cooling and lower for heating.

## 24-Hour Timer

Set a wide variety of timer-based operations, start and stop at specific times, control fan speed as well as cool, heat, and auto from anywhere in the room.

---

### The Efficient Solution

Homeowners and commercial establishments know sometimes you only need to cool or heat one area, not the entire building. Unlike traditional systems which are large, loud and inefficient, EMI Ductless Split Systems provide low cost and energy efficient heating and cooling exactly where you want it, without the need for expensive duct work and noisy machinery.

### The EMI Solution

The simple, quiet system is made up of an indoor Air Handler and a compact outdoor condenser connected through a small opening in a wall. EMI systems are perfect for homes of any size or businesses when you want complete control over your heating and cooling.





# Single-Zone Systems

115V 9-12K



- 21.5 & 22.5 High SEER Inverter Technology
- 9K & 12K Btuh Systems
- Heat Pump
- 115V/1ph/60Hz

Model			WALH09A SZ1H09A	WALH12A SZ1H12A
Indoor				
Outdoor				
Power Supply		V-Hz-Ph	115V-60Hz, 1Ph	115V-60Hz, 1Ph
Cooling	Nominal Capacity	Btu/h	9000	12000
	EER	Btu/w	13.5	12.5
	SEER	Btu/w	22.5	21.5
Heating	Capacity	Btu/h	9800	11800
	HSPF4	Btu/w	10.5	11.2
Low Temperature Capacity (17F)		Btu/h	7962	7425
Low Temperature Capacity (-5 F)		Btu/h	5408	4923
Operating Temperature Range - Outdoor Unit		Cooling	(-13F - 122F)	(-13F - 122F)
		Heating	(-13F - 86F)	(-13F - 86F)
Energy Star			Yes - Most Efficient	Yes - Most Efficient
Indoor air flow (Hi/Mi/Lo)		CFM	294/212/147	306/212/147
Indoor noise level (Hi/Mi/Lo)		dB(A)	36/32/23	36/32/23
Indoor Unit	Dimensions (W*D*H)	inches	31 9/16 x 7 7/16 x 11 11/16	31 9/16 x 7 7/16 x 11 11/16
	Dimensions (W*D*H)	mm	802 x 189 x 297	802 x 189 x 297
Outdoor Unit	Dimensions (W*D*H)	inches	30 5/16 x 11 13/16 x 21 7/8	31 1/2 x 13 1/8 x 21 13/16
	Dimensions (W*D*H)	mm	770 x 300 x 555	800 x 333 x 554
Refrigerant Precharge		ft	25	25
Additional charge for each ft		oz	0.161	0.161
Design Pressure		PSIG	550/340 PSIG	550/340 PSIG
Refrigerant Piping	Liquid side/Gas side	mm(inch)	6.35 x 9.52 (1/4" x 3/8")	6.35 x 12.7 (1/4" x 1/2")
	Max. refrigerant pipe length	m	25	25
	Max. refrigerant pipe length	ft	82	82
	Max difference in level	m	10	10
	Max difference in level	ft	33	33
Minimum Circuit Ampacity		Amps	15	15
Max Fuse Size		Amps	15	20
Thermostat Type -Standard - Supplied with unit			Handheld Remote Control	Handheld Remote Control
Thermostat Type - Optional Wired Wall - Purchase separately			Wall Thermostat	Wall Thermostat



# Single-Zone Systems

208V-230V 9-24K



9-12K



18K



24K

- 20.5-22.8 High SEER Inverter Technology
- 9K, 12K, 18K, 24K Btuh Systems
- Heat Pump
- 208V-230V/1ph/60Hz



Model			WALH09D SZ1H09D	WALH12D SZ1H12D	WALH18D SZ1H18D	WALH24D SZ1H24D
Indoor	Outdoor					
Power Supply		V-Hz-Ph	208-230V-60Hz, 1Ph	208-230V-60Hz, 1Ph	208-230V-60Hz, 1Ph	208-230V-60Hz, 1Ph
Cooling	Nominal Capacity	Btu/h	9000	12000	18000	24000
	EER	Btu/w	14.0	13.0	13.0	12.5
	SEER	Btu/w	22.8	21.5	20.8	20.5
Heating	Capacity	Btu/h	9800	12000	18000	24000
	HSPF4	Btu/w	10.5	9.8	10.0	10.0
Low Temperature Capacity (17F)		Btu/h	7962	7425	13856	17045
Low Temperature Capacity (-5F)		Btu/h	5408	4923	8102	9652
Operating Temperature Range - Outdoor Unit		Cooling	(-13F - 122F)	(-13F - 122F)	(-13F - 122F)	(-13F - 122F)
		Heating	(-13F - 86F)	(-13F - 86F)	(-13F - 86F)	(-13F - 86F)
Energy Star			Yes - Most Efficient	Yes	Yes - Most Efficient	Yes - Most Efficient
Indoor air flow (Hi/Mi/Lo)		CFM	264/205/141	306/211/147	559/364/306	618/470/323
Indoor noise level (Hi/Mi/Lo)		dB(A)	36.5/30/25	36.5/30/25	43/38/32	47.5/42/33
Indoor Unit	Dimensions (W*D*H)	inches	31 9/16 x 7 7/16 x 11 11/16	31 9/16 x 7 7/16 x 11 11/16	42 1/2 x 8 7/8 x 13 3/16	42 1/2 x 8 7/8 x 13 3/16
	Dimensions (W*D*H)	mm	802 x 189 x 297	802 x 189 x 297	1080 x 226 x 335	1080 x 226 x 335
Outdoor Unit	Dimensions (W*D*H)	inches	30 5/16 x 11 13/16 x 21 7/8	31 1/2 x 13 1/8 x 21 13/16	33 1/4 x 14 5/16 x 27 5/8	37 1/4 x 16 9/16 x 31 7/8
	Dimensions (W*D*H)	mm	770 x 300 x 555	800 x 333 x 554	845 x 363 x 702	946 x 420 x 810
Refrigerant Precharge		ft	25	25	25	25
Additional charge for each ft		oz	0.161	0.161	0.161	0.322
Design Pressure		PSIG	550/340 PSIG	550/340 PSIG	550/340 PSIG	550/340 PSIG
Refrigerant Piping	Liquid side/Gas side	mm(inch)	6.35 x 9.52 (1/4" x 3/8")	6.35 x 12.7 (1/4" x 1/2")	6.35 x 12.7 (1/4" x 1/2")	9.52 x 16 (3/8" x 5/8")
	Max. refrigerant pipe length	m	25	25	30	50
	Max. refrigerant pipe length	ft	82	82	98	164
	Max difference in level	m	10	10	20	25
	Max difference in level	ft	33	33	66	82
Minimum Circuit Ampacity		Amps	15	15	15	15
Max Fuse Size		Amps	15	15	20	25
Thermostat Type - Standard - Supplied with unit			Handheld Remote Control	Handheld Remote Control	Handheld Remote Control	Handheld Remote Control
Thermostat Type - Optional Wired Wall - Purchase separately			Wall Thermostat	Wall Thermostat	Wall Thermostat	Wall Thermostat




# Single-Zone Systems

208V-230V 30-36K



- 16-18 SEER Inverter Technology
- 30K & 36K Btuh Systems
- Heat Pump
- 208V-230V/1ph/60Hz



Model			WALH30D SZ1H30D	WALH36D SZ1H36D
Indoor	Outdoor			
Power Supply		V-Hz-Ph	208-230V-60Hz, 1Ph	208-230V-60Hz, 1Ph
Cooling	Nominal Capacity	Btu/h	30000	36000
	EER	Btu/w	10.5	8.5
	SEER	Btu/w	18	16
Heating	Capacity	Btu/h	30000	36000
	HSPF4	Btu/w	9.6	10.0
Low Temperature Capacity (17F)		Btu/h	22547	23546
Low Temperature Capacity (5F)		Btu/h	16401	17456
Operating Temperature Range - Outdoor Unit		Cooling	(5F - 122F)	(5F - 122F)
		Heating	(5F - 86F)	(5F - 86F)
Energy Star			No	No
Indoor air flow (Hi/Mi/Lo)		CFM	794/618/470	853/647/470
Indoor noise level (Hi/Mi/Lo)		dB(A)	52/44/35	52/44/36
Indoor Unit	Dimensions (W*D*H)	inches	49 9/16 x 11 1/8 x 14 1/4	49 9/16 x 11 1/8 x 14 1/4
	Dimensions (W*D*H)	mm	1259 x 282 x 362	1259 x 282 x 362
Outdoor Unit	Dimensions (W*D*H)	inches	37 1/4 x 16 9/16 x 31 7/8	37 1/4 x 16 9/16 x 31 7/8
	Dimensions (W*D*H)	mm	946 x 420 x 810	946 x 420 x 810
Refrigerant Precharge		ft	25	25
Additional charge for each ft		oz	0.322	0.322
Design Pressure		PSIG	550/340 PSIG	550/340 PSIG
Refrigerant Piping	Liquid side/Gas side	mm (inch)	9.52 x 16 (3/8" x 5/8")	9.52 x 16 (3/8" x 5/8")
	Max. refrigerant pipe length	m	50	65
	Max. refrigerant pipe length	ft	164	213
	Max difference in level	m	25	30
	Max difference in level	ft	82	98
Minimum Circuit Ampacity		Amps	20	25
Max Fuse Size		Amps	30	35
Thermostat Type - Standard - Supplied With unit			Handheld Remote Control Only	Handheld Remote Control Only
Thermostat Type - Optional Wired Wall - Purchase separately			Wall Thermostat	Wall Thermostat



# Single-Zone Systems

208V-230V 9-24K



9-12K



18K



24K

- 20-21.5 High SEER Inverter Technology
- 9K, 12K, 18K, 24K Btuh Systems
- Heat Pump
- 208V-230V/1ph/60Hz



Model			CASH09D SZ1H09D	CASH12D SZ1H12D	CASH18D SZ1H18D	CASH24D SZ1H24D
Indoor	Outdoor	V-Hz-Ph	208-230V-60Hz, 1Ph	208-230V-60Hz, 1Ph	208-230V-60Hz, 1Ph	208-230V-60Hz, 1Ph
Cooling	Nominal Capacity	Btu/h	9000	12000	18000	24000
	EER	Btu/w	13.0	14.0	12.5	12.5
	SEER	Btu/w	20	21.5	20	20
Heating	Capacity	Btu/h	10000	12000	18000	24400
	HSPF4	Btu/w	10.5	10.5	10.3	10.5
Low Temperature Capacity (17F)		Btu/h	7962	7425	13856	17045
Low Temperature Capacity (-5F)		Btu/h	5408	4923	8102	9652
Operating Temperature Range - Outdoor Unit		Cooling	(-13F - 122F)	(-13F - 122F)	(-13F - 122F)	(-13F - 122F)
		Heating	(-13F - 86F)	(-13F - 86F)	(-13F - 86F)	(-13F - 86F)
Energy Star			Yes - Most Efficient	Yes - Most Efficient	Yes - Most Efficient	Yes - Most Efficient
Indoor air flow (Hi/Mi/Lo)		CFM	374/301/257	379/309/261	560/483/415	700/636/573
Indoor noise level (Hi/Mi/Lo)		dB(A)	41/37/33	43/39/36	44/39/36	51/47/43
Indoor Unit	Dimensions (W*D*H)	inches	22 7/16 x 22 7/16 x 10 1/4	22 7/16 x 22 7/16 x 10 1/4	22 7/16 x 22 7/16 x 10 1/4	35 7/16 x 35 7/16 x 8 9/16
	Dimensions (W*D*H)	mm	570 x 570 x 260	570 x 570 x 260	570 x 570 x 260	900 x 900 x 217
Indoor Unit Facia	Dimensions (W*D*H)	inches	28 1/8 x 28 1/8 x 4 13/16	28 1/8 x 28 1/8 x 4 13/16	28 1/8 x 28 1/8 x 4 13/16	40 3/4 x 40 3/4 x 3 3/16
	Dimensions (W*D*H)	mm	715 x 715 x 123	715 x 715 x 123	715 x 715 x 123	1035 x 1035 x 90
Refrigerant Piping	Liquid side/Gas side	mm(inch)	6.35 x 9.52 (1/4" x 3/8")	6.35 x 12.7 (1/4" x 1/2")	6.35 x 12.7 (1/4" x 1/2")	9.52 x 15.9 (3/8" x 5/8")
Facia Panel - Must be ordered with Cassette Unit - Packaged and sold separately.						
Facia Part Numbers			TMBQ403E	TMBQ403E	TMBQ403E	TMBQ02C1
Minimum Circuit Ampacity	Amps		15	15	15	15
Max Fuse Size	Amps		15	15	20	25
Thermostat Type - Standard - Supplied with unit			Handheld Remote Control	Handheld Remote Control	Handheld Remote Control	Handheld Remote Control
Thermostat Type - Optional Wired Wall - Purchase separately			Wall Thermostat	Wall Thermostat	Wall Thermostat	Wall Thermostat



# Multi-Zone Systems


208V-230V 18-36K



18K



27K



36K

- 21.3-22.5 High SEER Inverter Technology
- 18K, 27K & 36K Btuh Systems
- Heat Pump
- 208V-230V/1ph/60Hz

Model Outdoor			MZ2H18D	MZ3H27D	MZ4H36D	MZ5H45DAA
Power Supply		V-Hz-Ph	208-230V-60Hz, 1Ph	208-230V-60Hz, 1Ph	208-230V-60Hz, 1Ph	208-230V-60Hz, 1Ph
Cooling	Nominal Capacity	Btu/h	17000	27000	36000	48000
	EER	Btu/w	12.5	12.0	10.9	11.6
	SEER	Btu/w	21.3	22.0	22.5	21.5
Heating	Capacity	Btu/h	18000	28000	36000	48000
	HSPF4	Btu/w	10.0	9.8	10.3	10.4
Low Temperature Capacity (5F)		Btu/h	14200	20900	28800	35800
Operating Temperature Range - Outdoor unit		Cooling	(-13F - 122F)	(-13F - 122F)	(-13F - 122F)	(-13F - 122F)
		Heating	(-13F-86F)	(-13F-86F)	(-13F-86F)	(-13F-86F)
Energy Star			Yes - Most Efficient	No	No	No
Outdoor Unit	Dimensions (W*D*H)	inches	33 ¼ x 14 ¾ x 27 ¾	37 ¼ x 16 ½ x 31 ¾	37 ¼ x 16 ½ x 31 ¾	37 ½ x 16 ¾ x 52 ½
	Dimensions (W*D*H)	mm	845 x 363 x 702	946 x 410 x 810	946 x 410 x 810	952 x 415 x 1333
Refrigerant Precharge		ft	25	25	25	25
Additional charge for each ft		oz	0.161	0.161	0.161	0.32
Design Pressure		PSIG	550/340 PSIG	550/340 PSIG	550/340 PSIG	550/340 PSIG
Refrigerant Piping	Liquid side/Gas side Flare nut with imperial threads	Inches (mm)	1/4" x 3/8" (6.35 x 9.52)	1/4" x 3/8" (6.35 x 9.52)	1/4" x 3/8" (6.35 x 9.52)	1/4" x 3/8" (6.35 x 9.52)
	Max. refrigerant pipe length - All indoor units	Feet (meters)	98 (30)	148 (45)	197 (60)	246 (75)
	Max. refrigerant pipe length - One indoor unit	Feet (meters)	66 (20)	82 (25)	98 (30)	98 (30)
	Max difference between OD higher than indoor	Feet (meters)	33 (10)	33 (10)	33 (10)	33 (10)
	Max difference between OD lower than indoor	Feet (meters)	49 (15)	49 (15)	49 (15)	49 (15)
Minimum Circuit Ampacity		Amps	15	19	27	35
Max Fuse Size		Amps	20	25	40	50





# Multi-Zone Systems

208V-230V 9-24K



Multi-zone System Condensers can use either a Wall Air Handler or a Ceiling Cassette

Model Indoor			WALH09D	WALH12D	WALH18D	WALH24D
Power Supply	V-Hz-Ph		208-230V-60Hz, 1Ph	208-230V-60Hz, 1Ph	208-230V-60Hz, 1Ph	208-230V-60Hz, 1Ph
Indoor air flow (Hi/Mi/Lo)	CFM		264/205/141	306/211/147	559/364/306	618/470/323
Indoor noise level (Hi/Mi/Lo)	dB(A)		36.5/30/25	36.5/30/25	43/38/32	47.5/42/33
Indoor Unit	Dimensions (W*D*H)	inches	31 5/16 x 7 3/16 x 11 11/16	31 5/16 x 7 3/16 x 11 11/16	42 1/2 x 8 7/8 x 13 3/16	42 1/2 x 8 7/8 x 13 3/16
	Dimensions (W*D*H)	mm	802 x 189 x 297	802 x 189 x 297	1080 x 226 x 335	1080 x 226 x 335
Refrigerant Piping	Liquid side/Gas side	mm(inch)	6.35 x 9.52(1/4" x 3/8")	6.35 x 12.7(1/4" x 1/2")	6.35 x 12.7(1/4" x 1/2")	9.52 x 15.9(3/8" x 5/8")
Thermostat Type - Standard - Supplied with unit			Handheld Remote Control	Handheld Remote Control	Handheld Remote Control	Handheld Remote Control
Thermostat Type - Optional Wired Wall - Purchase separately			Wall Thermostat	Wall Thermostat	Wall Thermostat	Wall Thermostat

Model Indoor			CASH09D	CASH12D	CASH18D	CASH24D
Power Supply	V-Hz-Ph		208-230V-60Hz, 1Ph	208-230V-60Hz, 1Ph	208-230V-60Hz, 1Ph	208-230V-60Hz, 1Ph
Indoor air flow (Hi/Mi/Lo)	CFM		374/301/257	379/309/261	560/483/415	700/636/573
Indoor noise level (Hi/Mi/Lo)	dB(A)		41/37/33	43/39/36	44/39/36	51/47/43
Indoor Unit	Dimensions (W*D*H)	inches	22 7/16 x 22 7/16 x 10 1/4	22 7/16 x 22 7/16 x 10 1/4	22 7/16 x 22 7/16 x 10 1/4	35 7/16 x 35 7/16 x 8 9/16
	Dimensions (W*D*H)	mm	570 x 570 x 260	570 x 570 x 260	570 x 570 x 260	900 x 900 x 217
Indoor Unit Facia	Dimensions (W*D*H)	inches	28 1/8 x 28 1/8 x 4 13/16	28 1/8 x 28 1/8 x 4 13/16	28 1/8 x 28 1/8 x 4 13/16	40 3/4 x 40 3/4 x 3 3/16
	Dimensions (W*D*H)	mm	715 x 715 x 123	715 x 715 x 123	715 x 715 x 123	1035 x 1035 x 90
Refrigerant Piping	Liquid side/Gas side	mm(inch)	6.35 x 9.52(1/4" x 3/8")	6.35 x 12.7(1/4" x 1/2")	6.35 x 12.7(1/4" x 1/2")	9.52 x 15.9(3/8" x 5/8")
Facia Panel - Must be ordered with Cassette Unit - Packaged and sold separately.						
Facia Part Numbers			TMBQ403E	TMBQ403E	TMBQ403E	TMBQ02C1
Thermostat Type - Standard - Supplied with unit			Handheld Remote Control	Handheld Remote Control	Handheld Remote Control	Handheld Remote Control
Thermostat Type - Optional Wired Wall - Purchase separately			Wall Thermostat	Wall Thermostat	Wall Thermostat	Wall Thermostat



# I-verter Series Combinations

Air Handler Combinations, per Condenser Model				
Model #	2-Zone	3-Zone	4-Zone	5-Zone
MZ2H18DAA	9K + 9K	N/A	N/A	N/A
	9K + 12K			
	12K + 12K			
MZ3H27DAA	9K + 9K	9K + 9K + 9K	N/A	N/A
	9K + 12K	9K + 9K + 12K		
	9K + 18K	9K + 12K + 12K		
	12K + 12K	9K + 9K + 18K		
	12K + 18K	12K + 12K + 12K		
	18K + 18K			
MZ4H36DAA	9K + 9K	9K + 9K + 9K	9K + 9K + 9K + 9K	N/A
	9K + 12K	9K + 9K + 12K	9K + 9K + 9K + 12K	
	9K + 18K	9K + 9K + 18K	9K + 9K + 9K + 18K	
	9K + 24K	9K + 12K + 12K	9K + 9K + 12K + 12K	
	12K + 12K	9K + 12K + 18K	9K + 9K + 12K + 18K	
	12K + 18K	9K + 18K + 18K	9K + 12K + 12K + 12K	
	12K + 24K	12K + 12K + 12K	12K + 12K + 12K + 12K	
	18K + 18K	12K + 12K + 18K		
		12K + 12K + 24K		
		12K + 18K + 18K		
MZ5H45DAA	9K + 18K	9K + 9K + 9K	9K + 9K + 9K + 9K	9K + 9K + 9K + 9K + 9K
	9K + 24K	9K + 9K + 12K	9K + 9K + 9K + 12K	9K + 9K + 9K + 9K + 12K
	12K + 12K	9K + 9K + 18K	9K + 9K + 9K + 18K	9K + 9K + 9K + 9K + 18K
	12K + 18K	9K + 9K + 24K	9K + 9K + 9K + 24K	9K + 9K + 9K + 9K + 24K
	12K + 24K	9K + 12K + 12K	9K + 9K + 12K + 12K	9K + 9K + 9K + 12K + 12K
	18K + 18K	9K + 12K + 18K	9K + 9K + 12K + 18K	9K + 9K + 9K + 12K + 18K
	18K + 24K	9K + 12K + 24K	9K + 9K + 12K + 24K	9K + 9K + 9K + 18K + 18K
	24K + 24K	9K + 18K + 18K	9K + 9K + 18K + 18K	9K + 9K + 12K + 12K + 12K
		9K + 18K + 24K	9K + 9K + 18K + 24K	9K + 9K + 12K + 12K + 18K
		9K + 24K + 24K	9K + 12K + 12K + 12K	9K + 12K + 12K + 12K + 12K
		12K + 12K + 12K	9K + 12K + 12K + 18K	9K + 12K + 12K + 12K + 18K
		12K + 12K + 18K	9K + 12K + 18K + 18K	12K + 12K + 12K + 12K + 12K
		12K + 12K + 24K	9K + 12K + 12K + 24K	
		12K + 18K + 18K	12K + 12K + 12K + 18K	
		12K + 18K + 24K	12K + 12K + 12K + 24K	
		12K + 24K + 24K	12K + 12K + 18K + 18K	
		18K + 18K + 18K		
	18K + 18K + 24K			

Note: If total indoor units load exceeds nominal capacity of outdoor unit, the practical output capacity of every indoor unit will be correspondingly attenuated. This situation is very evident during heat mode.



# Remote Control Options

## Handheld Remote Controller

Every EMI System comes with an easy to use handheld remote so you can adjust your comfort level at the touch of a button.

- Enabling "Follow Me" Technology. When the "Follow Me" mode is activated, the system switches from the air handler-mounted room temperature sensor, to the sensor inside of the infrared handheld remote control. By doing this, the unit conditions to the space where you are, with the remote close at hand.
- Enabling Timer Modes - On a schedule? Control a variety of settings with precision through the Timer Mode and never worry about arriving to a cold home again. If the system stops due to a power outage, it will automatically restart to its last setting when the power comes back.



## Optional wired wall thermostat

Instead of a hand-held remote controller, the unit can be wired to an I-verter wall mounted thermostat.





## Single-Zone and Multi-Zone Ductless Split Systems

For complete product information, please refer to individual unit specifications, installation and operation manual, and other product literature found on [www.enviromaster.com](http://www.enviromaster.com). Due to on-going product development, specifications are subject to change without notice.



### Peace of Mind Comprehensive Warranty

EMI systems feature a limited 2-year parts  
and 6-year compressor warranty.



**ECR** *international*  
EST. 1928  
A Family of Heating & Cooling Brands.

ECR International, Inc. 2201 Dwyer Avenue • Utica, New York 13501 • 800-325-5479 • [www.enviromaster.com](http://www.enviromaster.com)  
In Canada: Morden National Sales • 6850 Base Line • Wallaceburg, Ontario N8A 2K6 • 519-627-0791