

# TruComfort™ Variable Speed Cooling Single Phase – 2-5 Tons



**XV20i**  
(Variable Speed)

**Table SC-1-A – XV20i R-410A TruComfort™ Variable Speed Cooling (30–100% capacity)—with Trane Link<sup>Ⓢ</sup>**

Model Number	Power Supply	Nom. Cap. Cooling (BTUH)	Uncrated Dimensions (in.)			Shipping Weight (lbs.)	Sound** Rating	MCA*	Max. Fuse*	Line Size (in)	
			H	W	D					OD Gas	OD Liq.
4TTV0X24A1000A	208/230/1/60	24,000	46	33	30	228	66	17.0	25	3/4	3/8
4TTV0X36A1000A	208/230/1/60	36,000	47	37	34	263	70	18.0	25	3/4	3/8
4TTV0X48A1000A	208/230/1/60	48,000	47	37	34	285	74	23.0	35	7/8	3/8
4TTV0X60A1000A	208/230/1/60	54,000	51	37	34	299	75	27.0	40	7/8	3/8
4TTV0X61A1000A	208/230/1/60	54,000	51	37	34	329	75	27.0	40	7/8	3/8



**XV18**  
(Variable Speed)

**Table SC-1-B – XV18 R-410A TruComfort™ Variable Speed Cooling (30–100% capacity)—with Trane Link<sup>Ⓢ</sup>**

Model Number	Power Supply	Nom. Cap. Cooling (BTUH)	Uncrated Dimensions (in.)			Shipping Weight (lbs.)	Sound** Rating	MCA*	Max. Fuse*	Line Size (in)	
			H	W	D					OD Gas	OD Liq.
4TTV8X24A1000A	208/230/1/60	24,000	41	33	30	217	66	17.0	25	3/4	3/8
4TTV8X36A1000A	208/230/1/60	36,000	41	33	30	228	70	18.0	25	3/4	3/8
4TTV8X48A1000A	208/230/1/60	48,000	41	37	34	270	74	23.0	35	7/8	3/8
4TTV8X60A1000A	208/230/1/60	54,000	45	37	34	284	75	27.0	40	7/8	3/8



**XV17**  
(Variable Speed)

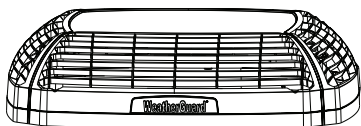
**Table SC-1-C – XV17 R-410A TruComfort™ Variable Speed Cooling (30–100% capacity)—with Trane Link<sup>Ⓢ</sup>**

Model Number	Power Supply	Nom. Cap. Cooling (BTUH)	Uncrated Dimensions (in.)			Shipping Weight (lbs.)	Sound** Rating	MCA*	Max. Fuse*	Line Size (in)	
			H	W	D					OD Gas	OD Liq.
4TTV7X24A1000A	208/230/1/60	24,000	41	30	33	217	66	19.0	25	3/4	3/8
4TTV7X36A1000A	208/230/1/60	36,000	41	30	33	228	71	27.0	30	3/4	3/8
4TTV7X48A1000A	208/230/1/60	48,000	41	34	37	270	74	43.0	45	7/8	3/8
4TTV7X60A1000A	208/230/1/60	60,000	45	34	37	284	75	46.0	50	7/8	3/8

<sup>Ⓢ</sup> Must use UX360 Smart Thermostat and SC360 System Control.

\* Information subject to change. Please confirm with current Product Data/Service Facts for current factory production.

\*\* Rated in accordance with AHRI Standard 270-2008 (Min/Max when applicable).



## WEATHERGUARD™ TOP ACCESSORY

BAYTWGR0003 - Fits base sizes 33"x30" (WxD)

BAYTWGR0004 - Fits base sizes 37"x34" (WxD)



# TruComfort™ Variable Speed Cooling Single Phase – 2-5 Tons

Split System Cooling

**Table SC-2-A – Features**

	XV20i (4TTV0)	XV18 (4TTV8)	XV17 (4TTV7)
• SEER2 up to .....	21.50	18.00	17.00
• Climatuff™ compressor.....	1	1	1
• Number of stages .....	Variable	Variable	Variable
• Comfort-R™ mode approved .....	✓	✓	✓
• Trane Link system.....	✓	✓	✓
• DuraTuff™ base, fast complete drain, weatherproof .....	✓	✓	✓
• Quick-Sess™ cabinet, service access & refrigerant connections with full coil protection .....	✓	✓	✓
• Spine Fin™ coil .....	✓	✓	✓
• Weatherguard™ II top.....	✓	—	—
• Compressor sound enclosure.....	✓	✓	✓
• Compressor sump heat .....	✓	✓	✓
• Factory supplied charge.....	R-410A	R-410A	R-410A
• Glossy corrosion resistant finish.....	✓	✓	✓
• High pressure switch .....	✓	✓	✓
• Low pressure switch .....	✓	✓	✓
• Internal high / low pressure & temperature protection .....	✓	✓	✓
• Liquid line filter drier - factory installed or factory supplied for field install .....	✓	✓	✓
• Seacoast shield - factory installed.....	✓	—	—
• Tarpaulin gray cabinet .....	✓	✓	✓
• 12-year registered limited warranty on compressor, 10-year on outdoor coil & all other functional parts (Residential Use)*.....	✓	✓	✓
• <b>Extended warranties available</b> .....	✓	✓	✓

\* Registered Limited Warranty terms are available when you register within 60 days of installation. You can register online at [Trane.com](http://Trane.com) or by phone at 855-260-2975, otherwise Trane's Base Limited Warranty terms will apply. Base Limited Warranty information on specific products can be found on [ComfortSite.com](http://ComfortSite.com).

**Table SC-2-B – Optional Accessories**

Model Number	Description	Shipping Weight			
BAYECMT023	Extreme Conditions Mounting Kit (Base 2/3)	2	2	2-3	2-3
BAYECMT004	Extreme Conditions Mounting Kit (Base 4)	2	3-5	048-60	048-60
BAYISLT101	Rubber Isolators	1	✓	✓	✓
BAYVEN002	Enhanced Sound Enclosure	2	✓	✓	✓
BAYLEGS007	Snow Legs - 7" High (Black)	1	✓	✓	✓
BAYLEGS004	Snow Legs - 4" High (Black)	1	✓	✓	✓
BAYVDTA003	Vertical Discharge Air Kit Base 3	10	2	—	—
BAYVDTA004	Vertical Discharge Air Kit Base 4	10	3-5	—	—
BAYSEAC001	Seacoast Kit	1	—	✓	✓
PAI00309①	Heresite Spraypaint	1	✓	✓	✓
BAYSEN01ATEMPA	External Ambient Kit		✓	✓	✓
BAYTWGR0004	<b>WEATHERGUARD™</b> Top - Fits unit base size of (W x D) of 37" X 34"		—	048-060	048-060
BAYTWGR0003	<b>WEATHERGUARD™</b> Top - Fits unit base size of (W x D) of 33" X 30"		—	024-036	024-036
BAYECC001	Extreme Coastal Conditions Kit*		✓	✓	✓
BAYCAKT002	SmartCharge™ automatic charging solenoid kit.....		✓	✓	✓

\* Not for use in Arizona or other extreme heat applications.†

**Comfort Controls – See Comfort Controls/Zone Sensors Section**

① Used for additional seacoast corrosion protection. Refer to bulletin number UN-SVB11A-EN for application information.

# Split System Cooling Single Phase – 1½-5 Tons



**XL17i**  
(Two Stage)

**Table SC-3-A – XL17i R-410A Split System Two Stage Cooling (70/100% capacity)**

Model Number	Power Supply	Nom. Cap. Cooling (BTUH)	Uncrated Dimensions (in.)			Shipping Weight (lbs.)	Sound** Rating	MCA*	Max. Fuse*	Line Size (in)	
			H	W	D					OD Gas	OD Liq.
4TTX7024E1000A	208/230/1/60	24,000	47	37	34	313	72	13.4	20	¾	⅜
4TTX7036E1000A	208/230/1/60	36,000	51	37	34	321	72	18.4	30	¾	⅜
4TTX7048E1000A	208/230/1/60	48,000	51	37	34	336	73	28.0	45	⅞	⅜
4TTX7060E1000A	208/230/1/60	54,000	51	37	34	332	74	35.0	60	⅞	⅜



**XL15i**  
(Single Stage)

**Table SC-3-B – XL15i R-410A Split System Single Stage Cooling**

Model Number	Power Supply	Nom. Cap. Cooling (BTUH)	Uncrated Dimensions (in.)			Shipping Weight (lbs.)	Sound** Rating	MCA*	Max. Fuse*	Line Size (in)	
			H	W	D					OD Gas	OD Liq.
4TTX5018N1000A	208/230/1/60	18,000	35	33	30	200	73	12.0	20	¾	⅜
4TTX5024N1000A	208/230/1/60	24,000	35	33	30	201	73	13.0	20	¾	⅜
4TTX5030N1000A	208/230/1/60	30,000	42	33	30	231	73	17.0	25	¾	⅜
4TTX5036N1000A	208/230/1/60	36,000	43	37	34	255	71	18.0	30	¾	⅜
4TTX5042N1000A	208/230/1/60	42,000	51	37	34	327	72	21.0	35	¾	⅜
4TTX5048N1000A	208/230/1/60	48,000	51	37	34	331	72	24.0	40	⅞	⅜
4TTX5060N1000A	208/230/1/60	54,000	51	37	34	331	71	28.0	50	1⅞	⅜

\* Information subject to change. Please confirm with current Product Data/Service Facts for current factory production.

\*\* Rated in accordance with AHRI Standard 270-2008 (Min/Max when applicable).



# Split System Cooling Single Phase – 1½-5 Tons

Split System Cooling

**Table SC-4-A – Features**

	XL17i (4TTX7)	XL15i (4TTX5)
• SEER2 up to .....	17.20	15.60
• Climatuff™ compressor.....	1	1
• Number of stages .....	2	1
• Comfort-R™ mode approved .....	✓	✓
• DuraTuff™ base, fast complete drain, weatherproof .....	✓	✓
• Quick-Sess™ cabinet, service access & refrigerant connections with full coil protection .....	✓	✓
• Spine Fin™ coil .....	✓	✓
• Weatherguard™ II top.....	✓	✓
• Factory supplied charge.....	R-410A	R-410A
• Glossy corrosion resistant finish.....	✓	✓
• High pressure switch .....	✓	✓
• Low pressure switch .....	✓	✓
• Internal high / low pressure & temperature protection .....	✓	✓
• Liquid line filter drier - factory installed or factory supplied for field install .....	✓	✓
• Start kit-factory installed.....	—	1½-2
• Seacoast shield - factory installed.....	✓	✓
• Tarpaulin gray cabinet .....	✓	✓
• 12-year registered limited warranty on compressor, 10-year on outdoor coil & all other functional parts (Residential Use)*.....	✓	✓
• Extended warranties available.....	✓	✓

\* Registered Limited Warranty terms are available when you register within 60 days of installation. You can register online at Trane.com or by phone at 855-260-2975, otherwise Trane's Base Limited Warranty terms will apply. Base Limited Warranty information on specific products can be found on ComfortSite.com.


**Table SC-4-B – Optional Accessories**

Model Number	Description	Shipping Weight		
AY28X079.....	Evap. Defrost Control Kit.....	1.....	✓	—
BAYCCHT301RES .....	Crankcase Heater Kit (Scroll) .....	1.....	4-5	3½-5
BAYCCHT302RES .....	Crankcase Heater Kit (Scroll) .....	1.....	2-3	1½-3
BAYECMT003 .....	Extreme Conditions Mounting Kit (Base 3) .....	2.....	—	1½-2½
BAYECMT004 .....	Extreme Conditions Mounting Kit (Base 4) .....	2.....	✓	3-5
BAYISLT101 .....	Rubber Isolators .....	1.....	✓	✓
BAYKSKT263.....	Start kit.....	1.....	2-3	2½-5
BAYKSKT266.....	Start kit.....	1.....	4-5	—
BAYLEGS007.....	Snow Legs - 7" High (Black) .....	1.....	✓	✓
BAYLEGS004.....	Snow Legs - 4" High (Black) .....	1.....	✓	✓
BAYLOAM107A .....	Low Ambient Kit .....	1.....	✓	✓
BAYVDTA003 .....	Vertical Discharge Air Kit Base 3 .....	10.....	—	1½-2½
BAYVDTA004 .....	Vertical Discharge Air Kit Base 4 .....	10.....	✓	3-5
TAYASCT501A①② .....	Anti-Short Cycle Timer .....	2.....	✓	✓
PAI00309③.....	Heresite Spraypaint .....	1.....	✓	✓

**Comfort Controls – See Comfort Controls/Zone Sensors Section**

- ① Not for use with programmable thermostats.
- ② Activated on Power Off.
- ③ Used for additional seacoast corrosion protection. Refer to bulletin number UN-SVB11A-EN for application information.


# Split System Cooling Single Phase – 1½-5 Tons



**XR16  
(Two Stage)**

**Table SC-5-A – XR16 R-410A Split System Two Stage Cooling (70/100% capacity)**

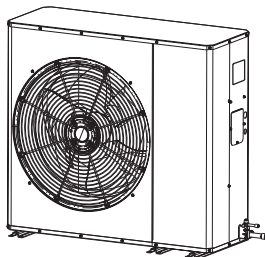
Model Number	Power Supply	Nom. Cap. Cooling (BTUH)	Uncrated Dimensions (in.)			Shipping Weight (lbs.)	Sound** Rating	MCA*	Max. Fuse*	Line Size (in)	
			H	W	D					OD Gas	OD Liq.
4TTR6024N1000A	208/230/1/60	24,000	41	37	34	280	72	13.4	20	¾	⅜
4TTR6036N1000A	208/230/1/60	36,000	45	37	34	288	72	18.4	30	¾	⅜
4TTR6048N1000A	208/230/1/60	48,000	45	37	34	296	73	28.0	45	7/8	⅜
4TTR6060N1000A	208/230/1/60	54,000	45	37	34	312	74	35.0	60	1 1/8	⅜



**XR15  
(Single Stage)**

**Table SC-5-B – XR15 R-410A Split System Single Stage Cooling**

Model Number	Power Supply	Nom. Cap. Cooling (BTUH)	Uncrated Dimensions (in.)			Shipping Weight (lbs.)	Sound** Rating	MCA*	Max. Fuse*	Line Size (in)	
			H	W	D					OD Gas	OD Liq.
4TTR5018N1000A	208/230/1/60	18,000	29	33	30	189	73	12.0	20	¾	⅜
4TTR5024N1000A	208/230/1/60	24,000	29	33	30	190	73	13.0	20	¾	⅜
4TTR5030N1000A	208/230/1/60	30,000	37	33	30	220	73	17.0	25	¾	⅜
4TTR5036N1000A	208/230/1/60	36,000	37	37	34	246	71	18.0	30	7/8	⅜
4TTR5042N1000A	208/230/1/60	42,000	45	37	34	302	72	21.0	35	7/8	⅜
4TTR5048N1000A	208/230/1/60	48,000	45	37	34	306	72	24.0	40	7/8	⅜
4TTR5060N1000A	208/230/1/60	54,000	45	37	34	306	71	28.0	50	7/8	⅜



**XR15  
(Single Stage)**

**Table SC-5-C – XR15 R-410A Side Discharge Single Stage Cooling**

Model Number	Power Supply	Nom. Cap. Cooling (BTUH)	Uncrated Dimensions (in.)			Shipping Weight (lbs.)	Sound** Rating	MCA*	Max. Fuse*	Line Size (in)	
			H	W	D					OD Gas	OD Liq.
4TTL5024N1000A①	208/230/1/60	24,000	37	47	18	224	70	15.0	25	¾	⅜
4TTL5030N1000A①	208/230/1/60	30,000	37	47	18	224	70	15.0	25	¾	⅜
4TTL5036N1000A①	208/230/1/60	36,000	37	47	18	226	72	17.0	30	7/8	⅜
4TTL5042N1000A①	208/230/1/60	42,000	43	47	18	266	74	24.0	40	7/8	⅜
4TTL5048N1000A①	208/230/1/60	48,000	43	47	18	266	74	24.0	40	7/8	⅜

① For coastal applications where units are installed within one (1) mile of salt water, epoxy coated models are available for order. Model numbers with "COT" in the eleventh (11) through thirteenth (13) digits represent an epoxy coated coil. Example: 4TTL6036A1COTA

These models have an 8 week lead time after order.

\* Information subject to change. Please confirm with current Product Data/Service Facts for current factory production.

\*\* Rated in accordance with AHRI Standard 270-2008 (Min/Max when applicable).



# Split System Cooling Single Phase – 1½-5 Tons

Split System Cooling

**Table SC-6-A – Features**

	XR16 (4TTR6)	XR15 (4TTR5)	XR15 (4TTL5)
• SEER2 up to .....	16.20	15.60	15.60
• Climatuff™ compressor.....	☒	☒	☒
• Number of stages .....	2	1	1
• Comfort-R™ mode approved .....	☒	☒	☒
• DuraTuff™ base, fast complete drain, weatherproof.....	☒	☒	—
• Quick-Sess™ cabinet, service access.....	☒	☒	—
• Spine Fin™ coil .....	☒	☒	—
• Copper Tube, Aluminum Fin coil.....	—	—	☒
• Factory supplied charge .....	R-410A	R-410A	R-410A
• Glossy corrosion resistant finish.....	☒	☒	☒
• High pressure switch .....	☒	☒	☒
• Internal high / low pressure & temperature protection .....	☒	☒	☒
• Liquid line filter drier - factory installed or factory supplied for field install .....	☒	☒	☒
• Quick start kit-factory installed.....	—	1½-2	—
• Tarpaulin gray cabinet .....	☒	☒	☒
• 10-year registered limited warranty on compressor, 10-year on outdoor coil & all other functional parts (Residential Use)* .....	☒	☒	☒
• Extended warranties available.....	☒	✓	✓

\* Registered Limited Warranty terms are available when you register within 60 days of installation. You can register online at Trane.com or by phone at 855-260-2975, otherwise Trane's Base Limited Warranty terms will apply. Base Limited Warranty information on specific products can be found on ComfortSite.com.

**Table SC-6-B – Optional Accessories**

Model Number	Description	Shipping Weight			
AY28X079.....	Evap. Defrost Control Kit	1	✓	✓	✓
BAYCCHT301RES.....	Crankcase Heater Kit (Scroll)	1	4-5	3½-5	3½-5
BAYCCHT302RES.....	Crankcase Heater Kit (Scroll)	1	2-3	1½-3	1½-3
BAYECMT023.....	Extreme Conditions Mounting Kit (Base 2/3)	2	✓	1½-2½	—
BAYECMT004.....	Extreme Conditions Mounting Kit (Base 4)	2	✓	3-5	—
BAYISLT101.....	Rubber Isolators.....	1	✓	✓	✓
BAYKSKT263.....	Start Kit.....	1	2-3	2½-5	2½-5
BAYKSKT266.....	Start Kit.....	1	4-5	—	—
BAYLEGS007.....	Snow Legs - 7" High (Black).....	1	✓	✓	✓
BAYLEGS004.....	Snow Legs - 4" High (Black).....	1	✓	✓	✓
BAYLOAM107A.....	Low Ambient Kit.....	1	✓	✓	✓
BAYSDEN001.....	Small Scroll Compressor Enclosures.....	8	—	1½-2	—
BAYSDEN004.....	Large Scroll Compressor Enclosures.....	8	—	2½-5	1½-5
BAYSEAC001.....	Seacoast Kit .....	1	✓	✓	—
BAYWIND100.....	Wind Baffle .....	—	—	—	1½-2½
BAYWIND101.....	Wind Baffle .....	—	—	—	3-5
TAYASCT501A①②.....	Anti-Short Cycle Timer.....	2	✓	✓	—
TAYSVANL0032AA.....	Service Valve Panel Cover Kit .....	2	—	1½-2	—
TAYSVANL3343AA.....	Service Valve Panel Cover Kit .....	2	2	—	—
TAYSVANL0044AA.....	Service Valve Panel Cover Kit .....	2	3-5	2½-3	—
TAYSVANL0046AA.....	Service Valve Panel Cover Kit .....	2	—	3½-5	—
PAI00309③.....	Heresite Spraypaint.....	1	✓	✓	✓
TAYASCT501A①②.....	Anti-Short Cycle Timer.....	—	1½	2-2½	✓
PAI00309③.....	Heresite Spraypaint.....	—	3-3½	4-5	✓
BRK05033④.....	Wall Mount Kit .....	—	—	—	✓
BAYTWGR0004.....	<b>WEATHERGUARD™</b> Top - Fits unit base size of (W x D) of 37" X 34".....	—	✓	036-061	—
BAYTWGR0004.....	<b>WEATHERGUARD™</b> Top - Fits unit base size of (W x D) of 33" X 30".....	—	—	018-030	—
BAYSDHG001A.....	Hail Guard Kit 3.2 .....	—	—	—	✓
BAYSDHG002A.....	Hail Guard Kit 3.3 .....	—	—	—	✓
BAYSDHG003A.....	Hail Guard Kit 4.3 .....	—	—	—	✓
BAYSDHG004A.....	Hail Guard Kit 4.4 .....	—	—	—	✓


A = Factory Installed

**Comfort Controls – See Comfort Controls/Zone Sensors Section**

- ① Do not use with programmable thermostats.
- ② Activated on Power Off.
- ③ Used for additional seacoast corrosion protection. Refer to bulletin number UN-SVB11A-EN for application information.
- ④ Available from Trane Parts.

For complete equipment / combination selections, installation instructions and warranty information, please refer to Product Data/Ratings and/or Installers Guides and Limited Warranty Handbooks.


# Split System Cooling Single Phase – 1½-5 Tons



**XR14**  
(Single Stage)

**Table SC-7-A – XR14 R-410A Split System Single Stage Cooling**

Model Number	Power Supply	Nom. Cap. Cooling (BTUH)	Uncrated Dimensions (in.)			Shipping Weight (lbs.)	Sound** Rating	MCA*	Max. Fuse*	Line Size (in)	
			H	W	D					OD Gas	OD Liq.
4TTR4018N1000A	208/230/1/60	18,000	29	29	26	153	71	14.0	20	¾	⅜
4TTR4019N1000A	208/230/1/60	18,000	29	33	30	189	73	12.0	20	¾	⅜
4TTR4024N1000A <sup>Ⓢ</sup>	208/230/1/60	24,000	29	29	26	153	71	18.0	30	¾	⅜
4TTR4025N1000A	208/230/1/60	24,000	29	33	30	190	73	13.0	20	¾	⅜
4TTR4030N1000A <sup>Ⓢ</sup>	208/230/1/60	30,000	33	33	30	183	71	16.0	25	¾	⅜
4TTR4036N1000A <sup>Ⓢ</sup>	208/230/1/60	36,000	33	33	30	183	71	16.0	25	¾	⅜
4TTR4042N1000A <sup>Ⓢ</sup>	208/230/1/60	42,000	37	37	34	246	72	20.0	35	7/8	⅜
4TTR4048N1000A	208/230/1/60	48,000	29	37	34	221	71	24.0	40	7/8	⅜
4TTR4049N1000A	208/230/1/60	48,000	45	37	34	306	72	24.0	40	7/8	⅜
4TTR4060N1000A	208/230/1/60	54,000	45	37	34	306	72	34.0	60	7/8	⅜



**XR13**  
(Single Stage)

**Table SC-7-B – XR13 R-410A Split System Single Stage Cooling**

Model Number	Power Supply	Nom. Cap. Cooling (BTUH)	Uncrated Dimensions (in.)			Shipping Weight (lbs.)	Sound** Rating	MCA*	Max. Fuse*	Line Size (in)	
			H	W	D					OD Gas	OD Liq.
4TTR3018N1000A <sup>Ⓢ</sup>	208/230/1/60	18,000	29	29	26	153	71	12.0	20	¾	⅜
4TTR3024N1000A <sup>Ⓢ</sup>	208/230/1/60	24,000	29	29	26	153	71	14.0	20	¾	⅜
4TTR3030N1000A <sup>Ⓢ</sup>	208/230/1/60	30,000	29	33	30	183	71	17.0	25	¾	⅜
4TTR3036N1000A <sup>Ⓢ</sup>	208/230/1/60	36,000	29	33	30	189	71	16.0	25	¾	⅜
4TTR3042N1000A <sup>Ⓢ</sup>	208/230/1/60	42,000	29	37	34	216	71	22.0	35	7/8	⅜
4TTR3048N1000A <sup>Ⓢ</sup>	208/230/1/60	48,000	29	37	34	221	71	24.0	40	7/8	⅜
4TTR3060N1000A <sup>Ⓢ</sup>	208/230/1/60	54,000	37	37	34	246	71	27.0	45	7/8	⅜

Ⓢ Models are not legal for installation in California, Nevada, New Mexico and Arizona. All other models are legal for installation in all US zones and states.

Ⓢ 13.8 SEER2 AC equipment manufactured after 1/1/16 can only be installed in the North Zone.

\* Information subject to change. Please confirm with current Product Data/Service Facts for current factory production.

\*\* Rated in accordance with AHRI Standard 270-2008 (Min/Max when applicable).

# Split System Cooling Single Phase – 1½-5 Tons

**Table SC-8-A – Features**

	XR14 (4TTR4)	XR13 (4TTR3)
• SEER2 up to.....	14.80	13.80
• Climatuff™ compressor.....	✓	✓
• Number of stages.....	1	1
• Comfort-R™ mode approved.....	✓	✓
• DuraTuff™ base, fast complete drain, weatherproof.....	✓	✓
• Quick-Sess™ cabinet, service access & refrigerant connections with full coil protection.....	✓	✓
• Spine Fin™ coil.....	✓	✓
• Factory supplied charge.....	R-410A	R-410A
• Glossy corrosion resistant finish.....	✓	✓
• High pressure switch.....	✓	✓
• Internal high / low pressure & temperature protection.....	✓	✓
• Liquid line filter drier - factory installed or factory supplied for field install.....	✓	✓
• Tarpaulin gray cabinet.....	✓	✓
• 10-year registered limited warranty on compressor, outdoor coil & all other functional parts (Residential Use)*.....	✓	✓
• Extended warranties available.....	✓	✓

\* Registered Limited Warranty terms are available when you register within 60 days of installation. You can register online at Trane.com or by phone at 855-260-2975, otherwise Trane's Base Limited Warranty terms will apply. Base Limited Warranty information on specific products can be found on ComfortSite.com.

**Table SC-8-B – Optional Accessories**


Model Number	Description	Shipping Weight		
AY28X079.....	Evap. Defrost Control Kit.....	1.....	✓	✓
BAYCCHT301RES.....	Crankcase Heater Kit (Scroll).....	1.....	3½-5	3½-5
BAYCCHT302RES.....	Crankcase Heater Kit (Scroll).....	1.....	1½-3	1½-3
BAYECMT023.....	Extreme Conditions Mounting Kit (Base 2/3).....	2.....	1½-3	1½-4
BAYECMT004.....	Extreme Conditions Mounting Kit (Base 4).....	2.....	3½-5	43,49,60
BAYISLT101.....	Rubber Isolators.....	1.....	✓	✓
BAYKSKT263.....	Start Kit.....	1.....	2½-5	2-5
BAYLEGS007.....	Snow Legs - 7" High (Black).....	1.....	✓	✓
BAYLEGS004.....	Snow Legs - 4" High (Black).....	1.....	✓	✓
BAYLOAM107A.....	Low Ambient Kit.....	1.....	✓	✓
BAYSDEN001.....	Small Scroll Compressor Enclosures.....	8.....	1½-2½, 3½-4	1½-3½, 3049
BAYSDEN004.....	Large Scroll Compressor Enclosures.....	8.....	3, 5	3048, 5
BAYSEAC001.....	Seacoast Kit.....	1.....	✓	✓
TAYASCT501A①②.....	Anti-Short Cycle Timer.....	2.....	✓	✓
TAYSVPANL0022AA.....	Service Valve Panel Cover Kit.....	2.....	1½-2	1½-2½
TAYSVPANL0032AA.....	Service Valve Panel Cover Kit.....	2.....	2½,3½,4	3-4
TAYSVPANL3343AA.....	Service Valve Panel Cover Kit.....	2.....	3	—
TAYSVPANL0044AA.....	Service Valve Panel Cover Kit.....	2.....	5	5
PAI00309③.....	Heresite Spraypaint.....	1.....	✓	✓
BAYTWGR0004.....	<b>WEATHERGUARD™</b> Top - Fits unit base size of (W x D) of 37" X 34".....		042-060	43, 49, 60
BAYTWGR0003.....	<b>WEATHERGUARD™</b> Top - Fits unit base size of (W x D) of 33" X 30".....		030-037	36, 42, 48

**Comfort Controls – See Comfort Controls/Zone Sensors Section**

- ① Not for use with programmable thermostats.
- ② Activated on Power Off.
- ③ Used for additional seacoast corrosion protection. Refer to bulletin number UN-SVB11A-EN for application information.




# Split System Cooling Three-Phase



**XR17**  
(Two Stage)

**Table SC-9-A — XR17 R-410A Split System Two Stage Cooling — Three Phase**


Model Number	Power Supply	Nom. Cap. Cooling (BTUH)	Uncrated Dimensions (in.)			Shipping Weight (lbs.)	Sound** Rating	MCA*	Max. Fuse*	Line Size (in)	
			H	W	D					OD Gas	OD Liq.
4TTA7036A3000A	208/230/3/60	36,000	45	37	34	283	72	15.0	25	3/4	3/8
4TTA7048A3000A	208/230/3/60	48,000	45	37	34	285	73	18.0	30	7/8	3/8
4TTA7060A3000A	208/230/3/60	54,000	45	37	34	308	74	22.0	35	7/8	3/8
4TTA7036A4000A	460/3/60	36,000	45	37	34	283	72	8.0	15	3/4	3/8
4TTA7048A4000A	460/3/60	48,000	45	37	34	285	73	9.0	15	7/8	3/8
4TTA7060A4000A	460/3/60	54,000	45	37	34	308	74	10.0	15	7/8	3/8



**XR14**  
(Single Stage)

**Table SC-9-B — XR14 R-410A Split System Single Stage Cooling — Three Phase**

Model Number	Power Supply	Nom. Cap. Cooling (BTUH)	Uncrated Dimensions (in.)			Shipping Weight (lbs.)	Sound** Rating	MCA*	Max. Fuse*	Line Size (in)	
			H	W	D					OD Gas	OD Liq.
4TTA4036A3000A	208/230/3/60	36,000	33	33	30	183	73	12.0	20	3/4	3/8
4TTA4042A3000A	208/230/3/60	42,000	29	37	34	216	72	15.0	25	3/4	3/8
4TTA4048A3000A	208/230/3/60	48,000	29	37	34	221	72	18.0	30	7/8	3/8
4TTA4060A3000A	208/230/3/60	54,000	37	37	34	246	72	21.0	35	7/8	3/8
4TTA4036A4000A	460/3/60	36,000	33	33	30	183	73	8.0	15	3/4	3/8
4TTA4042A4000A	460/3/60	42,000	29	37	34	216	72	8.0	15	3/4	3/8
4TTA4048A4000A	460/3/60	48,000	29	37	34	221	72	8.0	15	7/8	3/8
4TTA4060A4000A	460/3/60	54,000	37	37	34	246	72	9.0	15	7/8	3/8



**XR13**  
(Single Stage)

**Table SC-9-C — XR13 R-410A Split System Single Stage Cooling — Three Phase**

Model Number	Power Supply	Nom. Cap. Cooling (BTUH)	Uncrated Dimensions (in.)			Shipping Weight (lbs.)	Sound** Rating	MCA*	Max. Fuse*	Line Size (in)	
			H	W	D					OD Gas	OD Liq.
4TTA3036B3000B	208/230/3/60	36,000	29	33	30	176	78	13.6	20	3/4	3/8
4TTA3042D3000D	208/230/3/60	42,000	29	37	34	228	74	18.0	30	3/4	3/8
4TTA3048D3000D	208/230/3/60	48,000	29	37	34	235	75	18.0	30	7/8	3/8
4TTA3060D3000D	208/230/3/60	54,000	37	37	34	261	75	20.0	35	7/8	3/8
4TTA3036B4000B	460/3/60	36,000	29	33	30	176	78	7.7	15	3/4	3/8
4TTA3042D4000D	460/3/60	42,000	29	37	34	228	79	8.2	15	3/4	3/8
4TTA3048D4000D	460/3/60	48,000	29	37	34	235	79	8.4	15	7/8	3/8
4TTA3060D4000D	460/3/60	54,000	37	37	34	261	80	10.3	15	7/8	3/8

\* Information subject to change. Please confirm with current Product Data/Service Facts for current factory production.

\*\* Rated in accordance with AHRI Standard 270-2008 (Min/Max when applicable).



# Split System Cooling Three-Phase

Split System Cooling

**Table SC-10-A – Features**

	XR17 (4TTA7)	XR14 (4TTA4)	XR13 (4TTA3)
• SEER up to .....	18.00	16.50	14.50
• Comfort-R™ mode approved .....	✓	✓	✓
• Climatuff™ compressor.....	✓	✓	✓
• DuraTuff™ base, fast complete drain, weatherproof.....	✓	✓	✓
• Quick-Sess™ cabinet, service access & refrigerant connections with full coil protection .....	✓	✓	✓
• Spine Fin™ coil .....	✓	✓	✓
• Copper Tubing, Aluminum Fin coil .....	—	—	—
• Compressor sump heat - factory installed .....	✓	✓	✓
• Refrigerant (not factory supplied) .....	R-410A	R-410A	R-410A
• Glossy corrosion resistant finish.....	✓	✓	✓
• High pressure switch .....	✓	✓	✓
• Compressor sound enclosure .....	—	—	3½
• Internal high / low pressure & temperature protection .....	✓	✓	✓
• Liquid line filter drier - factory installed or factory supplied for field install .....	✓	✓	✓
• Tarpaulin gray cabinet .....	✓	✓	✓
• 5-year basic limited warranty on compressor, 1-year on outdoor coil & all other functional parts (Commercial Use) .....	✓	✓	✓
• 10-year registered limited warranty on compressor, outdoor coil & all other functional parts (Residential Use)* .....	✓	✓	✓
• Extended warranties available.....	✓	✓	✓

\* Registered Limited Warranty terms are available when you register within 60 days of installation. You can register online at Trane.com or by phone at 855-260-2975, otherwise Trane's Base Limited Warranty terms will apply. Base Limited Warranty information on specific products can be found on ComfortSite.com.

**Table SC-10-B – Optional Accessories**

Model Number	Description	Shipping Weight			
AY28X079.....	Evap. Defrost Control Kit .....	1.....	✓	✓	✓
BAYCCHT301RES.....	Crankcase Heater Kit (Scroll) .....	1.....	—	—	—
BAYCCHT302RES.....	Crankcase Heater Kit (Scroll) .....	1.....	—	—	—
BAYECMT023.....	Extreme Conditions Mounting Kit (Base 2/3) .....	2.....	—	3	2½-3
BAYECMT004.....	Extreme Conditions Mounting Kit (Base 4) .....	2.....	3-5	3½-5	3½-5
BAYISLT101.....	Rubber Isolators.....	1.....	✓	✓	✓
BAYKSKT263.....	Start Kit.....	1.....	✓	—	5
BAYKSKT260.....	Start Kit.....	1.....	—	—	3
BAYLEGS007.....	Snow Legs - 7" High (Black).....	1.....	✓	✓	✓
BAYLEGS004.....	Snow Legs - 4" High (Black).....	1.....	✓	✓	✓
BAYLOAM107A.....	Low Ambient Kit.....	1.....	✓	✓	✓
BAYSDEN001.....	Single Cylinder Compressor Enclosures .....	8.....	—	3½-4	3-4
BAYSDEN004.....	Large Scroll Compressor Enclosures .....	8.....	✓	3, 5	5
BAYSEAC001.....	Seacoast Kit .....	1.....	✓	✓	✓
BAYWIND101.....	Wind Baffle.....	.....	—	—	—
TAYASCT501A①②.....	Anti-Short Cycle Timer.....	2.....	✓	✓	✓
TAYSVPANL0032AA.....	Service Valve Panel Cover Kit .....	2.....	—	3½-4	3-4
TAYSVPANL3343AA.....	Service Valve Panel Cover Kit .....	2.....	—	3	2½
TAYSVPANL0044AA.....	Service Valve Panel Cover Kit .....	2.....	—	5	5
TAYSVPANL0046AA.....	Service Valve Panel Cover Kit .....	2.....	3-5	—	—
PAI00309③.....	Heresite Spraypaint.....	1.....	✓	✓	✓
BRK05033④.....	Wall Mount Kit .....	.....	✓	✓	✓
BAYTWGR0004.....	<b>WEATHERGUARD™</b> Top - Fits unit base size of (W x D) of 37" X 34".....	.....	✓	036-061	—
BAYTWGR0003.....	<b>WEATHERGUARD™</b> Top - Fits unit base size of (W x D) of 33" X 30".....	.....	—	018-030	—
BAYSDHG001A.....	Hail Guard Kit 3.2 .....	.....	—	—	—
BAYSDHG002A.....	Hail Guard Kit 3.3 .....	.....	—	—	—
BAYSDHG003A.....	Hail Guard Kit 4.3 .....	.....	—	—	—
BAYSDHG004A.....	Hail Guard Kit 4.4 .....	.....	—	—	—

A = Factory Installed

**Comfort Controls – See Comfort Controls/Zone Sensors Section**

- ① Not for use with programmable thermostats.
- ② Activated on Power Off.
- ③ Used for additional seacoast corrosion protection. Refer to bulletin number UN-SVB11A-EN for application information.
- ④ Available from Trane Parts.

For complete equipment / combination selections, installation instructions and warranty information, please refer to Product Data/Ratings and/or Installers Guides and Limited Warranty Handbooks.