

SITUATION

- UNCHR reports that the number of Syrians seeking refuge outside the country has reached ca. 1,610,000. As hostilities intensify along the borders, the influx of refugees into neighbouring countries continues, with Lebanon receiving the largest numbers in the past week.
- In addition, 4.25 million Syrians are currently internally displaced according to UN Agencies and NGOs. Of these, 1.25 million concentrate in Aleppo and 705,200 in rural Damascus. The UN Relief and Works Agency (UNRWA) also reports that approximately 235,000 Palestinian refugees are displaced in Syria. Humanitarian aid organisations also warn about the widespread disruption of healthcare services in the country.

Source: ECHO

See map inset tables and graphs for numbers of Registered Syrian Refugees and persons awaiting registration.

Data Source: [UNHCR](http://www.unhcr.org)

Legend

Country, Registered	XXX	Registered Syrian refugees in country
Total	XXX	Total (Registered Syrian Refugees + persons awaiting registration)

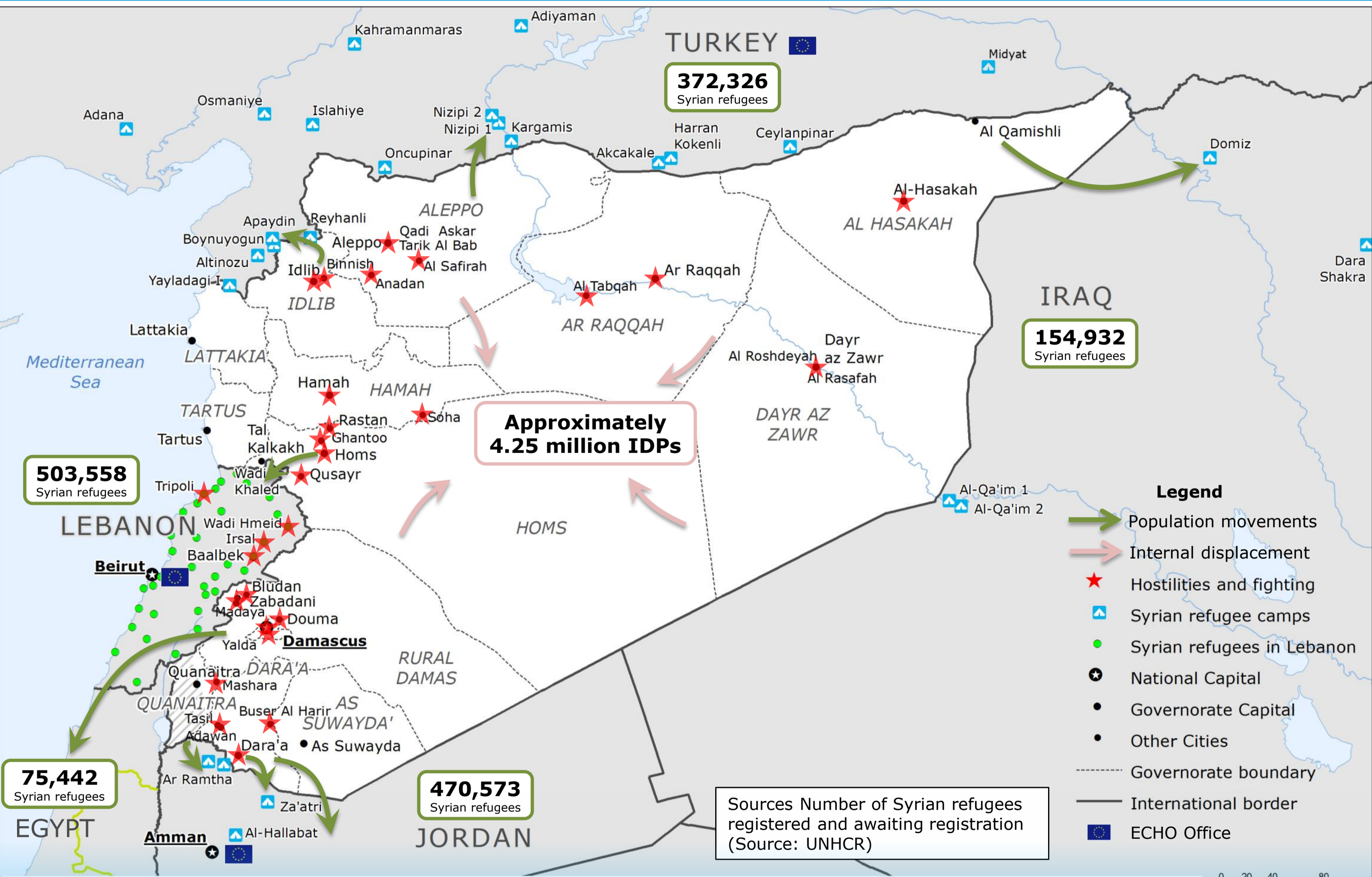
Refugee Camps with Syrian Refugees

Presence of Syrians in Lebanon

Copyright 2013, Joint Research Centre, European Commission. The boundaries and names shown on this map do not imply official endorsement or acceptance by the European Union.

Syria Crisis – Refugees and Internal Displaced Persons

(as of 19 June 2013)



#SyriaCrisis

Evolution of the Syria crisis 2013 – 2014

SITUATION

Syria - Military offensives and fighting continue unabated.

- In the past week, continuous fighting in Rural Damascus and the escalation of hostilities in Homs have resulted in further constraints to humanitarian access and population displacement.
- Rural Damascus remains largely inaccessible due to poor security conditions, as well as bureaucratic constraints imposed on humanitarian organizations, thus leaving some 25,000 people without relief assistance since the first quarter of 2013.
- **UN** and **NGOs** still maintain a presence in Homs and renew the call for access to areas affected by the conflict and safe passage for civilians wishing to leave the area. In different parts of Homs city, **UN** agencies and the Syrian Arab Red Crescent (**SARC**) have pre-positioned relief stocks to cover the needs of approximately 40,000 people.

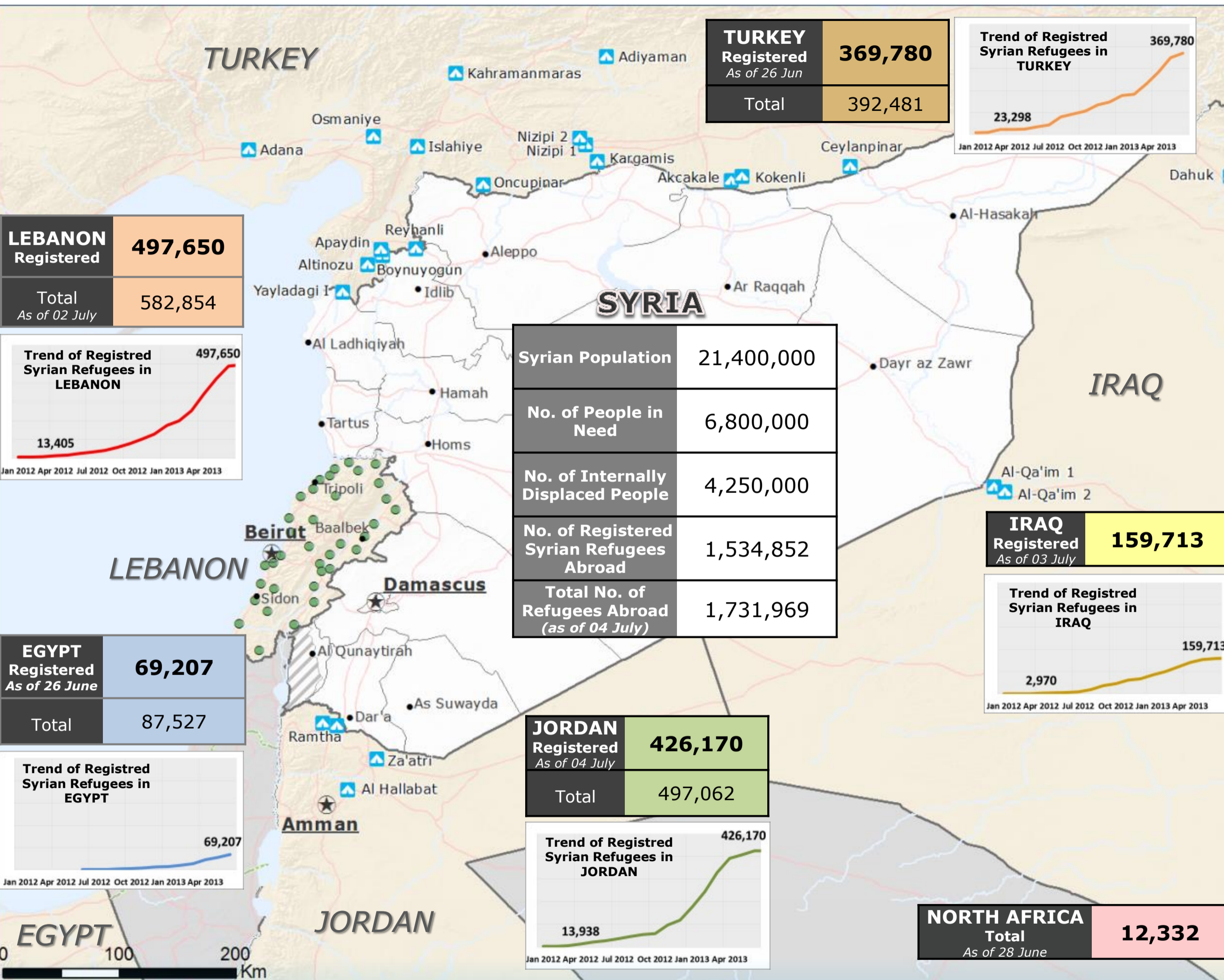
Lebanon - The security situation remains tense.

- Sporadic clashes in Tripoli and the northern parts of the Bekaa valley (near Baalbek), where tensions between communities resulted in a 1-week suspension of the delivery of humanitarian assistance in Aarsal (north of Baalbek).

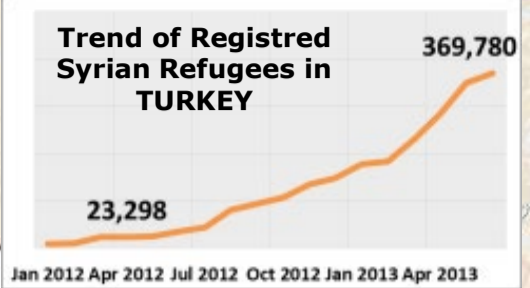
Sources: [UNHCR](#), [OCHA](#), [ECHO](#)

Legend

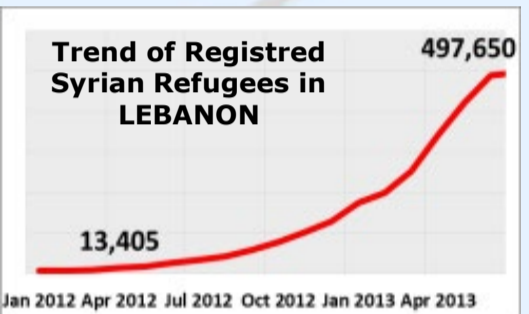
- Syrian Refugee Camps
- Syrian Refugees in Lebanon
- Syrian Governorate Boundaries
- Disputed Areas
- Main Roads
- Countries with Registered Syrian Refugees



TURKEY Registered <i>As of 26 Jun</i>	369,780
Total	392,481

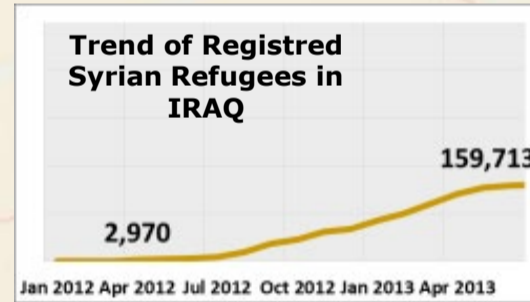


LEBANON Registered	497,650
Total <i>As of 02 July</i>	582,854

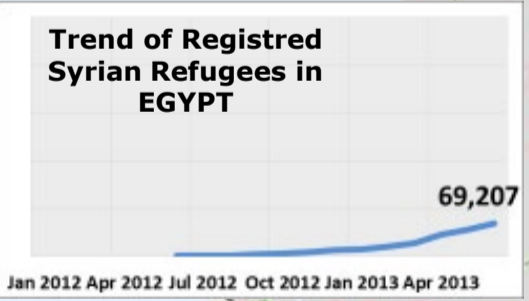


Syrian Population	21,400,000
No. of People in Need	6,800,000
No. of Internally Displaced People	4,250,000
No. of Registered Syrian Refugees Abroad	1,534,852
Total No. of Refugees Abroad <i>(as of 04 July)</i>	1,731,969

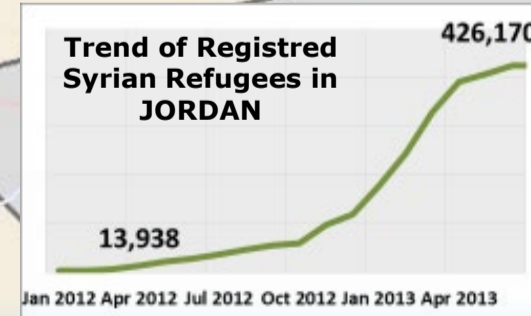
IRAQ Registered <i>As of 03 July</i>	159,713
--	----------------



EGYPT Registered <i>As of 26 June</i>	69,207
Total	87,527



JORDAN Registered <i>As of 04 July</i>	426,170
Total	497,062

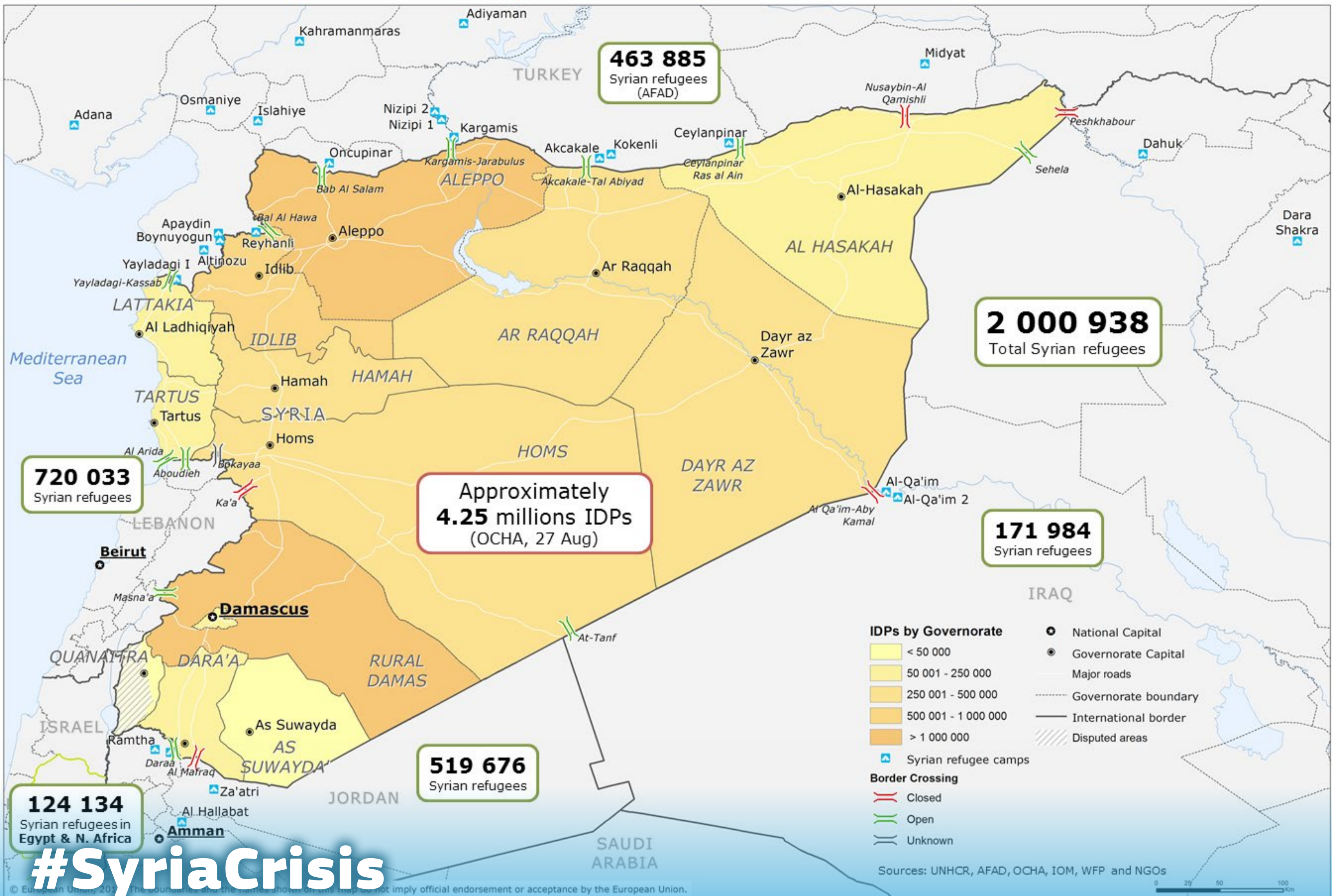


NORTH AFRICA Total <i>As of 28 June</i>	12,332
---	---------------

#SyriaCrisis

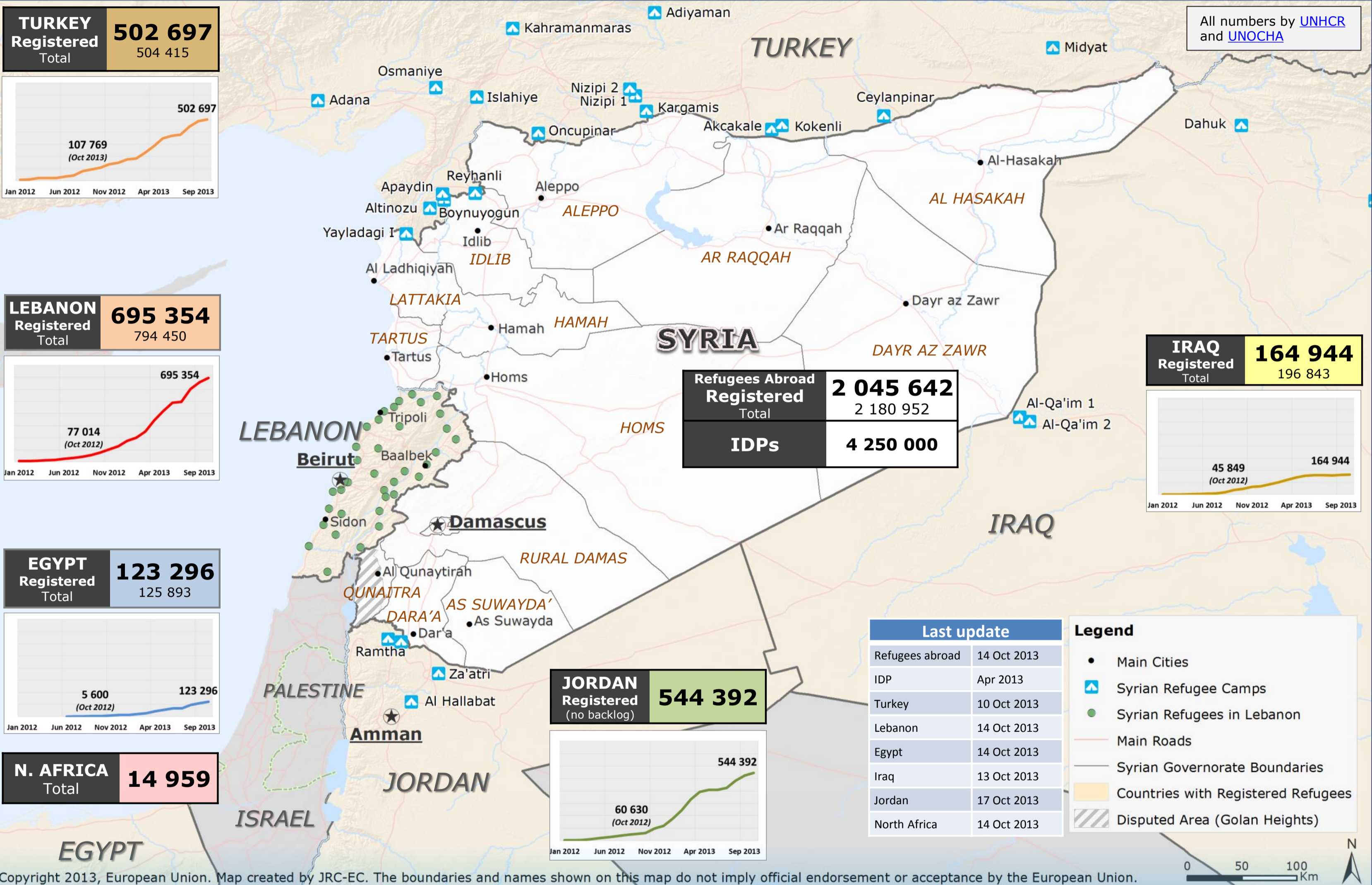
Evolution of the Syria crisis 2013 - 2014

Syria Crisis – Internal displacement and Syrian refugees in neighbouring countries (as of 3 September 2013)



#SyriaCrisis

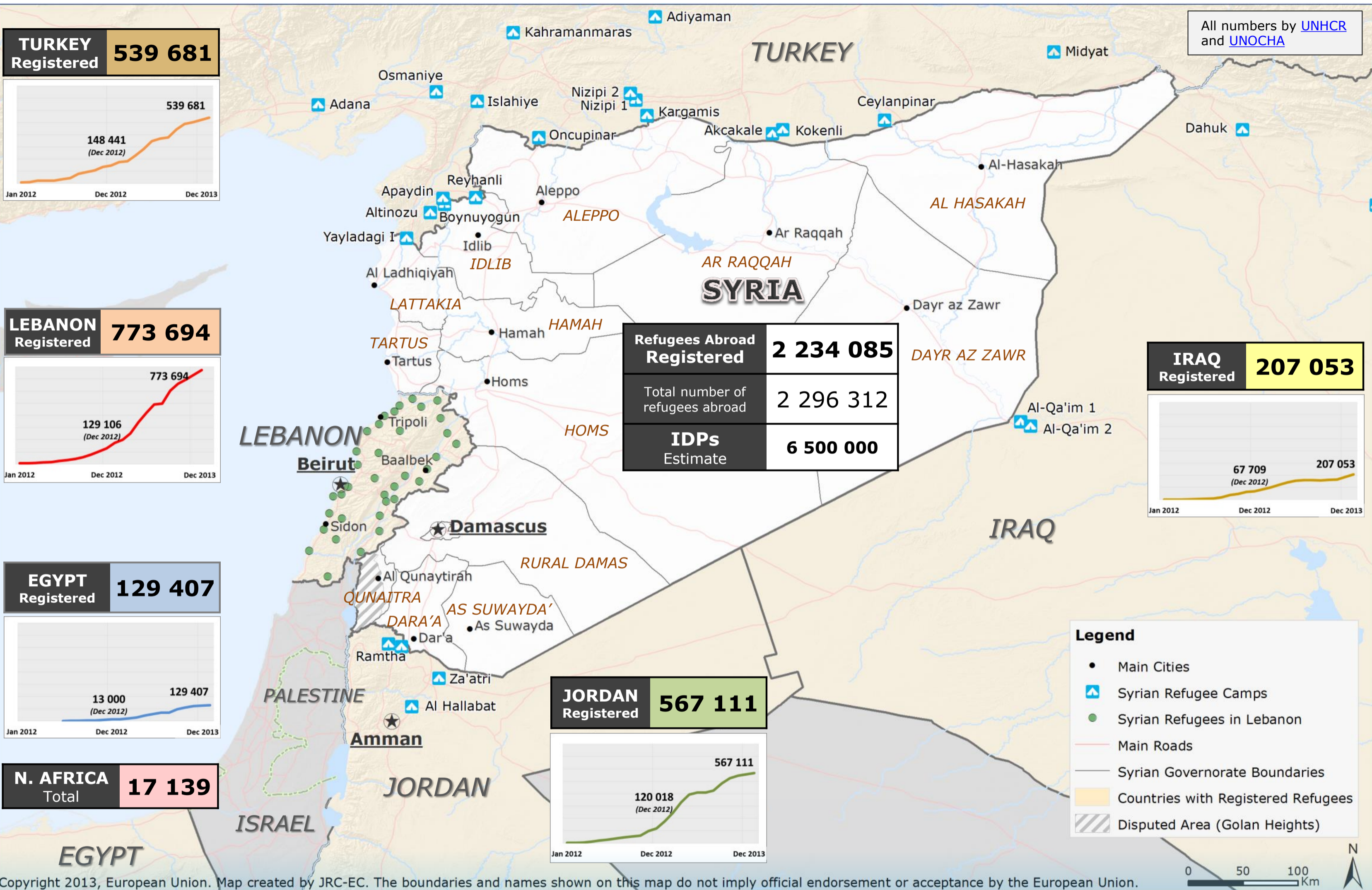
Evolution of the Syria crisis 2013 – 2014



#SyriaCrisis

Evolution of the Syria crisis 2013 – 2014

Copyright 2013, European Union. Map created by JRC-EC. The boundaries and names shown on this map do not imply official endorsement or acceptance by the European Union.



#SyriaCrisis

Evolution of the Syria crisis 2013 – 2014

6 Jan 2014 - Syria Crisis – Internal displacement and Syrian refugees in neighbouring countries



2 354 447**
Total Syrian refugees *

559 994
Syrian refugees *
in **Turkey**

858 641
Syrian refugees *
in **Lebanon**

Approximately
4.25 to 5.1 million IDPs

210 612
Syrian refugees *
in **Iraq**

131 707
Syrian refugees *
in **Egypt**

576 354
Syrian refugees *
in **Jordan**

** This includes 17,139 Syrian refugees registered in North Africa.



* Total Persons of Concern: Registered refugees and awaiting registration

IDPs by Governorate	Refugees in Lebanon by Gov.	Legend
 < 50 000	 50 000 - 100 000	 National Capital
 50 001 - 250 000	 100 001 - 150 000	 Governorate Capital
 250 001 - 500 000	 150 001 - 200 000	 Major roads
 500 001 - 1 000 000	 200 001 - 250 000	 Governorate boundary
 > 1 000 000	 > 250 000	 International border
 Syrian refugee camps	 Border Crossing	 Disputed areas

Sources: UNHCR, AFAD, OCHA, IOM, WFP, MapAction, ACAPS and NGOs



#SyriaCrisis

© European Union, 2014. Map produced by EC-JRC. The boundaries and the names shown on this map do not imply official endorsement or acceptance by the European Union.

Evolution of the Syria crisis 2013 – 2014

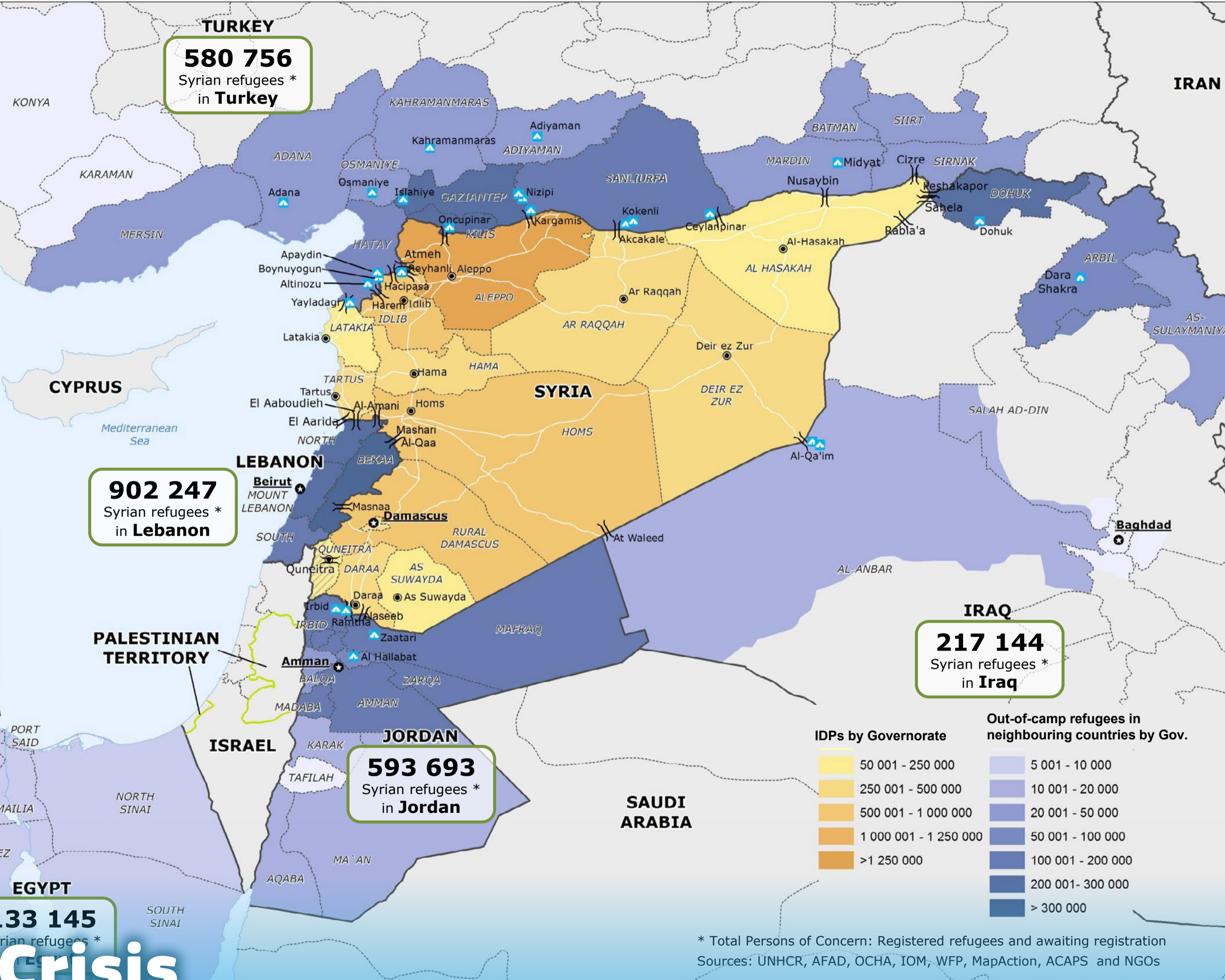
Syria Crisis – Internal displacement persons and Syrian refugees in the region (as of 3 February 2014)



Syrian refugees
2 445 330 (including 18 345 registered in North African countries)
 (UNHCR, February 2014)

IDPs
6.52 million countrywide (UN estimate, December 2013)

- ★ National Capital
- Governorate Capital
- Other Cities
- Major roads
- - - Governorate boundary
- International border
- /// Disputed areas
- ▲ Syrian refugee camps
- ||| Border Crossing

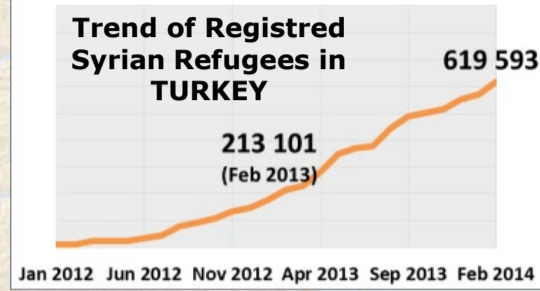


#SyriaCrisis

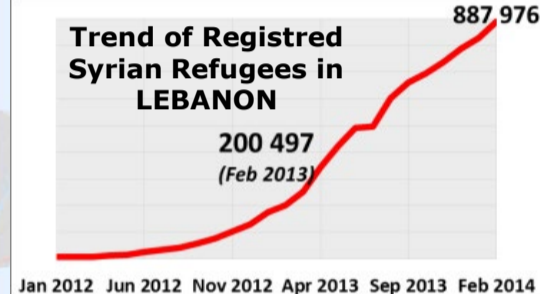
* Total Persons of Concern: Registered refugees and awaiting registration
 Sources: UNHCR, AFAD, OCHA, IOM, WFP, MapAction, ACAPS and NGOs

Evolution of the Syria crisis 2013 – 2014

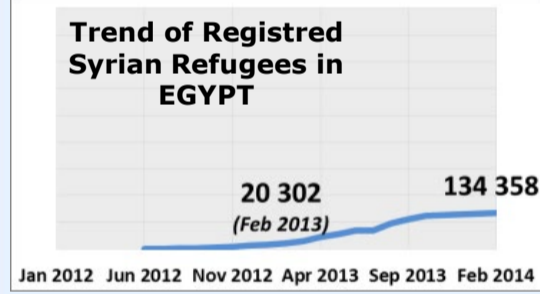
TURKEY
Registered
619 593



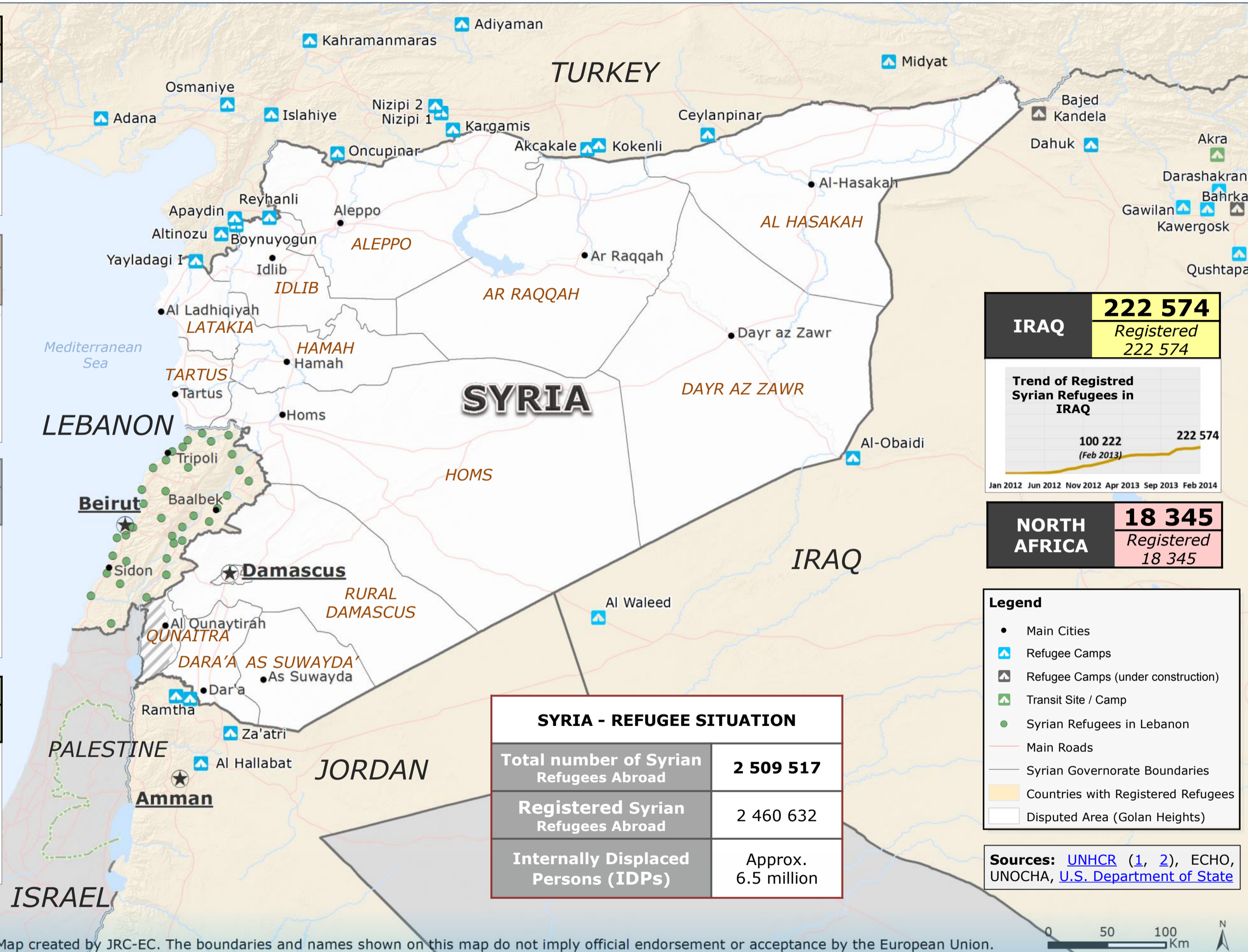
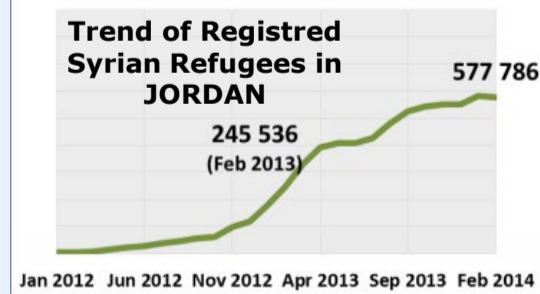
LEBANON
Registered
936 861



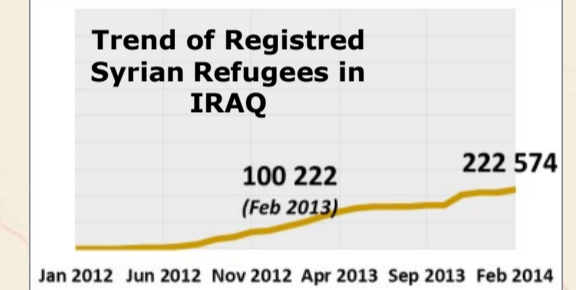
EGYPT
Registered
134 358



JORDAN
Registered
577 786



IRAQ
Registered
222 574




NORTH AFRICA
Registered
18 345

SYRIA - REFUGEE SITUATION	
Total number of Syrian Refugees Abroad	2 509 517
Registered Syrian Refugees Abroad	2 460 632
Internally Displaced Persons (IDPs)	Approx. 6.5 million

Legend

- Main Cities
- ▲ Refugee Camps
- ▲ Refugee Camps (under construction)
- ▲ Transit Site / Camp
- Syrian Refugees in Lebanon
- Main Roads
- Syrian Governorate Boundaries
- Countries with Registered Refugees
- Disputed Area (Golan Heights)

Sources: [UNHCR \(1, 2\)](#), ECHO, UNOCHA, [U.S. Department of State](#)



Copyright 2014, European Union. Map created by JRC-EC. The boundaries and names shown on this map do not imply official endorsement or acceptance by the European Union.

#SyriaCrisis

Evolution of the Syria crisis 2013 – 2014

6 March 2014: Syria – Refugees and IDPs

Sources: [UNHCR](#), ECHO, UNOCHA

IRAQ 230 650
All Registered

TURKEY 624 666
All Registered

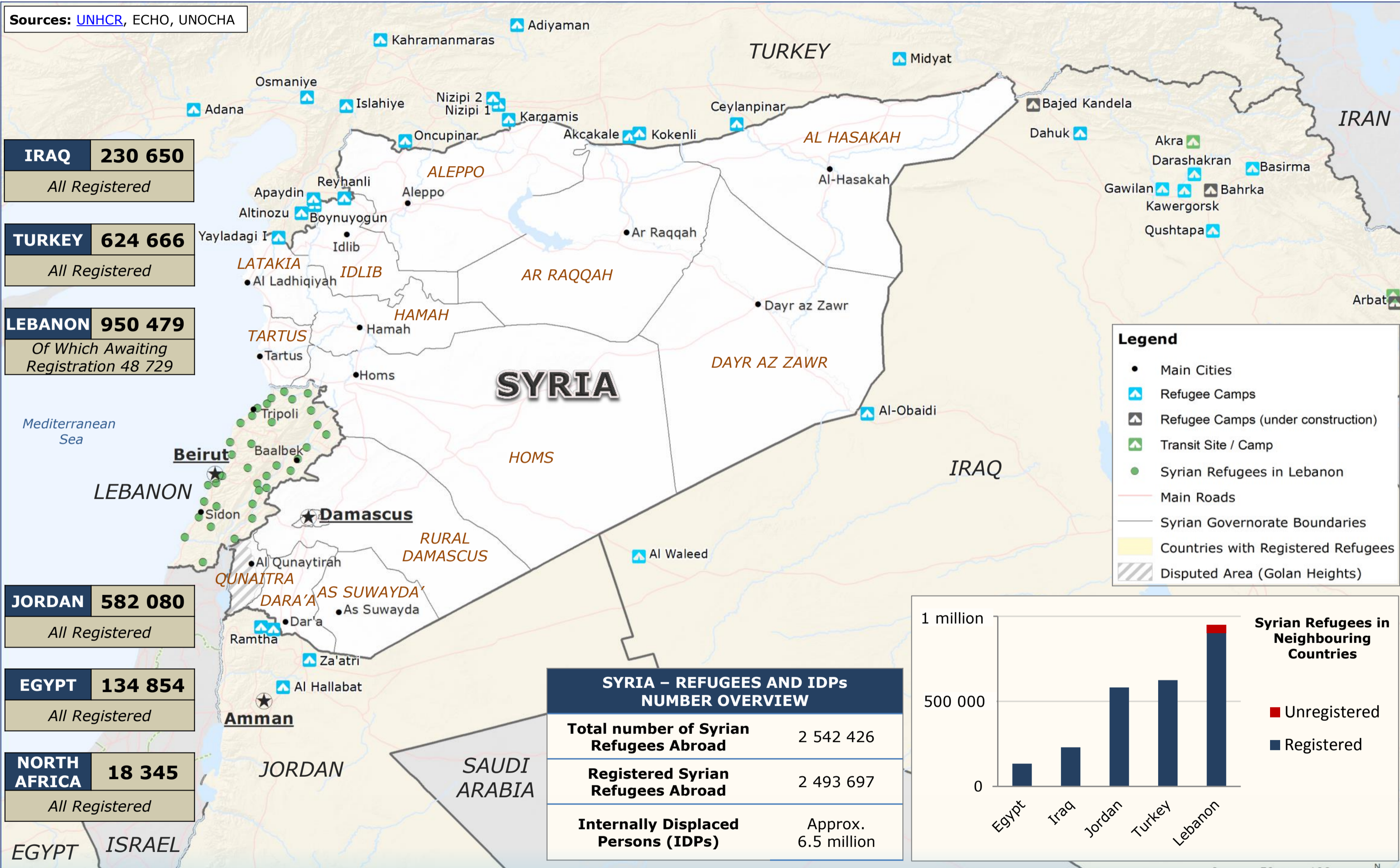
LEBANON 950 479
Of Which Awaiting
Registration 48 729

JORDAN 582 080
All Registered

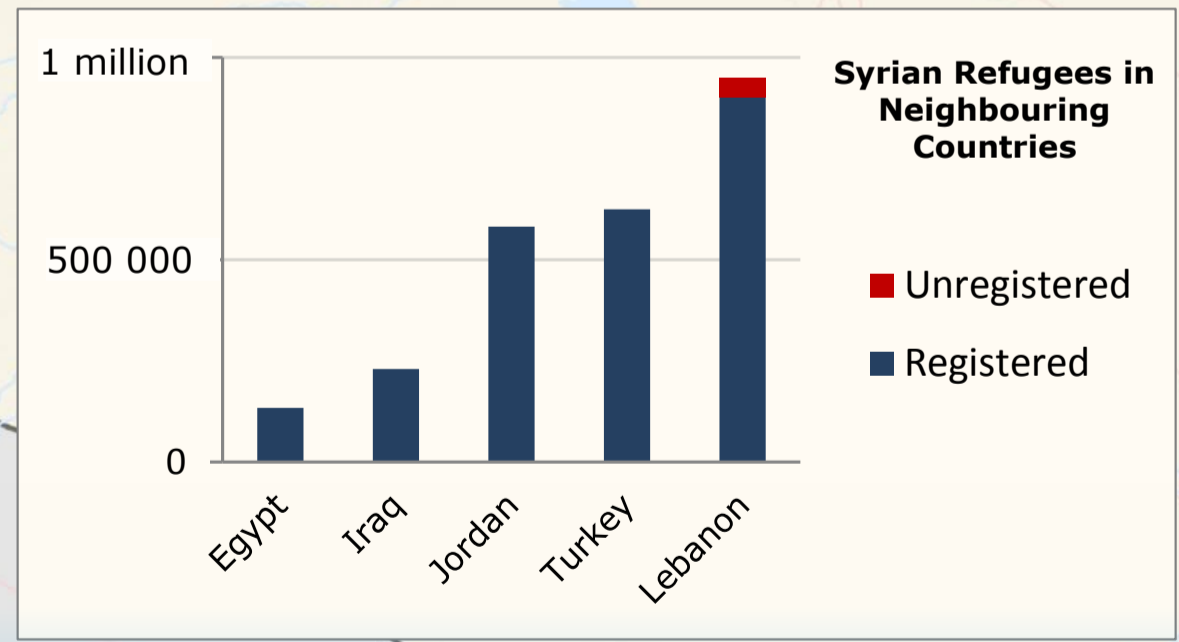
EGYPT 134 854
All Registered

NORTH AFRICA 18 345
All Registered

EGYPT ISRAEL



SYRIA – REFUGEES AND IDPs NUMBER OVERVIEW	
Total number of Syrian Refugees Abroad	2 542 426
Registered Syrian Refugees Abroad	2 493 697
Internally Displaced Persons (IDPs)	Approx. 6.5 million



Copyright 2014, European Union. Map created by JRC-EC. The boundaries and names shown on this map do not imply official endorsement or acceptance by the European Union.

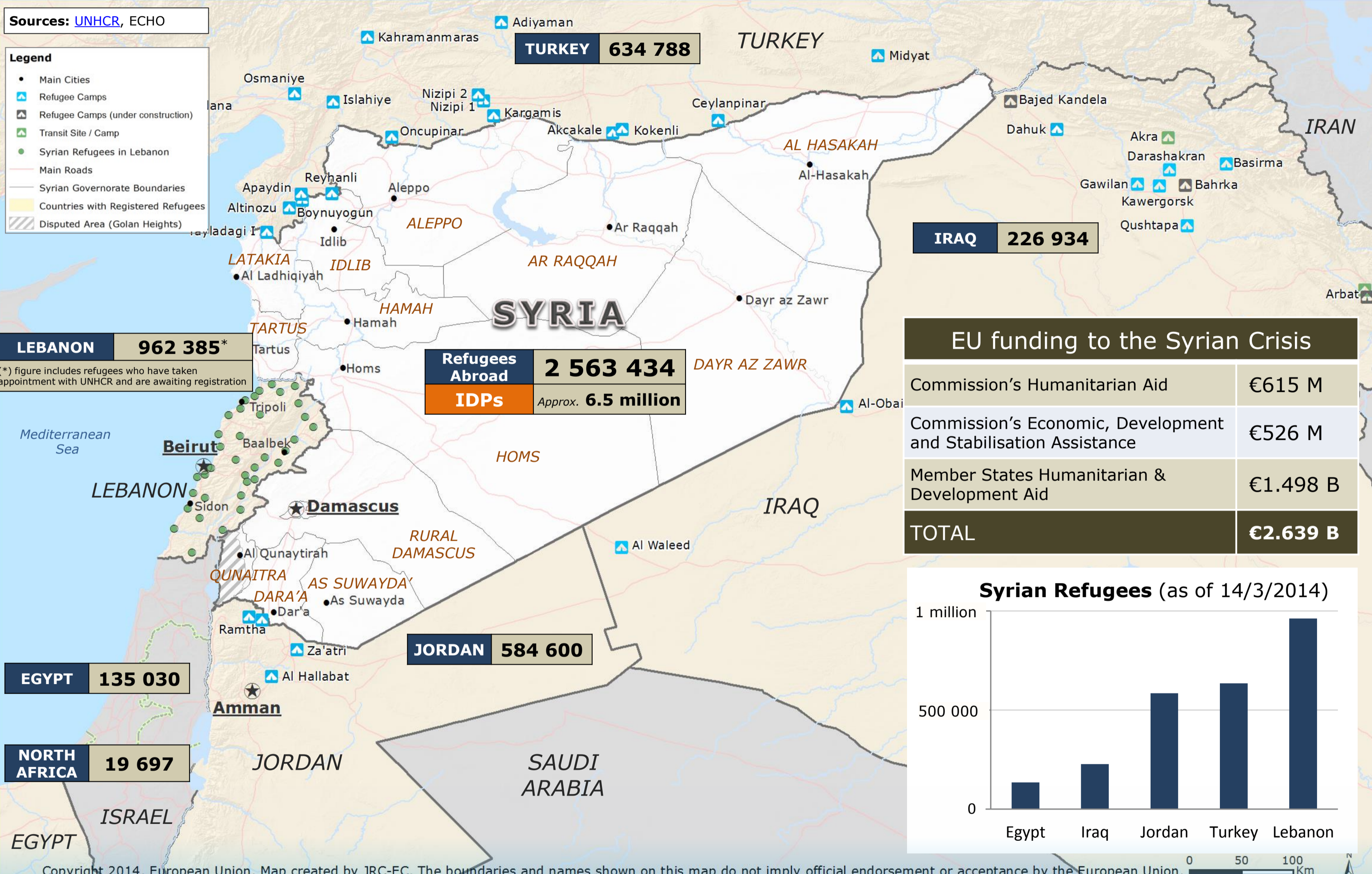
#SyriaCrisis

Evolution of the Syria crisis 2013 – 2014

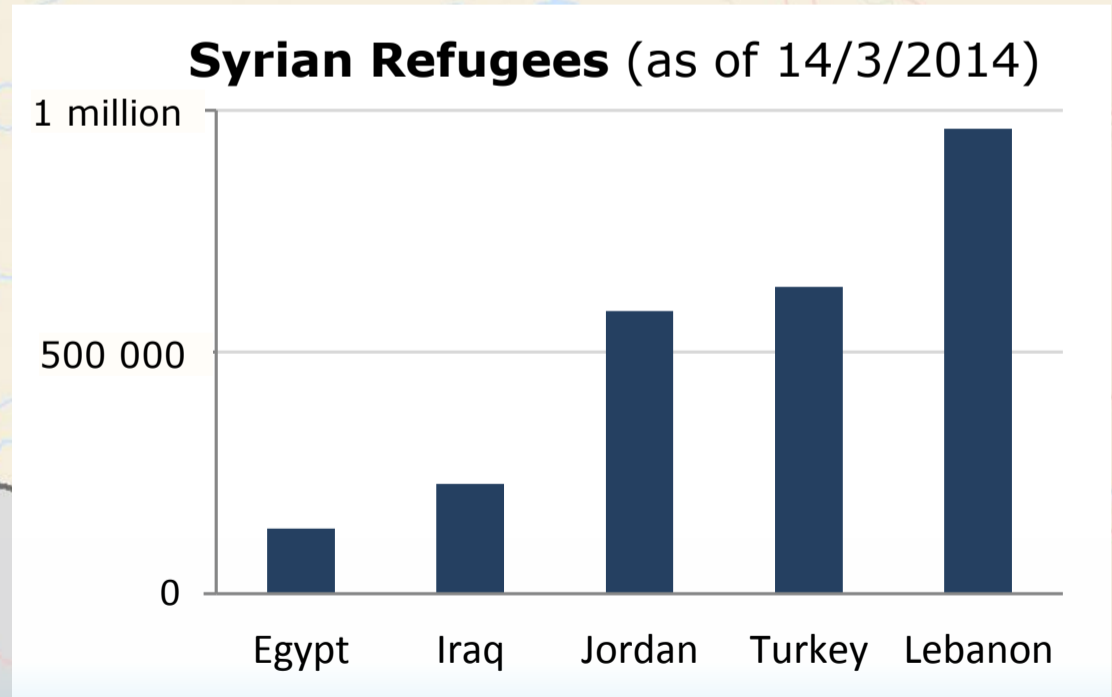
14 March 2014: Syria – Refugees and IDPs

Sources: [UNHCR](#), ECHO

- Legend**
- Main Cities
 - Refugee Camps
 - Refugee Camps (under construction)
 - Transit Site / Camp
 - Syrian Refugees in Lebanon
 - Main Roads
 - Syrian Governorate Boundaries
 - Countries with Registered Refugees
 - Disputed Area (Golan Heights)



EU funding to the Syrian Crisis	
Commission's Humanitarian Aid	€615 M
Commission's Economic, Development and Stabilisation Assistance	€526 M
Member States Humanitarian & Development Aid	€1.498 B
TOTAL	€2.639 B



#SyriaCrisis
Evolution of the Syria crisis 2013 – 2014

Copyright 2014, European Union. Map created by JRC-EC. The boundaries and names shown on this map do not imply official endorsement or acceptance by the European Union.

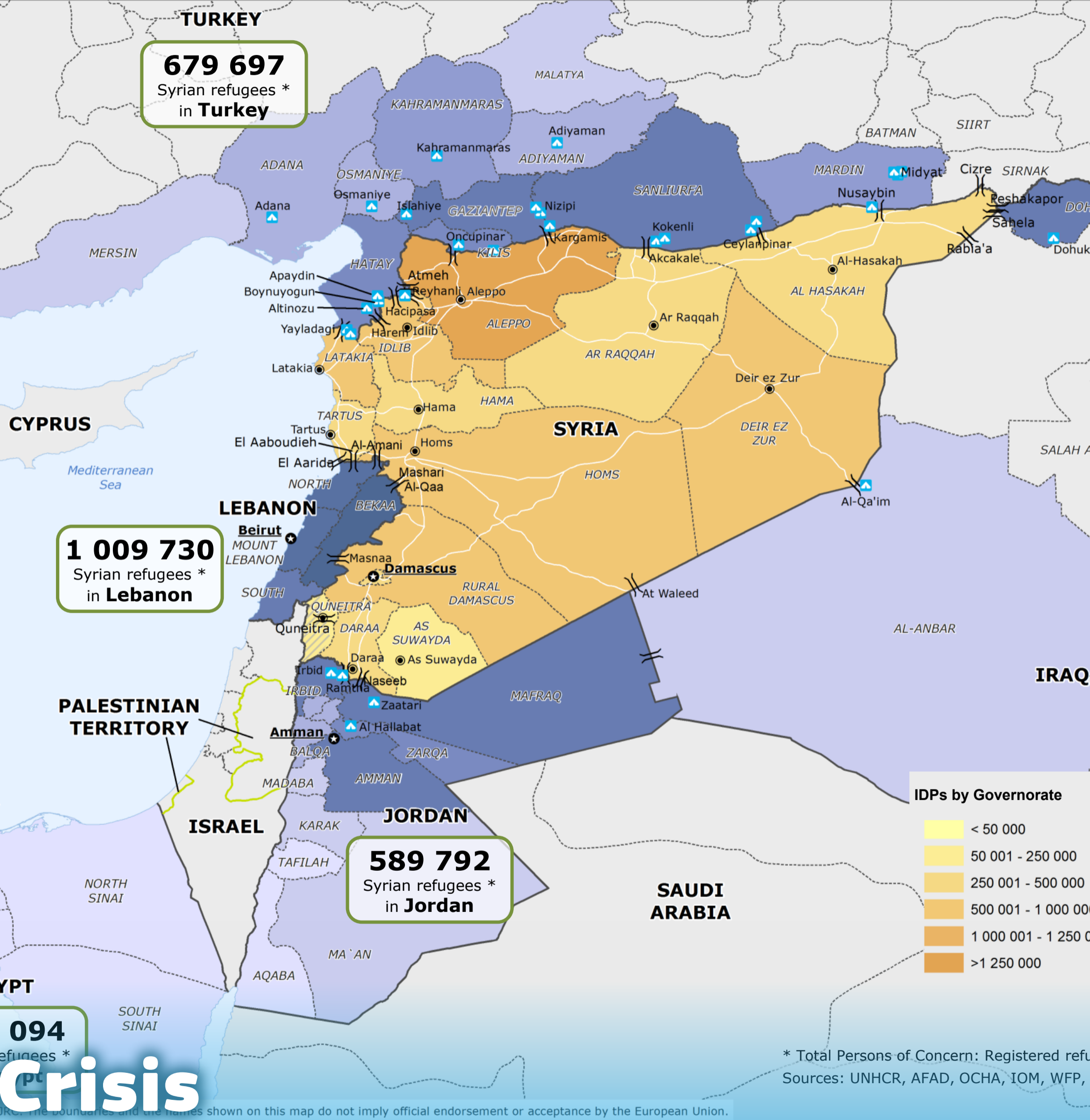
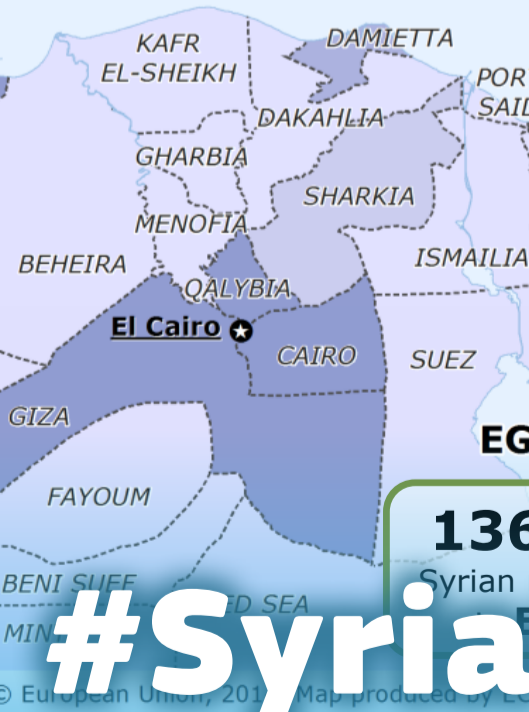
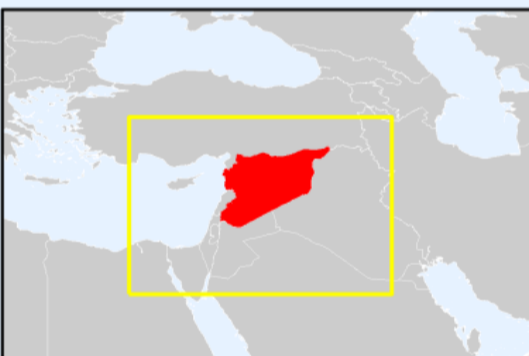
10 April 2014: Syria – Internally Displaced Persons and Syrian refugees in the region



Syrian refugees
2 654 589
 (including 19 697 registered in North African countries)

IDPs
6.5 million
countrywide (UN estimate, December 2013)

- ⊙ National Capital
- Governorate Capital
- Other Cities
- Major roads
- - - Governorate boundary
- International border
- /// Disputed areas
- 🏠 Syrian refugee camps
- ⚡ Border Crossing



#SyriaCrisis

* Total Persons of Concern: Registered refugees and awaiting registration
 Sources: UNHCR, AFAD, OCHA, IOM, WFP, MapAction, ACAPS and NGOs



Evolution of the Syria crisis 2013 – 2014

© European Union, 2014. Map produced by EC-JRC. The boundaries and the names shown on this map do not imply official endorsement or acceptance by the European Union.

25 June 2014: Syria – Regional refugee situation and internal displacement



Syrian refugees
2 883 664
 (including those registered in North African countries)

IDPs
6.5 million countrywide
 (UN estimate, December 2013)

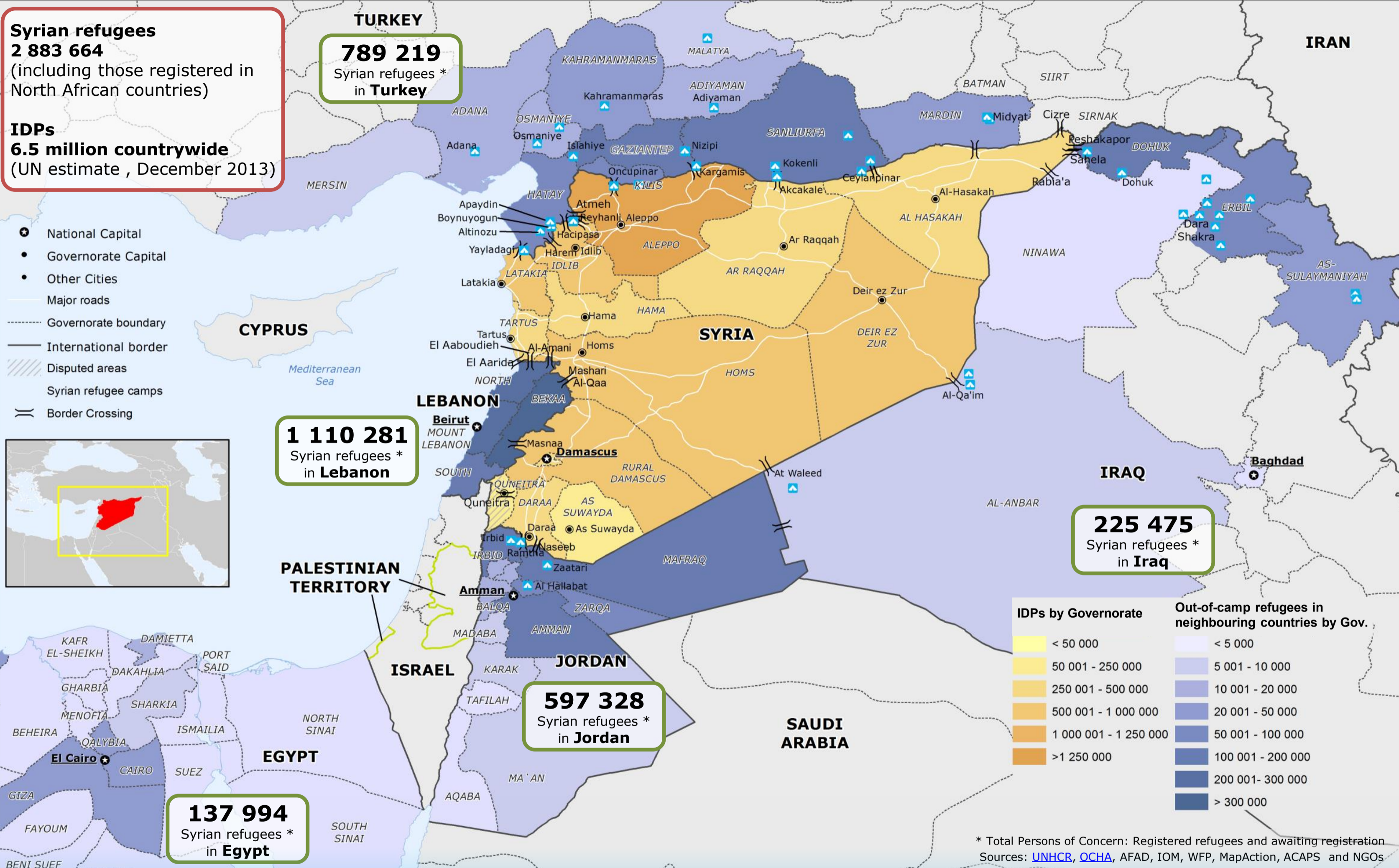
789 219
 Syrian refugees *
 in **Turkey**

1 110 281
 Syrian refugees *
 in **Lebanon**

225 475
 Syrian refugees *
 in **Iraq**

597 328
 Syrian refugees *
 in **Jordan**

137 994
 Syrian refugees *
 in **Egypt**



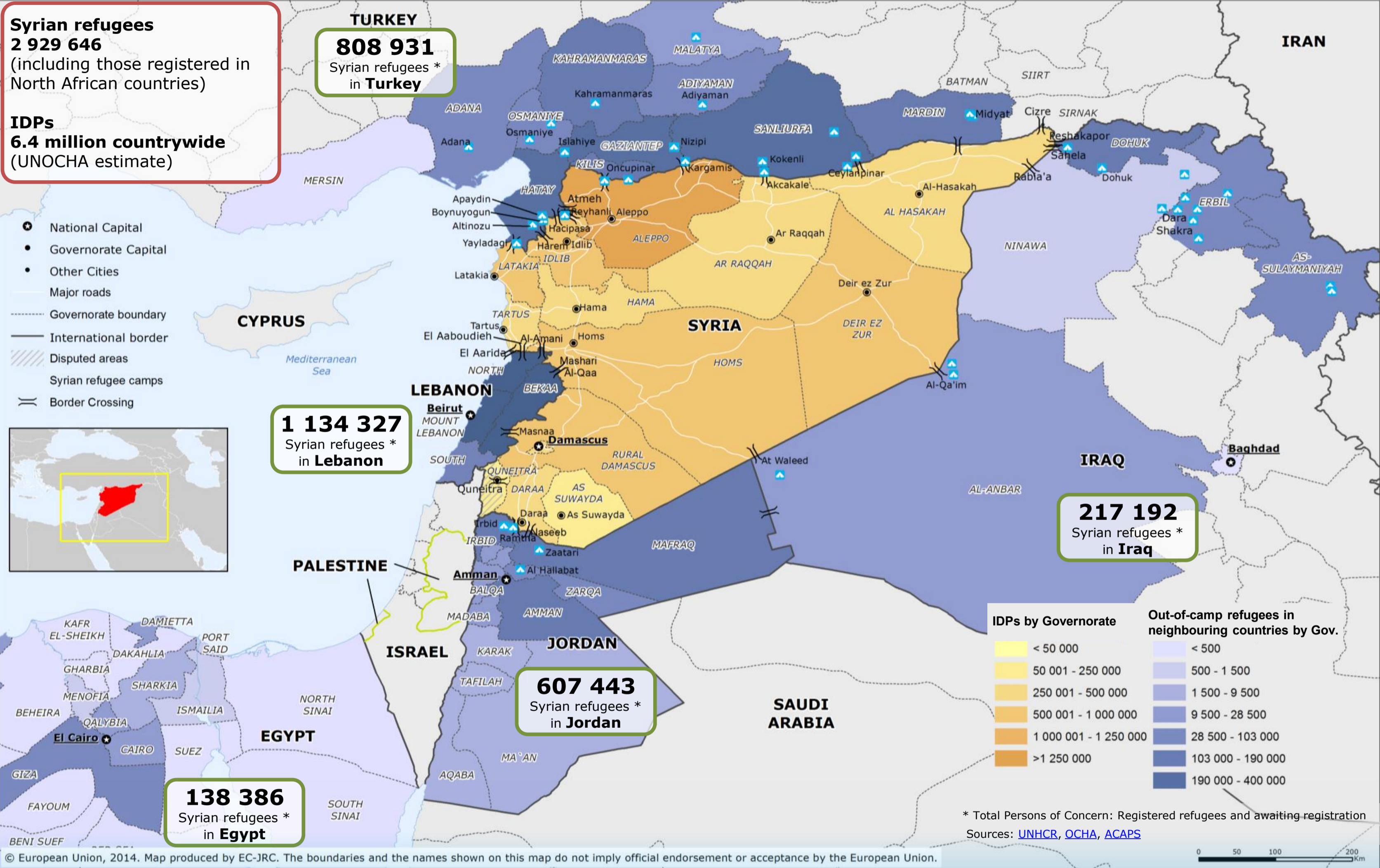
© European Union, 2014. Map produced by EC-JRC. The boundaries and the names shown on this map do not imply official endorsement or acceptance by the European Union.

#SyriaCrisis

Evolution of the Syria crisis 2013 – 2014

Syrian refugees
2 929 646
 (including those registered in North African countries)

IDPs
6.4 million countrywide
 (UNOCHA estimate)



808 931
 Syrian refugees *
 in **Turkey**

1 134 327
 Syrian refugees *
 in **Lebanon**

607 443
 Syrian refugees *
 in **Jordan**

217 192
 Syrian refugees *
 in **Iraq**

138 386
 Syrian refugees *
 in **Egypt**

IDPs by Governorate	Out-of-camp refugees in neighbouring countries by Gov.
Lightest yellow	Lightest blue
Light yellow	Light blue
Yellow	Medium blue
Orange	Dark blue
Dark orange	Very dark blue
Red-orange	Black

* Total Persons of Concern: Registered refugees and awaiting registration
 Sources: [UNHCR](#), [OCHA](#), [ACAPS](#)

#SyriaCrisis

Evolution of the Syria crisis 2013 – 2014

Syrian refugees
2 995 320
 (including 23 367 registered in North African countries)

IDPs
6.4 million countrywide
 (UNOCHA estimate)

832 508
 Syrian refugees *
 in **Turkey**

1 169 846
 Syrian refugees *
 in **Lebanon**

217 886
 Syrian refugees *
 in **Iraq**

612 737
 Syrian refugees *
 in **Jordan**

138 975
 Syrian refugees *
 in **Egypt**

- ⊕ National Capital
- Governorate Capital
- Other Cities
- Major roads
- - - Governorate boundary
- International border
- ▨ Disputed areas
- ▲ Syrian refugee camps
- || Border Crossing



IDPs by Governorate	Out-of-camp refugees in neighbouring countries by Gov.
 < 50 000	 < 500
 50 001 - 250 000	 500 - 1 500
 250 001 - 500 000	 1 500 - 9 500
 500 001 - 1 000 000	 9 500 - 28 500
 1 000 001 - 1 250 000	 28 500 - 103 000
 >1 250 000	 103 000 - 190 000
	 190 000 - 400 000

* Total Persons of Concern: Registered refugees and awaiting registration
 Sources: [UNHCR](#), [OCHA](#), [ACAPS](#)



#SyriaCrisis

Evolution of the Syria crisis 2013 – 2014