

AGENDA
EAST GOSHEN TOWNSHIP
BOARD OF SUPERVISORS
1580 Paoli Pike, 2nd Floor
Tuesday, February 21, 2023
7:00 PM

To Join Zoom Meeting:

Link: <https://us02web.zoom.us/j/87884774825>

Dial In Number: 1 929 205 6099

Meeting ID: 878 8477 4825

During this *hybrid* BOS meeting, public comment will be handled as follows:

- The Zoom public is asked to remain muted during the meeting when the Board is talking.
- If you do not wish to be seen on the Board Room TVs or the YouTube Recording, your camera must be turned off via Zoom.
- In-person public participants will be given the ***first*** opportunity to comment and ask questions on each agenda item that requires a Board vote.
- The Zoom public participants will be given the ***second*** opportunity to comment and ask questions on each agenda item that requires a Board vote.
 - Zoom participants wishing to comment must raise their hand icon, state their name, and must speak one at a time.

1. Call to Order (7:00 PM)
2. Pledge of Allegiance
3. Moment of Silence
Announce that this meeting is being recorded via Zoom. A recording will be uploaded later to the Township's YouTube channel for viewing.
4. Chairman's Report (7:05 PM to 7:10 PM)
 - a. The board met in executive session prior to this meeting in order to discuss a legal matter.
5. Public Hearings - None
6. Emergency Services Reports (7:10 PM to 7:15 PM)
 - a. WEGO – Chief Brenda Bernot
 - b. Goshen Fire Co – January 2023
 - c. Malvern Fire Co – January 2023
 - d. Good Fellowship – January 2023
 - e. Fire Marshal – Carmen Battavio
7. Financial Report – December 2022 Final Report and January 2023 (7:15 PM to 7:20 PM)
8. Approval of Minutes and Treasurer's Report (7:20 PM to 7:25 PM)
 - a. Minutes – None
 - b. Treasurer's Report – February 2, 2023 to February 16, 2023
9. Old Business
10. New Business
 - a. Consideration and possible approval of the Request for Qualifications (RFQ) for a staffing/policing model study of the Westtown-East Goshen Police Department (7:25 PM to 7:40 PM)
 - b. Discussion on costs and funding sources of the Milltown Dam project. (7:40 PM to 8:00 PM)

- c. Consideration of Resolution 2023-07 regarding clean energy future from the ESAC. (8:00 PM to 8:10 PM)

- 11. Standing Issues/Projects (8:10 PM to 8:20 PM)
 - a. Hershey’s Mill Dam Project
 - b. Milltown Dam Project
 - c. Hershey’s Mill Estates – Sewer Line Replacement
- 12. Any Other Matter
- 13. Public Comment (8:20 PM to 8:40 PM)
- 14. Liaison Reports
- 15. Correspondence, Reports of Interest.
- 16. Adjournment (8:40 PM)

Meetings & Dates of Importance

<i>Date</i>	<i>Meeting</i>	<i>Time</i>
February 27	Environmental & Sustainability Advisory Council	7:00pm
February 28	Planning Commission	7:00pm
March 2	Park & Rec Commission	7:00pm
March 7	Board of Supervisors	7:00pm
March 8	Conservancy Board	7:00pm
March 9	Pipeline Task Force	5:30pm
March 13	Municipal Authority	7:00pm
March 16	Futurist Committee	7:00pm
March 21	Board of Supervisors	7:00pm
March 27	ESAC	7:00pm
April 4	Board of Supervisors	7:00pm
April 5	Planning Commission	7:00pm
April 6	Park & Rec Commission	7:00pm
April 7	Township Office Closed	
April 10	Municipal Authority	7:00pm
April 12	Conservancy Board	7:00pm
April 13	Pipeline Task Force	5:30pm
April 18	Board of Supervisors	7:00pm
April 20	Futurist Committee	7:00pm
April 24	ESAC	7:00pm
April 25	Planning Commission	7:00pm
May 2	Board of Supervisors	7:00pm
May 4	Park & Rec Commission	7:00pm
May 8	Municipal Authority	7:00pm
May 10	Conservancy Board	7:00pm

The Chairperson, in his or her sole discretion, shall have the authority to rearrange the agenda accommodate the needs of other board members, the public or an applicant.

Public Comment – Pursuant to Section 710.1 of the Sunshine Act the Township is required to include an opportunity for public comment which is intended to allow residents and/or taxpayers

to comment on matters of concern, official action or deliberation which are or may be before the Board of Supervisors. Matters of concern which merit additional research will be placed on the agenda for the next meeting. The Board of Supervisors will allocate a maximum of 30 minutes for public comment at each meeting.

Constant Contact - Want more information about the latest news in the Township and surrounding area? East Goshen Township and Chester County offer two valuable resources to stay informed about important local issues. East Goshen communicates information by email about all Township news through Constant Contact. To sign up, go to www.eastgoshen.org, and click the “E-notification & Emergency Alert” button on the left side of the homepage.

ReadyChesco - Chester County offers an emergency notification system called ReadyChesco, which notifies residents about public safety emergencies in the area via text, email and cell phone call. Signing up is a great way to keep you and your loved ones safe when disaster strikes. Visit www.readychesco.org to sign up today!

Smart 911 – Smart 911 is a new service in Chester County that allows you to create a Safety Profile at www.smart911.com that includes details you want the 9-1-1 center and public safety response teams to know about your household in an emergency. When you dial 9-1-1, from a phone associated with your Safety Profile that information automatically displays to the 9-1-1 call taker allowing them to send responders based on up-to-date location and emergency information. With your Safety Profile, responders can arrive aware of many details they would not otherwise know. Fire crews can arrive knowing exactly how many people live in your home and where the bedrooms are located. EMS personnel can know family members’ allergies or specific medical conditions. And police can access a photo of a missing family member in seconds rather than minutes or hours, helping the search start faster.

Westtown East Goshen Regional Police Department

Do you want to get the latest news about what is happening with the Westtown-East Goshen (WEGO) Police Department? WEGO has an online tool called CRIME WATCH that gives the public direct access to crime and public safety related information happening in our community. Local residents are encouraged to visit the website and connect with the police department social media sites.

To sign up for CRIME WATCH, <https://chester.crimewatchpa.com/wegopd/53548/content/links>.

Goshen Fire Company Monthly Operations Report

January 2023



Monthly Overview

EMS calls continue to run higher than same month last year. Fire and Fire Police calls are relatively flat to same month last year.

The Automatic Fire Alarm rate was 43%, slightly below average.

Crews responded to Route 202 on January 29th for an Electric Vehicle fire. Crews were in service for approximately 2 hours cooling the battery.

Fire Responses per Municipality	Monthly Responses	Monthly Manhours	YTD 2023 Responses	YTD 2023 Manhours	YTD 2022 Responses	YOY Variance
East Goshen	17	60	17	60	15	13%
West Goshen	24	71	24	71	19	26%
Westtown	6	9	6	9	6	0%
Willistown	2	5	2	5	7	-71%
Other	2	8	2	8	6	-67%
Total - Fire	51	153	51	153	53	-4%

Fire Police Responses per Municipality	Monthly Responses	Monthly Manhours	YTD 2023 Responses	YTD 2023 Manhours	YTD 2022 Responses	YOY Variance
East Goshen	6	22	6	22	6	0%
West Goshen	8	15	8	15	9	-11%
Westtown	9	31	9	31	9	0%
Willistown	3	9	3	9	4	-25%
Other	10	11	10	11	8	25%
Total - Fire Police	36	88	36	88	36	0%

EMS Responses per Municipality	Monthly Responses	Monthly Manhours	YTD 2023 Responses	YTD 2023 Manhours	YTD 2022 Responses	YOY Variance
East Goshen	203	328	203	328	164	24%
West Goshen	175	265	175	265	129	36%
Westtown	37	64	37	64	47	-21%
Willistown	22	47	22	47	29	-24%
Other	12	10	12	10	19	-37%
Total - EMS	449	714	449	714	388	16%

Total Responses per Municipality	Monthly Responses	Monthly Manhours	YTD 2023 Responses	YTD 2023 Manhours	YTD 2022 Responses	YOY Variance
East Goshen	226	410	226	410	185	22%
West Goshen	207	351	207	351	157	32%
Westtown	52	104	52	104	62	-16%
Willistown	27	61	27	61	40	-33%
Other	24	29	24	29	33	-27%
Total - Goshen Fire Company	536	955	536	955	477	12%

Goshen Fire Company Monthly Operations Report January 2023



Monthly Updates

Key Indicators

Patients Treated	365	
Patients 65 and Over	287	79%
EMS Calls to Assisted Living and Retirement Facilities	220	49%
Automatic Fire/CO Alarms	22	43%

Major Incidents

Reservoir & E Strasburg - East Goshen - MVA with extrication from creek	1/22/2023
WC Pike & 5 Points Rd - West Goshen - MVA with fire	1/25/2023
Rt 202 NB @ Boot Rd - West Goshen - Electric Vehicle Fire	1/27/2023
White Horse Village - Edgmont - Building Fire	1/29/2023

Fundraising Activities

EMS Subscription Drive	Underway
Business Contribuiton Drive	Underway

Personnel Updates

None

Apparatus Updates

None



Goshen Fire Company Monthly Automatic Alarm Report

January 2023

DATE	ADDRESS	TOWNSHIP	INCIDENT TYPE	# Calls This Year	# Calls Last 12 Mos.
1/1/2023	608 THORNCROFT DR	East Goshen	745 - Alarm system activation, no fire - unintentional	1	1
1/4/2023	1361 BOOT RD	East Goshen	735 - Alarm system sounded due to malfunction	3	11
1/4/2023	576 FRANKLIN WAY	East Goshen	745 - Alarm system activation, no fire - unintentional	1	1
1/8/2023	1361 BOOT RD	East Goshen	735 - Alarm system sounded due to malfunction	3	11
1/14/2023	1251 UPTON CIR	East Goshen	743 - Smoke detector activation, no fire - unintentional	1	1
1/14/2023	100 LINE RD	East Goshen	744 - Detector activation, no fire - unintentional	1	4
1/24/2023	1361 BOOT RD	East Goshen	714 - Central station, malicious false alarm	3	11
1/26/2023	1340 ENTERPRISE DR	East Goshen	735 - Alarm system sounded due to malfunction	1	1
1/3/2023	529 Cork CIR	West Goshen	736 - CO detector activation due to malfunction	1	1
1/5/2023	200 LAWRENCE DR	West Goshen	735 - Alarm system sounded due to malfunction	1	1
1/5/2023	1155 PHOENIXVILLE PIKE	West Goshen	735 - Alarm system sounded due to malfunction	3	4
1/11/2023	500 ELLIS LN	West Goshen	745 - Alarm system activation, no fire - unintentional	1	4
1/16/2023	1150 DELANCEY PL	West Goshen	735 - Alarm system sounded due to malfunction	1	4
1/18/2023	1237 PAOLI PIKE	West Goshen	745 - Alarm system activation, no fire - unintentional	1	5
1/21/2023	900 Lawrence DR	West Goshen	745 - Alarm system activation, no fire - unintentional	1	4
1/22/2023	1155 PHOENIXVILLE PIKE	West Goshen	745 - Alarm system activation, no fire - unintentional	3	4
1/24/2023	1265 MORSTEIN RD	West Goshen	745 - Alarm system activation, no fire - unintentional	1	1
1/27/2023	1155 PHOENIXVILLE PIKE	West Goshen	745 - Alarm system activation, no fire - unintentional	3	4
1/13/2023	501 DIANE DR	Westtown	743 - Smoke detector activation, no fire - unintentional	1	3
1/26/2023	1027 PRESERVE LN	Westtown	743 - Smoke detector activation, no fire - unintentional	1	1
1/31/2023	802 E SAGE RD	Westtown	746 - Carbon monoxide detector activation, no CO	1	1

**Malvern Fire Company EMS
Monthly Report**



January 2023

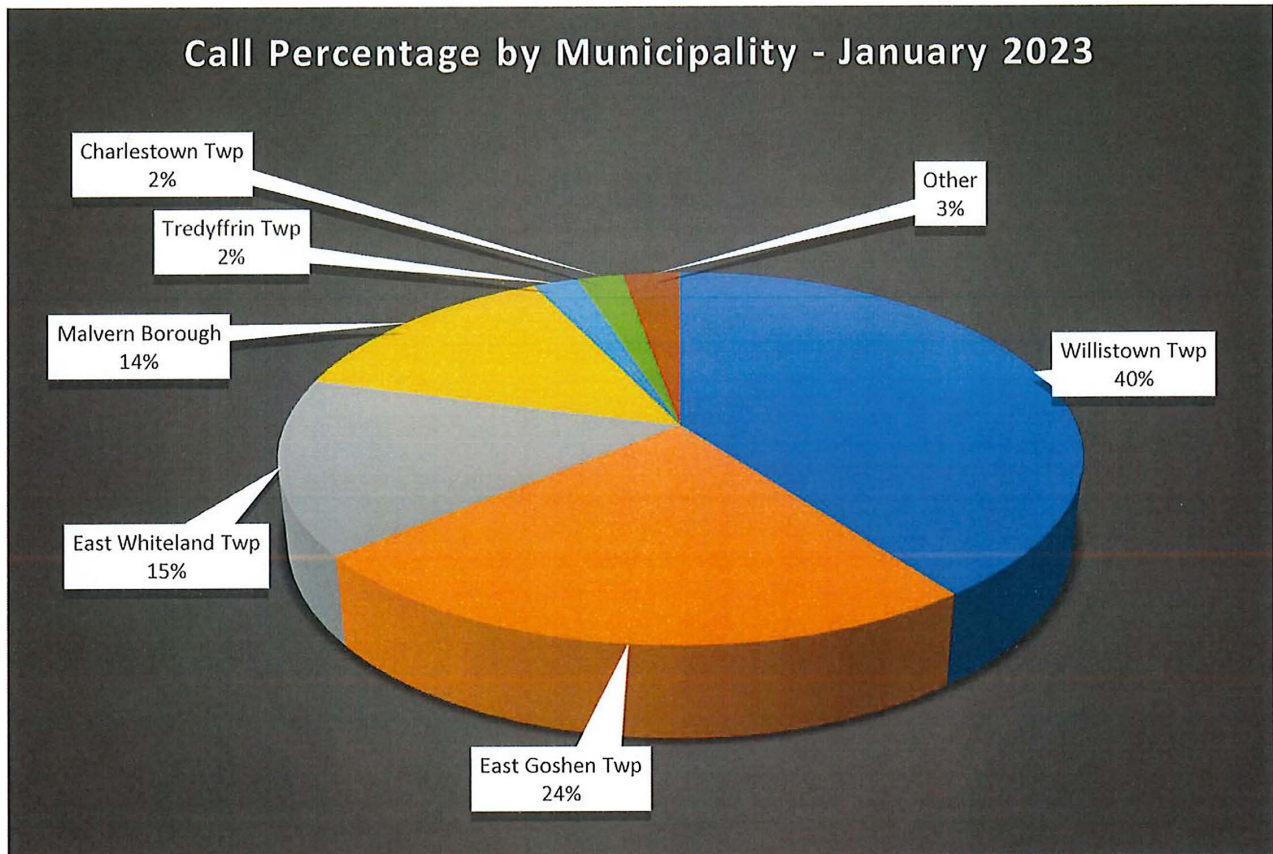


Malvern Fire Company
 Emergency Medical Service
 January 2023 Monthly Report

January 2023 Total Responses: 183

January 2022 Total Responses: 199

2023 Year-to-date Total Responses: 183

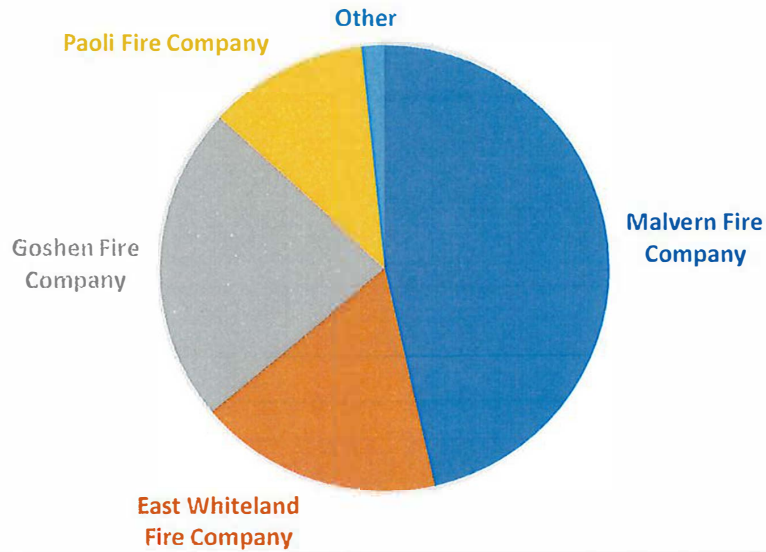


Municipality	Monthly Responses	YTD Responses	YTD %
Willistown Twp	73	73	39.9%
East Whiteland Twp	28	28	15.3%
East Goshen Twp	44	44	24.0%
Malvern Borough	25	25	13.7%
Charlestown Twp	4	4	2.2%
Tredyffrin Twp	4	4	2.2%
Other	5	5	2.7%
Total	183	183	100.0%



Malvern Fire Company
 Emergency Medical Service
 January 2023 Monthly Report

CALLS BY FIRE LOCAL

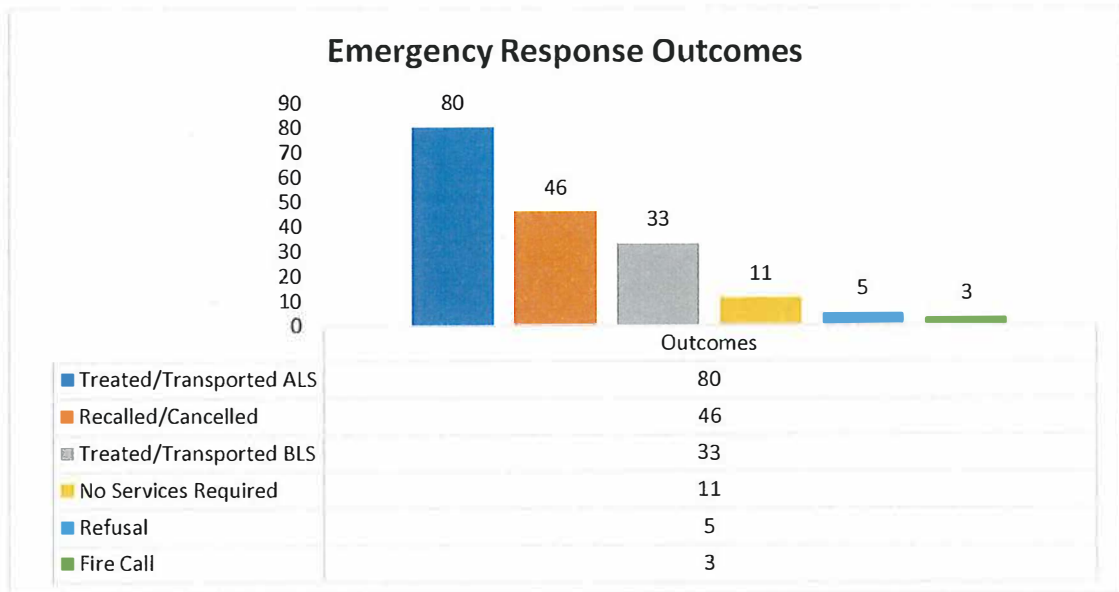


Calls by Fire Local:

Fire Company	Month	YTD	YTD %
Malvern Fire Company	85	85	46.4%
East Whiteland Fire Company	32	32	17.5%
Goshen Fire Company	42	42	23.0%
Paoli Fire Company	21	21	11.5%
Other	3	3	1.6%
Total	183	183	100%



Malvern Fire Company
 Emergency Medical Service
 January 2023 Monthly Report



Transport Destinations

Hospital:	Month	YTD	YTD %
Paoli Hospital	98	98	86.7%
Chester County Hospital	9	9	8.0%
CHOP – King of Prussia	4	4	3.5%
Bryn Mawr Hospital	2	2	1.8%
Riddle Hospital	0	0	0.0%
Lankenau Med. Ctr	0	0	0.0%
Total	113	113	100.0%



Malvern Fire Company
Emergency Medical Service
January 2023 Monthly Report

Responses by Vehicle

Unit	Unit	Month	YTD	YTD %
MIC041	ALS Ambulance (EMT and Paramedic)	138	138	75.4%
MIC042	ALS Ambulance (EMT and Paramedic)	25	25	13.7%
MED041	ALS Aid Car (Paramedic Only)	17	17	9.3%
MED042	ALS Aid Car (Paramedic Only)	2	2	1.1%
AMB041	BLS Ambulance (EMT and EMT)	1	1	0.5%
AMB042	BLS Ambulance (EMT and EMT)	0	0	0.0%
Total		183	183	100%

**AMB and MIC are the same vehicle with different identifier based on staffing level

Response by Crew Type

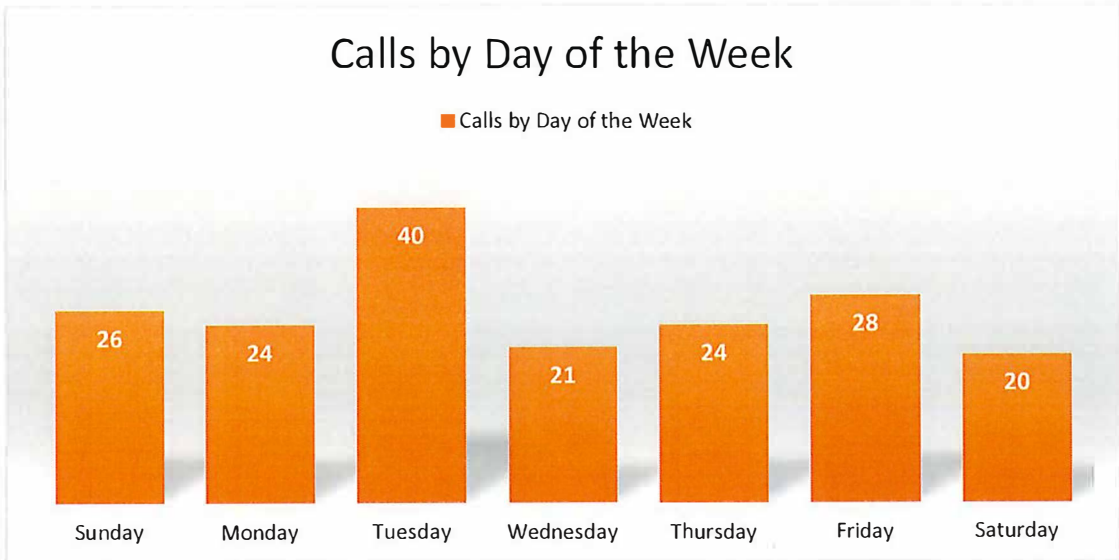
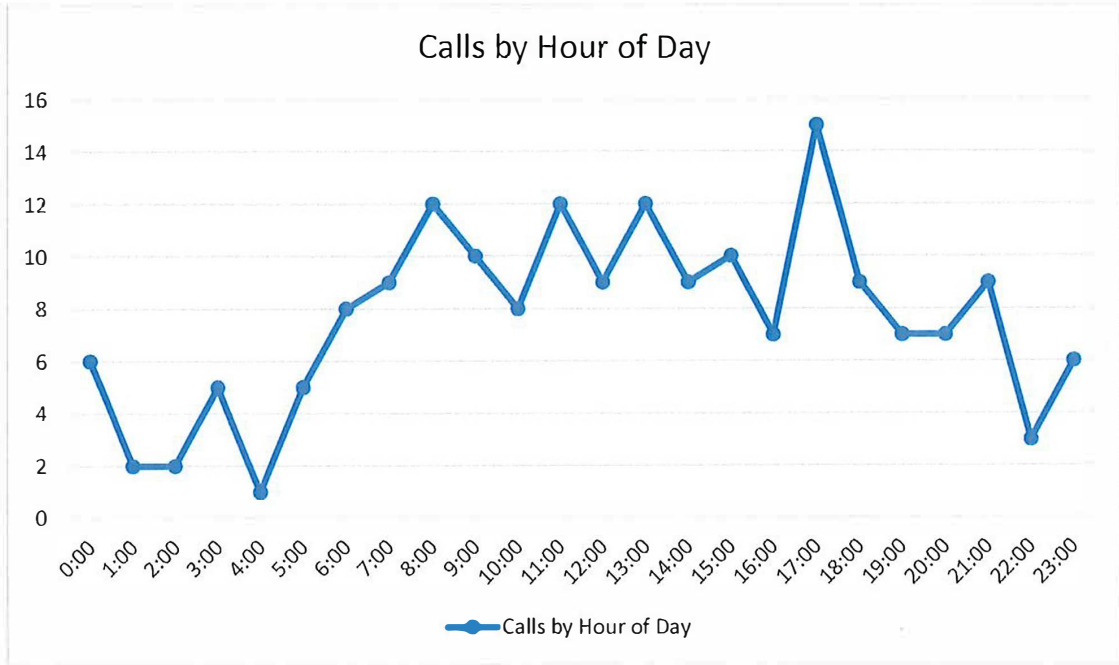
Unit	Month	YTD	YTD %
ALS Ambulance (EMT and Paramedic)	163	163	89.1%
ALS Aid Car (Paramedic Only)	19	19	10.4%
BLS Ambulance (EMT and EMT)	1	1	0.5%
Total	183	183	100%

ALS Ambulance Response Type

Unit	Month	YTD	YTD %
ALS Assist	65	65	39.9%
ALS Transport	52	52	31.9%
BLS Transport	46	46	28.2%
Total	163	163	100%



Malvern Fire Company
 Emergency Medical Service
 January 2023 Monthly Report



Covered Calls

Total Dispatches	Transports
11	10



January 2023

EAST GOSHEN TOWNSHIP

	2022	2023	YOY Variance
JAN	59	84	42%
FEB	54		
MAR	47		
APR	50		
MAY	45		
JUN	49		
JUL	60		
AUG	59		
SEP	39		
OCT	61		
NOV	50		
DEC	88		
	661	84	Year Avg: 42.4%

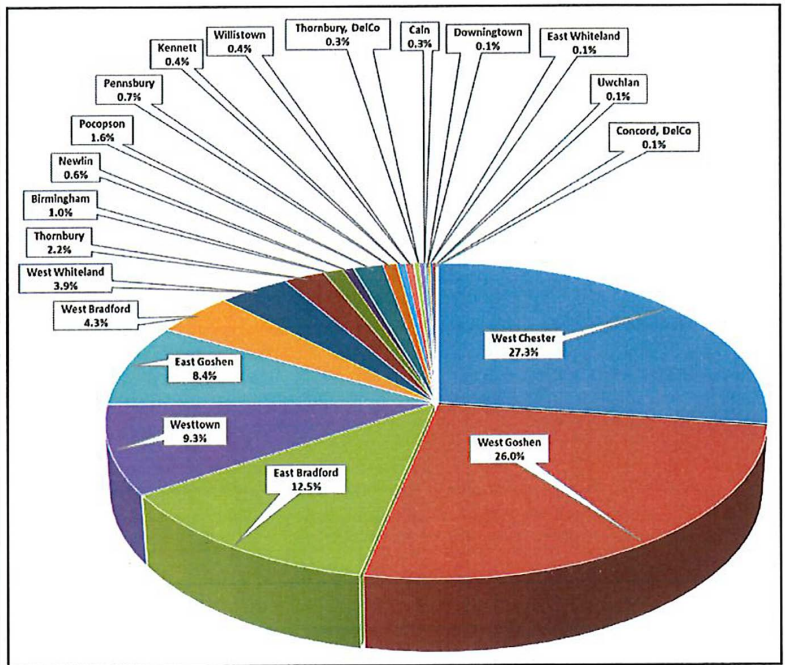


January 2023

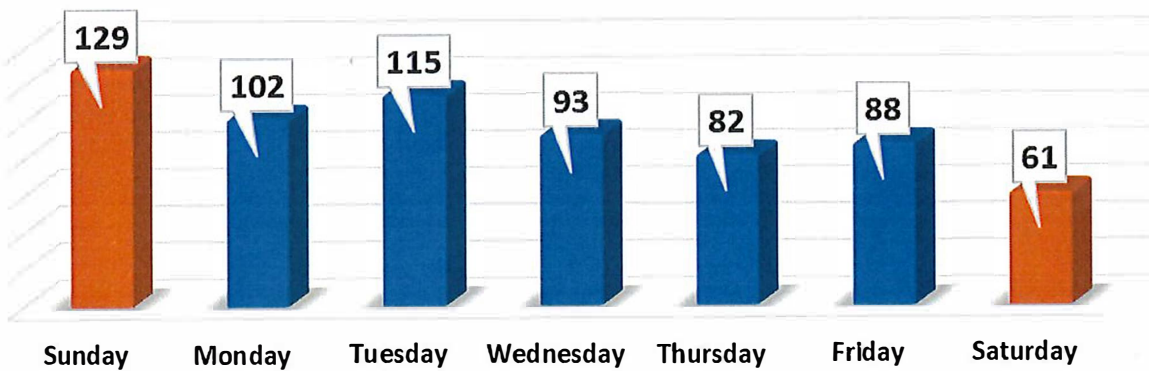
OPERATIONS REPORT

CALL VOLUME

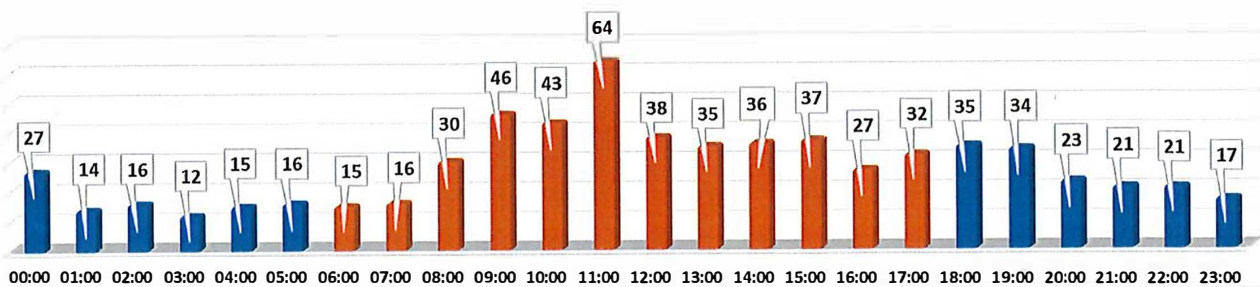
Municipality	Total	%	YTD
West Chester	183	27.3%	183
West Goshen	174	26.0%	174
East Bradford	84	12.5%	84
Westtown	62	9.3%	62
East Goshen	56	8.4%	56
West Bradford	29	4.3%	29
West Whiteland	26	3.9%	26
Thornbury	15	2.2%	15
Birmingham	7	1.0%	7
Newlin	4	0.6%	4
Pocopson	11	1.6%	
Pennsbury	5	0.7%	
Kennett	3	0.4%	
Willistown	3	0.4%	
Thornbury, DelCo	2	0.3%	
Caln	2	0.3%	
Downingtown	1	0.1%	
East Whiteland	1	0.1%	
Uwchlan	1	0.1%	
Concord, DelCo	1	0.1%	
	670		



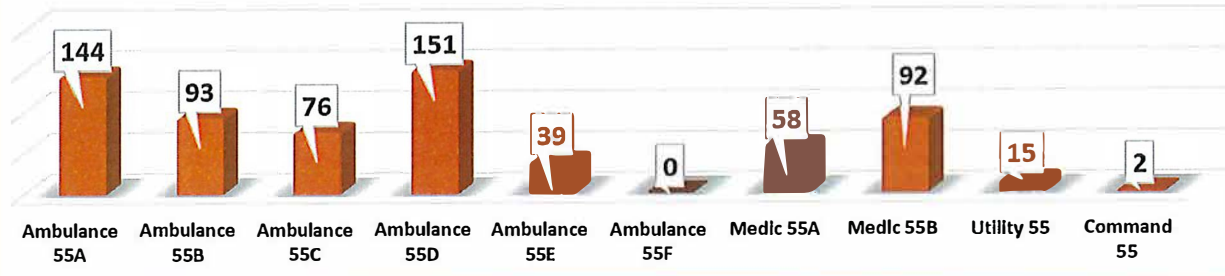
Call Volume By Day of Week



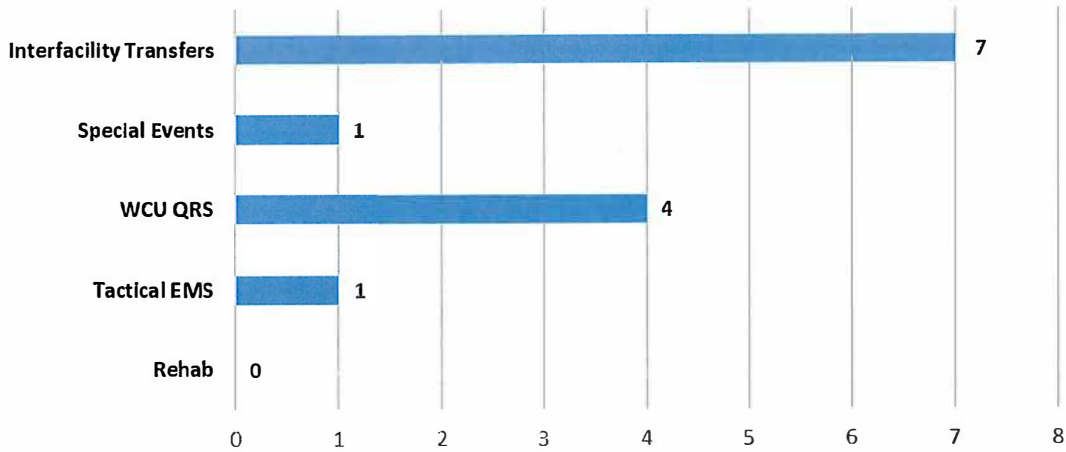
Call Volume By Hour



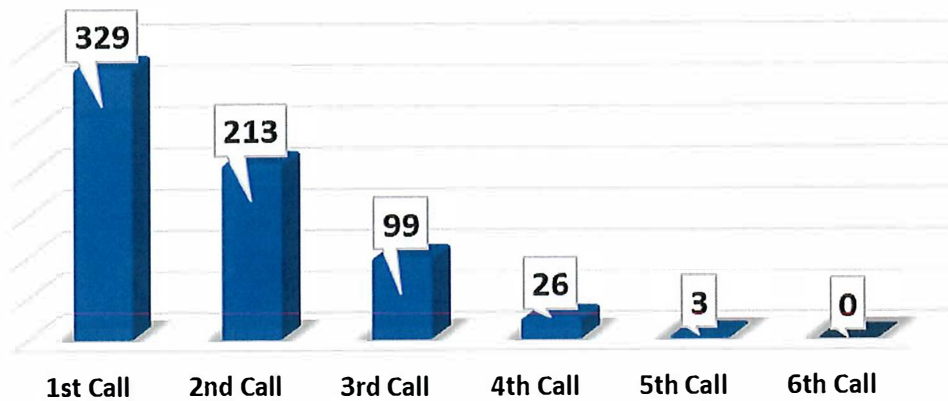
Call Volume By Vehicle



Interfacility Transports & Special Operations



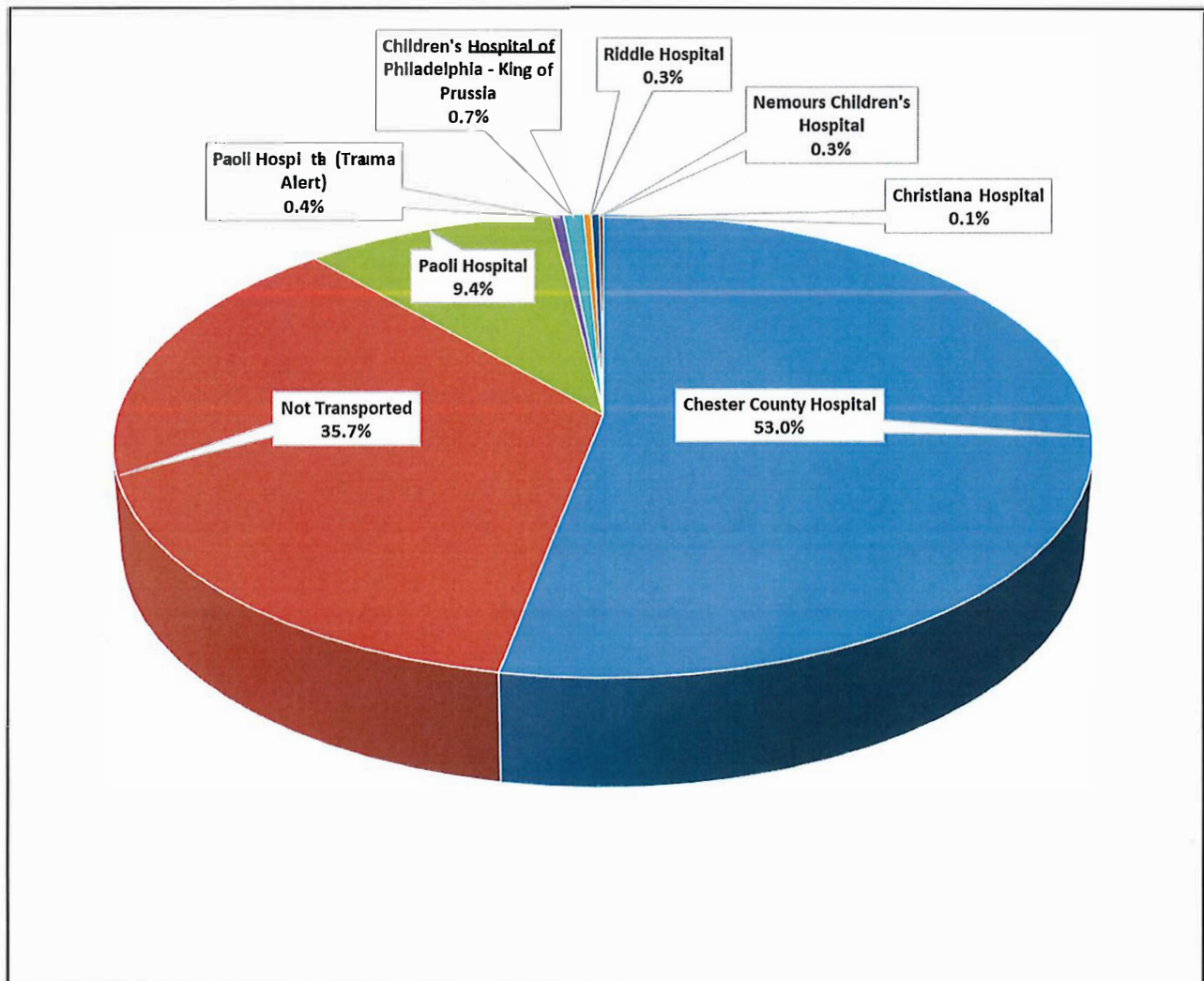
Call Sequence



HOSPITAL DESTINATION INFORMATION

Receiving Hospital	Total	%
Chester County Hospital	355	53.0%
Not Transported	239	35.7%
Paoli Hospital	63	9.4%
Paoli Hospital (Trauma Alert)	3	0.4%
Children's Hospital of Philadelphia - King of Prussia	5	0.7%
Riddle Hospital	2	0.3%
Nemours Children's Hospital	2	0.3%
Christiana Hospital	1	0.1%
670		
Transported:		431 64.3%
Not Transported:		239 35.7%
670		

Non-Transport Breakdown	
Refusal	52
Recalled Enroute	30
Recalled On Scene	86
No Services	39
Lift Assist	18
DOA	7
Released to BLS	7
External ALS Assist	0
239	



MISCELLANEOUS CALL INFORMATION

Average Times	
Dispatch To Enroute	01:23
Enroute To On Scene	07:01
On Scene Time	16:22
Transport Time	10:19
ER Wait Time	13:52
Dispatch To Available	49:33

Alcohol / Drug Suspicion		
	Total	%
Alcohol	27	4.0%
Alcohol and Drugs	3	0.4%
Drugs	15	2.2%
Total:	45	6.7%
Unknown / Unable to Determine	2	0.3%

Calls Covering Other Agencies	
Goshen Fire Co.	22
Uwchlan Ambulance	12
Longwood Fire Co.	20
Concordville Fire Co.	4
Minquas Fire Co.	3
Malvern Fire Co.	5
Modena Fire Co.	1
East Whiteland Fire Co.	1
Total	68

Responses By Station	
Main Station (Station 55)	489
East Goshen (Station 155)	29
East Bradford (Station 255)	152

West Chester University Calls		
	Total	%
Total WCU Calls	15	2.2%
WCU Calls in West Chester	12	1.8%
WCU Calls in West Goshen	1	0.1%
WCU Calls in East Bradford	2	0.3%

Call Types		
BLS - Sick Person	85	12.7%
ALS - Respiratory Difficulty	82	12.2%
BLS - Fall / Lift Assist	63	9.4%
ALS - Cardiac Problems	61	9.1%
BLS - Emotional Disorder	31	4.6%
ALS - Syncope	26	3.9%
ALS - CVA/Stroke	25	3.7%
ALS - Fall	24	3.6%
BLS - Injured Person	23	3.4%
ALS - Unresponsive Person	20	3.0%
ALS - Seizures	19	2.8%
ALS - Unconscious Person	18	2.7%
ALS - Hypotension	13	1.9%
Accident - BLS	12	1.8%
BLS - Abdominal Pain	11	1.6%
BLS - Back Pain	11	1.6%
BLS - Syncope	11	1.6%
ALS - Diabetic Emergency	10	1.5%
ALS - Abdominal Pain	9	1.3%
ALS - Hemorrhaging	9	1.3%
BLS - Hemorrhaging	9	1.3%
ALS - Cardiac/Resp Arrest	8	1.2%
ALS - Injured Person	8	1.2%
Alarm - BLS Medical	8	1.2%
BLS - Overdose	8	1.2%
BLS - DOA	7	1.0%
EMS - Standby - Fire	7	1.0%
ALS - Overdose	5	0.7%
BLS - Assault w/Injury	5	0.7%
ALS - Maternity/Labor Pains	4	0.6%
Accident - ALS	4	0.6%
Accident - Pedestrian	4	0.6%
BLS - Maternity/Labor Pain	4	0.6%
BLS - Seizures	4	0.6%
ALS - Allergic/Med Reaction	3	0.4%
ALS - Back Pain	3	0.4%
ALS - Emotional Disorder	3	0.4%
BLS - Unknown Nature	3	0.4%
Alarm - Carbon Monoxide	2	0.3%
ALS - Equestrian Injury	1	0.1%
ALS - Poisoning	1	0.1%
ALS - Stabbing	1	0.1%
Accident - Entrapment	1	0.1%
Accident - Involving Fire	1	0.1%
BLS - Allergic/Med Reaction	1	0.1%
EMS - Relocate	1	0.1%
EMS - Standby - Event	1	0.1%
Total	670	

Memo

To: Board of Supervisors
From: Dave Ware
Re: January 2023 Financial Report
Date: February 16, 2023

As of January 31st, net of pass throughs, the general fund had YTD revenues of \$410,499 and expenses of \$959,976 for a deficit of \$549,976. As of January 31st, the general fund balance was \$5,193,137.

January revenue finished 2.4% lower than budget and 12.5% lower than prior year. Real Estate Transfer Tax collections is driving the decrease versus budget, while RE Transfer Tax and Earned Income Tax collections are driving the decrease versus prior year.

January expenses are 5.8% over budget and 24.0% higher than prior YTD. The timing of engineering services and recharges, coupled with building expenses drove the expenses higher than budget. The net result from actual operations in January is \$53K lower than budget. Insurance premiums, administrative costs, engineering costs, the timing of snow material purchases, and vehicle maintenance/repair are driving actual expenses over prior year.

Other funds

- The **State Liquid Fuels Fund** had \$2 in revenues and \$0 in expenses. The fund balance is \$566.
- The **Capital Reserve Fund** had \$16,900 in revenues and \$73,931 in expenses. The fund balance is \$5,175,541.
- The **Transportation Fund** had \$1,807 in revenues and \$0 in expenses. The fund balance is \$470,733.
- The **Sewer Operating Fund** had \$221,453 in revenues and \$220,097 in expenses. The fund balance is \$1,160,025.
- The **Refuse Fund** had \$105,024 in revenues and \$120,476 in expenses. The fund balance is \$549,475.
- The **Bond Fund** had \$8,340 in revenues and \$10,550 in expenses. The fund balance is \$2,353,711.
- The **Sewer Capital Reserve Fund** had \$7,173 in revenues and \$58,334 in expenses. The fund balance is \$2,333,612.
- The **Operating Reserve Fund** had \$6,008 in revenues and \$0 in expenses. The fund balance is \$1,564,616.
- The **ARPA Fund** had \$3,595 in revenues and \$5,960 in expenses. The fund balance is \$962,487.
- The **Infrastructure Sustainability Fund** had \$5,960 in revenues and \$0 in expenses. The fund balance is \$1,800,909.

EAST GOSHEN TOWNSHIP
Variance Detail Report
Year to Date As of January 31, 2023
GENERAL FUND

	YTD Pr Yr	YTD Budget	YTD Actual	Versus Budget	Comments on YTD Budget Variance
				Favorable/ (Unfavorable)	
REVENUES					
LOCAL ENABLING TAXES	427,685	375,690	352,367	(23,323)	RE Transfer Tax under budget
LICENSE & PERMITS	0	0	960	960	
FINES	9,069	3,372	2,179	(1,194)	
INTEREST EARNINGS	182	13,813	19,356	5,543	Will monitor; could be 2023 monthly trend
RENTS	7,564	7,715	8,664	949	
STATE SHARED REVENUE & ENTITLEMENT	0	0	0	0	
GENERAL GOVERNMENT	2,176	1,332	7,055	5,724	Engineering Fees
PUBLIC SAFETY	12,895	10,344	8,585	(1,759)	
HIGHWAY & STREETS	0	0	273	273	
CULTURE & RECREATION	8,130	8,001	10,831	2,830	Ballfield rentals over budget
MISCELLANEOUS REVENUE	1,565	427	229	(199)	
INTERFUND OPERATING TRANSFERS	0	0	0	0	
TOTAL REVENUES	469,266	420,694	410,499	(10,195)	
EXPENSES					
GENERAL GOVERNMENT	61,346	74,602	109,340	(34,737)	Timing of engineering services and recharges
TAX COLLECTION	14,842	5,729	5,392	338	Includes \$9K for HEPA cleaning Twp building 2nd floor (mold) and \$3K for PW HVAC preventative maintenance; electric/water & district court
GENERAL GOVERNMENT BLDG & PLANT	26,750	22,778	42,807	(20,029)	costs
PUBLIC SAFETY	435,637	448,375	446,024	2,351	
PLANNING & ZONING	26,162	33,696	30,840	2,857	
RECYCLING	0	0	0	0	
PUBLIC WORKS - SANITATION	17,465	17,537	17,270	267	
PUBLIC WORKS - HWYS ROADS & STREETS	115,509	162,117	160,044	2,073	
PARTICIPANT RECREATION	10,328	16,002	18,438	(2,436)	Timing of trips vs. prior year
PARKS	9,778	14,120	17,000	(2,880)	\$2K tree removal not in January budget
CONSERVATION & DEVELOPMENT	0	0	107	(107)	
HISTORICAL	0	0	30	(30)	
DEBT SERVICE	2,726	1,328	1,390	(62)	
PENSION FUND CONTRIBUTION	0	0	0	0	
INSURANCE PREMIUMS	33,535	93,394	93,835	(440)	
EMPLOYEE BENEFITS	19,896	17,385	17,459	(73)	
INTERFUND TRANSFERS	0	0	0	0	
TOTAL EXPENSES	773,975	907,065	959,976	(52,910)	
RESULTS FROM OPERATIONS	(304,709)	(486,371)	(549,477)	(63,105)	

MONTH END FUND BALANCE REPORT

ALL FUNDS JANUARY 2023

* NOTE: GENERAL FUND INCLUDES PASS-THROUGH ACCOUNTS

FUND	01	02	03	04	05	06	09	10	12	07	08	19	
	GENERAL FUND*	LIQUID FUELS STATE FUND	CAP RESV FUND	TRANSPORT. FUND	SEWER OP. FUND	REFUSE FUND	SEWER CAP RESV FUND	OPERATING RESERVE	INFRASTRUCTURE SUSTAIN	TOWNSHIP FUNDS	MUNICIPAL AUTHORITY	BOND FUND	ARPA FUND
01/01/23 BEGINNING BALANCE	\$5,829,155	\$564	\$5,232,573	\$468,926	\$1,158,669	\$564,927	\$2,384,772	\$1,558,608	\$1,794,949	\$18,993,142	\$5,172	\$2,355,921	\$963,936
RECEIPTS													
310 TAXES	353,743.11	\$0	\$0	\$0	\$0	\$0	\$0	\$0	\$0	\$353,743	\$0	\$0	\$0
320 LICENSES & PERMITS	960.00	\$0	\$0	\$0	\$0	\$0	\$0	\$0	\$0	\$960	\$0	\$0	\$0
330 FINES & FORFEITS	2,178.77	\$0	\$0	\$0	\$0	\$0	\$0	\$0	\$0	\$2,179	\$0	\$0	\$0
340 INTERESTS & RENTS	28,020.21	\$2	\$16,900	\$1,807	\$1,770	\$804	\$7,173	\$6,008	\$5,960	\$62,485	\$3	\$8,340	\$3,595
350 INTERGOVERNMENTAL	-	\$0	\$0	\$0	\$0	\$0	\$0	\$0	\$0	\$0	\$0	\$0	\$0
360 CHARGES FOR SERVICES	26,744.16	\$0	\$0	\$0	\$219,683	\$104,220	\$0	\$0	\$0	\$350,647	\$580	\$0	\$0
380 MISCELLANEOUS REVENUES	14,966.43	\$0	\$0	\$0	\$0	\$0	\$0	\$0	\$0	\$14,966	\$141	\$0	\$0
390 OTHER FINANCING SOURCES	-	\$0	\$0	\$0	\$0	\$0	\$0	\$0	\$0	\$0	\$79,291	\$0	\$0
	\$426,613	\$2	\$16,900	\$1,807	\$221,453	\$105,024	\$7,173	\$6,008	\$5,960	\$784,980	\$80,014	\$8,340	\$3,595
EXPENDITURES													
400 GENERAL GOVERNMENT	158,914.84	\$0	\$9,103	\$0	\$0	\$0	\$0	\$0	\$0	\$168,018	\$0	\$0	\$5,045
410 PUBLIC SAFETY	643,664.82	\$0	\$0	\$0	\$0	\$0	\$0	\$0	\$0	\$643,665	\$0	\$0	\$0
420 HEALTH & WELFARE	16,960.20	\$0	\$0	\$0	\$0	\$0	\$0	\$0	\$0	\$16,960	\$76,291	\$0	\$0
426 SANITATION & REFUSE	\$0	\$0	\$0	\$0	\$178,483	\$120,476	\$0	\$0	\$0	\$298,960	\$0	\$0	\$0
430 HIGHWAYS,ROADS & STREETS	160,354.26	\$0	\$21,494	\$0	\$0	\$0	\$0	\$0	\$0	\$181,849	\$0	\$0	\$0
450 CULTURE-RECREATION	35,438.19	\$0	\$43,333	\$0	\$0	\$0	\$0	\$0	\$0	\$78,772	\$0	\$10,550	\$0
460 CONSERVATION & DEVELOPMENT	137.10	\$0	\$0	\$0	\$0	\$0	\$0	\$0	\$0	\$137	\$0	\$0	\$0
470 DEBT SERVICE	1,389.98	\$0	\$0	\$0	\$20,656	\$0	\$0	\$0	\$0	\$22,046	\$0	\$0	\$0
480 MISCELLANEOUS EXPENDITURES	126,170.91	\$0	\$0	\$0	\$0	\$0	\$0	\$0	\$0	\$126,171	\$0	\$0	\$0
490 OTHER FINANCING USES	-	\$0	\$0	\$0	\$20,957	\$0	\$58,334	\$0	\$0	\$79,291	\$0	\$0	\$0
	\$1,143,030	\$0	\$73,931	\$0	\$220,097	\$120,476	\$58,334	\$0	\$0	\$1,615,868	\$76,291	\$10,550	\$5,045
2023 SURPLUS/(DEFICIT)	(\$716,418)	\$2	(\$7,031)	1,807	1,356	(15,452)	(51,160)	6,008	5,960	(830,888)	3,723	(2,210)	(1,449)
CLEARING ACCOUNT ADJUSTMENTS	\$80,399												
1/31/23 ENDING BALANCE	\$5,193,137	\$566	\$5,175,541	\$470,733	\$1,160,025	\$549,475	\$2,333,612	\$1,564,616	\$1,800,909	\$18,248,613	\$8,895	\$2,353,711	\$962,487

EAST GOSHEN TOWNSHIP

Variance Detail Report

Year to Date As of December 31, 2022

GENERAL FUND

REVENUES	YTD Pr Yr	YTD Budget	YTD Actual	Versus Budget Favorable/ (Unfavorable)	Comments on YTD Budget Variance
LOCAL ENABLING TAXES	8,984,667	8,408,136	8,995,035	586,899	EIT Collections performance similar to Prior Year not in Budget
LICENSE & PERMITS	440,810	432,733	425,554	(7,178)	Franchise fees under budget
FINES	45,121	57,000	69,505	12,505	Zoning violations
INTEREST EARNINGS	2,750	3,500	102,835	99,335	Driven by the move to PLGIT (4.12% vs. 1.15%)
RENTS	101,273	103,068	103,066	(1)	
STATE SHARED REVENUE & ENTITLEMENT	132,289	120,903	134,604	13,701	Higher State aid received vs. Budget
GENERAL GOVERNMENT	29,563	31,600	33,517	1,917	
PUBLIC SAFETY	338,687	306,064	485,063	178,999	Driven by building permits
HIGHWAY & STREETS	6,452	5,026	1,045	(3,981)	
CULTURE & RECREATION	145,109	173,361	182,721	9,360	More summer program & tennis signups
MISCELLANEOUS REVENUE	162,702	148,146	291,531	143,385	Insurance dividends & wireless tower renewal
INTERFUND OPERATING TRANSFERS	1,064,056	1,060,871	1,162,528	101,657	More Liquid Fuel \$ and Sewer Transfers than anticipated
TOTAL REVENUES	11,453,479	10,850,407	11,987,004	1,136,597	
EXPENSES					
GENERAL GOVERNMENT	979,121	1,045,226	1,071,816	(26,590)	Lower engineering services offset by Hicks reimbursements
TAX COLLECTION	119,639	86,044	119,098	(33,055)	Driven by higher EIT receipts vs budget
GENERAL GOVERNMENT BLDG & PLANT	451,488	295,806	599,940	(304,133)	Maintenance costs and add'l capital purchase/replacement transfers
PUBLIC SAFETY	4,444,762	4,632,242	4,682,436	(50,193)	WEGO paid 100% from General, not Trust as value is down vs. 2021
PLANNING & ZONING	395,445	413,816	373,157	40,658	Lower payroll costs due to staffing
RECYCLING	13,760	14,853	15,912	(1,059)	
PUBLIC WORKS - SANITATION	469,210	274,529	351,289	(76,760)	More sewer & stormwater work and supplies vs. budget
PUBLIC WORKS - HWYS ROADS & STREETS	1,812,565	1,962,633	2,045,762	(83,129)	Higher paving material/fuel costs; more signal maintenance
PARTICIPANT RECREATION	215,389	239,375	296,126	(56,752)	P&R Coordinator not in Budget; Increased programs offset by revenue
PARKS	304,147	337,783	410,528	(72,745)	Higher maintenance costs - landscaping, mowing, tree removal
CONSERVATION & DEVELOPMENT	471	4,886	2,241	2,645	
HISTORICAL	914	2,248	2,328	(80)	
DEBT SERVICE	576,090	550,075	550,077	(2)	
PENSION FUND CONTRIBUTION	136,373	126,000	132,827	(6,827)	May receive true-up in 2023 for retired ineligible employees
INSURANCE PREMIUMS	701,393	638,147	573,834	64,313	Changes in plans and employees/selections
EMPLOYEE BENEFITS	213,833	226,746	223,966	2,780	Higher uniform cleaning costs
INTERFUND TRANSFERS	554,822	0	450,580	(450,580)	Approved transfers to Capital Reserve and Infrastructure Funds
TOTAL EXPENSES	11,389,421	10,850,407	11,901,916	(1,051,509)	
RESULTS FROM OPERATIONS	64,058	(0)	85,088	85,088	

MONTH END FUND BALANCE REPORT

ALL FUNDS DECEMBER 2022

* NOTE: GENERAL FUND INCLUDES PASS-THROUGH ACCOUNTS

FINAL REPORT		FUND													
		01	02	03	04	05	06	09	10	12	07	08	19		
		GENERAL FUND*	LIQUID FUELS STATE FUND	CAP RESV FUND	TRANSPORT. FUND	SEWER OP. FUND	REFUSE FUND	SEWER CAP RESV FUND	OPERATING RESERVE	INFRASTRUCTURE SUSTAIN	TOWNSHIP FUNDS	MUNICIPAL AUTHORITY	BOND FUND	ARPA FUND	
01/01/22 BEGINNING BALANCE		\$5,739,288	\$130	\$4,873,286	\$610,352	\$1,021,128	\$494,811	\$2,361,152	\$2,784,888	\$339,058	\$18,224,092	\$11,620	\$2,787,907	\$914,664	
RECEIPTS															
310	TAXES	9,087,569.38	\$0	\$0	\$0	\$0	\$0	\$0	\$0	\$0	\$9,087,569	\$0	\$0	\$0	
320	LICENSES & PERMITS	425,554.24	\$0	\$0	\$0	\$0	\$0	\$0	\$0	\$0	\$425,554	\$0	\$0	\$0	
330	FINES & FORFEITS	69,505.03	\$0	\$0	\$0	\$0	\$0	\$0	\$0	\$0	\$69,505	\$0	\$0	\$0	
340	INTERESTS & RENTS	205,901.47	\$6,511	\$65,861	\$7,087	\$7,664	\$3,208	\$318,246	\$23,720	\$23,609	\$638,199	\$7	\$37,931	\$14,173	
350	INTERGOVERNMENTAL	414,602.52	\$515,255	\$309,776	\$0	\$0	\$0	\$0	\$0	\$0	\$1,239,633	\$0	\$0	\$955,827	
360	CHARGES FOR SERVICES	677,588.30	\$0	\$0	\$0	\$3,879,256	\$1,406,517	\$0	\$0	\$0	\$5,963,361	\$4,953	\$0	\$0	
380	MISCELLANEOUS REVENUES	2,480,763.68	\$0	\$0	\$396	\$0	\$0	\$0	\$0	\$0	\$2,481,160	\$282	\$0	\$0	
390	OTHER FINANCING SOURCES	1,190,303.66	\$0	\$987,311	\$0	\$0	\$0	\$0	\$0	\$1,450,258	\$2,177,615	\$377,636	\$50,000	\$0	
		\$14,551,788	\$521,766	\$1,362,948	\$7,483	\$3,886,920	\$1,409,725	\$318,246	\$23,720	\$1,473,867	\$22,082,596	\$382,879	\$87,931	\$970,000	
EXPENDITURES															
400	GENERAL GOVERNMENT	1,860,888.43	\$0	\$100,914	\$0	\$0	\$0	\$0	\$0	\$0	\$1,961,802	\$0	\$0	\$920,729	
410	PUBLIC SAFETY	7,249,515.93	\$0	\$0	\$0	\$0	\$0	\$0	\$0	\$0	\$7,249,516	\$0	\$0	\$0	
420	HEALTH & WELFARE	176,147.86	\$0	\$0	\$0	\$0	\$0	\$0	\$0	\$0	\$176,148	\$94,512	\$0	\$0	
426	SANITATION & REFUSE	\$0	\$0	\$0	\$0	\$2,346,040	\$1,339,609	\$0	\$0	\$0	\$3,685,649	\$0	\$0	\$0	
430	HIGHWAYS,ROADS & STREETS	2,236,814.92	\$521,332	\$161,242	\$148,910	\$0	\$0	\$7,969	\$0	\$0	\$3,076,267	\$294,814	\$411,392	\$0	
450	CULTURE-RECREATION	729,153.96	\$0	\$679,557	\$0	\$0	\$0	\$0	\$0	\$17,048	\$1,408,711	\$0	\$108,525	\$0	
460	CONSERVATION & DEVELOPMENT	4,569.06	\$0	\$60,453	\$0	\$0	\$0	\$0	\$0	\$0	\$65,022	\$0	\$0	\$0	
470	DEBT SERVICE	550,076.86	\$0	\$0	\$0	\$972,360	\$0	\$0	\$0	\$0	\$1,522,437	\$0	\$0	\$0	
480	MISCELLANEOUS EXPENDITURES	1,214,098.06	\$0	\$0	\$0	\$0	\$0	\$0	\$0	\$0	\$1,214,098	\$0	\$0	\$0	
490	OTHER FINANCING USES	450,579.54	\$0	\$1,495	\$0	\$430,979	\$0	\$286,657	\$1,250,000	\$927	\$2,419,711	\$0	\$0	\$0	
		\$14,471,845	\$521,332	\$1,003,660	\$148,910	\$3,749,379	\$1,339,609	\$294,626	\$1,250,000	\$17,975	\$22,779,360	\$389,327	\$519,917	\$920,729	
2022 SURPLUS/(DEFICIT)		\$79,944	\$434	359,287	(141,427)	137,541	70,116	23,620	(1,226,280)	1,455,891	(696,765)	(6,448)	(431,986)	49,272	
CLEARING ACCOUNT ADJUSTMENTS		\$9,923													
12/31/22 ENDING BALANCE		\$5,829,155	\$564	\$5,232,573	\$468,926	\$1,158,669	\$564,927	\$2,384,772	\$1,558,608	\$1,794,949	\$18,993,142	\$5,172	\$2,355,921	\$963,936	

**EAST GOSHEN TOWNSHIP
MEMORANDUM**

TO: BOARD OF SUPERVISORS
FROM: DAVE WARE
SUBJECT: PROPOSED PAYMENTS OF BILLS
DATE: FEBRUARY 16, 2023

Attached please find the Treasurer's Report for the weeks of February 2, 2023 – February 16, 2023.

EIT, RE Transfer, & LST Tax collections, franchise fees and permit fees drove General Fund revenue. Additionally, Park & Rec camp registrations sold out in less than 15 minutes and generated revenue of over \$100K.

The \$389K WEGO February contribution, \$86K insurance premium payments, \$16K in audit fees, and \$6.5K in geothermal controls inspection were paid out of the General Fund. Other expenses include routine maintenance and repair along with engineering costs, utilities and legal costs.

Capital Fund incurred \$125.5K in expense for the budgeted replacement skid steer, which is included on the fixed assets list.

The Bond Fund expenditures include a \$458K payment to West Goshen Sewer Authority, which represents the final payment for the Westtown Way Pump Station.

ARPA Fund expenditures includes \$6K for Hershey's Mill Estates sewer repair project.

Recommended motion: Mr. Chairman, I move that we accept the receipts and approve the expenditures as presented in the Expenditure Register and as summarized in the Treasurer's Report.

TREASURER'S REPORT
RECEIPTS AND BILLS

February 2, 2023 - February 16, 2023

GENERAL FUND

Real Estate Tax	\$1,592.66
Earned Income Tax	\$839,987.65
Local Service Tax	\$42,731.46
Transfer Tax	\$30,466.65
General Fund Interest Earned	\$19.54
Total Other Revenue	\$222,692.62

Total General Fund Receipts: \$1,137,490.58

Accounts Payable	\$588,558.00
<u>Electronic Pmts:</u>	
Debt Service	\$0.00
Payroll	\$136,383.94

Total Expenditures: \$724,941.94

STATE LIQUID FUELS FUND

Receipts	\$0.00
Interest Earned	\$0.00
Total State Liquid Fuels Receipts:	<u>\$0.00</u>

Accounts Payable	\$0.00
Total Expenditures:	<u>\$0.00</u>

CAPITAL RESERVE FUND

Receipts	\$0.00
Interest Earned	\$0.00
Total Capital Reserve Fund Receipts:	<u>\$0.00</u>

Accounts Payable	\$125,500.00
Total Expenditures:	<u>\$125,500.00</u>

TRANSPORTATION FUND

Receipts	\$0.00
Interest Earned	\$0.00
Total Transportation Fund Receipts:	<u>\$0.00</u>

Accounts Payable	\$0.00
Total Expenditures:	<u>\$0.00</u>

SEWER OPERATING FUND

Receipts	\$304,400.41
Interest Earned	\$9.77
Total Sewer Operating Fund Receipts:	<u>\$304,410.18</u>

Accounts Payable	\$51,588.80
<u>Electronic Pmts:</u>	
Debt Service	\$0.00
Total Expenditures:	<u>\$51,588.80</u>

REFUSE FUND

Receipts	\$58,079.10
Interest Earned	\$9.77
Total Refuse Fund Receipts:	<u>\$58,088.87</u>

Accounts Payable	\$8,372.33
Total Expenditures:	<u>\$8,372.33</u>

BOND FUND

Receipts	\$0.00
Interest Earned	\$0.00
Total Bond Fund Receipts:	<u>\$0.00</u>

Accounts Payable	\$458,341.48
Total Expenditures:	<u>\$458,341.48</u>

SEWER CAPITAL RESERVE FUND

Receipts	\$0.00
Interest Earned	\$0.00
Total Sewer Capital Reserve Fund Receipts:	<u>\$0.00</u>

Accounts Payable	\$0.00
Total Expenditures:	<u>\$0.00</u>

OPERATING RESERVE FUND

Receipts	\$0.00
Interest Earned	\$0.00
Total Operating Reserve Fund Receipts:	<u>\$0.00</u>

Accounts Payable	\$0.00
Total Expenditures:	<u>\$0.00</u>

INFRASTRUCTURE SUSTAINABILITY FUND

Receipts	\$0.00
Interest Earned	\$0.00
Total Infrastructure Sustainability Fund Receipts:	<u>\$0.00</u>

Accounts Payable	\$0.00
Total Expenditures:	<u>\$0.00</u>

ARPA - COVID RELIEF FUND

Receipts	\$0.00
Interest Earned	\$0.00
Total ARPA - COVID Relief Fund Receipts:	<u>\$0.00</u>

Accounts Payable	\$6,207.60
Total Expenditures:	<u>\$6,207.60</u>

P.O. Type: All Print Perpetual, Revenue, & G/L Accounts: N Open: N Void: N Paid: Y
 Format: Detail without Line Item Notes Held: N Aprv: N Rcvd: N
 Range: 01-400-0000 to 19-999-9999 Bid: Y State: Y Other: Y Exempt: Y
 Rcvd Batch Id Range: First to Last Encumbrance Date Range: 02/02/23 to 02/15/23 Include Non-Budgeted: Y
 Prior Year Only: N * Means Prior Year Line
 vendors: All
 DEPT Page Break: No Subtotal DEPT: No

Account	Description	Item Description	Amount	Stat/Chk	Enc Date	Rcvd Date	Chk/Void Date	Invoice	PO Type
01-401-2100	MATERIALS & SUPPLIES								
23-00332	1 ODPBU05 ODP BUSINESS SOLUTIONS LLC	TONER, ENVELOPES, FOLDERS, TAPE	116.29	P	24176 02/03/23	02/03/23	02/06/23	287558446001	
23-00333	1 ODPBU05 ODP BUSINESS SOLUTIONS LLC	PRINTING CALCULATOR	109.69	P	24176 02/03/23	02/03/23	02/06/23	290032690001	
23-00334	1 ODPBU05 ODP BUSINESS SOLUTIONS LLC	PAPER PADS, SCISSORS, STAPLER	40.75	P	24176 02/03/23	02/03/23	02/06/23	287491453001	
23-00335	1 ODPBU05 ODP BUSINESS SOLUTIONS LLC	APPROVED & DATE STAMPS	90.81	P	24176 02/03/23	02/03/23	02/06/23	287491251001	
23-00360	1 WBMAS005 W.B.MASON CO., INC.	202X TONER	285.32	P	24193 02/06/23	02/06/23	02/06/23	235575067	
23-00361	1 WBMAS005 W.B.MASON CO., INC.	PLASTIC HOT CUP COFFEE LIDS	65.95	P	24193 02/06/23	02/06/23	02/06/23	235795758	
23-00362	1 WBMAS005 W.B.MASON CO., INC.	KNIVES, FORKS, PAPER PLATES, CUPS	346.53	P	24193 02/06/23	02/06/23	02/06/23	235688857	
23-00363	1 WBMAS005 W.B.MASON CO., INC.	HOT CUPS	90.19	P	24193 02/06/23	02/06/23	02/06/23	235824377	
			1,145.53						
01-401-2110	STATIONERY								
23-00314	1 GRAPH005 GRAPHIC IMPRESSIONS OF AMERICA	BOS LETTERHEAD & 2ND SHEETS	376.00	P	24165 02/03/23	02/03/23	02/06/23	23-3766	
01-401-3000	GENERAL EXPENSE								
23-00327	1 LOWES005 LOWES BUSINESS ACCOUNT/GEFC	LATE FEE	39.00	P	24196 02/03/23	02/09/23	02/09/23	011723	
01-401-3120	CONSULTING SERVICES								
23-00287	1 BDCOM005 B&D COMPUTER SOLUTIONS	JANUARY 2023	2,000.00	P	24155 02/02/23	02/02/23	02/06/23	00003411	
01-401-3210	COMMUNICATION EXPENSE								
23-00293	1 BEENE005 BEE.NET INTERNET SERVICES	BEE MAIL ACCTS JANUARY 2023	800.00	P	24156 02/02/23	02/02/23	02/06/23	202302004	
23-00295	1 CANDL005 CANDLESTICK COMMUNICATIONS	RETAINER REPLENISHMNET	750.00	P	24158 02/02/23	02/02/23	02/06/23	RET230201	
23-00302	1 COMCA005 COMCAST 8499-10-109-0028306	0028306 FEBRUARY 2023	178.39	P	24160 02/02/23	02/02/23	02/06/23	012223	
23-00357	1 VERIZ045 VERIZON 357-044-996-0	357-0449-012023FIOS TWP BLDG#2	194.00	P	24192 02/06/23	02/06/23	02/06/23	012023	
23-00359	1 VERIZ040 VERIZON - 542413545-00001	D.DAVIS & BOS CELL PHONES	1,301.49	P	24191 02/06/23	02/06/23	02/06/23	9925882559	
23-00388	1 NETCA025 NETCARRIER TELECOM INC. 67846	02/01/2023- 02/28/2023	504.37	P	24218 02/14/23	02/14/23	02/15/23	827917	
23-00396	1 FIRST020 FIRSTNET - #287290608802	JANUARY 2023	41.77	P	24206 02/14/23	02/14/23	02/15/23	02X02082023	

Account	Description	Item Description	Amount	Stat/Chk	First Enc Date	Rcvd Date	Chk/Void Date	Invoice	PO Type
P.O. Id	Item Vendor								
01-401-3210	COMMUNICATION EXPENSE	Continued							
23-00397	1 FIRST015 FIRSTNET - #287290606505	JANUARY 2023	92.38	P	24205 02/14/23	02/14/23	02/15/23	05X02082023	
			<u>3,862.40</u>						
01-401-3250	POSTAGE								
23-00400	1 FEDEX005 FEDEX	MRM PROPERTY & UNIVEST INS	141.13	P	24204 02/15/23	02/15/23	02/15/23	8-030-88477	
01-401-3400	ADVERTISING - PRINTING								
23-00402	1 21STC005 21ST CENT.MEDIA NEWS #884433	NOTICE- WCCOG MEETING	157.99	P	24198 02/15/23	02/15/23	02/15/23	2427632	
23-00402	2 21STC005 21ST CENT.MEDIA NEWS #884433	NOTICE- BIDS	236.84	P	24198 02/15/23	02/15/23	02/15/23	2423391	
			<u>394.83</u>						
01-401-3740	MAINTENANCE & REPAIRS								
23-00327	2 LOWES005 LOWES BUSINESS ACCOUNT/GECF	SUPPLIES FOR ASHLEYS LIGHT	18.50	P	24196 02/03/23	02/09/23	02/09/23	011723	
23-00348	1 ROTHW005 ROTHWELL DOCUMENT SOLUTIONS	EPSON- PANEL NOT RESPONDING	145.00	P	24185 02/03/23	02/03/23	02/06/23	194208	
			<u>163.50</u>						
01-401-3840	RENTAL OF EQUIP. -OFFICE								
23-00384	1 GREAT010 GREAT AMERICA FINANCIAL SERVIC FEB 2023	LANIER MP C6004EX	186.00	P	24209 02/14/23	02/14/23	02/15/23	33434404	
01-402-3110	AUDITING EXPENSE								
23-00407	1 MAILL005 MAILLIE FALCONIERO & CO.	PROGRESS BILLING EGT FINANCIAL	15,804.00	P	24215 02/15/23	02/15/23	02/15/23	92228	
01-404-3140	LEGAL - ADMIN								
23-00420	1 PC000005 LAMB MCERLANE PC	LEGAL SERV JAN 2023 ADMIN/GEN	1,250.00	P	24220 02/15/23	02/15/23	02/15/23	224285	
01-409-2400	TWP. BLDG. - MATERIALS & SUPPLIES								
23-00350	1 SAFET005 SAFETY SOLUTIONS INC.	MEDICAL/ FIRST AID SUPPLIES	33.80	P	24186 02/03/23	02/03/23	02/06/23	55440	
01-409-3600	TWP. BLDG. - FUEL, LIGHT, WATER								
23-00285	1 AQUAP010 AQUA PA 01	309801 0309801 12/22-012323 BS	21.60	P	24152 02/02/23	02/02/23	02/06/23	012623BS	
23-00391	1 PECO0045 PECO - 01360-05046	01360-05046 12/29-1/30/23 LED	59.07	P	24224 02/14/23	02/14/23	02/15/23	013123	
23-00395	1 PECO0010 PECO - 99193-01302	99193-01302 12/27-1/26/23	4,272.55	P	24221 02/14/23	02/14/23	02/15/23	020723	
			<u>4,353.22</u>						
01-409-3605	PW BLDG - FUEL, LIGHT, SEWER & WATER								
23-00339	2 PECO0015 PECO - 45168-01609	45168-01609 12/19-01/20/23 PW	777.55	P	24179 02/03/23	02/03/23	02/06/23	012323	

Account	Description	Item Description	Amount	Stat/Chk	First Enc Date	Rcvd Date	Chk/Void Date	Invoice	PO Type
01-409-3740	TWP. BLDG. - MAINT & REPAIRS								
23-00296	1 CINTA005	CINTAS CORPORATION #287 WE 020123 CLEAN MATS	46.56	P	24159 02/02/23	02/02/23	02/06/23	4145267824	
23-00297	1 CINTA005	CINTAS CORPORATION #287 WE 012523 CLEAN MATS	46.56	P	24159 02/02/23	02/02/23	02/06/23	4144515802	
23-00306	1 EXCEL005	EXCEL ELEVATOR & ESCALATOR ELEVATOR MAINT JAN 2023	54.21	P	24162 02/03/23	02/03/23	02/06/23	219414	
23-00325	1 LIBER015	LIBERTY ELEVATOR EXPERTS PERIODIC ELEVATOR INSPECTION	110.00	P	24170 02/03/23	02/03/23	02/06/23	957444	
23-00327	3 LOWES005	LOWES BUSINESS ACCOUNT/GEFC CODES DEPT & PW SHOP SUPPLIES	135.21	P	24196 02/03/23	02/09/23	02/09/23	011723	
23-00327	9 LOWES005	LOWES BUSINESS ACCOUNT/GEFC CREDIT FOR DOUBLE PYMT	109.37	P	24196 02/09/23	02/09/23	02/09/23	011723	
23-00399	1 MARTI025	MARTINEZ, JUAN STRIP WALLPAPER & PAINT STAIRS	2,010.00	P	24217 02/15/23	02/15/23	02/15/23	020923	
23-00409	1 SASSM005	SASS-MOORE SERVICE CORPORATION GEOTHERMAL CONTROLS INSPECTION	6,500.00	P	24227 02/15/23	02/15/23	02/15/23	87986	
23-00413	1 SHERW010	SHERWIN-WILLIAMS CO. 5GAL PAINT,CEILING PNT,COMPND	274.77	P	24228 02/15/23	02/15/23	02/15/23	2465-8	
23-00414	1 PRECI010	PRECISION MECHANICAL SERVICES TROUBLESHOOT 2ND FLR HEATER	460.00	P	24226 02/15/23	02/15/23	02/15/23	sc-23256	
23-00419	1 WBMAS005	W.B.MASON CO.,INC. PAPER TOWELS	50.34	P	24229 02/15/23	02/15/23	02/15/23	236041671	
23-00428	1 CINTA005	CINTAS CORPORATION #287 WE 020823 CLEAN MATS	46.56	P	24202 02/15/23	02/15/23	02/15/23	4145960866	
23-00431	1 MAINL010	MAIN LINE CONCRETE CONCRETE 4000 PSI 10 YDS	1,880.00	P	24216 02/15/23	02/15/23	02/15/23	514533	
23-00432	1 MAINL010	MAIN LINE CONCRETE CONCRETE 4000 PSI 10 YDS	1,880.00	P	24216 02/15/23	02/15/23	02/15/23	514565	
23-00434	1 SHERW010	SHERWIN-WILLIAMS CO. 10 5 GAL WHITE PRIMER	128.70	P	24228 02/15/23	02/15/23	02/15/23	4841-5	
			<u>13,513.54</u>						
01-409-3745	PW BUILDING - MAINT REPAIRS								
23-00324	1 LECLE005	LEC - LENNI ELECTRIC CORPORATI PW GARG RPLCE OUTLET TIRE MACH	328.00	P	24169 02/03/23	02/03/23	02/06/23	230113	
23-00330	2 NASKD005	NASK DOOR INC. GEN SERVICE & LUB GARAGE DOORS	470.00	P	24174 02/03/23	02/03/23	02/06/23	6325747	
23-00408	1 SHERW010	SHERWIN-WILLIAMS CO. 5 5 GAL PAINT & JOINT COMPOUND	194.29	P	24228 02/15/23	02/15/23	02/15/23	4726-8	
			<u>992.29</u>						
01-409-3840	DISTRICT COURT EXPENSES								
23-00339	1 PECO0015	PECO - 45168-01609 45168-01609 12/19-01/20/23 DC	2,964.84	P	24179 02/03/23	02/03/23	02/06/23	012323	
01-410-3140	POLICE ARBITRATION AND LEGAL FEES								
23-00422	1 PC000005	LAMB MCERLANE PC LEGAL SERV JAN 2023 POLICE	50.00	P	24220 02/15/23	02/15/23	02/15/23	224287	
01-410-5300	POLICE GEN.EXPENSE								
23-00280	1 WESTT010	WESTTOWN-EAST GOSHEN POLICE FEBRUARY 2023 CONTRIBUTION	389,371.59	P	24146 02/02/23	02/02/23	02/02/23	020123	
01-411-3630	HYDRANT & WATER SERVICE								
23-00383	1 AQUAP025	AQUA PA - HY 3099870309987 12/30-1/31/23HYS	171.04	P	24199 02/14/23	02/14/23	02/15/23	020123 HY6	
23-00437	1 AQUAP025	AQUA PA - HY 3100330310033 12/30-1/31 186	5,314.02	P	24199 02/15/23	02/15/23	02/15/23	020123	
			<u>5,485.06</u>						

Account	Description	Item Description	Amount	Stat/Chk	First Enc Date	Rcvd Date	Chk/Void Date	Invoice	PO Type
P.O. Id	Item Vendor								
01-411-3631		HYDRANTS - RECHARGE EXPENSE							
23-00437	2 AQUAP025	AQUA PA - HY 3100330310033 12/30-1/31 93	2,657.01	P	24199	02/15/23	02/15/23	02/15/23	020123
01-413-3130		ENGINEERING SERVICES							
23-00417	1 ARROC005	ARRO CONSULTING INC. PROF. SERVICES THRU 01/27/2023	1,982.50	P	24200	02/15/23	02/15/23	02/15/23	0077381
01-414-3110		LEGAL - CODES							
23-00424	1 PC000005	LAMB MCERLANE PC LEGAL SERV JAN 2023 ZONING/COD	150.00	P	24220	02/15/23	02/15/23	02/15/23	224289
01-414-3141		LEGAL - ZONING HEARING BOARD							
23-00426	1 PC000005	LAMB MCERLANE PC LEGAL SERV JAN 2023 S.LD MOSER	700.00	P	24220	02/15/23	02/15/23	02/15/23	224291
23-00427	1 PC000005	LAMB MCERLANE PC LEGAL SERV JAN 2023 PLANEBROOK	50.00	P	24220	02/15/23	02/15/23	02/15/23	224292
			<u>750.00</u>						
01-414-3143		LEGAL - SUBDIVISION & LAND DEVELOP							
23-00425	1 PC000005	LAMB MCERLANE PC LEGAL SER JAN 2023 APPLEBRK GC	1,200.00	P	24220	02/15/23	02/15/23	02/15/23	224290
01-430-2320		VEHICLE OPERATION - FUEL							
23-00369	1 REILL005	REILLY & SONS INC 111.30 GALS GASOLINE E10	348.15	P	211	02/10/23	02/10/23	02/14/23	14297803
23-00370	1 REILL005	REILLY & SONS INC 475.20 GALS DIESEL	1,967.80	P	211	02/10/23	02/10/23	02/14/23	14297783
			<u>2,315.95</u>						
01-430-2330		VEHICLE MAINT AND REPAIR							
23-00286	1 ASSOC005	ASSOCIATED TRUCK PARTS TRUCK # 43- BRAKE SHOE	747.76	P	24153	02/02/23	02/02/23	02/06/23	07P1776
23-00313	1 GAPPO005	GAP POWER RENTALS PLUS LLC PUMP GASKETS	60.96	P	24164	02/03/23	02/03/23	02/06/23	1807753
23-00317	1 HONEY005	HONEY BROOK HARDWARE LLC CHAINS & CHAIN LOOPS	287.94	P	24167	02/03/23	02/03/23	02/06/23	IN77346
23-00318	1 KENTA005	KENT AUTOMOTIVE WASHERS,NUTS,BOLTS,CAP SCREWS	493.19	P	24168	02/03/23	02/03/23	02/06/23	9310145524
23-00320	1 KENTA005	KENT AUTOMOTIVE 3/8 & 5/16 FLAT WASHERS	82.94	P	24168	02/03/23	02/03/23	02/06/23	9310179163
23-00321	1 KENTA005	KENT AUTOMOTIVE ELEC TAPE,NYLON PROT SLEEVEING	1,068.47	P	24168	02/03/23	02/03/23	02/06/23	9600131150
23-00326	1 LITTL005	LITTLE INC., ROBERT E. CHAINSW AIR FILTER& CHAIN LOOP	535.86	P	24171	02/03/23	02/03/23	02/06/23	03-980277
23-00352	1 STTCS005	STTC SERVICE TIRE TRUCK CTRS I EXPLORER 105V MICH TIRES	410.06	P	24188	02/03/23	02/03/23	02/06/23	23-0129425-017
23-00355	1 STTCS005	STTC SERVICE TIRE TRUCK CTRS I TRK #40 M12R255 GOODYEAR TIRES	1,104.10	P	24188	02/06/23	02/06/23	02/06/23	23-0114632-017
23-00430	1 HONEY005	HONEY BROOK HARDWARE LLC REWIND STARTER,CHAIN SHARPNING	410.98	P	24211	02/15/23	02/15/23	02/15/23	10230
23-00433	1 LITTL005	LITTLE INC., ROBERT E. AUX & AIR FILTER, B&C PLATINUM	84.98	P	24214	02/15/23	02/15/23	02/15/23	03-983878
			<u>5,287.24</u>						
01-430-2600		MINOR EQUIP. PURCHASE							
23-00356	1 UNITE010	UNITED RENTALS INC. NEW JACK HAMMER & BITS	1,043.07	P	24190	02/06/23	02/06/23	02/06/23	215391373-001

Account P.O. Id Item Vendor	Description Item Description	Amount	Stat/Chk	First Enc Date	Rcvd Date	Chk/Void Date Invoice	PO Type
01-432-2500	SNOW - MAINTENANCE & REPAIRS						
23-00319 1 KENTA005 KENT AUTOMOTIVE	QUICK DISC STD COUPLER & TIP	475.22	P	24168 02/03/23	02/03/23	02/06/23 9310170592	
23-00436 1 INTER005 INTERCON TRUCK EQUIPMENT	BRINE TANK PUMP- VARITECH	1,835.25	P	24212 02/15/23	02/15/23	02/15/23 1099424-IN	
		<u>2,310.47</u>					
01-432-3840	SNOW - EQUIPMENT RENTAL						
23-00385 1 FOLEY005 FOLEY INC.	WHEEL LOADER RENTAL	5,761.00	P	24207 02/14/23	02/14/23	02/15/23 D2228402	
01-433-2470	UTILITIES - TRAFFIC LIGHTS						
23-00389 2 PECO0020 PECO - 99193-01400	99193-01400 12/20-1/23/23	622.12	P	24222 02/14/23	02/14/23	02/15/23 020123	
01-434-3610	STREET LIGHTING						
23-00389 1 PECO0020 PECO - 99193-01400	99193-01400 12/20-1/23/23	676.19	P	24222 02/14/23	02/14/23	02/15/23 020123	
01-436-2450	STORMWATER MATERIALS & SUPPLIES						
23-00343 3 PENNS010 PENNSYLVANIA ONE CALL SYSTEM	MONTHLY ACTIVITY FEE DEC 2022	34.27	P	24182 02/03/23	02/03/23	02/06/23 0000979450	
01-437-2460	GENERAL EXPENSE - SHOP						
23-00310 1 GAPPO005 GAP POWER RENTALS PLUS LLC	FOLDING KNIVES & POCKET KNIFE	110.70	P	24164 02/03/23	02/03/23	02/06/23 1808036	
23-00327 4 LOWES005 LOWES BUSINESS ACCOUNT/GECF	PW SHOP SUPPLIES	173.86	P	24196 02/03/23	02/09/23	02/09/23 011723	
23-00327 8 LOWES005 LOWES BUSINESS ACCOUNT/GECF	CREDIT FOR DOUBLE PYMT	173.86	P	24196 02/09/23	02/09/23	02/09/23 011723	
23-00349 1 SAFET005 SAFETY SOLUTIONS INC.	MEDICAL/FIRST AID SUPPLIES	91.40	P	24186 02/03/23	02/03/23	02/06/23 55439	
		<u>202.10</u>					
01-438-1510	LEGAL - PUBLIC WORKS						
23-00423 1 PC000005 LAMB MCERLANE PC	LEGAL SERV JAN 2023 PW	50.00	P	24220 02/15/23	02/15/23	02/15/23 224288	
01-438-2450	MATERIALS & SUPPLIES-HIGHWAYS						
23-00327 5 LOWES005 LOWES BUSINESS ACCOUNT/GECF	WHITE CHIMNEY ISLD SHEATHNG	565.12	P	24196 02/03/23	02/09/23	02/09/23 011723	
23-00327 7 LOWES005 LOWES BUSINESS ACCOUNT/GECF	CREDIT FOR DOUBLE PYMT	565.12	P	24196 02/09/23	02/09/23	02/09/23 011723	
23-00331 1 NEWEN005 NEW ENTERPRISE STONE & LIME IN	STONE, 2A	1,749.33	P	24175 02/03/23	02/03/23	02/06/23 7997150	
23-00404 1 HIGHW005 HIGHWAY MATERIALS INC.	25MM, 0<30,C	1,969.83	P	24210 02/15/23	02/15/23	02/15/23 312097	
		<u>3,719.16</u>					
01-438-3840	EQUIPMENT RENTAL						
23-00308 2 FOLEY005 FOLEY INC.	EXCAVATOR RENTAL-WHITE CHIMNEY	1,945.50	P	24163 02/03/23	02/03/23	02/06/23 D2269501	
23-00311 1 GAPPO005 GAP POWER RENTALS PLUS LLC	CONCRETE BREAKER RENTAL	186.00	P	24164 02/03/23	02/03/23	02/06/23 1808005	
23-00386 1 FOLEY005 FOLEY INC.	EXCAVATOR RENTAL 1/3-1/13/23	4,696.00	P	24207 02/14/23	02/14/23	02/15/23 D2284501	
23-00387 1 FOLEY005 FOLEY INC.	MINI EXCAVATOR RNTL 1/16-1/26	3,521.50	P	24207 02/14/23	02/14/23	02/15/23 D2269502	

Account	Description	Item Description	Amount	Stat/Chk	First Enc Date	Rcvd Date	Chk/Void Date	Invoice	PO Type
01-438-3840	EQUIPMENT RENTAL	Continued							
23-00410	1 KNOXE005 KNOX EQUIPMENT RENTALS INC.	STONE BUGGY RENTAL 1/30-2/3/23	1,265.00	P	24213	02/15/23	02/15/23	02/15/23 115159.1.4	
			11,614.00						
01-452-3000	GENERAL EXPENSE								
23-00376	1 PAREC005 PA RECREATION & PARKS SOCIETY	MEMBERSHIP RENEWAL 2023 J.LANG	100.00	P	24219	02/14/23	02/14/23	02/15/23 149868	
01-452-3204	COMMUNITY DAY								
23-00336	1 ONEST005 ONE STOP PARTY SHOP	50% DEPOSIT-BOUNCE HOUSES, OBS	2,291.88	P	24177	02/03/23	02/03/23	02/06/23 13779	
01-454-3000	GENERAL EXPENSE								
23-00294	1 BRICK005 BRICKHOUSE ENVIRONMENTAL	DECEMBER 2022 WATER SAMPLING	300.00	P	24157	02/02/23	02/02/23	02/06/23 5985	
23-00309	3 FOLEY005 FOLEY INC.	TRACK LDR & MULCHR122722-11323	2,435.35	P	24163	02/03/23	02/03/23	02/06/23 D2276901	
23-00374	1 COMCA090 COMCAST 8499-10-109-0168581	0168581 2/9-3/8/23 PARK RR	181.14	P	24203	02/14/23	02/14/23	02/15/23 020423	
23-00377	1 PAREC005 PA RECREATION & PARKS SOCIETY	MEMERSHIP RENEWAL 2023 M.ENNIS	100.00	P	24219	02/14/23	02/14/23	02/15/23 150128	
23-00378	1 PAREC005 PA RECREATION & PARKS SOCIETY	MEMBRSHR RENWL 2023 W.MINAHAN	100.00	P	24219	02/14/23	02/14/23	02/15/23 149649	
23-00401	1 BRICK005 BRICKHOUSE ENVIRONMENTAL	JANUARY 2023 WATER SAMPLING	525.12	P	24201	02/15/23	02/15/23	02/15/23 6105	
			3,641.61						
01-454-3600	UTILITIES								
23-00337	1 PECO0025 PECO - 59500-35010	5950035010 1222-012523 PND PMP	41.67	P	24180	02/03/23	02/03/23	02/06/23 012623	
23-00338	1 PECO0030 PECO - 45951-30004	4595130004 1219-012023 RSTROOM	363.76	P	24181	02/03/23	02/03/23	02/06/23 0122323	
23-00393	1 PECO0035 PECO - 18510-39089	18510-39089 1/4-2/2/23 BOW TRE	73.87	P	24223	02/14/23	02/14/23	02/15/23 020323	
23-00395	2 PECO0010 PECO - 99193-01302	99193-01302 12/27-1/26/23	332.64	P	24221	02/14/23	02/14/23	02/15/23 020723	
			811.94						
01-454-3710	LANDSCAPING								
23-00292	1 BARTL005 BARTLETT TREE EXPERTS	TREAT TREES AT 1560 TANGLEWOOD	1,089.00	P	24154	02/02/23	02/02/23	02/06/23 40700721-0	
01-454-3717	MARYDELL POND REHAB								
23-00390	1 PECO0050 PECO - 02280-03067	02280-03067 1/3-2/1/23 MARYDAL	80.93	P	24225	02/14/23	02/14/23	02/15/23 020123	
01-454-3740	PARK MAINTENANCE & REPAIR								
23-00316	1 HAMMO005 HAMMOND & MCCLOSKEY INC.	WINTERIZE PLUMBING AT PARK	587.00	P	24166	02/03/23	02/03/23	02/06/23 9895	
23-00344	1 PIPEX005 PIPE XPRESS INC.	CONDUIT,PIPE,COUPLING CAMERAS	812.01	P	24183	02/03/23	02/03/23	02/06/23 124229	
23-00345	1 PIPEX005 PIPE XPRESS INC.	CONDUIT, COUPLING CAMERA SYSTM	1,078.66	P	24183	02/03/23	02/03/23	02/06/23 123179	
23-00346	1 PIPEX005 PIPE XPRESS INC.	CONDUIT, COUPLING CAMERAS	777.44	P	24183	02/03/23	02/03/23	02/06/23 124234	
23-00347	1 RECRE005 RECREATION RESOURCE INC	LITLLE DIGGER REPLACEMNT HANDLE	1,401.28	P	24184	02/03/23	02/03/23	02/06/23 22-270	

Account	Description	Item Description	Amount	Stat/Chk	First Enc Date	Rcvd Date	Chk/Void Date	Invoice	PO Type
01-454-3740	PARK MAINTENANCE & REPAIR	Continued							
23-00382	1 GAPPO005 GAP POWER RENTALS PLUS LLC	DITCH WITCH 36" TRENCHER RNTL	775.00	P	24208 02/14/23	02/14/23	02/15/23	1806868	
			5,431.39						
01-454-7300	HERSHEY MILL DAM REPAIR								
23-00340	1 PATTE005 PATTERSON, MICHAEL J.	INSTALL FENCE & GATE HM DAM	1,580.00	P	24178 02/03/23	02/03/23	02/06/23	020123	
01-486-1560	HEALTH, ACCID. & LIFE								
23-00304	1 DELAW040 DELAWARE VALLEY HEALTH TRUST	FEB 2023 PREMIUM MED & RX	68,742.00	P	24161 02/03/23	02/03/23	02/06/23	24302	
01-486-3500	INSURANCE COVERAGE -PREM.								
23-00329	1 MRMWO005 MRM WORKER'S COMP. FUND	AUDIT PREMIUM 100121- 093022	17,469.00	P	24173 02/03/23	02/03/23	02/06/23	2122AUD9765	
01-487-1910	UNIFORMS								
23-00296	2 CINTA005 CINTAS CORPORATION #287	WE 020123 CLEAN UNIFORMS	733.63	P	24159 02/02/23	02/02/23	02/06/23	4145267824	
23-00297	2 CINTA005 CINTAS CORPORATION #287	WE 012523 CLEAN UNIFORMS	733.63	P	24159 02/02/23	02/02/23	02/06/23	4144515802	
23-00354	1 THINL005 THIN LINE THREADS	SAFETY GREEN GILDAN SHIRTS	900.00	P	24189 02/03/23	02/03/23	02/06/23	16068	
23-00428	2 CINTA005 CINTAS CORPORATION #287	WE 020823 CLEAN UNIFORMS	733.63	P	24202 02/15/23	02/15/23	02/15/23	4145960866	
			3,100.89						
01-487-4600	TRAINING & SEMINARS-EMPLY								
23-00353	1 SPRIN005 SPRINGHOUSE	PHIL BORAWSKI COMPTER TRAINING	940.00	P	24187 02/03/23	02/03/23	02/06/23	73576	
	Fund Total:		588,558.00						
03-430-7400	CAPITAL REPLACEMENT - HWY EQUIP								
23-00403	1 FOLEY005 FOLEY INC.	NEW CATERPILLAR SKID STEER	125,500.00	P	1570 02/15/23	02/15/23	02/15/23	M6915301	
	Fund Total:		125,500.00						
05-420-3600	C.C. METERS - UTILITIES								
23-00394	3 PECO0005 PECO - 99193-01204	99193-01204 12/27/22-1/26/23	10.86	P	5492 02/14/23	02/14/23	02/15/23	020723	
05-420-3601	C.C. INTERCEPTOR-UTILITIES								
23-00380	1 MODEM005 VERIZON - 442069312 MODEMS	12/26/22-1/25/23 MODEMS	170.20	P	5490 02/14/23	02/14/23	02/15/23	9926200492	
05-420-3602	C.C. COLLECTION -UTILITIES								
23-00284	1 AQUAP015 AQUA PA 05	309826 0309826 12/22-012323 TH	21.60	P	5467 02/02/23	02/02/23	02/06/23	012623 TH	
23-00298	1 COMCA040 COMCAST 8499-10-085-0054593	0054593 1/28-2/27/23 HERSHEY	164.38	P	5471 02/02/23	02/02/23	02/06/23	012323	

Account	Description	Item Description	Amount	Stat/Chk	First Enc Date	Rcvd Date	Chk/Void Date	Invoice	PO Type
P.O. Id	Item Vendor								
05-420-3602	C.C. COLLECTION -UTILITIES	Continued							
23-00299	1 COMCA045 COMCAST 8499-10-109-0166205	0166205 1/21- 22023 THORNCROFT	184.38	P	5472 02/02/23	02/02/23	02/06/23	011623	
23-00394	4 PECO0005 PECO - 99193-01204	99193-01204 12/27/22-1/26/23	395.93	P	5492 02/14/23	02/14/23	02/15/23	020723	
			<u>766.29</u>						
05-420-3603	ASHBRIDGE - UTILITIES								
23-00300	1 COMCA035 COMCAST 8499-10-109-0165934	0165934 1/28- 022723 ASHBRIDGE	164.38	P	5470 02/02/23	02/02/23	02/06/23	012323	
23-00392	1 PECO0040 PECO - 04725-43025	04725-43025 1/4-2/2/23 WYLLPEN	433.86	P	5493 02/14/23	02/14/23	02/15/23	0203023	
			<u>598.24</u>						
05-420-3604	MILL VAL./BARKWAY UTILITIES								
23-00301	1 COMCA030 COMCAST 8499-10-085-0054585	0054585 01/28-022723 BARKWAY	164.67	P	5469 02/02/23	02/02/23	02/06/23	012323	
23-00394	1 PECO0005 PECO - 99193-01204	99193-01204 12/27/22-1/26/23	268.81	P	5492 02/14/23	02/14/23	02/15/23	020723	
			<u>433.48</u>						
05-420-3702	C.C. COLLEC.-MAINT.& REPR.								
23-00309	1 FOLEY005 FOLEY INC.	TRACK LDR & MULCHR122722-11323	2,435.35	P	5474 02/03/23	02/03/23	02/06/23	D2276901	
23-00341	1 PENDE005 PENDERGAST SAFETY EQUIP.	TYVEK ZIPPER COVERALL	130.42	P	5480 02/03/23	02/03/23	02/06/23	315808	
23-00342	1 PENDE005 PENDERGAST SAFETY EQUIP.	TYVEK ZIPPER COVERALLS	426.89	P	5480 02/03/23	02/03/23	02/06/23	315808-01	
23-00343	1 PENNS010 PENNSYLVANIA ONE CALL SYSTEM	MONTHLY ACTIVITY FEE DEC 2022	34.26	P	5481 02/03/23	02/03/23	02/06/23	0000979450	
23-00351	3 SAFET005 SAFETY SOLUTIONS INC.	EXAM GLOVES	293.34	P	5482 02/03/23	02/03/23	02/06/23	55513	
23-00435	1 PIPED005 PIPE DATA VIEW	CLEAN & TELEWISE QUAD 4	16,715.25	P	5494 02/15/23	02/15/23	02/15/23	21898	
			<u>20,035.51</u>						
05-420-3703	C.C. INTERCEPT.-MAINT & REP - I&I								
23-00373	1 PIPEX005 PIPE XPRESS INC.	PVC CLEAR CMNT& PRIMER RES RD	71.85	P	5484 02/13/23	02/13/23	02/13/23	124454	
05-422-3600	R.C STP -UTILITIES								
23-00375	1 COMCA095 COMCAST 8499 10 109 01690050	0169050 2/8- 3/7/2023 TOWNE DR	273.53	P	5487 02/14/23	02/14/23	02/15/23	020323	
23-00394	2 PECO0005 PECO - 99193-01204	99193-01204 12/27/22-1/26/23	8,686.55	P	5492 02/14/23	02/14/23	02/15/23	020723	
23-00398	1 NETCA010 NETCARRIER TELECOM INC. 67890	02/01/2023-02/28/2023	24.67	P	5491 02/14/23	02/14/23	02/15/23	827920	
			<u>8,984.75</u>						
05-422-3601	R.C. COLLEC.-UTILITIES								
23-00283	1 AQUAP015 AQUA PA 05	15339981087842 12/22-012323TWN	65.84	P	5467 02/02/23	02/02/23	02/06/23	012623 TWN	
23-00358	1 VERIZ020 VERIZON -7041	9570829-010623 RCSTP-TOWNE DR	226.44	P	5483 02/06/23	02/06/23	02/06/23	010623	
23-00379	1 FIOS0005 VERIZON - PW FIOS 0001-15	1/28/23-2/27/23 PW FIOS	79.00	P	5488 02/14/23	02/14/23	02/15/23	012723	

Account	Description	Item Description	Amount	Stat/Chk	First Enc Date	Rcvd Date	chk/Void Date	Invoice	PO Type
05-422-3601	R.C. COLLEC.-UTILITIES	Continued							
23-00394	5 PECO0005	PECO - 99193-01204	99193-01204	12/27/22-1/26/23	222.41	P	5492 02/14/23	02/14/23 02/15/23	020723
					593.69				
05-422-3700	R.C. STP-MAINT.& REPAIRS								
23-00308	1 FOLEY005	FOLEY INC.	EXCAVATOR RENTAL- CAUSTIC SODA		1,945.50	P	5474 02/03/23	02/03/23 02/06/23	D2269501
23-00312	1 GAPPO005	GAP POWER RENTALS PLUS LLC	ALUM EXTEN PLANK &CONCRT PLACR		647.95	P	5475 02/03/23	02/03/23 02/06/23	1808406
23-00315	1 HACHC005	HACH COMPANY	AMMONIA TNT		646.80	P	5476 02/03/23	02/03/23 02/06/23	13439856
23-00323	1 LECLE005	LEC - LENNI ELECTRIC CORPORATI	RC ST UNWIRE & REMOVE PUMP #1		98.00	P	5477 02/03/23	02/03/23 02/06/23	230112
23-00330	1 NASKD005	NASK DOOR INC.	GEN SERVICE & LUB GARAGE DOORS		470.00	P	5479 02/03/23	02/03/23 02/06/23	6325747
23-00341	3 PENDE005	PENDERGAST SAFETY EQUIP.	TYVEK ZIPPER COVERALL		130.42	P	5480 02/03/23	02/03/23 02/06/23	315808
23-00351	1 SAFET005	SAFETY SOLUTIONS INC.	EXAM GLOVES		293.33	P	5482 02/03/23	02/03/23 02/06/23	55513
23-00416	1 GRAIN005	GRAINGER	HAND CRANK HOSE REEL		332.15	P	5489 02/15/23	02/15/23 02/15/23	9593233688
					4,564.15				
05-422-3701	R.C. COLLEC.-MAINT.& REPR								
23-00309	2 FOLEY005	FOLEY INC.	TRACK LDR & MULCHR122722-11323		2,435.35	P	5474 02/03/23	02/03/23 02/06/23	D2276901
23-00322	1 LECLE005	LEC - LENNI ELECTRIC CORPORATI	HUNT CTRY UNWIRE PUMP #1		145.00	P	5477 02/03/23	02/03/23 02/06/23	230111
23-00327	6 LOWES005	LOWES BUSINESS ACCOUNT/GECF	RIDLEY CREEK PLASTIC TARPS		174.76	P	5478 02/03/23	02/03/23 02/06/23	011723
23-00341	2 PENDE005	PENDERGAST SAFETY EQUIP.	TYVEK ZIPPER COVERALL		130.42	P	5480 02/03/23	02/03/23 02/06/23	315808
23-00343	2 PENNS010	PENNSYLVANIA ONE CALL SYSTEM	MONTHLY ACTIVITY FEE DEC 2022		34.26	P	5481 02/03/23	02/03/23 02/06/23	0000979450
23-00351	2 SAFET005	SAFETY SOLUTIONS INC.	EXAM GLOVES		293.33	P	5482 02/03/23	02/03/23 02/06/23	55513
23-00405	1 ACEDI005	ACE DISPOSAL CORPORATION	STAND BY TIME JAN 2023		475.00	P	5485 02/15/23	02/15/23 02/15/23	189853
					3,688.12				
05-422-3703	RCSTP - APPLEBROOK								
23-00303	1 DECKM005	DECKMAN MOTOR & PUMP INC.	APPLEBROOK SPRAY IRRIG PUMP		7,961.00	P	5473 02/02/23	02/02/23 02/06/23	5034
05-422-4502	R.C. SLUDGE-LAND CHESTER								
23-00288	1 BLOSE005	BLOSENSKI DISPOSAL CO, CHARLES	SWITCH 20YD W/ LINER		259.00	P	5468 02/02/23	02/02/23 02/06/23	186474
23-00289	1 BLOSE005	BLOSENSKI DISPOSAL CO, CHARLES	SWITCH 20YD W/ LINER		259.00	P	5468 02/02/23	02/02/23 02/06/23	186538
23-00290	1 BLOSE005	BLOSENSKI DISPOSAL CO, CHARLES	SWITCH 20YD W/ LINER		259.00	P	5468 02/02/23	02/02/23 02/06/23	186487
23-00291	1 BLOSE005	BLOSENSKI DISPOSAL CO, CHARLES	SWITCH 20YD W/ LINER		259.00	P	5468 02/02/23	02/02/23 02/06/23	186446
23-00371	1 CCSOL005	C.C. SOLID WASTE AUTHORITY	WEEK 01/16/23- 1/20/23		907.92	P	508 02/10/23	02/10/23 02/14/23	66183
23-00372	1 CCSOL005	C.C. SOLID WASTE AUTHORITY	WEEK 01/23/23- 01/31/23		1,507.74	P	508 02/10/23	02/10/23 02/14/23	66252

Account	Description	Item Description	Amount	Stat/Chk	First Enc	Rcvd Date	Chk/Void Date	Invoice	PO Type
P.O. Id	Item Vendor								
05-422-4502	R.C. SLUDGE-LAND CHESTER	Continued							
23-00418	1 BLOSE005 BLOSENSKI DISPOSAL CO, CHARLES SWITCH 20 YD W/ LINER 020623		259.00	P	5486	02/15/23	02/15/23	02/15/23 186570	
			<u>3,710.66</u>						
	Fund Total:		51,588.80						
06-427-4502	LANDFILL FEES								
23-00371	2 CCSOL005 C.C. SOLID WASTE AUTHORITY	WEEK 01/16/23- 1/20/23	4,977.08	P	610	02/10/23	02/10/23	02/14/23 66183	
23-00371	3 CCSOL005 C.C. SOLID WASTE AUTHORITY	WEEK 01/16/23- 1/20/23	3,603.90	P	610	02/10/23	02/10/23	02/14/23 65902-1	
23-00372	2 CCSOL005 C.C. SOLID WASTE AUTHORITY	WEEK 01/23/23- 01/31/23	6,999.15	P	610	02/10/23	02/10/23	02/14/23 66252	
			<u>8,372.33</u>						
	Fund Total:		8,372.33						
07-424-3110	MUNIC.AUTH.-AUDITING								
23-00406	1 MAILL005 MAILLIE FALCONIERO & CO.	PROGRESS BILLING EGT MUA123122	1,793.00	P	3389	02/15/23	02/15/23	02/15/23 92230	
07-424-7490	CAP.REPLACEMENT R.C.								
23-00364	1 WEAVE005 WEAVER MULCH LLC	PALLET 200' 8" FILTER SOXX	430.00	P	3386	02/06/23	02/06/23	02/06/23 573273	
23-00381	1 GAPPO005 GAP POWER RENTALS PLUS LLC	DIAMOND PLATE BLACK MATS	6,564.64	P	3388	02/14/23	02/14/23	02/15/23 1811203	
23-00381	2 GAPPO005 GAP POWER RENTALS PLUS LLC	1 % DISCOUNT	65.65	P	3388	02/14/23	02/14/23	02/15/23 1811203	
23-00411	1 EXETE005 EXETER SUPPLY COMPANY INC	24" N12 HDPE PIPE	3,771.00	P	3387	02/15/23	02/15/23	02/15/23 371394	
23-00412	1 EXETE005 EXETER SUPPLY COMPANY INC	PVC FITTINGS,ADPTR,BEND, REDCR	17,817.91	P	3387	02/15/23	02/15/23	02/15/23 371393	
23-00415	1 NEWEN005 NEW ENTERPRISE STONE & LIME IN	AASHTO#1 48.32TON #57 146.33TN	4,866.25	P	3390	02/15/23	02/15/23	02/15/23 8002261	
23-00429	1 EXETE005 EXETER SUPPLY COMPANY INC	PVC PIPE, ADPTR, 2WAY CLEANOUT	1,708.22	P	3387	02/15/23	02/15/23	02/15/23 371395	
			<u>35,092.37</u>						
07-429-1503	HERSHEYS MILL PUMP STATION CAPITAL								
23-00331	2 NEWEN005 NEW ENTERPRISE STONE & LIME IN	STONE, AASHTO #57	550.12	P	3385	02/03/23	02/03/23	02/06/23 7997150	
07-429-1505	RCSTP CAPITAL								
23-00305	1 EBS0010 EBS EXCELSIOR BLOWER SYSTEMS	50HP 3540RPM BALDOR MOTOR	4,683.69	P	3384	02/03/23	02/03/23	02/06/23 0912537-IN	
07-429-6100	WEST GOSHEN CAPITAL								
23-00366	1 WESTG015 WEST GOSHEN SEWER AUTHORITY	WWPS PYMT LAST INSTALLMENT	115,362.26	P	3383	02/06/23	02/06/23	02/06/23 020623-1	
	Fund Total:		157,481.44						

Account	Description	Item Description	Amount	Stat/Chk	First Enc Date	Rcvd Date	Chk/Void Date	Invoice	PO Type
08-429-6000	WEST GOSHEN STP IMPROVEMENTS								
23-00365	1 WESTG015	WEST GOSHEN SEWER AUTHORITY WWPS PYMT LAST INSTALLMENT	458,341.48	P	3007 02/06/23	02/06/23	02/06/23	020623	
	Fund Total:		458,341.48						
19-409-6050	HERSHEY MILL SEWER PROJECT								
23-00307	1 EXETE005	EXETER SUPPLY COMPANY INC HM SEWER PROJ 36" HDPE PIPE	4,098.60	P	9 02/03/23	02/03/23	02/06/23	371353	
23-00328	1 LANEE005	LANE ENTERPRISES INC. HM SEWER PROJ PIPE& PIPE CPLR	2,109.00	P	10 02/03/23	02/03/23	02/06/23	558738	
			<u>6,207.60</u>						
	Fund Total:		6,207.60						
Total Charged Lines: 188			Total List Amount: 1,396,049.65	Total Void Amount: 0.00					

Totals by Year-Fund Fund Description	Fund	Expend Total	
GENERAL FUND	3-01	588,558.00	
CAPITAL RESERVE	3-03	125,500.00	
SEWER FUND	3-05	51,588.80	
REFUSE FUND	3-06	8,372.33	
MUNICIPAL AUTHORITY	3-07	157,481.44	FUND 07 MUNICIPAL AUTHORITY EXCLUDED FROM BOARD APPROVAL
BOND FUND	3-08	458,341.48	
ARPA FUND	3-19	6,207.60	
Total of All Funds:		<u>1,396,049.65</u>	-157,481.44 (FUND 07) = 1,238,568.21

MEMO

Date: February 16, 2023
From: Derek Davis, Township Manager
To: Board of Supervisors
Re: RFQ for WEGO Staffing and Policing Model Study


As the board is aware, a possible staffing and policing model study/evaluation of the Westtown-East Goshen Police Department has been discussed for the better part of the last two years. There finally seems to be consensus with Westtown Township to start the process for such a study.

Attached is the initial Request for Qualifications (RFQ) that Jon Altshul (Westtown Township manager) and I will distribute to qualified firms after it is approved by both boards.

After the RFQs are received, the board can either evaluate them as a whole or select one person from each board to interview these firms. Additionally, the boards can decide to select someone after the RFQ process or continue with a more in-depth Request for Proposal (RFP). The path forward is really up to the eight board members from Westtown and East Goshen.

If the board is supportive of this initial step, a motion is in order.

DRAFT MOTION: Mr. Chairman, I move we approve the Request for Qualifications (RFQ) for a staffing and policing model study/evaluation of the Westtown-East Goshen Police Department as written and authorize the Township Managers to seek and distribute to qualified firms and consultants.



Westtown Township & East Goshen Township
Request for Qualifications (RFQ)
Evaluating and Analyzing Police and Law Enforcement Human Capital Matters

1. INVITATION

Westtown Township and East Goshen Township (“The Townships”), both located in Chester County, Pennsylvania, are pleased to be accepting Statements of Qualifications from capable consultants or firms about their qualifications and experience to conduct an in-depth assessment of the current staffing level and policing model for the Westtown - East Goshen Police Department and to provide recommendations for how the department should function in the decade to come.

2. RESPONSES

- A. The response to this Request for Qualifications (RFQ) shall be submitted as outlined in the “Submittal Requirements” section of this document. The response must be submitted no later than **April X, 2023** at 5:00 p.m.
- B. No oral interpretations shall be made to any respondent.

3. PROJECT DEFINITION/SCOPE

The Westtown-East Goshen Regional Police Department (also known as “WEGO” or “The Department”) was established in 1981 pursuant to an inter-municipal agreement between East Goshen and Westtown Townships. The Department also provides police services to neighboring contiguous Thornbury Township, Chester County, on a contract basis. The department is governed by a three-person Police Commission, consisting of an elected representative of Westtown Township, an elected representative of East Goshen Township and an at-large member. The Department provides police services to approximately 33,000 residents and has a service area covering approximately 23 square miles.

Both Westtown and East Goshen are Second Class Townships under the Pennsylvania Municipal Code and are located in Chester County, Pennsylvania.

The Adopted 2023 Departmental Budget is \$9,731,206, including some one-time grant revenue.

The Townships wish to receive qualifications from consulting firms regarding the following issues:

- What experience do you have making recommendations regarding “Community Policing”?
- What experience do you have making recommendations regarding optimal police staffing models?
- What experience do you have making recommendations regarding the types of services provided by police departments?
- What familiarity do you have with various law enforcement and public safety software solutions and, more specifically, CODY Systems Software?
- What is your approach to working with your clients, specifically around the level of involvement and engagement you would anticipate needing from your clients?



Additionally, please provide examples of your experience/qualifications evaluating the following issues:

- Police Staffing Models
- Types of services that should be provided by police departments.
- Policing models that anticipate the future of policing.
- Patrol methods that optimize staffing and takes into account the current views of policing.
- Timeliness of responses and ensuring appropriate resources are being dispatched for calls for service to ensure positive outcomes based on historic data.
- Departments with similar demographic profiles to the WEGO service area.

4. SUBMITTAL REQUIREMENTS

Each submittal shall provide:

- Specific examples of your firm’s experience.
- Pertinent information about both your firm.
- A list of police departments (city, state, county) with whom your firm has consulted in the past.

Please provide an electronic copy in PDF format to both Township Managers via an email attachment:

Derek Davis (East Goshen Township Manager) - ddavis@eastgoshen.org

Jon Altshul (Westtown Township Manager) – jaltshul@westtown.org

- Email subject should be titled “WEGO RFQ Submittal” so that RFQs can be easily identified. Submittals shall be delivered by 5:00 p.m. local time on **April X, 2023**.

Hard copies will not be accepted.

5. POSSIBLE NEXT STEPS AND RESERVATION OF RIGHTS

Based on the review of the submissions, the Townships may invite responding firms to submit a Request for Proposals (“RFP”) for a future study that will be started in 2023 with a target completion date in 2024.

6. ADDITIONAL INSTRUCTIONS AND INFORMATION

All questions and comments throughout the process shall be addressed to the Township Managers of the Townships.

MEMO

Date: February 16, 2023
From: Derek Davis, Township Manager
To: Board of Supervisors
Re: Funding Discussion – Milltown Dam Project

Attached is a spreadsheet put together by our Finance Director, Dave Ware, in order give us a good starting point with tonight's discussions regarding Milltown Dam funding.

Since we are in a bit of a holding pattern waiting on word from the DCNR/NPS Grant and whether or not the National Park Service (NPS) will extend our \$500,000, it seems as though it is a good time to evaluate the project costs on a macro-level to have the board fully understand the current costs and where the funds are originating from as of now.

There is no motion on the table. This is for discussion purposes.

Milltown Dam Park Rehabilitation Project

Total Project Costs	Budget Amount	Paid Amount	Budget remaining
Red Belly Turtle Relocation	\$ 38,730	\$ 38,130	\$ 600
Milltown Dam Enhancements	\$ 258,360	\$ 258,360	\$ -
Milltown Dam Partial Breach/Hazard Reduction	\$ 123,400	\$ 123,400	\$ -
Milltown Dam CLOMR - FEMA Review	\$ 5,500	\$ 5,076	\$ 424
Milltown Dam CLOMR	\$ 41,600	\$ 41,600	\$ -
Public Works rentals/equipment		\$ 7,438	\$ (7,438)
Annual Inspection - 2016		\$ 3,090	\$ (3,090)
Annual Inspection - 2017		\$ 3,183	\$ (3,183)
Annual Inspection - 2018		\$ 3,240	\$ (3,240)
Annual Inspection - 2019		\$ 3,300	\$ (3,300)
Annual Inspection - 2020		\$ 3,360	\$ (3,360)
Annual Inspection - 2021		\$ 3,360	\$ (3,360)
Annual Inspection - 2022		\$ 3,450	\$ (3,450)
Annual Inspection - 2023		\$ -	\$ -
	\$ -	\$ 22,983	\$ (22,983)

Engineering (Gannet Fleming)	Budget Amount	Paid Amount	Budget remaining
Task 1 - Field Investigation	\$ 28,070	\$ 28,070	\$ -
Task 2 - Bidding Services	\$ 43,570	\$ 25,000	\$ 18,570
Task 3 - Construction Mgt Support/Project Closeout	\$ 140,600		\$ 140,600
Task 4 - Project Coordination Meetings	\$ 72,200		\$ 72,200
Task 5 - Construction Observation Services	\$ 154,700		\$ 154,700
Total Engineering	\$ 439,140	\$ 53,070	\$ 386,070

Construction (Gannet Fleming)	Budget Amount	Paid Amount	Budget remaining
Mobilization & Demobilization	\$ 280,476		\$ 280,476
Site Preparation	\$ 176,430		\$ 176,430
Management of Water	\$ 100,000		\$ 100,000
Demolition, Removals, and Dispersal	\$ 110,000		\$ 110,000
Evacuation and Fill	\$ 693,520		\$ 693,520
Dam Modifications	\$ 466,735		\$ 466,735
Paving	\$ 296,750		\$ 296,750
Site Improvements	\$ 976,875		\$ 976,875
Erosion and Sediment Controls	\$ 74,665		\$ 74,665
Planting & Reseeding	\$ 221,420		\$ 221,420
Subtotal Construction	\$ 3,396,870	\$ -	\$ 3,396,871
Contingency on construction (15%)	\$ 509,531		\$ 509,531
Total Construction	\$ 3,906,000	\$ -	\$ 3,906,000

Total Project	\$ 4,812,730	\$ 550,058	\$ 4,262,672
----------------------	---------------------	-------------------	---------------------

Total Engineering	\$ 906,730	\$ 542,619	\$ 364,111
Total Construction	\$ 3,906,000	\$ 7,438	\$ 3,898,562
Total	\$ 4,812,730	\$ 550,058	\$ 4,262,672

Source of Funds	Budget Amount	Paid Amount	Budget remaining (Suggested)
Original Bond Allocation	1,903,462	495,525	1,407,937
Grants Awarded *(assumes all are extended)	915,000		915,000
Re-allocate HM Dam bond funds remaining + interest			432,432
Capital Reserve Funds		41,600	380,000
General Fund		12,933	
Infrastructure Sustainability Funds			500,000
Operating Reserve Funds			627,303
Other/Undetermined	1,994,268		
Total	\$ 4,812,730	\$ 550,058	\$ 4,262,673

From: Christi Marshall, ESAC Chair

RE: Resolution 2023-07 Support of A 100% Renewable Energy Future

Here is some relevant data for you to consider in advance of this vote:

1. Four of the 6 Townships with our COG network are already formally implementing these goals. These are WC Borough, West Goshen, West Whiteland and East Bradford.
2. Chester County has 16 Townships and Boroughs that have already set these or similar goals, and many more are considering resolutions. SE Chester County is a leader nationwide in the passage of these resolutions.
3. Chester County has approved a Climate Action Plan with a goal of 80% carbon emissions reduction by 2050. This will require transition to nearly 100% renewable energy by all our Townships to achieve this goal by that date.
4. Approval of the CADMUS Report by EGT is a nearly de facto endorsement of the goals set forth in this proposed resolution.
5. EGT had already implemented one major goal - geothermal energy sourcing for one building. We are the only ones within our COG to have done so.
6. EGT has already taken active steps to implement other goals as well. These include LED lighting, automatic lighting shut offs, rain barrel, move toward EV fleet, etc.
7. This resolution will simply formalize steps already taken and enable us to join the growing community of Townships and Boroughs working actively to protect our air, water and soil from climate degradation. Our residents overwhelmingly support these efforts!
8. We also expect this approval will assist us in applying for relevant grants.

**THE BOARD OF SUPERVISORS
EAST GOSHEN TOWNSHIP,
CHESTER COUNTY, PENNSYLVANIA**

RESOLUTION NO. 2023-07

**A RESOLUTION SUPPORTING A ONE HUNDRED
PERCENT RENEWABLE ENERGY FUTURE**

WHEREAS, climate change is a clear and present danger challenging the stability of our structures and our emergency response and social services; a future threat to our food, water and energy supplies; represents a projected disruption of municipal services, commerce, and our valued quality of life; and

WHEREAS, the 2015 United Nations Climate Change Conference in Paris resulted in a consensus among all 195 countries in attendance to limit the increase in global average temperatures to below 2°C; and

WHEREAS, this internationally agreed-upon goal requires updated existing ordinances and regulations as well as new national, state, and local initiatives, our decisions and actions in East Goshen Township will contribute to a critical mass of climate initiatives that can collectively reduce climate disruption and help minimize the impact of extreme weather on our communities; and

WHEREAS, the mission of East Goshen Township is to provide our community with local government services that prioritize safety, health, sustainability, prosperity and quality of life; and

WHEREAS, East Goshen Township has joined with five other municipalities in the West Chester Area Council of Governments (WCACOG) to accept and develop the West Chester Area 100% Renewable Energy Transition Study prepared by the Cadmus Group and to pursue joint as well as individual Township initiatives to implement the Study's recommendations; and

WHEREAS, renewable energy initiatives can produce energy cost savings for residents and local businesses while stimulating new economic activity and local jobs, and provide life protecting benefits for all who reside, work, and visit our Township; and

WHEREAS, we believe the best strategy for achieving a cost effective and cost saving energy source transition is by continued collaboration with other Chester County energy leaders.

NOW, THEREFORE, BE IT RESOLVED by the Board of Supervisors of East Goshen Township, Chester County, Pennsylvania, that East Goshen Township will:

1. Continue to work with the WCACOG on joint initiatives and pursue individual township initiatives, to implement the Study's recommendations and achieve the Study's goals of transitioning to 100% clean renewable electricity by 2035 and 100% renewable energy for all other energy uses by 2050 community wide, including:
 - a. Implementing energy efficiency and renewable energy initiatives for Township facilities and fleet to lead by example;

- b. Engaging with the West Chester area community through educational campaigns, group purchasing campaigns, energy planning or other initiatives to build support for and achieve the goals of the Study and this Resolution;
 - c. Calling on the Commonwealth of Pennsylvania to pass legislation that will put Pennsylvania on track to meet a 100% renewable energy goal, including measures recommended in this study to permit community solar and community choice aggregation and to increase the Alternative Energy Portfolio Standard.
2. Define clean renewable energy as carbon free and pollution free energy generated sustainably from renewable sources such as wind, solar, small hydro, tidal, fuel cells and geothermal;
 3. Prioritize locally produced and distributed energy whenever feasible;
 4. Transition the Township's pension plan investments to maximize clean renewable energy producers in its energy sector investments by 2035 in a prudent manner that satisfies the Township's fiduciary duties.

RESOLVED THIS 21st DAY OF FEBRUARY, 2023.

**BOARD OF SUPERVISORS
EAST GOSHEN TOWNSHIP**

John Hertzog, Chair

Michael P. Lynch, Vice Chair

Cody Bright

David E. Shuey

Michele Truitt

ATTEST:

Derek J. Davis, Secretary