

TABLE OF CONTENTS



Table of Contents

Table of Contents/GLIAC Pressbox Numbers	1
Quick Facts	2
Media Info	3
Head Coach Joe Polizzi	4-5
Assistant Coach Bob Bartolomeo	6
Assistant Coach Chris Keevers	7
Assistant Coaches	8
2008 Outlook	9
2007 Roster	10-11
Returning Letterwinners	12-25
Other Returners	25-28
2007 Recap	29
2007 Stats	30-31
2007 Boxscores	32-42
2007 GLIAC Standings	43
2008 Opponent Profiles	44-46
Team Records	47
All-Time Series Records	48-49
Year-by-Year Scores	50-51
Career Records	52-54
Year-by-Year Leaders	55-56
Season Records	57-58
Honor Roll	58
Team Honors	59-60
Letterwinners	61-64
Indianapolis	65
University	66
President Beverly Pitts	67
Athletic Administration	68
Facilities	69-71
Conference Championships	72
National Champions/Academic All-Americans	73
All-Americans	74-75
Athletic Hall of Fame/NACDA Director's Cup	76

GLIAC Pressbox numbers

Ashland	(419) 289-6323
Ferris State	(231) 591-2217/5994
Findlay	(419) 721-9239
Grand Valley State	(616) 331-8646/8647
Hillsdale	(517) 607-2220
Indianapolis	(317) 788-3309
Michigan Tech	(906) 487-2388
Northern Michigan	(906) 227-1720
Northwood	(989) 837-4370
Saginaw Valley State	(989) 755-0016
Tiffin	(419) 447-0971
Wayne State	(313) 577-4254

UIndy Sports Information Office

1400 East Hanna Ave
Indianapolis, Ind. 46227
<http://athletics.uindy.edu>

Mitchell Wigness

Assistant Athletic Director for Sports Information
Phone: 317-788-3494 Cell: 317-223-5635
Fax: 317-788-3472
Email: mwigness@uindy.edu

Ryan Thorpe

Assistant Sports Information Director
Email: thorper@uindy.edu

Jackie Paquette

Sports Information Assistant
Email: paquettej@uindy.edu

2008 Schedule

Aug 28	at Kentucky Wesleyan	8:00 pm
Sep 6	at Grand Valley State*	7:00 pm
Sep 13	at Wayne State*	12:00 pm
Sep 20	HILLSDALE*	6:00 pm
Sep 27	at Saginaw Valley State*	12:00 pm
Oct 4	NORTHWOOD*	6:00 pm
Oct 11	FERRIS STATE*	6:00 pm
Oct 18	at Michigan Tech*	1:00 pm
Oct 25	at Tiffin*	1:30 pm
Nov 1	ASHLAND*	6:00 pm
Nov 8	NORTHERN MICHIGAN*	2:30 pm

Home games in ALL CAPS

All times Eastern

* GLIAC contest

Schedule Notes: The Greyhounds open the season with three straight road contests ... Oct. 4 vs. Northwood will serve as "Homecoming" ... UIndy does not play in-state rival Saint Joseph's for the first time since 1998 ... The season opener with Kentucky Wesleyan marks the first gridiron clash between the familiar schools, who each compete in the GLVC in other sports ... UIndy heads to Tiffin, Ohio on Oct. 25 for the first all-time meeting with the Dragons, the GLIAC's newest member.

The 2008 University of Indianapolis Football Media Guide is a production of the Greyhound Sports Information Office. The publication was designed and written by Assistant Athletic Director for Sports Information Mitchell Wigness with assistance from Ryan Thorpe, Assistant Sports Information Director and Jackie Paquette, Sports Information Assistant. Photos provided by Malcom Fancher, Brian Drumm, Craig Frost, Don Wright and Charles Hutchinson. All information accurate as of July 15, 2008.



QUICK FACTS

University Information

Location	Indianapolis, Ind.
Founded	1902
Enrollment	4,300
Nickname	Greyhounds
Colors	Crimson & Grey
Affiliation	NCAA II
Conference	Great Lakes Intercollegiate Athletic (GLIAC)
President	Dr. Beverley J. Pitts
Director of Athletics	Dr. Sue Willey
Faculty Representative	Dr. Lawrence Sondhaus
Head Athletic Trainer	Ned Shannon

Coaching Staff

Head Coach	Joe Polizzi (Hillsdale, '76)
Indianapolis Record	75-76-1, 15th season
Defensive Coordinator	Bob Bartolomeo (Butler, '77)
Linebackers	Chris Keevers (Purdue, '89)
Offensive Line	Todd Carter (DePauw, '98)
Assistant Coach	Kenny Ray Augustus (Cincinnati, '99)

Team Information

Stadium	Key Stadium (5,500)
Surface	Sprinturf
Press Box Phone	(317) 788-3309
2007 overall record	6-5
2007 GLIAC record (finish)	5-5 (T6th)
All-Time Record	312-327-23
Offensive Formation	Pro-I
Defensive Formation	Attack 5-2
Starters Returning/Lost	14/8
Offense Returning/Lost	8/3
Defense Returning/Lost	6/5
Specialty Returning/Lost	2/0

Sports Information

Director	Mitch Wigness (Eastern Michigan, '00)
email	mwigness@uindy.edu
Asst. Director	Ryan Thorpe (Purdue, '00)
email	thorper@uindy.edu
Phone	(317) 788-3494
Fax	(317) 788-3472
Cell	(317) 223-5635
Website	http://athletics.uindy.edu

Key Losses

13- Casey Gillin	QB
22- Kevin Shaw	DB
25- Kenneth Akridge	DB
48- Anthony Bova	LB
62- Mychal Byrd	DL
71- Zach Dennis	OL
86- Seth Pickett	TE
96- Jimmy Fleshman	DL

Returning Offensive Starters

9	Kevin Sanford	WR	5-11	170	Sr.	**
11	Justin Russell	WR	5-11	190	Sr.	**
23	Craig Jenkins	TB	5-9	179	Sr.	**
26	Sam Elmore	FB	6-0	213	Sr.	**
21	Tyran Fakes	WR	6-3	210	Jr.	
34	Eric Wright	RB	6-1	214	Sr.	
10	Stephen Geller	WR	6-1	175	Jr.	
51	Tim Dury	OL	6-3	285	Jr.	
70	Darius Powell	OL	6-4	282	Sr.	
72	Jason Smith	OL	6-5	306	Sr.	
73	Louis Vesta	OL	6-5	295	Sr.	
77	Eric Quintana	OL	6-4	285	Jr.	

**Injured in 2007, starter in 2006.

Returning Defensive Starters

1	Alex Byrnes	DB	5-10	180	Jr.	
2	Maxwell Frempong	DB	6-0	205	Sr.	
16	Lynn Panko	DL	6-2	245	Jr.	**
49	Brandon Umphress	LB	6-1	238	Jr.	
52	Leonard Bush	LB	6-0	241	Jr.	
95	Randall Courtney	DL	6-2	224	Jr.	
99	Jamel Williams	DL	6-2	275	Jr.	

**Injury-shortened 2007

2007 Results

Sep 1	NORTHERN MICHIGAN*	W, 22-20
Sep 8	at Michigan Tech*	L, 30-44
Sep 15	GANNON*	W, 35-0
Sep 22	at Saint Joseph's	W, 42-16
Sep 29	at Findlay*	W, 34-3
Oct 6	HILLSDALE* (Homecoming)	W, 34-30
Oct 13	at Grand Valley State*	L, 17-41
Oct 20	WAYNE STATE*	L, 28-34
Oct 27	SAGINAW VALLEY STATE*	L, 24-29
Nov 3	at Mercyhurst*	W, 43-37
Nov 10	at Northwood*	(2ot) L, 42-45

2008 Outlook

University of Indianapolis Head Coach Joe Polizzi (75-76-1) will have plenty of upperclassmen leadership on his 2008 squad. His team will include several key components to the offense that sat out the entire 2007 season with injuries. Sam Elmore, Craig Jenkins, Justin Russell and Kevin Sanford all return from season-ending injuries, poised for solid senior seasons.

"This will be an exciting year for Greyhound football," coach Polizzi notes. "We will be fast and explosive on offense and defense."

Joining the quartet of injured returners are 11 more seniors ready to unseat the perennial powers in the GLIAC and make a run to the top of the league standings.

"This senior class has been doing an exceptional job with leadership and this will pay off big for us," says Polizzi. "We have excellent depth at the skill positions and veteran linemen on both sides of the ball. That is exciting!"



Hounds on TV

For the 14th consecutive season, the Greyhounds will be televised throughout most of the state of Indiana on the Ulndy Football TV Network.

XL 950's Greg Rakestraw will call the play-by-play with former Greyhound quarterback Steve Hurst providing color commentary.

All five home games are slated to be televised in 2008 and will be part of an Internet webcasting package that will offer unmatched coverage of the Greyhounds! B2Networks is working with the GLIAC schools to provide coverage of football over the Internet. Check gliac.org for road games slated to be broadcast.

Hounds on Radio

All Greyhound football games are broadcast live on WICR-FM 88.7, the university's 30,000-watt station, and on-line at: <http://wicr.uindy.edu> with Sports Director Drew Pastorek calling the action. Ulndy football interviews can also be accessed at athletics.uindy.edu.

Media Information

CREDENTIALS: All requests for press, photo, and broadcasting credentials for home games should be made in advance by contacting Sports Information Director Mitch Wigness at (317) 788-3494 or mwigness@uindy.edu.

PRESS BOX: Members of the working media will receive current statistics, game notes, rosters, two-deeps, programs, and StatCrew statistics.

RADIO BROADCASTS: A courtesy phone line [317-788-3343] is available to the official station of the university. Each radio station will be limited to three persons.

PHOTOGRAPHERS: Passes are issued upon request to certified news photographers. Requests should be made in advance of game day.

INTERNET ACCESS: Two high-speed Internet connections are available in the Key Stadium pressbox on a first-come, first-serve basis. Wireless Internet can be accessed with a strong enough antenna to reach the Ruth Lilly Center, located directly behind the pressbox.

Hounds on the Web

Get all the up-to-date information on the Greyhounds anytime, day or night at <http://athletics.uindy.edu>. The official home of Greyhound athletics, you can find rosters, schedules, statistics, news and media information. Can't get to the game? Follow the action LIVE via internet webcast and follow the statistics as they happen. Find details on the home page.

Coach's Comments

As head coach of the 2008 University of Indianapolis Greyhounds, I present this edition to you with tremendous pride.

This football team has demonstrated a solid work ethic and an extremely positive attitude. We have a group of intelligent, hard-working overachievers, who are a real credit to the game of college football. The 2008 Greyhounds are a close-knit unit that loves to play the game and that goes about it with great intensity-the way it was meant to be! This Ulndy team is exciting to be a part of!

Through the years, University of Indianapolis football has been all about attitude, pride, and enthusiasm. Our program challenges each individual to become his very best. We ask our young men to prepare and compete for nothing short of excellence in all phases of life, based on hard work and commitment. We believe that representing our great university and its rich tradition in the Great Lakes Intercollegiate Athletic Conference is something to get excited about.

Our football staff and entire athletic department welcome you to what promises to be an action-packed fall.

The University of Indianapolis staff is extremely proud that our students' academic interests will always rank as the top priority.

With our outstanding student-teacher ratio and very impressive graduation and placement percentages, we are able to attract highly-motivated student-athletes. We are interested in individuals who truly work to excel in all phases of college life.


The University of Indianapolis Greyhound Football Program provides academic assistance through study tables, tutorial programs, and bi-weekly grade evaluations, which help keep students on the cutting edge academically.

Joe Polizzi





HEAD COACH



Polizzi's File

13th head coach in school's history
 Introduced at UIndy Jan. 26, 1994
 Alma Mater Hilldale ('76)
 Career Record 75-76-1

Coaching experience

2007	Head Coach	Indianapolis	6-5
2006	Head Coach	Indianapolis	6-5
2005	Head Coach	Indianapolis	6-5
2004	Head Coach	Indianapolis	4-7
2003	Head Coach	Indianapolis	6-5
2002	Head Coach	Indianapolis	5-6
2001	Head Coach	Indianapolis	7-4
2000	Head Coach	Indianapolis	3-8
1999	Head Coach	Indianapolis	7-4
1998	Head Coach	Indianapolis	8-2
1997	Head Coach	Indianapolis	8-3
1996	Head Coach	Indianapolis	4-7
1995	Head Coach	Indianapolis	3-8
1994	Head Coach	Indianapolis	2-7-1
1993	Asst. Coach	Hillsdale	
1992	Asst. Coach	Hillsdale	
1991	DB Coach	Hillsdale	
1990	DB Coach	Hillsdale	
1989	DB Coach	Hillsdale	
1988	DB Coach	Hillsdale	
1987	DB Coach	Hillsdale	
1987	Def. Coord.	Ferris State	
1986	Def. Coord.	Ferris State	
1985	DL/Strength	Ball State	
1984	DL/Strength	Ball State	
1984	OL Coach	Hillsdale	
1983	OL Coach	Hillsdale	
1982	OL Coach	Hillsdale	
1981	OL Coach	Hillsdale	
1980	OL Coach	Hillsdale	
1979	ILB Coach	Hillsdale	
1978	Receivers Coach	Hillsdale	

Playing experience
 1973-6 Hillsdale

Joe Polizzi

Head Coach • 15th season • 75-76-1 overall record

The University of Indianapolis football program has achieved great success under 15th-year coach **Joe Polizzi** (pronounced: puh LIT' see).

Polizzi's Greyhounds compete in the perennially-tough Great Lakes Intercollegiate Athletic Conference, a league which has sent a representative to the national championship game in six of the last seven seasons.

Polizzi's 2007 crew racked-up six All-GLIAC honors, including four First Team Defense members, most since 1998. The team finished with a winning record for the third straight season and eighth in Polizzi's tenure. The team scored a school-record 353 points, highlighted by the second straight 1,000-yard back.

Running back Eric Wright rushed for 14 scores, notching a new mark for single-season rushing TDs.

17 members were named to the Academic All-GLIAC team, proving the commitment at UIndy to foster the environment of true "student-athletes".

In 2006, UIndy tallied a 6-5 record, losing one game by a single point and another in overtime in a brutal schedule. The Greyhounds made a habit of grabbing a lead and keeping it, scoring quickly in five games without relinquishing the lead. UIndy's sixth win came in a thrilling 34-31 win over Michigan Tech in the season opener as Justin Russell tied a school record with four touchdown receptions.

Tailback Craig Jenkins erased the UIndy season mark for rushing in a season, scampering for 1,136 yards in 2006. The junior back posted five different games of 100-yard + rushing games as the Greyhound offense ranked second in the league in total offense (367.2 ypg).

16 student-athletes were named to the All-Academic GLIAC team, fourth-most among the conference teams.

Polizzi's 2005 crew won four straight road contests at one point as the team accumulated a 6-5 overall record, the team's sixth winning mark in nine seasons. A season-opening win over Hillsdale gave the home crowd plenty to cheer about in the first night game ever at Key Stadium on Aug. 27, 2005.

Five players earned All-GLIAC honors with Bruce Renner and Carl Lile each being named to the First Team Defense. Three more earned second team accolades and 10 gridders were selected to the All-Academic GLIAC Team.

Polizzi's Hounds won four of their last five games in the 2004 season, a season that saw the Greyhounds fall by seven or less points on three different occasions,

including two overtime contests.

Close contests included a final-play loss to eventual GLIAC co-champion Michigan Tech and a four-over-time loss to Hillsdale.

UIndy had two members named to the All-GLIAC First Team in 2004 with one more on the second team and five named honorable mention.

Quarterback Matt Kohn finished his Greyhound career holding every passing record at the school. An NCAA record holder with his 645-yard passing performance in his junior year, Kohn benefitted under the tutelage of the long-time GLIAC coach.

Polizzi led his 2003 squad to a 6-5 mark—its fifth winning season in seven years. The Hounds tied for fourth in the 12-team Great Lakes Intercollegiate Athletic Conference while tying for second with 14 Academic All-GLIAC picks. U of I began the season with a 3-0 start, earning a top-30 ranking in the AFCA poll for NCAA II squads. Troy Tinsley was an Academic All-American®, with Cesare Manning playing in the Cactus Bowl.

The Greyhounds finished second among 12 GLIAC institutions with 15 Academic All-GLIAC performers in 2002. The Hounds won three of their last four games.

UIndy recorded its fourth seven-win campaign in six years with a 7-4 ledger in 2001. The Hounds got off to a school-record 5-0 start on the road, tying the UIndy mark with four straight GLIAC road wins.

UIndy was regionally-ranked in the first nine polls of 2001 and the Greyhounds were nationally-ranked two weeks, going as high as number 21 in NCAA II.

The Hounds succeeded in the classroom as well with 16 Academic All-GLIAC selections and three Academic All-District picks, including league Jack McAvoy Award winner Chris Volz. Volz was the GLIAC "Defensive Back of the Year", while AFCA All-American Neal Blank was the "Defensive Lineman of the Year."

The Hounds had a school-record 18 players earn Academic All-GLIAC honors in 2000, including Academic All-American® Brad Crawford.

The Greyhounds won a school-record 23 games from 1997-99, posting 7-4, 8-2, and 8-3 ledgers (23-9, .719).

The Hounds enjoyed the longest winning streak in NCAA II football (eight) after posting their first-ever win over Grand Valley State, 30-14, to improve their 1999 record to 3-0. The '99 Hounds finished strong with four wins in their last five outings. Indy upset

HEAD COACH



12th-ranked New Haven, before closing the home schedule with a 30-10 win over Ashland and a 34-9 triumph vs. Hillsdale.

Polizzi's teams won 13 of 15 home games at Key Stadium during that span.

Linebacker Josh Gentry finished his career as one of the most honored players in school history. He was named to all four NCAA II All-America first teams, the Snow Bowl All-Star Game's "Most Valuable Defensive Player," and the GLIAC "Defensive Player of the Year."

In the GLIAC, Indianapolis was 20-9 (.690) from 1997-99 for the third-best winning percentage in the league.

Polizzi eagerly embraces the challenge of keeping the Indianapolis football program at a high level. Polizzi believes playing football at Ulndy should be "the greatest experience in a student-athlete's life," and he and his staff work long hours doing all the things necessary to realize this goal.

During his tenure, Polizzi has had five Academic All-Americans®, three Burger King® \$10,000 Scholar-Athletes, and 104 Academic All-GLIAC players.

The hard-working Polizzi has been a driving force in building all aspects of the Ulndy football program. He was instrumental in the planning and renovation of

The Greyhound program "turned the corner" in 1997 with a record-setting 8-3 campaign, including a 7-3 MIFC ledger. The Hounds finished eighth in NCAA II with a +1.27 turnover margin.

Polizzi's Hounds won their first six games in 1997, posting the school's best start since 1973 and only the third 6-0 beginning in school gridiron history. The Greyhounds' #12 NCAA II national ranking marked the school's highest since 1985. Indy was in position to win the MIFC title in November, finishing fourth in the powerful league after being picked eighth.

The '97 Hounds earned the school's first NCAA II national ranking since 1985 (#16) after starting the campaign 3-0. The Greyhounds broke nine-game losing streaks to MIFC rivals Ferris State and Hillsdale. Indianapolis also defeated Northern Michigan in a televised showdown of unbeaten, nationally-ranked teams.

The Hounds' season-opening six-game winning streak was the school's longest since 1986, with the 5-0 MIFC start the best in Greyhound history.

Indy moved to #12 in the NCAA II rankings and third in the NCAA II Northeast Region after its 6-0 start. Polizzi's team would eventually improve to 8-1. The Northwood triumph sealed the Hounds' first unbeaten home season since 1985



the Methodist Hospital/Methodist Sports Medicine Weight Room and renovation of the Key Stadium locker rooms.

In 1998, Polizzi's Hounds won a school-record eight Midwest Intercollegiate Football Conference games, finishing second, one play away from a league championship on the final day of the season. Ulndy finished 1998 with a five-game winning streak, out-scoring opponents 172-90.

The '98 Greyhounds tied the school record with eight wins, finishing 27th in the final Football Gazette NCAA II poll.

The Hounds were road warriors that season, snapping Ashland's 11-game home winning streak with Indy's first win at AU since 1983! Polizzi's squad followed with their first triumph at Hillsdale since 1979. The "Road Hounds" posted a 4-1 MIFC mark away from home, best in UI history.

The '98 Hounds set 28 school records with Kevin Kreinhagen the school's first player to compete in the NCAA II Snow Bowl, prior to signing with the NFL's Seattle Seahawks.

Ulndy all-time leading tackler Ted Liette was named to four NCAA II All-America teams, becoming the Hounds' first AFCA NCAA II All-American since 1991 and MIFC "Linebacker of the Year"!

All-MIFC free safety Stephane Fortin was drafted by the Saskatchewan Roughriders of the CFL with their first pick.

(5-0) and the school's first-ever perfect MIFC home campaign (4-0).

Polizzi was named the leader of the Ulndy football program on January 26, 1994. The 50-year-old became the 13th head coach in school history.

Polizzi was an assistant from 1987-93 at his alma mater, Hillsdale. During that span, HC compiled a 44-21-1 mark (.674), earning an MIFC title in 1992. Polizzi was a four-year letterman at linebacker from 1973-76. In '75 and '76, he earned all-conference, all-District and honorable mention All-America. He was captain in '76, leading the team in tackles. He had tryouts with Montreal and Ottawa of the CFL.

Many of Polizzi's ex-Hounds have played professional football: Stephane Fortin and Walter Spencer are both playing in the Canadian Football League Calgary Stampeders. Rob Mager is enjoying a phenomenol season with the Chicago Rush of the Arena Football League while Cesare Manning has enjoyed successful seasons playing with the Louisville Fire of the AFL2. Manning owns the Fire record for TDs in a game (7) while Mager holds the franchise mark for TDs in a season and led the team again in 2006. Matt Kohn, P.J. Cosgrove and Tarron Acuff are all active in the United Indoor Football league,. Kohn was recently named the United Indoor Football league's Offensive MVP for 2006. Josh Gentry played two years for the Indianapolis Colts in the NFL, and Gary Isza helped Grand Rapids to the 2001 Arena Football League title.



ASSISTANT COACHES

Bob Bartolomeo

Defensive Coordinator • 5th season at UIndy



Bartolomeo's File

5th season at Indianapolis

Alma Mater

Butler ('77)

Coaching experience

2007	Def. Coord.	Indianapolis
2006	Def. Coord.	Indianapolis
2005	Def. Coord.	Indianapolis
2004	Def. Coord.	Indianapolis
2003	Def. Coord.	Central Michigan
2002	Def. Coord.	Ball State
2001	Def. Coord.	Ball State
2000	Def. Coord.	Ball State
1999	Def. Coord.	Ball State
1998	Def. Coord.	Ball State
1997	Def. Coord.	Ball State
1996	Def. Coord.	Ball State
1995	Asst. Head Coach	Ball State
1994	Asst. Head Coach	Ball State
1993	Asst. Head Coach	Ball State
1992	Linebackers Coach	Ball State
1991	Head Coach	Butler
1990	Head Coach	Butler
1989	Def. Coord.	Butler
1988	Def. Coord.	Butler
1987	Def. Coord.	Butler
1986	Def. Coord.	Butler
1985	Def. Coord.	Butler
1984	Def. Coord.	Butler
1983	Secondary Coach	Butler
1982	Secondary Coach	Butler
1981	Secondary Coach	Butler
1980	Secondary Coach	Butler
1980	Off. Coord.	Roncalli H.S.
1979	Off. Coord.	Roncalli H.S.
1979	Graduate Asst.	Butler
1978	Graduate Asst.	Butler
1977	Graduate Asst.	Butler



Ex-Ball State and Central Michigan defensive coordinator **Bob Bartolomeo** is in his fifth season as the Greyhounds' defensive coordinator.

Bartolomeo was defensive coordinator and cornerbacks coach at Central Michigan in 2003. Prior to CMU, Bartolomeo spent 11 seasons on the Ball State coaching staff, serving as defensive coordinator from 1995-2002.

Bartolomeo went to BSU in 1992 as the linebacker coach, and then served as the assistant head coach from 1993-95 before assuming the defensive coordinator job. Bartolomeo helped the Cardinals to two Mid-American Conference titles (1993 and 1996) and two berths in the Las Vegas Bowl in his tenure at BSU.

In 2000, Bartolomeo's defense ranked 34th nationally in pass defense, allowing 199.6 passing yards per game. From 1992 through 1994, Bartolomeo was Ball State's inside linebackers coach and assistant head coach. In 1995, he was promoted to defensive coordinator and began coaching the secondary. He started tutoring the team's inside linebackers in 1999.

Prior to going to Ball State, Bartolomeo was the head coach at Butler University from 1990-92. His teams were 14-7-1.


His 1991 team went 9-2 and was ranked fifth in NCAA Division II, earning a berth in the NCAA II playoffs. The Bulldogs won the Midwest Intercollegiate Football Conference (now GLIAC) title that year, and Bartolomeo was named both MIFC and Kodak Region III "Coach of the Year."

He launched his coaching career as a graduate assistant at Butler from 1977-79, and then was the offensive coordinator at Indianapolis Roncalli H.S. in 1979-80. He returned to Butler where he was the secondary coach (1980-84), defensive coordinator (1984-90), and the head coach.

A 1977 Butler grad, he spent four years as a player for the Bulldogs before becoming a grad assistant. During his 13-year tenure as player and coach, he helped Butler to 10 conference titles, three NCAA II playoff berths and a 98-40-4 record.

Bartolomeo graduated from Andean High School in Merrillville, Indiana, in 1973 before going to Butler. He earned a bachelor of science degree (education) in 1977 and a master's of science degree in 1979.

Bartolomeo and his wife, Laura, have two daughters--Anna (23) and Abby (20).



ASSISTANT COACHES



Chris Keevers

Assistant Coach • 15th season at Ulindy



Keevers' File

15th year at Indianapolis

Alma Mater

Purdue ('89)

Coaching experience

2007 Linebackers Coach	Indianapolis
2006 Linebackers Coach	Indianapolis
2005 Linebackers Coach	Indianapolis
2004 Linebackers Coach	Indianapolis
2003 Def. Coord./Secondary	Indianapolis
2002 Def. Coord./Secondary	Indianapolis
2001 Def. Coord./Secondary	Indianapolis
2000 Def. Line/Strength Coach	Indianapolis
1999 Def. Line/Strength Coach	Indianapolis
1998 Def. Line/Strength Coach	Indianapolis
1997 Def. Line/Strength Coach	Indianapolis
1996 Def. Line/Strength Coach	Indianapolis
1995 Def. Line/Strength Coach	Indianapolis
1994 Def. Line/Strength Coach	Indianapolis
1993 Def. Line/Spec. Teams	Saint Mary's
1992 Def. Line/Spec. Teams	Saint Mary's
1991 Def. Line/Spec. Teams	Saint Mary's
1990 Def. Line/Strength Coach	Purdue
1989 Def. Line/Strength Coach	Purdue
1988 Def. Line/Strength Coach	Purdue



Indy native **Chris Keevers** is in his 15th season on the Ulindy staff and his fifth coaching linebackers.

He had coached the secondary and served as defensive coordinator the previous three years. Keevers was the Hounds' strength and conditioning coach his first seven years.

Keevers' 2001 Hounds led the GLIAC in red zone defense (38.7%) and opponent fourth-down conversions (25%). They ranked second in scoring defense (19.1) and pass defense efficiency, and fourth in turnover margin (+13). The Hounds finished 17th in NCAA II in turnover margin and 29th in scoring defense.


Keevers' 1999 defensive line ranked third in the GLIAC with 38 quarterback sacks. His line recorded 43 sacks in 1998, and 28 in 1997.

Keevers had been defensive line, special teams, and strength/conditioning coach at St. Mary's [CA] from 1991-93.

Prior to St. Mary's, he was defensive line graduate and student assistant at Purdue for three years. As a player there, Keevers was a two-year starter on the defensive line. He was ABC "Player of the Game" vs. Iowa in '87. Keevers' playing career began at Coffeyville CC [KS], where he was honorable mention Junior College All-American.

A graduate of Marshall H.S., he earned a communications degree in '89 and a master's degree in education administration in '91, both at Purdue.

He and wife Alexis have four kids, Chris, 14, Jessica, 12, Tucker, 5, and Porter, 3.





ASSISTANT COACHES

Todd Carter

Assistant Coach/Offensive Coordinator • 1st season at UIndy



Todd Carter is UIndy's Offensive Coordinator and Assistant Coach in charge of the offensive line. Carter, a former letterwinner at DePauw University, returns to central Indiana after spending the last three seasons at Saginaw Valley State University.

Carter was part of an SVSU team that reached the NCAA Division II Northwest Region finals in 2005 after a one-loss regular-season campaign and the only two losses of the year coming to eventual-national champion Grand Valley State. The Cards finished ranked No. 2 in the nation that season.

At SVSU, Carter was in charge of the offensive line and was the team's run game coordinator.

Carter came to SVSU from North Park University in Chicago, Ill. where he served as defensive coordinator and secondary coach from June 2003 to March 2005. Carter was involved in many aspects of the program including recruiting and special teams. At North Park,

Carter was also the equipment manager and was responsible for travel plans.

Prior to his stint at North Park, Carter served for two years at Carroll College in Waukesha, Wis. as the offensive line coach and also served as the head men and women's track and field coach. He worked as a graduate assistant coach at the University of Connecticut from June 2000 to April 2001 and also at his alma mater DePauw University in Greencastle, Ind. from 1998-2000.

Carter received his bachelor's degree in history with a minor in physical education and secondary education from DePauw in 1998. He received his master's degree in secondary education from Indiana State University in 2002. Carter was a four-year varsity letterman and a two-year starter at center and tackle at DePauw. He was named the team captain and named all-conference at center in 1997.

Kenny Ray Augustus

Assistant Coach • 3rd season at UIndy



Kenny Ray Augustus is in his third season on staff at UIndy. Augustus is a 1999 graduate of the University of Cincinnati, where he manned the defensive line for the Bearcats in the 1997 and 1998 seasons.

He spent his final two seasons at UC after two seasons at Joliet (Ill.) Junior College. There, Augustus earned


Junior College All-America honors in his sophomore campaign.

Prior to coming to UIndy, he spent time assisting at a juvenile treatment center.

Coaching Assistants




Asst. Coach
Clifford Brooks



Asst. Coach
Matt Kohn



Asst. Coach
Cesare' Manning



Grad. Asst.
Nate Mahon



Grad. Asst.
Mark Scott



Student Asst.
J.T. Whitaker

2008 OUTLOOK



Injuries are a part of the game, but the injury bug bit the 2007 Greyhounds awfully hard, ending seasons for a host of key players before the schedule even got underway. With more injuries came an opportunity for underclassmen to show-off their skills and will provide quality depth in the coming season.

Sam Elmore, Danny Goff, Craig Jenkins, Justin Russell and **Kevin Sanford** all had their seasons end before ever seeing the field. In-season injuries to **Stephen Geller, David Link, Halston Love, Kyle Mossbrucker** and **Lynn Panko**, among others, quickly helped the Greyhounds learn just how deep they were at each position.

All look to be healthy heading into the fall camp and poised to help Ulndy record its fourth straight winning season and ninth in Head Coach **Joe Polizzi's** tenure at the school. A position-by-position outlook for 2008:

QUARTERBACK

The biggest question mark heading into the season seems to be at a very critical position-- quarterback. The competition will be fierce for the starting nod as last year's backup **Lance Lasker** will have to fend off six other players on the roster to earn the gig. Lasker showed flashes of success in 2007, playing in four games while completing 8-of-13 passes for 100 yards and a score. He did throw a pair of interceptions, however, and played a bulk of his time in games that were well-in-hand.

Signal-callers who already have a grasp of the system include sophomore **Erick Kumming** and redshirt freshman **Joe Leach**. While each has not seen the field, they both understand the system and will battle for time. Added in the bunch are four other freshmen eagerly looking to crack the lineup: **Camron Cossell, Toby Deters, Rob Doyle** and **David Slapyznski**.

RUNNING BACK

The signal caller will rely heavily on a stacked stable of running backs that look poised to rival any bunch in the GLIAC. Senior **Craig Jenkins** returns after sitting out last season with an injury. The school's all-time single-season rushing leader ran for 1,136 yards in 2006. As if that weren't enough, the Hounds have another 1,000-yard back returning in senior **Eric Wright**. All Wright did last year was rush for a school-record 14 rushing TDs and 1,076 yards. Although he will most likely return to the fullback position, he poses a threat in a very potent Greyhound backfield.

Also back are **Halston Love**, who was impressive in limited action last year, and an experienced **Justin Blakely**, who also garnered carries. Love didn't even play two full contests, but still managed to roll-off 168 yards rushing on 28 carries and two rushing scores. He coupled that with two catches, one for a score, before losing his season to injury. Blakely rushed a dozen times and garnered 40 yards along the ground.

FULLBACK

Senior **Sam Elmore** also took 2007 off due to injury and looks to be the incumbent in '08. Wright and **Matt Michuda** will also see time in the backfield as Coach Polizzi has the comfort of loads of experience behind his quarterback.

WIDE RECEIVER

Another strength is the receiving corps, which will get a boost from a pair of seniors recovering from season-ending injuries from a year ago. **Justin Russell**, a game-changing wideout who can score from anywhere on the field, and **Kevin Sanford** are a formidable duo back to finish out their eligibility. Sanford led the team in catches in his first three seasons and has the ability to do so again. The pair both sit in the Ulndy top 10 in numerous offensive categories and have 241 career receptions combined between them.

Bolstering the lineup is junior **Tyran Fakes**, the team's leader in touchdown catches last season with nine. Fakes had 37 grabs for 455 yards and proved to be a tough matchup for smaller defenders in the back of the endzone. Junior **Stephen Geller** is healthy after his '07 season was cut short. He managed to catch 11 balls for 144 yards, but was most valuable as a returner, gathering 402 combined yards in kick and punt returns in just five games. Adding depth are sophomore **Chris Rutherford** and juniors **Tosin Ikadabo** and **Sebastian Moore**.

TIGHT END

Senior **Jimmy Ladd** will switch sides of the ball, coming over from the defense to take on the tight end role. The Purdue transfer had 41 tackles from his linebacker spot and should provide added blocking from that position. Junior **Cole Willis** caught three balls last season and sophomore **Dustin Tyler** will battle for playing time as well.

OFFENSIVE LINE

The offensive line loses just one starter, but it is a big one in four-year anchor **Zach Dennis** at center. For the first time since 2003, Ulndy will have a new face over the ball, meaning it will be crucial to develop a quick chemistry between new center and new quarterback for continued success in 2008. Starters returning are **Tim Dury, Eric Quintana, Darius Powell** and **Jason Smith**. **Louis Vesta** is also a regular to the rotation providing a solid front five for new offensive coordinator **Todd Carter**, who comes to Ulndy from league-rival Saginaw Valley State.

DEFENSIVE LINE

Coach Polizzi believes that veteran linemen on both sides of the ball will help 2008 be an exciting year for Greyhound football. Along with the returning OL depth are a group of defensive linemen that will wreak havoc in the backfields of opponents. Junior **Randall Courtney** headlines the bunch after coming on strong in the second half of 2007. Courtney tallied a team-best 12 tackles for loss and had 6.5 sacks. He finished the season with five sacks in the final three games on his way to honorable mention all-league status. Along with him is senior **Jamel Williams** who had 8.0 tackles for loss in nine games last season.

Two more Hounds will strap on the helmets again following injury-shortened campaigns: **Danny Goff** and **Lynn Panko**. Goff has contributed in '05 and '06 while Panko can be a menace, using his strength and quickness to disrupt opposing offenses. While Panko played just one game last year, he has shown Greyhound fans his athleticism as a very successful wrestler, giving away pounds to wrestle at 285, but racking-up a sparkling 32-13 mark and a trip to the NCAA Nationals as a grappler. Sophomores **Kevin**

Buetow and **Dustin Burford** and junior **Adam Prichard** all have playing experience and help formulate a solid line.

LINEBACKER

Senior leadership keys the linebacking corps. All-league performer **Leonard Bush** headlines the group, a nose-for-the-ball tackler that finished last season with 74 total stops, two interceptions and two forced fumbles. Joining him is **Brandon Umphress**, who has three years of starting experience. Speedy **Maxwell Frempong** is a heavy hitter who generated 65 total tackles as a junior with four pass breakups. Other linebackers with experience in the system include **Brelin Duncan, Mike Kenworthy, Brent King** and **Jordan Schaaf**.

SECONDARY

The defensive backfield will see new faces as it replaces graduated All-GLIAC performers **Kenneth Akridge** and **Kevin Shaw**. Junior **Alex Byrnes** returns to his starting spot while sophomore **Brandon Axum** will start as well. **Craig Ray**, 2007's Ulndy Freshman of the Year, heads back to the other side of the football following his impressive fill-in performance at running back last year.

SPECIAL TEAMS

All speciality positions return for the 2008 season. Junior punter **Tyran Fakes** will begin his third season handling the punting chores with his 37.7 average from a year ago. Junior **Kyle Mossbrucker**, the school's career leader in field goal accuracy (70.6), is back following a season-ending injury very early last season. Battling him will be last year's starter, **Jace Morrison**, who converted on 35-of-36 extra point tries and 6-of-10 field goal attempts.

OUTLOOK

"We will be fast and explosive on offense and defense," Polizzi remarks. "This senior class has been doing an exceptional job with leadership and this will pay off big for us."

That senior class is 14 deep, part of 38 returning letterwinners for the Greyhounds. The experience will be crucial right away as the Hounds play their first three games all on the road. A Thursday night opener at Kentucky Wesleyan provides the only non-league tilt followed by a pair of brutally-tough games at powerhouse Grand Valley State and upstart Wayne State. Hillsdale will return to Key Stadium again in '08, looking to avenge a last-minute defeat last year. Ulndy then takes to the road again for a battle with perennially-tough Saginaw Valley State.

The schedule doesn't get easier in one of the best conferences in Division II football. Ulndy hosts Northwood and Ferris State followed by road games at Michigan Tech and new league member Tiffin. Ashland and Northern Michigan close out the regular season in the final two weeks at Key Stadium.

The GLIAC remains the power conference in the newly-redesigned Northwest Region. With the dissolving of the North Central Conference, the Northwest Region will align with the Rocky Mountain Athletic Conference (RMAC) in addition to the Northern Sun (NSIC). 43 Northwest Region teams will battle for six playoff spots in the four-region DII alignment.



2008 ROSTER

#	Name	Pos	Ht.	Wt.	Yr.	Hometown/High School/Previous School
1	Alex Byrnes	DB	5-10	188	Jr.	Indianapolis, Ind./Ritter/St. Francis
2	Maxwell Frempong	LB	6-0	207	Sr.	Bolingbrook, Ill./Romeoville/Dupage
3	Craig Ray	DB	6-1	203	So.	Plainfield, Ind./Plainfield
4	Camron Cossell	QB	6-3	180	Fr.	Kokomo, Ind./Northwestern
5	Rob Doyle	QB	6-0	180	Fr.	Indianapolis, Ind./Bishop Chatard
6	Sebastian Moore	WR	5-9	160	Jr.	Indianapolis, Ind./Lawrence Central
7	Brandon Axum	DB	5-10	180	So.	Indianapolis, Ind./Roncalli
8	Aaron Ruth	DB	5-10	175	Fr.	Indianapolis, Ind./Pike
9	Kevin Sanford	WR	5-11	175	Sr.	Dayton, Ohio/Chaminade-Julienne
10	Stephen Geller	WR	6-1	183	Jr.	Avon, Ind./Avon
11	Justin Russell	WR	5-11	190	Sr.	Lafayette, Ind./Jefferson
12	Lance Lasker	QB	5-10	200	So.	Reynoldsburgh, Ohio/Reynoldsburgh
13	Toby Deters	QB	6-4	200	Fr.	Guilford, Ind./East Central
14	Erick Kumming	QB	6-3	196	So.	New Haven, Ind./Bishop Luers
15	David Slapyznski	QB	6-2	195	Fr.	Fraser, Mich./Fraser
16	Lynn Panko	DL	6-2	265	Jr.	Avon, Ind./Avon
16	Alex Kiel	QB	6-0	195	So.	Indianapolis, Ind./Franklin Central/Hanover
17	Joshua Adams	DB	5-11	175	Fr.	Indianapolis, Ind./Warren Central
18	Joe Leach	QB	6-2	186	Fr.	Syracuse, Ind./Wawasee
19	Kyle Mossbrucker	K	5-9	185	Jr.	Mooresville, Ind./Mooresville
20	Anthony Weather	DB	6-1	205	Fr.	Indianapolis, Ind./Warren Central
21	Tyran Fakes	WR	6-3	210	Jr.	Plainfield, Ind./Plainfield
22	Tyler Peterman	DB	5-11	195	Fr.	Indianapolis, Ind./Roncalli
23	Craig Jenkins	RB	5-9	189	Sr.	Indianapolis, Ind./Lawrence North
23	Jay Weddle	DB	5-9	185	Fr.	Columbus, Ind./East
24	Halston Love	RB	5-9	173	So.	Kankakee, Ill./Kankakee
25	Nate Jackson	DB	5-10	190	Fr.	Oxford, Ohio/Baden
26	Sam Elmore	FB	6-0	231	Sr.	Indianapolis, Ind./Ritter
27	Josh Sanders	DB	6-0	180	Fr.	Reelsville, Ind./South Putnam
27	Chase Myers	P/K	6-1	180	Fr.	Covington, Ind./Covington
28	Deontrai Campbell	RB	5-10	200	Fr.	Ft. Wayne, Ind./Southside
29	John Basker	DB	6-1	190	Fr.	South Bend, Ind./Riley
29	Andreas McCoy	WR	5-11	190	So.	Bloomington, Ind./North/Hofstra
30	Patrick Bourne	DB	5-11	190	Fr.	Hamilton, Ohio/Hamilton
31	Jimmy Sandling	LB	6-0	230	Fr.	Manteno, Ill./Manteno
32	David Link	RB	5-11	200	Sr.	Elkhart, Ind./Memorial
32	Markus Glover	DB	5-5	150	Fr.	Indianapolis, Ind./Thomas Carr Howe
33	Zachary Peterson	WR	6-0	190	Fr.	Martinsville, Ind./Martinsville
33	Mike Kenworthy	DB	6-2	233	Jr.	Lafayette, Ind./Jefferson
34	Thomas Kelsaw	DB	5-7	150	Fr.	Ft. Wayne, Ind./Snider
34	Eric Wright	RB	6-1	218	Sr.	Lewisburg, Ohio/Tri-County North
35	Brent King	LB	5-8	189	So.	Indianapolis, Ind./Franklin Central
36	Justin Blakely	RB	5-10	213	Jr.	Muncie, Ind./Delta
37	Jimmy Ladd	TE	6-2	219	Sr.	Greenwood, Ind./Center Grove/Purdue
38	Jeremias Quintero-Owens	DB	6-2	205	Jr.	Indianapolis, Ind./Lawrence North/Indiana
38	Walter Baynard	RB	5-9	170	Fr.	New Albany, Ind./New Albany
39	Luke Nibarger	WR	5-10	170	Fr.	Franklin, Ind./Franklin
40	Collin Coffey	DB	5-9	171	Fr.	Indianapolis, Ind./Lawrence North
41	John Dury	LB	6-1	215	Fr.	Indianapolis, Ind./Bishop Chatard
42	Danny Goff	DL	5-11	237	Jr.	Zionsville, Ind./Zionsville
43	Brelin Duncan	LB	5-10	206	So.	Evansville, Ind./Bosse
44	Landon Pollard	DB	6-1	191	Fr.	Ft. Wayne, Ind./Southside
45	Mike Dum	LB	6-1	200	Fr.	Indianapolis, Ind./Bishop Chatard
46	Desmond Johnson	DB	5-8	174	Fr.	Indianapolis, Ind./Arsenal Technical
47	Matt Michuda	DL	6-1	227	Jr.	Ossian, Ind./Norwell
48	Max Davis	LB	5-11	220	Fr.	Indianapolis, Ind./Cathedral
49	Mike Cummings	RB	5-9	170	Fr.	Indianapolis, Ind./Ritter
49	Brandon Umphress	LB	6-1	244	Sr.	Indianapolis, Ind./Franklin Central

Alphabetical

No	Name
17	Joshua Adams
65	Atkinson, Jacob
7	Axum, Brandon
29	Basker, John
38	Baynard, Walter
79	Beach, Austin
36	Blakely, Justin
30	Bourne, Patrick
71	Britner, Joe
97	Buetow, Kevin
55	Buhler, Ben
50	Burford, Dustin
52	Bush, Leonard
54	Byers, James
1	Byrnes, Alex
28	Campbell, Deontrai
40	Coffey, Collin
4	Cossell, Camron
95	Courtney, Randall
49	Cummings, Mike
48	Davis, Max
53	Davis, Seth
13	Deters, Toby
5	Doyle, Rob
83	Dravet, George
45	Dum, Mike
43	Duncan, Brelin
41	Dury, John
51	Dury, Tim
26	Elmore, Sam
21	Fakes, Tyran
82	Forney, Ryan
2	Frempong, Maxwell
10	Geller, Stephen
32	Glover, Markus
42	Goff, Danny
86	Gresla, John
98	Harvey, DeMarqueis
76	Hawkins, Jack
62	Holdcroft, Baxter
69	Holloway, Kyle
86	Hughes, Sean
81	Ikadabo, Tosin
25	Jackson, Nate
23	Jenkins, Craig
92	Johnson, Clayton
78	Johnson, Curtis
46	Johnson, Desmond
57	Kave, Cody
34	Kelsaw, Thomas
33	Kenworthy, Mike
16	Kiel, Alex
35	King, Brent
64	Kosinski, Chris
68	Kowal, Adam
14	Kumming, Erick

2008 ROSTER



#	Name	Pos	Ht.	Wt.	Yr.	Hometown/High School/Previous School
37	Ladd, Jimmy					
12	Lasker, Lance					
18	Leach, Joe					
32	Link, David					
58	Lisjak, Brandon					
24	Love, Halston					
74	Mansaray, Andrew					
87	Martin, Josh					
29	McCoy, Andrean					
47	Michuda, Matt					
84	Mick, Andy					
61	Miskel, Regi					
6	Moore, Sebastian					
98	Morrison, Jace					
19	Mossbrucker, Kyle					
27	Myers, Chase					
39	Nibarger, Luke					
63	Odde, Oliver					
66	Oglesby, James					
16	Panko, Lynn					
91	Parker, Thomas					
56	Person, Joshua					
22	Peterman, Tyler					
33	Peterson, Zachary					
44	Pollard, Landon					
70	Powell, Darius					
67	Powers, Mark					
93	Prichard, Adam					
96	Puntarelli, Aaron					
77	Quintana, Eric					
38	Quintero-Owens, Jeremias					
58	Ratliff, Kyle					
3	Ray, Craig					
11	Russell, Justin					
8	Ruth, Aaron					
88	Rutherford, Chris					
27	Sanders, Josh					
31	Sandling, Jimmy					
9	Sanford, Kevin					
59	Schaaf, Jordan					
15	Slapyznski, David					
95	Slapyznski, Kevin					
60	Smith, Austin					
72	Smith, Jason					
90	Snyder, David					
99	Spaulding, Eric					
69	Tomlinson, Robert					
89	Tyler, Dustin					
49	Umphress, Brandon					
73	Vesta, Louis					
94	Wahl, Noah					
20	Weather, Anthony					
23	Weddle, Jay					
75	Wendahl, Mike					
85	Williams, Brenden					
99	Williams, Jamel					
80	Willis, Cole					
91	Wilson, Demetrius					
34	Wright, Eric					
50	Dustin Burford	LB	6-3	251	So.	Lafayette, Ind./Jefferson
51	Tim Dury	OL	6-3	275	Jr.	Indianapolis, Ind./Bishop Chatard
52	Leonard Bush	LB	6-0	235	Sr.	Cincinnati, Ohio/Roger Bacon
53	Seth Davis	DL	6-1	209	Fr.	Indianapolis, Ind./Manual
54	James Byers	LB	5-10	210	Fr.	Elkhart, Ind./Jintown
55	Ben Buhler	LB	5-10	199	Fr.	Indianapolis, Ind./Bishop Chatard
56	Joshua Person	DL	5-9	275	Fr.	Indianapolis, Ind./Arsenal Technical
57	Cody Kave	LB	6-0	200	Fr.	Waukesha, Wis./Waukesha North
58	Brandon Lisjak	DL	6-0	221	Fr.	Rochester Hills, Mich./Avondale
58	Kyle Ratliff	OL/DL	6-5	330	Fr.	New Albany, Ind./New Albany
59	Jordan Schaaf	LB	6-0	231	Jr.	Martinsville, Ind./Indian Creek
60	Austin Smith	OL	6-3	266	Jr.	Mooresville, Ind./Mooresville/Air Force
61	Regi Miskel	OL/DL	6-5	245	Fr.	Plainfield, Ill./Neuqua Valley
62	Baxter Holdcroft	OL/DL	6-0	285	Fr.	Dunkirk, Ind./Jay County
63	Oliver Odde	OL/DL	5-10	250	Fr.	New Harmony, Ind./Mt. Vernon
64	Chris Kosinski	OL/DL	6-3	260	Fr.	South Bend, Ind./St. Joseph
65	Jacob Atkinson	DL	6-2	265	Jr.	Mason, Ohio/Mason
66	James Oglesby	OL/DL	6-2	280	Fr.	Evansville, Ind./Reitz
67	Mark Powers	OL	5-11	286	Fr.	Frankfort, Ind./Frankfort
68	Adam Kowal	LB	6-0	218	Jr.	Bensonville, Ill./Fenton
69	Robert Tomlinson	OL	6-1	270	Jr.	Lafayette, Ind./Jefferson
69	Kyle Holloway	LB	5-10	190	So.	Fortville, Ind./Mt. Vernon
70	Darius Powell	OL	6-4	282	Sr.	Hazelcrest, Ill./Hillcrest/W. Illinois
71	Joe Britner	OL	6-8	260	Fr.	Franklin, Ind./Roncalli
72	Jason Smith	OL	6-5	318	Sr.	North Webster, Ind./Wawasee
73	Louis Vesta	OL	6-0	296	Sr.	Elkhart, Ind./Concord
74	Andrew Mansaray	OL	6-3	283	Fr.	Fort Wayne, Ind./Bishop Dwenger
75	Mike Wendahl	OL/DL	6-5	280	Fr.	Valparaiso, Ind./Valparaiso
76	Jack Hawkins	OL/DL	6-2	290	Fr.	Indianapolis, Ind./Roncalli
77	Eric Quintana	OL	6-3	290	Jr.	Plymouth, Ind./Plymouth
78	Curtis Johnson	OL	6-0	258	Fr.	Saginaw, Mich./Bridgeport
79	Austin Beach	OL	6-1	330	Fr.	Lucerne, Ind./Pioneer
80	Cole Willis	TE	6-2	245	Jr.	Indianapolis, Ind./Lawrence Central
81	Tosin Ikadabo	WR	6-0	175	Jr.	Fort Wayne, Ind./Southside
82	Ryan Forney	WR	5-8	167	Fr.	Crown Point, Ind./Crown Point
83	George Dravet	WR	5-10	175	Fr.	Crown Point, Ind./Andrean
84	Andy Mick	WR	6-4	200	Fr.	Hamilton, Ohio/Baden
85	Brenden Williams	WR	6-2	190	Fr.	Elkhart, Ind./Elkhart Central
86	John Gresla	LB	5-10	215	Fr.	Berne, Ind./South Adams
86	Sean Hughes	WR	6-3	185	So.	Bolingbrook, Ill./Bolingbrook/St. Francis (Ill.)
87	Josh Martin	DL	6-3	215	So.	Indianapolis, Ind./Bishop Chatard
88	Chris Rutherford	WR	6-3	200	So.	Danville, Ind./Tri-West
89	Dustin Tyler	TE	6-2	245	So.	Marion, Ind./Mississinewa
90	David Snyder	LB	6-4	225	Jr.	Indianapolis, Ind./Franklin Central/Dupage
91	Demetrius Wilson	DL	6-2	260	Fr.	South Bend, Ind./Washington
91	Thomas Parker	WR	5-8	150	Fr.	Greendale, Ind./Lawrenceburg
92	Clayton Johnson	TE	6-0	215	Fr.	North Manchester, Ind./Manchester
93	Adam Prichard	DL	6-2	266	Jr.	Dayton, Ohio/Northmont
94	Noah Wahl	P/K	5-9	180	Fr.	Seymour, Ind./Seymour
95	Randall Courtney	DL	6-2	224	Jr.	Indianapolis, Ind./North Central
95	Kevin Slapyznski	WR	6-1	165	Fr.	Fraser, Mich./Fraser
96	Aaron Puntarelli	P/K	6-3	210	Fr.	Indianapolis, Ind./Roncalli
97	Kevin Buetow	DL	6-2	275	So.	Martinsville, Ind./Martinsville/Wittenberg
98	Jace Morrison	K	5-11	196	Jr.	Dale, Ind./Heritage Hills
98	Demarquis Harvey	WR	5-11	175	Fr.	Chicago, Ill./Luther South
99	Eric Spaulding	TE	6-3	205	Fr.	Valparaiso, Ind./Valparaiso
99	Jamel Williams	DL	6-2	279	Sr.	Anderson, Ind./Highland



RETURNING LETTERWINNERS

65
Jacob **ATKINSON**

DL • 6-2 • 265 • Jr.

Mason, Ohio/Mason



TACKLES	G	UA	A	Total	TFL	Yds	PD	FF	FR	Int	TD
2007	9	3	11	14	1.0	6	0	1	0	0	0
TOTAL	9	3	11	14	1.0	6	0	1	0	0	0

2007: Earned his first letter, playing in nine games ... forced a fumble in the shutout win over Gannon (9/15/07) ... also had three tackles, including a half-tackle for loss in that game ... had three total tackles against Saginaw Valley State (10/27/07) ... registered a pair of solo tackles in that game ... had at least one total tackle in eight games. **2006:** Entered the game at Gannon (9/16), playing sparingly in his freshman campaign. **2005:** Redshirted. **Personal:** Marketing major ... son of Cindy and Clayton Atkinson ... born 9/25/86. **High School:** Three-sport athlete in football, basketball and track ... back-to-back all-conference awards ... received All-Southwest Ohio honors and honorable mention on the state level.

7
Brandon **AXUM**

DB • 5-10 • 180 • So.

Indianapolis, Ind./Roncalli



TACKLES	G	UA	A	Total	TFL	Yds	PD	FF	FR	Int	TD
2007	11	14	2	16	1.5	7	6	0	0	0	0
TOTAL	11	14	2	16	1.5	7	6	0	0	0	0

KICK RETURN	G	No.	Yds	TD	Lg	Avg/R	Avg/G
2007	11	21	439	0	50	20.9	39.9
TOTALS	11	21	439	0	50	20.9	39.9

2007: Played in all 11 games as a redshirt freshman ... registered first career tackle and had 1.5 tackles for loss in 35-0 win vs. Gannon (9/15/07) ... followed that with season-high six solo tackles in the win at Saint Joseph's (9/22/07) ... notched two pass-breakups in back-to-back games at Grand Valley State and vs. Wayne State (10/13 & 10/20/07) ... took his first kickoff return at Findlay and charted 74 yards on two returns ... became a mainstay among the kick returners, returning 21 kicks for 439 total yards ... his 50-yard return at Findlay was a season high ... totaled 14 solo and two assists tackles on the season. **2006:** Redshirted. **High School:** Played football, basketball and was a long jumper at Roncalli ... named the Rebels' Outstanding Male Athlete in 2005-06 ... named to the 2005 Indianapolis Star Super Team ... Rebels were three-time State Champs and lost in the championship game in his senior season.

36
Justin **BLAKELY**

RB • 5-10 • 213 • Jr.

Muncie, Ind./Delta



RUSHING	G	Att	Yds	TD	Lg	Avg/C	Avg/G
2007	5	12	40	0	12	3.3	8.0
TOTALS	5	12	40	0	12	3.3	8.0

2007: Played in five games, earning first letter ... tallied 12 carries for 40 yards combined for the season ... registered a career-high eight carries for 34 yards at Saint Joseph's (9/22/07) ... had a career-long 12-yard run in that game. **2006:** Redshirt freshman made collegiate debut at Hillsdale (10/7). **2005:** Redshirted. **High School:** Starred on the football field and baseball diamond as a prep ... four-time letterman in football, three-time in baseball ... lettered on the state runner-up football squad as a freshman at Delta HS ... earned all-conference honors in both football and baseball as a junior ... rushed for 1400 yards and 28 touchdowns as a senior, both of which to lead the conference ... also named to the all-state team. **Personal:** Majoring in biology ... born 4/6/87.

RETURNING LETTERWINNERS



50
Dustin **BURFORD**

DL • 6-3 • 251 • So.

Lafayette, Ind./Jefferson



TACKLES	G	UA	A	Total	TFL	Yds	PD	FF	FR	Int	TD
2007	5	2	1	3	0.0	0	0	0	0	0	0
TOTAL	5	2	1	3	0.0	0	0	0	0	0	0

2007: Played in a handful of games as a freshman ... recorded three total tackles on the season ... had two solo tackles at Grand Valley State (10/13). **2006:** Redshirted. **Personal:** Biology major ... born 8/3/87 ... sister Michelle played soccer at Ulndy. **High School:** Two-sport athlete at Lafayette Jeff (football and basketball) ... two-time All-State performer on the gridiron ... twice named All-Area by the Lafayette Journal & Courier ... had over 220 tackles in final two season as a prep.

52
Leonard **BUSH**

LB • 6-0 • 235 • Sr.

Cincinnati, Ohio/Roger Bacon



TACKLES	G	UA	A	Total	TFL	Yds	PD	FF	FR	Int	TD
2005	6	25	30	55	8.5	31	3	0	0	2	0
2006	11	31	38	69	3.0	4	2	1	0	0	0
2007	11	30	44	74	5.0	27	2	2	1	2	0
TOTAL	28	86	112	198	16.5	62	7	3	1	4	0

2007: Played in all 11 contests ... earned First Team All-GLIAC Defense accolades after a solid junior campaign ... dubbed Ulndy's "Linebacker of the Year" ... second on the team in total tackles, compiling 30 solo and 44 assist stops ... had back-to-back double digit tackle games Oct. 27 and Nov. 3 with 11 vs. Saginaw Valley State and a season-high 12 at Mercyhurst ... had three straight games with at least one tackle for loss from Sep. 29 to Oct. 13 ... forced a pair of fumbles at Grand Valley State (10/13/07) ... recovered one of those fumbles ... had two interceptions, grabbing them in the last two games of the season ... finished the season strong, posting 41 tackles, two interceptions and a tackle for loss in the final four games combined. **2006:** Played in all eleven games, including nine starts at the linebacker spot ... second on the team with 69 total tackles ... had five games with at least a share of a tackle for a lost ... sacked the quarterback for a one-yard loss on 3rd and 1 and proceeded to stuff the running back for no gain on the next play to force a turnover versus Saint Joseph's (9/23) ... corralled 13 ball carriers versus nationally-ranked Northwood (11/11). **2005:** Compiled impressive statistics in just six starts before sustaining an injury ... earned first career start in season opener ... led all linebackers with two interceptions ... tallied three sacks for a total loss of 17 yards ... double-digit tackles in three games ... fourth on the team in tackles (55) and third in tackles for a loss (8.5) ... intercepted a pass late in the second quarter and added an 11-yard return to set up the only Greyhound score in a winning effort at Ferris State (9/17) ... career-high 14 tackles in win at Wayne State (9/24), including eight solo, 2.5 for loss and an INT. **2004:** Did not see game action. **Personal:** A sports administration major ... born 1/3/85. **High School:** A two-sport athlete as a prep, earning letters in basketball and football ... earned All-GCL and honorable mention all-state honors. **High School Coach:** Dan Starkey.



RETURNING LETTERWINNERS

1
Alex **BYRNES**

DB • 5-10 • 188 • Jr.

Indianapolis, Ind./Ritter/Saint Francis




TACKLES	G	UA	A	Total	TFL	Yds	PD	FF	FR	Int	TD
2006	11	13	5	18	1.5	11	0	0	0	0	0
2007	11	34	20	54	1.0	10	3	0	1	1	1
TOTAL	22	47	25	72	2.5	21	3	0	1	1	1

2007: Played in every game, starting in the Greyhounds' defensive backfield ... finished fifth on the team in total tackles with 54 ... posted six solo stops in each of the final three games ... recovered a fumble and returned it 20 yards for a score in the Wayne State game (10/20/07) ... also blocked a kick in that contest ... had a tackle for a ten-yard loss in the win at Saint Joseph's (9/22/07) ... returned two kicks on the season, a 19-yarder in the opener and later a 16-yard return vs. Saginaw Valley State (10/27/07) ... intercepted a pass at Michigan Tech (9/8/07) ... compiled three passes defended on the season. **2006:** Saw action in all eleven games ... racked-up 18 total tackles in mostly special teams work ... registered a fourth-quarter sack at Gannon (9/16) ... tallied a season-best six tackles, including five solo, at Wayne State (10/21). **Personal:** Redshirted at St. Francis before coming to Ulndy ... honor roll student as a prep ... born 8/1/86. **High School:** Nine-time letterwinner in football (4), basketball (3) and track (2) ... starred on both sides of the ball on the gridiron as a DB and a quarterback ... compiled 67 passing TDs, 45 rushing TDs and 22 defensive interceptions ... All-State performer as a junior and a senior ... set school records for single-season completion percentage and touchdown passes ... *Indianapolis Star* North-South All-Star.

95
Randall **COURTNEY**

DL • 6-2 • 224 • Jr.

Indianapolis, Ind./North Central



TACKLES	G	UA	A	Total	TFL	Yds	PD	FF	FR	Int	TD
2006	9	3	5	8	0.0	0	0	0	0	0	0
2007	11	24	20	44	12.0	67	0	0	0	0	0
TOTAL	20	27	25	52	12.0	67	0	0	0	0	0

2007: Solidified himself as a starter on the Greyhound defensive line ... led the squad in tackles for loss, compiling 12.0 total ... recognized on the honorable mention All-GLIAC defense team ... had at least one tackle behind the line of scrimmage in seven games, including a massive 5.0 total at Northwood (11/10/07) ... sent the Timberwolves back 34 yards combined in those efforts, including 3.0 sacks for 30 yards ... his career day included a dozen total tackles (nine solo) ... 11 of his tackles for loss were unassisted ... had five sacks in the final three games combined. **2006:** Played in nine contests ... tallied eight total tackles on the season, including a three-tackle effort vs. Saint Joseph's (9/23) ... recorded a tackle in each of the first five games. **High School:** Picked-up five varsity letters in football and track combined ... had a standout senior year on the gridiron, earning All-County, All-Conference, All-State and Defensive MVP honors ... named to the Indiana Top 50 and the All-North Super Team ... totaled 56 tackles and eight for loss in his senior campaign ... recorded 128 total tackles in his three varsity seasons combined ... a four-year honor roll member. **Personal:** Majoring in sports management ... born 4/11/88.

51
Tim **DURY**

OL • 6-3 • 275 • Jr.

Indianapolis, Ind./Bishop Chatard



2007: Started in all 11 contests at right guard on the offensive line ... was part of a unit that paved the way for a second straight 1,000-yard rusher ... was named to the honorable mention All-GLIAC offense team. **2006:** Bishop Chatard grad started eight games on the offensive line. **2005:** Redshirted. **Personal:** Business major ... four-year honor roll member with 3.7 GPA at local Bishop Chatard ... born 8/13/86. **High School:** Three-sport athlete in football, baseball and lacrosse ... all-state offensive lineman.

RETURNING LETTERWINNERS



26 Sam ELMORE

FB • 6-0 • 231 • Sr.

Indianapolis, Ind./Ritter



RUSHING	G	Att	Yds	TD	Lg	Avg/C	Avg/G
2004	10	14	40	2	12	2.9	4.0
2005	9	24	44	3	7	1.8	4.9
2006	9	14	86	4	35	6.1	14.3
TOTALS	28	52	170	9	35	3.1	6.1

RECEIVING	G	Rec	Yds	TD	Lg	Rec/G	Avg/C	Avg/G
2004	10	15	147	0	24	1.5	9.8	14.7
2005	9	20	218	3	30	2.2	10.9	24.2
2006	9	12	120	1	23	1.3	10.0	13.3
TOTALS	28	47	485	4	30	1.7	10.0	17.3

2007: Redshirted after suffering an injury in the preseason. **2006:** Saw time in nine games while garnering six starts ... versatile back averaged 6.1 yards per carry and 10.0 yards per reception ... third on the team with five touchdowns (4 rush, 1 pass) ... scored a pair of touchdowns as part of a career-high 63 yards rushing in a win over Mercyhurst (11/4) ... had a 35-yard run for a score in that game ... hauled down three passes for thirty yards in season finale versus Northwood (11/11) ... two-sport athlete won the conference championship in the indoor weight throw as a track and field competitor. **2005:** Took part in nine games as a sophomore fullback ... became a threat both on the ground and through the air by scoring three rushing and three receiving touchdowns ... led the Greyhounds in touchdowns (6) and second in points scored (36) ... found the end zone twice in the season opener versus Hillsdale (8/27) ... had a career day at Michigan Tech by setting personal-highs in both rushing (17) and receiving yards (57) while adding a touchdown (9/3) ... pulled down a career-long 30 yard reception in a road win over Wayne State (9/24). **2004:** Played in 10 games ... tallied 15 receptions for 147 yards ... also added 14 rushes for 40 yards and two scores ... had a career-long rush of 12 yards vs. Wayne State (9/25) ... hauled-in a career-high five balls for 44 yards at Saginaw Valley State (10/2) ... had six games with multiple catches ... also recorded seven total tackles for the season. **Personal:** A Business Administration ... born 3/28/86. **High School:** Competed in football, wrestling and track as a prep ... qualified for state championships in all three sports ... named to the All-State Class A Team ... finished third in the state in wrestling and was named an all-star ... was the city champ and state qualifier in track. **High School Coach:** Jim Boswell.

21 Tyrar FAKES

WR • 6-3 • 210 • Jr.

Plainfield, Ind./ Plainfield



RECEIVING	G	Rec	Yds	TD	Lg	Rec/G	Avg/C	Avg/G
2006	10	1	14	0	14	0.1	14.0	1.4
2007	11	37	455	9	68	3.4	12.3	41.4
TOTALS	21	38	469	9	68	1.8	12.3	22.3

PUNTING	G	No.	Yds	Avg	Lg	50+	Ins 20
2006	10	34	1,234	36.3	54	4	8
2007	11	32	1,207	37.7	50	1	13
TOTALS	21	66	2,441	37.0	54	5	21

2007: Played in all 11 games, starting the last 10 contests ... led the team in receiving touchdowns, hauling in nine scores ... had three different games with two receiving TDs ... totaled 37 catches for 455 yards and 9 TD ... had a career-long 68-yard catch vs. Hillsdale ... snared the game-winning score in that game, by grabbing a seven-yard score with just 13 seconds remaining ... had a pair of long TD scores in the win at Mercyhurst, scoring from 38 and 47 yards out ... compiled 126 receiving yards on six catches in that game, both career bests ... had at least one catch in all 11 games ... was the team's punter for the second straight season ... had 32 punts for 1,207 yards, a 37.7 average ... had a season-long 50-yarder in his only attempt in the win at Saint Joseph's (9/22) ... 13 of his punts were downed inside the 20-yardline. **2006:** Plainfield native handled punting responsibilities as a freshman ... angled eight punts inside the twenty ... managed four punts of 50 or more yards, including a season-long 54-yard boot versus St. Joseph's (9/23) ... also assigned part-time kickoff duty, with a 48.7 yard average in nine kicks ... caught first collegiate pass against Northwood, good for 14 yards and a first down (11/11). **Personal:** Physical Education major ... born 1/27/88 ... son of Todd and Rosie Fakes, both of whom were Ulndy student-athletes, Todd in football and wrestling and Rosie in volleyball. **High School:** Earned 10 varsity letters in football (3), basketball (3), track (3) and baseball (1) ... twice named All-State, All-Conference and Team MVP as a gridder ... scored a 99-yard touchdown as a senior ... Plainfield High School record holder in career receptions and receiving yards.



RETURNING LETTERWINNERS

2

Maxwell **FREM ONG**

DB • 6-0 • 207 • Sr.

Bolingbrook, Ill./Romeoville/Dupage



TACKLES	G	UA	A	Total	TFL	Yds	PD	FF	FR	Int	TD
2007	11	29	36	65	2.0	2	4	0	0	0	0
TOTAL	11	29	36	65	2.0	2	4	0	0	0	0

2007: Started all 11 games in the Greyhound defensive backfield ... was third on the team in total tackles with 65 ... charted four pass breakups ... had 10 total tackles in a game on two different occasions (at Mich. Tech, vs. Saginaw Valley State) ... had a tackle for loss in two straight contests (at Findlay, vs. Hillsdale). **2006:** Did not see game action. **Personal:** Pre-law major ... earned NJCAA All-Region and All-American honors after playing two seasons at the College of Dupage ... born 1/13/86. **High School:** Seven-time letterwinner in football and track ... team captain and all-conference performer as a senior.

10

Stephen **GELLER**

WR • 6-1 • 183 • Jr.

Avon, Ind./Avon



RECEIVING	G	Rec	Yds	TD	Lg	Rec/G	Avg/C	Avg/G
2006	11	30	375	1	27	2.7	12.5	34.1
2007	5	11	144	0	40	2.2	13.1	28.8
TOTALS	16	41	519	1	40	2.6	12.7	32.4

KICK RETURN	G	No.	Yds	TD	Lg	Avg/R	Avg/G
2006	11	4	53	0	19	13.2	4.8
2007	5	8	233	1	77	29.1	46.6
TOTALS	16	12	286	1	77	23.8	17.9

PUNT RETURN	G	No.	Yds	TD	Lg	Avg/R	Avg/G
2007	5	21	169	0	21	8.0	33.8
TOTALS	5	21	169	0	21	8.0	33.8


2007: Held down a starting receiver position and was the primary kick returner until suffering a season-ending injury after five games ... became the first Greyhound to return a kick for a touchdown since 2002, when he scampered 77 yards for a score at Saint Joseph's (9/22/07) ... had at least two catches in four of five games played ... tallied season highs with four catches for 77 yards in the season-opening win vs. Northern Michigan (9/1/07) ... returned eight kicks for 233 yards and tacked-on 169 punt return yards on 21 returns ... totaled 546 yards of all-purpose yardage for the season ... had 11 catches for 144 yards with a long of 40 yards ... had 86 yards of punt return yardage in the win over Gannon (9/15/07). **2006:** Freshman receiver saw time in all 11 games ... totaled 30 receptions for 375 yards and a score as the Hounds' number three option ... also returned four kicks for 53 yards ... racked-up 56 receiving yards in collegiate debut at Northern Michigan (9/2) ... tallied a season-high 63 receiving yards on five catches at Saginaw Valley State (10/28) ... scored lone TD on an 11-yard pass in a win over Mercyhurst (11/4). **Personal:** National Honor Society member and four-year honor roll student as a prep ... born 10/23/87. **High School:** Garnered 10 varsity letters in football (3), basketball (3) and baseball (4) ... all-conference performer in all three sports ... dubbed First Team All-State and Academic All-State as a footballer ... named RTV6 "Player of the Week" ... Indiana Mr. Baseball candidate as a senior.

42

Danny **GOFF**

DL • 5-11 • 237 • Jr.

Zionsville, Ind./Zionsville



TACKLES	G	UA	A	Total	TFL	Yds	PD	FF	FR	Int	TD
2005	6	5	1	6	3.5	17	0	1	0	0	0
2006	7	2	8	10	2.5	5	0	0	0	0	0
TOTAL	13	7	9	16	6.0	22	0	1	0	0	0

2007: Redshirted. **2006:** Saw the field in seven games ... had three games with at least two tackles ... forced a Saint Joseph's punt after a third-down sack for a four-yard loss (9/23). **2005:** Appeared on the defensive line in six contests ... earned two sacks, one of which caused a fumble in a win at Ferris State (9/17) ... had two tackles against Saginaw Valley State (10/1). **Personal:** Majoring in international business ... National Honor Society member in high school ... son of Doug and Sherry Goff ... born 6/9/86. **High School:** Named Academic All-State in both football and wrestling ... earned 10 varsity letters as a three-sport athlete ... two-time regional champ at the 189 lb weight-class ... placed fifth in the state in same weight class as a senior ... hailed as first team All-State by the Indiana Football Coaches Association in final season ... holds both season (12) and career sack record (23) at Zionsville HS.

RETURNING LETTERWINNERS



81
Tosin **IKADABO**

WR • 6-0 • 175 • Jr.

Ft. Wayne, Ind./Southside



RECEIVING	G	Rec	Yds	TD	Lg	Rec/G	Avg/C	Avg/G
2007	9	1	9	0	9	0.1	9.0	0.1
TOTALS	9	1	9	0	9	0.1	9.0	0.1

RUSHING	G	Att	Yds	TD	Lg	Avg/C	Avg/G
2007	9	3	24	0	18	8.0	2.7
TOTALS	9	3	24	0	18	8.0	2.7

KICK RETURN	G	No.	Yds	TD	Lg	Avg/R	Avg/G
2007	9	10	178	0	45	17.8	19.8
TOTALS	9	10	178	0	45	17.8	19.8

2007: Saw action in nine games, earning his first letter ... added kick returns to his duties midway through the season, totaling 178 yards on 10 returns ... had a career-long 45-yard kick return vs. Wayne State (10/20/07) ... rushed three times for 24 yards and also had a catch for nine yards on the season, giving him 211 all-purpose yards ... rattled-off an 18-yard rush in the season finale at Northwood (11/10/07).

23
Craig **JENKINS**

RB • 5-9 • 189 • Sr.

Indianapolis, Ind./Lawrence North



RUSHING	G	Att	Yds	TD	Lg	Avg/C	Avg/G
2004	8	30	99	0	14	3.3	12.4
2005	10	133	623	3	65	4.7	62.3
2006	11	189	1136	5	72	6.0	103.3
TOTALS	29	352	1858	8	72	5.3	64.1

RECEIVING	G	Rec	Yds	TD	Lg	Rec/G	Avg/C	Avg/G
2004	8	0	0	0	0	0.0	0.0	0.0
2005	10	5	39	0	12	0.5	7.8	3.9
2006	11	3	57	1	44	0.3	19.0	5.2
TOTALS	29	8	96	1	44	0.3	12.0	3.3

2007: Redshirted after missing the entire season with an injury suffered in preseason. **2006:** Running back recorded monster junior season ... set UIndy's single season rushing mark with 1,136 yards gained on the ground while averaging six yards per carry ... finished in the top twenty in the nation in rushing yards per game (103.3) ... topped 100 rushing yards in five games, including 144 in season-opening win over Northern Michigan (9/2) ... corralled a pass that went for 44 yards and a score versus No. 1 Grand Valley State (10/14) ... had a career game at Wayne State by rushing for 232 yards, a total aided by two carries over 70 yards ... garnered 30 carries versus Mercyhurst, going for 164 yards and a score (11/4). **2005:** Led Greyhounds in all-purpose and rushing yards with 662 and 623, respectively ... had at least one reception in the final four games of the season ... earned first 100-yard game by rushing for 107 yards in a win over Wayne State (9/24) ... gained a then-career-high 143 all-purpose yards including 131 on the ground with two TD's in a close victory over Gannon (10/15) ... ran for third score of the season versus Mercyhurst (10/22) ... ran for 115 yards including a then-personal-best 65 yard dash in a victory at St. Joseph's (10/29). **2004:** Played in eight games ... rushed 30 times, gaining 99 yards ... rushed seven times in the season opener at Hillsdale, gaining a career-high 25 yards ... tallied his longest rush of the season vs. Wayne State (9/25) with a 14-yard scamper ... three of his rushes went for 10 yards or more. **Personal:** Majoring in Physical Education ... born 2/8/86. **High School:** Named all-state, top 33 and Indianapolis Star First Team as a prep ... named team MVP. **High School Coach:** Tom Dillely.

33
Mike **KENWORTHY**

DB • 6-2 • 233 • Jr.

Lafayette, Ind./Jefferson



TACKLES	G	UA	A Total	TFL	Yds	PD	FF	FR	Int	TD
2006	7	2	3	5	0.5	2	0	0	0	0
2007	6	6	3	9	0.0	0	0	0	0	0
TOTAL	13	8	6	14	0.5	2	0	0	0	0

2007: Played in six games, earning his second letter ... had at least one total tackle in each appearance ... finished with nine total tackles on the season ... had season-high three solo tackles in the win at Findlay (9/29/07). **2006:** Played in sevens games, mostly special teamer ... registered four tackles versus, Northwood, including an assist on a TFL (11/11). **2005:** Redshirted. **Personal:** Sports marketing major ... also a member of the Greyhound baseball team, redshirting the 2006 season ... born 11/30/86. **High School:** Four-sport athlete earning eleven varsity letters, three each in football, basketball and baseball and two in track ... twice named to all-area and all-conference football squads ... all-area baseball player as a senior ... earned team's "defensive player of the year," manning center field for Lafayette Jeff.



RETURNING LETTERWINNERS

37
Jimmy **LADD**

TE • 6-2 • 219 • Sr.

Greenwood, Ind./Center Grove



TACKLES	G	UA	A	Total	TFL	Yds	PD	FF	FR	Int	TD
2006	10	23	15	38	2.5	7	1	0	0	1	0
2007	11	15	26	41	1.0	2	0	0	0	0	0
TOTAL	21	38	41	79	3.5	9	1	0	0	1	0

2007: Played in all 11 contests, earning second letter ... a regular in the linebacker rotation, compiling 41 total tackles on the season, eighth-most on the team ... led-off the season with a 12 total tackle effort vs. Northern Michigan (9/1/07), a season best ... recorded 30 of his 41 tackle total in the first four games ... had a half-tackle for loss in back-to-back games at Michigan Tech (9/8/07) and vs. Gannon (9/15/07) ... recorded a quarterback hurry vs. Wayne State (10/20/07) ... fielded a pair of kick returns for 14 combined yards. **2006:** Played in 10 games at linebacker ... racked-up 38 tackles, including 2.5 for a loss ... opened season with ten tackles at Northern Michigan (9/2) ... had six solo tackles and two assisted versus top-ranked Grand Valley State (10/14) ... stuffed a Wayne State running back for a five-yard loss in a third-and-goal situation (10/21) ... intercepted a pass versus Mercyhurst (11/4). **2005:** Played at Purdue. **Personal:** Born 10/9/85 ... son of Darrell and

Brenda Ladd. **High School:** Garnered eight varsity letters in football, basketball and track ... two-time all-county and all-conference football player ... First Team All-State as a senior ... named Johnson County "Player of the Year" ... dubbed "Player of the Week" by WISH-TV.

12
Lance **LASKER**

QB • 5-10 • 200 • So.

Reynoldsburgh, Ohio/Reynoldsburgh



PASSING	G	Att	Cmp	Yds	TD	Int	Lg	Pct	Avg/P	Avg/G	Effic.	RUSHING	Att.	Yds.	TD
2007	4	8	13	100	1	2	18	61.5	7.7	25.0	120.8		13	53	1
TOTAL	4	8	13	100	1	2	18	61.5	7.7	25.0	120.8	TOTAL	13	53	1

2007: Held down the backup quarterback position, playing in relief in four games ... completed 5-of-6 passes for 63 yards and a TD in his collegiate debut vs. Gannon (9/15/07) ... also added five rushed for 12 yards in that win ... did damage with his scrambling ability, rushing for 53 yards on 13 attempts ... finished season with 100 passing yards, going 8-for-13 with two INTs ... rushed for a score in the win at Saint Joseph's (9/22/07). **Personal:** Business major ... honor roll student at Reynoldsburg High School ... born 9/3/87. **High School:** Played football and basketball ... two-time all-conference honoree at the quarterback position ... compiled 2,600 yards and 26 TDs passing and 1,500 yards and 16 TDs rushing in final two seasons ... dubbed all-district and conference "Player of the Year" as a senior.

32
David **LINK**

RB • 5-11 • 200 • Sr.

Elkhart, Ind./Memorial



RUSHING	G	Att	Yds	TD	Lg	Avg/C	Avg/G
2004	6	16	49	0	6	3.1	8.2
2005	7	77	300	1	16	3.9	42.9
2007	6	67	395	3	42	5.9	65.8
TOTALS	19	160	744	4	42	4.7	39.2

RECEIVING	G	Rec	Yds	TD	Lg	Rec/G	Avg/C	Avg/G
2005	7	3	32	0	11	0.4	10.7	4.6
2007	6	8	84	0	42	1.3	10.5	14.0
TOTALS	13	11	116	0	42	0.8	10.5	8.9

KICK RETURN	G	No.	Yds	TD	Lg	Avg/R	Avg/G
2007	6	3	39	0	21	13.0	6.5
TOTALS	6	3	39	0	21	13.0	6.5

2007: Played in six games ... rushed 67 times for 395 yards and three scores for the season ... had three different 100-yard rushing games ... had season-high 139 yards rushing and two TDs at Grand Valley State (10/13/07) ... rattled-off a 42-yard gain in the GVSU game ... followed with a 42-yard catch the next week vs. Wayne State (10/20/07) ... had 119 yards rushing on 21 carries at Michigan Tech ... his final appearance of the season netted him 106 yards on the ground on 20 rushed vs. Wayne State (10/20/07) ... compiled 82 yards receiving on eight catches for the season ... also added three kick returns for 39 yards to give him 518 all-purpose yards. **2006:** Saw time in two games while battling injury. **2005:** Played in seven games ... finished third on the team with 300 rushing yards after garnering more than three carries in just five games ... received a career-high 18 hand-offs, grinding-out 68 yards, including a 9-yard run for a score against then #2 and eventual national champ Grand Valley St. (9/10) ... set a career-best 83 all-purpose yards including 61 on the ground and 22 receiving in a "W" at Findlay (10/8) ... rushed for a personal-high 74 yards on 13 carries versus Mercyhurst (10/22). **Personal:** Business administration major ... born 3/25/86. **High School:** Three-sport athlete with letters in football (4), track (4) and wrestling (1) ... named all-conference all four years ... three-time team MVP ... won all-state honors as a senior. **High School Coach:** Phil Teegarden.

RETURNING LETTERWINNERS



87
Josh **MARTIN**

DL • 6-3 • 215 • So.

Indianapolis, Ind./Bishop Chatard




TACKLES	G	UA	A	Total	TFL	Yds	PD	FF	FR	Int	TD
2007	8	4	9	13	2.5	6	0	0	0	0	0
TOTAL	8	4	9	13	2.5	6	0	0	0	0	0

2007: Saw action in eight games, earning his first letter ... recorded 13 total tackles, including 2.5 for loss on the season ... had three total tackles, 2.5 for loss in the win at Findlay (9/29/07) ... had career-high four total stops at Grand Valley State (10/13/07).

47
Matt **MICHUDA**

RB • 6-1 • 227 • Jr.

Ossian, Ind./Norwell



RUSHING	G	Att	Yds	TD	Lg	Avg/C	Avg/G
2007	11	1	1	1	1	1.0	0.1
TOTALS	11	1	1	1	1	1.0	0.1

TACKLES	G	UA	A	Total	TFL	Yds	PD	FF	FR	Int	TD
2007	11	1	0	1	0.0	0	0	0	0	0	0
TOTAL	11	1	0	1	0.0	0	0	0	0	0	0

2007: Played in all 11 games, filling a role at fullback ... scored on his only carry, punching one in from a yard out at Merychurst (11/3/07) ... that score helped Ulndy rally from a nine-point deficit in the second half. **2006:** Did not see game action. **2005:** Redshirted. **Personal:** Physical therapy major ... made the honor roll at Norwell HS ... born 5/1/86. **High School:** Two-sport athlete earned five letters in football and track ... two-time all-state performer on the gridiron ... career sack leader.

6
Sebastian **MOORE**

WR • 5-9 • 160 • Jr.

Indianapolis, Ind./Lawrence Central



RECEIVING	G	Rec	Yds	TD	Lg	Rec/G	Avg/C	Avg/G
2007	9	7	82	0	14	0.7	11.7	9.1
TOTALS	9	7	82	0	14	0.7	11.7	9.1

PUNT RETURN	G	No.	Yds	TD	Lg	Avg/R	Avg/G
2007	9	1	4	0	4	4.0	0.4
TOTALS	9	1	4	0	4	4.0	0.4

2007: Played in nine games to earn his first letter on the gridiron ... tallied seven catches for 82 yards on the season ... all seven receptions were good for a first down ... had career-high three catches for 40 yards in the win at Saint Joseph's (9/22/07) ... six of his seven catches went for 10 yards or more ... had a punt return for four yards in the season-opening win vs. Northern Michigan (9/1/07). **2006:** Did not see game action after suffering season-ending injury. **2005:** Redshirted ... walked-on to the basketball team, eventually cracking the starting lineup at the end of the season ... a determined athlete who brings hustle on every play ... appeared in 21 games for the hoops team, making four starts ... averaged 0.7 points and 0.4 assists per game ... after log-

ging just 41 minutes in his first 11 appearances, averaged 14.3 minutes per game for the season's final 10 games ... notched career highs with seven points and five assists at nationally-ranked Saint Joseph's (Feb. 21) ... was a perfect 3-for-3 from the floor in that game ... gathered a career-best four rebounds against Wisconsin-Parkside (Feb. 18). **Personal:** Business administration major ... born 2/27/87. **High School:** Earned nine letters in football, basketball and track at Lawrence Central ... tallied 15 receiving TD's in just ten games as a junior ... named to the Indianapolis Star North Super Team as a senior ... also selected all-conference and all-county ... averaged 10 ppg, 6.4 apg and 2 steals in his senior hoops campaign.



RETURNING LETTERWINNERS

98
Jace **MORRISON**

K • 5-11 • 196 • Jr.

Dale, Ind./Heritage Hills



KICKING	G	FG Att	Pct.	Lg	XPXPA	Pct.	KO	Yds	Avg	TB	
2006	6	0	0	0.0	0	0	0	26	1300	50.0	0
2007	11	6	10	60.0	35	35	36	45	2141	47.6	1
TOTAL	17	6	10	60.0	35	35	36	71	3441	48.5	1

2007: Took over full-time placekicking duties just three games into the season after an injury wiped-out starter Kyle Mossbrucker's campaign ... converted on 35-of-36 extra-point attempts in his first collegiate season ... made 21 straight to start the season before a blocked XP ended the streak vs. Saginaw Valley State ... made 6-of-10 field goal attempts with a long of 35 ... earned GLIAC Special Teamer of the Week honors after converting on 2-of-2 field goals and all four extra point tries in the win at Findlay (9/29/07) ... was 3-for-3 in field goal attempts vs. Saginaw Valley State (10/27/07), with a career-long of 35 ... was a perfect 23-for-23 in extra point tries in away contests ... kicked-off 45 times for an average of 47.6 yards with one touchback. **2006:** Earned the kickoff specialist job midway through the season ... booted 26 kickoffs for 1,300 yards total (50.0 avg. per kick). **2005:** Redshirted. **High School:** Starred for both the football and baseball teams ... three-time all-conference kicker ... earned all-state honors as a senior ... also garnered all-state accolades in baseball. **Personal:** Undecided on a major ... born 1/9/87.

ference kicker ... earned all-state honors as a senior ... also garnered all-state accolades in baseball. **Personal:** Undecided on a major ... born 1/9/87.

19
Kyle **MOSSBRUCKER**

K • 5-9 • 185 • Jr.

Mooreville, Ind./Mooreville



KICKING	G	FG Att	Pct.	Lg	XPXPA	Pct.	KO	Yds	Avg	TB	
2006	11	10	14	71.4	45	32	38	84.2	28	1421	50.8
2007	2	2	3	66.7	29	6	7	85.7	0	0	0.0
TOTAL	13	12	17	70.6	45	38	45	84.4	28	1421	50.8

2007: Suffered season-ending injury after just two games ... converted on 2-of-3 field goal attempts in his only action ... made good on 6-of-7 extra-point tries ... made field goals from 27 and 29 yards out to give him 12 makes in his career against just five misses ... his .706 career field goal percentage ranks him first all-time at Ulndy. **2006:** Freshman kicker made 10 field goals and 32 PATs in first collegiate season ... compiled a 71.4 field goal percentage, best in school history ... ranked 26th in the nation in field goals made per game ... nailed a season-long 45 yard FG versus Findlay (9/30) ... was successful on all three field goal attempts at Saginaw Valley State (10/28) ... earned GLIAC Special Teamer of the Week for that performance ... connected on his final six field goal attempts of the season. **Personal:** Studying Management ... born 11/16/86 ... earned an honors diploma from Mooreville High School ... redshirted one season at Purdue before coming to Ulndy ... mother Terri was a student-athlete at Ulndy.

High School: Earned three letters each in football, basketball and baseball ... named All-State as a punter in junior season ... received Indiana Mr. Football Position Award (top kicker) as an upperclassman.

16
Lynn **ANKO**

LB • 6-2 • 265 • Jr.

Avon, Ind./Avon



TACKLES	G	UA	A Total	TFL	Yds	PD	FF	FR	Int	TD
2005	8	3	1	4	0.0	0	0	0	0	0
2006	8	7	5	12	1.0	6	0	0	0	0
2007	2	1	2	3	1.0	9	0	0	0	0
TOTAL	18	11	8	19	2.0	15	0	0	0	0

2007: Played in just three games before falling victim to injury, wiping out the rest of his football season ... had three total tackles, including a nine-yard sack in the season-opening win vs. Northern Michigan ... held down the 285-lb. starting spot for the Greyhound wrestling team ... advanced to the NCAA Division II National tournament after finishing runner-up at the Midwest Regional held at Nicoson Hall on campus. **2006:** Played in eight games ... tallied 12 total tackles - seven solo - in sophomore season ... registered a career-best five tackles versus national-power Grand Valley State, including one for a six-yard loss (10/14). **2005:** Played in eight games ... notched four total tackles for the season, all in three consecutive games (10/15-10/29).

Personal: Majoring in exercise science ... earned an academic honors diploma from Avon High School ... also made National Honors Society ... son of Randy and Becky Panko ... born 7/26/86. **High School:** Two-sport standout in football and wrestling ... garnered all-conference accolades all four years as a grinder ... three-time member of all-state squad ... tallied 464 total tackles as a prep ... two-time semi-state champion wrestler ... won state championship in the 215 lb weight class by going 49-0 with 27 pins as a senior.

RETURNING LETTERWINNERS



70
Darius **OWELL**

OL • 6-4 • 282 • Sr.

Hazelcrest, Ill./Hazelcrest/Western Illinois Univ.



2007: A starter on the offensive line, earning his second letter on the gridiron ... helped the Hounds have back-to-back 1,000-yard rushers in 2006 and 2007. **2006:** Saw action in six games. **Personal:** Played two years at Western Illinois University before transferring to Ulndy ... pre-law major ... honor roll student as a prep ... born 3/12/86. **High School:** Earned four varsity letters in both football and track ... twice dubbed all-conference griddier ... named among the Top 100 Area Players by the *Chicago Sun-Times*.

93
Adam **RICHARD**

DL • 6-2 • 266 • Jr.

Dayton, Ohio/Northmont



TACKLES	G	UA	A	Total	TFL	Yds	PD	FF	FR	Int	TD
2006	3	0	0	0	0.0	0	1	0	0	0	0
2007	5	2	0	2	1.0	3	0	0	0	0	0
TOTAL	3	2	0	2	1.0	3	1	0	0	0	0

2007: Earned his second letter, playing in five games ... totaled a pair of solo tackles on the season ... had a tackle for loss for three yards in the win over Gannon (9/15/07). **2006:** Made an appearance in three games ... broke-up a pass in the win over Mercyhurst (11/4). **2005:** Redshirted. **Personal:** Made honor roll at Northmont High School ... born 12/27/86. **High School:** Earned three varsity letters in football and four as a wrestler ... named all-area in both sports by the *Dayton Daily News* as a senior ... team captain and all-conference performer in football as an upperclassman ... went 32-7 as a 215 lb senior grappler.

77
Eric **QUINTANA**

OL • 6-3 • 290 • Jr.

lymouth, Ind./lymouth



2007: Started every game as a mainstay on the Greyhound offensive line ... picked-up his second letter ... was named honorable mention All-GLIAC offense ... key in helping the Hound offense produce more than 2,000 yards on the ground and program-best 353 points. **2006:** Started at offensive tackle as a redshirt freshman, helping pave the way for All-Conference back Craig Jenkins to record a school record for rushing yards. **2005:** Redshirted. **Personal:** Majoring in criminal justice ... born 12/8/86. **High School:** Earned a combined seven letters in football and wrestling ... took home all-state honors as a lineman in both his junior and senior campaigns ... team MVP and sectional champion as a heavyweight wrestler.




RETURNING LETTERWINNERS

3
Craig **RAY**

DB • 6-1 • 203 • So.

Lainfield, Ind./ Lainfield



RUSHING	G	Att	Yds	TD	Lg	Avg/C	Avg/G
2007	7	51	222	1	20	4.4	31.7
TOTALS	7	51	222	1	20	4.4	31.7


RECEIVING	G	Rec	Yds	TD	Lg	Rec/G	Avg/C	Avg/G
2007	7	3	77	2	46	42.9	25.7	11.0
TOTALS	7	3	77	2	46	42.9	25.7	11.0

2007: Moved from the defensive backfield depth chart back to runningback after injuries desimated the Greyhound backfield ... dubbed Ulndy's "Freshman of the Year" ... quickly raced-out to 97 yards rushing on 16 carries in his first collegiate action in the win vs. Gannon (9/15/07) ... scored a TD in that game, the first of his career ... followed with 64 yards on just nine rushed in the win vs. Hillsdale (9/7/07) ... had 222 yards rushing on 51 carries in seven games ... also grabbed three balls for 77 yards for 299 all-purpose yards on the season ... scored on both catches he had in the Northwood game (11/10/07), including one from 46 yards out.

11
Justin **RUSSELL**

WR • 5-11 • 190 • Sr.

Lafayette, Ind./Jefferson



RECEIVING	G	Rec	Yds	TD	Lg	Rec/G	Avg/C	Avg/G
2004	11	48	794	4	71	4.4	16.5	72.2
2005	3	15	247	1	49	5.0	16.5	82.3
2006	11	38	676	8	49	3.5	17.8	61.5
TOTALS	25	101	1717	13	71	4.0	17.0	68.7

KICK RETURN	G	No.	Yds	TD	Lg	Avg/R	Avg/G
2004	11	9	144	0	35	16.0	13.1
2006	11	8	134	0	27	16.8	12.2
TOTALS	25	17	278	0	35	16.4	11.1

2007: Redshirted after being injured in the preseason ... was able to return to the diamond for the Ulndy baseball team in the spring, hitting leadoff and playing centerfield for the Hounds ... hit .344 with team-highs in hits (78), runs (59) and steals (21). **2006:** Junior receiver came back big after injury-plagued 2005 ... led Greyhounds in both receiving yards (676) and touchdowns (8) ... topped 100 all-purpose yards in four contests ... eight receiving touchdowns was good for a share of the sixth-highest total in school history ... named GLIAC "Offensive Player of the Week" after a monster game versus Michigan Tech that included a career-high 170 receiving yards and four scores (9/9) ... four TDs tied a school record that had been on the books for 52 years ... again surpassed 100-yards receiving the very next week at Gannon (9/16) ... had four receptions, two kick-off returns and a punt return at Hillsdale (10/7). **2005:** Started three games in mid-season between injuries... went over 100 receiving yards in back-to-back games totaling 15 catches for 247 yards for a 16.5 yard average ... set a Greyhound season-high with 129 receiving yards in season debut versus Saginaw Valley State (10/1) ... caught a 49-yarder that eventually led to the lone Greyhound touchdown in that game ... crossed the goal line on a 15-yard toss in a shutout win at Findlay (10/8). **2004:** Led Ulndy with 794 receiving yards in his freshman season ... hauled-in 48 balls for the season, second-most on the team ... had three games of 100 or more yards receiving ... racked-up a career-high 161 yards on five catches vs. Michigan Tech (9/4) ... also caught a career-long 70-yarder in that game ... caught a 71-yarder two weeks later vs. Ferris State (9/18) ... tallied 538 receiving yards in six home games for a 89.7 ypg average ... returned nine kicks for 144 yards and a long of 35 yards ... blocked a kick at Grand Valley State (9/11) ... fifth in the GLIAC in receiving yards per game (72.2) ... seventh in the conference in receptions per game (4.36). **Personal:** A Sports Marketing major ... an Honor Roll member as a prep ... born 6/23/85. **High School:** Earned nine varsity letters, three each in football, baseball and basketball ... named Indiana's "WR of the Year" ... named to the baseball North-South All-Star Team. **High School Coach:** Fred Kuttruff.

88
Chris **RUTHERFORD**

WR • 6-3 • 200 • So.

Danville, Ind./Tri-West



RECEIVING	G	Rec	Yds	TD	Lg	Rec/G	Avg/C	Avg/G
2007	7	6	68	0	18	0.9	11.3	9.7
TOTALS	7	6	68	0	18	0.9	11.3	9.7

2007: Played in seven games to pick up his first collegiate letter ... had six catches for 68 yards ... had three grabs for 38 yards and a career-long 18-yarder in the win vs. Gannon (9/15/07) ... team was 3-1 in games that he had a catch. **2006:** Redshirted. **Personal:** University Studies major ... born 9/17/87. **High School:** Lettered eight times in football (4), track (3) and basketball (1) ... played on back-to-back Indiana state championship football teams at 2A Tri-West ... fourth leading receiver in IHSAA history with 3,009 career yards receiving ... received Indiana Mr. Football Position Award (top receiver) ... two-time sectional champion in the 100-meter dash.

RETURNING LETTERWINNERS



9
Kevin **SANFORD**

WR • 5-11 • 175 • Sr.

Dayton, Ohio/Chaminade-Julienne



RECEIVING	G	Rec	Yds	TD	Lg	Rec/G	Avg/C	Avg/G
2004	11	52	747	7	50	4.7	14.4	67.9
2005	11	42	543	4	36	3.8	12.9	49.4
2006	11	46	603	3	56	4.2	13.1	57.4
TOTALS	33	140	1893	14	56	4.2	13.5	57.4

2007: Sat out season with injury and redshirted. **2006:** Junior receiver started ten contests ... racked up 603 yards on 46 receptions ... sits among Ulndy all-time top ten in receptions (t-4th), receiving yards (4th) and receiving TDs (7th) ... tallied eight catches of 20 yards or more ... caught first touchdown pass of the season versus in-state rival St. Joseph's (9/23) ... had a big game at Hillsdale with six catches for 115 yards and two scores (10/7) ... took a 56-yard reception to the house in that same game ... notched season highs in receptions (8) and receiving yards (122) at Saginaw Valley State (10/28). **2005:** Started eight of eleven games played ... Greyhound leading receiver with 543 yards on 42 catches with four TD's ... pulled-in seven balls for 79 yards and a score in season opener (vs. Hillsdale, 8/27) ... caught a season-high eight balls versus powerhouse Grand Valley State (9/10) ... cracked the 100-yard receiving mark with 103 in a "W" on the road versus St. Joseph's (10/29) ... also tied a career-best by catching two touchdown passes in that contest. **2004:** Started all 11 games at wideout ... had a phenomenal freshman campaign, leading the Hounds in receptions (52) and receiving touchdowns (7) ... all seven of his scores came in the final six contests ... caught his first collegiate touchdown at SVSU (10/2) ... had back-to-back games with two touchdowns (10/16 & 10/23) ... piled-up career-highs with nine catches and 153 yards vs. Wayne State (9/25) ... ended the season with two more TDs and 121 yards vs. Ashland (11/5) ... tallied five of his seven scores on the road ... longest reception of the season was a 50-yard catch at Mercyhurst (10/23) ... fifth in the GLIAC in receptions per game (4.73) ... sixth in the conference in receiving yards per game (67.9) ... **Personal:** Born 1/9/85. **High School:** Lettered in baseball and football at Chaminade-Julienne in Dayton, Ohio.

72
Jason **SMITH**

OL • 6-5 • 318 • Sr.

North Webster, Ind./Wawasee



2007: Returned from injury to start in all 11 games on the Ulndy offensive line ... helped anchor a line which blocked for an offense that churned out over 2,500 passing yards and produced another 1,000-yard back. **2006:** Succumbed to injury, missing the entire season. **2005:** Sophomore offensive lineman started first five games at tackle before hit by injury. **2004:** Played in 10 games and started the final eight contests. **Personal:** Plans to major in information systems ... born 10/17/85. **High School:** A two-sport athlete at Wawasee H.S. ... earned three varsity letters each in football and track ... named Team MVP, All-NLC, IFCA Top 50, all-area and all-state honorable mention. **High School Coach:** Joe Rietveld.

49
Brandon **UM HRESS**

LB • 6-1 • 244 • Sr.

Indianapolis, Ind./Franklin Central



TACKLES	G	UA	A Total	TFL	Yds	PD	FF	FR	Int	TD
2005	11	38	29	67	5.5	21	1	2	1	0
2006	11	24	34	58	2.0	4	2	0	1	0
2007	11	7	9	16	1.0	1	2	0	1	0
TOTAL	33	69	72	141	8.5	26	5	2	3	1

2007: Played in 10 games, starting on each occasion ... tallied 16 total tackles on the season ... had half of his total in the final two games, registering four each at Mercyhurst (11/3/07) and at Northwood (11/10/07) ... recovered a fumble at Grand Valley State (10/13/07) ... picked-off a pass at Mercyhurst. **2006:** Started all eleven games as a sophomore linebacker ... corralled 58 ball carriers, good for third on the team ... recorded at least two tackles in every game ... recovered a fumble and returned it 20 yards for a score versus Findlay (9/30) ... recorded lone sack of the season in win over Michigan Tech ... tallied a season-high eight tackles on three occasions, most recently versus No. 1 Grand Valley, a game that also included a QB hurry (10/14). **2005:** Played in all eleven games while starting the final eight ... finished with 67 tackles, good for second on the squad, 5.5 TFL and 2 sacks ... recorded at least one tackle in every game, including at least six tackles in every game started ... returned a kickoff for 16 yards in debut versus Hillsdale (8/27) ... registered seven tackles, a quarterback hurry and broke up a pass in a win at Ferris State (9/17) ... had a three-game streak of at least one tackle for a loss (10/8-10/22) ... capped rookie campaign with season-high eleven tackles including nine solo grapples at Ashland (11/5). **Personal:** Majoring in medicine ... graduated fifth in class at Franklin Central ... also elected to student council ... born 5/1/87. **High School:** Twice earned all-state accolades ... led team in tackles as a junior and senior ... made IFCA "Top 50" All-State and All-Marion County in senior campaign ... also made academic all-state ... qualified for regionals as a shotput thrower.



RETURNING LETTERWINNERS

73
Louis VESTA

OL • 6-4 • 296 • Sr.

Elkhart, Ind./Concord



2007: Offensive line mainstay that cracked the starting lineup by season's end ... helped anchor a line which blocked for an offense that churned out over 2,500 passing yards and produced another 1,000-yard back. **2006:** Completed his second season as a starter on the offensive line ... saw action in 10 games. **2005:** Was a key member of the offensive line, cracking the starting lineup in his freshman season ... made debut versus Saginaw Valley State (10/1). **Personal:** Business major ... son of Jim and Paula Vesta ... born 2/3/87. **High School:** Four-time letter winner in football and two-time in track ... garnered all-area, all-conference and team MVP accolades in both his junior and senior campaigns.

99
Jamel WILLIAMS

DL • 6-2 • 279 • Sr.

Anderson, Ind./Highland



TACKLES	G	UA	A	Total	TFL	Yds	PD	FF	FR	Int	TD
2005	6	1	4	5	0.0	0	0	0	0	0	0
2006	11	10	10	20	4.5	14	1	0	1	0	0
2007	9	11	12	23	8.0	28	0	0	0	0	0
TOTAL	26	22	26	48	12.5	42	1	0	1	0	0

2007: Played in nine games, starting every game before missing the final pair ... registered 23 total tackles and 8.0 for loss ... posted at least one tackle behind the line of scrimmage in each of the first five games ... had 4.5 sacks through that stretch ... had season highs with five total tackles at Michigan Tech (9/8/07) and at Findlay (9/29/07). **2006:** Starter on the defensive line, playing in all 11 games ... tallied 2.5 sacks and 4.5 tackles for loss on the season ... totaled 20 stops ... recovered a fumble in the win over Findlay (9/30) ... had a season-high five total tackles at Hillsdale (10/7) ... team was 4-1 when he had a tackle in the opponent's backfield. **2005:** Played in six games as a freshman ... made debut at Michigan Tech (9/3) ... totaled five tackles on the season. **Personal:** Sports management major ... son of Tina Williams ... born 10/11/86. **High School:** Three-sport athlete with three letters in football, three in wrestling and one in track ... named all-state by the Indiana Football Coaches Association on two occasions ... named team's most outstanding offensive player as a lineman ... dubbed all-region and Indiana North-South All Star in final season... Hampton Attitude Award winner as a senior ... won Madison County and Olympic Conference championships as a 275 lb wrestler in senior campaign.

80
Cole WILLIS

TE • 6-2 • 245 • So.

Indianapolis, Ind./Lawrence Central



RECEIVING	G	Rec	Yds	TD	Lg	Rec/G	Avg/C	Avg/G
2007	11	3	30	0	12	0.3	10.0	2.7
TOTALS	11	3	30	0	12	0.3	10.0	2.7

2007: Played in every game and earned his first letter ... grabbed three balls from 30 yards ... had two catches for 24 yards at Northwood (11/10/07) ... snared a key two-point conversion in the win at Mercyhurst (11/3/07), extending the Ulndy lead to five in the final minute. **2006:** Lawrence Central product played in three games. **2005:** Redshirted. **Personal:** Majoring in communications ... eight semester honor roll member at Lawrence Central HS ... son of Lou Anne Willis ... born 8/26/86. **High School:** Lettered three years in football ... collected all-area, all-conference and all-county accolades as a junior ... made the AP all-state squad as an upperclassman ... team captain named to the Indianapolis Star "Super Team" as a senior ... Mr. Football position finalist.

RETURNING LETTERWINNERS



34
Eric **WRIGHT**

RB • 6-1 • 214 • Jr.

Lewisburg, Ohio/Tri-County North



RUSHING	G	Att	Yds	TD	Lg	Avg/C	Avg/G
2006	10	36	135	2	28	3.8	13.5
2007	11	220	1076	14	31	4.9	97.8
TOTALS	21	256	1211	16	31	4.7	57.7

RECEIVING	G	Rec	Yds	TD	Lg	Rec/G	Avg/C	Avg/G
2006	10	10	86	0	35	1.0	8.6	8.6
2007	11	24	276	2	75	2.2	11.5	25.1
TOTALS	21	34	362	2	75	1.1	10.6	17.2

2007: Found himself atop the runningback depth chart, moving over from the fullback slot ... made the best of the opportunity, becoming an All-GLIAC Second Team Offense selection after recording 1,076 yards rushing ... named UIndy's "Most Valuable Offensive Player of the Year" ... became the school's single-season leader in rushing TDs with 14 ... became the second straight 1,000-yard rusher at UIndy and just the eighth in the school's history ... his 97.8 rushing yards per game average was seventh-best in the GLIAC ... found the end-

zone in every game but one ... tallied 98 total points (14 rush TD, 2 rec TD, 1 two-point rush) to lead the squad and rank fourth in the league ... had five multi-TD games ... broke the 100-yard rushing barrier six times ... toted the rock a whopping 36 times for a career-high 191 yards and three scores in the win at Mercyhurst (11/3/07) ... scored seven rushing TDs in the final three games of the season ... had 101 receiving yards on five catches and a 75-yard score at Michigan Tech (9/8/07) ... amassed 1,352 all-purpose yards for a 122.9 average per game. **2006:** Fullback played in ten games ... compiled 135 yards rushing and 86 yards receiving ... caught a 35-yard pass that setup a touchdown versus Michigan Tech (9/9) ... ran for 42 yards and a score the following week at Gannon (9/16) ... rushed for a career-best 45 yards on seven carries versus Findlay (9/30) ... carried the ball nine times and scored a rushing touchdown at Wayne State (10/21). **2005:** Appeared in six games as a freshman ... saw time primarily on the special teams unit ... had two solo tackles in 28-0 win at Findlay (Oct. 8) ... tallied two games with two total tackles. **Personal:** Computer science major ... became a National Honor Society member and made the Dean's List at Tri-County North HS ... son of Donald and Liz Wright ... born 10/15/85. **High School:** Earned an impressive 12 varsity letters in four sports: football (4), wrestling (4), baseball (2) and track (2) ... earned all-county and all-conference honors all four years in football ... named all-district as a junior and senior ... collected two seven-touchdown games in final year en route to 36 TD's for the season ... named Ohio All-State Co-Offensive Player of the Year for Division 5 ... three-time all-state wrestler, twice finishing third at the state level which included a 46-2 record at the 189 lb weight class in senior campaign ... dubbed all-conference center fielder as a junior.

Other Returners

17
Joshua **ADAMS**



DB * 5-11 * 175 * Fr.

79
Austin **BEACH**



OL * 6-1 * 330 * Fr.

71
Joe **BRITNER**



OL * 6-8 * 260 * Fr.



OTHER RETURNERS

97
Kevin **BUETOW**



DL * 6-2 * 275 * So.

55
Ben **BUHLER**




LB * 5-10 * 199 * Fr.

54
James **BYERS**




LB * 5-10 * 210 * Fr

28
Deontra **CAM BELL**




RB * 5-10 * 200 * Fr.

40
Collin **COFFER**



DB * 5-9 * 171 * Fr.

53
Seth **DAVIS**



DL * 6-1 * 209 * Fr.

83
George **DRAVET**




WR * 5-10 * 175 * Fr.

43
Brett **DUNCAN**



LB * 5-10 * 206 * So.

82
Ryan **FORNEY**



WR * 5-8 * 167 * Fr.

OTHER RETURNERS



78
Curtis **JOHNSON**



OL * 6-0 * 258 * Fr.

46
Desmond **JOHNSON**




DB * 5-18 * 174 * Fr.

35
Brent **KING**




LB * 5-8 * 189 * So.

68
Adam **KOWAL**




LB * 6-0 * 218 * Jr.

14
Erick **KUMMING**



QB * 6-3 * 196 * So.

18
Joe **LEACH**



DB * 6-2 * 186 * Fr.

58
Brandon **LISJAK**




DL * 6-0 * 221 * Fr.

24
Halston **LOVE**



RB * 5-9 * 173 * So.

74
Andrew **MANSARAY**



OL * 6-3 * 283 * Fr.




OTHER RETURNERS

56
Joshua **ERSON**



DL * 5-9 * 275 * Fr.

44
Landon **OLLARD**



DB * 6-1 * 191 * Fr.

67
Mark **OWERS**




OL * 5-11 * 286 * Fr.

8
Aaron **RUTH**




DB * 5-10 * 175 * Fr.

59
Jordan **SCHAAF**



LB * 6-0 * 231 * Jr.

60
Austin **SMITH**



OL * 6-3 * 266 * Jr.

69
Robert **TOMLINSON**



OL * 6-1 * 270 * Jr.

89
Dustin **TYLER**



TE * 6-2 * 245 * So.

91
Demetrius **WILSON**



DL * 6-2 * 260 * Fr.

2007 RECAP



Wright On!: Junior running back Eric Wright became the second 1,000-yard rusher in as many seasons, racking up 1,076 yards on the ground. Wright etched his name atop the single-season record for rushing touchdowns, crossing the galline 14 times in 2007.

Six Hounds All-League: Six Greyhounds were named to the All-Great Lakes Intercollegiate Athletic Conference First and Second Teams. The teams were highlighted by four defensive first team nods, including Jimmy Fleshman, Leonard Bush, Kevin Shaw and Kenneth Akridge. Eric Wright and Zach Dennis were named to the league's second team. The four first teamers marked the most for Ulndy since the Hounds placed four on the Midwest Intercollegiate Football Conference (MIFC) First Team back in 1998.

Points Aplenty: Ulndy amassed 353 total points in 2007, easily the highest total in school history. The previous mark of 320 was set by the 1998 squad. Ulndy scored at least 30 points in seven games and recorded 200 points after halftime this season.

Homecoming Thriller: Senior Casey Gillin connected on a seven-yard pass to Tyran Fakes with 13.8 seconds left in regulation to lift the Greyhounds to a thrilling 34-30 homecoming victory over Hillsdale in a thrilling homecoming tilt. Gillin passed for a career-high 402 yards and tied his career high by throwing four touchdowns in the come-from-behind victory. The Hounds scored 20 unanswered points in the fourth quarter to take the win in a game that saw 987 yards of total offense by its two teams.

Late Heroics Key in Opener: Josh Kimbowa swatted down a potential game-tying two-point conversion in the game's final minute to preserve a 24-22 win in the season opener for Indianapolis.

Geller, Returner Feller: Sophomore Stephen Geller etched the longest kick return since the 2002 season for the Greyhounds, with his 77-yard return for a score in the win at Saint Joseph's on Sep. 22. Geller became just the seventh Hound to return a kickoff for a score and the first since Brian Lauck turned the trick in the mid-90s.

Dirty Dozen: Ulndy made it an even dozen straight wins over in-state rival Saint Joseph's with the dominating 42-16 win. The Greyhounds rushed for 274 yards on 52 carries and three scores in running their all-time series lead over the Pumas to 25-10-1. Freshman Halston Love touched the ball just 11 times, but managed to find the endzone three times, once in the air and twice on the ground, for his first career scores.

Morrison Nabs GLIAC Special Teamer of the Week: The Great Lakes Intercollegiate Athletic Conference named sophomore placekicker Jace Morrison as its Special Teams Player of the Week following a 34-3 win over Findlay. Morrison made a pair of field goals, the first of his career, and tacked on four PATs to help the Hounds blow past the Oilers and up their record to 4-1 overall to that point.

Sharing the Load: Ten different Hounds tallied at least one rush and seven Greyhounds found the endzone on the ground. Ulndy mounted 2,081 yards of rushing offense and 24 TDs on the season. Not to be outdone, the Greyhound aerial assault featured 13 different pass catchers for 2,575 yards and 21 combined scores. Again, seven players hauled-in receiving touchdowns, led by nine from sophomore Tyran Fakes.

No Mercy at Mercyhurst: The Greyhounds trailed in the final minute, but did not abandon ship, sinking the Lakers with an exhilarating 43-37 win on Nov. 3. Eric Wright tallied a career-high 191 yards rushing and scored twice in the fourth quarter, including a 9-yard jaunt with 54 seconds left to seal it.

Order in the Court-ney: Randall Courtney led the team with 12.0 tackles for loss on the season, 5.0 of that total coming in the game at Northwood. The sophomore pushed the Timberwolves back 34 yards combined with his presence in the backfield, including three quarterback sacks. Courtney shared the team lead for sacks with Trent Harris, each tallying 6.5 for the season.

Ak-y, Break-y Heart: Senior Kenny Akridge had a knack for finding the football and knocking it to the ground. He tallied 11 total passes defended and 10 pass breakups in 2007. For his career, Akridge finished with 41 passes defended.



Eric Wright rushed for 1,076 yards and a school single-season record 14 TDs in 2007.



Casey Gillin engineered a final-minute comeback in a Homecoming win over Hillsdale.



Max Frempong helps celebrate after the Hounds deflected a late two-point conversion to beat No. Michigan.



2007 STATISTICS

RUSHING	GP	Att	Gain	Loss	Net	Avg	TD	Long	Avg/G
Eric Wright	11	220	1109	33	1076	4.9	14	31	97.8
David Link	6	67	401	6	395	5.9	3	42	65.8
Craig Ray	7	51	226	4	222	4.4	1	20	31.7
Halston Love	2	28	168	0	168	6.0	2	25	84.0
Casey Gillin	11	61	243	175	68	1.1	2	20	6.2
Lance Lasker	4	13	75	22	53	4.1	1	15	13.2
Justin Blakely	5	12	44	4	40	3.3	0	12	8.0
Freddie Helm	4	10	39	0	39	3.9	0	12	9.8
Tosin Ikadabo	9	3	24	0	24	8.0	0	18	2.7
Matt Michuda	11	1	1	0	1	1.0	1	1	0.1
TEAM	4	4	0	5	-5	-1.2	0	0	-1.2
Total.....	11	470	2330	249	2081	4.4	24	42	189.2
Opponents.....	11	376	1529	286	1243	3.3	18	90	113.0

PASSING	G	Effic	Cmp-Att-Int	Pct	Yds	TD	Lng	Avg/G
Casey Gillin	11	139.78	203-324-12	62.7	2475	20	75	225.0
Lance Lasker	4	120.77	8-13-2	61.5	100	1	18	25.0
Total.....	11	139.05	211-337-14	62.6	2575	21	75	234.1
Opponents.....	11	136.45	188-315-6	59.7	2236	20	72	203.3

RECEIVING	G	No.	Yds	Avg	TD	Long	Avg/G
Nick Johnson	11	47	603	12.8	4	41	54.8
Tyran Fakes	11	37	455	12.3	9	68	41.4
Albert Spears	11	36	457	12.7	1	27	41.5
Seth Pickett	11	26	255	9.8	2	33	23.2
Eric Wright	11	24	276	11.5	2	75	25.1
Stephen Geller	5	11	144	13.1	0	40	28.8
David Link	6	8	84	10.5	0	42	14.0
Sebastian Moore	9	7	82	11.7	0	14	9.1
Chris Rutherford	7	6	68	11.3	0	18	9.7
Craig Ray	7	3	77	25.7	2	46	11.0
Cole Willis	11	3	30	10.0	0	12	2.7
Halston Love	2	2	35	17.5	1	31	17.5
Tosin Ikadabo	9	1	9	9.0	0	9	1.0
Total.....	11	211	2575	12.2	21	75	234.1
Opponents.....	11	188	2236	11.9	20	72	203.3

PUNT RETURNS	No.	Yds	Avg	TD	Long
Stephen Geller	21	169	8.0	0	21
Nick Johnson	10	39	3.9	0	14
Sebastian Moore	1	4	4.0	0	4
Albert Spears	1	5	5.0	0	5
Total.....	33	217	6.6	0	21
Opponents.....	11	67	6.1	0	18

INTERCEPTIONS	No.	Yds	Avg	TD	Long
Leonard Bush	2	1	0.5	0	3
Kenneth Akridge	1	0	0.0	0	0
Alex Byrnes	1	0	0.0	0	0
Brandon Umphress	1	2	2.0	0	2
Kevin Shaw	1	0	0.0	0	0
Total.....	6	3	0.5	0	3
Opponents.....	14	169	12.1	1	45

KICK RETURNS	No.	Yds	Avg	TD	Long
Brandon Axum	21	439	20.9	0	50
Tosin Ikadabo	10	178	17.8	0	45
Stephen Geller	8	233	29.1	1	77
David Link	3	39	13.0	0	21
Jimmy Ladd	2	14	7.0	0	12
Alex Byrnes	2	35	17.5	0	19
Anthony Bova	1	0	0.0	0	0
Seth Pickett	1	10	10.0	0	10
Cole Willis	1	2	2.0	0	2
TEAM	1	0	0.0	0	0
Matt Taylor	1	0	0.0	0	0
Total.....	51	950	18.6	1	77
Opponents.....	57	1000	17.5	0	77

FUMBLE RETURNS	No.	Yds	Avg	TD	Long
Alex Byrnes	1	20	20.0	1	20
Total.....	1	20	20.0	1	20
Opponents.....	0	0	0.0	0	0

SCORING	TD	FGs	----- PATs -----					DXP	Saf	Points
			Kick	Rush	Rcv	Pass				
Eric Wright	16	0-0	0-0	1-1	0	0-0	0	0	98	
Tyran Fakes	9	0-0	0-0	0-0	0	0-0	0	0	54	
Jace Morrison	0	6-10	35-36	0-0	0	0-0	0	0	53	
Nick Johnson	4	0-0	0-0	0-0	0	0-0	0	0	24	
Craig Ray	3	0-0	0-0	0-0	0	0-0	0	0	18	
David Link	3	0-0	0-0	0-0	0	0-0	0	0	18	
Halston Love	3	0-0	0-0	0-0	0	0-0	0	0	18	
Seth Pickett	2	0-0	0-0	0-0	1	0-0	0	0	14	
Kyle Mossbrucker	0	2-3	6-7	0-0	0	0-0	0	0	12	
Casey Gillin	2	0-0	0-0	0-0	0	2-3	0	0	12	
Lance Lasker	1	0-0	0-0	0-0	0	0-0	0	0	6	
Stephen Geller	1	0-0	0-0	0-0	0	0-0	0	0	6	
Alex Byrnes	1	0-0	0-0	0-0	0	0-0	0	0	6	
Matt Michuda	1	0-0	0-0	0-0	0	0-0	0	0	6	
Albert Spears	1	0-0	0-0	0-0	0	0-0	0	0	6	
Cole Willis	0	0-0	0-0	0-0	1	0-0	0	0	2	
Total.....	47	8-13	41-43	1-1	2	2-3	0	0	353	
Opponents.....	39	12-15	31-37	0-0	0	0-2	0	0	301	

TOTAL OFFENSE	G	Plays	Rush	Pass	Total	Avg/G
Casey Gillin	11	385	68	2475	2543	231.2
Eric Wright	11	220	1076	0	1076	97.8
David Link	6	67	395	0	395	65.8
Craig Ray	7	51	222	0	222	31.7
Halston Love	2	28	168	0	168	84.0
Lance Lasker	4	26	53	100	153	38.2
Justin Blakely	5	12	40	0	40	8.0
Freddie Helm	4	10	39	0	39	9.8
Tosin Ikadabo	9	3	24	0	24	2.7
Matt Michuda	11	1	1	0	1	0.1
TEAM	4	4	-5	0	-5	-1.2
Total.....	11	807	2081	2575	4656	423.3
Opponents.....	11	691	1243	2236	3479	316.3

FIELD GOALS	M-A	Pct	01-19	20-29	30-39	40-49	50-99	Lg
Kyle Mossbrucker	2-3	66.7	0-0	2-2	0-0	0-1	0-0	29
Jace Morrison	6-10	60.0	0-0	3-4	3-6	0-0	0-0	35

PUNTING	No.	Yds	Avg	Long	TB	FC	I20	Blkd
Tyran Fakes	32	1207	37.7	50	4	3	13	0
TEAM	1	0	0.0	0	0	0	0	1
Total.....	33	1207	36.6	50	4	3	13	1
Opponents.....	57	2183	38.3	58	5	6	10	0

KICKOFFS	No.	Yds	Avg
Jace Morrison	45	2141	47.6
Anthony Bova	19	1016	53.5
Total.....	64	3157	49.3
Opponents.....	58	3103	53.5

ALL PURPOSE LEADERS	G	Rush	Rec	PR	KOR	IR	Tot	Avg/G
Eric Wright	11	1076	276	0	0	0	1352	122.9
Nick Johnson	11	0	603	39	0	0	642	58.4
Stephen Geller	5	0	144	169	233	0	546	109.2
David Link	6	395	84	0	39	0	518	86.3
Albert Spears	11	0	457	5	0	0	462	42.0
Tyran Fakes	11	0	455	0	0	0	455	41.4
Brandon Axum	11	0	0	0	439	0	439	39.9
Craig Ray	7	222	77	0	0	0	299	42.7
Seth Pickett	11	0	255	0	10	0	265	24.1
Tosin Ikadabo	9	24	9	0	178	0	211	23.4
Halston Love	2	168	35	0	0	0	203	101.5

2007 STATISTICS



		-----Tackles-----												
DEFENSIVE LEADERS	GP	Solo	Ast	Total	TFL/Yds	Sack-Yds	Int-Yds	BrUp	QBH	Rcv-Yds	FF	Kick	Saf	
22 Kevin Shaw	11-11	36	42	78	2.0-3	.	1-0	3	
52 Leonard Bush	11-8	30	44	74	5.0-27	1.0-14	2-1	.	.	1-0	2	.	.	
2 Max Frempong	11-11	29	36	65	2.0-2	.	.	4	1	
96 Jimmy Fleshman	11-11	21	34	55	6.5-29	4.0-22	.	1	3	
1 Alex Byrnes	11-10	34	20	54	1.0-10	.	1-0	2	.	1-20	.	1	.	
48 Anthony Bova	11-3	19	33	52	3.5-5	.	.	2	1	
95 Randall Courtney	11-5	24	20	44	12.0-67	6.5-54	.	.	1	
37 Jimmy Ladd	11-0	15	26	41	1.0-2	.	.	.	1	
25 Kenneth Akridge	11-11	27	13	40	3.0-8	.	1-0	10	
4 Josh Kimbowa	11-11	18	22	40	3.5-15	.	.	6	.	2-0	1	.	.	
94 Trent Harris	11-2	18	19	37	8.0-37	6.5-26	.	.	2	
62 Mychal Byrd	11-11	9	19	28	3.0-11	1.0-6	.	.	1	
99 Jamel Williams	9-9	11	12	23	8.0-28	4.5-23	.	.	1	
20 Lamont Thomas	11-0	8	11	19	0.5-0	.	.	1	
7 Brandon Axum	11-0	14	2	16	1.5-7	.	.	6	
49 Brandon Umphress	10-10	7	9	16	1.0-1	.	1-2	1	.	1-0	.	.	.	
65 Jacob Atkinson	9-0	3	11	14	1.0-6	1.0-6	1	.	.	
87 Josh Martin	8-0	4	9	13	2.5-6	0.5-3	
90 Matt Maze	11-1	4	7	11	
33 Mike Kenworthy	6-0	6	3	9	
21 Tyran Fakes	11-10	2	1	3	
50 Dustin Burford	5-0	2	1	3	
16 Lynn Panko	3-2	1	2	3	1.0-9	1.0-9	
86 Seth Pickett	11-11	1	1	2	
93 Adam Prichard	5-4	2	.	2	1.0-3	
31 Matt Taylor	10-0	1	.	1	
71 Zach Dennis	11-11	1	.	1	
68 Adam Kowal	1-0	1	.	1	
39 James Nelson	1-0	.	1	1	
47 Matt Michuda	11-0	1	.	1	
27 Freddie Helm	4-0	.	1	1	
59 Jordan Schaaf	3-0	1	.	1	
13 Casey Gillin	11-11	1	.	1	
43 Brelin Duncan	2-0	.	1	1	
38 Karl Jones	1-0	.	1	1	
15 Albert Spears	11-6	1	.	1	
98 Jace Morrison	11-0	.	1	1	
TM TEAM	4-0	1	.	1	1	.	.	
5 Nick Johnson	11-11	1	.	1	
34 Eric Wright	11-7	1	.	1	
Total.....	11-0	355	402	757	67-276	26-163	6-3	36	11	5-20	5	1	.	
Opponents.....	11-0	428	490	918	48.0-211	21-144	14-169	40	14	13-0	12	3	.	

Date	Opponent	Score	Overall	GLIAC	Time	Att.
* Sep 1, 2007	NORTHERN MICHIGAN	W 24-22	1-0-0	1-0-0	2:53	4382
*Sept 8, 2007	at Michigan Tech	L 30-44	1-1-0	1-1-0	2:57	2715
*Sep 15, 2007	GANNON	W 35-0	2-1-0	2-1-0	2:25	4012
Sep 22, 2007	at Saint Joseph's	W 42-16	3-1-0	2-1-0	2:39	1433
*Sep 29, 2007	at Findlay	W 34-3	4-1-0	3-1-0	2:35	1378
*Oct 07, 2007	HILLSDALE	W 34-30	5-1-0	4-1-0	3:00	5263
*Oct 13, 2007	at #1 Grand Valley St.	L 17-41	5-2-0	4-2-0	3:05	12080
*Oct 20, 2007	WAYNE STATE	L 28-34	5-3-0	4-3-0	2:56	4058
*Oct 27, 2007	SAGINAW VALLEY STATE	L 24-29	5-4-0	4-4-0	2:44	2674
*Nov 03, 2007	at Mercyhurst	W 43-37	6-4-0	5-4-0	2:50	888
*Nov 10, 2007	at Northwood	LOT 42-45	6-5-0	5-5-0	3:29	1619

* indicates conference game



2007 BOXSCORES

September 1, 2007

	1	2	3	4	F
NMU	7	0	3	12	22
Ulndy	0	7	10	7	24

INDIANAPOLIS, Ind. - Nick Johnson caught a career-high seven balls for 80 yards and a score and Eric Wright also tallied career highs with 21 carries and 115 yards rushing as host Indianapolis downed Northern Michigan, 24-22, in GLIAC action at Key Stadium. **Josh Kimbowa (far right) swatted down a potential game-tying two-point conversion in the game's final minute to help preserve the win in the season opener for both teams.**

After Wright put the Greyhounds on top, 24-16, NMU rallied behind signal-caller Buddy Rivera, driving the length of the field in the final minutes and scoring from 23 yards out on a strike to Zach Nichols with just 49 seconds to play. Kimbowa dove to deflect Rivera's pass intended for Daniel Elmore on the ensuing two-point conversion. The Wildcats were successful in recovering the onside try but were unable to advance it past the Ulndy 47.

The Wildcats struck first, using a fake punt, 12 plays and 6:30 of clock in their opening drive, finishing with a 9-yard strike from Rivera to Zach Nichols for an early 7-0 NMU lead.

On its first drive of the second quarter, Ulndy went to Wright on the ground (3 carries, 14 yards) and Tyran Fakes, who caught two balls for 25 yards, including an 8-yard touchdown reception, his first collegiate score.

After the halftime kick, Johnson helped the Hounds to their first lead, catching four balls in the drive, three for first downs and another for a 9-yard score. A Wildcat field goal brought it to 14-10, but Stephen Geller returned the ensuing kickoff 41 yards to put the Greyhounds in business once again. Kyle Mossbrucker split the uprights from 28 yards out to regain a seven-point Ulndy advantage.



NMU's Mark Bossuah would later punch one in from a yard out but the extra point sailed wide left to keep Ulndy on top, 17-16.

On the next possession, Johnson snared a fourth down reception to keep the drive alive deep in Wildcat territory and Wright polished it off with a bruising 8-yard run up-the-gut to put him over 100 yards rushing on the night.

Greyhound quarterback Casey Gillin was 22-for-33 passing for 235 yards and two scores. Jimmy Ladd had a dozen total tackles and Kenneth Akridge had an interception and two pass breakups to lead the Hounds' defense.

SCORING SUMMARY:

1st	08:30	NMU	Zach Nichols 9 yd pass from Buddy Rivera (Jon Laue kick), 12-63 6:30, NM 7 - UI 0
2nd	12:57	Ulndy	Tyran Fakes 8 yd pass from Casey Gillin (Kyle Mossbrucker kick), 9-50 2:58, NM 7 - UI 7
3rd	09:25	Ulndy	Nick Johnson 9 yd pass from Casey Gillin (Kyle Mossbrucker kick), 12-80 5:28, NM 7 - UI 14
	06:20	NMU	Jon Laue 32 yd field goal, 8-49 2:58, NM 10 - UI 14
	02:46	Ulndy	Kyle Mossbrucker 27 yd field goal, 9-44 3:25, NM 10 - UI 17
4th	14:15	NMU	Mark Bossuah 1 yd run (Jon Laue kick failed), 10-69 3:24, NM 16 - UI 17
	09:32	Ulndy	Eric Wright 8 yd run (Kyle Mossbrucker kick), 10-64 4:37, NM 16 - UI 24
	00:49	NMU	Zach Nichols 23 yd pass from Buddy Rivera (pass failed), 11-82 3:37, NM 22 - UI 24

RUSHING: Northern Michigan-Mark Bossuah 12-34; Brad Anderson 7-18; Buddy Rivera 9-5. Ulndy-Eric Wright 21-115; David Link 9-19; Casey Gillin 2-minus 3; TEAM 2-minus 3.

PASSING: Northern Michigan-Buddy Rivera 29-44-1-304; TEAM 0-1-0-0. Ulndy-Casey Gillin 22-33-0-235.

RECEIVING: Northern Michigan-Fred Wells 11-124; Gregory Raspberry 5-36; Zach Nichols 4-45; Mark Bossuah 3-25; Austin Hughes 2-23; Brad Anderson 2-21; Luke Carlson 1-22; Dan Elmore 1-8. Ulndy-Nick Johnson 7-80; Stephen Geller 4-77; Tyran Fakes 4-34; Albert Spears 4-32; Seth Pickett 1-5; Eric Wright 1-4; David Link 1-3.

INTERCEPTIONS: Northern Michigan-None. Ulndy-Kenneth Akridge 1-0.

FUMBLES: Northern Michigan-None. Ulndy-TEAM 1-1; Albert Spears 1-1.

SACKS (UA-A): Northern Michigan-None. Ulndy-Randall Courtney 1-0; Lynn Panko 1-0; Jamel Williams 1-0.

Stadium: Key Stadium Attendance: 4382
 Kickoff time: 6:00 pm End of Game: 8:53 Total elapsed time: 2:53
 Officials: Referee: Jeff Latkiewicz; Umpire: Mark Golnick; Linesman: Jon Hendrickson;
 Line judge: Curtis Adams; Back judge: Bob Mahnic; Field judge: Paul Stout; Side judge: Bob Navarro; Scorer: SID office;
 Temperature: 82 Wind: 11 ENE Weather: Sunny, Clear

	NMU	Ulndy
FIRST DOWNS	20	19
RUSHES-YARDS (NET)	28-57	34-128
PASSING YDS (NET)	304	235
Passes Att-Comp-Int	45-29-1	33-22-0
TOTAL OFF. PLAYS-YDS	73-361	67-363
Fumble Returns-Yards	0-0	0-0
Punt Returns-Yards	1-18	1-4
Kickoff Returns-Yards	4-61	5-84
Interception Returns-Yards	0-0	1-0
Punts (Number-Avg)	5-44.0	5-38.6
Fumbles-Lost	0-0	2-2
Penalties-Yards	5-40	1-10
Possession Time	30:18	29:42
Third-Down Conversions	8 of 17	4 of 12
Fourth-Down Conversions	2 of 3	1 of 1
Red-Zone Scores-Chances	4-4	4-4
Sacks By: Number-Yards	0-0	3-19

2007 BOXSCORES



September 8, 2007

	1	2	3	4	F
Ulndy	7	6	0	17	30
MTU	0	20	10	14	44

HOUGHTON, Mich.- Michigan Tech quarterback Steve Short accounted for five touchdowns to lead the hosts to a 44-30 win over Indianapolis at Sherman Field. Short, after being held off the scoreboard in the first quarter, threw for a score and ran for four more in the final three quarters to extend MTU's league winning streak to eight straight dating back to last season. Ulndy accounted for four turnovers to help fuel the MTU attack.

After the teams traded a pair of punts, Ulndy gained control of the field position battle when Alex Byrnes intercepted a pass in MTU territory. The Hounds followed with a seven-play drive that culminated in an 11-yard touchdown catch by Nick Johnson to put Indianapolis on top, 7-0.

MTU (2-1, 2-0 GLIAC) responded on the ensuing possession, stringing together an 11-play drive for a score, but missing on the extra point try to keep Ulndy in front, 7-6. A big play to Eric Wright put the Hounds back up by seven as the tailback hauled in a pass and scampered 75 yards for a score. The extra point attempt failed, however, to put the score at 13-6.

Short added two touchdown runs prior to halftime to give MTU the lead at 20-13 heading into the locker room. Short's second score came after an interception which set up a very short field for the Huskies.

In the second half, MTU took advantage of a pair of Greyhound turnovers on their first two possessions. A fumble helped the Huskies tack on a field goal in the first drive, then Robert Haynes picked-off a pass and rumbled 45 yards for a touchdown and a quick 30-13 lead.

The Greyhounds did not back down, getting a 29-yard field goal early in the fourth quarter and Tyran Fakes added a 32-yard TD reception to close the gap to 30-23 with just over six minutes to play.

Short and the Huskies countered as he converted on a key 3rd-and-10 before his third rushing touchdown of the day, which looked to put the game away.



Undeterred, Casey Gillin marched the Hounds down the field, taking just 1:37 over seven plays, ending in a 10-yard strike to Fakes for his second score of the afternoon and keeping the slim hopes alive for Ulndy.

Short then delivered the knockout punch, however, when he escaped for a 39-yard touchdown run to give him his fifth total touchdown on the day, fourth on the ground and a 44-30 Husky advantage.

Max Frempong led the Hounds' defense with 10 total tackles while Jamel Williams added 1.5 tackles for loss and five total stops for Indianapolis.

David Link carried 21 times for 119 yards to lead the Greyhound rushing attack. Wright added 58 yards on 13 carries to go with 101 receiving yards. Fakes had five catches for 75 yards and two scores.

SCORING SUMMARY:

1st	01:26	Ulndy	Nick Johnson 11 yd pass from Casey Gillin (Kyle Mossbrucker kick), 7-42 3:06, UI 7 - MT 0
2nd	11:28	MTU	Ben James 10 yd pass from Steve Short (Alex Tiseo kick failed), 11-61 4:52, UI 7 - MT 6
	07:29	Ulndy	Eric Wright 75 yd pass from Casey Gillin (Mossbrucker kick failed), 2-80 0:49, UI 13 - MT 6
3rd	04:38	MTU	Steve Short 5 yd run (Alex Tiseo kick), 6-74 2:51, UI 13 - MT 13
	02:33	MTU	Steve Short 7 yd run (Alex Tiseo kick), 4-26 1:39, UI 13 - MT 20
	09:04	MTU	Alex Tiseo 25 yd field goal, 9-43 4:29, UI 13 - MT 23
4th	08:04	MTU	Robert Haynes 45 yd interception return (Alex Tiseo kick), , UI 13 - MT 30
	09:47	Ulndy	Kyle Mossbrucker 29 yd field goal, 11-37 5:45, UI 16 - MT 30
	06:07	Ulndy	Tyran Fakes 32 yd pass from Casey Gillin (Kyle Mossbrucker kick), 5-63 1:47, UI 23 - MT 30
	03:09	MTU	Steve Short 5 yd run (Alex Tiseo kick), 7-54 2:52, UI 23 - MT 37
	01:22	Ulndy	Tyran Fakes 10 yd pass from Casey Gillin (Kyle Mossbrucker kick), 7-60 1:36, UI 30 - MT 37
	01:07	MTU	Steve Short 39 yd run (Alex Tiseo kick), 2-39 0:15, UI 30 - MT 44

RUSHING: Ulndy-David Link 21-119; Eric Wright 13-58; Tosin Ikadabo 1-0; Casey Gillin 4-minus 9. Michigan Tech-Phil Milbrath 18-75; Steve Short 8-66; Marvin Atkins 11-24; Billy Koenig 1-2; TEAM 1-minus 1.

PASSING: Ulndy-Casey Gillin 21-40-3-290. Michigan Tech-Steve Short 15-23-1-196.

RECEIVING: Ulndy-Eric Wright 5-101; Tyran Fakes 5-75; Albert Spears 3-38; Stephen Geller 3-30; David Link 2-14; Sebastian Moore 1-12; Nick Johnson 1-11; Seth Pickett 1-9. Michigan Tech-Kirk Williams 8-71; Keith White 3-44; Bobby Slowik 2-48; Phil Milbrath 1-23; Ben James 1-10.

INTERCEPTIONS: Ulndy-Alex Byrnes 1-0. Michigan Tech-Robert Haynes 1-45; Juan Wilson 1-12; Cheyne Nelson 1-0.

FUMBLES: Ulndy-Eric Wright 2-1. Michigan Tech-None.

SACKS (UA-A): Ulndy-None. Michigan Tech-Lee Keys 1-0; Cheyne Nelson 1-0.

Stadium: Sherman Field Attendance: 2715
 Kickoff time: 1:00 pm End of Game: 3:37 pm Total elapsed time: 2:57
 Officials: Referee: Shawn Smith; Umpire: Jamie Hinojosa; Linesman: David Siegle; Line judge: Brian Gurwin; Back judge: Tom Rau; Field judge: Eric VanHevel; Side judge: Rick Jackson; Scorer: Charlie Hurley;
 Temperature: 72 Wind: N10 Weather: Mostly Cloudy

	Ulndy	MTU
FIRST DOWNS	30	15
RUSHES-YARDS (NET)	39-168	39-166
PASSING YDS (NET)	290	196
Passes Att-Comp-Int	40-21-3	23-15-1
TOTAL OFF. PLAYS-YDS	79-458	62-362
Fumble Returns-Yards	0-0	0-0
Punt Returns-Yards	4-43	1-1
Kickoff Returns-Yards	6-107	5-99
Interception Returns-Yards	1-0	3-57
Punts (Number-Avg)	4-35.8	5-35.6
Fumbles-Lost	2-1	0-0
Penalties-Yards	5-45	8-86
Possession Time	31:42	28:18
Third-Down Conversions	5 of 12	5 of 12
Fourth-Down Conversions	0 of 0	1 of 1
Red-Zone Scores-Chances	3-4	5-5
Sacks By: Number-Yards	0-0	2-21



2007 BOXSCORES

September 15, 2007

	1	2	3	4	F
Gannon	0	0	0	0	0
Ulndy	14	7	14	0	35

INDIANAPOLIS- The University of Indianapolis defense squandered just 65 yards of total offense in a 35-0 win over visiting Gannon University at Key Stadium. Junior Eric Wright notched his third straight 100-yard game (2 rushing, 1 receiving) in racking-up a career-best 120 yards on 18 carries while finding the endzone twice (1 rushing, 1 receiving).

Wright's career day helped the Hounds to an impressive 241 rushing yards as a team. Also impressing in the backfield was freshman Halston Love, who garnered 17 carries for 72 yards in the second half. The Greyhounds amassed 393 yards of total offense while the defense did not allow a first down until six minutes remaining in the second quarter.

Wright got the Hounds out of the gate quickly, taking his second carry 13 yards for a score and a fast 7-0 Ulndy advantage. He made the score 14-0 on the next drive, hauling in a 15-yard pass from backup quarterback Lance Lasker, giving the Ulndy defense plenty to work with.

They didn't need it, however, as the defense completely dominated the first quarter. Ulndy allowed just 3 total yards, no first downs and zero pass completions in the opening stanza. The Hounds, conversely, had racked-up eight first downs, 116 yards of total offense and had the ball for nearly 11 minutes.

The teams traded punts before Seth Pickett corralled a pass and outran the Gannon defense for a 33-yard score and a 21-0 Greyhound lead. Ulndy looked to have the back-breaker on the next drive as Wright rumbled towards the goalline, but was stripped of the football to keep the score 21-0 heading into halftime.

In the third, the Greyhounds wasted little time in putting the game away, taking over

SCORING SUMMARY:

1st	08:53	Ulndy	Eric Wright 13 yd run (Jace Morrison kick), 4-37 1:47, GU 0 - UI 7
	02:05	Ulndy	Eric Wright 15 yd pass from Lance Lasker (Jace Morrison kick), 10-60 5:41, GU 0 - UI 14
2nd	11:33	Ulndy	Seth Pickett 33 yd pass from Casey Gillin (Jace Morrison kick), 1-33 0:09, GU 0 - UI 21
3rd	07:36	Ulndy	Casey Gillin 1 yd run (Jace Morrison kick), 9-73 4:01, GU 0 - UI 28
	01:27	Ulndy	Tyran Fakes 1 yd pass from Casey Gillin (Jace Morrison kick), 11-60 4:43, GU 0 - UI 35

RUSHING: Gannon-Jarrett Beavers 11-30; Bob Bartley 1-2; Jon Richardson 8-minus 4; Zach Boedicker 8-minus 11. Ulndy-Eric Wright 18-120; Halston Love 17-72; Casey Gillin 3-14; Lance Lasker 5-12; David Link 2-12; Justin Blakely 2-6; Freddie Helm 4-5.

PASSING: Gannon-Zach Boedicker 8-13-0-48; Bob Bartley 0-5-0-0. Ulndy-Casey Gillin 9-12-0-89; Lance Lasker 5-6-0-63.

RECEIVING: Gannon-Ashu.Richardson 2-16; Kendall Brown 2-7; Jon Richardson 1-18; Ronald Keels 1-9; Levar Goff 1-0; Jacobe Smith 1-minus 2. Ulndy-Seth Pickett 4-44; Chris Rutherford 3-38; Eric Wright 2-15; Tyran Fakes 2-10; Albert Spears 1-25; Nick Johnson 1-10; Sebastian Moore 1-10.

INTERCEPTIONS: Gannon-None. Ulndy-None.

FUMBLES: Gannon-Zach Boedicker 1-0. Ulndy-Eric Wright 1-1; Lance Lasker 1-0.

SACKS (UA-A): Gannon-Rich Lee 0-1; Matt Ward 1-0; Parris Williams 1-0; Chris Murphy 0-1. Ulndy-Trent Harris 0-2; Jamel Williams 0-2; Jacob Atkinson 0-1; Mychal Byrd 0-1; Jimmy Fleshman 1-0.

Stadium: Key Stadium Attendance: 4012
 Kickoff time: 6:15 pm End of Game: 8:40 pm Total elapsed time: 2:25
 Officials: Referee: Jake Kemp; Umpire: Jamie Hinojosa; Linesman: Tom Minter; Line judge: Mike Maisner; Back judge: Jeff Lakiewicz;
 Field judge: Tim Tilma; Side judge: Rick Jackson; Scorer: Ulndy SID;
 Temperature: 64 Wind: N 5 Weather: Sunny, mild



after a missed Gannon field goal attempt and ran right at the Golden Knights. Wright had seven rushes for 47 yards on that drive alone, capped by a one-yard plunge by Casey Gillin. Gillin hooked-up with Tyran Fakes for his team-leading fourth receiving touchdown on the next drive to provide the fifth score of the night.

The Greyhound defense piled-up 13 tackles for loss, with 13 different players assisting on at least one in the game. Jimmy Fleshman tallied a sack and seven total stops to lead the Hounds.

Gannon converted on just 2-of-14 third down opportunities and the Hounds piled-up 22 first downs to lead to the runaway victory.

	GU	Ulndy
FIRST DOWNS	5	22
RUSHES-YARDS (NET)	28-17	51-241
PASSING YDS (NET)	48	152
Passes Att-Comp-Int	18-8-0	18-14-0
TOTAL OFF. PLAYS-YDS	46-65	69-393
Fumble Returns-Yards	0-0	0-0
Punt Returns-Yards	1--8	8-86
Kickoff Returns-Yards	6-63	1-23
Interception Returns-Yards	0-0	0-0
Punts (Number-Avg)	10-36.9	4-40.5
Fumbles-Lost	1-0	2-1
Penalties-Yards	7-36	7-55
Possession Time	24:24	35:36
Third-Down Conversions	2 of 14	6 of 12
Fourth-Down Conversions	0 of 0	1 of 2
Red-Zone Scores-Chances	0-0	4-5
Sacks By: Number-Yards	3-17	4-19

2007 BOXSCORES



September 22, 2007

	1	2	3	4	F
Ulndy	14	14	7	7	42
St. Joe's	6	0	3	7	16

RENSELAER, Ind.- The University of Indianapolis used a solid stable of running backs to record a 42-16 non-conference win over host Saint Joseph's College. The Hounds rushed for 274 yards on 52 carries and three scores in running their all-time series win streak over the Pumas to 12 straight.

Six different ball carriers handled the load for Ulndy, including a 131-yard performance by junior Eric Wright and 96 yards from true freshman Halston Love on just 11 touches. **Love found the endzone three times, once in the air and twice on the ground, for his first career scores.**

In the opening drive, Greyhound QB Casey Gillin shrugged off back-to-back first-down sacks to find Love out of the backfield, as he raced 31 yards to the endzone. The touch was his first of the game and marked his first career score.

Later in the first stanza, St. Joe's took advantage of another sack, as a blindside hit on Gillin forced a fumble deep in Greyhound territory. It took just two plays to convert the turnover into points with Greg Ford scoring on an 11-yard run. The momentum to shift with the play, but Stephen Geller made sure to swing it back in favor of Ulndy of the ensuing kickoff, however.

The sophomore fielded the kick at his own 23, avoided several diving Pumas before sprinting the right sidelines all the way to the endzone, the longest Ulndy kickoff return since Marquis Tolliver took a Hillsdale kick back for 82 yards in 2002.

Love added another touchdown run and Wright notched his fifth score of the season to stake the Hounds to a 28-6 halftime advantage. In the opening half, Ulndy dominated the statistics, holding the ball for 17:20 and outgaining the Pumas 225 to 85.

Wright carried the load in the first drive of the second half, rushing for a pair of first downs before giving way to Love, who polished off the drive with a 3-yard run for his third score of the afternoon.

The Pumas later benefitted from a short field thanks to an interception. They would



get down to the 10-yard line on a running back pass but the defense held, forcing a 28-yard field goal attempt to make the score 35-9.

Wright and Love went back to work, carrying nine times combined in an effort to salt away the clock. The drive would stall at the 5-yard line, but not before 6:26 came off the game clock. With the Pumas pinned deep in their own territory, SJC was forced to punt out of its own endzone, giving Ulndy the ball back at midfield.

Justin Blakely and Freddie Helm would each get their turn in the Greyhound backfield in the fourth quarter, marking the second straight game that featured at least six different Ulndy ball carriers.

SJC (0-4) put together its best drive with help from several Ulndy penalties, culminating in a 1-yard plunge by Anthony Lindsey. Lance Lasker put the exclamation point on the game, keeping the ball for a 5-yard score in the game's final minutes to mark the final score of 42-16.

SCORING SUMMARY:

1st	10:52	Ulndy	Halston Love 31 yd pass from Casey Gillin (Jace Morrison kick), 8-55 4:08, UI 7 - SJC 0
	05:09	SJC	Ford, Greg 11 yd run (Binder, Michael kick failed), 2-11 0:10, UI 7 - SJC 6
	04:57	Ulndy	Stephen Geller 77 yd kickoff return (Jace Morrison kick), , UI 14 - SJC 6
2nd	12:00	Ulndy	Halston Love 25 yd run (Jace Morrison kick), 7-63 2:14, UI 21 - SJC 6
	01:18	Ulndy	Eric Wright 2 yd run (Jace Morrison kick), 8-41 3:40, UI 28 - SJC 6
3rd	11:32	Ulndy	Halston Love 3 yd run (Jace Morrison kick), 5-43 1:57, UI 35 - SJC 6
	07:11	SJC	Binder, Michael 28 yd field goal, 5-30 1:24, UI 35 - SJC 9
	06:51	SJC	Lindsey, A 1 yd run (Binder, Michael kick), 8-71 3:22, UI 35 - SJC 16
4th	01:42	Ulndy	Lance Lasker 5 yd run (Jace Morrison kick), 8-38 5:08, UI 42 - SJC 16

RUSHING: Ulndy-Eric Wright 22-131; Halston Love 11-96; Justin Blakely 8-34; Lance Lasker 5-20; Freddie Helm 2-9; Casey Gillin 4-minus 16. Saint Joseph's-Banks, Jashon 9-63; Ford, Greg 15-44; Lindsey, A 7-minus 3.

PASSING: Ulndy-Casey Gillin 11-17-0-111; Lance Lasker 1-2-1-11. Saint Joseph's-Lindsey, A 12-24-0-81; Ogletree, Mack 1-1-0-31.

RECEIVING: Ulndy-Sebastian Moore 3-40; Eric Wright 3-20; Halston Love 2-35; Stephen Geller 2-22; Tyran Fakes 2-5. Saint Joseph's-Paulsen, Dan 7-78; Ford, Greg 3-19; Hewitt, Cole 1-5; Ogletree, Mack 1-5; Cochran, M 1-5.

INTERCEPTIONS: Ulndy-None. Saint Joseph's-Young, Deqwan 1-0.

FUMBLES: Ulndy-Casey Gillin 1-1. Saint Joseph's-None.

SACKS (UA-A): Ulndy-Jimmy Fleshman 1-0; Trent Harris 1-0; Jamel Williams 1-0. Saint Joseph's-Blanton, Fred 1-0; McClendon, D 1-0; DuBose, Devin 1-0; Perricone, Rob 1-0.

Stadium: Alumni Stadium Attendance: 1433
 Kickoff time: 12 pm End of Game: 2:39 pm Total elapsed time: 2:39
 Officials: Referee: Alex Kemp; Umpire: Kevin Mangas; Linesman: Daniel Kellogg; Line judge: Rick Gerig; Back judge: Rex Forsyth; Field judge: Jim Tisdale; Side judge: Steve Allaire; Scorer: Clark Teuscher;
 Temperature: 74 deg Wind: NNE 5-10 Weather: sunny skies

	Ulndy	SJC
FIRST DOWNS	23	13
RUSHES-YARDS (NET)	52-274	31-104
PASSING YDS (NET)	122	112
Passes Att-Comp-Int	19-12-1	25-13-0
TOTAL OFF. PLAYS-YDS	71-396	56-216
Fumble Returns-Yards	0-0	0-0
Punt Returns-Yards	6-7	0-0
Kickoff Returns-Yards	4-106	7-126
Interception Returns-Yards	0-0	1-0
Punts (Number-Avg)	1-50.0	8-35.1
Fumbles-Lost	1-1	0-0
Penalties-Yards	7-70	8-59
Possession Time	34:12	25:48
Third-Down Conversions	6 of 13	3 of 12
Fourth-Down Conversions	2 of 4	0 of 1
Red-Zone Scores-Chances	3-5	3-4
Sacks By: Number-Yards	3-17	4-26



2007 BOXSCORES

September 29, 2007

	1	2	3	4	F
Ulndy	7	13	14	0	34
Findlay	0	3	0	0	3

FINDLAY, Ohio- The University of Indianapolis held a nearly two-to-one advantage in time of possession in cruising to a 34-3 win over the University of Findlay in Great Lakes Intercollegiate Athletic Conference action. Ulndy (4-1, 3-1 GLIAC) outgained the host Oilers, 472-112 and surrendered just seven first downs in the win.

Junior tailback Eric Wright notched his fifth straight game with more than 100 yards from scrimmage, rushing for 135 yards on 19 carries. He also tallied a pair of touchdowns, giving him scores in each of the five games this season and seven total.

The Hounds held the ball for 39:14, including 21:41 of the second half. Leading the way was Ulndy's ground attack, which churned out 286 yards on 48 carries.

It was all Ulndy from the start as the Hounds used 10 plays to gain 72 yards for a score and a quick 7-0 Greyhound lead. Wright's 3-yard run capped the drive. The Hounds got a pair of field goal makes from Jace Morrison to post a 13-0 advantage.

Ulndy executed a drive late in the opening half that saw Casey Gillin fire a strike to Albert Spears from 17 yards out for a 20-3 halftime edge.

Wright and true freshman Craig Ray each found the endzone in the second half to put the game away. **Ray saw his first touches as a collegian in the game and gained 97 yards rushing on 16 carries.**

Senior Nick Johnson was the leading Greyhound receiver, catching eight balls for 88 yards.



The Greyhound defense produced five sacks on the afternoon and had 11 tackles for loss. Jamel Williams registered 1.5 sacks, part of 2.5 tackles for loss to lead the way. Kevin Shaw tallied eight total tackles.

SCORING SUMMARY:

1st	06:44	Ulndy	Eric Wright 3 yd run (Jace Morrison kick), 10-72 4:28, UI 7 - UF 0
2nd	11:24	Ulndy	Jace Morrison 24 yd field goal, 9-49 3:26, UI 10 - UF 0
	05:34	Ulndy	Jace Morrison 28 yd field goal, 13-69 4:54, UI 13 - UF 0
	03:33	UF	Cameron Stevens 23 yd field goal, 5-17 1:51, UI 13 - UF 3
	00:41	Ulndy	Albert Spears 17 yd pass from Casey Gillin (Jace Morrison kick), 5-34 2:41, UI 20 - UF 3
3rd	09:27	Ulndy	Eric Wright 27 yd run (Jace Morrison kick), 9-80 5:25, UI 27 - UF 3
	01:37	Ulndy	Craig Ray 18 yd run (Jace Morrison kick), 6-59 3:09, UI 34 - UF 3

RUSHING: Ulndy-Eric Wright 19-135; Craig Ray 16-97; Freddie Helm 4-25; Lance Lasker 3-21; Tosin Ikadabo 1-6; Casey Gillin 2-3; Justin Blakely 2-0; TEAM 1-minus 1. Findlay-Jonathan Bell 16-37; D Zielaskiewicz 2-14; Elijah Griffin 3-7; Joel McDaniel 6-6; Melvin Jackson 1-3; Jonathan Mora 2-minus 6.

PASSING: Ulndy-Casey Gillin 17-24-0-160; Lance Lasker 2-4-0-26. Findlay-Jonathan Bell 7-15-0-36; Jonathan Mora 1-4-0-15.

RECEIVING: Ulndy-Nick Johnson 8-88; Tyran Fakes 4-27; Albert Spears 3-36; Stephen Geller 2-15; Chris Rutherford 1-12; Sebastian Moore 1-8. Findlay-Darren Paige 4-31; Kevin McCann 2-6; D Zielaskiewicz 1-15; Joel McDaniel 1-minus 1.

INTERCEPTIONS: Ulndy-None. Findlay-None.

FUMBLES: Ulndy-Justin Blakely 1-1. Findlay-None.

SACKS (UA-A): Ulndy-Jimmy Fleshman 0-2; Jamel Williams 1-1; Trent Harris 0-1; Jacob Atkinson 0-1; Josh Martin 0-1; Randall Courtney 0-1; Mychal Byrd 0-1. Findlay-Dion Harvey 1-0.

Stadium: Donnell Stadium Attendance: 1378
 Kickoff time: 1:00 pm End of Game: 3:35 pm Total elapsed time: 2:35
 Officials: Referee: Shawn Smith; Umpire: Jamie Hinojosa; Linesman: Kendall Sherman; Line judge: Jeff Barbato; Back judge: Tom Rau;
 Field judge: Eric VanHevel; Side judge: Rick Jackson; Scorer: Riordan McClain;
 Temperature: 75

	Ulndy	UF
FIRST DOWNS	29	7
RUSHES-YARDS (NET)	48-286	30-61
PASSING YDS (NET)	186	51
Passes Att-Comp-Int	28-19-0	19-8-0
TOTAL OFF. PLAYS-YDS	76-472	49-112
Fumble Returns-Yards	0-0	0-0
Punt Returns-Yards	6-48	1-7
Kickoff Returns-Yards	2-74	6-181
Interception Returns-Yards	0-0	0-0
Punts (Number-Avg)	3-33.0	6-41.3
Fumbles-Lost	1-1	0-0
Penalties-Yards	7-65	6-47
Possession Time	39:14	20:46
Third-Down Conversions	9 of 15	2 of 13
Fourth-Down Conversions	0 of 0	1 of 4
Red-Zone Scores-Chances	5-6	1-1
Sacks By: Number-Yards	5-25	1-5

2007 BOXSCORES



October 6, 2007

	1	2	3	4	F
Hillsdale	3	10	17	0	30
Ulndy	0	7	7	20	34

INDIANAPOLIS- Senior Casey Gillin connected on a seven-yard pass to Tyran Fakes with 13.8 seconds left in regulation to lift the host Greyhounds to a thrilling 34-30 homecoming victory over Hillsdale. **Gillin passed for a career-high 402 yards and tied his career high by throwing four touchdowns in the come-from-behind victory.** The Hounds scored 20 unanswered points in the fourth quarter to take the win in a game that saw 987 yards of total offense by its two teams.

The senior signal-caller completed 33-of-49 (both career highs), including 14-for-20 and three scores in the final quarter alone. The Mooresville, Ind. product helped Ulndy convert a pair of fourth down situations in the final scoring drive. He found Nick Johnson for nine yards on 4th-and-3 with under a minute to play. Three plays later, Fakes hauled in the clincher, a 7-yard fade pattern with 13.8 left to complete the comeback.

The defenses held tough in the early going, as the score was just 13-7 in favor of Hillsdale at halftime. The second half would be a different story. After the teams traded punts to open the half, the yards began to mount quickly. Hillsdale added another field goal and then got the ball back on a missed fourth down conversion for Ulndy and later scored for a 23-7 lead.

On the first play from scrimmage the other way, Fakes snared a ball from Gillin and outran the defense for a 68-yard score to temporarily quell the momentum. It would be short-lived, however, as the next play from scrimmage netted Hillsdale another score, this time a 72-yard pass to Nick Gurica to calm the Homecoming crowd and put the Chargers up 30-14.

After a Gillin interception gave Hillsdale the ball back, the Greyhound defense held staunch, forcing a punt. HC punter Matt Vanover pinned the Hounds inside their own 1-yardline and the Hounds found themselves backed up against the wall.

The Ulndy ground game came alive and proceeded to help piece together an 11-play, 99-



yard drive over the next 4:49 that kept slim hopes alive. Eric Wright and Craig Ray combined to rush nine times for 70 yards with Gillin connecting from 10-yards out to Seth Pickett for the score. The two-point conversion failed, keeping Hillsdale comfortably in front, 30-20 with 12:32 left.

The Hounds defense came up big when needed, not allowing a single third down conversion on the night (0-for-9). A punt gave Ulndy the ball back and Gillin went to work. Gillin went 6-of-7 on the next drive and finished it off with a 10-yard strike to Johnson to close the score to 30-27.

Hillsdale went three-and-out, giving Gillin and the Hounds 4:14 to exact revenge on last year's loss, 14-13, to the Chargers in the game's final minutes last season. Gillin obliged by completing seven passes to six different receivers in the Hounds' final drive, including the eventual game-winner to Fakes.

SCORING SUMMARY:

Time	Score	Player	Play
1st 09:04	HC	Mark Petro	44 yd field goal, 10-6 3:56, HC 3 - UI 0
2nd 12:55	Ulndy	Eric Wright	1 yd run (Jace Morrison kick), 11-74 4:36, HC 3 - UI 7
12:14	HC	Aaron Waldie	54 yd pass from Mark Nicolet (Mark Petro kick), 3-65 0:39, HC 10 - UI 7
03:56	HC	Mark Petro	21 yd field goal, 11-72 4:09, HC 13 - UI 7
3rd 11:52	HC	Mark Petro	31 yd field goal, 4-3 0:50, HC 16 - UI 7
05:11	HC	Aaron Waldie	63 yd pass from Mark Nicolet (Mark Petro kick), 5-96 1:50, HC 23 - UI 7
04:56	Ulndy	Tyran Fakes	68 yd pass from Casey Gillin (Jace Morrison kick), 1-68 0:11, HC 23 - UI 14
04:40	HC	Nick Gurica	72 yd pass from Mark Nicolet (Mark Petro kick), 1-72 0:11, HC 30 - UI 14
4th 12:32	Ulndy	Seth Pickett	10 yd pass from Casey Gillin (Casey Gillin pass failed), 11-99 4:49, HC 30 - UI 27
06:01	Ulndy	Nick Johnson	10 yd pass from Casey Gillin (Jace Morrison kick), 10-80 3:40, HC 30 - UI 27
00:13	Ulndy	Tyran Fakes	7 yd pass from Casey Gillin (Jace Morrison kick), 14-87 4:01, HC 30 - UI 34

RUSHING: Hillsdale-Vinnie Panizzi 12-29; Mark Nicolet 8-19; T.J. Campbell 5-14; Nick Gurica 1-8; Brett Lark 3-1; Billy Kanitz 1-1. Ulndy-Eric Wright 24-86; Craig Ray 9-64; Casey Gillin 5-15.

PASSING: Hillsdale-Mark Nicolet 16-25-0-346; T.J. Campbell 1-1-0-2. Ulndy-Casey Gillin 33-49-2-402.

RECEIVING: Hillsdale-Nick Gurica 7-145; Aaron Waldie 4-133; Vinnie Panizzi 3-27; Andre Holmes 1-22; A.J. Kegg 1-19; Mark Nicolet 1-2. Ulndy-Nick Johnson 9-88; Albert Spears 7-79; Tyran Fakes 6-104; Seth Pickett 5-66; Eric Wright 3-40; Craig Ray 1-13; Chris Rutherford 1-6; Cole Willis 1-6.

INTERCEPTIONS: Hillsdale-Tom Korte 1-17; Alex Wojcik 1-10. Ulndy-None.

FUMBLES: Hillsdale-None. Ulndy-Casey Gillin 1-1; Tosin Ikadabo 1-0.

SACKS (UA-A): Hillsdale-None. Ulndy-Leonard Bush 1-0.

Stadium: Key Stadium

Attendance: 5263

Kickoff time: 6:00 pm

End of Game: 9:00 pm

Total elapsed time: 3:00

Officials: Referee: Jake Kemp; Umpire: Kevin Mangas; Linesman: Tom Minter; Line judge: Mike Maisner; Back judge: Jeff Latkiewicz;

Field judge: Tim Tilma; Side judge: Rick Jackson; Scorer: Ulndy SID;

Temperature: 88

Wind: SSW 5

Weather: Sunny, hot

	HC	Ulndy
FIRST DOWNS	17	33
RUSHES-YARDS (NET)	30-72	38-165
PASSING YDS (NET)	348	402
Passes Att-Comp-Int	26-17-0	49-33-2
TOTAL OFF. PLAYS-YDS	56-420	87-567
Fumble Returns-Yards	0-0	0-0
Punt Returns-Yards	0-0	2-17
Kickoff Returns-Yards	5--6	7-86
Interception Returns-Yards	2-27	0-0
Punts (Number-Avg)	5-46.6	1-48.0
Fumbles-Lost	0-0	2-1
Penalties-Yards	6-60	3-30
Possession Time	22:44	37:16
Third-Down Conversions	0 of 9	5 of 15
Fourth-Down Conversions	1 of 1	3 of 5
Red-Zone Scores-Chances	3-3	4-6
Sacks By: Number-Yards	0-0	1-14



2007 BOXSCORES

October 13, 2007

	1	2	3	4	F
Ulndy	0	10	0	7	17
GVSU	7	21	6	7	41

ALLENDALE, Mich. – In a battle for the GLIAC's top spot, No. 1 ranked Grand Valley defended its home field with a 41-17 win over the University of Indianapolis (5-2, 4-2 GLIAC) at Lubbers Stadium in Allendale, Mich. The win pushed the Lakers' winning streak to 34 games, tying the longest streak ever by a D-II team (Hillsdale College, 1954-57).

After winning the coin toss and deferring, Leonard Bush forced a fumble on the opening kickoff that was recovered by teammate Brandon Umphress and the Greyhounds looked to be in business. An illegal motion penalty on the first play from scrimmage stalled the Hounds' drive before it started, however, as Ulndy would be forced to punt three plays later. Ulndy's special teams continued to look sharp, though, as Tryan Fakes bounced the punt inside the Lakers' ten-yard line and the Hounds downed it at the two.

The teams traded punts until the Lakers' second possession. From that point, the two-time defending national champs took all of 1:49 to score the game's first touchdown. Sophomore quarterback Brad Iciek completed passes of 9, 20 and 12 yards before hitting Antione Trent on a slant route that went for 33 yards and a score.

Early in the second, Grand Valley found the endzone on a one-yard run by Preston Garris. On the ensuing drive, the Hounds put the ball on the ground and the Lakers recovered on the Indianapolis 23-yard line. Two plays later, Garris again carried the ball into the endzone to give the home team a 21-0 lead.

Just as it appeared Grand Valley had all the momentum, Ulndy recovered a second Laker fumble on the home 16. A 13-yard rush by David Link set up a first-and-goal situation on the three-yard line. The Hounds were stopped three times before Link finally crossed the goal line on fourth and goal to put the Hounds on the board.

Later, Leonard Bush forced another fumble to set up a career-long 31-yard field goal by Jace Morrison to pull the Hounds within 11 with just 1:21 left in the half.



That was more than enough time for the Lakers, as they would need just 1:05 to go up 28-10 before the half. Iciek again lead the Lakers down the field by throwing for three first downs and capping the drive with a 27-yard scoring strike to Mike Koster.

The Greyhounds held Grand Valley to a respectable 14 points in the second half, but could not overcome a team that ranked in the top ten nationally in both scoring offense and scoring defense.

Ulndy's only scoring drive of the second half came early in the fourth quarter. The Hounds marched 75 yards for a touch, a trek that included a 42-yard scamper by Link. The Elkhart, Ind. native capped the drive with a two-yard run, his second TD of the game. Link finished with a career-high 139 yards rushing on just 15 carries.

SCORING SUMMARY:

1st	05:09	GVSU	Antione Trent 33 yd pass from Brad Iciek (Todd Carter kick), 4-69 1:49, UI 0 - GV 7
2nd	13:40	GVSU	Preston Garris 1 yd run (Todd Carter kick), 9-0 2:53, UI 0 - GV 14
	13:15	GVSU	Preston Garris 2 yd run (Todd Carter kick), 2-0 0:13, UI 0 - GV 21
	06:40	Ulndy	David Link 1 yd run (Jace Morrison kick), 5-0 2:35, UI 7 - GV 21
	01:21	Ulndy	Jace Morrison 31 yd field goal, 8-0 3:59, UI 10 - GV 21
	00:12	GVSU	Mike Koster 27 yd pass from Brad Iciek (Todd Carter kick), 5-0 1:05, UI 10 - GV 28
3rd	12:56	GVSU	Brandon Horn 17 yd pass from Brad Iciek (Todd Carter kick failed), 1-0 0:04, UI 10 - GV 34
4th	14:44	GVSU	Preston Garris 5 yd run (Todd Carter kick), 7-0 2:55, UI 10 - GV 41
	13:08	Ulndy	David Link 2 yd run (Jace Morrison kick), 6-0 1:31, UI 17 - GV 41

RUSHING: Ulndy-David Link 15-139; Craig Ray 10-25; Eric Wright 9-15; Casey Gillin 7-9. Grand Valley State-James Berezik 9-95; Preston Garris 10-50; Marquel Neasman 7-47; Blake Smolen 4-21; Ryan Bass 2-13; Jaquon Morrison 1-1; TEAM 1-0; Brad Iciek 2-minus 16.

PASSING: Ulndy-Casey Gillin 18-27-0-161; Lance Lasker 0-1-1-0. Grand Valley-Brad Iciek 20-26-0-283; Marquel Neasman 0-2-0-0.

RECEIVING: Ulndy-Nick Johnson 7-90; David Link 3-7; Seth Pickett 2-13; Albert Spears 2-12; Eric Wright 2-10; Tryan Fakes 1-20; Tosin Ikadabo 1-9. Grand Valley State-Brandon Horn 7-91; Preston Garris 5-42; Blake Smolen 3-29; Mike Koster 2-52; Antione Trent 2-48; John Mathews 1-21.

INTERCEPTIONS: Ulndy-None. Grand Valley State-Bill Brechin 1-11.

FUMBLES: Ulndy-Casey Gillin 3-1; Eric Wright 1-1. Grand Valley State-James Berezik 1-1; Brad Iciek 1-1; Antione Trent 1-0; Preston Garris 1-1.

SACKS (UA-A): Ulndy-Jimmy Fleshman 1-0. Grand Valley State-Matt Beaty 1-0.

Stadium: Lubbers Stadium Attendance: 12080
 Kickoff time: 7:00 End of Game: 10:05 pm Total elapsed time: 3h 5mins
 Officials: Referee: Mike McCann; Umpire: Ken Zeimanski; Linesman: J. Valentine; Line judge: James Boer; Back judge: Chris Maday;
 Field judge: Pat Clark; Side judge: Jeff Garvin;
 Temperature: 50 Wind: non Weather: calm and chilly

	Ulndy	GVSU
FIRST DOWNS	19	26
RUSHES-YARDS (NET)	41-188	36-211
PASSING YDS (NET)	161	283
Passes Att-Comp-Int	28-18-1	28-20-0
TOTAL OFF. PLAYS-YDS	69-349	64-494
Fumble Returns-Yards	0-0	0-0
Punt Returns-Yards	0-0	2-13
Kickoff Returns-Yards	5-100	3-40
Interception Returns-Yards	0-0	1-11
Punts (Number-Avg)	6-38.0	3-37.3
Fumbles-Lost	4-2	4-3
Penalties-Yards	8-73	9-84
Possession Time	31:29	28:31
Third-Down Conversions	3 of 13	6 of 10
Fourth-Down Conversions	1 of 2	0 of 1
Red-Zone Scores-Chances	3-5	4-4
Sacks By: Number-Yards	1-8	1-8

2007 BOXSCORES



October 20, 2007

	1	2	3	4	F
WSU	7	14	7	6	34
Ulndy	0	6	22	0	28

INDIANAPOLIS- Joiqie Bell's 90-yard run in the fourth quarter provided the eventual game-winning points as Ulndy fell to the visitors, 34-28 at Key Stadium. Bell's run was the fifth score of the day for the star sophomore back and broke a 28-28 tie to give Wayne State the eventual win.

The teams traded possessions in the opening quarter before WSU finally got on the board with Bell's first TD score, a 3-yard run. WSU benefited from five Ulndy turnovers on the night, recovering two of the three forced fumbles and picking off three passes.

WSU quickly tacked on two more scores to take a 21-0 lead midway through the second quarter. The first was on a passing play from Bell to Travis Campbell for 68 yards and the second was a Bell 1-yard plunge for a comfortable lead for the Warriors.

Ulndy was not fazed, however, forcing a WSU turnover and converting into instant points when Josh Kimbowa forced a fumble that Alex Byrnes eventually corralled and raced into the endzone from 20 yards out to slice the lead to 21-6.

That's where it would stand at halftime. It wouldn't stay that way long after the Warriors ran the opening kick of the second half back to the 2-yardline and Bell converted from there to reopen a commanding 28-6 advantage.

The Hounds were resilient, rattling three straight touchdown drives and a key two-point conversion to knot the score at 28-all. **Nick Johnson hauled in a 41-yard strike for a score** followed by a pair of 2-yard scoring runs from David Link and Eric Wright as the third quarter ended.

After keeping Bell in check yardage-wise throughout the first three quarters, he unleashed a 90-yard run that saw him slip through several tackles en route to his fourth score of the night and a 34-28 lead at that point.



The Greyhounds' final drive was thwarted when Casey Gillin's pass was knocked down to give Wayne State the win. It marked the fifth straight win for the visiting team in the all-time series.

Bell led all rushers in the contest, totaling 151 yards on 19 carries. Link led the Ulndy ground game, running for 106 yards on 20 carries.

The defense was led by Jimmy Fleshman, who tallied 10 total tackles, including one for loss. Kevin Shaw had nine tackles and an interception, Leonard Bush had nine also while Kimbowa notched five pass break-ups and a forced fumble for Ulndy.

Gillin was 21-39 for 315 yards on the night, but had three interceptions, including two on deflected balls.

SCORING SUMMARY:

1st	00:23	WSU	Joiqie Bell 3 yd run (Dave Chudzinski kick), 4-14 1:35, WS 7 - UI 0
2nd	14:45	WSU	Travis Campbell 68 yd pass from Joiqie Bell (Dave Chudzinski kick), 1-68 0:10, WS 14 - UI 0
	07:21	WSU	Joiqie Bell 1 yd run (Dave Chudzinski kick), 12-50 5:26, WS 21 - UI 0
	06:47	Ulndy	Alex Byrnes 20 yd fumble recovery (Jace Morrison kick blockd), WS 21 - UI 6
3rd	14:43	WSU	Joiqie Bell 2 yd run (Dave Chudzinski kick), 1-2 0:03, WS 28 - UI 6
	10:51	Ulndy	Nick Johnson 41 yd pass from Casey Gillin (Jace Morrison kick), 3-58 1:20, WS 28 - UI 13
	03:54	Ulndy	David Link 2 yd run (Jace Morrison kick), 8-90 3:46, WS 28 - UI 20
	00:00	Ulndy	Eric Wright 2 yd run (Eric Wright rush), 7-56 3:01, WS 28 - UI 28
4th	09:17	WSU	Joiqie Bell 90 yd run (Dave Chudzinski kick blockd), 1-90 0:17, WS 34 - UI 28

RUSHING: Wayne State-Joiqie Bell 19-151; Daryl Graham 16-27; Trent Pohl 4-19; TEAM 3-minus 3. Ulndy-David Link 20-106; Eric Wright 10-27; Casey Gillin 7-minus 7.

PASSING: Wayne State-Trent Pohl 9-25-1-75; Joiqie Bell 1-1-0-68; Dave Chudzinski 0-1-0-0. Ulndy-Casey Gillin 21-39-3-315.

RECEIVING: Wayne State-Travis Campbell 2-73; John Rehberg 2-27; Joiqie Bell 2-12; Ed Sanders 1-10; Daryl Graham 1-9; David Mosley 1-9; Luis Gomez 1-3. Ulndy-Seth Pickett 5-46; Nick Johnson 4-86; Albert Spears 4-74; Eric Wright 4-39; David Link 2-60; Tyran Fakes 2-10.

INTERCEPTIONS: Wayne State-Brandon Cooper 2-1; Adam Nuckols 1-15. Ulndy-Kevin Shaw 1-0.

FUMBLES: Wayne State-Daryl Graham 1-1. Ulndy-Casey Gillin 1-1; Eric Wright 1-0; Nick Johnson 1-1.

SACKS (UA-A): Wayne State-Alan Guy 0-1; James Cook 0-1; Josh McLean 0-1; Tristan Black 1-0; Alex Jachym 0-1. Ulndy-None.

Stadium: Key Stadium
Kickoff time: 6:00 pm
Temperature: 60

Attendance: 4058
End of Game: 8:56 pm
Wind: Calm
Total elapsed time: 2:56

	WSU	Ulndy
FIRST DOWNS	15	23
RUSHES-YARDS (NET)	42-194	37-126
PASSING YDS (NET)	143	315
Passes Att-Comp-Int	27-10-1	39-21-3
TOTAL OFF. PLAYS-YDS	69-337	76-441
Fumble Returns-Yards	0-0	1-20
Punt Returns-Yards	3-16	2-8
Kickoff Returns-Yards	2-93	4-99
Interception Returns-Yards	3-16	1-0
Punts (Number-Avg)	5-33.4	4-34.2
Fumbles-Lost	1-1	4-2
Penalties-Yards	10-71	8-84
Possession Time	27:10	32:50
Third-Down Conversions	6 of 16	4 of 14
Fourth-Down Conversions	0 of 3	0 of 3
Red-Zone Scores-Chances	3-4	2-2
Sacks By: Number-Yards	3-23	0-0



2007 BOXSCORES

October 27, 2007

	1	2	3	4	F
SVSU	3	14	6	6	29
Ulndy	3	3	8	10	24

INDIANAPOLIS- Brandon Emeott's 8-yard run with 2:19 remaining provided the winning score to lift Saginaw Valley State to a 29-24 win over host Indianapolis at Key Stadium on Saturday night. The win extended SVSU's win streak to 16 straight over Ulndy in the all-time series, dating back to 1989.

The Cardinals (6-2, 6-2 GLIAC) built a 17-6 lead and took that advantage into the half-time locker room. Eric Wright barreled his way into the endzone from a yard out on the Greyhounds' first possession, capping a 10-play drive to close the gap to 17-14. SVSU responded with a pair of field goals on successive possessions to retake a two-score margin, 23-14.

Jace Morrison tacked-on a 35-yard field goal early in the fourth quarter and Wright scored in the next Ulndy drive to give the Hounds their only lead at 24-23. But, it would be short-lived as the Cardinals marched the field in 11 plays, stretching 66 yards to take the lead for good.

Facing fourth-and-four from their own 46, Gillin's pass was knocked down at the line of scrimmage to seal the Cardinal victory.

Trent Harris had three solo sacks for Ulndy, part of his seven total tackles. Leonard Bush was Ulndy's leading tackler, collecting 11 total stops on the night.

Casey Gillin completed 19 of 21 passes for 249 yards for Indianapolis. Eric Wright added 103 yards rushing with two touchdowns.



SCORING SUMMARY:

1st	10:22	SVSU	Jeremy Burr 35 yd field goal, 11-40 4:38, SV 3 - UI 0
	07:37	Ulndy	Jace Morrison 25 yd field goal, 7-50 2:41, SV 3 - UI 3
2nd	12:55	SVSU	Galen Stone 14 yd pass from Chris Dougherty (Jeremy Burr kick), 3-25 0:57, SV 10 - UI 3
	09:39	Ulndy	Jace Morrison 32 yd field goal, 7-32 3:05, SV 10 - UI 6
3rd	02:30	SVSU	Brandon Emeott 1 yd run (Jeremy Burr kick), 2-8 0:39, SV 17 - UI 6
	09:39	Ulndy	Eric Wright 1 yd run (Seth Pickett pass from Casey Gillin), 10-65 5:16, SV 17 - UI 14
4th	07:14	SVSU	Jeremy Burr 38 yd field goal, 7-29 2:14, SV 20 - UI 14
	01:57	SVSU	Jeremy Burr 25 yd field goal, 12-65 2:39, SV 23 - UI 14
4th	13:21	Ulndy	Jace Morrison 35 yd field goal, 7-46 3:29, SV 23 - UI 17
	05:33	Ulndy	Eric Wright 5 yd run (Jace Morrison kick), 11-66 6:14, SV 23 - UI 24
	03:08	SVSU	Brandon Emeott 8 yd run (Chris Dougherty pass failed), 10-59 2:19, SV 29 - UI 24

RUSHING: Saginaw Valley State-Brandon Emeott 17-64; L.J. Robertson 3-15; Joe Dougherty 2-14; Galen Stone 2-7; Chris Dougherty 8-minus 17. Ulndy-Eric Wright 24-103; Craig Ray 6-8; Casey Gillin 6-minus 10.

PASSING: Saginaw Valley State-Chris Dougherty 24-39-0-218; Dan Stiefel 0-1-0-0. Ulndy-Casey Gillin 19-31-2-249.

RECEIVING: Saginaw Valley State-Ric Cottengim 6-58; Joe Dougherty 5-49; Galen Stone 4-29; L.J. Robertson 3-18; Mike Meade 2-35; Kevin Kelch 2-21; Steve Brander 1-16; Chris Dougherty 1-minus 8. Ulndy-Albert Spears 4-72; Nick Johnson 4-65; Seth Pickett 4-36; Tyran Fakes 3-26; Eric Wright 2-26; Sebastian Moore 1-12; Chris Rutherford 1-12.

INTERCEPTIONS: Saginaw Valley State-Mark Miller 1-15; John Jacobs 1-0. Ulndy-None.

FUMBLES: Saginaw Valley State-None. Ulndy-Nick Johnson 1-0; Casey Gillin 1-1.

SACKS (UA-A): Saginaw Valley State-Josh Miller 2-0; Mike LeVand 2-0. Ulndy-Trent Harris 3-0; Randall Courtney 1-0.

Stadium: Key Stadium

Attendance: 2674

Kickoff time: 6:00 pm

End of Game: 8:44pm

Total elapsed time: 2:44

Officials: Referee: Jeff Servinski; Umpire: Mark Golnick; Linesman: Jon Kendrickson; Line judge: Curtis Adams; Back judge: Bob Mahnic; Field judge: Gaylon Williams; Side judge: Bob Navarro; Scorer: Ulndy SID;

	SVSU	Ulndy
FIRST DOWNS	19	17
RUSHES-YARDS (NET)	32-83	36-101
PASSING YDS (NET)	218	249
Passes Att-Comp-Int	40-24-0	31-19-2
TOTAL OFF. PLAYS-YDS	72-301	67-350
Fumble Returns-Yards	0-0	0-0
Punt Returns-Yards	1-15	3--1
Kickoff Returns-Yards	6-101	7-137
Interception Returns-Yards	2-15	0-0
Punts (Number-Avg)	4-39.8	3-23.3
Fumbles-Lost	0-0	2-1
Penalties-Yards	5-45	2-10
Possession Time	27:24	32:36
Third-Down Conversions	4 of 15	5 of 13
Fourth-Down Conversions	2 of 3	0 of 2
Red-Zone Scores-Chances	6-7	5-5
Sacks By: Number-Yards	4-24	4-17

2007 BOXSCORES



November 3, 2007

	1	2	3	4	F
Ulndy	0	14	14	15	43
MC	10	13	14	0	37

ERIE, Pa.- Junior runningback Eric Wright ran for a career-high 191 yards and three touchdowns, including a score in the game's final minute to help Ulndy to a 43-37 win over host Mercyhurst at Tullio Field. Wright's efforts helped erase a 17-point Laker lead in a game that Ulndy trailed until the final 54 seconds.

An onside kick, a pair of interceptions and a turnover on downs helped Mercyhurst pile up a 17-0 lead in the opening stanza. With 1:00 remaining in the half, Wright finally got the Hounds on the board, scoring from five yards out. On the kickoff, Ulndy forced a fumble and converted it into points on the next play from scrimmage when Casey Gillin hooked up with Tyran Fakes for a 37-yard touchdown to slice the lead to 17-14. Despite having just :47 left in which to operate, Mercyhurst added another touchdown, putting six on the board with seven seconds remaining before halftime.

Out of the halftime break, Ulndy marched right down the field, needing just four plays- capped by a 48-yard strike to Fakes- to close the gap to two, 23-21. The Lakers answered with a nine-play drive that ended in a 12-yard touchdown pass to regain a two-possession lead.

Facing fourth and goal from the Mercyhurst 1-yardline, Ulndy gave the ball to fullback Matt Michuda, who punched it in for his first career score and drew the Hounds back to within two at 30-28.

But, Laker quarterback Mitch Phillis engineered a 10-play drive and fired his fifth TD toss of the day and it looked to be all Mercyhurst, 37-28. Later, the Lakers would shut down Ulndy on a fourth-down try putting Mercyhurst in the driver's seat with 12:24 left. Leonard Bush turned the tables, however, intercepting Phillis on the very next drive to put Ulndy back in business.

Wright put the finishing touches on a 10-play drive, scoring from two yards out,



putting the Hounds back within two, 37-35. After forcing a punt, Gillin and Wright went back to work to attempt to give the Hounds their first lead. They succeeded when Gillin completed passes of 20 and 30 yards, setting up Wright's 9-yard jaunt to the endzone for his third score on the day.

With under a minute to play and facing the prospect of holding the lead, the Greyhound defense was up to the task as Brandon Umphress picked-off Phillis' fourth-down pass to end the game.

Bush led the Greyhounds with 12 total tackles and had the key interception in the early fourth quarter. Gillin completed 13 of 20 passes for 227 yards, two touchdowns and two interceptions. Tyran Fakes had six catches for 126 yards and two touchdowns.

SCORING SUMMARY:

1st	13:04	MC	Chris Ryan 31 yd field goal, 6-63 1:56, UI 0 - MC 3
	03:33	MC	Josh Szeluga 3 yd pass from Mitch Phillis (Chris Ryan kick), 6-18 2:17, UI 0 - MC 10
2nd	03:47	MC	Frank Ziegler 3 yd pass from Mitch Phillis (Chris Ryan kick), 12-79 6:46, UI 0 - MC 17
	01:00	Ulndy	Eric Wright 5 yd run (Jace Morrison kick), 8-75 2:53, UI 7 - MC 17
	00:47	Ulndy	Tyran Fakes 37 yd pass from Casey Gillin (Jace Morrison kick), 1-37 0:07, UI 14 - MC 17
	00:07	MC	Josh Szeluga 1 yd pass from Mitch Phillis (Chris Ryan kick failed), 5-63 0:34, UI 14 - MC 23
3rd	12:47	Ulndy	Tyran Fakes 48 yd pass from Casey Gillin (Jace Morrison kick), 4-67 2:07, UI 21 - MC 23
	08:20	MC	Aaron Haynes 12 yd pass from Mitch Phillis (Chris Ryan kick), 9-68 4:20, UI 21 - MC 30
	06:33	Ulndy	Matt Michuda 1 yd run (Jace Morrison kick), 5-34 1:45, UI 28 - MC 30
	01:26	MC	Aaron Haynes 37 yd pass from Mitch Phillis (Chris Ryan kick), 10-63 5:01, UI 28 - MC 37
4th	08:11	Ulndy	Eric Wright 2 yd run (Jace Morrison kick), 10-60 4:05, UI 35 - MC 37
	00:54	Ulndy	Eric Wright 9 yd run (Cole Willis pass from Casey Gillin), 10-78 4:19, UI 43 - MC 37

RUSHING: Ulndy-Eric Wright 36-191; Craig Ray 9-26; Casey Gillin 3-19; Matt Michuda 1-1; TEAM 1-minus 1. Mercyhurst-Richard Stokes 21-63; Gerald Anderson 2-15; Aaron Haynes 1-minus 1; Mitch Phillis 3-minus 6.

PASSING: Ulndy-Casey Gillin 13-20-227. Mercyhurst-Mitch Phillis 27-39-2-296.

RECEIVING: Ulndy-Tyran Fakes 6-126; Albert Spears 4-43; Nick Johnson 3-58. Mercyhurst-Josh Szeluga 7-53; Aaron Haynes 5-116; Brandon Hill 5-64; Frank Ziegler 4-46; Richard Stokes 4-minus 6; Max Khuri 1-20; Andrew Bukta 1-3.

INTERCEPTIONS: Ulndy-Brandon Umphress 1-2; Leonard Bush 1-minus 2. Mercyhurst-C. Gleisner 2-43.

FUMBLES: Ulndy-Jimmy Ladd 1-0. Mercyhurst-Theo Hall 1-1.

SACKS (UA-A): Ulndy-Trent Harris 1-0; Randall Courtney 1-0. Mercyhurst-None.

Stadium: Tullio Field

Attendance: 888

Kickoff time: 1:30 PM

End of Game: 4:20 PM

Total elapsed time: 2:50

Officials: Referee: Shawn Smith; Umpire: Jamie Hinojosa; Linesman: David Siegle; Line judge: Brian Gurwin; Back judge: Eric VanHevel;

Field judge: Rick Jackson; Side judge: Tom Rau; Scorer: Ethan Hulsey;

Temperature: 53

Wind: SSW

Weather: Clear and sunny

	Ulndy	MC
FIRST DOWNS	26	20
RUSHES-YARDS (NET)	50-236	27-71
PASSING YDS (NET)	227	296
Passes Att-Comp-Int	20-13-2	39-27-2
TOTAL OFF. PLAYS-YDS	70-463	66-367
Fumble Returns-Yards	0-0	0-0
Punt Returns-Yards	0-0	0-0
Kickoff Returns-Yards	4-30	7-138
Interception Returns-Yards	2-0	2-43
Punts (Number-Avg)	0-0.0	3-41.3
Fumbles-Lost	1-0	1-1
Penalties-Yards	8-59	6-66
Possession Time	31:00	29:00
Third-Down Conversions	8 of 12	7 of 14
Fourth-Down Conversions	1 of 3	2 of 3
Red-Zone Scores-Chances	4-4	5-5
Sacks By: Number-Yards	2-14	0-0



2007 BOXSCORES

November 10, 2007

	1	2	3	4	ot	F
Ulndy	14	7	0	14	7	42
NU	7	14	0	14	10	45

MIDLAND, Mich.- Chris Kollias' 41-yard field goal in the second overtime propelled host Northwood to a 45-42 win over Indianapolis at Hantz Field. In a game that saw each team lead by as many as 14 points and 87 total points scored combined in the contest, it was NU's defense in the second overtime that proved to be the difference.

Ulndy got on the board first, needing just three plays from scrimmage to take a 7-0 lead. Casey Gillin found Craig Ray for a 46-yard catch-and-run to stake the Hounds to an early advantage.

The woodbone offense of Northwood would answer on the next possession as signal-caller Spencer Klukowski rushed five times and completed his only pass to setup Antoine Ivy's 1-yard scoring rush to tie the score, 7-7. From there, the Greyhounds looked to be in control. Eric Wright tallied his school-record-tying 13th rushing touchdown of the season, followed by another Ray TD reception to put Ulndy up, 21-7.

Following a fourth-down stop, the Greyhound offense was poised to take a commanding lead, but Jace Morrison's 37-yard field goal was short. NU then scored on a pass from Klukowski to Quillan Mathis to slice the lead in half, 21-14.

On the ensuing kickoff, momentum clearly swung back to the home team when Antonio Dixon forced a Brandon Axum fumble, giving the Timberwolves the ball back deep in Ulndy territory. The Wolves took advantage, knotting the score with just over a minute left in the half on Darrell Dunnom's 2-yard scamper.

With Northwood receiving the ball first in the second half, the Wolves looked to garner its first lead, but the Hounds defense was up to the challenge. On second and long, Randall Courtney sacked Klukowski for a loss of 11, then Leonard Bush picked-off a pass on the next play to snuff out the threat.

NU, upon changing quarterbacks, recorded a pair of touchdowns in the fourth quarter to take a 35-21 advantage with 7:38 to play in regulation. Gillin engineered a quick 7-play drive that took just 2:00 capped by a TD toss to Tyran Fakes to get it back within a possession at 35-28.

After the defense gave Ulndy the ball back on a three-and-out, Wright found the endzone again



from 15 yards out and the extra point tied the score at 35-35. The Greyhounds had to dodge one final bullet, as Northwood drove the ball down to the Greyhound 32 with :05 remaining, but Kollias' 49-yard field goal attempt in the final play of regulation was just shy, forcing overtime.

In the first extra period, NU quarterback Eric Chrisinske charted his third throwing score, hitting Quillan Mathis for a 21-yard strike and a 42-35 advantage. On the Greyhounds' possession, the Timberwolves defense stuffed three straight plays at the 1-yardline before Gillin faked to Wright and rushed around the left end for the score forcing a second extra frame.

A fourth-down stop by Northwood put the T'Wolves in the driver's seat in the second OT. Needing just a field goal to claim victory, Kollias split the uprights from 41 yards out and NU escaped with the 45-42 win.

Courtney had a big day defensively for the Greyhounds, registering three sacks among five tackles for loss and a team-high 12 total tackles. Wright finished the day with 95 yards rushing on 24 attempts with two scores.

SCORING SUMMARY:

Time	Score	Player	Description
1st 13:23	Ulndy	Craig Ray	46 yd pass from Casey Gillin (Jace Morrison kick), 3-50 1:37, UI 7 - NU 0
08:52	NU	Antoine Ivy	1 yd run (Chris Kollias kick), 9-69 4:25, UI 7 - NU 7
05:26	Ulndy	Eric Wright	9 yd run (Jace Morrison kick), 10-60 3:18, UI 14 - NU 7
2nd 12:42	Ulndy	Craig Ray	18 yd pass from Casey Gillin (Jace Morrison kick), 11-72 5:20, UI 21 - NU 7
03:31	NU	Quillan Mathis	34 yd pass from S. Klukowski (Chris Kollias kick), 5-80 2:08, UI 21 - NU 14
01:07	NU	Darrell Dunnom	2 yd run (Chris Kollias kick), 6-24 2:13, UI 21 - NU 21
4th 11:57	NU	Antoine Carr	26 yd pass from Eric Chrisinske (Chris Kollias kick), 7-80 2:01, UI 21 - NU 28
07:38	NU	Quillan Mathis	30 yd pass from Eric Chrisinske (Chris Kollias kick), 7-54 2:57, UI 21 - NU 35
05:27	Ulndy	Tyran Fakes	8 yd pass from Casey Gillin (Jace Morrison kick), 7-73 2:00, UI 28 - NU 35
02:03	Ulndy	Eric Wright	15 yd run (Jace Morrison kick), 6-46 2:02, UI 35 - NU 35
OT 15:00	NU	Quillan Mathis	21 yd pass from Eric Chrisinske (Chris Kollias kick), 15-0 0:00, UI 35 - NU 42
15:00	Ulndy	Casey Gillin	1 yd run (Jace Morrison kick), 15-0 0:00, UI 42 - NU 42
15:00	NU	Chris Kollias	41 yd field goal, 4-1 15:00, UI 42 - NU 45

RUSHING: Ulndy-Eric Wright 24-95; Casey Gillin 18-53; Tosin Ikadabo 1-18; Craig Ray 1-2. Northwood-S. Klukowski 18-74; Antoine Ivy 11-56; Eric Chrisinske 11-35; Casey Steffen 9-25; Darrell Dunnom 3-15; Nick Violette 1-2.

PASSING: Ulndy-Casey Gillin 19-32-0-236. Northwood-Eric Chrisinske 6-13-0-118; S. Klukowski 11-12-1-119.

RECEIVING: Ulndy-Albert Spears 4-46; Seth Pickett 4-36; Nick Johnson 3-27; CraigRay 2-64; Cole Willis 2-24; Eric Wright 2-21; Tyran Fakes 2-18. Northwood-Quillan Mathis 6-129; Darrell Dunnom 4-45; M. Gillmore 3-30; Antoine Carr 3-28; Casey Steffen 1-5.

INTERCEPTIONS: Ulndy-Leonard Bush 1-3. Northwood-None.

FUMBLES: Ulndy-Casey Gillin 2-1; Brandon Axum 1-1. Northwood-Eric Chrisinske 1-0.

Stadium: Hantz Stadium Attendance: 1619
 Kickoff time: Noon End of Game: 3:29 Total elapsed time: 3:29
 Officials: Referee: Mike McCann; Umpire: Ken Zelmanski; Linesman: J. Valentine;
 Line judge: James Boer; Back judge: M. Maday; Field judge: Patrick Clark;
 Side judge: Mike Kavulich; Scorer: Travis McCurdy;
 Temperature: 45 Wind: NNE 2 Weather: Partly Cloudy

	Ulndy	NU
FIRST DOWNS	26	23
RUSHES-YARDS (NET)	44-168	53-207
PASSING YDS (NET)	236	237
Passes Att-Comp-Int	32-19-0	25-17-1
TOTAL OFF. PLAYS-YDS	76-404	78-444
Fumble Returns-Yards	0-0	0-0
Punt Returns-Yards	1-5	1-5
Kickoff Returns-Yards	6-104	6-104
Interception Returns-Yards	1-3	0-0
Punts (Number-Avg)	2-38.5	3-30.7
Fumbles-Lost	3-2	1-0
Penalties-Yards	6-54	10-83
Possession Time	28:23	46:37
Third-Down Conversions	6 of 14	7 of 17
Fourth-Down Conversions	3 of 5	3 of 5
Red-Zone Scores-Chances	4-6	2-2



The Great Lakes Intercollegiate Athletic Conference (GLIAC) is comprised of 13 institutions, 12 from the former Midwest Intercollegiate Football Conference (1990-98). Tiffin University will join in 2008-09 while Mercyhurst and Gannon depart to join the Pennsylvania State Athletic Conference.

Joining Ulndy in the GLIAC are Ashland, Ferris State, Findlay, Grand Valley State, Hillsdale, Michigan Tech, Northern Michigan, Northwood, Saginaw Valley State, Tiffin and Wayne State.

GLIAC teams have competed in the NCAA II football playoffs in 16 of the past 17 years, with Grand Valley State winning the ESPN-televised championship games in 2002, 2003, 2005 and 2006.

The GLIAC marks the fifth conference in which Indianapolis has competed. The Greyhounds began play in the Hoosier College Conference in 1947, winning the league title that season and in 1953, 1954, 1955 and 1960. The Hounds moved to the Indiana Collegiate Conference in 1971. In 1978, the ICC became the Heartland Collegiate Conference with the addition of universities from Ohio and Kentucky. Indianapolis then played from 1977-89 in the HCC. The Greyhounds captured the first HCC championship in 1978 and they added another crown in 1981.

2007 Indianapolis Academic All-GLIAC Selections (17)

Anthony Bova	Sr.	Health/Physical Education
Alex Byrnes	So.	Health/Physical Education
Randall Courtney	So.	Sports Management
Zach Dennis***	Sr.	Chemistry
Tim Dury	So.	Management
Jimmy Fleshman****	Sr.	Law Enforcement
Stephen Geller	So.	Undecided
Jimmy Ladd	Jr.	Management
Matt Michuda	So.	Psychology
Lynn Panko**	Jr.	Exercise Science
Adam Prichard	So.	Law Enforcement
Kevin Shaw***	Sr.	Entrepreneurship
Jason Smith**	Jr.	Information Systems
Brandon Umphress**	Jr.	Biology
Jamel Williams**	Jr.	Sports Marketing
Cole Willis	So.	Communications
Eric Wright**	Jr.	Information Systems

2007 Indianapolis All-GLIAC Selections

First Team- Kenneth Akridge, DB, Leonard Bush, LB, Jimmy Fleshman, DL, Kevin Shaw, DB; Second Team- Zach Dennis, OL, Eric Wright, RB; Honorable Mention- Randall Courtney, Tim Dury, Casey Gillin, Trent Harris, Seth Pickett, Eric Quintana.

1990-2006 Indianapolis First Team All-GLIAC/MIFC Selections:

Tarron Acuff, Ken Akridge, Jeff Barnaby, Neal Blank, Tim Bless, Tim Bohman, Leonard Bush, Brian Campbell, Nick Childers, Craig Cothron, Brad Crawford, Jimmy Detherage, Jimmy Fleshman, Stephane Fortin, Todd Gecewicz, Josh Gentry, Dawayne Gilbert, Mike Gillock, Robert Green, Gary Griffin, Kenny Harden, Deon Harding, Marty Heelam, Kenny Helmuth, Kevin Hergott, David Hoffman, Joe Hornett, Brian Hulst, Jeremy Hurd, Gary Isza, Craig Jenkins, Sean Jones, Tony Jones, Pete Koulianos, Kevin Kreinhagen, Brian Lauck, Ted Liette, Carl Lile, Cesaré Manning, Greg Matheis, Jeff Mitchell, Corey Miles, Brian Monahan, Andy Moore, Chad Neal, Dennis Nisbet, David Nobbe, Nick Parker, Matt Porter, Chuck Powell, Bruce Renner, Lance Riegle, Brad Roberts, J. D. Roberts, Walter Robinson, Willie Savage, Chad Schulte, B.J. Schlicher, Kevin Shaw, Phil Shibban, Brock Smith, David Smith, Eric Smith, Scott Snodgrass, Shawn Sommers, Pat Spray, Johnnie Stewart, Kevin Templeman, Craig Thomas, Troy Tinsley, Marquis Tolliver, Chris Volz, Josh Vondersaar, Loren Weeks, Chad Wiechart.

Indianapolis GLIAC/MIFC School Records

GLIAC/MIFC Record	8-2	1998
GLIAC/MIFC Finish	2nd	1998
GLIAC/MIFC Start	5-0	1997
GLIAC/MIFC Home Record	4-0	1997
GLIAC/MIFC Away Record	4-1	1998, 2001
GLIAC/MIFC Winning Streak	7	1998-99
GLIAC Home Winning Streak	5	1998-99
GLIAC Away Winning Streak	4	1998-99, 2001
Points, Game	59	vs. Mich. Tech, 9-20-03

GLIAC/MIFC Records held by Greyhounds

Pass Attempts, Career-1,054, Kevin Kreinhagen, 1995-98
 Completions, Game-39, Matt Kohn vs. Michigan Tech, 9-20-03
 Passing Yards, Game-645, Matt Kohn vs. Michigan Tech, 9-20-03
 Passing Yards, Game, Two Players-525 B.J. Schlicher (461) and Andy Owen (64) at Saginaw Valley, 9-23-00
 Passing Yards by Freshman, Game-461, Schlicher at SVSU (9-23-00)
 Passing Yards by Freshman, Season-2,324, B.J. Schlicher, 2000
 Receiving Yards, Game, Two Players-377, Cesare Manning (246) & Rob Mager (131) vs. Michigan Tech, 9-20-03
 Total Offense, Game-652, Matt Kohn vs. Michigan Tech, 9-20-03
 All-Purpose Yds., Game and Per Play-364 yards on 14 plays (26.0), Craig Cothron at Northwood, 10-10-98
 Punt Return TDs, Game, Season-2, Craig Cothron at NU, 10-10-98
 Punt Return Avg., Game-55.0 (3-165), Craig Cothron at Northwood
 Longest Interception Return-100, Chris Volz vs. Mercyhurst, 9-30-00
 Interception Return TD's, Game, Season, Career-2, Chris Volz vs. Mercyhurst, 9-30-00; Tony Jones at Valpo, 10-20-90
 First Downs, Game, Two Teams-38 vs. Michigan Tech (30), 9-20-03
 Passing 1st Downs, Game, 2 Teams-28 vs. Mich. Tech (14), 9-20-03
 Plays, Game, Two Teams-179, Ulndy (94) vs. MTU (85), 9-20-03
 Completions, Game, 2 Teams-39 vs. Michigan Tech (23), 9-20-03
 Passing Yards, Game-645 vs. Michigan Tech, 9-20-03
 Passing Yards, Season-3,130, 2003
 Kickoff Return Yards, Season-1,226, 1992
 Interceptions, Game-6, vs. N. Mich., 9-8-01; at Wayne St., 10-27-01
 Interception Return Yards, Game-197, vs. Mercyhurst, 9-30-00
 Interception Return Average, Game-39.4 (5-197), vs. Mercyhurst
 4th Qtr. Pts., Two Teams-41, UI (27) at Northwood (14), 10-10-98
 Overtime Points, Season-13, 2001 and 2004

2007 GLIAC Standings

Team	GLIAC			OVERALL		
	W	L	Pct.	W	L	Pct.
Grand Valley State	9	0	1.000	12	1	.923
Ashland	8	1	.889	8	2	.800
Hillsdale	7	3	.700	8	3	.727
Ferris State	6	4	.600	7	4	.636
Michigan Tech	6	4	.600	6	5	.545
Indianapolis	5	5	.500	6	5	.545
Northwood	5	5	.500	5	5	.500
Northern Michigan	5	5	.500	5	5	.500
Findlay	4	6	.400	5	6	.455
Mercyhurst	3	7	.300	4	7	.364
Saginaw Valley State ^	3	7	.300	3	7	.300
Wayne State	2	8	.200	3	8	.273
Gannon	1	9	.100	1	10	.091

^Standings reflect SVSU forfeits to Gannon, Ferris State, Northern Michigan and Findlay.



2008 OPPONENTS

Kentucky Wesleyan August 28, 2008



Location: Owensboro, Ky.
 Enrollment: 900
 Nickname: Panthers
 Colors: Purple and White
 Stadium: Steele (3,000)
 Conference: Great Lakes Football Conference
 Athletic Dir: Gary Gallup
 Head Coach: Brent Holsclaw (KWC, '93)
 Record at KWC/Career: 6-26*, (6th year)/ same
**Doesn't include 21 games (5-16) later vacated by NCAA, onfield record 11-42.*
 Assistant Coaches: David Arnold, Randy Bergman, Greg Brown, Tom Parry, Erick Salisbury and Art Tolliver
 SID: Roy Pickerill
 Office: (270) 852-3347
 Series Record: First meeting

Kentucky Wesleyan

First meeting

Grand Valley State September 6, 2008



Location: Allendale, Mich.
 Enrollment: 23,464
 Nickname: Lakers
 Colors: Blue, Black and White
 Stadium: Lubbers Stadium (8,550)
 Conference: Great Lakes Intercollegiate (GLIAC)
 Athletic Dir: Tim Selgo
 Head Coach: Chuck Martin (Millikin, '90)
 Record at GVSU/Career: 50-4 (5th year)/ same
 Assistant Coaches: Todd Kolster, Matt Mitchell, Eddie Brown, Jack Ginn, Matt Yoches, George Barnett, Dave Larkin, Dave Sartin, Nick Postma
 SID: Tim Nott
 Office: (616) 331-3275
 Series Record: Grand Valley State 17, Indianapolis 1

Grand Valley State

2007	O 13	Away	L	17-41*	1995	S 9	Away	L	0-56
2006	O 14	Home	L	7-33 *	1994	S 10	Home	L	24-35
2005	S 10	Home	L	13-29 \$	1993	S 25	Away	L	7-31
2004	S 11	Away	L	9-35 *	1992	S 26	Home	L	7-21
2003	N 8	Home	L	10-53#	1991	S 28	Away	L	13-31
2002	N 9	Away	L	13-50*	1990	S 22	Home	L	12-30
2001	O 13	Home	L	27-63	*GVSU ranked #1				
2000	O 14	Away	L	21-56	\$ GVSU ranked #2				
1999	S 18	Away	W	30-14	#GVSU ranked #4				
1998	S 19	Home	L	17-28					
1997	N 15	Away	L	14-23					
1996	N 16	Home	L	28-14					

Wayne State September 13, 2008



Location: Detroit, Mich.
 Enrollment: 30,280
 Nickname: Warriors
 Colors: Green and Gold
 Stadium: Adams Field (6,000)
 Conference: Great Lakes Intercollegiate (GLIAC)
 Athletic Dir: Rob Fournier
 Head Coach: Paul Winters (Akron, '80)
 Record at WSU/Career: 13-29 (5th season)/ same
 Assistant Coaches: John Hauser, Scott Kazmierski, Jim Meyer, Terry Heffernan, Steve Neal, Keith McKenzie, Chris Matsos, Jeff Reardon and Sherrell Rowland
 SID: Jeff Weiss Office: (313) 577-7542
 Series Record: Indianapolis 11, Wayne State 6

Wayne State

2007	O 20	Home	L	28-34	1996	S 14	Home	W	10-8
2006	O 21	Away	W	39-14	1995	S 23	Away	W	21-7
2005	S 24	Away	W	23-16	1994	S 24	Home	L	14-28
2004	S 25	Home	LOT	21-24	1993	S 4	Home	L	31-34
2001	O 27	Away	W	38-14	1992	S 5	Away	L	26-31
2000	O 28	Home	L	21-24	1991	S 7	Home	W	35-13
1999	O 16	Away	WOT	26-19	1990	S 1	Away	W	43-40
1998	O 17	Home	W	28-21	1973	O 6	Home	W	7-6
1997	S 13	Away	W	28-9					

Hillsdale September 20, 2008



Location: Hillsdale, Mich.
 Enrollment: 1,200
 Nickname: Chargers
 Colors: Royal Blue and White
 Stadium: Muddy Waters Stadium (8,500)
 Conference: Great Lakes Intercollegiate (GLIAC)
 Athletic Dir: TBA
 Head Coach: Keith Otterbein (Hillsdale '79)
 Record at HC/Career: 31-35 (7th year), 91-74-3 (14th year)
 Assistant Coaches: Barry Fagan, Craig Blanchard, Nate Shreffler, Aaron Shreffler, John Lindley, Pat Hornak, Nick Gurica, and Dr. John Willson
 SID: Brad Monasstiere
 Office: (517) 607-3172, (517) 607-3120
 Series Record: Hillsdale 13, Indianapolis 11

Hillsdale

2007	O 6	Home	W	34-30	1994	O 1	Away	L	0-37
2006	O 7	Away	L	13-14	1993	O 9	Away	L	7-14
2005	A 27	Home	W	29-21	1992	O 10	Home	L	10-36
2004	A 28	Away	LOT	43-49	1991	O 12	Away	L	7-35
2003	S 13	Home	W	31-10	1990	O 6	Home	L	14-40
2002	S 14	Away	W	24-17	1989	N 4	Away	L	24-38
2001	O 20	Away	WOT	20-17	1988	N 5	Home	L	7-22
2000	O 21	Home	W	16-14	1982	S 11	Away	L	7-24
1999	N 13	Home	W	34-9	1981	S 26	Home	L	14-24
1998	N 14	Away	W	34-7	1979	N 17	Away	W	19-10
1997	S 20	Home	W	17-10	1978	N 18	Home	W	35-24
1996	S 21	Away	L	14-24					
1995	S 30	Home	L	0-10					

2008 OPPONENTS



Saginaw Valley St. *September 27, 2008*



Location: University Center, Michigan
 Enrollment: 9,662
 Nickname: Cardinals
 Colors: Red, White and Blue
 Stadium: Harvey R. Wickes Stadium (4,028)
 Conference: Great Lakes Intercollegiate (GLIAC)
 Athletic Dir: Mike Watson
 Head Coach: Jim Collins (Wittenberg, '88)
 Record at SVSU/Career: 0-0 (1st year)/ 70-77 (15th season)
 Assistant Coaches: Todd Stepsis, Mike Ancona, Andre Griffin, Herb Haygood, Neil Baumgartner, Tesfa Smith, Larry Isom
 SID: Matt Woodbury
 Office: (989)964-4053
 Series Record: Saginaw Valley State 20, Indianapolis 6

Saginaw Valley State

2007	0 27	Home	L	24-29	1990	0 13	Home	L	13-16
2006	0 28	Away	L	16-23	1989	S 16	Away	W	34-31
2005	0 1	Home	L	7-27 #	1988	S 17	Home	W	22-21
2004	0 2	Away	L	14-62*	1987	S 26	Away	L	16-38
2003	0 4	Home	L	3-55 #	1986	S 20	Home	L	20-28
2002	0 5	Away	L	24-63 ^	1985	S 7	Away	W	24-17
2001	S 23	Home	L	14-17	1984	S 8	Home	W	35-6
2000	S 23	Away	L	34-46	1981	S 12	Home	W	21-10
1997	0 11	Away	L	17-31	1980	N 15	Away	W	28-7
1996	0 12	Home	L	14-20	1979	S 15	Home	L	12-29
1995	0 21	Away	L	6-42	1978	S 16	Away	L	7-21
1994	0 22	Home	L	21-42					
1993	0 16	Away	L	0-14					
1992	0 17	Home	L	0-42					
1991	0 19	Away	L	7-21					

*SVSU ranked #13
 # SVSU ranked #6
 ^ SVSU ranked #4



Ferris State *October 11, 2008*

Location: Big Rapids, Mich.
 Enrollment: 13,087
 Nickname: Bulldogs
 Colors: Crimson and Gold
 Stadium: Top Taggart Field (6,200)
 Conference: Great Lakes Intercollegiate (GLIAC)
 Athletic Dir: Tom Kirinovic
 Head Coach: Jeff Pierce (Ferris State, '79)
 Record at FSU/Career: 84-59 (14th season)/ same
 Assistant Coaches: Duane Wilson, Matt McCarthy, Ken Conlin, Jason Rebrovich, Tony Rosso, Rick Williams, Chris Reese
 SID: Rob Bentley
 Office: (231) 591-3821
 Series Record: Ferris State 15, Indianapolis 11, 1 Tie

Ferris State

2005	S 17	Away	W	7-3	1990	0 27	Home	L	15-29
2004	S 18	Home	L	14-24	1989	S 9	Home	L	21-38
2003	N 15	Away	W	35-20	1988	S 10	Away	L	21-34
2002	N 16	Home	W	17-14	1987	S 12	Home	W	35-19
2001	N 10	Away	LOT	13-16	1986	S 6	Away	W	35-13
2000	N 11	Home	L	28-38	1985	S 21	Home	W	24-17
1997	S 6	Home	W	33-21	1984	S 22	Away	W	47-0
1996	S 7	Away	L	19-30	1983	S 24	Home	W	30-0
1995	S 16	Home	L	0-50	1982	S 25	Away	W	21-17
1994	S 17	Away	L	7-44	1980	S 20	Home	Tie	14-14
1993	0 30	Away	L	26-40	1960	0 15	Home	L	0-19
1992	0 31	Home	L	13-54	1959	N 7	Away	L	7-29
1991	N 2	Away	L	6-21	1954	0 30	Home	L	0-12
					1953	0 31	Away	W	19-7

Northwood *October 4, 2008*



Location: Midland, Mich.
 Enrollment: 1,973
 Nickname: Timberwolves
 Colors: Columbia Blue and White
 Stadium: Hantz Stadium (3,000)
 Conference: Great Lakes Intercollegiate (GLIAC)
 Athletic Dir: Pat Riepma
 Head Coach: Mike Sullivan (SVSU, '98)
 Record at NU/Career: 0-0 (1st season)/ same
 Assistant Coaches: Malen Luke, Tyson Silveus, Leonard Haynes, Mike Gaken, Ted Egger, Kyle Kolbe, Scott Fisher
 SID: Travis McCurdy
 Office: (989) 837-4239
 Series Record: Northwood 12, Indianapolis 6, 2 Ties

Northwood

2007	N 10	Away	L (2ot)	42-45	1987	S 19	Home	W	48-16
2006	N 11	Home	L	0-23	1986	S 13	Away	Cancelled	
2003	0 11	Away	L	7-52	1985	S 14	Away	Tie	7-7
2002	0 12	Home	L	38-40	1984	S 15	Home	W	19-7
1999	0 9	Home	L	8-17	1983	S 17	Away	L	23-24
1998	0 10	Away	L	41-43	1982	S 18	Home	L	7-20
1997	0 18	Home	W	24-19	1981	S 19	Away	L	6-0
1996	0 19	Away	L	10-20	1980	S 13	Home	L	0-31
1995	0 28	Home	W	30-25	1981	S 12	Home	W	21-10
1994	0 29	Away	Tie	17-17	1980	N 15	Away	W	28-7
1993	0 2	Home	L	19-24	1979	S 15	Home	L	12-29
1989	S 23	Home	W	28-14	1978	S 16	Away	L	7-21
1988	S 24	Away	W	56-36					

Michigan Tech *October 18, 2008*



Location: Houghton, Mich
 Enrollment: 6,738
 Nickname: Huskies
 Colors: Silver, Gold and Black
 Stadium: Sherman Field (3,000)
 Conference: Great Lakes Intercollegiate (GLIAC)
 Athletic Dir: Suzanne Sanregret
 Head Coach: Tom Kearly (Winona State, '80)
 Record at MTU/Career: 12-9 (3rd season)/ same
 Assistant Coaches: Tim Driscoll, Butch Barry, Eric leuter, Ted Holmstrom, Josh Hager, Ken Klein, Dave Dokman, Brad Ruhanen
 SID: Wes Frahm
 Office: (906) 487-2351
 Series Record: Michigan Tech 7, Indianapolis 5

Michigan Tech

2007	S 8	Away	L	30-44
2006	S 9	Home	W	34-31
2005	S 3	Away	L	6-24
2004	S 4	Home	L	10-17
2003	S 20	Home	WOT	59-52
2002	S 21	Away	LOT	24-32
2001	S 15	Away	WOT	34-31
2000	S 16	Home	L	33-35
1997	S 27	Away	W	35-29
1996	S 28	Home	L	14-19
1995	0 7	Away	L	14-21
1994	0 8	Home	W	20-18



2008 OPPONENTS

Tiffin

October 25, 2008



Location: Tiffin, Ohio
 Enrollment: 2,400
 Nickname: Dragons
 Colors: Green and Gold
 Stadium: Frost-Kalnow Stadium (4,500)
 Conference: Great Lakes Intercollegiate (GLIAC)
 Athletic Dir: Lonnie Allen
 Head Coach: Dave Walkoski (Toledo, '91)
 Record at TU/Career: 0-0 (1st season)/ same
 Assistant Coaches: Paul Smith, Pat Marinis, Marlin Lynch III, Ed Phillips
 SID: Shane O'Donnell
 Office: (419) 448-32882
 Series Record: First meeting.

Tiffin

First meeting between schools.

Northern Michigan

November 8, 2008



Location: Marquette, Mich.
 Enrollment: 9,400
 Nickname: Wildcats
 Colors: Old Gold and Olive Green
 Stadium: Superior Dome (8,000)
 Conference: Great Lakes Intercollegiate (GLIAC)
 Athletic Dir: Ken Godfrey
 Head Coach: Bernie Anderson (NMU, '78)
 Record at NMU/Career: 8-12 (3rd season)/ 101-108 (21 years)
 Assistant Coaches: Randy Awrey, Joe Ballard, Josh De St. Aubin, Eric Duchaj, Jeff Duvendeck, Dick Koski, Dan Mettlach and Tom Wender
 SID: Dave Faiella
 Office: (419) 289-5442
 Series Record: Northern Michigan 11, Indianapolis 5

Northern Michigan

2007	S 1	Home	W	22-20	1997	O 4	Home	W	12-10
2006	S 2	Away	L (ot)	20-27	1996	O 5	Away	L	9-38
2003	S 27	Away	L	17-49	1995	O 14	Home	L	14-28
2002	S 28	Home	L	10-24	1994	O 15	Away	L	12-38
2001	S 8	Home	W	45-7	1993	S 11	Away	L	14-20
2000	S 9	Away	L	28-31	1992	S 12	Home	W	32-10
1999	O 30	Away	L	7-19	1991	S 14	Away	L	20-31
1998	O 31	Home	W	44-17	1990	S 18	Home	L	22-47

Ashland

November 1, 2008



Location: Ashland, Ohio
 Enrollment: 6,500
 Nickname: Eagles
 Colors: Purple and Gold
 Stadium: Community Stadium (6,000)
 Conference: Great Lakes Intercollegiate (GLIAC)
 Athletic Dir: Bill Goldring
 Head Coach: Lee Owens (Bluffton, '77)
 Record at AU/Career: 26-16 (5th season)/ 66-77 (12 years)
 Assistant Coaches: Doug Geiser, Joey Lynch, Ray Frisbee, Nick Toth, Brad Wilson and Jerome Riase
 SID: Al King
 Office: (419)-289-5442
 Series Record: Ashland 17, Indianapolis 10

Ashland (10-17)

2005	N 5	Away	L	3-20	1989	O 7	Home	L	10-21
2004	N 6	Home	W	24-21	1988	O 8	Away	L	12-14
2003	N 1	Away	W	35-24	1987	O 3	Home	L	16-20
2002	N 2	Home	W	35-14	1986	S 27	Away	L	8-17
2001	N 3	Home	L	10-23	1985	S 28	Home	W	10-0
2000	N 4	Away	L	13-20	1984	S 29	Away	L	16-21
1999	N 6	Home	W	30-10	1983	O 1	Away	W	10-0
1998	N 7	Away	W	26-20	1982	O 2	Home	L	0-17
1997	N 8	Away	L	7-15	1981	O 3	Away	W	10-9
1996	N 9	Home	Wot	19-16	1980	S 27	Home	L	6-20
1993	N 6	Home	L	25-40	1977	N 12	Home	L	12-24
1992	N 7	Away	L	12-45	1955	O 15	Home	W	32-21
1991	N 9	Home	L	7-21	1954			L	0-6
1990	N 3	Away	L	17-20					

University of Indianapolis Football Coaching Records All-Time

Coach (Years)	W	L	T	.ct.
J. W. George (1924-26)	9	11	1	.452
Harry Good (1927-31)	13	22	4	.384
Ed Bright (1946)	3	4	0	.429
Angus Nicoson (1947-49, 54)	21	12	0	.636
Walt Bartkiewicz (1950-51)	8	8	1	.500
Dave Shaw (1952-53)	13	3	0	.813
Jim Wallace (1955-57)	12	14	2	.464
Jay Windell (1958-61)	17	18	1	.514
Paul Velez (1962-66)	14	29	2	.333
Ed Dwyer (1967-69)	4	21	1	.173
Dick Nyers (1970-71)	9	11	0	.450
Bill Bless (1972-93)	114	99	9	.534
Joe Polizzi (1994-)	75	76	1	.497
TOTALS	312	328	22	.488

TEAM RECORDS



Greyhounds Season-by-Season

Year	Record	Coach	Year	Record	Coach
1924	4-2-0	J. W. George	1974	5-5-0	Bill Bless
1925	3-4-0	J. W. George	1975	8-3-0	Bill Bless
1926	2-5-1	J. W. George	1976	6-4-0	Bill Bless
1927	2-3-2	Harry Good	1977	6-3-1	Bill Bless
1928	5-2-16	Harry Good	1978	7-3-0	Bill Bless
1929	4-4-0	Harry Good	1979	4-6-0	Bill Bless
1930	2-7-0	Harry Good	1980	5-4-2	Bill Bless
1931	0-6-1	Harry Good	1981	7-4-0	Bill Bless
1946	3-4-0	Ed Bright	1982	4-6-0	Bill Bless
1947	7-1-0	Angus Nicoson	1983	6-3-1	Bill Bless
1948	4-4-0	Angus Nicoson	1984	8-2-0	Bill Bless
1949	4-4-0	Angus Nicoson	1985	7-1-2	Bill Bless
1950	3-5-1	Walt Bartkiewicz	1986	7-2-0	Bill Bless
1951	5-3-0	Walt Bartkiewicz	1987	6-4-0	Bill Bless
1952	5-3-0	Dave Shaw	1988	5-4-1	Bill Bless
1953	8-0-0	Dave Shaw	1989	4-5-0	Bill Bless
1954	6-3-0	Angus Nicoson	1990	3-6-1	Bill Bless
1955	5-3-1	Jim Wallace	1991	2-8-0	Bill Bless
1956	4-5-0	Jim Wallace	1992	1-8-1	Bill Bless
1957	3-6-1	Jim Wallace	1993	2-9-0	Bill Bless
1958	3-6-0	Jay Windell	1994	2-7-1	Joe Polizzi
1959	3-5-1	Jay Windell	1995	3-8-0	Joe Polizzi
1960	6-3-0	Jay Windell	1996	4-7-0	Joe Polizzi
1961	5-4-0	Jay Windell	1997	8-3-0	Joe Polizzi
1962	1-6-2	Paul Velez	1998	8-2-0	Joe Polizzi
1963	3-6-0	Paul Velez	1999	7-4-0	Joe Polizzi
1964	3-6-0	Paul Velez	2000	3-8-0	Joe Polizzi
1965	6-3-0	Paul Velez	2001	7-4-0	Joe Polizzi
1966	1-8-0	Paul Velez	2002	5-6-0	Joe Polizzi
1967	1-7-1	Ed Dwyer	2003	6-5-0	Joe Polizzi
1968	2-6-0	Ed Dwyer	2004	4-7-0	Joe Polizzi
1969	1-8-0	Ed Dwyer	2005	6-5-0	Joe Polizzi
1970	3-6-0	Dick Nyers	2006	6-5-0	Joe Polizzi
1971	6-5-0	Dick Nyers	2007	6-5-0	Joe Polizzi
1972	4-6-0	Bill Bless	Yrs.	Won	Lost
1973	7-3-0	Bill Bless	70	312	328
					22
					.488

ALL TIME SERIES RECORDS

Opponent	1st Mtg.	W	L	T
Alma [Mich.]	1955	1	6	1
Anderson	1947	10	15	1
Ashland	1954	10	17	0
Ball State	1924	3	2	2
Beloit [Wis.]	1956	1	2	0
Butler	1930	7	19	2
Canterbury	1946	4	1	0
Cedarville [Ohio]	1951	1	0	0
Centre [Ky.]	1951	1	1	0
Chicago (Navy Pier)	1962	0	0	1
Darville Cent. Norm.	1924	1	3	0
Defiance [Ohio]	1947	1	0	0
DePauw	1928	6	3	0
Earlham	1924	13	14	0
Elmhurst [Ill.]	1952	1	0	0
Evansville	1929	13	4	1
Ferris State	1953	11	15	1
FINDLAY	1955	9	5	0
Franklin	1924	23	26	2
GANNON	2004	4	0	0
Georgetown [Ky.]	1978	7	3	0
GRAND VALLEY	1990	1	17	0
Hanover	1925	13	16	2
Heidelberg [Ohio]	1974	1	1	0
HILLSDALE	1978	11	13	0
Hiram [Ohio]	1953	1	0	0
Hope [Mich.]	1976	1	1	0
Huntington	1949	2	0	0
Illinois Benedictine	1978	2	0	0
Illinois-Chicago	1959	6	4	0
Indiana State	1930	1	4	0
Lincoln [Mo.]	1983	1	0	0
Manchester	1924	20	12	2
MERCYHURST	1998	6	4	0
MICH. TECH	1994	5	7	0
Murray State	1979	0	1	0
New Haven [Conn.]	1999	1	0	0
North Central [Ill.]	1957	0	2	0
NO. MICHIGAN	1990	5	11	0
NORTHWOOD	1980	6	12	2
Oakland City	1925	4	0	1
Ohio Northern	1963	0	2	0
Olivet [Mich.]	1961	1	5	0
Otterbein [Ohio]	1948	1	4	0
Principia [Ill.]	1959	4	1	0
Rose-Hulman	1927	8	8	2
SAGINAW VALLEY	1978	6	20	0
St. Francis [Ill.]	1988	5	3	0
SAINT JOSEPH'S	1971	25	10	1
Silent Hoosiers	1924	1	0	0
Slippery Rock [Pa.]	1995	0	1	0
Unv. of the South [Tenn.]	1974	1	1	0
Taylor	1949	14	9	0
Valparaiso	1929	13	10	2
Vincennes	1926	1	0	0
Wabash	1931	4	2	0
WAYNE STATE	1973	11	6	0
Westminster [Pa.]	1998	2	0	0
Wisconsin-Platteville	1980	1	1	0
Wittenberg	1975	0	1	0



The 1975 football team, led by Head Coach Bill Bless, advanced to the NCAA Division III playoffs.



SERIES RECORDS

All-Time Series Records (non-2007 opponents)

Alma [Mich.] (1-6-1)

1973	S 15	Away	W	23-20
1972	S 16	Home	L	13-15
1960		L	6-20	
1959		L	14-42	
1958		L	0-26	
1957		Tie	13-13	
1956		L	16-24	
1955	S 17	Away	L	0-20

Anderson (10-15-1)

1977	S 10	Away	W	38-28
1976	S 11	Home	W	21-20
1970		L	13-26	
1969		L	43-78	
1968		L	7-30	
1967		L	6-26	
1966		L	7-29	
1965		L	14-33	
1964		L	7-27	
1963		W	34-24	
1962		L	20-47	
1961		W	7-0	
1960		L	6-26	
1959		L	0-45	
1958		L	7-55	
1957		L	7-36	
1956		L	14-20	
1955	O 8	Away	W	13-6
1954		W	47-26	
1953		W	18-0	
1952		W	7-0	
1951		W	25-12	
1950		Tie	7-7	
1949	O 27	L	20-27	
1948		L	7-18	
1947		W	20-14	

Ball State (3-2-2)

1930	N 15	Away	L	0-20
1929	S 28	Away	W	7-0
1928	O 13	Away	Tie	6-6
1927	O 22	Home	Tie	12-12
1926	O 15	Away	L	0-35
1925	O 20	Away	W	6-0
1924	O 31	Home	W	13-2

Beloit (1-2)

1958		W	12-0
1957		L	7-19
1956		L	6-27

Butler (7-19-2)

1993	N 13	Home	W	34-21
1992	O 3	Away	L	6-28
1991	O 5	Home	L	3-22
1990	S 29	Away	Tie	9-9
1989	O 21	Away	L	25-31
1988	O 22	Home	Tie	13-13
1987	N 14	Away	L	20-35
1986	N 8	Home	W	28-25
1985	N 9	Away	L	17-18
1984	N 10	Home	W	20-10
1983	N 12	Home	L	26-6
1982	N 13	Away	L	7-14
1981	N 14	Home	W	16-14
1980	N 8	Away	L	6-7
1979	O 6	Home	W	14-13

1978	O 7	Away	L	7-20
1977	O 8	Home	W	30-11
1976	O 9	Away	L	6-24
1975	O 4	Home	L	7-44
1974	O 19	Away	L	26-29
1973	N 17	Away	L	14-21
1972	N 18	Home	L	7-8
1971	N 20	Away	W	17-12
1970	N 21	Away	L	0-35
1969	S 20	Away	L	0-57
1954	N 13	Away	L	7-13
1948		Away	L	7-68
1930	S 26	Away	L	0-46

Canterbury (4-1)

1950		L	6-7
1949	O 22	W	8-0
1948		W	20-7
1947		W	25-0
1946		W	6-0

Cedarville (1-0)

1951		W	20-6
------	--	---	------

Centre (1-1)

1952		W	31-28
1951		L	6-9

Chicago-North Pier (0-0-1)

1962		Tie	13-13
------	--	-----	-------

Danville Central Normal (1-3)

1927		L	0-20	
1926	N 11	Home	L	0-16
1925	O 30	Away	L	0-41
1924	O 24	Home	W	3-0

Defiance (1-0)

1947		W	12-6
------	--	---	------

DePauw (6-3)

1978	O 21	Away	W	26-0
1977	O 22	Home	W	31-3
1976	O 23	Away	W	14-12
1975	O 18	Home	W	27-0
1974	O 26	Away	L	7-16
1973	O 13	Home	W	12-7
1972	N 4	Away	W	14-0
1930	O 4	Away	L	7-39
1928	N 10	Away	L	0-25

Earlham (13-14)

1973	O 20	Home	W	26-2
1972	O 21	Away	W	14-6
1971		Away	L	17-21
1970		W	10-0	
1969		L	14-24	
1968		L	12-41	
1967		L	7-20	
1962		L	0-24	
1961		L	0-16	
1957		W	53-19	
1956		W	49-20	
1955	O 1	Home	W	16-6
1954		W	20-6	
1953		Home	W	7-0
1952		Away	L	21-33
1951		Away	L	0-3
1950		Home	L	19-40
1947		Home	W	19-0
1946		Away	W	13-7

1931		Away	L	0-37
1930		Home	W	13-6
1929		Away	L	9-12
1928	N 3	Home	W	12-6
1927		Away	W	18-0
1926	O 9	Home	L	0-9
1925	O 10	Away	L	0-13
1924	O 11	Away	L	7-20

Elmhurst (1-0)

1952		W	21-19
------	--	---	-------

Evansville (13-5-1)

1987	O 24	Away	W	27-24
1986	O 18	Home	W	25-24
1985	O 19	Away	W	38-17
1984	O 20	Home	W	17-7
1983	O 8	Home	Tie	27-27
1982	O 9	Away	L	7-10
1981	O 10	Home	W	28-6
1980	O 4	Away	W	29-2
1979	O 27	Away	W	20-6
1978	O 28	Home	W	20-7
1977	O 29	Away	W	24-21
1976	N 13	Home	W	22-15
1975	O 25	Away	W	17-10
1974	O 5	Home	L	20-28
1973	S 8	Home	W	10-2
1972	S 9	Home	L	14-47
1971	S 18	Away	L	21-33
1946		L	0-35	
1929		W	25-7	

Findlay (8-5)

2006	S 30	Home	W	34-16
2005	O 8	Away	W	28-0
2004	O 9	Home	W	42-26
2003	O 18	Home	W	22-19
2002	O 19	Away	L	10-14
2001	O 6	Home	W	26-8
2000	O 7	Away	LOT	28-34
1999	O 2	Away	L	7-14
1998	O 3	Home	W	33-12
1975	S 6	Home	W	54-8
1974	S 7	Away	W	8-6
1956		L	7-21	
1955	N 12	Away	L	7-41

Franklin (23-26-2)

1988	N 12	Away	W	40-34
1987	O 10	Away	W	24-14
1986	O 4	Home	W	19-7
1985	O 5	Away	Tie	14-14
1984	O 6	Home	W	7-6
1983	N 5	Away	W	18-14
1982	N 6	Home	L	6-54
1981	N 7	Away	W	40-34
1980	N 1	Home	W	28-21
1979	S 22	Away	L	13-21
1978	S 23	Home	W	31-7
1977	N 19	Away	L	21-53
1976	N 6	Home	L	9-27
1975	O 11	Away	W	37-22
1974	O 12	Home	W	23-10
1973	S 29	Away	W	34-32
1972	O 14	Home	L	10-26
1971		Away	L	14-33
1970		L	13-61	
1969		L	8-40	
1968		L	14-41	
1967		L	0-32	

1966		L	6-48	
1965		W	29-19	
1964		L	19-41	
1963		L	14-37	
1962		Tie	42-42	
1961		L	20-28	
1960		W	33-28	
1959		L	13-20	
1958		L	19-21	
1957		W	34-32	
1956		W	21-12	
1955	S 24	Away	W	20-13
1954		W	26-7	
1953		W	18-0	
1952		W	24-0	
1951		W	6-0	
1950		W	12-0	
1949	O 1	L	13-14	
1948		W	19-13	
1947		L	13-19	
1946		L	0-18	
1931		L	12-33	
1930		L	0-6	
1929		L	0-14	
1928	S 28	W	13-0	
1927		L	0-9	
1926	S 25	Away	L	6-39
1925	S 26	Away	L	0-31
1924	S 28	Away	L	0-28

First Game in Program History

Gannon (3-0)

2006	S 16	Away	W	49-14
2005	O 15	Home	W	27-20
2004	O 16	Away	W	27-24

Georgetown (7-3)

1987	O 31	Away	L	9-31
1986	O 25	Home	W	30-13
1985	O 26	Away	W	41-7
1984	O 27	Home	W	35-7
1983	O 22	Away	L	0-9
1982	O 23	Home	W	30-7
1981	O 24	Away	W	46-14
1980	O 18	Home	W	39-20
1979	N 10	Home	L	14-23
1978	N 11	Away	W	21-15

Hanover (13-16)

1971	N 6	Home	W	7-3
1970	N 7	Away	W	31-14
1969	N 8	Home	L	35-44
1968	N 9	Away	W	18-13
1967	S 30	Away	L	2-27
1966	O 1	Home	L	0-19
1965	O 2	Away	W	21-13
1964	O 3	Home	W	20-13
1963	N 2	Away	W	20-14
1962	N 3	Home	W	19-14
1961	N 4	Away	L	6-7
1960	N 5	Home	W	27-13
1959	S 25	Away	L	26-32
1958	S 27	Home	L	0-20
1957	S 28	Away	L	19-52
1956	S 29	Home	L	14-39
1955	O 22	Home	L	13-19
1954	O 23	Away	W	45-19
1953	O 24	Home	W	18-6
1952	O 25	Away	L	0-20
1951	O 27	Home	L	0-20
1950	O 7	Away	L	0-6

1949	N 5	Home	L	6-21
1948	N 6	Away	L	12-44
1947	N 8	Home	W	26-14
1946	N 9	Away	W	7-0
1931		Tie	0-0	
1928	O 27	Tie	0-0	
1927		W	7-6	
1926	N 6	Away	L	0-14
1925	N 7	Home	L	0-6

Heidelberg (1-1)

1975	S 27	Away	W	28-20
1974	S 28	Home	L	13-20

Hiram (1-0)

1953		Away	W	25-13
------	--	------	---	-------

Hope (1-1)

1977	S 24	Home	W	21-17
1976	S 25	Away	L	14-33

SERIES RECORDS



1953 W 31-14
 1952 L 13-14
 1951 W 19-0
 1950 W 31-26
 1949 O 15 W 13-0
 1948 W 21-13
 1947 W 14-12
 1946 L 12-19
 1930 L 0-26
 1929 L 0-19
 1928 N 17 W 13-8
 1927 L 0-7
 1926 O 30 Away W 13-12
 1925 O 16 Home W 12-0
 1924 O 18 Away W 22-0

Mercyhurst (5-4)

2006 N 4 Home W 45-19
 2005 O 22 Home L 24-28
 2004 O 23 Away L 21-24
 2003 O 25 Away L 24-27
 2002 O 26 Home W 40-16
 2001 S 29 Away W 17-14
 2000 S 30 Home W 50-8
 1999 S 25 Away L 20-27
 1998 S 26 Home W 31-6

Murray State (0-1)

1979 O 20 Home L 7-21

New Haven (1-0)

1999 O 23 Home W 30-24

North Central (0-2)

1958 Home L 2-6
 1957 Home L 0-6

Oakland City (4-0-1)

1930 W 14-0
 1929 W 27-0
 1928 O 20 W 97-0
 1926 O 2 Away Tie 0-0
 1925 O 3 Home W 22-0

Ohio Northern (0-2)

1964 S 26 Home L 14-41
 1963 S 24 Away L 0-40

Olivet (1-5)

1966 L 7-40
 1965 W 10-7
 1964 L 0-34
 1963 L 13-20
 1962 L 21-26
 1961 L 6-22

Otterbein (1-4)

1967 L 19-26
 1966 L 7-19
 1965 W 14-7
 1964 L 7-35
 1948 L 0-46

Principia (4-1)

1971 Away W 21-14
 1970 W 33-16
 1963 L 12-21
 1960 W 19-14
 1959 W 12-7

Rose-Hulman (8-8-2)

1977 S 17 Away W 36-0
 1976 S 18 Home W 26-6
 1971 Home W 27-14
 1970 L 22-24
 1969 L 19-27
 1968 W 32-7
 1967 Tie 13-13
 1966 W 32-7
 1965 L 0-13
 1949 S 17 L 26-28
 1948 W 18-7
 1947 W 39-6
 1946 L 7-12
 1931 L 0-28
 1930 L 0-19
 1929 L 6-12
 1928 O 6 W 31-6
 1927 Tie 7-7

Saint Francis [Ill.] (5-3)

1998 O 24 Away W 40-25
 1997 O 25 Away W 50-24
 1996 O 26 Home W 24-17
 1995 N 4 Away L 0-27
 1994 N 5 Home W 30-27
 1993 O 23 Home L 17-20
 1989 O 14 Away L 14-48
 1988 O 15 Home W 36-35

Saint Joseph's (24-10-1)

2006 S 23 Home W 35-22
 2005 O 29 Away W 34-13
 2004 O 30 Home W 34-0
 2003 S 6 Away W 44-7
 2002 A 31 Home W 41-3
 2001 S 1 Away W 10-0
 2000 S 2 Home W 33-7
 1999 S 4 Away W 19-10
 1997 A 30 Home W 26-13
 1996 A 31 Away W^(ot) 28-21
 1995 N 11 Home W 14-0
 1994 N 12 Away L 0-19
 1993 S 18 Home W 33-14
 1992 S 19 Away Tie 24-24
 1991 S 21 Home W 28-10
 1990 S 15 Away W 26-17
 1989 O 28 Home W 52-49
 1988 O 29 Away L 34-50
 1987 N 7 Home W 42-21
 1986 N 1 Away W 23-17
 1985 N 2 Home W 41-7
 1984 N 3 Away W 23-22
 1983 O 15 Away W 14-7
 1982 O 16 Home W 9-7
 1981 O 17 Away L 0-9
 1980 O 11 Home L 21-34
 1979 S 29 Away L 7-28
 1978 S 30 Home W 17-0
 1977 O 1 Away L 19-21
 1976 O 2 Home L 10-17
 1975 S 13 Away W 38-8
 1974 N 2 Home W 28-12
 1973 N 3 Away L 14-16
 1972 O 28 Home L 6-35
 1971 S 11 Away L 7-24

Silent Hoosiers (1-0)

1924 O 4 Home W 26-6

Slippery Rock (0-1)

1995 S 2 Home L 10-38

Taylor (13-10)

1971 Home W 21-6
 1970 L 0-21
 1969 W 28-19
 1968 L 6-27
 1967 W 9-7
 1966 L 0-21
 1965 L 13-32
 1964 L 23-28
 1963 L 10-14
 1962 L 6-53
 1961 L 13-21
 1960 W 14-13
 1959 W 19-14
 1958 W 26-13
 1957 L 13-19
 1956 W 7-6
 1955 O 29 Home W 7-6
 1954 W 26-0
 1953 W 18-6
 1952 W 32-0
 1951 W 14-7
 1950 L 7-19
 1949 N 12 W 27-20

University of the South (1-1)

1975 N 8 Away L 36-40
 1974 S 14 Home W 13-0

Valparaiso (13-10-2)

1992 O 24 Away L 14-20
 1991 O 26 Home L 3-6
 1990 O 20 Away W 40-21
 1989 S 30 Away W 38-14
 1988 O 1 Home W 56-0
 1987 O 17 Home W 27-0
 1986 O 11 Away W 58-12
 1985 O 12 Home W 27-7
 1984 O 13 Away L 17-20
 1983 O 29 Home W 47-20
 1982 O 30 Away W 47-7
 1981 O 31 Home W 42-0
 1980 O 25 Away Tie 24-24
 1979 N 3 Home L 0-13
 1978 N 4 Away L 12-20
 1977 N 5 Home Tie 35-35
 1976 O 30 Away W 28-7
 1975 N 1 Home W 13-10
 1974 N 9 Away L 22-34
 1973 O 27 Away L 13-17
 1972 N 11 Away W 23-22
 1958 L 0-78
 1957 L 7-13
 1931 L 0-43
 1929 W 53-3

Vincennes (1-0)

1926 O 23 Home W 39-0

Wabash (4-3)

1976 O 16 Home W 41-6
 1975 S 20 Home W 9-8
 1974 S 21 Away W 17-7
 1973 S 22 Home W 57-0
 1972 S 23 Away L 14-20
 1971 Home L 14-20
 1931 L 0-20

1999 S 11 Home W 9-6

1998 S 5 Away W 26-0

Wisconsin-Platteville (1-1)

1981 S 5 Home L 14-31
 1980 S 6 Away W 23-19

Wittenberg (0-1)

1975 Away L 13-17
Division III playoffs



YEAR-BY-YEAR SCORES

1924 (4-2)
 Coach J.W. George
 S 28 at Franklin L 0-28
 O 4 SILENT HOOSIERS W 26-6
 O 11 at Earlham L 7-20
 O 18 at Manchester W 22-0
 O 24 Danville W 3-0
 O 31 Ball State W 13-2

1925 (3-4)
 Coach J.W. George
 S 26 at Franklin L 0-31
 O 3 Oakland City W 22-0
 O 10 at Earlham L 0-13
 O 16 Manchester W 12-0
 O 24 at Ball State W 6-0
 O 30 at Hanover L 0-6
 N 7 at Danville L 0-41

1926 (2-5-1)
 Coach J.W. George
 S 25 at Franklin L 6-39
 O 2 at Oakland City T 0-0
 O 9 Earlham L 9-20
 O 15 at Ball State L 0-35
 O 23 Vincennes W 39-0
 O 30 at Manchester W 13-12
 N 6 at Hanover L 0-14
 N 11 Danville L 0-16

1927 (2-3-2)
 Coach Harry Good
 S 24 at Franklin L 0-9
 O 1 Rose-Hulman T 7-7
 O 8 at Earlham W 18-0
 O 22 BALL STATE T 12-12
 O 29 Danville L 0-20
 N 5 Hanover W 7-6
 N 12 Manchester L 0-7

1928 (5-2-1)
 Coach Harry Good
 S 28 Franklin W 13-0
 O 6 at Rose-Hulman W 31-6
 O 13 at Ball State T 6-6
 O 20 Oakland City W 97-0
 O 27 at Hanover L 0-18
 N 3 EARLHAM W 12-6
 N 10 at DePauw L 0-25
 N 17 Manchester W 13-8

1929 (4-4)
 Coach Harry Good
 S 28 at Ball State W 7-0
 O 5 Franklin L 0-14
 O 12 Evansville W 25-7
 O 19 Rose-Hulman L 6-12
 O 26 at Earlham L 9-12
 N 2 Valparaiso W 53-3
 N 9 at Manchester L 0-19
 N 16 at Oakland City W 27-0

1930 (2-7)
 Coach Harry Good
 S 19 Oakland City W 14-0
 S 26 at Butler L 0-46
 O 4 at DePauw L 7-39
 O 11 Franklin L 0-6
 O 18 Indiana State L 7-18
 O 25 at Rose-Hulman L 0-19
 N 1 EARLHAM W 13-6
 N 8 Manchester L 0-26
 N 15 at Ball State L 0-20

1931 (0-6-1)
 Coach Harry Good
 S 26 Wabash L 0-20
 O 3 Franklin L 12-33
 O 10 Valparaiso L 0-43
 O 17 Indiana State L 0-19
 O 24 Rose-Hulman L 0-28
 O 31 Hanover T 0-0
 N 7 at Earlham L 0-37

1946 (3-4)
 Coach Ed Bright
 S 20 Canterbury W 6-0
 S 27 at Franklin L 0-18
 O 4 at Earlham W 13-7
 O 11 Manchester L 12-19
 O 24 at Rose-Hulman L 7-12
 N 1 Evansville L 0-35
 N 9 at Hanover W 7-0

1947 (7-1)
 Coach Angus Nicoson
 Hoosier College Conf. Champs
 S 20 Canterbury W 25-0
 S 27 Franklin L 13-19
 O 4 at Defiance W 12-6
 O 11 at Manchester W 14-12
 O 18 Rose-Hulman W 39-6
 O 24 EARLHAM W 19-0
 O 31 at Anderson W 20-14
 N 8 Hanover W 26-14

1948 (4-4)
 Coach Angus Nicoson
 S 25 at Butler L 7-68
 O 2 Manchester W 21-13
 O 9 at Otterbein L 0-46
 O 16 at Franklin W 19-13
 O 22 Canterbury W 20-7
 O 30 ANDERSON L 7-18
 N 6 at Hanover L 12-44
 N 13 at Rose-Hulman W 18-7

1949 (4-4)
 Coach Angus Nicoson
 S 17 Rose-Hulman L 26-28
 S 24 Huntington W 26-6
 O 1 Franklin L 13-14
 O 15 Manchester W 13-0
 O 22 Canterbury W 8-0
 O 27 at Anderson L 20-27
 N 5 Hanover L 6-21
 N 12 Taylor W 27-20

1950 (3-5-1)
 Coach Walt Bartkiewicz
 S 23 Huntington W 24-7
 S 30 Franklin W 12-0
 O 7 at Hanover L 0-6
 O 14 Manchester W 31-26
 O 21 Indiana State L 7-27
 O 28 ANDERSON T 7-7
 N 4 Canterbury L 6-7
 N 11 Taylor L 7-19
 N 18 EARLHAM L 19-40

1951 (5-3)
 Coach Walt Bartkiewicz
 S 22 Taylor W 14-7
 S 29 Franklin W 6-0
 O 6 at Earlham L 0-3
 O 13 at Anderson W 25-12
 O 20 Cedarville W 20-6
 O 27 Hanover L 0-20
 N 3 Centre L 6-9
 N 10 Manchester W 19-0

1952 (5-3)
 Coach Dave Shaw
 S 20 Taylor W 32-0
 S 27 Franklin W 24-0
 O 4 at Earlham L 21-33
 O 11 ANDERSON W 7-0
 O 18 Elmhurst W 21-19
 O 25 at Hanover L 0-20
 N 1 Centre W 31-28
 N 8 Manchester L 13-14

1953 (8-0)
 Coach Dave Shaw
 Hoosier College Conf. Champions
 S 20 Taylor W 18-6
 S 27 Franklin W 18-0
 O 3 EARLHAM W 7-6
 O 10 at Anderson W 18-0
 O 17 Hiram W 25-14
 O 24 Hanover W 18-6
 O 31 at Ferris State W 19-7
 N 7 Manchester W 31-13

1954 (6-3)
 Coach Angus Nicoson
 Hoosier College Conf. Champs
 S 18 Taylor W 26-0
 S 25 Franklin W 26-7
 O 2 Earlham W 20-6
 O 9 ANDERSON W 47-26
 O 16 Ashland L 0-6
 O 23 at Hanover W 45-19
 O 30 FERRIS STATE L 0-12
 N 6 Manchester W 45-21
 N 13 at Butler L 7-13

1955 (5-3-1)
 Coach Jim Wallace
 Hoosier College Conf. Champs
 S 17 at Alma L 0-20
 S 24 at Franklin W 20-13
 O 1 EARLHAM W 16-6
 O 8 at Anderson W 13-6
 O 15 ASHLAND W 32-21
 O 22 Hanover L 13-19
 O 29 Taylor W 7-6
 N 5 Manchester T 13-13
 N 12 Findlay L 7-41

1956 (4-5)
 Coach Jim Wallace
 S 15 Alma L 16-24
 S 22 Findlay L 7-21
 S 29 Hanover L 14-39
 O 6 Beloit L 6-27
 O 13 Manchester W 28-14
 O 20 at Anderson L 14-20
 O 27 Taylor W 7-6
 N 3 Franklin W 21-12
 N 10 Earlham W 49-20

1957 (3-6-1)
 Coach Jim Wallace
 S 14 at North Central L 0-6
 S 21 at Alma T 13-13
 S 28 at Hanover L 19-52
 O 5 BELOIT L 7-19
 O 12 at Manchester W 36-14
 O 19 ANDERSON L 7-36
 O 26 Taylor L 13-19
 N 2 Valparaiso L 7-13
 N 9 EARLHAM W 53-19
 N 16 at Franklin W 34-32

1958 (3-6)
 Coach Jay Windell
 S 13 North Central L 2-6
 S 20 Alma L 0-26
 S 27 Hanover L 0-20
 O 4 Beloit W 12-0
 O 11 Manchester W 15-13
 O 18 at Anderson L 7-55
 O 25 Taylor W 26-13
 N 1 Franklin L 19-21
 N 18 Valparaiso L 0-78

1959 (3-5-1)
 Coach Jay Windell
 S 18 Alma L 14-42
 S 25 at Hanover L 26-32
 O 3 Illinois-Chicago W 32-7
 O 10 Manchester T 26-26
 O 17 ANDERSON L 0-45
 O 24 Taylor W 19-14
 O 31 Franklin L 13-20
 N 7 at Ferris State L 7-29
 N 14 Principia W 12-7

1960 (6-3)
 Coach Jay Windell
 Hoosier College Conf. Champs
 S 17 Alma L 6-20
 S 24 Taylor W 14-13
 O 1 Illinois-Chicago W 42-0
 O 8 Manchester W 40-13
 O 15 FERRIS STATE L 0-19
 O 22 Franklin W 33-28
 O 29 at Anderson L 6-26
 N 5 Hanover W 27-13
 N 12 Principia W 19-14

1961 (4-5)
 Coach Jay Windell
 Taylor L 13-21
 Olivet L 6-22
 Indiana State W 26-20
 at Manchester W 20-14
 Illinois-Chicago W 6-0
 Franklin L 20-28
 O 28 ANDERSON W 7-0
 N 4 at Hanover L 6-7
 Earlham L 0-16

1962 (1-6-2)
 Coach Paul Velez
 S 15 Taylor L 6-53
 S 22 Olivet L 21-26
 S 29 Indiana State L 0-40
 O 6 Manchester L 7-19
 O 13 Chicago-North Pier T 13-13
 O 20 Franklin T 42-42
 O 27 at Anderson L 20-47
 N 3 Hanover W 19-14
 N 10 Earlham L 0-24

1963 (3-6)
 Coach Paul Velez
 S 14 Taylor L 10-14
 S 21 at Ohio Northern L 0-40
 O 5 Manchester L 18-38
 O 12 Illinois-Chicago W 26-6
 O 19 Franklin L 14-39
 O 26 ANDERSON W 34-24
 N 2 at Hanover W 20-14
 N 9 Olivet L 13-20
 N 16 Principia L 12-21

1964 (3-6)
 Coach Paul Velez
 S 19 Otterbein L 7-35
 S 26 Ohio Northern L 14-47
 O 3 Hanover W 20-13
 O 10 Illinois-Chicago W 34-24
 O 17 Taylor L 23-28
 O 24 Franklin L 19-41
 O 31 ANDERSON L 7-27
 O 7 Olivet L 0-34
 N 14 Manchester W 14-12

1965 (6-3)
 Coach Paul Velez
 S 18 Otterbein W 14-7
 S 25 Rose-Hulman L 0-13
 O 2 at Hanover W 21-13
 O 9 Illinois-Chicago W 22-6
 O 16 Taylor L 13-32
 O 23 Franklin W 29-19
 O 30 at Anderson L 14-33
 N 6 Olivet W 10-7
 N 13 Manchester W 40-27

1966 (1-8)
 Coach Paul Velez
 S 17 Otterbein L 7-19
 S 24 Rose-Hulman W 32-7
 O 1 Hanover L 0-19
 O 8 Illinois-Chicago L 2-21
 O 15 Taylor L 0-21
 O 22 Franklin L 6-48
 O 29 ANDERSON L 7-29
 N 5 at Olivet L 7-40
 N 12 Manchester L 3-12

1967 (1-7-1)
 Coach Ed Dwyer
 S 16 Otterbein L 19-26
 S 23 Illinois-Chicago L 6-7
 S 30 at Hanover L 2-27
 O 7 Rose-Hulman T 13-13
 O 14 Taylor W 9-7
 O 21 Franklin L 0-32
 O 28 at Anderson L 6-26
 N 4 Earlham L 7-20
 N 11 Manchester L 6-53

1968 (2-6)
 Coach Ed Dwyer
 S 21 Illinois-Chicago L 14-34
 S 28 Taylor L 6-27
 O 5 Manchester L 28-42
 O 12 Rose-Hulman W 32-7
 O 19 Franklin L 14-41
 O 26 at Anderson L 7-30
 N 9 Hanover W 18-13
 N 16 Earlham L 12-41

1969 (1-8)
 Coach Ed Dwyer
 S 20 at Butler L 0-57
 S 27 Taylor W 28-19
 O 4 Manchester L 8-41
 O 11 Rose-Hulman L 19-27
 O 18 Franklin L 8-40
 O 25 ANDERSON L 43-78
 N 1 Illinois-Chicago L 8-35
 N 8 Hanover L 37-44
 N 15 Earlham L 14-24

1970 (3-6)
 Coach Dick Nyers
 S 25 Taylor L 0-21
 O 3 Manchester L 10-20
 O 10 at Rose-Hulman L 22-24
 O 17 Franklin L 13-61
 O 24 at Anderson L 13-26
 O 31 Principia W 33-16
 N 7 at Hanover W 31-14
 N 14 Earlham W 10-0
 N 21 at Butler L 0-35

1971 (6-5)
 Coach Dick Nyers
 S 11 at Saint Joseph's L 7-44
 S 18 at Evansville L 21-33
 S 25 Taylor W 21-6
 O 2 at Manchester W 20-0
 O 9 Rose-Hulman W 27-14
 O 16 at Franklin L 14-33
 O 23 Wabash L 14-20
 O 30 at Principia W 21-14
 N 6 Hanover W 7-3
 N 13 at Earlham L 17-21
 N 20 at Butler L 17-12

1972 (4-6)
 Coach Bill Bless
 S 9 Evansville L 14-47
 S 16 ALMA L 13-15
 S 23 Wabash L 14-20
 O 7 at Manchester W 14-7
 O 14 Franklin L 10-26
 O 21 Earlham W 14-6
 O 28 Saint Joseph's L 6-35
 N 4 at DePauw W 14-0
 N 11 Valparaiso W 23-22
 N 18 BUTLER L 7-8

1973 (7-3)
 Coach Bill Bless
 S 8 Evansville W 10-2
 S 15 at Alma W 23-20
 S 22 Wabash W 57-0
 S 29 at Franklin W 34-32
 O 6 Wayne State W 7-6
 O 13 DePauw W 12-7
 O 20 Earlham W 26-2
 O 27 at Valparaiso L 13-17
 N 3 at Saint Joseph's L 14-16
 N 17 at Butler L 14-21

1974 (5-5)
 Coach Bill Bless
 S 7 at Findlay W 8-6
 S 14 Univ. of the South W 13-0
 S 21 at Wabash W 17-7
 S 28 Heidelberg L 13-20
 O 5 Evansville L 20-28
 O 12 Franklin W 23-10
 O 19 at Butler L 26-29
 O 26 at DePauw L 7-16
 N 2 Saint Joseph's W 28-12
 N 9 at Valparaiso L 22-34

YEAR-BY-YEAR SCORES



1975 (8-3) Coach Bill Bless NCAA III Playoffs S 6 Findlay W 54-8 S 13 at Saint Joseph's W 38-8 S 20 Wabash W 9-8 S 27 at Heidelberg W 28-20 O 4 Butler L 7-44 O 11 at Franklin W 37-22 O 18 De Pauw W 27-0 O 25 at Evansville W 17-10 N 1 Valparaiso W 13-10 N 8 at Univ. of the South L 36-40 NCAA III Playoffs N 22 at Wittenberg L 13-17	1981 (7-4) Coach Bill Bless Heartland Conf. Champions S 5 Wis. - Platteville L 14-31 S 12 Saginaw Valley W 21-10 S 19 at Northwood L 0-6 S 26 Hillsdale L 14-24 O 3 at Ashland W 10-9 O 10 Evansville W 28-6 O 17 at Saint Joseph's L 0-9 O 24 at Georgetown W 46-14 O 31 Valparaiso W 42-0 N 7 at Franklin W 40-34 N 14 Butler W 16-14	1987 (6-4) Coach Bill Bless S 12 Ferris State W 35-19 S 19 Northwood W 49-16 S 26 at Saginaw Valley L 16-38 O 3 Ashland L 16-20 O 10 at Franklin W 24-14 O 17 Valparaiso W 27-0 O 24 at Evansville W 27-24 O 31 at Georgetown L 9-31 N 7 Saint Joseph's W 42-21 N 14 at Butler L 20-35	1994 (2-7-1) Coach Joe Polizzi S 10 GRAND VALLEY L 24-35 S 17 at Ferris State L 7-44 S 24 WAYNE STATE L 14-38 O 1 at Hillsdale L 0-37 O 8 MICHIGAN TECH W 20-18 O 15 at No. Michigan L 12-38 O 22 SAGINAW VALLEY L 21-42 O 29 at Northwood T 17-17 N 5 ST. FRANCIS W 30-27 N 12 at Saint Joseph's L 0-19	2001 (7-4) Coach Joe Polizzi S 1 at Saint Joseph's W 10-0 S 8 NORTHERN MICH. W 45-7 S 15 at Mich. Tech (ot) W 34-31 S 22 SAGINAW VALLEY L 14-17 S 29 at Mercyhurst W 17-14 O 6 FINDLAY W 26-8 O 13 GRAND VALLEY L 27-63 O 20 at Hillsdale (2-ot) W 20-17 O 27 at Wayne State W 38-14 N 3 ASHLAND L 10-23 N 10 at Ferris State (2-ot) L 13-16	1976 (6-4) Coach Bill Bless S 11 Anderson W 21-20 S 18 Rose-Hulman W 26-6 S 25 at Hope L 14-33 O 2 Saint Joseph's L 10-17 O 9 at Butler L 6-24 O 16 Wabash W 41-6 O 23 at DePauw W 14-12 O 30 at Valparaiso W 28-7 N 6 Franklin L 9-27 N 13 Evansville W 22-15	1982 (4-6) Coach Bill Bless S 11 at Hillsdale L 7-24 S 28 Northwood L 7-20 S 25 at Ferris State W 21-17 O 2 Ashland L 0-17 O 9 at Evansville L 7-10 O 16 Saint Joseph's W 9-7 O 23 Georgetown W 30-7 O 30 at Valparaiso W 47-7 N 6 Franklin L 6-54 N 13 at Butler L 7-14	1988 (5-4-1) Coach Bill Bless S 10 at Ferris State L 21-34 S 17 SAGINAW VALLEY W 22-21 S 24 at Northwood W 56-36 O 1 VALPARAISO W 56-0 O 8 at Ashland L 12-14 O 15 ST. FRANCIS W 36-35 O 22 BUTLER T 13-13 O 29 at Saint Joseph's L 34-50 N 5 HILLSDALE L 7-22 N 12 at Franklin W 40-34	1995 (3-8) Coach Joe Polizzi S 2 SLIPPERY ROCK L 10-38 S 9 at Grand Valley L 0-56 S 16 FERRIS STATE L 0-50 S 23 at Wayne State W 21-7 S 30 HILLSDALE L 0-10 O 7 at Michigan Tech L 14-21 O 14 NORTHERN MICH. L 14-28 O 21 at Saginaw Valley L 6-42 O 28 NORTHWOOD W 30-25 N 4 at St. Francis L 0-27 N 11 SAINT JOSEPH'S W 14-0	2002 (5-6) Coach Joe Polizzi A 31 SAINT JOSEPH'S W 41-3 S 14 at Hillsdale W 24-17 S 21 at Mich. Tech (3-ot) L 24-32 S 28 NORTHERN MICH. L 10-24 O 5 at Saginaw Valley L 24-63 O 12 NORTHWOOD L 38-40 O 19 at Findlay L 10-14 O 26 MERCYHURST W 40-16 N 2 ASHLAND W 35-14 N 9 at Grand Valley L 13-50 N 16 FERRIS STATE W 17-14	1977 (6-3-1) Coach Bill Bless S 10 at Anderson W 38-28 S 17 at Rose-Hulman W 36-0 S 24 Hope W 21-17 O 1 at Saint Joseph's L 19-21 O 8 Butler W 30-11 O 22 De Pauw W 31-3 O 29 at Evansville W 24-21 N 5 Valparaiso T 35-35 N 12 Ashland L 12-24 N 19 at Franklin L 21-53	1983 (6-3-1) Coach Bill Bless S 10 Lincoln [MO] W 40-19 S 17 at Northwood L 23-24 S 24 Ferris State W 30-0 O 1 at Ashland W 10-0 O 8 Evansville T 27-27 O 15 at Saint Joseph's W 14-7 O 22 at Georgetown L 0-9 O 29 Valparaiso W 47-20 N 5 at Franklin W 18-14 N 12 Butler L 6-26	1989 (4-5) Coach Bill Bless S 9 FERRIS STATE L 21-38 S 16 at Saginaw Valley W 34-31 S 23 NORTHWOOD W 28-14 S 30 at Valparaiso W 38-14 O 7 ASHLAND L 10-21 O 14 at St. Francis L 14-48 O 21 at Butler L 25-31 O 28 SAINT JOSEPH'S W 52-49 N 4 at Hillsdale L 24-38	1996 (4-7) Coach Joe Polizzi A 31 at St Joseph's (ot) W 28-21 S 18 at Ferris State L 19-30 S 14 WAYNE STATE W 10-8 S 21 at Hillsdale L 14-24 S 28 MICHIGAN TECH L 14-19 O 5 at No. Michigan L 9-38 O 12 SAGINAW VALLEY L 14-20 O 19 at Northwood L 10-20 O 26 ST. FRANCIS W 24-17 N 9 ASHLAND (ot) W 19-16 N 16 GRAND VALLEY L 14-28	2003 (6-5) Coach Joe Polizzi S 6 at Saint Joseph's W 44-7 S 13 HILLSDALE W 31-10 S 20 MICH. TECH (ot) W 59-52 S 27 at No. Michigan L 17-49 O 4 SAGINAW VALLEY L 3-55 O 11 at Northwood L 7-52 O 18 FINDLAY W 22-19 O 25 at Mercyhurst L 24-27 N 1 at Ashland W 35-24 N 8 GRAND VALLE L 10-53 N 15 at Ferris State W 35-20	1978 (7-3) Coach Bill Bless Heartland Conf. Champ/ONS S 16 at Saginaw Valley L 7-21 S 23 Franklin W 31-7 S 30 Saint Joseph's W 17-0 O 7 at Butler L 7-20 O 14 at Ill. Benedictine W 14-13 O 21 at DePauw W 26-0 O 28 Evansville W 20-7 N 4 at Valparaiso L 12-20 N 11 at Georgetown W 21-15 N 18 Hillsdale W 35-24	1984 (8-2) Coach Bill Bless S 8 Saginaw Valley W 35-6 S 15 Northwood W 19-7 S 22 at Ferris State W 47-0 S 29 at Ashland L 16-21 O 6 Franklin W 7-6 O 13 at Valparaiso L 17-20 O 20 Evansville W 17-7 O 27 Georgetown W 35-7 N 3 at Saint Joseph's W 23-22 N 10 Butler W 20-10	1990 (3-6-1) Coach Bill Bless S 1 at Wayne State W 43-40 S 18 NO. MICHIGAN L 22-47 S 15 at Saint Joseph's W 26-17 S 22 GRAND VALLEY L 12-30 S 29 at Butler T 9-9 O 6 HILLSDALE L 14-40 O 13 SAGINAW VALLEY L 13-16 O 20 at Valparaiso W 40-21 O 27 FERRIS STATE L 15-29 N 3 at Ashland L 17-20	2004 (4-7) Coach Joe Polizzi A 28 at Hillsdale (4ot) L 43-49 S 4 MICHIGAN TECH L 10-17 S 11 at Grand Valle L 9-35 S 18 FERRIS STATE L 14-24 S 25 WAYNE STATE (ot) L 21-24 O 2 at Saginaw Valle L 14-62 O 9 FINDLAY W 42-26 O 16 at Gannon W 27-24 O 23 at Mercyhurst L 21-24 O 30 SAINT JOSEPH'S W 34-0 N 6 ASHLAND W 24-21	1979 (4-6) Coach Bill Bless S 15 Saginaw Valley St. L 12-29 S 22 at Franklin L 13-21 S 29 at Saint Joseph's L 7-28 O 6 Butler W 14-13 O 13 Ill. Benedictine W 34-0 O 20 Murray State L 7-21 O 27 at Evansville W 20-6 N 3 Valparaiso L 0-13 N 10 Georgetown L 14-23 N 17 at Hillsdale W 19-10	1985 (7-1-2) Coach Bill Bless S 7 at Saginaw Valley W 24-17 S 14 at Northwood T 7-7 S 21 Ferris State W 34-7 S 28 Ashland W 10-0 O 5 at Franklin T 14-14 O 12 Valparaiso W 27-7 O 19 at Evansville W 38-17 O 26 at Georgetown W 35-10 N 2 Saint Joseph's W 41-7 N 9 at Butler L 17-18	1991 (2-8) Coach Bill Bless S 7 WAYNE STATE W 35-13 S 14 at No. Michigan L 20-31 S 21 SAINT JOSEPH'S W 28-10 S 28 at Grand Valley L 13-31 O 5 BUTLER L 3-22 O 12 at Hillsdale L 7-35 O 19 at Saginaw Valley L 7-21 O 26 VALPARAISO L 3-6 N 2 at Ferris State L 6-21 N 9 ASHLAND L 7-21	2005 (6-5) Coach Joe Polizzi S 5 at Westminster W 26-0 S 19 GRAND VALLEY L 17-28 S 26 MERCYHURST W 31-6 O 3 FINDLAY W 33-12 O 10 at Northwood L 41-43 O 17 WAYNE STATE W 28-21 O 24 at St. Francis [IL] W 40-25 O 31 NORTHERN MICH. W 44-17 N 7 at Ashland W 26-20 N 14 at Hillsdale W 34-7	1986 (7-2) Coach Bill Bless S 6 at Ferris State W 35-13 S 20 Saginaw Valley ST. L 20-28 S 27 at Ashland L 8-17 O 4 Franklin W 19-7 O 11 at Valparaiso W 58-12 O 18 Evansville W 25-24 O 25 Georgetown W 30-13 N 1 at Saint Joseph's W 23-17 N 8 Butler W 28-25	1992 (1-8-1) Coach Bill Bless S 5 at Wayne State L 26-31 S 12 NORTHERN MICH. W 32-10 S 19 at Saint Joseph's T 24-24 S 26 GRAND VALLEY L 7-21 O 3 at Butler L 6-28 O 10 HILLSDALE L 10-36 O 17 SAGINAW VALLEY L 0-42 O 24 at Valparaiso L 14-20 O 31 FERRIS STATE L 13-54 N 7 at Ashland L 12-45	1999 (7-4) Coach Joe Polizzi S 4 at Saint Joseph's W 19-10 S 11 WESTMINSTER W 9-6 S 18 at Grand Valley W 30-14 S 25 at Mercyhurst L 20-27 O 2 at Findlay L 7-14 O 9 NORTHWOOD L 8-17 O 16 at Wayne State (ot) W 26-19 O 23 NEW HAVEN W 30-24 N 30 at No. Michigan L 7-19 N 6 ASHLAND W 30-10 N 13 HILLSDALE W 34-9	2006 (6-5) Coach Joe Polizzi S 2 at No. Michigan* (ot) L 20-27 S 9 MICHIGAN TECH* W 34-31 S 16 at Gannon* W 49-14 S 23 SAINT JOSEPH'S W 35-22 S 30 FINDLAY* W 34-16 O 7 at Hillsdale* L 13-14 O 14 GRAND VALLEY* L 7-33 O 21 at Wayne State* W 39-14 O 28 at Saginaw Valley* L 16-23 N 4 MERCYHURST* W 45-19 N 11 NORTHWOOD* L 0-23	1980 (5-4-2) Coach Bill Bless S 6 at Wisc. - Platteville W 23-19 S 13 Northwood L 0-31 S 20 Ferris State T 14-14 S 27 Ashland L 6-20 O 4 at Evansville W 29-2 O 11 Saint Joseph's L 21-34 O 18 Georgetown W 39-20 O 25 at Valparaiso T 24-24 N 1 Franklin W 28-21 N 8 at Butler L 6-7 N 15 at Saginaw Valley W 28-7	1993 (2-9) Coach Bill Bless S 4 WAYNE STATE L 31-34 S 11 at No. Michigan L 14-20 S 18 SAINT JOSEPH'S W 33-14 S 25 at Grand Valley L 7-31 O 2 NORTHWOOD L 19-24 O 9 at Hillsdale L 7-14 O 16 at Saginaw Valley L 0-14 O 23 ST. FRANCIS L 17-20 O 30 at Ferris State L 26-40 N 6 at Ashland L 0-27 N 13 BUTLER W 34-21	2000 (3-8) Coach Joe Polizzi S 2 SAINT JOSEPH'S W 33-7 S 9 at No. Michigan L 28-31 S 16 MICHIGAN TECH L 33-35 S 23 at Saginaw Valley L 34-46 S 30 MERCYHURST W 50-8 O 7 at Findlay (ot) L 28-34 O 14 at Grand Valley L 21-56 O 21 HILLSDALE W 16-14 O 28 WAYNE STATE L 21-24 N 4 at Ashland L 13-20 N 11 FERRIS STATE L 28-38	2007 (6-5) Coach Joe Polizzi S 1 NO. MICHIGAN* W 22-20 S 8 at Michigan Tech* L 30-44 S 15 GANNON* W 35-0 S 22 at Saint Joseph's W 42-16 S 29 at Findlay* W 34-3 O 6 HILLSDALE* W 34-30 O 13 at Grand Valley* L 17-41 O 20 WAYNE STATE* L 28-34 O 27 SAGINAW VALLEY* L 24-29 N 3 at Mercyhurst* W 43-47 N 10 at Northwood* (2ot) L 42-45
--	---	--	--	---	--	--	---	---	---	--	---	--	---	--	---	---	--	--	---	---	--	---	---	---	---	--	--	---	--	--



CAREER RECORDS

Rushing yards

3559	Dick Nalley	1973-76
3079	Marquis Tolliver	1998-02
2603	Duddy Reeves	1975-78
2573	Jim Ware	1959-62
2425	Steve Montgomery	1972-75
2423	Greg Scarpone	1980-83
2391	Mike Wishnevski	1979-81,89
2214	Dick Nyers	1952-55
2063	Donnie McCoy	2001-04
1966	Dan Williams	1976-79

Rushing TDs (since 1972)

27	Donnie McCoy	2001-04
27	Mike Wishnevski	1979-81,89
23	Dan Williams	1976-79
20	Dick Nalley	1973-76
19	Steve Montgomery	1972-75
19	Chad Schulte	1999-02
18	Lance Riegler	1997,97-00
18	Marquis Tolliver	1998-02
17	Jeff Mitchell	1988-90
17	Kenny Gillum	1983-86

Pass completions

652	Matt Kohn	2001-04
537	Kevin Kreinhagen	1995-98
521	Casey Gillin	2005-07
386	Tom Crowel	1984-87
328	Jeff Mitchell	1988-90
303	Dave Vormohr	1982-85
296	Rod Pawlik	1972-75
194	Kevin Nicolini	1999-02
193	Dick Schrier	1952-55
177	David Burton	1993-96

Passing yards

8514	Matt Kohn	2001-04
6880	Kevin Kreinhagen	1995-98
6542	Casey Gillin	2005-07
5256	Tom Crowel	1984-87
5146	Jeff Mitchell	1988-90
4236	Dave Vormohr	1982-85
3951	Rod Pawlik	1972-75
3209	Dick Schrier	1952-55
2634	BJ Schlicher	2000
2370	Mark Gilvin	1978-81

Passing TDs

55	Matt Kohn	2001-04
51	Kevin Kreinhagen	1995-98
47	Casey Gillin	2005-07
36	Rod Pawlik	1972-75
36	Dick Schrier	1952-55
35	Tom Crowel	1984-87
35	Dave Vormohr	1982-85
28	Jeff Mitchell	1988-90
22	Mark Gilvin	1978-81
20	Dave Verhonik	1968-69

Pass completion pct (minimum 20 att.) (since 1972)

60.5	Casey Gillin	2005-07
58.7	Matt Kohn	2001-04
52.8	Mitch Brown	2003-05
52.4	Tom Crowel	1984-87
51.7	BJ Schlicher	2000
50.8	Kevin Nicolini	1999-02
48.7	Kevin Kreinhagen	1995-98
48.4	Andy Owen	1997-00
48.2	Dave Vormohr	1982-85
47.6	Steve Varcardipone	1998-99

Pass efficiency (minimum 20 attempts) (since 1972)

135.4	Casey Gillin	2005-07
130.2	Matt Kohn	2001-04
126.6	BJ Schlicher	2000
115.4	Tom Crowel	1984-87
115.1	Dave Vormohr	1982-85
108.0	Kevin Kreinhagen	1995-98
104.0	Andy Owen	1997-00
102.9	Kevin Nicolini	1999-02
98.3	Mark Gilvin	1978-81
93.4	Mike Bessignano	1985-88

Passing yards/game (min. 5 games) (since 1972)

344.0	Kevin Kreinhagen	1995-98
239.5	BJ Schlicher	2000
224.1	Matt Kohn	2001-04
198.2	Casey Gillin	2005-07
163.2	Doug Clark	1975-78
159.3	Tom Crowel	1984-87
136.6	Dave Vormohr	1982-85
103.6	Kevin Nicolini	1999-02
81.7	Mark Gilvin	1978-81
61.2	Andy Owen	1997-00

Pass reception yards

2848	Cesare Manning	2000-03
2489	Gary Isza	1995-98
2451	Craig Cothron	1995-98
1937	Dick Nyers	1952-55
1893	Kevin Sanford	2004-
1822	Brian Fogg	1982-85
1781	Jimmy Slavens	1975-78
1773	Gary Griffin	1998-00
1747	Doug Sabotin	1984-87
1717	Justin Russell	2004-

Pass receptions


196	Cesare Manning	2000-03
165	Gary Isza	1995-98
150	Craig Cothron	1995-98
140	Kevin Sanford	2004-
140	Brian Fogg	1982-85
116	Rob Mager	2000-03
111	Doug Sabotin	1984-87
108	Dan Jester	1983-86
103	Todd Hottell	1987-89
101	Justin Russell	2004-

Pass reception TDs (since 1972)

23	Brad Henthorn	1983-86
22	Craig Cothron	1995-98
19	Gary Isza	1995-98
18	Cesare Manning	2000-03
15	Jimmy Slavens	1975-78
15	Doug Sabotin	1984-87
14	Kevin Sanford	2004-
13	Justin Russell	2004-
12	Gary Griffin	1998-00
12	Bob Brewer	1978-81

Total offense yards

8921	Matt Kohn	2001-04
6527	Casey Gillin	2005-07
6337	Kevin Kreinhagen	1995-98
5626	Jeff Mitchell	1988-90
5210	Tom Crowel	1984-87
4713	Dave Vormohr	1982-85
4258	Rod Pawlik	1972-75
3662	Dick Nalley	1973-76
3262	Mark Gilvin	1978-81
3079	Marquis Tolliver	1998-02



Donnie McCoy scored 27 rushing TDs from 2001-04.



Kevin Kreinhagen averaged 344 yards passing per game (1995-98).



Cesare Manning is UIndy's career leader in pass receptions and yards.

CAREER RECORDS



TDs responsible for (since 1972)

66	Matt Kohn	2001-04
61	Kevin Kreinhagen	1995-98
57	Casey Gillin	2005-07
49	Rod Pawlik	1972-75
47	Dave Vormohr	1982-85
41	Tom Crowel	1984-87
39	Jeff Mitchell	1988-90
33	Mark Gilvin	1978-81
32	Brad Henthorn	1983-86
29	Donnie McCoy	2001-04

All purpose yards (since 1972)

5198	Dick Nalley	1973-76
4429	Marquis Tolliver	1998-02
3862	Gary Isza	1995-98
3796	Phil Shiban	1992-95
3636	Craig Cothron	1995-98
3382	Cesare Manning	2000-03
2815	Greg Scarpone	1980-83
2738	Kenny Gillum	1983-86
2692	Donnie McCoy	2001-04
2612	Deon Harding	1992-94

Total points scored

247	Nick Parker	2002-05
192	Brad Henthorn	1983-86
174	Mark Bohannon	1981-84
174	Donnie McCoy	2001-04
169	Chris Kaufman	1987-89
168	Mike Wishnevski	1979-81,89
164	Eric Smith	1996-99
146	Dick Nalley	1973-76
144	Craig Cothron	1995-98
138	Dan Williams	1976-79

Touchdowns scored (since 1972)

32	Brad Henthorn	1983-86
29	Donnie McCoy	2001-04
28	Mike Wishnevski	1979-81,89
24	Dick Nalley	1973-76
24	Craig Cothron	1995-98
23	Dan Williams	1976-79
22	Marquis Tolliver	1998-02
20	Steve Montgomery	1972-75
20	Gary Isza	1995-98
20	Kenny Gillum	1983-86
20	Lance Riegle	1997,97-00

PAT kicks made (since 1972)

118	Nick Parker	2002-05
95	Eric Smith	1996-99
85	Chris Kaufman	1987-89
57	Mark Bohannon	1981-84
56	Dennis Nisbet	1998-01
43	Tim Rickerd	1972,74-75
38	Kyle Mossbrucker	2006-
36	John Mitny	1972-73
35	Jace Morrison	2007-
35	Brad Green	1992-94

Field goals made (since 1972)

43	Nick Parker	2002-05
28	Chris Kaufman	1987-89
23	Eric Smith	1996-99
21	Mark Bohannon	1981-84
17	Dennis Nisbet	1998-01
12	Kyle Mossbrucker	2006-
11	Tim Rickerd	1972,74-75
9	John Mitny	1972-73
8	Brad Green	1992-94

Field goal pct (min. 5 att.) (since 1972)

70.6	Kyle Mossbrucker	2006-
68.0	Dennis Nisbe	1998-01
66.7	Ken Bruce	1986
64.2	Nick Parker	2002-05
63.9	Eric Smith	1996-99
60.0	Jace Morrison	2007-

Average yards/punt (min. 5 att.) (since 1972)

40.25	Dennis Nisbet	1998-01
39.90	Nick Parker	2002-05
37.70	Corey Miles	2002
37.47	James Patten	1985-86
37.00	Tyran Fakes	2006-
35.26	Nick Kidwell	1997-98
34.22	Mike Heymann	1980-83
34.21	Mike Warner	1985
33.05	Gary Isza	1995-98
33.03	Tim Shafer	1983

Punt return yards (since 1972)

919	Craig Cothron	1995-98
675	Scott Armstrong	1978-81
594	David Hutton	1986-88
531	Chris Volz	1998-01
477	Greg Mills	1981-84
457	Josh Werling	1990-92
373	Mike Gillock	1990-93
265	Dave Horvath	1979,81-82
260	Jimmy Slavens	1975-78
244	Sam Penrod	2002-05

Punt return TDs (since 1972)

3	David Hutton	1986-88
2	Craig Cothron	1995-98
1	Neal Blank	1998-01
1	James Wright	2001
1	Bill Willan	1973-76
1	Josh Gentry	1996-99
1	Todd Hottell	1987-89
1	Warren Culpepper	1982-85
1	Trent Greener	1985
1	Tim Wright	2000-03
1	Kenny Harden	1996-99
1	Kerry Geesaman	1973-74
1	Dave Wood	1972-75
1	Greg Mills	1981-84
1	Kyle Enright	1999-01
1	Deon Harding	1992-94

Kick return TDs (since 1972)


1	Dick Nalley	1973-76
1	Dave Horvath	1979,81-82
1	Mike Gillock	1990-93
1	Brian Lauck	1995-98
1	Paul Redding	1987-89
1	Anthony Pernell	1977,79-80
1	Stephen Geller	2006-

Quarterback sacks

35.0	Bill Willan	1974-76
34.0	Thurman Montgomery	1984-87
28.0	Mark Maze	1981-84
26.5	Ted Liette	1995-98
25.0	Mark Bless	1981-84
23.5	Josh Gentry	1996-99
23.0	Greg Matheis	1988-91
23.0	Robert Green	1998-01
22.5	Kenny Harden	1996-99
21.0	Dave Wollman	1975-78

Interception return yards (since 1972)


390	Tom Collins	1982-85
311	Chris Volz	1998-01
192	Steve Wheatley	1972-74
166	Chad Neal	1994-97
164	Kenny Helmuth	1987-90
158	John Kennedy	1981-82,84-85
153	Marcus Johnson	1983-86
152	Rodney Latham	1989,91
143	Bob Kocher	1976-79
137	Chris Jackson	2000-03
137	Mike Gillock	1990-93



Dick Nalley rushed for a school-record 3,559 yards from 1973-76.



Nick Parker hit 43 career field goals, including a school-long 58-yarder.



Josh Gentry went on to play professionally for the Indianapolis Colts.



CAREER RECORDS

Interceptions

37	Tom Collins	1982-85
17	Kenny Helmuth	1987-90
16	Chris Volz	1998-01
16	Curt Hughes	1981-84
15	Jim Goetz	1977-79
15	John Sims	1971-74
14	Steve Wheatley	1972-74
13	Chad Neal	1994-97
12	John Kennedy	1981-82,84-85
11	Marcus Johnson	1983-86
11	Ken Brooks	1972-75
11	Troy Wooten	1984-87
11	Phil Gates	1975-78
11	Johnnie Stewart	1988-92

Interception return TDs (since 1972)

2	Ken Brooks	1972-75
2	Tony Jones	1988-91
2	Chris Volz	1998-01
1	Eric Eads	1991-94
1	Doug Woessner	1973
1	DJ Henkle	2001-03
1	Rodney Latham	1989,91
1	Chad Neal	1994-97
1	Kenny Helmuth	1987-90
1	Johnny Groves	2001-02
1	Greg Schmalfeldt	1980,82-83
1	Kenneth Akridge	2003-07
1	Tarron Acuff	1998-01
1	Scott Armstrong	1978-81
1	Walter Robinson	1999-00,02-03
1	Andre' Dinkins	2003
1	Mike Campbell	1977,79-80
1	Derenzo Bushrod	2002-05
1	Tom Collins	1982-85
1	Marcus Johnson	1983-86
1	Carl Lile	2002-05

Fumble return TDs (since 1972)


1	Triston Jointer	2001-04
1	Kenneth Akridge	2003-07
1	Tarron Acuff	1998-01
1	Robert Green	1998-01
1	Ken Morris	2001-03
1	Brandon Umphress	2005-06
1	Alex Byrnes	2006-

Total tackles

619	Ted Liette	1995-98
485	Oscar Gardner	1970-73
457	Ken Brooks	1972-75
457	Josh Gentry	1996-99
440	Bruce Renner	2002-05
398	Steve McLean	1976-79
367	Jeff Barnaby	1993-96
365	Paul Loggan	1981-84
362	Dave Wood	1972-75
358	Stan Markle	1972-74

Tackles for loss (since 1972)

76.0	Ted Liette	1995-98
69.0	Josh Gentry	1996-99
68.0	Thurman Montgomery	1984-87
42.0	Robert Green	1998-01
33.0	Greg Matheis	1988-91
31.0	Neal Blank	1998-01
29.0	Kevin Templeman	1997-00
28.0	Brian Campbell	1993-96
28.0	Kenny Harden	1996-99
27.5	Jimmy Fleshman	2003-07
27.0	Bruce Renner	2002-05
27.0	Sean Jones	2001-04



Ted Liette made over 600 stops in his career.



Kenneth Akridge scored on both an interception return and a fumble return in one game (10/9/04).



Chris Volz returned two picks for touchdowns (1998-01).



Brandon Umphress returned a fumble for a score (Sep. 30, 2006).



Oscar Gardner compiled 485 total tackles from 1970-73.

YEAR-BY-YEAR LEADERS



RUSHING (since 1972)

Year	Player	Yards	Att
1972	Steve Montgomery	555	120
1973	Dick Nalley	592	148
	Steve Montgomery	592	138
1974	Dick Nalley	1018	225
1975	Dick Nalley	1002	216
1976	Dick Nalley	947	206
1977	Darrell Reeves	905	156
1978	Duddy Reeves	1072	201
1979	Tony Boley	425	113
1980	Mike Wishnevski	1106	197
1981	Mike Wishnevski	618	131
1982	Greg Scarpone	723	146
1983	Greg Scarpone	655	152
1984	Kenny Gillum	503	118
1985	Kenny Gillum	672	128
1986	Kenny Gillum	750	155
1987	David Hutton	315	109
1988	Derrick Shelton	656	159
1989	Paul Redding	638	138
1990	Kevin Hergott	603	124
1991	Shawn Shelton	418	101
1992	Deon Harding	370	99
1993	Phil Shiban	895	210
1994	Deon Harding	747	209
1995	Phil Shiban	698	149
1996	Marty Heelam	598	155
1997	Marty Heelam	1006	230
1998	Marquis Tolliver	645	124
1999	Marquis Tolliver	714	132
2000	Marquis Tolliver	760	145
2001	Chad Schulte	863	259
2002	Marquis Tolliver	777	167
2003	Donnie McCoy	676	178
2004	Donnie McCoy	968	268
2005	Craig Jenkins	623	133
2006	Craig Jenkins	1,136	189
2007	Eric Wright	1,076	220

PASSING (since 1972)


Year	Player	Yards	Att
1972	Rod Pawlik	733	121
1973	Rod Pawlik	1089	182
1974	Rod Pawlik	909	136
1975	Rod Pawlik	1220	169
1976	Dave Overman	797	105
1977	Doug Clark	682	117
1978	Doug Clark	918	139
1979	Mark Gilvin	547	85
1980	Mark Gilvin	1033	153
1981	Mark Gilvin	742	132
1982	Dave Vormohr	512	85
1983	Dave Vormohr	1372	192
1984	Dave Vormohr	1644	245
1985	Tom Crowel	1167	154
1986	Tom Crowel	1320	224
1987	Tom Crowel	2574	331
1988	Jeff Mitchell	2028	253
1989	Jeff Mitchell	1425	205
1990	Jeff Mitchell	1693	244
1991	Mark Shepler	851	134
1992	G. Sassmannshausen	999	180
1993	Matt Knee	933	157
1994	David Burton	1622	261
1995	Kevin Kreinhagen	1007	221
1996	Kevin Kreinhagen	2024	358
1997	Kevin Kreinhagen	1776	255
1998	Kevin Kreinhagen	2073	269
1999	Andy Owen	900	165
2000	BJ Schlicher	2634	331
2001	Kevin Nicolini	1609	274
2002	Matt Kohn	2255	312
2003	Matt Kohn	3314	390
2004	Matt Kohn	2322	322
2005	Casey Gillin	1780	270
2006	Casey Gillin	2287	267
2007	Casey Gillin	2475	324

TOTAL OFFENSE (since 1972)

Year	Player	Total	Rush	Pass
1972	Rod Pawlik	782	49	733
1973	Rod Pawlik	1306	217	1089
1974	Dick Nalley	1080	1018	62
1975	Rod Pawlik	1220	0	1220
1976	Dave Overman	1035	238	797
1977	Doug Clark	997	315	682
1978	Doug Clark	1142	224	918
1979	Mark Gilvin	799	252	547
1980	Mark Gilvin	1328	295	1033
1981	Mark Gilvin	1091	349	742
1982	Greg Scarpone	723	723	0
1983	Dave Vormohr	1637	265	1372
1984	Dave Vormohr	1797	153	1644
1985	Tom Crowel	1157	-10	1167
1986	Tom Crowel	1379	59	1320
1987	Tom Crowel	2552	-22	2574
1988	Jeff Mitchell	2204	176	2028
1989	Jeff Mitchell	1634	209	1425
1990	Jeff Mitchell	1788	95	1693
1991	Mark Shepler	1076	225	851
1992	G. Sassmannshausen	980	-19	999
1993	Phil Shiban	895	895	0
1994	David Burton	1551	-71	1622
1995	Kevin Kreinhagen	872	-135	1007
1996	Kevin Kreinhagen	1862	-162	2024
1997	Kevin Kreinhagen	1670	-106	1776
1998	Kevin Kreinhagen	1933	-140	2073
1999	Andy Owen	806	-94	900
2000	BJ Schlicher	2523	-111	2634
2001	Kevin Nicolini	1549	-60	1609
2002	Matt Kohn	2448	193	2255
2003	Matt Kohn	3380	66	3314
2004	Matt Kohn	2524	202	2322
2005	Casey Gillin	1697	-83	1780
2006	Casey Gillin	2287	0	2287
2007	Casey Gillin	2543	68	2475



Craig Jenkins became Ulndy's single season rushing leader in 2006.



Rod Pawlik (with Coach Bill Bless) led ICU to the 1975 DIII playoffs.



Matt Kohn threw for an NCAA single-game record 645 yards (9/20/03).



YEAR-BY-YEAR LEADERS

SCORING (since 1972)

Year	Player	Points	TD	XP	FG
1972	Gary Hall	36	6	0	0
1973	Rod Pawlik	60	10	0	0
1974	Dick Nalley	44	7	1	0
1975	Steve Montgomery	66	11	0	0
1976	Dick Nalley	48	8	0	0
1977	Dan Williams	48	8	0	0
1978	Dan Williams	48	8	0	0
1979	Mike Wishnevski	30	5	0	0
1980	Mike Wishnevski	60	10	0	0
1981	Mike Wishnevski	42	7	0	0
1982	Mark Bohannon	27	0	15	4
1983	Mark Bohannon	52	0	16	12
1984	Mark Bohannon	54	9	0	0
1985	Brad Henthorn	156	26	0	0
1986	Kenny Gillum	78	13	0	0
1987	Doug Sabotin	60	10	0	0
	Chris Kaufman	60	0	27	11
1988	Chris Kaufman	59	0	29	10
1989	Paul Redding	54	9	0	0
1990	Jeff Mitchell	36	6	0	0
1991	Kevin Hergott	32	5	1	0
1992	Brad Green	24	0	9	5
	Deon Harding	24	4	0	0
1993	Phil Shiban	42	7	0	0
1994	Deon Harding	54	9	0	0
1995	Phil Shiban	24	4	0	0
1996	Gary Isza	36	6	0	0
	Marty Heelam	36	6	0	0
1997	Marty Heelam	60	10	0	0
1998	Craig Cothron	72	12	0	0
1999	Lance Riegle	50	8	0	0
2000	Gary Griffin	54	9	0	0
2001	Dennis Nisbet	64	0	25	13
2002	Nick Parker	66	0	33	11
2003	Nick Parker	63	0	33	10
2004	Donnie McCoy	78	13	0	0
2005	Nick Parker	57	0	21	12
2006	Kyle Mossbrucker	62	0	32	10
2007	Eric Wright	98	16	2	0

RECEIVING (since 1972)

Year	Player	Rec	Yards
1972	Gary Hall	23	376
1973	Gary Hall	35	447
1974	Gary Hall	22	269
1975	Karl Beer	27	313
	Tim Leonard	27	452
1976	Jimmy Slavens	30	504
1977	Jimmy Slavens	22	471
1978	Jimmy Slavens	26	515
1979	Bob Brewer	12	177
	Todd Fakes	12	214
1980	Bob Brewer	32	476
1981	Bob Brewer	26	338
1982	Bob Bohannon	25	507
1983	Brian Fogg	42	458
1984	Brian Fogg	45	583
1985	Brian Fogg	52	709
1986	Dan Jester	53	522
1987	Doug Sabotin	66	1099
1988	Todd Hottell	40	734
1989	Todd Hottell	60	844
1990	Jimmy Detherage	33	665
1991	Josh Werling	23	299
1992	Josh Werling	30	421
1993	Craig Thomas	29	501
1994	Phil Shiban	35	397
1995	Phil Shiban	32	232
1996	Gary Isza	60	812
1997	Craig Cothron	42	770
1998	Craig Cothron	51	877
1999	Gary Griffin	36	654
2000	Gary Griffin	56	1042
2001	Cesare Manning	53	708
2002	Marquis Tolliver	47	312
2003	Cesare Manning	84	1220
2004	Kevin Sanford	52	747
2005	Kevin Sanford	42	543
2006	Kevin Sanford	46	603
2007	Nick Johnson	47	603

TOTAL TACKLES (since 1972)

Year	Player	Total	Solo	Ast
1972	Oscar Gardner	177	106	71
1973	Oscar Gardner	154	87	67
1974	Ken Brooks	178	96	82
1975	Ken Brooks	164	83	81
1976	Joe Jester	123	94	29
1977	Tim Lanie	96	65	31
1978	Steve McLean	111	62	49
1979	Steve McLean	108	68	40
1980	N/A			
1981	Pat Parks	82	27	55
1982	N/A			
1983	N/A			
1984	Paul Loggan	141	89	52
1985	Dave Jester	124	85	39
	Steve Wood	124	85	39
1986	Dave Jester	111	59	52
1987	Paul Young	158	89	69
1988	Ted Loggan	165	96	69
1989	Kenny Helmuth	101	40	61
1990	Greg Matheis	90	53	37
1991	Johnnie Stewart	94	49	45
	Greg Matheis	94	58	36
1992	Steve Hill	90	52	38
1993	Tim Bless	153	99	54
1994	Matt Porter	133	78	55
1995	Jeff Barnaby	135	78	57
1996	Ted Liette	198	126	72
1997	Ted Liette	164	99	65
1998	Ted Liette	153	116	37
1999	Josh Gentry	150	106	44
2000	Chris Volz	128	80	48
2001	Nick Childers	137	67	70
2002	Brian Monahan	99	62	37
2003	Bruce Renner	136	81	55
2004	Bruce Renner	124	64	60
2005	Bruce Renner	103	51	52
2006	Kevin Shaw	87	41	46
2007	Kevin Shaw	78	36	42



Mike Wishnevski led the team in scoring three straight years (1979-81).



Kevin Sanford led the team in catches in his first three years (2004-06).



Bruce Renner is fifth on Ulndy's all-time tackles list (440).

SEASON RECORDS



Rushing

1,136	Craig Jenkins	2006
1,106	Mike Wishnevski	1980
1,076	Eric Wright	2007
1,072	Duddy Reeves	1978
1,036	Duddy Reeves	1977
1,018	Dick Nalley	1974
1,006	Marty Heelam	1997
1,002	Dick Nalley	1975
978	Steve Montgomery	1975
968	Donnie McCoy	2004

Passing Yards

3,314	Matt Kohn	2003
2,634	B. J. Schlicher	2000
2,552	Tom Crowel	1987
2,475	Casey Gillin	2007
2,322	Matt Kohn	2004
2,287	Casey Gillin	2006
2,255	Matt Kohn	2002
2,073	Kevin Kreinhagen	1998
2,028	Jeff Mitchell	1988
2,024	Kevin Kreinhagen	1996

Pass Completions

239	Matt Kohn	2003
203	Casey Gillin	2007
197	Matt Kohn	2002
173	Tom Crowel	1987
172	Matt Kohn	2004
171	B.J. Schlicher	2000
168	Casey Gillin	2006
168	Kevin Kreinhagen	1996
150	Casey Gillin	2005
139	Kevin Nicolini	2001

Touchdown Passes

21	Matt Kohn	2003
20	Casey Gillin	2007
20	Kevin Kreinhagen	1998
17	Casey Gillin	2006
17	Matt Kohn	2002
17	Dave Vormohr	1984
16	B. J. Schlicher	2000
16	Tom Crowel	1987
15	Kevin Kreinhagen	1996
14	Jeff Mitchell	1988
14	Rod Pawlik	1975
13	Dave Verhonik	1969
13	Dick Schrier	1954

Pass Receptions

84	Cesaré Manning	2003
66	Doug Sabotin	1987
60	Gary Isza	1996
60	Todd Hottell	1989
56	Gary Griffin	2000
54	Rob Mager	2003
53	Dan Jester	1986
53	Cesaré Manning	2001
52	Kevin Sanford	2004
52	Travis Zike	2003
52	Brian Fogg	1985

Receiving Yards

1,220	Cesaré Manning	2003
1,099	Doug Sabotin	1987
1,042	Gary Griffin	2000
877	Craig Cothron	1998
866	Rob Mager	2003
844	Todd Hottell	1989
812	Gary Isza	1996
809	Charlie Jordan	1968
794	Justin Russell	2004
770	Craig Cothron	1997

Quarterback Sacks

14	Bill Willan	1974
13	T. Montgomery	1987
13	Pete Swartz	1985
12	Mark Maze	1983
12	Bill Willan	1975
11.5	Ted Liette	1998
11	T. Montgomery	1986
10	Jeff Barnaby	1996
10	Josh Gentry	1999
9	Mark Bless	1983
9	Leo Hickam	1980
9	Steve Williams	1980
9	Bill Willan	1976
9	Bob Faris	1974
9	Mike Mills	1974

Touchdown Receptions

10	Dick Nyers	1954
10	Doug Sabotin	1987
10	Craig Cothron	1998
9	Tyran Fakes	2007
9	Cesare Manning	2003
9	Gary Griffin	2000
8	Justin Russell	2006
8	Brian Fogg	1984
8	Craig Cothron	1997
7	Kevin Sanford	2004
7	Charlie Jordan	1969

Interceptions


12	Tom Collins	1983
10	Tom Collins	1984
9	Tom Collins	1985
8	Steve Wheatley	1973
7	Chad Neal	1996
7	Johnnie Stewart	1992
7	Kenny Helmuth	1990
7	Jim Goetz	1978
7	John Sims	1971
6	Chris Volz	2001
6	Chris Volz	2000
6	Loren Weeks	1993
6	Brad Jackson	1988
6	Curt Hughes	1984
6	Tom Collins	1982
6	Phil Gatts	1976

Tackles


198	Ted Liette	1996
178	Ken Brooks	1975
177	Oscar Gardner	1972
169	Basco Walton	1963
165	Ted Loggan	1988
165	Stan Markle	1974
164	Ken Brooks	1974
164	Ted Liette	1997
158	Paul Young	1987
154	Paul Young	1988



Casey Gillin threw for 20 TDs in 2007.



Justin Russell tied a school record with 4 TD catches in a game (9/9/06).



Tom Collins is the NCAA career leader (all levels) in interceptions (37).



TEAM RECORDS/HONORS

TEAM RECORDS

Points

Game: 97 vs. Oakland City, 1928
59 vs. Michigan Tech, 9-20-03
By Opp.: 78, Anderson, 1969
Ul/Opp.: 121, Ul (43) vs. Anderson (78), '69
Season: 353, 2007

Touchdowns

Game: 8 vs. Mich. Tech, 9-20-03 ;vs. Valpo, NU, '88;
vs. Valpo, '86; vs. Earlham, '57
Season: 47, 2007

Extra Points

Game: 8 vs. NU, 1988; vs. MTU, 9-20-03
Season: 41, 20078

Field Goals

Game: 5 vs. Ferris State, 1983
Season: 15, 1984

Rushing Yards

Game: 561 vs. Earlham, 1957
Season: 3,412, 1957

Rushing Touchdowns

Game: 8 vs. Earlham, 1957
Season: 29, 1977

Rushing Attempts

Game: 81 vs. Manchester, 1957
Season: 574, 1957

Passing Yards

Game: 645 vs. Michigan Tech, 9-20-03
Season: 3,549, 2003

Passes Completed

Game: 39 vs. Michigan Tech, 9-20-03
Season: 262, 2003

Touchdown Passes

Game: 6 vs. Michigan Tech, 9-20-03
Season: 22, 2003

Passes Attempted

Game: 62 vs. Michigan Tech, 9-20-03
Season: 439, 2003

Total Offense

Game: 704 vs. Michigan Tech, 9-20-03
Season: 4,506, 2003

First Downs

Game: 38 vs. Michigan Tech, 9-20-03
Season: 267, 2007

First Downs Rushing

Game: 20 vs. Manchester, 1957;
vs. Michigan Tech, 9-27-97
Season: 125, 1977

First Downs Passing

Game: 28 vs. Michigan Tech, 9-20-03
Season: 159, 2003

Interceptions

Game: 7 vs. Butler, 1984
Season: 27, 1983

Consecutive Wins: 12, 1953-54

Most Valuable Player

1958 Jim Nyers
1959 Jim Ware
1960 Willie Martin
1961 Jim Ware
1962 Dave Scheib
1963 Vasco Walton
1964 Dave Scheib
1965 Dave Smith
1966 Steve Schwendenmann
1967 John Egenolf
1968 Bill Tutterow
1969 Bruce Ruster
1970 Phil Eads
1971 Oscar Gardner
1972 Rod Pawlik
1973 Oscar Gardner
1974 Dick Nalley
1975 Steve Montgomery
1976 Dick Nalley
1977 Duddy Reeves

Offense

1978 Duddy Reeves
1979 Bob Bogardus
1980 Mike Wishnevski
1981 Bob Brewer
1982 Greg Scarpone
1983 Dave Vormohr
1984 Dave Vormohr
1985 Brian Fogg
1986 Kenny Gillum
1987 Tom Crowel
1988 Jeff Mitchell
1989 Todd Hottell
1990 David Smith
1991 David Nobbe
1992 Josh Werling
1993 Phil Shiban
1994 Deon Harding
1995 Phil Shiban
1996 Gary Isza
1997 Marty Heelam
1998 Craig Cothron
1999 Marquis Tolliver
2000 Lance Riegler
2001 Chad Schulte
2002 Marquis Tolliver
2003 Cesare Manning
2004 Matt Kohn
2005 Craig Jenkins
2006 Craig Jenkins
2007 Eric Wright

Defense

Dave Wollman
Steve McLean
Leo Hickam
P. Parks, M. Gilvin
Paul Loggan
Mark Bless
Loggan, M. Maze
Tom Collins
Marcus Johnson
T. Montgomery
Ted Loggan
Greg Matheis
Greg Matheis
Greg Matheis
Johnnie Stewart
Tim Bless
Matt Porter
Jeff Barnaby
Ted Liette
Ted Liette
Ted Liette
Josh Gentry
Kevin Templeman
Nick Childers
Brian Monahan
Walter Robinson
Bruce Renner
Bruce Renner
Jimmy Fleshman
Jimmy Fleshman

AFCA NCAA II All-Americans

1983 Mark Bless, DT
1984 Paul Loggan, LB
1985 Tom Collins, DB
1986 Dan Jester, TE
1987 Thurman Montgomery, DE
1991 Greg Matheis, NT
1998 Ted Liette, LB
1999 Josh Gentry, LB
2001 Neal Blank, DT

CoSIDA Verizon/GTE Academic All-Americans

1976 Bill Willan, DE
1994, 95 Ted Munson, DT
1999, 00 Brad Crawford, G
2003 Troy Tinsley, T

Burger King Scholar-Athlete of the Week

9-14-96 Jeff Sorg, CB
9-28-96 David Burton, P
10-18-97 Matt Gardner, DE

NCAA II Cactus Bowl/Snow Bowl All-Star game

1998 Kevin Kreinhagen, QB
1999 Josh Gentry, LB (Defensive MVP)
2003 Cesare Manning, WR

Conference Player of the Year

1976 Dick Nalley
1983 Mark Bless

GLIAC McAvoy Award Winner

2001 Chris Volz

Conference Back of the Year

1973 Oscar Gardner (Defense)
1976 Dick Nalley (Offense)
1978 Jim Goetz (Defense)
1984, 85 Tom Collins (Defense)
1987 Troy Wooten (Defense)
2001 Chris Volz (Defense)
2003 Matt Kohn (Offense)

Conference Receiver of the Year

1989 Todd Hottell

Conference Lineman of the Year

1974 Randy Robertson (Defense)
1983 Mark Bless (Defense)
1986 Dan Jester (Offense)
1987 Thurman Montgomery (Defense)
1991 Greg Matheis (Defense)
2001 Neal Blank (Defense)

Conference LB of the Year

1988 Ted Loggan
1998 Ted Liette
1999 Josh Gentry

TEAM RECORDS



Points

Game—42, Oscar Smith vs. Valparaiso, 1929
Season—109, Dick Nyers, 1954
Career—272, Dick Nyers, 1952-55

Touchdowns

Game—7, Oscar Smith vs. Valparaiso, 1929
Season—16, Dick Nyers, 1954; Eric Wright, 2007
Career—43, Dick Nyers, 1952-55

Extra Points

Game—8, Chris Kaufman vs. Northwood, 1988
Nick Parker vs. Mich. Tech, 9-20-03
Season—35, Jace Morrison, 2007
Career—97, Nick Parker, 2002-05
Consecutive—37, Chris Kaufman, 1987-88

Field Goals

Game—5, Mark Bohannon vs. Ferris St., 1983
Season—15, Mark Bohannon, 1984
Career—36, Mark Bohannon, 1981-84

Points Kicking

Game—16, Mark Bohannon vs. Ferris St., 1983
Season—66, Nick Parker, 2002
Career—190, Nick Parker, 2002-05

Rushing Yards

Game—254, Jack Schuck vs. Manchester, 1965
Season—1,136, Craig Jenkins, 2007
Career—3,559, Dick Nalley, 1973-76

Rushing Attempts

Game—41, Rick Sidebottom vs. Taylor, 1971
Season—268, Donnie McCoy, 2004
Career—800, Dick Nalley, 1973-76

Rushing Average

Game—14.2, Dick Nyers vs. Hanover, 1954
Season—7.1, Dick Nyers, 1952
Career—6.3, Dick Nyers, 1952-55

Rushing Touchdowns

Game—5, Kenny Gillum vs. Valparaiso, 1986
Season—14, Eric Wright, 2007
Career—30, Jim Ware, 1959-62

Passing Yards

Game—645, Matt Kohn vs. Mich. Tech, 9-20-03
Season—3,314, Matt Kohn, 2003
Career—8,514, Matt Kohn, 2001-04

Passes Attempted

Game—61, Matt Kohn vs. Mich. Tech, 9-20-03
Season—390, Matt Kohn, 2003
Career—1,110, Matt Kohn, 2001-04

Passes Completed

Game—39, Matt Kohn vs. Mich. Tech, 9-20-03
Season—239, Matt Kohn, 2003
Career—652, Matt Kohn, 2001-04

Touchdown Passes

Game—6, Matt Kohn vs. Mich. Tech, 9-20-03
Season—21, Matt Kohn, 2003
Career—55, Matt Kohn, 2001-04

Completion Percentage

Game—.895 (17-19), Kohn vs. St. Joe's, 8-31-02
Season—.631 (197-312), Matt Kohn, 2002
Career—.605, Casey Gillin, 2005-07

Total Offense

Game—652, Matt Kohn vs. Mich. Tech, 9-20-03
Season—3,380, Matt Kohn, 2003
Career—6,397, Matt Kohn, 2001-04

Receptions

Game—14, C. Manning vs. Mich. Tech, 9-20-03
Season—84, Cesare Manning, 2003
Career—196, Cesare Manning, 2000-03

Receiving Yards

Game—246, C. Manning vs. Mich. Tech, 9-20-03
Season—1,220, Cesare Manning, 2003
Career—2,848, Cesare Manning, 2000-03

Touchdown Receptions

Game—4, Dick Nyers vs. Centre, 1952, & Justin
Russell vs. Mich. Tech, 2006
Season—10, Dick Nyers, 1954
Doug Sabotin, 1987
Craig Cothron, 1998
Career—26, Dick Nyers, 1952-55

All-Purpose Yards

Game—364, Craig Cothron at Northwood, 10-10-98
Season—1,602, Cesare Manning, 2003
Career—5,301, Dick Nalley, 1973-76

Kickoff Return Average

Game—43.3, Kenny Gillum vs. Valpo, 1984
Season—28.8, Dick Nalley, 1975
Career—27.2, Mike Gillock, 1990-93

Punt Return Average

Game—55.0, Craig Cothron at Northwood, 10-10-98
Season—19.8, Dick Nyers, 1954
Career—18.7, Dick Nyers, 1952-55

Punts

Game—12, Shawn Springer vs. Ashland, 1992
Season—76, Dennis Nisbet, 1999
Career—248, Dennis Nisbet, 1998-2001

Punting Yards

Game—407, Dennis Nisbet at Wayne St., 10-16-99
Season—3,040, Dennis Nisbet, 1999
Career—9,983, Dennis Nisbet, 1998-2001

Punting Average

Game—49.3, Tim Lanie vs. Anderson, 1977
Season—42.4, Nick Parker, 2004
Career—41.3, Nick Parker, 2002-

Interceptions

Game—4, Ken Brooks vs. Earlham, 1973
Tom Collins vs. Butler, 1984
Season—12, Tom Collins, 1984
Career—37, Tom Collins, 1982-85
(NCAA Record for All Divisions)

Interception Return Yards

Game—134, Chris Volz vs. Mercyhurst, 9-30-00
Season—164, Chris Volz, 2000
Career—390, Tom Collins, 1982-85

Interception Returns for Touchdown

Game—2, Chris Volz vs. Mercyhurst, 9-30-00
Dean Ransburg vs. Franklin, 1952
Ken Brooks vs. Earlham, 1973
Tony Jones vs. Valparaiso, 1990
Season—4, Dean Ransburg, 1952
Career—5, Dean Ransburg, 1950-53

THE LONGEST . . .

Rush

90, Dick Nyers vs. Hanover, 1954;
Gary Isza vs. Ashland, 11-9-96

Pass

89, Dan Nicoson to Dave Smith vs. Manchest., 1965

Field Goal

58, Nick Parker at Gannon, 10-16-04

Punt

76, Dennis Nisbet vs. Wayne State, 11-17-98

Kickoff Return

100, Dave Horvath vs. Valparaiso, 1982

Punt Return

82, Craig Cothron at Northwood, 10-10-98
80, Todd Hottell at Saginaw Valley, 9-16-89

Interception Return

100, Chris Volz vs. Mercyhurst, 9-30-00
Dick Nyers vs. Ferris State, 1953



HONOR ROLL

Hoosier College Conference

1958
 Dan Dolniak, T
 Jim Nyers, HB
 Bill Stevens, C

1959
 Lou Hurrle, Offense
 Willie Martin, Defense
 Carol Purichia, Offense
 Jim Ware, HB

1960
 Henry Easter, Defense
 Jerry England, Offense
 John Koontz, Offense
 Willie Martin, Defense
 Jim Ware, HB

1961
 Dennis Jackson, Offense
 John Koontz, Offense
 Willie Martin, Defense
 Jim Ware, HB

1962
 Bob Dellinger, Defense
 John Koontz, Defense
 Dave Scheib, Defense

1963
 John Koontz, Offense
 Bruce Quinn, Defense
 Vasco Walton, Defense
 Dave Weber, Defense

1964
 George Friel, OL
 Larry Keene, DB
 Dave Scheib, HB

1965
 Dick Elmore, LB
 George Friel, G
 Marvin Rhoden, DT
 Dave Smith, HB

1967
 John Egenolf, LB
 Lester Lull, OL

1968
 Stew DeVane, OL

1969
 John Egenolf, DL
 Bruce Ruster, LB

Indiana Collegiate Conference

1972
 Oscar Gardner, LB
 Joe Koenig, TE
 Rick Sidebottom, FB

1973
 Terry Busching, DE
 Oscar Gardner, LB
 Dave Ivory, DT
 John Mitny, K

1974
 Stan Markle, LB
 Dick Nalley, RB
 Randy Robertson, NT
 Dave Wood, DB

1975
 Steve Montgomery, FB
 Don Pitman, DE
 Vance Stratton, OT
 Bill Willan, DE
 Dave Winings, G
 Dave Wood, DB

1976
 Tom Geffert, G
 Dick Nalley, RB
 Jim Slavens, FL
 Bill Willan, DE

Heartland Collegiate Conference

1977
 Doug Clark, QB
 Tom Geffert, G
 Tim Lanie, P
 John Peters, LB
 Don Pitman, DT
 Dave Sawrie, DB
 Dave Wollman, DE

1978
 Tim Gerber, C
 Jim Goetz, DB
 Scott Keeler, TE
 Kevin Mouser, DE
 Duddy Reeves, RB
 Jim Slavens, FL
 Dan Williams, FB
 Steve Williams, G

1979
 Bob Bogardus, OL
 Tim Gerber, C
 Dennis Young, DL

1980
 Wade Hall, OT
 Scott Williams, DE
 Mike Wishnevski, FB

1981
 Mark Bless, DT
 Bob Brewer, TE
 Wade Hall, OT
 Jeff Hauswald, G
 Pat Parks, LB
 Mike Wishnevski, FB

1983
 Mark Bless, DT
 Mark Bohannon, K
 Tom Collins, DB
 Paul Loggan, LB
 Mark Maze, DE

1984
 Mark Bohannon, K
 Tom Collins, DB
 Jeff Colton, DT
 Paul Loggan, LB
 Mark Maze, DE

1985
 Otto Clements, C
 Tom Collins, DB
 Dan Jester, TE
 Tom Williams, TE
 Steve Wood, DB

1986
 Dan Jester, TE
 Marcus Johnson, DB
 Andy Mappes, G
 Thurman Montgomery, DE
 Sean Sanders, OT

1987
 Scott Bless, DE
 Thurman Montgomery, DE
 Doug Sabotin, WR
 Sean Sanders, OT
 Troy Wooten, DB
 Paul Young, LB

1988
 Skip Eaton, G
 Kenny Helmuth, DB
 Chris Kaufman, K
 Ted Loggan, LB
 Mike Rectanus, NT
 Sean Sanders, OT
 Derrick Shelton, RB
 David Smith, TE

1989
 Kenny Helmuth, DB
 David Hoffman, OT
 Todd Hottell, WR
 Chris Kaufman, K
 Todd Schepman, LB

Midwest Intercollegiate Football Conference

1990
 Kenny Helmuth, DB
 Greg Matheis, NT

1991
 Greg Matheis, NT

1996
 Ted Liette, LB

1997
 Pete Koulianos, OT
 Ted Liette, LB
 Chad Neal, FS

1998
 Craig Cothron, WR
 Josh Gentry, LB
 Pete Koulianos, OT
 Ted Liette, LB

Great Lakes Intercollegiate Athletic Conference (1st Team)

1999
 Josh Gentry, LB
 Dawayne Gilbert, DB
 Kenny Harden, DE

2000
 Marquis Tolliver, RB
 Robert Green, DE

2001
 Neal Blank, DT
 Dennis Nisbet, K
 Chris Volz, FS

2002
 Brian Monahan, LB

2003
 Cesare Manning, WR

2004
 Bruce Renner, LB
 Troy Tinsley, OL

2005
 Carl Lile, DB
 Bruce Renner, LB

2006
 Craig Jenkins, RB
 Jimmy Fleshman, DL

2007
 Kenneth Akridge, DB
 Leonard Bush, LB
 Jimmy Fleshman, DL
 Kevin Shaw, DB

ALL-TIME LETTERWINNERS



- Acton, Phil- 1961
 Acuff, Tarron- 1998, 99, 2000, 01
 Adams, James- 1952
 Adams, John- 2004, 05, 06
 Adams, Kent- 1982, 83, 84
 Agricola, Jeff- 1993, 94, 95
 Akers, Marvin- 1955
 Akridge, Kenneth- 2004, 05, 06, 07
 Ancelet, Ed- 1966
 Andrews, Don- 1953
 Ankney, Paul- 1933
 Annee, Dan- 1984, 85, 86
 Annee, Tim- 1985, 86, 87, 88
 Ante, Joe- 1969
 Armentrout, Fred- 1925
 Armstrong, Bob- 1957, 58
 Armstrong, Don- 1956, 57
 Armstrong, Doug- 1981, 82, 83
 Armstrong, Scott- 1978, 79, 80, 81
 Arthur, Steve- 1972
 Ashcraft, Jim- 1958
 Atkins, Ty- 1986, 87
 Atkinson, Jacob- 2006, 07
 Austin, Bart- 1979, 80
 Austin, Gene- 1956
 Austin, Paul- 1971, 72
 Axum, Brandon- 2007
 Ayelle, Patrick- 2003, 04
 Bacheyie, Geoff- 2001, 02
 Baker, Curtis- 2002
 Baker, Jeff- 1968
 Ballard, Doug- 1983, 84, 85
 Bancroft, Dale- 1963
 Bare, Don- 1965, 66
 Bare, Gerald- 1957
 Barnaby, Jeff- 1993, 94, 95, 96
 Barnes, Maurice- 1962, 64, 65
 Barnes, Tom- 1948, 49, 50
 Barnhorst, Larry- 1975, 76, 77
 Barnett, Gerald- 1978, 79
 Barsha, Mike- 1986
 Barton, Dave- 1954, 55, 56
 Basso, Jeremy- 1999, 2000, 2001
 Bates, Jeff- 1978, 79, 80
 Bates, Steve- 1980, 81, 82, 83
 Battinau, Dominique- 1994
 Baugh, Sean- 1996, 97, 98, 99
 Bear, Chuck- 1990
 Beauchot, Dan- 1989, 90
 Beck, Jon- 1964
 Beer, Karl- 1974, 75, 76, 77
 Beeson, Dick- 1963, 64
 Beltz, Kevin- 1980, 81
 Bender, John- 1985, 86
 Berridge, Jim- 1987, 88
 Berry, Bob- 1963, 64, 65, 66
 Bertram, Dave- 1954, 55, 56
 Bessignano, Mike- 1986, 87, 88
 Beyer, Jeff- 1995
 Bickett, Justin- 2001
 Biddings, Carl- 2003
 Bilby, Paul- 1927
 Billups, Darlan- 1960
 Bishop, Phil- 1999
 Blakely, Justin- 2007
 Blamo, Jah- 2001, 02
 Bland, Dennis- 1986, 87
 Blank, Neal- 1998, 99, 2000, 2001
 Bless, Bill- 1959, 60, 61, 62
 Bless, Mark- 1980, 81, 82, 83
 Bless, Scott- 1984, 85, 86, 87
 Bless, Tim- 1990, 91, 92, 93
 Bogardus, Bob- 1975, 76, 77, 79
 Boggs, Steve- 1978, 79, 80, 81
 Bohannon, Bob- 1980, 81, 82
 Bohannon, Mark- 1981, 82, 83
 Bohman, Tim- 1987, 89, 90, 91
 Bohrer, Brian, 1987, 88, 89, 90
 Bolen, Steve- 1987, 88
 Boley, Tony- 1978, 79
 Bolin, Dave- 1985, 86, 87, 88
 Bolyard, Ron- 1968, 69
 Bone, Charles- 1957
 Bontrager, Jeff- 1978, 80
 Booher, Bob- 1956, 57
 Bova, Anthony- 2004, 05, 06, 07
 Bowling, Larry- 1968, 69
 Bowman, Larry- 1964
 Bradley, Bill- 1986, 87, 88
 Brainard, Dave- 1978, 79
 Brandgard, Eric- 1967, 68
 Breckenridge, R.- 1981
 Brennan, Jerry- 1970, 71, 72
 Brenneman, Bill- 1929
 Brewer, Bob- 1978, 79, 80, 81
 Briggs, Louis- 1946
 Bright, Art- 1928
 Bright, Ed- 1925
 Brizendine, Ryan- 2000, 01, 02, 04
 Brimmage, Deon- 1994, 95, 96, 97
 Brockman, Fred- 1992, 93, 94, 95
 Brooks, Clifford- 2001, 02, 03, 04
 Brooks, Ken- 1972, 73, 74, 75
 Broomfield, Jesse- 1986, 87
 Brown, Jim- 1979
 Brown, Johnny- 1954
 Brown, Mitch- 2003, 04, 05, 06
 Brown, Norman- 1950
 Brown, Perry- 1986, 87
 Broyles, Gary- 1975
 Bruce, Ken- 1986
 Bruce, Tom- 1953
 Brumback, Ryan- 1999, 2000, 01
 Buckner, Glen- 1954
 Bullard, Pete- 1961, 62, 63, 64
 Bunge, Don- 1946, 47, 48
 Buntin, Kenny- 1956, 57
 Burford, Dustin- 2007
 Burkhardt, Brett- 1988
 Burkhardt, Brian- 1988
 Burleson, Marion- 1947, 48, 50, 52
 Burrows, Dick- 1961, 62, 63, 64
 Burton, David- 1993, 94, 95, 96
 Burton, Mike- 1975
 Busching, Terry- 1970, 71, 72, 73
 Bush, Leonard - 2005, 06, 07
 Bushrod, Derenzo - 2002, 03, 04, 05
 Byrd, Mychal- 2004, 05, 06, 07
 Byrnes, Alex- 2006, 07
 Campbell, Brian- 1993, 94, 95, 96
 Campbell, Mike- 1977, 78, 79, 80
 Capps, Jim- 1968
 Carey, Al- 1948
 Carmichael, Lanny- 1968
 Carrasquillo, Jesse- 1975
 Carson, Steve- 1964, 67
 Carter, Abie- 1951, 53
 Cassidy, Brian- 1987
 Cathcart, Joe- 1981, 82, 83
 Catrone, Mark- 1981
 Caylor, Rick- 1978
 Chambers, Keith- 1995, 96
 Chandler, Verne- 1947, 48, 49, 50
 Chew, Dick- 1971, 72, 73, 74
 Childers, Nick- 1998, 99, 2000, 2001
 Christie, Ryan- 1992, 93, 94, 95
 Chrobot, Ron- 1988
 Chudzicki, Eric- 2001, 02, 03, 04
 Clark, Bill- 1947, 48, 49
 Clark, Doug- 1976, 77, 78
 Clark, Jim- 1988, 89, 90
 Clark, Shane- 1992
 Clements, Otto- 1982, 83, 84, 85
 Clemenz, Fred- 1955
 Clinton, Jason- 2003, 04, 05, 06
 Clipp, Carl- 1928
 Coffee, Bill- 1970, 71, 72, 73
 Coffin, John- 1978, 79
 Cole, Hal- 1951, 52, 53
 Cole, LaRico- 1997
 Collins, Tom- 1982, 83, 84, 85
 Colton, Jeff- 1982, 83, 84
 Combs, Vic- 1964
 Compton, Jamie- 1990
 Conover, Nick- 1999
 Cook, Ryan- 1995, 96, 97
 Cook, Warren- 1988, 89, 90
 Cooney, Bill- 1990
 Cooper, Emil- 1929
 Cooper, Herk- 1982
 Cornett, Jim- 1954, 55
 Cosby, Jason- 1993
 Cosgrove, P.J.- 2002, 03, 04, 05
 Cossell, Brent- 1981, 82, 83, 84
 Cothron, Craig- 1995, 96, 97, 98
 Courtney, Randall- 2006, 07
 Cowan, Jeff- 1984, 85, 88
 Cox, Keith- 1991
 Cox, Stan- 1949
 Cox, Tom- 1952
 Craig, Frank- 1960, 61
 Crawford, Brad- 1998, 99, 2000
 Crick, Bob- 1951, 52
 Crisman, Ted- 1968, 70, 71, 72
 Cristoforetti, Joe- 1972
 Cross, Stan- 1972, 73, 74
 Crowe, Billy- 1949, 50, 51
 Crowe, Billy- 1964
 Crowe, Brad- 1975
 Crowe, Richard- 1946
 Crowe, Tom- 1969
 Crowl, Tom- 1984, 85, 86, 87
 Crum, George- 1961, 62
 Crum, John- 1995, 96, 97, 98
 Cullen, Ben- 1993, 94, 95, 96
 Culpepper, Warren- 1985
 Cummings, James- 1974
 Cummings, Jim- 1946, 47
 Cummings, Richard- 1962, 63, 64, 65
 Curtne, Charles- 1955
 Curtner, Dick- 1953, 54, 55
 Cutshaw, Chris- 1987, 88
 Cutshaw, Dave- 1976
 Cutshaw, Mike- 1960, 62, 63
 Daily, Tony- 1984
 Daugherty, Bob- 1969
 David, Jan- 1965, 66, 67, 68
 Davis, Boyd- 1980
 Davis, Desmon- 1993
 Davis, Don- 1959
 Davis, John- 1970
 Davis, Montelle- 1968
 Davis, Rusty- 1961
 Day, James- 1955
 Day, Richard- 1958
 Deakins, Colin- 1962
 Deal, John- 1965, 66, 67
 Deem, Jay- 2003, 04
 Deer, Bob- 1971
 Delaplane, Matt- 1996, 97
 Dellinger, Bob- 1961, 62, 63, 64
 Dellinger, Mike- 1986, 87
 Delvin, James- 1946
 DeMoss, John- 1966, 67
 Dennis, Bob- 1970, 71, 72, 73
 Dennis, Zach- 2004, 05, 06, 07
 DesRoches, Jean Claude- 1998, 99
 Detherage, Jimmy- 1989, 90
 DeVane, Stew- 1965, 66, 67, 68
 Dickelman, Joe- 1988, 89, 90
 Dickinson, Travis- 2003
 Dicks, Bob- 1961
 Dietel, Kevin- 2003, 04, 05, 06
 Dietz, John- 1987
 Dilk, Leland- 1958, 59, 60
 Dilk, Melvin- 1948
 Dilk, Mike- 1980
 Dill, Charles- 1947, 48, 49
 Dininger, Walt- 1947, 51, 52
 Dinkins, Andre'- 2003
 Dittmore, Nick- 1998, 99, 2000
 Dolniak, Dan- 1956, 57, 58
 Dorrell, Charles- 1955, 56
 Douglas, Mike- 1967
 Dryfuse, Corey- 1989, 90
 Dubois, Dan- 1970
 Duffey, Mike- 1986, 87
 Dunbar, Frank- 1968
 Duncan, Jim- 1951, 52, 53, 54
 Dunham, Daviante - 2005
 Dury, Tim- 2006, 07
 Duvall, Tom- 1970
 Eads, Eric- 1991, 92, 93, 94
 Eads, Mike- 1970, 71, 72
 Eads, Phil- 1970, 71, 72
 Easter, Hank- 1957, 58, 59, 60
 Eaton, Skip- 1987, 88, 89, 90
 Edwards, Tony- 1989, 90
 Egenolf, John- 1966, 67, 68, 69
 Eicher, Paul- 1946, 47, 48, 49
 Eisner, Fred- 1973, 74, 75
 Ellis, Larry- 1965, 66
 Ellis, Mel- 1960
 Elmore, Richard- 1963, 64, 65
 Elmore, Sam- 2004, 05, 06
 Elston, Allen- 1986
 Enders, Erik- 1996, 97, 98, 99
 England, Gerry- 1958, 59, 60
 Enright, Kyle- 1999, 2000, 2001
 Eppley, Dale- 1962
 Erschen, Doug- 1990, 91, 92
 Esque, Bruce- 1953
 Etienne, Mike- 1980, 82, 83
 Etienne, Rick- 1993
 Evans, Eric- 1985, 86
 Evans, John- 1966
 Evans, Mark- 1980, 81
 Fahl, Blake- 1991, 92, 93
 Fakes, Todd- 1978, 79, 80
 Fakes, Tyrann- 2006, 07
 Fallowfield, George- 1955, 56, 57, 58
 Faris, Robert- 1974
 Farmer, Omar- 1995, 98
 Farwick, Joe- 1934
 Fawley, Paul- 1929
 Feldman, Carl- 1967
 Feldman, Jerrod- 1990, 91, 92
 Fellmeth, Mark- 1977, 78
 Ferguson, Don- 1968, 69, 70
 Ferrand, Randy- 1969, 70
 Fey, Gil- 1955, 56, 57
 Feyerabend, Steve- 1970



ALL-TIME LETTERWINNERS

- Fillinger, Lewis- 1981, 82, 83, 84
 Fine, Larry- 1958
 Finrock, Ron- 1952, 55
 Fischer, Dave- 1965, 66, 67
 Fischer, Justin- 1998, 99
 Fisher, Mark- 1974, 75, 76
 Flaig, Tony- 1987, 88
 Flanagan, Kevin- 1992, 93, 94, 95
 Flatt, Russell- 1957
 Fleener, Don- 1947, 48
 Fleming, David- 1979
 Fleshman, Jimmy- 2003, 05, 06, 07
 Flueckiger, Russ- 1972
 Fogg, Brian- 1982, 83, 84, 85
 Forsell, Doug- 1987, 88, 89
 Fortin, Stephane- 1996, 97, 98
 Francis, Mark- 1970, 71
 Frazier, Jason- 1995, 96, 97, 98
 Fredenberger, Bill- 1946, 47
 Frempong, Max- 2007
 Fribley, Neil- 1983, 84, 85, 86
 Frickey, Ron- 1978, 79, 80
 Friel, George- 1962, 63, 64, 65
 Fritz, Andrew- 2004
 Furthmiller, Matt- 1989, 92, 93
 Futrell, John- 1991
 Gaines, Jim- 1969, 70
 Gallant, Jeff- 1983
 Gardner, Matt- 1995, 96, 97
 Gardner, Oscar- 1970, 71, 72, 73
 Gardner, Rick- 1972, 73, 74, 75
 Garver, Mitch- 2001, 02
 Gatts, Phil- 1976, 77, 78
 Gaylor, Joe- 1975, 76, 77
 Gecewicz, Todd- 1991, 92, 93
 Geffert, Tom- 1974, 75, 76, 77
 Geller, Stephen- 2006, 07
 Gentry, Brian- 1994
 Gentry, Josh- 1996, 97, 98, 99
 George, Danny- 1960
 George, Dave- 1983
 Gerber, Tim- 1976, 77, 78, 79
 Gilbert, Dawayne- 1996, 97, 98, 99
 Gillies, Pete- 1984
 Gillin, Casey - 2005, 06, 07
 Gillin, Mike- 1969
 Gillock, Mike- 1990, 91, 92, 93
 Gillum, Kenny- 1983, 84, 85, 86
 Gilman, Vernon- 1946
 Gilvin, Mark- 1979, 80, 81
 Glass, Bill- 1966, 69, 70
 Goetz, Jim- 1977, 78, 79
 Goff, Danny - 2005, 06
 Good, Harry- 1924
 Gorczyca, Rob- 1984, 85, 86
 Gordon, Scott- 1997
 Graham, Russ- 1962
 Graves, Dave- 1963, 64, 65
 Graves, Ken- 1960, 61, 62
 Graves, Mike- 1990
 Greaver, Bill- 1965
 Green, Brad- 1992, 93
 Green, Dave- 1962, 63
 Green, Harold- 1984, 85, 86
 Green, Jim- 1969, 70, 71
 Green, Robert- 1998, 99, 2000, 2001
 Greener, Trent- 1985
 Gregory, Gary- 1957
 Gregory, Rob- 2001, 02
 Griffin, Gary- 1998, 99, 2000
 Gross, Wayne- 1965, 66
 Grosskopf, George- 1949
 Groves, Johnny- 2001, 02
 Gruner, John- 1963, 64, 65
 Gude, Will- 1996, 97
 Gunyon, Randy- 1971, 72, 73
 Gutwein, Nick- 1979
 Guy, Kevin- 1988
 Hall, Gary- 1971, 72, 73, 74
 Hall, James- 1968
 Hall, T.J.- 2003
 Hall, Tony- 1996
 Hall, Wade- 1979, 80, 81, 82
 Hammans, Elijah- 2001, 03
 Hammond, Art- 1961, 62
 Hampton, David- 1991, 92
 Hampton, Kern- 1970, 71
 Hanson, Virgil- 1947, 48, 49
 Harden, Kenny- 1996, 97, 98, 99
 Harden, Shane- 1983, 85, 86
 Harding, Deon- 1992, 93, 94
 Harding, Steve- 1974
 Harless, Pat- 1986, 87, 88
 Harmon, Ernest- 1999
 Harrington, John- 2000, 01, 02
 Harris, Jay- 1984
 Harris, Lance- 1984, 85, 86, 87
 Harris, Trent- 2004, 05, 06, 07
 Harrison, Jerry- 1969
 Harrison, Shane- 1987
 Hartley, Tom- 1956
 Hartman, Jeff- 1992, 93, 94, 95
 Hartman, Ronald- 1957
 Hartsock, Tom- 1957
 Harvey, Bob- 1947, 48, 49
 Harvey, Chris- 1996, 97, 98, 99
 Harvey, Henry- 1948
 Harvey, Jim- 1948
 Hass, Paul- 1970, 71, 72, 73
 Hathaway, Mike- 1991, 92, 93
 Hauf, Chris- 1995
 Hauswald, Jeff- 1978, 79, 80, 81
 Hawkins, Dave- 1970
 Hawkins, Tom- 1981, 82, 83
 Hayes, Ralph- 1974, 75, 76
 Hearn, Bob- 1986
 Heavrin, Tony- 1979, 80, 81
 Hedges, Chuck- 1958
 Heelam, Marty- 1994, 95, 96, 97
 Heingartner, Dean- 1953, 54
 Heitzman, Tom- 1965, 66
 Helm, Freddie- 2007
 Helms, Scott- 1988, 89
 Helmuth, Kenny- 1987, 88, 89, 90
 Henkle, D.J.- 2001, 02, 03
 Henline, Cory- 1997, 98, 99, 2000
 Hennecke, Greg- 1988, 89
 Henrick, Ray- 1961
 Henry, John- 1966
 Henthorn, Brad- 1984, 85, 86, 87
 Hergott, Kevin- 1988, 89, 90, 91
 Hermann, Ted- 1952, 53, 54, 55
 Herzberg, Dave- 1976, 77
 Hess, John- 1987
 Hetrick, Mark- 1977, 78, 79
 Heymann, Mike- 1980, 81, 82, 83
 Hickam, Leo- 1978, 79, 80, 81
 Hildebrand, James- 1946
 Hill, Greg- 1970, 71, 72, 73
 Hill, Harry- 1957
 Hill, Randy- 1996, 97, 98
 Hill, Steve- 1991, 92, 93
 Hill, Todd- 1997, 98, 99, 2000
 Hilycord, Bob- 1950
 Hines, D.J.- 1969, 71, 72
 Hinton, John- 1996
 Hissong, Adam- 1995
 Hobbs, Joe- 1959, 60, 61
 Hodgin, John- 1960
 Hoffman, David- 1987, 88, 89, 90
 Hogg, Bob- 1966, 68
 Hogue, Rich- 1967, 68, 69, 70
 Hoke, Jim- 1992, 93
 Hole, Brad- 1979
 Hollis, Dan- 1989, 90
 Holman, Dave- 1966, 67, 68
 Holmes, Jack- 1959
 Horan, Sandy- 1965
 Horn, Ralph- 1952
 Hornett, Joe- 1998, 99, 2000, 2001
 Hornick, Jim- 1991
 Horvath, Dave- 1979, 81, 82
 Hottell, Todd- 1987, 88, 89
 Hotz, Dick- 1952
 House, Jim- 1986
 Howell, Glenn- 1974, 76, 77
 Howk, Jay- 1971, 72, 73
 Huber, Dan- 1973
 Huffman, Jack- 1954, 55, 56
 Kirkman, Tim- 1988, 89
 Hughes, Curt- 1981, 82, 83, 84
 Hults, Brian- 1990, 91, 92, 93
 Hundt, Paul- 1969
 Hunt, Dick- 1956
 Hurd, Jeremy- 1999, 2000, 01, 02
 Hurley, Carmen- 1976, 77, 78
 Hurley, Mike- 1971, 72, 73, 74
 Hurlie, Joe- 1949, 50, 51, 52
 Hurrell, John- 1951, 52, 53, 54
 Hurrell, Lou- 1956, 57, 58, 59
 Hurst, Andrew- 1980
 Hurst, Steve- 1969, 70, 71, 72
 Hutchins, Scott- 1982
 Hutton, David- 1986, 87, 88
 Hyde, Mike- 2001, 02
 Hyten, Dave- 1957, 59
 Ikadabo, Tosin- 2007
 Isza, Gary- 1995, 96, 97, 98
 Ivory, Dave- 1971, 72, 73, 74
 Jackson, Brad- 1987, 88, 89
 Jackson, Chris- 2000, 01, 02, 03
 Jackson, Dennis- 1959, 60, 61, 62
 Jackson, Greg- 1985, 86
 Jackson, Matt- 1999, 2000
 Jackson, Mike- 1958, 59
 James, Steve- 1960, 63
 Janney, Bob- 1946, 47
 Jarosinski, Mike- 1980
 Jaus, Bob- 1949
 Jenkins, Craig- 2004, 05, 06
 Jester, Dan- 1983, 84, 85, 86
 Jester, Dave- 1983, 84, 85, 86
 Jester, Joe- 1974, 75, 76
 Johnson, Aaron- 1993, 94, 95, 96
 Johnson, Anthony- 2000
 Johnson, Armstead- 1960
 Johnson, Jeff- 1991, 92
 Johnson, Marc- 1990, 91, 92
 Johnson, Marcus- 1983, 84, 85, 86
 Johnson, Marty- 1979
 Johnson, Nick- 2004, 05, 06, 07
 Joints, Triston- 2001, 02, 03, 04
 Jones, Jim- 1978, 79
 Jones, John- 1975, 76, 77
 Jones, McKinney- 1982, 83
 Jones, Sean- 2001, 02, 03, 04
 Jones, Tony- 1988, 89, 90, 91
 Jordan, Charlie- 1968, 69, 70
 Judy, Gary- 1969, 70
 Kacer, Kevin- 1983, 84, 85, 86
 Kaegebein, Paul- 1966
 Kaehr, Dave- 1987
 Karr, Darin- 1997
 Kaufman, Chris- 1987, 88, 89
 Kaufman, Jerry- 1968, 69
 Kaufman, Ken- 1959, 60, 61, 62
 Keating, John- 1960
 Keeler, Scott- 1976, 77, 78
 Keene, Larry- 1961, 62, 63, 64
 Kelly, Rich- 1990, 91, 92
 Kendall, Brian- 1990, 91, 92
 Kennedy, David- 1988
 Kennedy, John- 1981, 82, 84, 85
 Kennedy, Steve- 1987, 88, 89
 Kenworthy, Mike- 2006, 07
 Kidwell, Nick- 1997, 98
 Kile, Larry- 1959
 Kimbowa, Josh - 2005, 06, 07
 Kimbro, Harry- 1948
 Kincaide, Weldon- 1949, 50
 King, Joe- 1953, 54
 Kinnaird, Steve- 1966, 69
 Kirkman, Jeff- 1974, 75, 76, 77
 Kistler, Calvin- 1946, 47, 48
 Kistler, Delbert- 1946
 Kistler, Jim- 1968, 69, 70, 71
 Kistler, Manford- 1946, 47, 48
 Klinger, Dal- 1969
 Klingerman, Terry- 1972
 Klos, Stan- 1946, 47, 48, 49
 Klusmeier, Jimmy- 1997, 98, 99
 Knecht, Andy- 1983
 Knee, Matt- 1993, 94, 95, 96
 Knight, Alfred- 1952
 Koehler, Bob- 1976, 77, 78, 79
 Koegler, Karl- 1985, 86
 Koenig, Joe- 1969, 70, 71
 Koers, Pat- 1960, 61, 62, 63
 Kohn, Matt- 2001, 02, 03, 04
 Kooztz, John- 1960, 61, 62, 63
 Kost, Jack- 1956
 Koulianos, Pete- 1995, 96, 97, 98
 Kozyra, Sam- 1988, 89, 90
 Kramer, Joe- 1990
 Kreimer, David- 1967
 Kreinhagen, Kevin- 1995, 96, 97, 98
 Kruse, Dave- 1980
 Kuhn, David- 1982
 Kumming, Gary- 1969
 LaBorn, Fred- 1968, 69
 Lacey, Bert- 1959
 Ladd, Jimmy- 2006, 07
 Landwerlen, Jim- 1979, 80, 81, 82
 Lane, Adam- 2002, 03, 04, 05
 Lane, Steve- 1955, 58
 Lanie, Tim- 1974, 75, 76, 77
 Largas, Tom- 1974, 75, 76, 77
 LaRussa, Francis- 1947, 48, 49
 Lasker, Lance- 2007
 Laskowski, Bob- 1958
 Latham, Rodney- 1989, 91
 Lauck, Brian- 1995, 96, 97, 98
 Lee, Mike- 1975
 Legg, Doug- 1970
 Leistikow, Henry- 1949
 Lemme, Steve- 1962, 64, 65
 Lemmel, Josh- 2000
 Lentz, Karlles- 1950
 Leonard, Tim- 1973, 74, 75
 Lepper, Herb- 1961, 64, 65
 Lewis, Don- 1955, 56, 57
 Liette, Ted- 1995, 96, 97, 98

ALL-TIME LETTERWINNERS



- Lile, Carl- 2002, 03, 04, 05
 Link, David- 2004, 05, 07
 Logan, Adam- 2000
 Loggan, Paul- 1981, 82, 83, 84
 Loggan, Ted- 1986, 87, 88
 Long, Mike- 1998
 Lorsung, Matt- 1989, 90, 91
 Lucas, Travis- 1997, 98, 99, 2000
 Luckiewicz, Joe- 1982, 83, 84, 85
 Ludwig, Pat- 1977
 Luksko, Billy- 1992
 Lull, Lester- 1965, 66, 67
 Lutes, Ted- 1957
 Lutgring, Dan- 1978, 79
 Lutgring, Duane- 1980, 81, 82, 84
 Lynch, Steve- 1963
 Lynn, Eric- 1999, 2000
 Lyon, Joe- 1986, 87, 88, 89
 Lyons, Walt- 1959, 60, 61, 62
 Mach, Mike- 1975, 76, 77, 78
 Maciejewski, Ed- 1954, 55, 56, 57
 MacIntyre, Charlie- 1998
 Mackey, Fred- 1959, 60, 61, 62
 Maffett, Bob- 1972
 Mager, Rob- 2000, 01, 02, 03
 Maguire, Mike- 1960
 Mallery, John- 1979
 Manning, Cesaré- 2000, 01, 02, 03
 Maple, Bob- 1964, 65, 66
 Maple, Steve- 1962, 63, 64, 65
 Mappes, Andy- 1983, 84, 85, 86
 Mappes, Mike- 1984, 86
 Marcinko, Steve- 1984, 85, 86
 Marien, Ed- 1960, 61
 Markle, Harold- 1960, 61
 Markle, Stan- 1971, 72, 73, 74
 Marrs, Brett- 2000, 01, 02
 Martin, Brian- 1987
 Martin, John- 1951
 Martin, Josh- 2007
 Martin, Ken- 1990, 91, 92
 Martin, Rick- 1980, 81
 Martin, Steve- 1994, 95
 Martin, Willie- 1958, 59, 60, 61
 Martínez, Anastacio- 1950, 51, 52, 53
 Martínez, Henry- 1950
 Martínez, John- 1953
 Matern, Jerry- 1968
 Matheis, Greg- 1988, 89, 90, 91
 Mattix, Kurt- 1994
 Maxwell, Jon- 1979
 Maze, Mark- 1981, 82, 83, 84
 Maze, Matt- 2004, 05, 06, 07
 McBride, Bob- 1947
 McCamey, Gary- 1989, 90, 91, 92
 McCoy, Donnie- 2001, 02, 03, 04
 McElwan, Mike- 1970
 McGee, Joe- 1958
 McGrath, Bill- 1946, 47, 48, 49
 McGuinness, Jason- 2006
 McKay, Tom- 1968
 McKinley, Bill- 1981, 82
 McLean, Steve- 1976, 77, 78, 79
 McManus, Tom- 1985
 McMichel, Tim- 1980, 81, 82, 83
 McMurray, Scott- 1991, 92, 93
 McNamara, Charles- 1963, 65, 66
 McNamara, Pete- 1964
 McNamara, Tom- 1962, 63
 McPhee, Rich- 1998
 McPherson, Jeff- 1992
 Meeks, Mason- 1961, 62, 63, 64
 Meller, Todd- 1990, 91, 92
- Merriott, John- 1958
 Merriweather, Eric- 1984
 Merryman, Don- 1955
 Michuda, Matt- 2007
 Middlebrooks, Paul- 1951
 Middleton, Omar- 1962
 Miklik, Mike- 1993
 Miles, Corey- 2002
 Miles, Don- 1954
 Miles, Scott- 1977
 Miller, Charles- 1961, 62, 63, 64
 Miller, Jarad- 2000, 01, 02, 03
 Miller, Jeff- 1978, 79, 80
 Miller, Kent- 1953
 Miller, Kevin- 1975
 Mills, Greg- 1981, 82, 83, 84
 Mills, Mike- 1974, 75, 76
 Minniear, Dennis- 1988, 89, 90
 Misher, Lee- 2003
 Mitchell, Jeff- 1988, 89, 90
 Mitny, John- 1970, 71, 72, 73
 Mock, Brad- 1985
 Mollaun, Dan- 1966, 67, 68
 Mom, Joe- 1971, 72
 Monahan, Brian- 2000, 01, 02
 Montfort, Bill- 1989, 90, 91
 Montfort, Jeff- 1992, 93, 94
 Montgomery, Robert- 1963
 Montgomery, Steve- 1965
 Montgomery, Steve- 1972, 73, 74, 75
 Montgomery, Thurman- 1984, 85, 86, 87
 Moore, Andy- 2002, 03, 04, 05
 Moore, Damon- 1999
 Moore, Delmar- 1932
 Moore, Max- 1951
 Moore, Sebastian- 2007
 Moreman, Ivan- 1946, 47, 48, 49
 Morgan, Rusty- 1992
 Morris, Joe- 1989, 90
 Morris, Ken- 2001, 02, 03
 Morrison, Jace- 2007
 Morwick, Ken- 1968
 Moser, Steve- 1985, 86
 Mosher, Jim- 1996
 Mossbrucker, Kyle- 2006
 Motsinger, Tim- 1979, 80, 81, 82
 Mouser, Kevin- 1976, 77, 78
 Mowry, Bill- 1966, 67
 Moye, Leo- 1956, 57, 58
 Mazingo, Mike- 1991
 Mumm, Joe- 1972
 Munson, Ted- 1992, 93, 94, 95
 Murff, Mark- 1991, 93, 94
 Murphy, Dick- 1962, 63, 65, 66
 Murphy, Pat- 1968
 Myetich, Joe- 1985
 Nalley, Dick- 1974, 75, 76
 Nalley, Marcus- 2004, 05, 06
 Nay, Jack- 1956
 Neal, Chad- 1994, 95, 96, 97
 Neihus, Jack- 1953
 Nelson, Jim- 1980, 81
 Neuenschwander, Brandon- 1998
 Newton, Glen- 1952
 Nicodemus, Alonzo- 1946
 Nicolini, Kevin- 1999, 2001, 02
 Nicoson, Dan- 1965, 66, 67
 Nisbet, Dennis- 1998, 99, 2000, 2001
 Nobbé, David- 1988, 89, 90, 91
 Noland, Harvey- 1947
 Norris, Jim- 1999, 2000, 01, 02
 Norris, Rob- 1985, 86, 87
 Northey, Jim- 1981
- Nottingham, Tom- 1976
 Novak, George- 1976, 77, 78
 Nye, Jim- 1953
 Nyers, Dick- 1952, 53, 54, 55
 Nyers, Jim- 1957, 58
 Nyquist, Dick- 1958
 Oechsle, David- 2003
 Oldham, Willis- 1951, 52, 53, 54
 Olsen, Jim- 1970, 71
 O'Neal, O'Bryant- 1991
 Osborne, Tom- 1988, 89, 90
 Otolski, Bob- 1957, 58, 59
 Overman, Dave- 1975, 76, 77
 Owen, Andy- 1997, 98, 99, 2000
 Owens, Jack- 1949
 Owens, Richard- 1961
 Oxley, Bob- 1955
 Page, Ross- 1952
 Panko, Lynn- 2005, 06
 Paris, Mack- 1968
 Parker, Nick- 2002, 03, 04, 05
 Parks, Pat- 1980, 81, 82
 Parmer, Tad- 1992, 93, 94, 95
 Parr, Floyd- 1952
 Patten, James- 1986, 87
 Patterson, Dick- 1957
 Patterson, Tom- 1962, 63, 64, 65
 Pawlik, Rod- 1972, 73, 74, 75
 Payne, Meredith- 1962, 63, 65, 66
 Payne, Phil- 1977, 78
 Pearson, Tom- 1962, 63, 64
 Peller, Tom- 1979, 80, 81, 82
 Pellett, Ed- 1947, 48
 Pendergrass, Deon- 1996, 97, 98, 99
 Penrod, Sam- 2002, 03, 04, 05
 Perdue, Erin- 1999
 Pernel, Anthony- 1979, 80
 Perry, Ed- 1978, 79
 Perry, Mike- 1981, 82
 Peters, Joe- 1975, 78
 Peters, John- 1974, 75, 76, 77
 Peterson, Jim- 1957
 Peterson, Matt- 1993, 94, 95
 Praelher, Don- 1952
 Phillips, Bob- 1947
 Phillips, Chris- 1993
 Phillips, Jim- 1966, 67, 68
 Pickett, Seth- 2004, 05, 06, 07
 Piercefield, Eugene- 1951
 Ping, Jim- 1981
 Pinkston, Pat- 1952
 Pitman, Don- 1974, 75, 76, 77
 Pittaluga, Tony- 1989, 90
 Poad, Doug- 1983, 84
 Poling, Jason- 1994, 95, 96
 Polk, Robin- 1975, 76, 77
 Pollock, Brad- 1977, 78, 79, 80
 Pope, Bill- 1970, 71
 Porter, Matt- 1991, 92, 93, 94
 Powe, Lavell- 1983
 Powell, Chuck- 1996, 97, 98, 99
 Powell, Darius- 2006, 07
 Preston, John- 1948, 50, 51
 Price, Chris- 2001, 02
 Prichard, Adam- 2006, 07
 Prickett, John- 1956, 59, 61
 Printz, Charles- 1957
 Pritchett, Bob- 1956
 Prodouz, Jason- 1993
 Probylla, Ken- 1959
 Puckett, Gary- 1983, 84, 85, 86
 Pugh, Dudley- 1963, 64, 65
 Purichia, Carol- 1957, 58, 59, 60
- Qualizza, Chris- 1992
 Quinn, Bruce- 1963, 64, 65
 Quintana, Eric- 2006, 07
 Raab, Eddie- 1946, 48
 Ragatz, Gary- 1969
 Ramsey, Jean- 1959
 Ransburg, Dean- 1950, 51, 52, 53
 Ransom, Keith- 1983, 84, 85, 86
 Ray, Craig- 2007
 Ray, Michael- 1984
 Rectanus, Mike- 1985, 86, 87, 88
 Redd, Jeremy- 1996, 97, 98, 99
 Redd, Jim- 1990, 91, 92, 93
 Redding, Paul- 1987, 88, 89
 Redman, Kirby- 1971, 72
 Reel, Mike- 1976, 77
 Rees, Devon- 1978, 79
 Rees, Larry- 1960
 Reeves, Chino- 1997, 98
 Reeves, Duddy- 1975, 76, 77, 78
 Regan, Philip- 2003
 Reiff, Mark- 1974, 77
 Reiff, Ralph- 1976, 77, 78, 79
 Reiter, Craig- 1975, 76
 Renner, Bruce- 2002, 03, 04, 05
 Reyes, Robert- 1983, 84
 Rhoden, Marvin- 1965
 Richardson, Andy- 1993, 94
 Rickerd, Tim- 1974, 75
 Rider, John- 1946
 Rider, William- 1946
 Ridley, Damon- 1982, 83, 84, 85
 Riegley, Lance- 1997, 98, 99, 2000
 Roach, John- 1975, 76
 Roberts, Brad- 1990, 91, 92, 93
 Roberts, Bryan- 1988, 89, 90
 Roberts, J. D.- 1993, 94, 95, 96
 Roberts, Wendell- 1948, 49, 50
 Robertson, Randy- 1972, 73, 74
 Robinson, Charles- 1952
 Robinson, Dale- 1949, 50, 51
 Robinson, Dave- 1952
 Robinson, Rob- 2002, 03
 Robinson, Walter- 1999, 2000, 02, 03
 Roby, John- 1979
 Rodgers, Terry- 1963
 Rodriguez, Al- 1985, 86, 87, 88
 Roell, Andy- 1995, 96, 97, 98
 Romano, Nick- 1971, 72
 Rose, Mark- 1977
 Rosenmeyer, Herb- 1949
 Ross, Bill- 1967
 Roth, Mike- 1968, 69, 70
 Rothrock, Bob- 1970
 Rowe, Gary- 1971, 72
 Rucker, Ron- 1959, 60
 Ruehmann, Allen- 1965, 66
 Russell, Justin- 2004, 05, 06
 Ruster, Bruce- 1967, 68, 69
 Rutherford, Chris- 2007
 Rybak, Jeff- 1986, 87
 Sabotin, Doug- 1984, 85, 86, 87
 Salzer, Ken- 1967
 Samuelson, Tom- 1979, 80, 81, 82
 Sanders, Sean- 1985, 86, 87, 88
 Sanford, Kevin- 2004, 05, 06
 Sark, Steve- 1974, 75, 76, 77
 Sasser, Denver- 1956
 Sassmannshausen, Greg- 1991, 92
 Savage, Willie- 1994, 95, 96
 Savenelli, Renaldo- 1948, 49, 50, 51
 Savich, Steve- 1978, 79
 Sawrie, Dave- 1975, 76, 77



ALL-TIME LETTERWINNERS

- Scarpone, Greg- 1980, 81, 82, 83
 Schantz, Tony- 1991, 92, 93
 Scheib, Dave- 1961, 62, 63, 64
 Schembra, Larry- 1968, 69, 70, 71
 Schepman, Todd- 1987, 88, 89
 Schlicher, B.J.- 2000
 Schlosser, Marvin- 1953
 Schmalfeldt, Greg- 1979, 80, 82, 83
 Schmidt, Mike- 1961
 Schmutte, Bill- 1953
 Schneider, Matt- 1988, 89
 Schoening, Eric- 1982, 83, 84, 85
 Schoerling, Steve- 1961
 Scholl, Herschel- 1928
 Schott, Chris- 1991, 92, 93
 Schrier, Dick- 1952, 53, 54, 55
 Shrink, Steve- 1966, 67, 68, 69
 Schroder, Gerald- 1949
 Schroeder, Roland- 1950
 Schuck, Jack- 1965, 66, 67, 68
 Schulte, Chad- 1999, 2000, 01, 02
 Schuman, Charles- 1960, 61
 Schutz, Harold- 1946, 47, 48, 49
 Schwendenmann, Steve- 1963, 64, 65, 66
 Schwering, Andy- 1992
 Sciarra, Mark- 1973, 74, 75
 Scipio, Joel - 2005
 Scott, Mark- 1981
 Scott, Randy- 1983
 Sears, Mike- 1974, 75, 76
 Seibert, Bill- 1987
 Semenick, Doug- 1969, 70, 71, 72
 Shafer, Nathan- 1991, 92
 Shafer, Tim- 1983
 Shaw, Artie- 1954, 57, 58, 59
 Shaw, Dave- 1949, 50, 51
 Shaw, Kevin- 2004, 05, 06, 07
 Shaw, Lindsay- 1968, 69
 Shelburn, Joe- 1994, 95, 96, 97
 Shelton, Derrick- 1987, 88
 Shelton, Joe- 1996, 97, 98
 Shelton, Shawn- 1991, 92
 Shepherd, Buster- 1967, 68
 Shepler, Brent- 1987, 88, 89, 90
 Shepler, Mark- 1988, 89, 90, 91
 Shiban, Phil- 1992, 93, 94, 95
 Shircliff, Mike- 1957
 Short, Bill- 1956
 Sidebottom, Dale- 1964, 65
 Sidebottom, Ken- 1967
 Sidebottom, Rick- 1970, 71, 72
 Siecker, Matt- 1996, 97
 Simons, Neimiah- 2003, 04, 05, 06
 Sims, John- 1971, 72, 73, 74
 Sisk, Mickey- 1971, 72
 Sittler, Steve- 1981, 82
 Sitzman, Ken- 1992
 Skinner, Bill- 1946
 Skirvin, Gene- 1980
 Slavens, James- 1950
 Slavens, Jim- 1975, 76, 77, 78
 Slunaker, Gary- 1966, 68
 Smith, Brock- 2000, 2001
 Smith, Dave- 1963, 64, 65, 66
 Smith, David- 1951
 Smith, David- 1987, 88, 90
 Smith, Edward- 1957
 Smith, Eric- 1996, 97, 98, 99
 Smith, Hal- 1981
 Smith, Jason- 2004, 05, 07
 Smith, Mark- 1980, 81
 Smith, Mike- 1978, 79, 80
 Smith, Oscar- 1929
 Smith, Troy- 1989, 90
 Smitha, Chuck- 1971, 72, 73, 74
 Smitha, Steve- 1973, 74
 Snider, Floyd- 1957
 Snodgrass, Scott- 1993, 94, 95, 96
 Sobotka, Brandon- 1999, 2000
 Socha, Mike- 1992
 Somers, Chris- 1992
 Sommers, Shawn- 1995, 96, 97, 98
 Sorg, Jason- 1994, 95, 96
 Sorg, Jeff- 1994, 95, 96
 Sparks, Larry- 1973, 74, 75
 Sparks, Otis- 1946
 Spaulding, Doug- 1976
 Spears, Albert- 2004, 05, 06, 07
 Spilly, Arnold- 1949, 50, 51, 52
 Spraggins, Ron- 2002
 Spray, Pat- 1990, 91, 92, 93
 Springer, Shawn- 1991, 92, 93
 Spurgeon, Rick- 1977, 78
 Stahley, Jeremy- 1995, 96, 97, 98
 Stahlhut, Walt- 1949, 50, 51, 52
 Stanley, Bob- 1971, 72, 73
 Stanley, Larry- 1973, 74, 75
 Stanton, Ryan- 1993, 94, 95, 96
 Stech, Victor- 1932
 Stephenson, Kyle - 2005, 06
 Stevason, Steve- 1979, 80, 81
 Stevens, Bill- 1956, 57, 58
 Stevens, Clint- 2000
 Stevenson, Glen- 1947, 48
 Stewart, Johnnie- 1989, 90, 91, 92
 Stowers, Don- 1963, 64, 65
 Strachan, Ronald- 1949, 50
 Strader, Phil- 1955, 57, 58
 Stradley, Keith- 1998
 Stratton, Vance- 1972, 73, 74, 75
 Stroeh, Steve- 1964, 65, 66, 67
 Strong, Lance- 1983, 84, 85, 86
 Stucky, David- 1956
 Stump, Perry- 1955
 Surface, Brent- 2003, 04, 05, 06
 Sutton, Chad- 1987, 88, 89
 Sutton, Moe- 2001, 02
 Swafford, Jim- 1984
 Swartz, Joe- 1986
 Swartz, Pete- 1982, 83, 84, 85
 Swayne, Ray- 1950, 51
 Sweeney, Gary- 1975, 76
 Switzer, John- 1967
 Sykora, Harry- 1981, 82
 Symmonds, Gene- 1960
 Szostak, Peter- 2004, 05, 06
 Szymanski, Don- 1975
 Taylor, Charles- 1953, 54
 Taylor, Matt- 2004, 05, 06, 07
 Taylor, Mike- 1990, 91
 Taylor, Tom- 1980, 81
 Teater, Dean- 1968
 Templeman, Kevin- 1997, 98, 99, 2000
 Terry, Norman- 1961, 62, 63, 64
 Tharp, John- 1978
 Thayer, Fred- 1950, 58
 Thomas, Craig- 1993, 94
 Thomas, Donald- 1955
 Thomas, Lamont- 2006, 07
 Thomason, Mickey- 1967, 68
 Thompson, Darren, 1987, 88
 Thompson, Mike- 1967
 Throgmartin, Jerry- 1976
 Tinsley, Troy- 2001, 02, 03, 04
 Titzer, Brian- 1985, 86, 87
 Todd, Boyd- 1925
 Todd, Jason- 1990, 92, 94
 Tolliver, Marquis- 1998, 99, 2000, 02
 Trent, Matt- 2002, 03, 04
 Trier, Joe- 1988, 89, 90
 Trisler, John- 1960
 Truesdale, Milton- 1949
 Tullis, Gene- 1956
 Turley, Ryan- 1992
 Turner, Bill- 1976
 Tutterow, Bill- 1965, 66, 67, 68
 Tyler, Lashawn- 2006, 07
 Uhrhammer, Dennis- 1989
 Umphress, Brandon - 2005, 06, 07
 Ungashick, Paul- 1993, 94, 95, 96
 Upchurch, Paul- 1981
 Utterback, Eric- 1992, 93, 94, 95
 Van, Greg- 1970
 VanEmon, Derek- 2002, 03, 04
 VanJelgerhuis, Dave- 1968
 VanKeuren, Herb- 1965
 Varcadipone, Steve- 1999
 Vargo, Ned- 1952, 53, 54, 55
 Velez, Paul- 1955
 Verhonik, Dave- 1968, 69
 Vest, Ron- 1983
 Vesta, Louis - 2005, 06, 07
 Volz, Chris- 1998, 99, 2000, 2001
 Vondersaar, Josh- 1994, 95, 96, 97
 VonStetina, Scott- 1989
 Vormohr, Dave- 1982, 83, 84, 85
 Vormohr, Frank- 1977, 78, 79
 Vormohr, John- 1984, 85, 86
 Vuillemot, Bob- 1952, 53, 60
 Wagner, John- 1948
 Wallace, Mark- 1980
 Walter, Gilbert- 1958
 Walton, Vasco- 1963, 64, 65
 Waltz, Eric- 1968
 Ward, Dick- 1957
 Ware, Jim- 1959, 60, 61, 62
 Warner, Art- 1970
 Warner, Mike- 1985
 Watkins, Adam- 1994, 95, 96
 Watson, Randy- 1968, 69, 70, 71
 Weather, Venie- 2003, 04, 05
 Weber, Dave- 1962, 63, 64
 Weber, Jeff- 1995
 Weber, Jim- 1961, 64
 Webster, Richard- 1966
 Weeks, Loren- 1991, 92, 93
 Weinheimer, Chris- 2002, 03, 04
 Welch, Tom- 1958, 59
 Wells, Todd- 1988, 89, 90
 Welmer, Gary- 1971, 73
 Werbe, Jim- 1969
 Werling, Josh- 1990, 91, 92
 Werner, Tim- 2003
 Wessel, Tim- 1981, 82
 Wetherald, Larry- 1966, 67, 68
 Wetherald, Terry- 1959
 Wheat, Jim- 1980, 81
 Wheatley, Steve- 1971, 72, 73, 74
 Wheeler, Bob- 1949
 Wheeler, Mark- 1969, 70, 71, 72
 White, Christopher- 2004, 05
 White, John- 1963
 Whitlock, Jerry- 1959, 62
 Widloff, Dale- 1974
 Wiechart, Chad- 1999, 2000, 01, 02
 Wilbur, Jim- 1955, 56, 57, 58
 Wilder, Joe- 1952
 Wiley, Larry- 1989, 90, 91
 Willan, Bill- 1973, 74, 75, 76
 Williams, Bill- 1975, 76, 77
 Williams, Bob- 1968
 Williams, Dan- 1976, 77, 78, 79
 Williams, Dick- 1959
 Williams, Jamel - 2005, 06, 07
 Williams, John- 1979, 80, 81, 82
 Williams, Lionel- 2001
 Williams, Mark- 1975
 Williams, Mark- 1981, 82
 Williams, Mike- 1975
 Williams, Mike- 1981, 82, 83
 Williams, Scott- 1979, 80, 81
 Williams, Steve- 1976, 77, 78, 79
 Williams, Tom- 1982, 84, 85
 Willis, Cole- 2007
 Willsey, Bill- 1960, 61
 Wilson, Dave- 1954
 Wilson, David- 1991, 92, 93
 Wilson, Gary- 1970
 Wimmer, Rick- 1977
 Windell, Jay- 1951, 52
 Winings, Dave- 1972, 73, 74, 75
 Winton, Terry- 1982
 Wise, Ron- 1954, 55, 56, 57
 Wishnevski, Mike- 1979, 80, 81, 89
 Wisneski, Bob- 1956, 57
 Woelfel, Jim- 1980, 81, 82
 Woelfel, Rob- 2001
 Wolf, Dennis- 1965, 66
 Wollman, Dave- 1975, 76, 77, 78
 Wonnell, Tim- 1977
 Wood, Bob- 1949, 51, 54, 55
 Wood, Dave- 1972, 73, 74, 75
 Wood, James- 2005, 06
 Wood, Steve- 1982, 83, 84, 85
 Woodfork, David- 1991, 92
 Woodie, Charlie- 1971
 Woodmansee, Lloyd- 1949
 Wooten, Troy - 1984, 85, 86, 87
 Work, Rick- 1991
 Wright, Eric - 2005, 06, 07
 Wright, James- 2001
 Wright, Tim- 2000, 01, 02, 03
 Wrona, Paul- 1995
 Wruck, Ernie- 1946, 49
 Wyss, Jake- 2002, 03
 Yeazel, Terry- 1957
 Yoder, Neal- 1977, 78, 79, 80
 York, Mike- 1979
 Young, Dennis- 1977, 78, 79, 80
 Young, John- 1958
 Young, Paul- 1972
 Young, Paul- 1986, 87, 88
 Zavala, Corey- 1993, 94, 95
 Zehr, Dave- 1981
 Zembala, Larry- 1976, 77, 78
 Zentz, Tony- 1960, 61
 Zielinski, Dan- 1955, 56, 59
 Zielinski, Frank- 1951
 Zike, Travis- 2001, 02, 03
 Zimmerman, Robert- 1991
 Zopf, Charles- 1950, 51
 Zupancic, Tom- 1974, 75, 76, 77

INDIANAPOLIS



The city of Indianapolis continues to thrive. The most recent jewel in the city's crown is the Lucas Oil Stadium, set to open in the Fall of 2008, the home of the Indianapolis Colts. Also in the fabulous downtown area is the stunning Indiana State Museum in White River State Park, which opened in May 2002. This edifice on Downtown's Canal Walk comes on the heels of other recent additions such as the NCAA national office and its Hall of Champions, Conseco Fieldhouse, Indiana Fever Women's National Basketball Association franchise, and the US Grand Prix Formula One race.

Indy scored the Basketball World Championships in 2002 and played host to the 1991 World Gymnastics Championship; Olympic trials in swimming, diving, and synchronized swimming; national championships in gymnastics, track and field, rowing, canoeing/kayaking, swimming, diving, ice skating, archery, synchronized swimming, and NCAA championships in many of the same sports.

Indy has hosted these events with a multimillion-dollar array of world-class facilities: the National Institute for Fitness and Sport; Conseco



New buildings and facilities are everywhere in Indiana's capital city, and progress continues. Downtown life has been rejuvenated in the past quarter-century, and the city is recognized as a national center for amateur sports.

Indianapolis, called the Crossroads of America, is within a three-hour drive for more than 15 million people; half of the United States' population lives only a day's drive from the city, and Indiana boasts more interstate highways than any other state.

Indiana's capital is the nation's 12th-largest city (population: 800,000) and is the largest inland city in the country. Counting the residents of the greater metropolitan area, the population rises to some 1.5 million.

There are 12 institutions of higher learning in or near the city, which boasts the Indianapolis Museum of Art, Eiteljorg Museum of American Indian and Western Art, Indianapolis Symphony Orchestra, Indiana Repertory Theater, Indianapolis Opera, Conner Prairie Pioneer Settlement, and the new Indiana State Museum. The city is home to White River Park with its lovely Canal Walk, an oasis with lush landscaping, large fountains, antique-style street lamps, walkways, pedestrian bridge, pedal boats, jogging paths, and murals depicting scenes of life in Indiana. The park includes the Indianapolis Zoo, White River Gardens, the IMAX theatre, and the NCAA campus. The four-story Circle Centre mall offers plenty of shopping, food, and fun.

Indy is famous for auto racing; the world's largest sporting event is the 500 race at the Indianapolis Motor Speedway, annually drawing 300,000 spectators. The Brickyard 400 NASCAR race and US Grand Prix Formula One race add to the city's racing laurels. Indianapolis hosted the Pan American Games in 1987 and the NCAA Final Four men's basketball



Fieldhouse, home of the NBA's Pacers and WNBA's Indiana Fever; the 55,506-seat RCA Dome, home of the NFL's Colts; one of the fastest swimming pools in the world in IU's Natatorium; Indianapolis Tennis Center with 24 tennis courts and 8,000-seat stadium; the 12,500-seat IU Track and Field Stadium; Major Taylor Velodrome, site of international and national cycling meets; and Victory Field, home of the Triple-A Indianapolis Indians, a minor league affiliate of the MLB's Pittsburgh Pirates.

Other pro sporting events in Indy have included the U.S. Women's Open, the PGA, the Brickyard Crossing Senior Golf Classic, and RCA Tennis Championships. The city hosted the Davis Cup quarterfinals in 1998. Indy sports the Indiana Ice amateur hockey team and the Indiana Blast men's professional soccer team, and serves as headquarters for many national amateur sports governing bodies and the National Track and Field Hall of Fame.





UINDY

UNIVERSITY of INDIANAPOLIS®

Inspiring Excellence™

Founded in 1902 by what is now the United Methodist Church, the University of Indianapolis is a comprehensive institution of higher education with a faculty and student body representing diverse faiths, nationalities, and racial and ethnic heritages. The 4,300 students are drawn from around the world to the academically challenging undergraduate, master's and doctoral programs the university offers, and especially the strong programs in business, education and the nationally ranked health sciences.

The University of Indianapolis is inspiring excellence with a personal approach to education and a commitment to academic quality. Outstanding faculty inspire students in small classes that allow individual attention. Further, students are encouraged to apply their knowledge to real-world situations, through internships, active learning in the classroom and community service.

Top-tier rankings

* Ranked in the top tier of universities in its class by U.S. News & World Report, the University offers a comprehensive education toward degrees in arts and sciences, education, and health care, with all courses taught by qualified faculty, not teaching assistants.

Outstanding degree programs

* The University offers 22 master's and five doctoral programs, with several graduate programs ranked among the best in the country.

* The University's interdisciplinary centers, the Center of Excellence in Leadership of Learning and the Center for Aging and Community, represent the most up-to-date theory and practice in the fields of education and gerontology.

International campus and affiliations

* The University of Indianapolis-Athens campus is a fully integrated international campus of the University, located near historic Syntagma Square in the Plaka at the base of the Acropolis.

* Additionally, University affiliations in Israel, Belize, and Asia, combined with a significant number of international students on the Indianapolis campus, enrich the educational experience for all students.



Great Lakes Valley Conference All-Sports
Trophy 2002-03 Champions

Personal attention

* With caring, dedicated professors, a student-to-faculty ratio of 12 to 1, and an average class size of 18 students, the University of Indianapolis provides personal attention to students in a nurturing environment.

* Students are treated as individuals in registration, financial aid, residence life, and other areas that can "make or break" the college experience.



Opportunities for students to apply learning

* University of Indianapolis students are encouraged to apply their learning through internships, service projects, or other real-world experiences. Students benefit directly from the campus's close proximity to the city, its community partnerships, and faculty with active professional connections.

* The University's Institute for Emerging Careers is identifying new career paths for students, and developing the curriculum and experiences students need to be well-prepared for professional life in these fields.

* The University's commitment to community partnerships is exemplified in the nearby Fountain Square area, where faculty and students are bringing vital health care services to local residents, and opportunities to volunteer or earn service-learning credits abound.



Dr. Beverley ITTS



University resident • Ed. D., Ball State University, 1981

Beverley J. Pitts, former provost and vice president for academic affairs at Ball State, became the university's eighth president, July 5, 2005. She succeeded Jerry Israel, who retired.

Pitts is the first female president in the 103-year history of the comprehensive institution, which has 4,100 undergraduate and graduate students on its main campus and is affiliated with the United Methodist Church.

The selection of Pitts was based on her impressive leadership qualities, solid record of accomplishments, and outstanding communication skills, said Sue Anne Gilroy, chair of the Search Committee. In addition to 20 years as a communication professor and administrator at Ball State, Pitts skillfully shepherded that institution through an especially difficult period while serving as acting president in 2004.

"The goal of our Search Committee was to conduct an exhaustive national search that would be open and inclusive, resulting in the selection of a visionary and dynamic, experienced and entrepreneurial president who will guide the university to the next level of excellence, building upon the impressive accomplishments of Jerry Israel," Gilroy said. "We found that person right here in Indiana."

Pitts was among four finalists, culled from nearly 80 candidates, who were invited to campus for interviews with seven advisory committees representing students, faculty, staff, alumni and community leaders. "With every constituent group, she was the universal favorite," said Christel DeHaan, chair of the Board of Trustees.

"I thoroughly have enjoyed working these last seven years with Dr. Israel and watching the university prosper under his remarkable leadership," DeHaan said. "The university has made tremendous strides, and is well-positioned for even greater achievements ahead. The Board is convinced that Dr. Pitts is the one to carry the baton forward."

Pitts began her higher education career as an English instructor at Anderson University, where she received a bachelor's degree in English in 1968. She subsequently earned two degrees from Ball State: a master's in journalism and a doctorate in higher education.

While on the faculty at Anderson from 1977 to 1985, Pitts rose to assistant professor and became founding chair of the Department of Communication. She joined the Ball State faculty in 1985, where she moved through the ranks to become professor of journalism and assume increasing administrative responsibilities.

As provost and vice president for academic affairs, Pitts now has oversight of seven academic colleges and 900 faculty. She played a leadership role in developing the Freshman Connections program, which was identified as one of 13 Best Practice Programs in the Freshman Year by the national Policy Center on the First Year of College. Freshman retention at Ball State went from 67 percent in 1997 to 80 percent by 2003.

Pitts has been the designer or project director for five Lilly Endowment grants to Ball State totaling more than \$36 million. Two of the projects have addressed student retention, and the most recent funded a new Center for Media Design.

"I tried to bring the small, liberal arts experience I had enjoyed so much in my years as student and educator at Anderson, to Ball State through the Freshman Experience and retention programs," Pitts said. "Those experiences transfer well to the University of Indianapolis, which provides an important liberal arts foundation, as well as the opportunity for personal relationships between faculty and students that lead to retention and academic success."

"The university has come so far in the last few years. It has wonderful programs and great potential to serve Indianapolis and Indiana. It's exciting to go to a university that's in such great shape and has so many possibilities ahead. I am hopeful my communications background will help in telling the university's story further, to bring it even greater visibility and prestige."

"It's reassuring to leave the university in such good hands," said Israel. "I'm delighted that someone of Dr. Pitts' experience and leadership ability has accepted the opportunity to become the next president. Her knowledge and visibility in Indiana will allow for a smooth transition and rapid development of her presidency."

Deborah BALOGH



rovost/Senior Vice resident

Deborah Ware Balogh, former interim provost and vice president for academic affairs at Ball State University, assumed her new post at the University of Indianapolis on June 15, 2006.

Balogh said she was attracted by the quality and enthusiasm of the faculty, strong community engagement and nationally recognized academic programs of the University of Indianapolis. "As a resident of Indianapolis, I've been watching the university's reputation and community presence grow, and I'm

impressed by the entrepreneurial spirit I see in its business and community collaborations. I'm honored and delighted to have the opportunity to become part of an institution with such a strong foundation and forward momentum."

A clinical psychologist whose research specialty is vulnerability to schizophrenia, Balogh has been interim provost and vice president for academic affairs at Ball State since June 2005. Prior to that, she served as dean of the Graduate School at Ball State for six years, the last two

while also serving as associate provost. She has been instrumental in bringing significant external funding to the university.

Balogh, who joined the Ball State faculty in 1981, holds three degrees from Bowling Green State University: a bachelor's in psychology and master's and doctoral degrees in clinical psychology. In addition, she completed a postdoctoral internship at The Ohio State University School of Medicine in 1980.

The new provost and vice president is a fellow of the Society for Personality Assessment and serves on the editorial board of the Journal of Personality Assessment. She is the author or co-author of dozens of articles, books and book chapters. Her recent research has focused on ethics in teaching, workplace climate and sexual harassment in the workplace.

Balogh replaced Everette Freeman, who resigned to accept the presidency of Albany State University in Georgia.



ADMINISTRATION

Dr. Sue **WILLEY**

Director of Athletics



Dr. Sue Willey begins her sixth year as director of athletics and her 33rd overall at the university. The 2005 Division II Administrator of the Year by the National Association of Collegiate Woman Athletic Administrators (NACWAA), Dr. Willey has devoted herself to Ulndy athletics in numerous different ways. Student-athlete, coach, administrator and diehard fan are all roles that she's played over her three-plus decades at the school.

Dr. Willey was selected as the 2004 "Pathfinder Award Winner" presented in recognition of her strong commitment to provide quality sport and leadership opportunities for girls and women in the state of Indiana. Dr. Willey continues to serve on numerous boards, being appointed to four-year terms on both the NACWAA Executive Board and the DII Nominating Committee. She is a grauate of the NACWAA Institute for Athletic Executives.

Ulndy has excelled under Dr. Willey's leadership. NCAA postseason tournament appearances and conference championships have come in handfuls under her guidance. Two sports, volleyball and women's soccer, have won their conference and advanced to NCAA tournament play for the first time in the school's history under her direction. Individual national champions have emerged in track and field and swimming while wrestling has produced two national runners-up.

As always, the Ulndy student-athlete continues to succeed in the classroom as this past year, a conference-most 149 student-athletes were named to the Great Lakes Valley Conference All-Academic Team. Add in 38 more All-Academic honorees in swimming and football in the Great Lakes Intercollegiate Athletic Conference and the school can boast 187 total all-conference award winners.

The athletic department's facilities have undergone some major renovations in her tenure. Key Stadium's turf was put in place in the summer of 2004 with the lights being added the following summer. The playing surface at Nicoson Hall has been redone and a complete facelift of the west entrance includes murals and a Greyhound logo entrenched in the new terrazzo floor. The school also boasts a new home to its tennis teams, the Ulndy Tennis Center, just blocks from campus. The indoor facility is a domes structure with seven courts, enabling teams to compete and practice rain or shine.

Dr. Willey recently completed a four-year term on the highest NCAA Committee available to athletic administrators-the NCAA Division II Management Council. Her Management Council assignments included the DII Budget and Finance Committee, DII Student-Athlete Reinstatement Committee, DII Management Council Identity Subcommittee, DII Championships Regionalization Task Force, DII Project Team to Review Issues Related to Diversity and the DII Championships Eligibility Project Team. Willey served as chair of the

DII Management Council during the 2004 year and completed her term of service at in early 2006.

Dr. Willey's responsibilities as director of athletics include participation on several important campus committees. She was the first female to serve on the President's Cabinet, and is a member of the Enrollment Management Committee as well as the Financial Aid and Policies Committee. She is a regular volunteer for the Ulndy United Way Committee, as well as a cook for the campus Midnight Breakfasts.

Dr. Willey serves on the Great Lakes Valley Conference Executive Committee and she ijust completed serving a four-year term on the NCAA II Great Lakes Region Softball Committee. Dr. Willey has been active in the governance of intercollegiate athletics her entire career. During the late 70's and prior to NCAA committee work, she served on the Executive Committee of the Indiana Association of Intercollegiate Athletics for Women (IAIAW). She also has served on various NCAA Division II regional ranking committees, as well as the D-II legislation committee.

Dr. Willey is a frequent guest speaker for various groups. Her past engagements include speaking at the NCAA Conference Interns Seminar, Gender Equity and Issues Forum, DII Conference Commissioners, NCAA National Convention, Ulndy Student Affairs Division, NACWAA/HERS Institute for Administrative Advancement, Women's Leadership Symposium, NCAA Leadership Institute for Ethnic Minority Males, and a graduate class at Ball State University.


Due to a growing need for academic support for Ulndy student-athletes Dr. Willey submitted an application for an NCAA Grant in 2005. The University of Indianapolis was selected to receive one of six NCAA Division II Strategic Alliance Matching Grants. This grant made it possible for Dr. Willey to enhance the part-time academic advisor position to full-time. Daryl Gibbs was named Assistant Athletics Director for Academic Services and continues to be the driving force behind the growth of the CHAMPS/Lifeskills program.

A 1993 inductee into the Ulndy Athletic Hall of Fame, Dr. Willey earned an incredible 19 letters and 11 MVP awards in her four-year career. She was the "Female Athlete of the Year" from 1972-75. She began her coaching career at her alma mater after graduating cum laude from Ulndy in 1975. The versatile Willey coached 23 years at U of I, directing 43 different teams in five sports. She was the GLVC softball "Coach of the Year" in 1989, and her softball teams earned national academic honors in 1996 and 1997.

Dr. Willey is an associate professor of health and physical education at Ulndy and has taught in the Department of Kinesiology for more than 27 years, with a special teaching interest in sport ethics. Dr. Willey holds a master's degree and a doctorate from Indiana University.

Dr. Lawrence **SONDHAUS**

Faculty Athletic Representative



Dr. Lawrence Sondhaus, chair of the University of Indianapolis History and Political Science department, is in his sixth year as the Ulndy faculty athletic representative.

Sondhaus jumped right in to his new position, serving on the Great Lakes Valley Conference Expansion Committee.

Dr. Sondhaus has been a professor of history at Ulndy since 1987, starting his tenure as department chair in 2000.

Sondhaus specializes in naval and military history, authoring eight books.

He earned his bachelor's degree from Elon University in 1980, his master's from the University of Virginia in 1982, and his doctorate from UVA in 1986.

The St. Louis native and his wife, Roven, have a son, Paul.



Ruth Lilly Fitness Center

Opened in 1984, the Ruth Lilly Fitness Center is the nucleus of the Greyhound Athletic department. The Ruth Lilly Center is home to coaches' offices, Methodist Hospital/Methodist Sports Medicine Life Fitness Center, video viewing rooms, meeting rooms, athletic training room and athletic administration offices. The weight room, a part of the Life Fitness Center, has been extensively renovated. The Zupancic Wall of Fame, named for former Greyhound and current Colts Vice President of Business Development Tom Zupancic, is featured in the weight room.

The Life Fitness Center includes Cybex, Hammer, and Nautilus selectorized weight machines for total body toning and rehabilitation. It also features more than 10,000 pounds in free weights, dumbbells, and heavy lifting equipment for power training.

The RLFC pool, opened in 1982, is a 25-yard/meter eight-lane competitive facility that also includes a separate 13-foot-deep diving well with two one-meter and one three-meter maxiflex diving boards. Daktronics timing system is used. The facility features the use of underwater viewing, helpful in stroke analysis. The crown jewel of the pool is the newly-installed video board which displays times and multimedia at home events.




The Greyhound volleyball team and wrestling teams host home events at the Ruth Lilly Fitness Center. The sunken court allows fans to enjoy the action from both the bleachers and from the track that encircles the court. The west side bleachers hold 500 fans with standing room capacity for 500 more. The court surface doubles as a full-length basketball practice area as well as four other practice shooting areas.

The Wetherald Wrestling Room, named for legendary coach Terry Wetherald, is on the south end of the gym and houses the Greyhound wrestling program.

Ruth Lilly Center- Volleyball



Ruth Lilly Fitness Center Pool



Ruth Lilly Center- Wrestling





FACILITIES

Key Stadium



Named for Mr. and Mrs. Sheldon A. Key, who contributed the money for the stadium, Key Stadium has been home of the Greyhounds since 1970 and has housed the Greyhound soccer programs since 2005. Sheldon Key was a southside businessman whose children and relatives attended Indiana Central University.

The facility, enhanced by Sprinturf® and a new Daktronics scoreboard, has a capacity of

5,500. The stadium is located on the east side of campus, north of Hanna Avenue.

The Greyhound locker room, located under the south side of the stadium, received a major renovation with the addition of updated individual player lockers, new tile, new ceilings, and new shower facilities.

The stadium's eight-lane track was resurfaced in 2003. Key Stadium

is home to Greyhound football, soccer, and track, along with other activities throughout the year. The turf was added in 2004 and in the summer of 2005, lights were installed to allow the first-ever night games to be played at Key Stadium!

Baumgartner Field



The Greyhound softball team played its final home contests at Baumgartner Field last season, named in honor of the legendary Mary "Wimp" Baumgartner who won 10 varsity letters at Ulndy. She played professional baseball from 1949-54 in the Girls Professional Baseball League and was inducted into the National Baseball Hall of Fame in Cooperstown, NY in 1988.

Home to Greyhound softball since 1989, the area where the field sits will help house more Ulndy students, as the newest residence hall will be erected in its place. A brand-new softball facility is in the works for the campus and plans will be announced at a future date. It will include updated press needs to include a pressbox, concessions area, restrooms and expanded seating.

"Wimp", along with her two sisters, donated the money for the lights at the old stadium and the field was named in Wimp's honor.

Greyhound ark




Home to the Ulndy baseball team, Greyhound Park has housed the Ulndy baseball team since 1976. A six-seat, elevated pressbox area and new seating were installed at the park in 2001 and served as the host to the NCAA Division II North Central Regional that same year.

The outfield dimensions include a spacious 405-foot distance in centerfield and 329' down each line. The Park hold 750 in its bleachers behind home plate.

Three new flagpoles were erected in leftcenterfield in the summer of 2005 and were dedicated on May 7, 2006 in the memory of Don Shambaugh, who was a four-year letterwinner in the 1950s. A plaque commemorating the service sits just inside the entrance to the park.



Nicoson Hall



Indianapolis' Nicoson Hall is one of the finest NCAA II basketball venues in the country! Nicoson Hall has been the home of the Greyhounds since 1960. The 4,000-capacity arena was a welcome addition to the campus after the Hounds played 33 years in a building called "the barn," constructed as a "temporary" facility.

The arena was known as "The Gym" until the spring of 1977, when the university's trustees named it "Nicoson Hall," in honor of Angus

Nicoson, who had announced he was taking a disability retirement earlier in the year. "Nick," as he was affectionately known, had been athletic director and basketball coach for the Greyhounds for 30 years.

Nicoson, who died in 1982 at age 62, compiled an outstanding record of 483- 279. He not only guided the basketball program to success, but also transformed the entire athletic program into a highly-respected one. A special bronze portrait of Coach Nicoson, located on the west con-


course of the arena, was dedicated in 1991.

Nicoson Hall served as the wrestling venue for the 1987 Pan American Games and as a training camp site for the NBA's Indiana Pacers. It has hosted several NCAA teams practicing for Big Ten tournaments and NCAA Final Four events held in Indianapolis.

Ulndy Tennis Center



Golf Facilities



Heartland Crossing



Valle Vista



Dye's Walk

Ulndy's newest facility upgrade resides at 2722 National Ave., just blocks from the main campus. The Ulndy Tennis Center, a seven-court domed facility, is the new home to the Greyhound tennis teams.

The courts provide practice and competition courts for the men's and women's tennis programs at the University, two of the strongest tennis programs in all of NCAA Division II.

Several golf facilities are used by the men's and women's programs, giving the Greyhounds flexibility in playing multiple courses in the Indianapolis area.

Heartland Crossing plays host to the men's annual University of Indianapolis Invite, an event that is played early in September, ringing in the new golf season. Dye's Walk Country Club, in Greenwood, Ind., also serves as a home course for the Greyhound men.

Valle Vista in Greenwood, Ind. is the home to the Greyhound women with Smock Golf Course and Otte Golf Course practice areas are also used by the Ulndy women on a regular basis.



CONFERENCE CHAMPIONS

Baseball	
1949	1964
1952	1971
1953	1973
1954	1974
1956	1981
1958	1982
1959	1984
1961	2001

Men's Basketball	
1949	1964
1951	1965
1956	1967
1960	1997
1963	

Men's Cross Country	
1950	1965
1951	1972
1952	1974
1958	1975
1959	1976
1961	1977
1963	2000

Women's Cross Country	
1992	

Football	
1947	1960
1953	1978
1954	1981
1955	

Men's Golf	
1978	1993
1982	1996
1988	1997
1989	1998
1990	2001
1991	2008
1992	

Women's Swim/Dive	
2002	2005
2004	

Women's Basketball	
1993	2003

Men's Tennis	
1955	1992
1960	1993
1979	1994
1989	1995
1991	

Men's Outdoor Track	
1951	1980
1962	1981
1963	2002
1973	2003

Women's Golf	
1999	2001
2000	

Volleyball	
2003	

Women's Tennis	
1988	1996
1990	2002
1991	2004
1993	2005

Women's Soccer	
2006	

Women's Outdoor Track	
2002	
2004	

Wrestling *	
1965	1973
1968	1975
1969	1976
1970	1977
1971	1978



Throughout its rich history of intercollegiate athletics, the University of Indianapolis has been a member of a number of athletic conferences. Known as Indiana Central until 1985, the institution was a highly successful member of the Hoosier College Conference (HCC) from the 1940s through 1970. With its move to the NCAA from the NAIA, the university participated in the Indiana Collegiate Conference (ICC) from 1971-1976 and later the Heartland Collegiate Conference (HCC) from 1976-78. With the exception of football, most Greyhound teams moved to the Great Lakes Valley Conference (GLVC) when it was formed in 1978, becoming a charter member in the new league. Since its inception, many GLVC teams and individual athletes have enjoyed outstanding success at the national level in NCAA Division II.

GLIAC

- Ashland University
- Ferris State University
- Findlay University
- Grand Valley State University
- Hillsdale College
- University of Indianapolis
- Lake Superior State University
- Michigan Tech University
- Northern Michigan University
- Northwood University
- Saginaw Valley State University
- Tiffin University
- Wayne State University

GLVC

- Bellarmine University
- Drury University
- Kentucky Wesleyan College
- Lewis University
- Missouri Science and Technology
- Northern Kentucky University
- Quincy University
- Rockhurst University
- Saint Joseph's College
- University of Indianapolis
- University of Missouri-St. Louis
- University of Southern Indiana
- University of Wisconsin-Parkside

*For years, the university has fielded outstanding teams in wrestling, with many of its athletes enjoying competitive success nationally. However, at the present time, no NCAA Division II conference within our geographical range has enough teams participating to conduct conference championships for the sport. Therefore, the wrestling program competes as an NCAA Division II independent.

NATIONAL CHAMPS/ACAD. ALL-AMERICANS



MEN'S SWIMMING


Alex Arestis	200 free	2008
Cole Tedhams	100 free	2005
Cole Tedhams	50 free	2005
Cole Tedhams	50 free	2004
Orel Oral	100 back	2003
Orel Oral	200 IM	2003
Orel Oral	400 IM	2003
Orel Oral	200 IM	2001
Orel Oral	400 IM	2001
Orel Oral	100 breast	2000
Orel Oral	200 IM	2000

MEN'S TRACK & FIELD

Dameion Smith	Hammer	2004
Andy Richardson	Shotput	1999
Andy Richardson	Shotput	1998
Andy Richardson	Shotput	1997
Brian Evans	Discus	1995
Chris Green	400M hurdles	1986
Randy Heisler	Discus	1984
Randy Heisler	Discus	1983
Randy Heisler	Discus	1982
Dennis Young	Discus	1981
Dave Wollman	Shotput	1977

WOMEN'S TRACK & FIELD

Andrea Horban	Shotput	2006
Vijicha Amaraseka	Javelin	1995
Vijicha Amaraseka	Javelin	1994
Brett Burkhart	Hammer	1992



Dameion Smith

Andrea Horban

Academic All-Americans

The University of Indianapolis is proud to have had 41 College Sports Information Directors of America (CoSIDA) Academic All-Americans all-time. That total includes 29 different honorees since 2000.

CoSIDA selects Academic All-America teams in 12

programs: football, womens volleyball, men's soccer, women's soccer, mens basketball, womens basketball, baseball, softball, mens track & field/cross country, womens track & field/cross country, mens at-large and womens at-large. A first team, second team and third team are selected in

both the University (Division I and I-AA) and College (Division II, III and NAIA) Divisions. Football consists of just first and second teams.

Baseball

2001 Peter Babcock	1st
2001 Brian Bigam	2nd
2001 Alan Ready	1st
2001 Ryan Sorrels	2nd

Football

2003 Troy Tinsley	1st
2000 Brad Crawford	1st
1999 Brad Crawford	2nd
1995 Ted Munson	1st
1994 Ted Munson	2nd
1976 William Willan	---

Men's At-Large

2002 Jason Warthan	2nd
2000 David Litman	1st
1999 David Litman	2nd
1999 Scott Riggle	1st
1998 Scott Riggle	1st
1997 Scott Riggle	1st
1996 Krishnan Chandrasekhar	2nd

Men's Track/Cross Country

2003 Seth Daugherty	2nd
2003 Cory Ferguson	2nd

Softball

1996 Amy Steieter	1st
1994 Brenda Nicholson	2nd

Women's At-Large

2007 Ellie Miller	3rd
2005 Kristen Kendzierski	2nd
2004 Megan Grunert	1st
2004 Grace Wilhoite	2nd
2003 Megan Grunert	1st
2003 Courtney Tate	3rd
2002 Megan Grunert	2nd
2002 Courtney Tate	3rd
2001 Erin Archer	3rd
2001 Maria Harriman	1st
2000 Erin Archer	3rd
2000 Melissa Bigam	3rd
1994 Lisa Precourt	2nd

Women's Soccer

2006 Jenny Beerbower	3rd
2005 Michelle Sovern	1st
2004 Michelle Sovern	3rd
2002 Erin Archer	1st
2002 Leslie Johnson	2nd
2002 Stephanie Johnson	2nd

Women's Track/Cross Country

2002 Maria Harriman	1st
---------------------	-----





ALL-AMERICANS

BASEBALL

Peter Babcock	2001
Ryan Sorrels	2001
Al Ready	2000
Scott Abercrombie	2000
Mike Wishnevski	1982
James McFarland	1971

FOOTBALL

Neal Blank	2002
Josh Gentry	1999
Ted Liette	1998
Greg Matheis	1991
Thurman Montgomery	1987
Dan Jester	1986
Tom Collins	1985
Paul Loggan	1984
Mark Bless	1983
Dick Nyers	1954

MEN'S BASKETBALL

David Logan	2005
Tyrone Barksdale	1997
Perrell Lucas	1996
Tom Moran	1964
Clark Crafton	1961
Bailey Robinson	1956
Dwight Swails	1951

MEN'S CROSS COUNTRY

Fred Wilt	1939
-----------	------

MEN'S GOLF

Josh Neal	1999
Rusty Ripberger	1999
Bobby Delagrang	1998
Rusty Ripberger	1998
Bobby Delagrang	1997
Rusty Ripberger	1997
Chad Hillerbrand	1996
Chad Hillerbrand	1995
Chad Hillerbrand	1994
Kyle Brunnemer	1991
Steve Kreiger	1990
Steve Kreiger	1989
Steve Kreiger	1988
Justin Hueber	2008

MEN'S SWIMMING & DIVING

Hanno Ahonen	2008	200 free relay
Hanno Ahonen	2008	400 free relay
Hanno Ahonen	2008	800 free relay
Alican Alaclı	2008	1650 freestyle
Alex Arestis	2008	100 freestyle
Alex Arestis	2008	200 freestyle
Alex Arestis	2008	200 free relay
Alex Arestis	2008	400 free relay
Alex Arestis	2008	800 free relay
Keegan Hoey	2008	800 free relay
Kieran O'Neill	2008	200 free relay
Kieran O'Neill	2008	400 free relay
Kieran O'Neill	2008	800 free relay
Marios Panagi	2008	200 free relay
Marios Panagi	2008	400 free relay
Hanno Ahonen	2007	800 free relay
Hanno Ahonen	2007	400 free relay
Alex Arestis	2007	800 free relay
Alex Arestis	2007	200 free relay
Alex Arestis	2007	200 freestyle
Alex Arestis	2007	400 free relay
Greg Jarvis	2007	200 free relay
Jeremy Lindauer	2007	400 free relay
Jeremy Lindauer	2007	200 free relay
Jeremy Lindauer	2007	200 breaststroke
Yaman Oguz	2007	800 free relay
Kieran O'Neill	2007	800 free relay

Kieran O'Neill	2007	400 free relay
Kieran O'Neill	2007	200 free relay
Greg Jarvis	2006	200 free relay
Jeremy Lindauer	2006	200 free relay
Kieran O'Neill	2006	200 free relay
Marios Panagi	2006	200 free relay
Hanno Ahonen	2006	500 free
Cole Tedhams	2005	100 free
Hanno Ahonen	2005	200 free relay
Jeremy Lindauer	2005	200 free relay
Kieran O'Neill	2005	200 free relay
Cole Tedhams	2005	200 free relay
Cole Tedhams	2005	50 free
Bruno Fonseca	2004	100 free
Cole Tedhams	2004	100 free
Bruno Fonseca	2004	200 free relay
Cole Tedhams	2004	200 free relay
Deniz Monkul	2004	200 free relay
Justin Lawrence	2004	200 free relay
Justin Lawrence	2004	200 medley relay
Deniz Monkul	2004	200 medley relay
Wayne Stewart	2004	200 medley relay
Cole Tedhams	2004	200 medley relay
Bruno Fonseca	2004	400 free relay
Deniz Monkul	2004	400 free relay
Wayne Stewart	2004	400 free relay
Cole Tedhams	2004	400 free relay
Bruno Fonseca	2004	50 free
Cole Tedhams	2004	50 free
Bruno Fonseca	2004	800 free relay
Drew Hastings	2004	800 free relay
Deniz Monkul	2004	800 free relay
Wayne Stewart	2004	800 free relay
Orel Oral	2003	100 back
Orel Oral	2003	200 IM
Bruno Fonseca	2003	200 medley relay
Deniz Monkul	2003	200 medley relay
Orel Oral	2003	200 medley relay
Nate Phenev	2003	200 medley relay
Orel Oral	2003	400 IM
Bruno Fonseca	2003	400 medley relay
Deniz Monkul	2003	400 medley relay
Orel Oral	2003	400 medley relay
Nate Phenev	2003	400 medley relay
Orel Oral	2002	100 breaststroke
Orel Oral	2002	200 breaststroke
Orel Oral	2002	200 IM
Bruno Fonseca	2002	200 medley relay
Deniz Monkul	2002	200 medley relay
Nate Phenev	2002	200 medley relay
Orel Oral	2002	200 medley relay
Bruno Fonseca	2002	400 free relay
Deniz Monkul	2002	400 free relay
Nate Phenev	2002	400 free relay
Orel Oral	2002	400 free relay
Orel Oral	2002	400 IM
Bruno Fonseca	2002	400 medley relay
Deniz Monkul	2002	400 medley relay
Nate Phenev	2002	400 medley relay
Orel Oral	2002	400 medley relay
Orel Oral	2002	400 medley relay
Bruno Fonseca	2002	50 free
Orel Oral	2001	100 back
Orel Oral	2001	200 breaststroke
Orel Oral	2001	200 IM
Ryan Harper	2001	200 medley relay
Justin Lawrence	2001	200 medley relay
Orel Oral	2001	200 medley relay
Nate Phenev	2001	200 medley relay
Orel Oral	2001	400 IM
Orel Oral	2000	100 breaststroke
Orel Oral	2000	100 fly
Orel Oral	2000	200 back
Orel Oral	2000	200 IM
Rick Babcook	1999	100 breaststroke
John Ham	1986	1650 free
John Ham	1985	1650 free

Tim Franklin	1985	50 free
--------------	------	---------

MEN'S TRACK & FIELD

Willie Little	2008	Outdoor hammer
Elliot Cohee	2008	Outdoor 400m hurdles
Willie Little	2008	Indoor weight throw
Nick Hargrave	2006	60 M ind. hurdles
Cory Young	2005	Indoor weight
Reggie Cross	2004	400 M
Reggie Cross	2004	Indoor 400 M
Aaron Lawson	2004	hammer
Aaron Lawson	2004	Indoor weight
Dameion Smith	2004	hammer
Dameion Smith	2004	Indoor weight
Cory Young	2004	Indoor weight
Reggie Cross	2003	Indoor 400 M
Dameion Smith	2003	Indoor weight
Dameion Smith	2003	hammer
Reggie Cross	2002	400 M
Dameion Smith	2002	hammer
Reggie Cross	2001	400 M
Reggie Cross	2001	Indoor 400 M
Andy Richardson	1998	shotput
Andy Richardson	1997	shotput
Rod Coleman	1996	triple jump
Brian Evans	1996	weight throw
Rod Coleman	1995	Long Jump
Brian Evans	1995	discus
Anthony Hibbs	1995	steeplechase
Andy Richardson	1995	shotput
Noel Watts	1995	hammer
David Hampton	1994	110 hurdles
Anthony Hibbs	1994	Steeplechase
Noel Watts	1994	hammer
Brian Evans	1993	discus
Matt Furthmiller	1993	shotput
Matt Gaston	1993	hammer
Noel Watts	1993	hammer
Brett Burkhart	1992	discus
Jim Compton	1992	110 hurdles
Matt Gaston	1992	hammer
Tom Noe	1992	high jump
Jon Uecker	1992	400 M
Brett Burkhart	1991	hammer
Brian Burkhart	1991	hammer
Brian Burkhart	1990	hammer
Eric Davis	1990	triple jump
John Vormohr	1989	shotput
John Vormohr	1988	shotput
Brent Cole	1987	shotput
Brent Cole	1986	shotput
Chris Green	1986	400 M hurdles
Doug Keele	1986	shotput
Randy Heisler	1984	discus
Randy Heisler	1984	shotput
Randy Heisler	1983	discus
Randy Heisler	1982	shotput
Wade Hall	1981	shotput
Randy Heisler	1981	shotput
Wade Hall	1980	shotput
Dennis Young	1980	discus
Dave Wollman	1979	discus
Dave Wollman	1979	shotput
Dave Wollman	1977	shotput
Jerry Allgood	1975	shotput
Jerry Allgood	1974	shotput
Dave Williams	1971	

VOLLEYBALL

Beth Robbins	2007
--------------	------

SOFTBALL

Megan Russell	2007
---------------	------

ALL-AMERICANS



WOMEN'S BASKETBALL

Courtney Sands 1993

WRESTLING

Shane Perkey 2008
 Mike Jackson 2007
 Shane Perkey 2007
 Charlie Pingleton 2007
 Joey Navarro 2007
 Mike Jackson 2006
 Shane Perkey 2006
 Charlie Pingleton 2006
 Joey Navarro 2006
 Mike Jackson 2005
 Shane Perkey 2005
 Mitch Napier 2003
 Wiley Craft 2003
 Mitch Napier 2002
 Jay Yates 2001
 Jason Warthan 2000
 Nick Mayer 1999
 Deon Brimmage 1997
 Deon Brimmage 1995
 Tony Abbott 1994
 Greg Matheis 1991
 Greg Matheis 1990
 Chris Pugliese 1989
 Darren Arberry 1987
 Dean Branstetter 1987
 Darren Arberry 1986
 Duane Lutgring 1985
 Wade Hill 1983
 Wade Hill 1982
 Tony Sparks 1980
 Jack Ott 1972
 Steve Palmore 1971
 Jack Ott 1971

WOMEN'S GOLF

Kristi Piepenbrink 2006
 Kensey Snider 1997
 Tera Deckard 1997
 Michelle Swing 1993
 Christy Federle 1990

WOMEN'S SOCCER

Erin Archer 1999

WOMEN'S TRACK & FIELD

LeAnn Sarka 2008 3000 steeplechase
 Andrea Horban 2007 Indoor shotput
 LeAnn Sarka 2007 3000 steeplechase
 Emily Schaf 2007 Outdoor high jump
 Andrea Horban 2006 Indoor shotput
 Andrea Horban 2006 shotput
 Emily Schaf 2006 Indoor high jump
 Emily Schaf 2006 high jump
 Cicely Wattley 2005 4 x 100 relay
 Krystle Jones 2005 4 x 100 relay
 Ashley Moore 2005 4 x 100 relay
 Ivorye Long 2005 4 x 100 relay
 Andrea Horban 2005 shotput
 Carl Roush 2004 Indoor weight throw
 Carl Roush 2004 Indoor shotput
 Carl Roush 2004 hammer
 Maria Harrison 2001 1500 M
 Carl Roush 2001
 Maria Harrison 2000 1500 M
 Emily Schunke 1998
 Allison Tindall 1996 hammer
 Vijicha Amaraseka 1995 javelin
 Vijicha Amaraseka 1994 javelin
 Michelle Faulkner 1993 800 M
 Ami Jackson 1987 discus
 Ami Jackson 1986 discus
 Ami Jackson 1986 shotput

WOMEN'S SWIMMING & DIVING

Ami Jackson 1985 discus
 Ami Jackson 1984 discus
 Valerie Crosby 2008 100 butterfly
 Valerie Crosby 2008 400 free relay
 Ellie Miller 2008 400 free relay
 Ellie Miller 2008 500 freestyle
 Ellie Miller 2008 1000 free
 Ellie Miller 2008 1650 free
 Casey Owen 2008 400 free relay
 Isabela Tafur 2008 50 free
 Isabela Tafur 2008 100 free
 Isabela Tafur 2008 200 freestyle
 Isabela Tafur 2008 400 free relay
 Valerie Crosby 2007 200 free relay
 Valerie Crosby 2007 100 butterfly
 Valerie Crosby 2007 200 medley relay
 Valerie Crosby 2007 400 medley relay
 Ellie Miller 2007 800 free relay
 Ellie Miller 2007 1000 free
 Casey Owen 2007 400 free relay
 Alison Smith 2007 200 free relay
 Alison Smith 2007 800 free relay
 Alison Smith 2007 400 free relay
 Alison Smith 2007 200 free
 Alison Smith 2007 200 medley relay
 Alison Smith 2007 400 medley relay
 Holly Spohr 2007 50 free
 Holly Spohr 2007 200 free relay
 Holly Spohr 2007 800 free relay
 Holly Spohr 2007 400 free relay
 Holly Spohr 2007 200 medley relay
 Niki Stevens 2007 200 medley relay
 Niki Stevens 2007 400 medley relay
 Isabel Tafur 2007 100 free
 Isabel Tafur 2007 200 free relay Isabel
 Isabel Tafur 2007 800 free relay
 Isabel Tafur 2007 400 free relay
 Isabel Tafur 2007 400 medley relay
 Holly Spohr 2006 100 free
 Alison Smith 2006 200 free
 Valerie Crosby 2006 200 medley relay
 Amanda Herd 2006 200 medley relay
 Holly Spohr 2006 200 medley relay
 Niki Stevens 2006 200 medley relay
 Holly Spohr 2006 50 free
 Valerie Crosby 2005 100 fly
 Ellie Miller 2005 1000 free
 Ellie Miller 2005 1650 free
 Alison Smith 2005 200 back
 Niki Stevens 2005 200 breaststroke
 Alison Smith 2005 200 free
 Valerie Crosby 2005 200 free relay
 Kristen Kendzierski 2005 200 free relay
 Kenzi Miller 2005 200 free relay
 Holly Spohr 2005 200 free relay
 Valerie Crosby 2005 200 medley relay
 Kenzi Miller 2005 200 medley relay
 Alison Smith 2005 200 medley relay
 Niki Stevens 2005 200 medley relay
 Kenzi Miller 2005 400 free relay
 Erin Sarbaugh 2005 400 free relay
 Alison Smith 2005 400 free relay
 Holly Spohr 2005 400 free relay
 Valerie Crosby 2005 400 medley relay
 Alison Smith 2005 400 medley relay
 Holly Spohr 2005 400 medley relay
 Niki Stevens 2005 400 medley relay
 Ellie Miller 2005 500 free
 Ellie Miller 2005 800 free relay
 Erin Sarbaugh 2005 800 free relay
 Alison Smith 2005 800 free relay
 Holly Spohr 2005 800 free relay
 Megan Grunnert 2004 100 breaststroke
 Megan Grunnert 2004 200 breaststroke

Alison Smith 2004 200 free
 Megan Grunnert 2004 200 IM
 Megan Grunnert 2004 200 medley relay
 Kenzi Miller 2004 200 medley relay
 Alison Smith 2004 200 medley relay
 Holly Spohr 2004 200 medley relay
 Megan Grunnert 2004 400 free relay
 Kenzi Miller 2004 400 free relay
 Alison Smith 2004 400 free relay
 Holly Spohr 2004 400 free relay
 Megan Grunnert 2004 400 IM
 Megan Grunnert 2004 400 medley relay
 Kristin Lund 2004 400 medley relay
 Kenzi Miller 2004 400 medley relay
 Alison Smith 2004 400 medley relay
 Stephanie McKaig 2003 100 back
 Megan Grunnert 2003 100 breaststroke
 Megan Grunnert 2003 200 breaststroke
 Megan Grunnert 2003 200 IM
 Lacy Spurgeon 2002 100 back
 Megan Grunnert 2002 100 breaststroke
 Megan Grunnert 2002 100 fly
 Megan Grunnert 2002 200 breaststroke
 Megan Grunnert 2002 200 IM
 Megan Grunnert 2002 400 free relay
 Kristin Kendzierski 2002 400 free relay
 Kenzi Miller 2002 400 free relay
 Lacy Spurgeon 2002 400 free relay
 Lacy Spurgeon 2001 100 back
 Megan Grunnert 2001 100 breaststroke
 Megan Grunnert 2001 200 breaststroke
 Amy Haick 2001 200 free relay
 Bri Mullally 2001 200 free relay
 Lacy Spurgeon 2001 200 free relay
 Megan Grunnert 2001 200 free relay
 Megan Grunnert 2001 200 IM
 Amy Haick 2001 200 medley relay
 Bri Mullally 2001 200 medley relay
 Lacy Spurgeon 2001 200 medley relay
 Megan Grunnert 2001 200 medley relay
 Megan Grunnert 2001 400 IM
 Amy Haick 2001 400 medley relay
 Bri Mullally 2001 400 medley relay
 Lacy Spurgeon 2001 400 medley relay
 Megan Grunnert 2001 400 medley relay
 Lacy Spurgeon 2000 100 back
 Amy Haick 2000 100 breaststroke
 Amy Haick 2000 200 breaststroke
 Samantha Kramer 1999 1650 free
 Samantha Kramer 1999 400 IM
 Nikki Close 1998 200 fly
 Jessica Barlett 1998 50 free
 Samantha Kramer 1997 200 free
 Maureen Kachacnchai 1997 400 IM
 Samantha Kramer 1997 500 free
 Sara Wallace 1996 3M spring board
 Joy Anderson 1995 1M spring board
 Joy Anderson 1995 3M spring board
 Sara Wallace 1995 3M spring board
 Nicole Rives 1994 1650 free
 Joy Anderson 1994 1M spring board
 Nicole Rives 1994 200 free
 Joy Anderson 1994 3M spring board
 Nicole Rives 1994 500 free
 Nicole Rives 1993 1650 free
 Nicole Rives 1993 200 free
 Nicole Rives 1993 500 free
 Kristi Hamilton 1992 100 fly
 Kristi Hamilton 1992 200 breaststroke
 Kristi Hamilton 1992 200 fly
 Michele Hathaway 1990 50 free
 Emma Haglund 1988 200 free relay
 Michele Hathaway 1988 200 free relay
 Kelly Lansberry 1988 200 free relay
 Abby Lelle 1988 200 free relay



HALL OF FAME/DIRECTOR'S CUP HISTORY

Class of 1986

George Crowe '43
Harry Good '25
Willie Martin '62
Angus Nicoson '42
Dick Nyers '56
Kevin Pearson '79

Class of 1987

Ray Crowe '38
Bill Green '56
Oscar Smith '30

Class of 1988

Bill Bright '54
Dr. Charles Dill '50
William Sharpe '39

Class of 1989

Wimp Baumgartner '57
John Byers, Sr. '37
Robert Jewell '56

Class of 1990

Edgar Bright '26
Hank Potter '39
Bailey Robertson '57

Class of 1991

John Jarosinski '65
Robert McBride '48
Marilyn Ramsey '63

Class of 1992

Woody McBride '52
Dick Nalley '77
Mickey Powell '61
Doreen St. Clair '61

Class of 1993

Dave Dejernett '35
Dave Shaw '52
Sue Willey '75

Class of 1994

Don Bunge '48
Jerry England '61
Dave Wollman '79

Class of 1999

Judie Birgeron '67
Don Bisesi '61
Randy Heisler '86
Dr. Robert Brooker

Class of 2000

Chuck Mallender
George Marshall '59
June Wernke Rigney '90
Mike Wishnevski '90
Dave Wood '76
Tom Zupancic '78

Class of 2001

Jack Colescott '52
Oscar Gardner '74
LuAnn Humphrey '84
Ami Jackson Perryman '88
Bob Otolski '60
Dwight Swails '51
1933 Baseball Team
1941-42 Men's Basketball Team
1952 Baseball Team
1953 Football Team

Class of 2002

Ralph Davis '42
Courtney Sands Gault '93
Debbie Law Marr '85
Dennis Young '81
1963-64 Men's Basketball Team
1992-93 Women's Basketball Team

Class of 2003

Phil Acton '62
Bill Bless '63
Larry Hanni '54
Don Poole '61
1975 Football Team

Class of 2004

Linda Rule Barnett '70
Ken Brooks '76
Pete Bullard '65
Dr. Dave Huffman '64
Sharon Most '63
1955-56 Men's Basketball Team

Class of 2005

Marshall Goss '60
Ray Howard '61
Al Morgan '59
Kristie Swing Schulz '84
Vasco Walton '66
1933-34 Men's Basketball team
1992 Men's Track Team

Class of 2006

Tom Hathaway '54
Tandace Joseph '84
Jerry Lewis '62
Elmer Linville '36
Steve Montgomery '76

Class of 2007

Lowell "Odie" Barnett '39
Michelle Faulkner-Nicholson '93
Wade Hall '83
Tom Moran '64
Ken Partridge '58
1989-90 men's golf team

Class of 2008

Hank Easter '61
Gary Rommesser '73
Bill Tutterow '69
Paul Velez '56
1992-93 Women's Swim Team

U.S. Sports Academy/NACDA Directors' Cup Standings

Year	Place	Points
1995-96	38th	205.0
1996-97	5th	390.5
1997-98	78th	70.0
1998-99	96th	60.0
1999-00	38th	221.5
2000-01	8th	438.0
2001-02	55th	210.5
2002-03	13th	450.5
2003-04	14th	440.0
2004-05	18th	410.5
2005-06	44th	285.25
2006-07	18th	464.5
2007-08	15th	495.25

