

LIBRARY  
RECEIVED

FEB 25 1937  
U. S. Department of Agriculture

4 SE  
UNITED STATES DEPARTMENT OF AGRICULTURE  
STATISTICAL BULLETIN No. 54

Washington, D. C.

★

January 1937

# WHEAT FUTURES

VOLUME OF TRADING, OPEN COMMITMENTS  
AND PRICES FROM JANUARY 3, 1933  
TO DECEMBER 31, 1935

*Prepared by the Commodity Exchange Administration  
(Formerly the Grain Futures Administration)*





# UNITED STATES DEPARTMENT OF AGRICULTURE

## STATISTICAL BULLETIN NO. 54

WASHINGTON, D. C.

January 1937

### WHEAT FUTURES

VOLUME OF TRADING, OPEN COMMITMENTS, AND PRICES FROM  
JANUARY 3, 1933, TO DECEMBER 31, 1935

*Prepared by the Commodity Exchange Administration  
(Formerly the Grain Futures Administration)*

#### CONTENTS

	Table	Page		Table	Page
Introduction.....		2	Open commitments—Continued.		
Volume of trading:			Chicago Board of Trade—Contd.		
All markets:			Monthly, maximum and minimum open commitments—Con.		
Annual, by calendar years, in all futures combined, for each market and all markets combined...	1	13	September.....	12	28
Annual, by crop years, in all futures combined, for each market and all markets combined...	2	14	December.....	13	29
Monthly, in all futures combined, for each market and all markets combined.....	3	15	Commitments in each and all futures combined, open at end of each month, by years and by months.....	14	29
Monthly, for each principal future, and by markets.....	4	15	Percentage of total commitments held open in each future at the end of each month, by years and by months.....	15	32
Chicago Board of Trade:			Daily open commitments for all futures combined.....	30	52
During life of each principal future.....	5	23	Daily, for each of the principal futures:		
Monthly, during life of each principal future.....	6	23	May.....	31	60
Daily, for all futures combined.....	30	52	July.....	32	72
Daily, for each principal future:			September.....	33	84
May.....	31	60	December.....	34	96
July.....	32	72	Daily open commitments in all futures combined held by various classes of traders.....	16	34
September.....	33	84	Weekly percentage of open commitments in all futures combined held by various classes of traders.....	17	39
December.....	34	96	Amount of open commitments settled by delivery.....	18	40
Average daily volume of trading in all futures combined, by months.....	9	24	Minneapolis and Kansas City:		
Average daily volume of trading in each principal future, by months:			End of each week, for each of the principal futures:		
May.....	10	26	At Minneapolis.....	20	41
July.....	11	27	At Kansas City.....	21	43
September.....	12	28	Prices:		
December.....	13	29	Chicago Board of Trade:		
Variations in daily volume of trading in all futures combined.....	19	41	Highest and lowest prices paid, from January 2, 1877, to December 31, 1935.....	22	46
Monthly volume of trading in round lots and job lots.....	7	24	Highest and lowest prices, seasonal range, and average daily range in prices for the life of each of the principal futures....	24	47
Volume of trading during life of each principal future compared with amount of open commitments settled by delivery....	18	40	Days on which the price advanced or declined to limit of fluctuation permitted, or reached the pegged or minimum price.....	23	46
Open commitments:			Monthly high, low, average daily range, and average closing price of each of the principal futures:		
Chicago Board of Trade:			May.....	25	49
Dates on which principal futures became dominant.....	20	52	July.....	26	49
Annual maximum and minimum open commitments in all futures combined.....	8	24	September.....	27	50
Monthly, maximum and minimum open commitments:			December.....	28	51
All futures combined.....	9	24			
May.....	10	26			
July.....	11	27			

## CONTENTS—Continued

Prices—Continued.	Table	Page	Prices—Continued.	Table	Page
Chicago Board of Trade—Contd.			Chicago Board of Trade—Contd.		
Daily opening, high, low, and closing prices of each of the principal futures:			Daily opening high, low, and closing prices of each of the principal futures:—Continued.		
May.....	31	60	September.....	33	84
July.....	32	72	December.....	34	98
			Daily closing price of dominant future.....	30	52

## INTRODUCTION

Two bulletins have been published by the Grain Futures Administration pertaining to the volume of trading, open commitments, and prices of wheat futures for the period of January 3, 1921, to December 31, 1932. The publications containing these data are Department of Agriculture Statistical Bulletins Nos. 31 and 41. Statistical data for the years 1933-35 have since become available and are presented in this bulletin.

## TRADING IN FUTURES TEMPORARILY SUSPENDED

Trading in futures on the grain exchanges was suspended during the bank holiday of March 4 to 15, 1933.

On July 21 and 22, 1933, following the crash in grain-futures prices on July 19 and 20, trading in futures was suspended by the directors of the Chicago Board of Trade. Traders who had previously purchased weekly privileges, however, were permitted to exercise them on July 22, 15 minutes being allowed therefor. Beginning July 24, 1933, the directors provided that the daily market session for trading in grain futures should be from 10:30 a. m. to 1:15 p. m. (10:30 a. m. to 12 noon on Saturdays) until further notice to the members. On July 31, 1933, the regular hours of 9:30 a. m. to 1:15 p. m. (9:30 a. m. to 12 noon on Saturdays) were restored by order of the directors.

## NO TRADING IN THE EXPIRING FUTURE ON LAST 3 DAYS OF THE DELIVERY MONTH

Under the provisions of an amendment to rule 259 of the Chicago Board of Trade adopted on October 14, 1935, effective with the 1935 December wheat future, trading in the expiring future during the last 3 business days of the delivery month is prohibited.

## SOURCES OF INFORMATION

All statistical data presented in this bulletin relative to volume of trading and open commitments have been compiled from reports furnished the Grain Futures Administration by the clearing members and the clearing associations of the exchanges. The prices represent the official quotations of the Chicago Board of Trade for "round lots" of 5,000 bushels or multiples thereof supplemented in a few instances by data secured from brokerage houses.

## VOLUME OF TRADING

## SALES EQUAL PURCHASES

The figures on volume of trading represent sales, or one side only, of each transaction. For every sale there is, of course, a corresponding purchase, so that the volume of trading figures in the bulletin may be accepted as representing either purchases or sales.

## FOR LIFE OF FUTURE

The volume of trading on the Chicago Board of Trade during the life of each future expiring during the years 1921 to 1935 is presented in table 5. The life of the future includes the period elapsing between the first trade in the future and the end of the delivery month.

As 85 percent of the trading in wheat futures is done on the Chicago Board of Trade, the data covering the daily volume of trading in each of the principal futures and in all futures combined have been restricted to that market. The daily volume of trading, open commitments, and prices of the 1933, 1934, and 1935 May wheat futures at Chicago are shown in figures 2, 3, and 4, respectively.

During part of 1934 there was trading in both "old style" and "new style" wheat futures. The periods when such was the case with respect to the several futures are as follows:

- 1934 July wheat future, old style and new style, July 2, 1934, to July 31, 1934.
- 1934 September wheat future, old style and new style, July 2, 1934, to September 29, 1934.
- 1934 December wheat future, old style and new style, July 2, 1934, to December 31, 1934.

The need for the designation of the terms "old style" and "new style" wheat futures was occasioned by the changes made with respect to the grades deliverable on futures contracts. The grades of wheat deliverable on contracts for future delivery on the Chicago Board of Trade at a premium, at contract price, and at a discount, respectively, from September 2, 1924, to December 31, 1935, are shown in the following tabulation:

<i>Deliverable at premium</i>	<i>Deliverable at contract price</i>	<i>Deliverable at discount</i>
Premium, 2 cents per bushel: No. 1 Hard Spring. <sup>1</sup>	*No. 1 Hard Winter. *No. 2 Hard Winter.	Discount, 2 cents per bushel: No. 2 Dark Northern Spring. <sup>4</sup>
Premium, 1½ cents per bushel: No. 1 Dark Hard Winter. No. 1 Dark Northern Spring. <sup>2</sup>	*No. 1 Yellow Hard Winter. <sup>4, 5</sup> *No. 2 Yellow Hard Winter. <sup>4, 5</sup>	Discount, 3 cents per bushel: No. 2 Northern Spring. <sup>4</sup>
Premium, 1 cent per bushel: *No. 1 Dark Northern Spring. *No. 1 Heavy Dark Northern Spring. <sup>3</sup>	*No. 1 Red Winter. *No. 2 Red Winter. *No. 1 Northern Spring. No. 2 Northern Spring. <sup>2</sup>	Discount, 5 cents per bushel: No. 3 Dark Hard Winter. <sup>4</sup> No. 3 Hard Winter. <sup>4</sup> No. 3 Yellow Hard Winter. <sup>4</sup> No. 3 Red Winter. <sup>4</sup>
Premium, ½ cent per bushel: *No. 2 Dark Hard Winter. No. 2 Dark Northern Spring. <sup>2</sup>	*No. 1 Heavy Northern Spring. <sup>3</sup>	Discount, 8 cents per bushel: No. 3 Dark Northern Spring. <sup>4</sup> No. 3 Northern Spring. <sup>5</sup>

<sup>1</sup> Adopted Sept. 14, 1925; deliverable on futures contracts beginning Oct. 1, 1925. Grade eliminated from United States Official Grain Standards effective July 2, 1934.

<sup>2</sup> Grade eliminated Sept. 14, 1925, effective Oct. 1, 1925.

<sup>3</sup> Adopted for delivery, effective July 2, 1934.

<sup>4</sup> Eliminated from deliverable grades Oct. 6, 1930, effective on all contracts after June 1, 1931, deliverable prior to that date on "old contracts" only.

<sup>5</sup> Adopted as deliverable grade Mar. 11, 1932, effective on all contracts after Oct. 1, 1932, deliverable on "new contracts" between July 1, 1932, and Sept. 30, 1932, both inclusive.

<sup>6</sup> Adopted Sept. 14, 1925; not deliverable on futures contracts after Oct. 1, 1925.

An asterisk (\*) indicates grade deliverable under rules in effect on Dec. 31, 1935.

## VOLUME OF TRADING IN ROUND LOTS AND JOB LOTS

During 1935, data have been secured showing the amount of trading that was done daily in round lots (units of 5,000 bushels and multiples thereof), and in job lots (less than 5,000 bushels). In table 7 will be found the amount in terms of bushels, and the percentage of trading that was done monthly in round lots and job lots on the Chicago Board of Trade during 1935.

## OPEN COMMITMENTS

The figures representing open commitments are for one side only, as for every long commitment there is a short commitment of equal amount. Inasmuch as the figures relate to the market as a whole, including all the members of the clearing house, the aggregate of the long commitments and the aggregate of the short commitments open should balance exactly, not only for each day and for each month, but for the life of each future. This balance is not affected one way or the other by the fact that some contracts are eventually settled by the taking in or putting out of grain by delivery. Every such settlement, of course, affects both an outstanding contract of purchase and an outstanding contract of sale. The monthly range in open commitments in wheat futures on the Chicago Board of Trade from July 1923 to December 1935 is shown in figure 1.

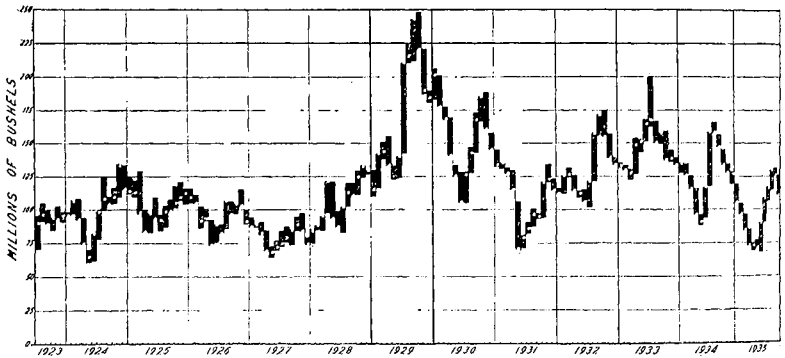


FIGURE 1.—Monthly range in open commitments in wheat futures on the Chicago Board of Trade from July 1923 to December 1935. White dots indicate contracts open at end of months.

#### OPEN COMMITMENTS OF VARIOUS CLASSES OF TRADERS COMING WITHIN THE REPORTING REQUIREMENTS

Following the crash in wheat-futures prices of July 19 and 20, 1933, during which was recorded an extreme decline of  $27\frac{1}{4}$  to  $31\frac{1}{2}$  cents from the highs of July 18 to the lows of July 20, the reporting requirements which had been suspended since October 22, 1932, were reinstated by the Secretary of Agriculture. On and after July 20, 1933, all accounts having net open commitments in any one wheat future amounting to 500,000 bushels were to be reported daily to the Grain Futures Administration, and as previously, in cases where a customer had more than one account, all accounts were to be combined for reporting purposes. On October 14, 1933, the amount required to be reported was reduced from 500,000 to 200,000 bushels.

Additional information was later obtained as to the nature of the individual accounts coming within the reporting requirements, i. e., whether they represented speculation, hedging,<sup>7</sup> or spreading between round lots and job lots. Spreaders between round lots and job lots are comparatively few in number. They make a specialty of buying futures in 5,000-bushel units and selling them in lots of less than 5,000 bushels, or vice versa.

<sup>7</sup> The hedge accounts include a small percentage of speculation which could not be separated from the hedging.

Table 16 shows the daily aggregate open long and short commitments in Chicago wheat futures of each of the three classes of traders coming within the reporting requirements during the year 1935. There is also presented in the table the daily aggregate of the open long and short commitments of all accounts within and without the 200,000-bushel reporting requirement. The open interest of the latter class is obtained by subtracting the daily aggregate commitments (long and short, respectively,) of those within the reporting requirements from the total open commitments in Chicago wheat futures. The open commitments of these small traders represent both speculation and hedging, with the former usually predominating.

In table 17 is presented the percentage of the total open long and open short commitments in Chicago wheat futures that was held at the end of each week by the various classes of traders during 1935.

### PRICES

As previously indicated, the price data presented are the official quotations of the Chicago Board of Trade, supplemented occasionally by data obtained from brokerage houses. Few trades are made early in the life of a future. The prices at which they are made are sometimes not called to the attention of the quotation department of the Chicago Board of Trade and, therefore, are not entered into the official price record of the exchange. In those instances prices have been secured directly from the brokers by the Grain Futures Administration and are included in the price data presented in the bulletin.

The daily opening, high, low, and closing prices paid for the May, July, September, and December futures on the Chicago Board of Trade are to be found, with the net change in price from day to day, in tables 31 to 34. The net change in price from day to day is the difference between the average of the closing range of a given future on one day and that of the previous trading day. The change in price is expressed by a plus or minus sign, the former indicating an advance in price, as compared with the previous close and the latter a decline.

In calculating the daily net changes in price, the average of the closing range of one day was compared with that for the previous day. In some cases the net change in price, close to close, as thus determined would be one-eighth cent more or less than the 5-cent limit of fluctuation permitted. In these instances the net change shown in the bulletin has been arbitrarily adjusted to show that the price had or had not reached the 5-cent limit, all such instances being indicated by footnotes.

The high and low prices and the dates on which they were paid on the Chicago Board of Trade, the price range for the future, and the average daily price range during the life of each of the principal futures are shown in table 24. The monthly high and low prices, the average daily range, and the average closing price are given in tables 25 to 28.

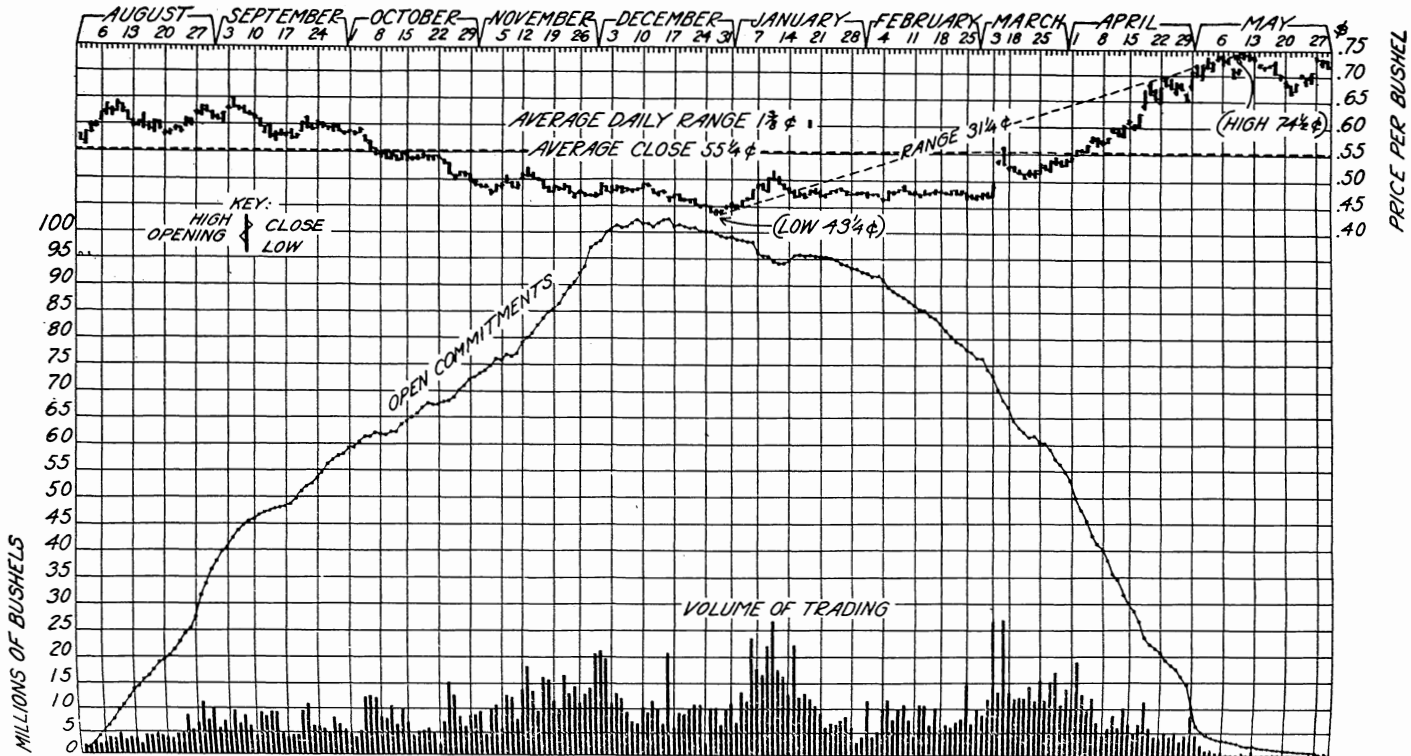


FIGURE 2.—Daily volume of trading, open commitments, and prices of the 1933 May wheat future at Chicago.



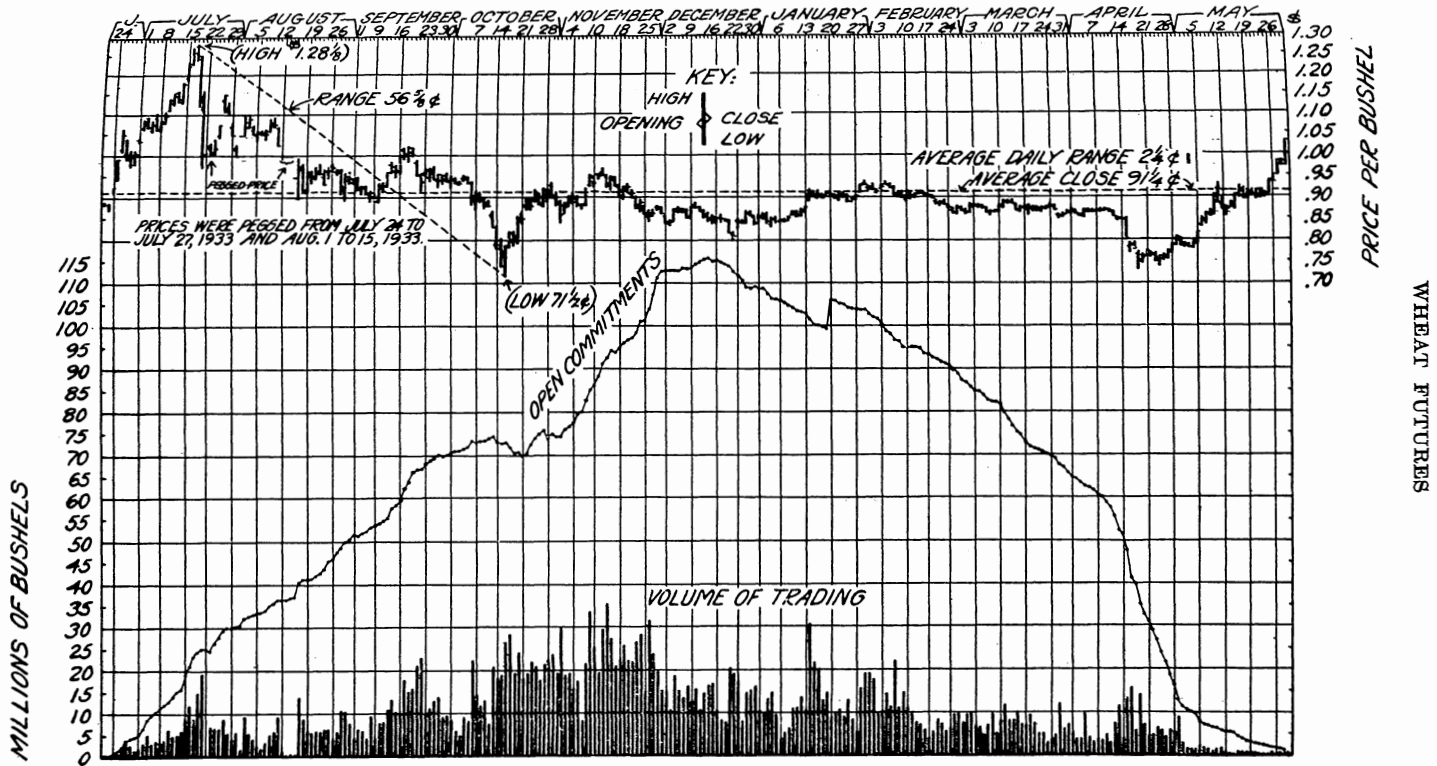


FIGURE 3.—Daily volume of trading, open commitments, and prices of the 1934 May wheat future at Chicago.

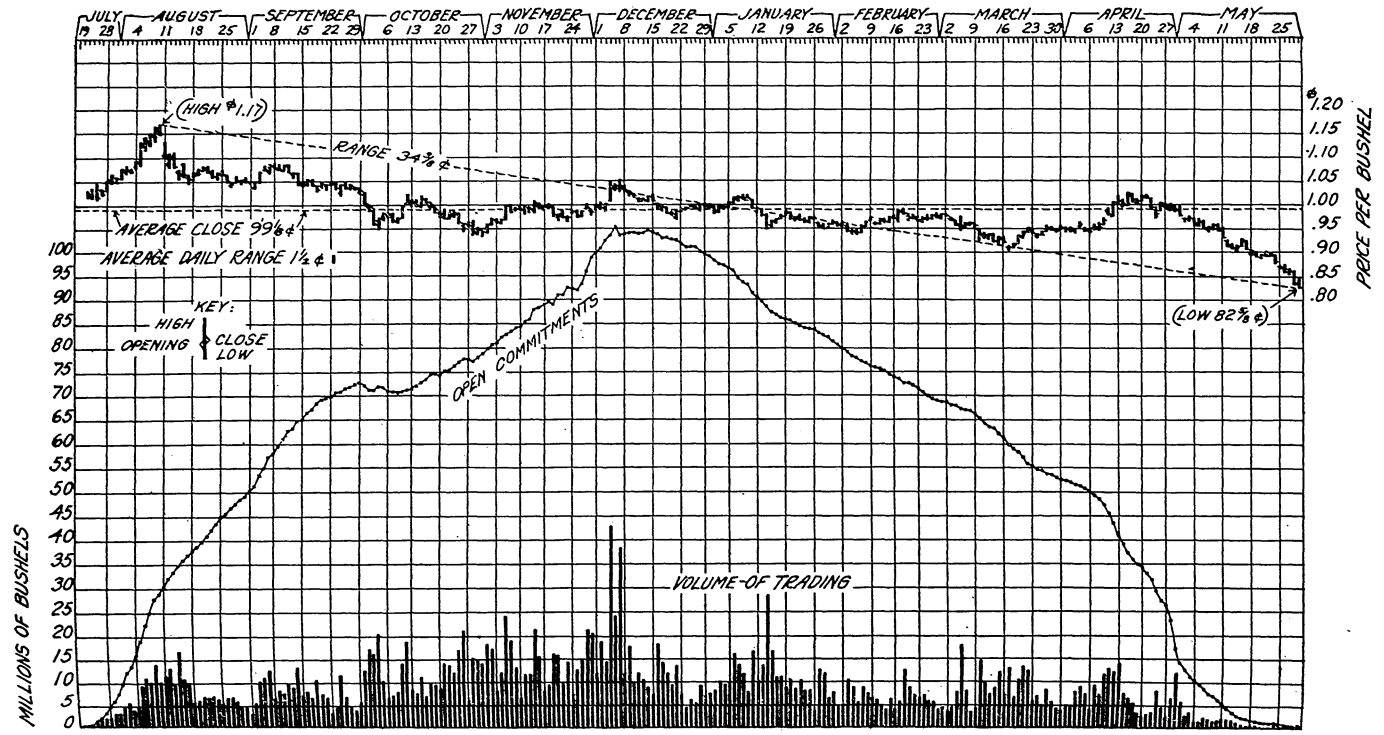


FIGURE 4.—Daily volume of trading, open commitments, and prices of the 1935 May wheat future at Chicago.

## HIGHS AND LOWS

The official high and low prices quoted by the Chicago Board of Trade include not only the highest and lowest prices paid during the trading session but also the bid and asked prices which are higher or lower than those paid, providing, however, that they follow a trade made in the pit. Whether the high or low is a bid or asked price is not indicated in the quotations of the Chicago Board of Trade, sent out on the public wires.

## OPENING RANGE

The opening range in prices of futures is not necessarily the prices paid at 9:30 a. m. The opening range may include prices paid several minutes or more after 9:30 a. m., depending on how soon the orders to buy or sell "at the opening" were executed.

## CLOSING RANGE

The closing range usually relates entirely to prices prevailing at 1:15 p. m. (12 m. on Saturdays). There are times, however, when the closing range also includes prices paid a few minutes before 1:15 p. m. This usually occurs when a broker has a large order to fill reading "to buy at the close" or "to sell at the close." In that case the broker informs the board of trade representative that he has a large order to fill "at the close" and wishes to have prices paid by or to him, depending upon whether he is going to buy or sell, included in the official closing range. All trades made by him shortly before and at 1:15 p. m., are then included in the closing range for the day. Any bid or asked prices quoted at 1:15 p. m. are included in the official close and are shown by the letter "b" for bid, and "a" for asked.

Few, if any, closing prices are shown in the tables during the early life of a future. This is due to the fact that the trades made are few in number with none coming at or near the close of the market.

## LIMITATIONS ON DAILY FLUCTUATIONS

On March 14, 1933, the directors of the Chicago Board of Trade ordered that trading in futures, which had been suspended during the bank holiday of March 4 to 15, 1933, be resumed on March 16, and that under the provisions of rule 81, a limitation be placed on the market prices of wheat for future delivery of 5 cents above or below the closing prices of the previous business day. On March 16 they ordered that the restriction on price fluctuations be withdrawn at the close of the market on March 17.

On July 20, 1933, the directors, acting under rule 81 of the exchange, declared that beginning with Friday, July 21, 1933, and effective until further notice, there should be no trading in wheat futures during any day at prices more than 8 cents above or below the average closing price of the preceding day. The limitation, however, was not to impair the right of holders of weekly privileges at that time to exercise their privileges at prices outside of the limitations imposed.

All daily privileges good on July 21, 1933, were declared null and void and the consideration paid was ordered returned by the sellers to the buyers.

Beginning with July 20, 1933, the market report committee of the Chicago Board of Trade announced daily the limits of the high and

low prices for each future effective the following trading day. These were the maximum and minimum prices that could be paid on that day. On July 28, 1933, the limit on daily fluctuations from the previous close was reduced from 8 cents to 5 cents, effective as of that date. During the periods that the pegged minimum prices established by the board were in effect, however, the low prices paid could not be less than the pegged minimum prices. The respective periods when the pegged prices were in effect are shown below.

The days on which the prices of the various wheat futures reached their respective limits are shown in table 23. They are also indicated in other tables showing the daily prices of the individual futures.

#### PEGGED MINIMUM PRICES

On July 22, 1933, the directors of the Chicago Board of Trade, acting under the provisions of rule 251 of the exchange, declared that beginning with Monday, July 24, 1933, and effective until further notice, there was to be no trading in wheat futures below the following minimum prices, known as "pegged prices": July wheat, 90 cents; September wheat, 92 cents; December wheat, 95½ cents; and May wheat, \$1. These minimum prices were later rescinded effective July 28, 1933. On July 31, however, the directors declared that there should be no trading in wheat futures below the closing prices of Monday, July 31, 1933, viz: September wheat, 92½ cents; December wheat, 95¾ cents; and May wheat, 99½ cents. These minimum prices were to remain in effect until and including August 15, 1933. Effective after the close of the market on the latter day, the pegged prices were discontinued by an order of the directors, issued on August 11.

The days on which the minimum prices were reached during the period of March 16 to August 15, 1933, are indicated in table 23 and the tables showing the daily prices of the individual wheat futures. During the period of March 18 to July 21, 1933, no limits on the fluctuations were in force.

#### SPLIT QUOTATIONS

Fractions on the exchanges are expressed only in eighths of a cent and multiples thereof. By virtue of a special provision of the Chicago Board of Trade rules (repealed June 29, 1933), however, trades were permitted at so-called "split prices", equivalent to prices in sixteenths of a cent. This, however, was possible only if even multiples of a lot were dealt in. Under such circumstances it was permissible to buy or sell one half of the entire quantity at one-eighth cent above the remaining half. For example, a trader selling 10,000 bushels at \$1.54¾ split actually sold one lot of 5,000 bushels at \$1.54¾ and the other 5,000 bushels at \$1.54¾. While this was equivalent to a price of \$1.54<sup>13</sup>/<sub>16</sub> for the entire trade, the split involved the quantity rather than the price. The price quotation for such transaction would have been expressed by using an equal sign (=) after the lower of the two prices, viz, \$1.54¾=.

In recording the highs and lows in the Chicago Board of Trade Yearbook, split quotations were not designated as such; in the example given, for instance, assuming that the higher of the two prices constituted the high for the day, it would have been recorded as \$1.54¾ rather than as \$1.54¾=, and, on the other hand, if the lower

of the two prices had constituted the day's low it would have been recorded in the Yearbook as \$1.54 $\frac{3}{4}$  rather than \$1.54 $\frac{1}{4}$ =. In this bulletin split quotations are shown as such by the use of the equal sign (=).

#### AVERAGES

The monthly averages of daily volume of trading found in tables 10 to 13 are based on the total number of trading days in the month, regardless of whether or not trading occurred each day.

The monthly average closing prices found in tables 25 to 28 are based only on quotations sent out on the public wire by the quotation department of the Chicago Board of Trade. Prices quoted by the board on round-lot trades previous to the time the quotation committee instructs that the quotations be sent out on the wire, are not included in the averages for the following reasons: In the early life of a future, trading is small and at irregular intervals. Such trades, unless made at the beginning or closing of a trading session, have only the high and low recorded. If these prices were included in the averages for the month or for the life of the entire future, the average close might be higher than the average of the highs or lower than the average of the low quotations. A few instances also occur when volume of trading in round lots has been reported to the Grain Futures Administration for which no price has been recorded by the Chicago Board of Trade. This omission on the part of the board may be caused by the failure of the pit trader to report to the market reporter the price at which the transaction was made. In such cases the price is obtained by the Grain Futures Administration from the firms who made the trade. It is then entered as a high and low price in the records and designated as a quotation received from the firms. Such price figures are excluded from averages.

Occasionally, opening, high, low, and closing prices are quoted by the board of trade, but no volume of trading reported to the Grain Futures Administration to cover these prices. This may be due to an error on the part of the firms in failing to report the trading or on the part of the exchange, which may have sent out a job-lot quotation, buyers' or sellers' price (bid or asked price) through error. Inasmuch as an opening, high, low, and closing wire quotation has been recorded by the exchange, however, it signifies that a trade has been made and such quotations, therefore, are included in averages.

#### OBSERVATIONS CONCERNING FUTURES QUOTATIONS

##### AVERAGE OF THE HIGH AND LOW QUOTATIONS

In this bulletin are presented the opening, high, low, and closing prices of wheat futures on the Chicago Board of Trade. These four types are the only ones which are widely published, but it should be remembered that they are only a few of the many quotations which are commonly registered daily in each active future. Several hundred quotations are usually established per day in the most active future during the 225 minutes of the trading session (150 minutes on Saturdays) and they tend strongly to fluctuate in wavelike movements, so that no one quotation can be fully representative of them all. Careful examination of the readily available types of quotations has disclosed that no one type is best suited for all purposes. For

rough comparisons the differences between the various types may not be significant, but if a detailed analysis involving futures quotations and other data is to be made, it is necessary to consider the character of the other data (e. g., volume of trading) in connection with the nature of the type of quotation chosen for the purpose.

The average of the high and the low quotations corresponds more closely, on the whole, to the average of all the quotations for a day than does any other readily available type of quotation.<sup>8</sup> This may seem surprising at first in view of the disadvantages of such figures in most kinds of data, but it may be seen that in futures quotations the daily high and low quotations are not affected by isolated high or low items. This is true because the contracts to which the quotations refer are very highly standardized and also because the large number of traders involved in the futures market helps to give continuity to the quotations.

#### CLOSING QUOTATIONS

The closing quotations are more widely used than any other type of quotations, both by the grain trade and by others, but they are unsuitable for many detailed comparisons. They have the advantage of being the final quotations for the day and thus of reflecting changes in the market situation which may have become known late in the trading session, but they are only roughly representative of the average of all the quotations for the day, and they exhibit much wider fluctuations over a period than does the market as a whole. In part, this is due to the fact that on one day the closing quotations may be found at or near the crest of one of the wavelike fluctuations and on the following day at or near the trough, but it also appears that at times the change from one close to another may be affected by such influences as a rush of scalpers to close out their contracts before the end of the session or by heavy trading connected with privileges. A further objection to the use of closing quotations is that frequently they indicate that prices moved in the opposite direction from that which would be shown by a comparison of all the quotations. For example, the closing prices for a day may have been lower than those of the previous day, while the market as a whole was higher than on the previous day, or the reverse may have been true. Such was found to be the case on an average of 1 day out of 4 during the periods studied. For some purposes the closing quotations are the best type available, but their characteristics should be carefully considered before employing them in a detailed analysis.

<sup>8</sup> The data on which these conclusions are based, are presented, together with additional conclusions, in an unpublished manuscript in the files of the Grain Futures Administration.

WHEAT FUTURES

TABLE 1.—Annual volume of trading in all wheat futures combined on each of 12 markets, by calendar years, Jan. 3, 1921, to Dec. 31, 1935

[In thousands of bushels, i. e., 000 omitted]

Market	1921		1922		1923		1924		1925	
	Volume	Percent of total	Volume	Percent of total	Volume	Percent of total	Volume	Percent of total	Volume	Percent of total
Chicago Board of Trade.....	12, 273, 660	86. 73	11, 072, 545	87. 17	8, 572, 111	85. 05	9, 597, 315	85. 51	18, 048, 505	87. 49
Chicago Open Board.....	237, 761	1. 08	366, 575	2. 89	328, 452	3. 26	330, 171	2. 94	534, 458	2. 59
Minneapolis.....	792, 965	5. 00	503, 986	3. 97	542, 043	5. 38	642, 607	5. 73	1, 066, 475	5. 17
Kansas City.....	527, 560	3. 73	393, 181	3. 09	347, 164	3. 44	371, 679	3. 31	632, 035	3. 06
Duluth.....	174, 922	1. 23	198, 263	1. 56	183, 192	1. 82	174, 805	1. 56	211, 640	1. 03
St. Louis.....	126, 852	. 90	139, 471	1. 10	83, 186	. 83	91, 119	. 81	111, 413	. 54
Milwaukee.....	18, 226	. 13	27, 901	. 22	22, 365	. 22	15, 324	. 14	24, 259	. 12
New York.....	(1)	-----	(1)	-----	(1)	-----	(1)	-----	(1)	-----
Seattle.....	(2)	-----	(2)	-----	(2)	-----	(2)	-----	(2)	-----
Portland.....	(2)	-----	(2)	-----	(2)	-----	(2)	-----	(2)	-----
Omaha.....	(2)	-----	(2)	-----	(2)	-----	(2)	-----	(2)	-----
Hutchinson.....	(2)	-----	(2)	-----	(2)	-----	(2)	-----	(2)	-----
Total.....	14, 151, 936	100. 00	12, 701, 922	100. 00	10, 078, 513	100. 00	11, 223, 017	100. 00	20, 628, 785	100. 00

Market	1926		1927		1928		1929		1930	
	Volume	Percent of total	Volume	Percent of total	Volume	Percent of total	Volume	Percent of total	Volume	Percent of total
Chicago Board of Trade.....	13, 322, 169	85. 75	9, 004, 376	82. 93	8, 939, 129	81. 65	15, 684, 401	83. 56	12, 448, 884	84. 47
Chicago Open Board.....	540, 682	3. 48	351, 931	3. 24	341, 801	3. 12	495, 927	2. 64	365, 119	2. 48
Minneapolis.....	744, 705	4. 79	683, 210	6. 29	804, 891	7. 35	1, 258, 228	6. 70	891, 197	6. 05
Kansas City.....	540, 216	3. 48	421, 841	3. 89	493, 417	4. 51	850, 087	4. 53	693, 153	4. 70
Duluth.....	188, 120	1. 21	221, 879	2. 04	294, 218	2. 69	394, 483	2. 10	272, 403	1. 85
St. Louis.....	92, 937	. 60	49, 278	. 45	40, 364	. 37	28, 914	. 15	15, 144	. 10
Milwaukee.....	21, 903	. 14	21, 750	. 20	26, 226	. 24	36, 470	. 20	28, 345	. 19
New York.....	82, 615	. 53	95, 340	. 88	(1)	-----	(1)	-----	(1)	-----
Seattle.....	2, 914	. 02	8, 860	. 08	7, 425	. 07	12, 722	. 07	11, 395	. 08
Portland.....	(2)	-----	(2)	-----	(2)	-----	9, 366	. 05	11, 823	. 08
Omaha.....	(2)	-----	(2)	-----	(2)	-----	(2)	-----	316	(3)
Hutchinson.....	(2)	-----	(2)	-----	(2)	-----	(2)	-----	(2)	-----
Total.....	15, 536, 261	100. 00	10, 858, 405	100. 00	10, 947, 471	100. 00	18, 770, 598	100. 00	14, 737, 779	100. 00

Market	1931		1932		1933		1934		1935	
	Volume	Percent of total	Volume	Percent of total	Volume	Percent of total	Volume	Percent of total	Volume	Percent of total
Chicago Board of Trade.....	6, 925, 200	83. 06	8, 078, 176	84. 10	10, 353, 912	83. 60	7, 500, 397	84. 11	7, 062, 731	83. 46
Chicago Open Board.....	286, 903	3. 44	301, 459	3. 14	292, 087	2. 36	172, 501	1. 94	130, 648	1. 54
Minneapolis.....	309, 940	4. 44	417, 619	4. 35	686, 281	5. 54	512, 237	5. 74	531, 394	6. 28
Kansas City.....	501, 944	6. 74	688, 858	7. 18	908, 429	7. 33	677, 179	7. 59	695, 058	8. 21
Duluth.....	110, 505	1. 32	75, 063	. 78	98, 566	. 80	30, 920	. 35	24, 895	. 29
St. Louis.....	9, 488	. 11	13, 034	. 13	11, 131	. 09	1, 241	. 01	1, 218	. 02
Milwaukee.....	13, 802	. 17	15, 193	. 16	23, 668	. 19	16, 622	. 19	11, 992	. 14
New York.....	26, 356	. 32	43	(3)	-----	-----	-----	-----	-----	-----
Seattle.....	9, 788	. 12	4, 486	. 05	6, 598	. 05	4, 200	. 05	3, 450	. 04
Portland.....	8, 632	. 10	2, 336	. 02	4, 515	. 04	1, 730	. 02	921	. 01
Omaha.....	15, 075	. 18	23	(3)	(2)	-----	(2)	-----	(2)	-----
Hutchinson.....	(2)	-----	2, 495	. 03	332	(3)	317	(3)	505	. 01
Total.....	8, 337, 633	100. 00	9, 598, 775	100. 00	12, 385, 519	100. 00	8, 917, 344	100. 00	8, 462, 821	100. 00

<sup>1</sup> Trading in grain futures at New York began Aug. 2, 1926, was discontinued Dec. 31, 1927, and was resumed (in bonded Canadian wheat futures only) Mar. 3, 1931.

<sup>2</sup> Trading in grain futures at Seattle began May 1, 1926; at Portland, Oreg., June 19, 1929; at Omaha, June 16, 1930, and was suspended at Omaha Dec. 7, 1932. Trading at Hutchinson, Kans., began May 16, 1932.

<sup>3</sup> Less than 0.01 percent.

TABLE 2.—Annual volume of trading in all wheat futures combined on each of 12 markets, by crop years, July 1, 1921, to June 29, 1935<sup>1</sup>

[In thousands of bushels, i. e., 000 omitted]

Market	1921-22		1922-23		1923-24		1924-25		1925-26	
	Volume	Per cent of total	Volume	Per cent of total	Volume	Per cent of total	Volume	Per cent of total	Volume	Per cent of total
Chicago Board of Trade	12,814,318	87.44	9,025,226	85.74	6,124,323	83.70	10,587,110	87.87	15,809,025	86.50
Chicago Open Board	343,300	2.34	354,173	3.16	261,833	3.58	446,476	2.36	601,900	3.28
Minneapolis	594,147	4.05	555,366	4.95	438,123	5.99	927,811	4.92	972,544	5.30
Kansas City	532,047	3.63	340,428	3.03	270,842	3.70	577,006	3.06	546,449	2.88
Duluth	168,817	1.15	226,061	2.01	142,467	1.95	189,576	1.00	233,977	1.28
St. Louis	178,099	1.22	98,448	.88	65,772	.90	126,006	.67	96,569	.53
Milwaukee	24,310	.17	26,161	.23	13,550	.18	21,980	.12	23,966	.13
New York	(2)	—	(2)	—	(2)	—	(2)	—	(2)	—
Seattle	(2)	—	(2)	—	(2)	—	(2)	—	585	(4)
Portland	(2)	—	(2)	—	(2)	—	(2)	—	(2)	—
Omaha	(2)	—	(2)	—	(2)	—	(2)	—	(2)	—
Hutchinson	(2)	—	(2)	—	(2)	—	(2)	—	(2)	—
Total	14,655,641	100.00	11,225,893	100.00	7,316,910	100.00	18,875,965	100.00	18,345,015	100.00

Market	1926-27		1927-28		1928-29		1929-30		1930-31	
	Volume	Per cent of total	Volume	Per cent of total	Volume	Per cent of total	Volume	Per cent of total	Volume	Per cent of total
Chicago Board of Trade	10,619,503	84.39	9,203,164	82.16	9,907,610	81.24	10,598,849	84.66	8,300,329	83.08
Chicago Open Board	429,268	3.41	342,363	3.06	387,217	3.18	465,851	2.38	206,829	2.05
Minneapolis	631,835	5.02	824,255	7.36	886,970	7.27	1,248,091	6.37	580,981	5.78
Kansas City	502,492	3.99	441,400	3.94	575,805	4.72	874,990	4.46	515,495	5.12
Duluth	154,918	1.23	272,492	2.43	376,615	3.09	328,109	1.67	219,691	2.18
St. Louis	69,507	.55	53,235	.47	27,561	.23	22,237	.11	8,792	.09
Milwaukee	20,667	.17	27,602	.25	25,043	.21	39,264	.20	15,329	.15
New York	148,830	1.18	20,125	.26	(2)	—	(2)	—	25,436	.26
Seattle	6,892	.06	7,382	.07	7,851	.06	14,405	.07	12,207	.12
Portland	(2)	—	(2)	—	362	(4)	14,970	.08	12,753	.13
Omaha	(2)	—	(2)	—	(2)	—	24	(4)	15,298	.15
Hutchinson	(2)	—	(2)	—	(2)	—	(2)	—	(2)	—
Total	12,583,940	100.00	11,201,018	100.00	12,195,034	100.00	19,606,790	100.00	10,063,139	100.00

Market	1931-32		1932-33		1933-34		1934-35	
	Volume	Per cent of total	Volume	Per cent of total	Volume	Per cent of total	Volume	Per cent of total
Chicago Board of Trade	8,565,650	84.41	9,093,048	83.50	8,398,605	83.21	6,797,554	83.08
Chicago Open Board	333,602	3.29	267,470	2.45	248,600	2.46	128,029	1.58
Minneapolis	364,281	3.59	588,893	5.41	605,200	6.00	457,401	5.65
Kansas City	773,382	7.62	798,586	7.33	734,532	7.28	678,379	8.38
Duluth	66,975	.66	102,188	.94	71,969	.71	15,645	.19
St. Louis	15,234	.15	10,828	.10	6,092	.06	675	.01
Milwaukee	17,640	.18	19,351	.18	18,663	.19	13,438	.17
New York	964	.01	—	—	—	—	—	—
Seattle	5,444	.05	5,449	.05	6,035	.06	3,567	.04
Portland	2,910	.03	3,071	.03	3,327	.03	1,411	.02
Omaha	92	(4)	(2)	—	(2)	—	(2)	—
Hutchinson	1,316	.01	1,411	.01	176	(4)	404	(4)
Total	10,147,490	100.00	10,890,205	100.00	10,093,259	100.00	8,096,593	100.00

<sup>1</sup> The crop year includes trading from July 1 of one year to June 30 of the following year.

<sup>2</sup> Trading in grain futures at New York began Aug. 2, 1926, was discontinued Dec. 31, 1927, and was resumed (in bonded Canadian wheat futures only) Mar. 3, 1931.

<sup>3</sup> Trading in grain futures at Seattle began May 1, 1926; at Portland, Oreg., June 19, 1920; at Omaha June 16, 1930, and was suspended at Omaha Dec. 7, 1932. Trading at Hutchinson, Kans., began May 16, 1932.

<sup>4</sup> Less than 0.01 percent.



WHEAT FUTURES

TABLE 3.—Monthly volume of trading in all wheat futures combined on each of 11 markets, Jan. 3, 1933, to Dec. 31, 1935

[In thousands of bushels; i. e., 000 omitted]

Year and month	Chicago Board of Trade	Chicago Open Board	Minneapolis	Kansas City	Duluth	Milwaukee	St. Louis	Portland	Seattle	New York	Hutchinson	Total	
1933													
January	433, 192	19, 458	20, 207	28, 792	5, 954	741	617	46	155	-----	11	518, 173	
February	288, 482	13, 275	23, 170	36, 569	2, 244	550	330	40	87	-----	22	364, 769	
March	456, 266	15, 099	27, 766	45, 467	4, 318	990	481	89	87	-----	37	550, 600	
April	1, 309, 623	31, 202	80, 088	110, 672	9, 815	3, 191	1, 797	708	554	-----	60	1, 547, 710	
May	1, 276, 645	31, 904	63, 733	95, 505	9, 534	3, 059	1, 612	564	712	-----	49	1, 483, 307	
June	1, 572, 465	33, 973	93, 454	142, 321	14, 104	4, 247	1, 435	472	1, 030	-----	53	1, 863, 554	
July	1, 684, 935	32, 161	96, 930	164, 629	14, 557	4, 308	931	758	948	-----	29	2, 000, 186	
August	646, 815	21, 885	70, 858	86, 834	10, 436	1, 179	503	511	632	-----	17	819, 670	
September	681, 556	26, 145	55, 532	47, 261	9, 244	1, 322	603	251	461	-----	6	802, 381	
October	832, 751	26, 067	54, 778	65, 232	6, 844	1, 608	921	160	254	-----	21	988, 636	
November	743, 386	22, 789	62, 523	75, 259	7, 928	1, 521	1, 586	806	1, 382	-----	5	917, 185	
December	447, 796	18, 129	28, 242	29, 888	3, 588	952	315	120	296	-----	22	529, 348	
Total	10, 353, 912	292, 087	686, 281	908, 429	98, 566	23, 668	11, 131	4, 515	6, 598	-----	332	12, 385, 519	
1934													
January	437, 163	16, 245	30, 798	30, 279	2, 695	1, 083	394	28	155	-----	22	518, 862	
February	320, 677	12, 960	22, 359	23, 313	2, 123	813	161	11	153	-----	12	382, 582	
March	307, 139	12, 819	25, 348	23, 450	2, 740	1, 003	159	26	134	-----	11	372, 829	
April	523, 171	10, 939	43, 945	47, 183	3, 756	1, 071	440	520	740	-----	12	631, 777	
May	891, 771	25, 156	55, 097	60, 507	3, 914	2, 010	69	60	608	-----	13	1, 045, 805	
June	901, 445	23, 305	58, 250	64, 697	4, 144	1, 793	10	76	272	-----	6	1, 083, 998	
July	921, 720	13, 730	54, 931	93, 937	2, 793	1, 613	-----	217	403	-----	16	1, 089, 360	
August	1, 068, 254	16, 789	70, 666	101, 333	3, 080	2, 467	3	322	638	-----	59	1, 272, 591	
September	500, 287	9, 923	43, 028	47, 980	2, 236	1, 199	-----	91	203	-----	52	604, 999	
October	651, 878	12, 447	38, 502	52, 323	1, 262	1, 417	-----	22	203	-----	41	758, 095	
November	515, 119	10, 216	32, 831	52, 717	1, 350	1, 216	-----	338	503	-----	33	614, 323	
December	461, 773	7, 972	26, 882	43, 460	847	937	5	19	188	-----	40	542, 123	
Total	7, 500, 397	172, 501	512, 237	677, 179	30, 920	16, 622	1, 241	1, 730	4, 200	-----	317	8, 917, 344	
1935													
January	407, 294	10, 323	23, 521	36, 306	603	756	144	18	71	-----	25	479, 061	
February	233, 779	6, 349	14, 632	24, 169	418	558	69	13	131	-----	19	280, 137	
March	362, 797	9, 646	23, 024	35, 788	496	679	38	17	125	-----	28	432, 638	
April	604, 370	10, 679	46, 818	68, 365	911	1, 156	151	256	679	-----	40	733, 425	
May	528, 616	10, 537	37, 298	56, 607	700	735	208	81	197	-----	17	637, 996	
June	541, 667	9, 418	36, 288	62, 394	969	705	57	17	226	-----	34	651, 755	
July	941, 726	13, 732	76, 319	122, 927	1, 045	1, 351	116	51	263	-----	68	1, 157, 598	
August	750, 129	12, 029	72, 900	77, 311	3, 031	1, 427	20	145	225	-----	65	917, 282	
September	746, 052	11, 355	68, 842	67, 178	6, 180	1, 076	24	96	633	-----	86	901, 531	
October	922, 980	14, 389	65, 472	64, 796	5, 407	1, 227	-----	130	326	-----	49	1, 074, 776	
November	527, 301	11, 340	41, 869	41, 659	3, 108	1, 061	-----	118	45	395	-----	53	626, 949
December	496, 020	10, 851	24, 431	34, 558	2, 018	1, 261	-----	273	52	188	-----	21	569, 673
Total	7, 062, 731	130, 048	531, 394	695, 058	24, 895	11, 992	1, 218	921	3, 459	-----	505	8, 462, 821	

TABLE 4.—Volume of trading in wheat futures at 11 markets, by months, futures, and markets, from Jan. 3, 1933, to Dec. 31, 1935

[In thousands of bushels, i. e., 000 omitted]

Month, year, and market	May future	July future	September future	December future	Other futures	All futures
<i>January 1933</i>						
Chicago Board of Trade	315, 682	99, 318	18, 182	-----	10	433, 192
Chicago Open Board	17, 072	1, 475	11	-----	-----	19, 458
Minneapolis	23, 596	5, 011	-----	-----	-----	28, 207
Kansas City	21, 960	5, 767	865	-----	200	28, 792
Duluth	5, 857	97	-----	-----	-----	5, 954
Milwaukee	542	190	-----	3	-----	741
St. Louis	580	37	-----	-----	-----	617
Portland	42	4	-----	-----	-----	46
Seattle	140	15	-----	-----	-----	155
New York	-----	-----	-----	-----	-----	-----
Hutchinson	8	3	-----	-----	-----	11
Total	386, 379	112, 523	19, 061	-----	210	518, 173

TABLE 4.—Volume of trading in wheat futures at 11 markets, by months, futures, and markets, from Jan. 3, 1933, to Dec. 31, 1935—Continued

[In thousands of bushels, i. e., 000 omitted]

Month, year, and market	May future	July future	September future	December future	Other futures	All futures
<i>February 1933</i>						
Chicago Board of Trade.....	188,686	76,604	23,187	-----	5	288,482
Chicago Open Board.....	12,007	1,254	14	-----	-----	13,275
Minneapolis.....	15,813	6,541	816	-----	-----	23,170
Kansas City.....	21,181	11,130	4,258	-----	-----	36,569
Duluth.....	2,032	212	-----	-----	-----	2,244
Milwaukee.....	303	222	25	-----	-----	550
St. Louis.....	310	20	-----	-----	-----	330
Portland.....	29	11	-----	-----	-----	40
Seattle.....	80	7	-----	-----	-----	87
New York.....	-----	-----	-----	-----	-----	-----
Hutchinson.....	12	10	-----	-----	-----	22
Total.....	240,453	96,011	28,300	-----	5	364,760
<i>March 1933</i>						
Chicago Board of Trade.....	247,285	146,948	62,023	-----	10	456,266
Chicago Open Board.....	12,710	2,345	44	-----	-----	15,099
Minneapolis.....	18,723	6,309	2,734	-----	-----	27,766
Kansas City.....	28,188	12,999	4,280	-----	-----	45,467
Duluth.....	3,680	638	-----	-----	-----	4,318
Milwaukee.....	437	467	86	-----	-----	990
St. Louis.....	349	132	-----	-----	-----	481
Portland.....	66	23	-----	-----	-----	89
Seattle.....	70	17	-----	-----	-----	87
New York.....	-----	-----	-----	-----	-----	-----
Hutchinson.....	19	18	-----	-----	-----	37
Total.....	311,527	169,896	69,167	-----	10	550,000
<i>April 1933</i>						
Chicago Board of Trade.....	181,810	702,143	422,314	3,356	-----	1,309,623
Chicago Open Board.....	5,288	25,209	703	2	-----	31,202
Minneapolis.....	26,332	32,891	20,865	-----	-----	80,088
Kansas City.....	30,945	48,263	31,187	277	-----	110,672
Duluth.....	4,184	5,449	182	-----	-----	9,815
Milwaukee.....	383	2,007	790	11	-----	3,191
St. Louis.....	299	1,489	9	-----	-----	1,797
Portland.....	273	182	253	-----	-----	708
Seattle.....	324	142	88	-----	-----	551
New York.....	-----	-----	-----	-----	-----	-----
Hutchinson.....	23	13	24	-----	-----	60
Total.....	249,861	817,788	476,415	3,646	-----	1,547,710
<i>May 1933</i>						
Chicago Board of Trade.....	17,866	633,512	552,288	72,079	-----	1,276,645
Chicago Open Board.....	7	30,152	1,727	18	-----	31,901
Minneapolis.....	1,488	38,751	23,441	53	-----	63,733
Kansas City.....	2,017	49,424	39,671	4,393	-----	95,505
Duluth.....	454	7,700	1,380	-----	-----	9,534
Milwaukee.....	30	1,609	1,317	103	-----	3,650
St. Louis.....	38	1,516	58	-----	-----	1,612
Portland.....	2	122	430	-----	-----	551
Seattle.....	51	206	374	21	-----	712
New York.....	-----	-----	-----	-----	-----	-----
Hutchinson.....	1	11	37	-----	-----	49
Total.....	21,954	763,063	620,723	77,567	-----	1,483,307
<i>June 1933</i>						
Chicago Board of Trade.....	12,315	140,876	1,070,701	348,573	-----	1,572,465
Chicago Open Board.....	20	3,702	29,580	671	-----	33,973
Minneapolis.....	-----	22,613	62,096	8,746	-----	93,454
Kansas City.....	504	21,508	85,087	35,222	-----	142,321
Duluth.....	-----	4,955	7,950	1,199	-----	14,104
Milwaukee.....	15	690	2,411	1,131	-----	4,247
St. Louis.....	-----	698	713	24	-----	1,435
Portland.....	-----	76	238	168	-----	472
Seattle.....	-----	169	338	523	-----	1,030
New York.....	-----	-----	-----	-----	-----	-----
Hutchinson.....	-----	10	43	-----	-----	53
Total.....	12,854	195,297	1,259,156	396,247	-----	1,863,554

WHEAT FUTURES

TABLE 4.—Volume of trading in wheat futures at 11 markets, by months, futures, and markets, from Jan. 3, 1933, to Dec. 31, 1935—Continued

[In thousands of bushels, i. e., 000 omitted]

Month, year, and market	May future	July future	September future	December future	Other futures	All futures
<i>July 1933</i>						
Chicago Board of Trade.....	155, 575	9, 999	852, 745	666, 616	-----	1, 684, 935
Chicago Open Board.....	126	23	28, 850	3, 162	-----	32, 161
Minneapolis.....	-----	1, 087	66, 308	29, 535	-----	99, 930
Kansas City.....	11, 733	1, 152	76, 406	75, 338	-----	164, 629
Duluth.....	-----	1, 654	9, 577	3, 326	-----	14, 557
Milwaukee.....	620	78	1, 788	1, 822	-----	4, 308
St. Louis.....	-----	17	725	189	-----	931
Portland.....	-----	115	307	336	-----	758
Seattle.....	-----	131	252	565	-----	948
New York.....	-----	-----	-----	-----	-----	-----
Hutchinson.....	-----	3	2	24	-----	29
Total.....	168, 054	14, 259	1, 036, 960	780, 913	-----	2, 000, 186
<i>August 1933</i>						
Chicago Board of Trade.....	149, 212	-----	115, 604	381, 999	-----	646, 815
Chicago Open Board.....	877	-----	5, 225	15, 983	-----	21, 885
Minneapolis.....	1, 746	-----	24, 839	44, 273	-----	70, 858
Kansas City.....	10, 087	-----	14, 713	42, 034	-----	66, 834
Duluth.....	16	-----	3, 976	6, 444	-----	10, 436
Milwaukee.....	488	-----	240	451	-----	1, 179
St. Louis.....	-----	-----	112	391	-----	503
Portland.....	-----	-----	204	307	-----	511
Seattle.....	-----	-----	170	462	-----	632
New York.....	-----	-----	-----	-----	-----	-----
Hutchinson.....	-----	-----	-----	17	-----	17
Total.....	162, 226	-----	165, 083	492, 361	-----	819, 670
<i>September 1933</i>						
Chicago Board of Trade.....	263, 007	-----	8, 564	389, 085	-----	661, 556
Chicago Open Board.....	1, 886	-----	5	24, 254	-----	26, 145
Minneapolis.....	11, 030	-----	1, 143	43, 359	-----	55, 532
Kansas City.....	15, 082	-----	637	31, 542	-----	47, 261
Duluth.....	98	-----	857	8, 289	-----	9, 244
Milwaukee.....	803	-----	69	450	-----	1, 322
St. Louis.....	-----	-----	16	587	-----	603
Portland.....	17	-----	88	146	-----	251
Seattle.....	65	-----	93	303	-----	461
New York.....	-----	-----	-----	-----	-----	-----
Hutchinson.....	1	-----	2	3	-----	6
Total.....	292, 889	-----	11, 474	498, 018	-----	802, 381
<i>October 1933</i>						
Chicago Board of Trade.....	436, 530	30, 430	-----	365, 791	-----	832, 751
Chicago Open Board.....	4, 171	56	-----	21, 840	-----	26, 067
Minneapolis.....	21, 389	12	-----	33, 377	-----	54, 778
Kansas City.....	31, 505	1, 550	-----	32, 177	-----	65, 232
Duluth.....	1, 144	-----	-----	5, 700	-----	6, 844
Milwaukee.....	1, 286	36	-----	286	-----	1, 608
St. Louis.....	70	-----	-----	851	-----	921
Portland.....	25	-----	-----	135	-----	160
Seattle.....	75	-----	-----	179	-----	254
New York.....	-----	-----	-----	-----	-----	-----
Hutchinson.....	5	3	-----	13	-----	21
Total.....	496, 200	32, 087	-----	460, 349	-----	988, 636
<i>November 1933</i>						
Chicago Board of Trade.....	559, 948	65, 990	-----	117, 448	-----	743, 386
Chicago Open Board.....	20, 512	258	-----	2, 019	-----	22, 789
Minneapolis.....	37, 277	956	-----	24, 290	-----	62, 523
Kansas City.....	48, 085	4, 230	-----	22, 944	-----	75, 259
Duluth.....	4, 125	1	-----	3, 802	-----	7, 928
Milwaukee.....	1, 221	140	-----	160	-----	1, 521
St. Louis.....	1, 048	-----	-----	538	-----	1, 586
Portland.....	308	-----	-----	498	-----	806
Seattle.....	480	-----	-----	902	-----	1, 382
New York.....	-----	-----	-----	-----	-----	-----
Hutchinson.....	2	-----	-----	3	-----	5
Total.....	673, 006	71, 575	-----	172, 604	-----	917, 185

TABLE 4.—Volume of trading in wheat futures at 11 markets, by months, futures, and markets, from Jan. 3, 1933, to Dec. 31, 1935—Continued

[In thousands of bushels, i. e., 000 omitted]

Month, year, and market	May future	July future	September future	December future	Other futures	All futures
<i>December 1933</i>						
Chicago Board of Trade.....	340,734	00,810	-----	16,252	-----	447,796
Chicago Open Board.....	17,144	968	-----	17	-----	18,129
Minneapolis.....	24,400	2,610	-----	1,232	-----	28,242
Kansas City.....	24,483	4,296	-----	1,109	-----	29,888
Duluth.....	2,538	24	-----	1,020	-----	3,588
Milwaukee.....	709	182	-----	61	-----	962
St. Louis.....	314	-----	-----	1	-----	315
Portland.....	35	-----	-----	85	-----	120
Seattle.....	114	-----	-----	182	-----	296
New York.....	-----	-----	-----	-----	-----	-----
Hutchinson.....	14	1	-----	7	-----	22
Total.....	410,485	98,801	-----	19,972	-----	529,348
<i>January 1934</i>						
Chicago Board of Trade.....	329,803	93,544	13,816	-----	-----	437,163
Chicago Open Board.....	15,078	1,163	4	-----	-----	16,245
Minneapolis.....	25,548	5,009	241	-----	-----	30,798
Kansas City.....	25,640	4,626	13	-----	-----	30,279
Duluth.....	2,568	127	-----	-----	-----	2,695
Milwaukee.....	744	315	24	-----	-----	1,083
St. Louis.....	394	-----	-----	-----	-----	394
Portland.....	27	1	-----	-----	-----	28
Seattle.....	151	-----	4	-----	-----	155
New York.....	-----	-----	-----	-----	-----	-----
Hutchinson.....	20	2	-----	-----	-----	22
Total.....	300,973	104,787	14,102	-----	-----	518,862
<i>February 1934</i>						
Chicago Board of Trade.....	218,903	78,343	23,386	45	-----	320,677
Chicago Open Board.....	11,644	1,312	4	-----	-----	12,960
Minneapolis.....	16,906	5,174	189	-----	-----	22,369
Kansas City.....	18,086	5,014	213	-----	-----	23,313
Duluth.....	1,940	173	10	-----	-----	2,123
Milwaukee.....	514	266	33	-----	-----	813
St. Louis.....	154	7	-----	-----	-----	161
Portland.....	11	-----	-----	-----	-----	11
Seattle.....	115	-----	38	-----	-----	153
New York.....	-----	-----	-----	-----	-----	-----
Hutchinson.....	12	-----	-----	-----	-----	12
Total.....	268,375	90,289	23,873	45	-----	382,582
<i>March 1934</i>						
Chicago Board of Trade.....	189,665	85,823	31,651	-----	-----	307,139
Chicago Open Board.....	10,761	2,032	36	-----	-----	12,819
Minneapolis.....	16,197	8,349	802	-----	-----	25,348
Kansas City.....	15,849	7,354	247	-----	-----	23,450
Duluth.....	2,325	359	56	-----	-----	2,740
Milwaukee.....	547	357	99	-----	-----	1,003
St. Louis.....	168	1	-----	-----	-----	169
Portland.....	24	1	1	-----	-----	26
Seattle.....	120	-----	14	-----	-----	134
New York.....	-----	-----	-----	-----	-----	-----
Hutchinson.....	11	-----	-----	-----	-----	11
Total.....	235,647	104,276	32,906	-----	-----	372,829
<i>April 1934</i>						
Chicago Board of Trade.....	164,958	244,111	114,077	25	-----	523,171
Chicago Open Board.....	2,389	8,447	103	-----	-----	10,939
Minneapolis.....	19,380	19,905	4,680	-----	-----	43,945
Kansas City.....	19,717	23,461	4,005	-----	-----	47,183
Duluth.....	1,020	1,939	188	-----	-----	3,766
Milwaukee.....	330	540	201	-----	-----	1,071
St. Louis.....	412	28	-----	-----	-----	440
Portland.....	312	14	194	-----	-----	520
Seattle.....	425	43	272	-----	-----	740
New York.....	-----	-----	-----	-----	-----	-----
Hutchinson.....	4	8	-----	-----	-----	12
Total.....	209,556	298,496	123,700	25	-----	631,777

## WHEAT FUTURES

19

TABLE 4.—Volume of trading in wheat futures at 11 markets, by months, futures, and markets, from Jan. 3, 1933, to Dec. 31, 1935—Continued

[In thousands of bushels, i. e., 000 omitted]

Month, year, and market	May future	July future	September future	December future	Other futures	All futures
<i>May 1934</i>						
Chicago Board of Trade.....	26, 249	541, 670	323, 336	516	-----	891, 771
Chicago Open Board.....	58	24, 134	964	-----	-----	25, 156
Minneapolis.....	1, 473	32, 762	21, 462	-----	-----	55, 697
Kansas City.....	3, 010	46, 052	17, 445	-----	-----	66, 507
Duluth.....	323	2, 745	846	-----	-----	3, 914
Milwaukee.....	91	1, 037	882	-----	-----	2, 010
St. Louis.....	-----	69	-----	-----	-----	69
Portland.....	21	11	28	-----	-----	60
Seattle.....	214	7	387	-----	-----	608
New York.....	-----	-----	-----	-----	-----	-----
Hutchinson.....	1	10	2	-----	-----	13
Total.....	31, 440	648, 497	365, 352	516	-----	1, 045, 805
<i>June 1934</i>						
Chicago Board of Trade.....	-----	207, 658	576, 238	117, 649	-----	901, 445
Chicago Open Board.....	-----	8, 467	14, 760	78	-----	23, 305
Minneapolis.....	-----	18, 085	40, 084	81	-----	58, 250
Kansas City.....	-----	28, 178	58, 717	7, 802	-----	94, 697
Duluth.....	-----	1, 497	2, 647	-----	-----	4, 144
Milwaukee.....	-----	410	1, 225	158	-----	1, 793
St. Louis.....	-----	7	3	-----	-----	10
Portland.....	-----	26	49	1	-----	76
Seattle.....	-----	35	233	4	-----	272
New York.....	-----	-----	-----	-----	-----	-----
Hutchinson.....	-----	-----	6	-----	-----	6
Total.....	-----	264, 363	693, 962	125, 673	-----	1, 083, 998
<i>July 1934</i>						
Chicago Board of Trade.....	13, 708	17, 529	503, 218	387, 265	-----	921, 720
Chicago Open Board.....	10	35	12, 945	740	-----	13, 730
Minneapolis.....	47	2, 193	40, 022	12, 669	-----	54, 931
Kansas City.....	984	2, 404	46, 241	44, 308	-----	93, 937
Duluth.....	-----	248	2, 415	130	-----	2, 793
Milwaukee.....	30	84	646	853	-----	1, 613
St. Louis.....	-----	-----	-----	-----	-----	-----
Portland.....	-----	5	134	78	-----	217
Seattle.....	-----	54	320	29	-----	403
New York.....	-----	-----	-----	-----	-----	-----
Hutchinson.....	-----	-----	9	7	-----	16
Total.....	14, 779	22, 552	605, 950	446, 079	-----	1, 089, 360
<i>August 1934</i>						
Chicago Board of Trade.....	219, 108	-----	188, 374	660, 772	-----	1, 068, 254
Chicago Open Board.....	168	-----	4, 569	12, 052	-----	16, 789
Minneapolis.....	12, 438	-----	30, 193	37, 035	-----	79, 666
Kansas City.....	20, 563	-----	21, 834	58, 936	-----	101, 333
Duluth.....	27	-----	1, 657	1, 376	-----	3, 060
Milwaukee.....	502	-----	360	1, 605	-----	2, 467
St. Louis.....	-----	-----	3	-----	-----	3
Portland.....	12	-----	152	158	-----	322
Seattle.....	43	-----	310	285	-----	638
New York.....	-----	-----	-----	-----	-----	-----
Hutchinson.....	21	-----	14	24	-----	59
Total.....	252, 882	-----	247, 406	772, 243	-----	1, 272, 591
<i>September 1934</i>						
Chicago Board of Trade.....	188, 357	190	19, 008	292, 732	-----	500, 287
Chicago Open Board.....	912	-----	28	8, 983	-----	9, 923
Minneapolis.....	11, 862	-----	3, 487	27, 679	-----	43, 028
Kansas City.....	18, 914	127	2, 212	26, 727	-----	47, 980
Duluth.....	112	-----	614	1, 510	-----	2, 236
Milwaukee.....	678	-----	81	440	-----	1, 199
St. Louis.....	-----	-----	-----	-----	-----	-----
Portland.....	30	-----	46	15	-----	91
Seattle.....	43	-----	83	77	-----	203
New York.....	-----	-----	-----	-----	-----	-----
Hutchinson.....	20	-----	1	31	-----	52
Total.....	220, 928	317	25, 560	358, 194	-----	604, 690

20 STATISTICAL BULLETIN 54, U. S. DEPT. OF AGRICULTURE

TABLE 4.—Volume of trading in wheat futures at 11 markets, by months, futures, and markets, from Jan. 3, 1933, to Dec. 31, 1935—Continued

[In thousands of bushels, i. e., 000 omitted]

Month, year, and market	May future	July future	September future	December future	Other futures	All futures
<i>October 1934</i>						
Chicago Board of Trade.....	327,953	38,480		285,436		661,878
Chicago Open Board.....	4,849	117		7,481		12,447
Minneapolis.....	16,113			22,389		38,502
Kansas City.....	22,865	3,360		26,108		52,323
Duluth.....	194			1,068		1,262
Milwaukee.....	718	262		437		1,417
St. Louis.....						
Portland.....	9			13		22
Seattle.....	139			64		203
New York.....						
Hutchinson.....	26			16		41
Total.....	372,866	42,218		343,011		758,095
<i>November 1934</i>						
Chicago Board of Trade.....	335,918	74,095		105,106		515,119
Chicago Open Board.....	9,214	604		398		10,216
Minneapolis.....	19,240	444		13,147		32,831
Kansas City.....	27,836	7,518		17,363		52,717
Duluth.....	620	14		710		1,360
Milwaukee.....	749	292		175		1,216
St. Louis.....						
Portland.....	158			180		338
Seattle.....	281			222		503
New York.....						
Hutchinson.....	26			7		33
Total.....	394,042	82,967		137,314		614,323
<i>December 1934</i>						
Chicago Board of Trade.....	350,123	82,848		28,802		461,773
Chicago Open Board.....	7,383	512		77		7,972
Minneapolis.....	22,115	2,161		2,606		26,882
Kansas City.....	30,242	8,890		4,328		43,460
Duluth.....	566	95		186		847
Milwaukee.....	617	215		105		937
St. Louis.....		5				5
Portland.....	10	1		8		19
Seattle.....	141	1		46		188
New York.....						
Hutchinson.....	32			8		40
Total.....	411,229	94,728		36,106		542,123
<i>January 1935</i>						
Chicago Board of Trade.....	299,418	94,564	13,296		16	407,294
Chicago Open Board.....	9,152	1,146	25			10,323
Minneapolis.....	20,129	3,263	129			23,521
Kansas City.....	26,799	9,501	36			36,336
Duluth.....	366	236	1			603
Milwaukee.....	477	225	54			756
St. Louis.....	106	38				144
Portland.....	16	2				18
Seattle.....	63	18				71
New York.....						
Hutchinson.....	25					26
Total.....	356,511	108,993	13,541		16	479,061
<i>February 1935</i>						
Chicago Board of Trade.....	153,641	64,974	15,164			233,779
Chicago Open Board.....	5,167	1,096	86			6,349
Minneapolis.....	11,350	3,128	154			14,632
Kansas City.....	17,076	6,709	384			24,169
Duluth.....	213	104	101			418
Milwaukee.....	281	174	103			558
St. Louis.....	55	14				69
Portland.....	13					13
Seattle.....	116	15				131
New York.....						
Hutchinson.....	17	2				19
Total.....	187,929	76,210	15,992			280,137

## WHEAT FUTURES

21

TABLE 4.—Volume of trading in wheat futures at 11 markets, by months, futures, and markets, from Jan. 3, 1933, to Dec. 31, 1935—Continued

[In thousands of bushels, i. e., 000 omitted]

Month, year, and market	May future	July future	September future	December future	Other futures	All futures
<i>March 1935</i>						
Chicago Board of Trade.....	218, 187	107, 669	36, 941	-----	-----	362, 797
Chicago Open Board.....	7, 577	1, 786	303	-----	-----	9, 646
Minneapolis.....	17, 265	4, 954	805	-----	-----	23, 024
Kansas City.....	20, 120	14, 389	1, 279	-----	-----	35, 788
Duluth.....	318	154	24	-----	-----	496
Milwaukee.....	347	228	104	-----	-----	679
St. Louis.....	31	7	-----	-----	-----	38
Portland.....	6	10	1	-----	-----	17
Seattle.....	96	16	13	-----	-----	125
New York.....	-----	-----	-----	-----	-----	-----
Hutchinson.....	26	2	-----	-----	-----	28
Total.....	263, 973	129, 195	39, 470	-----	-----	432, 638
<i>April 1935</i>						
Chicago Board of Trade.....	177, 072	307, 629	119, 669	-----	-----	604, 370
Chicago Open Board.....	2, 111	8, 329	239	-----	-----	10, 679
Minneapolis.....	19, 437	19, 401	7, 980	-----	-----	46, 818
Kansas City.....	20, 639	36, 808	10, 921	-----	-----	68, 365
Duluth.....	392	393	128	-----	-----	911
Milwaukee.....	264	553	339	-----	-----	1, 156
St. Louis.....	32	106	13	-----	-----	151
Portland.....	165	14	77	-----	-----	256
Seattle.....	385	52	242	-----	-----	679
New York.....	-----	-----	-----	-----	-----	-----
Hutchinson.....	33	7	-----	-----	-----	40
Total.....	220, 527	373, 292	139, 606	-----	-----	733, 425
<i>May 1935</i>						
Chicago Board of Trade.....	39, 180	311, 494	161, 282	16, 660	-----	528, 616
Chicago Open Board.....	25	9, 983	527	2	-----	10, 537
Minneapolis.....	3, 618	19, 581	13, 574	525	-----	37, 288
Kansas City.....	3, 970	38, 004	17, 633	-----	-----	59, 607
Duluth.....	112	347	241	-----	-----	700
Milwaukee.....	100	318	251	68	-----	735
St. Louis.....	29	87	92	-----	-----	208
Portland.....	41	4	36	-----	-----	81
Seattle.....	34	19	133	11	-----	197
New York.....	-----	-----	-----	-----	-----	-----
Hutchinson.....	5	9	3	-----	-----	17
Total.....	47, 114	370, 846	193, 772	17, 264	-----	637, 996
<i>June 1935</i>						
Chicago Board of Trade.....	-----	173, 230	268, 162	100, 136	130	541, 667
Chicago Open Board.....	-----	4, 227	5, 017	174	-----	9, 418
Minneapolis.....	-----	13, 034	20, 916	2, 318	-----	36, 288
Kansas City.....	-----	25, 093	34, 874	2, 427	-----	62, 394
Duluth.....	-----	383	576	2	8	969
Milwaukee.....	-----	266	345	94	-----	705
St. Louis.....	-----	28	29	-----	-----	57
Portland.....	-----	2	12	3	-----	17
Seattle.....	-----	45	138	43	-----	226
New York.....	-----	-----	-----	-----	-----	-----
Hutchinson.....	-----	21	13	-----	-----	34
Total.....	-----	216, 338	330, 082	105, 197	138	651, 755
<i>July 1935</i>						
Chicago Board of Trade.....	9, 492	33, 452	577, 188	321, 594	-----	941, 728
Chicago Open Board.....	4	50	12, 592	1, 167	-----	13, 732
Minneapolis.....	-----	4, 892	51, 904	19, 523	-----	76, 319
Kansas City.....	-----	18, 057	80, 620	23, 038	-----	122, 927
Duluth.....	612	16	969	45	13	1, 045
Milwaukee.....	-----	3	73	733	-----	1, 351
St. Louis.....	-----	15	101	-----	-----	116
Portland.....	-----	13	27	11	-----	51
Seattle.....	-----	2	40	90	-----	263
New York.....	-----	-----	-----	-----	-----	-----
Hutchinson.....	-----	1	37	30	-----	68
Total.....	10, 113	57, 220	724, 206	366, 046	13	1, 157, 598

TABLE 4.—Volume of trading in wheat futures at 11 markets, by months, futures, and markets, from Jan. 3, 1933, to Dec. 31, 1935—Continued

[In thousands of bushels, i. e., 000 omitted]

Month, year, and market	May future	July future	September future	December future	Other futures	All futures
<i>August 1935</i>						
Chicago Board of Trade.....	114, 738		244, 483	390, 908		750, 129
Chicago Open Board.....	255		4, 089	7, 685		12, 029
Minneapolis.....	8, 498		33, 164	31, 238		72, 900
Kansas City.....	8, 722		36, 078	32, 511		77, 311
Duluth.....			1, 164	1, 730	147	3, 031
Milwaukee.....	206		400	821		1, 427
St. Louis.....			20			20
Portland.....	54		74	17		145
Seattle.....	6		97	122		225
New York.....						
Hutchinson.....	3		25	37		65
Total.....	132, 482		319, 584	465, 069	147	917, 282
<i>September 1935</i>						
Chicago Board of Trade.....	281, 828	30	34, 490	429, 704		746, 052
Chicago Open Board.....	1, 406		118	9, 831		11, 355
Minneapolis.....	15, 723		5, 800	47, 319		68, 842
Kansas City.....	18, 680		6, 495	42, 003		67, 178
Duluth.....	11		478	5, 800	100	6, 189
Milwaukee.....	591		63	422		1, 076
St. Louis.....			24			24
Portland.....	26		17	53		96
Seattle.....	47		171	415		633
New York.....						
Hutchinson.....	7		2	77		86
Total.....	318, 319	30	47, 658	535, 424	100	901, 531
<i>October 1935</i>						
Chicago Board of Trade.....	424, 426	39, 046		459, 508		922, 980
Chicago Open Board.....	2, 922	80		11, 387		14, 389
Minneapolis.....	22, 397	1, 532		41, 543		65, 472
Kansas City.....	28, 728	2, 560		33, 508		64, 796
Duluth.....	872			4, 513	22	5, 407
Milwaukee.....	705	193		329		1, 227
St. Louis.....						
Portland.....	65			65		130
Seattle.....	93			233		326
New York.....						
Hutchinson.....	22			27		49
Total.....	480, 230	43, 411		551, 113	22	1, 074, 776
<i>November 1935</i>						
Chicago Board of Trade.....	342, 695	50, 309		134, 277	20	527, 301
Chicago Open Board.....	9, 517	488		1, 335		11, 340
Minneapolis.....	22, 521	1, 297		18, 051		41, 869
Kansas City.....	24, 207	2, 751		14, 701		41, 659
Duluth.....	1, 307			1, 801		3, 108
Milwaukee.....	736	238		87		1, 061
St. Louis.....	108	10				118
Portland.....	18			27		45
Seattle.....	185			210		395
New York.....						
Hutchinson.....	31			22		53
Total.....	401, 325	55, 093		170, 511	20	626, 949
<i>December 1935</i>						
Chicago Board of Trade.....	353, 491	91, 549	119	50, 861		496, 020
Chicago Open Board.....	9, 802	948		101		10, 851
Minneapolis.....	19, 886	2, 130		2, 415		24, 431
Kansas City.....	25, 656	3, 775		5, 127		34, 558
Duluth.....	1, 697	4		417		2, 018
Milwaukee.....	927	282		52		1, 261
St. Louis.....	262	11				273
Portland.....	34			18		52
Seattle.....	82			106		188
New York.....						
Hutchinson.....	14			7		21
Total.....	411, 751	98, 699	119	59, 104		569, 673



TABLE 5.—Volume of trading in the principal wheat futures on the Chicago Board of Trade, during the life of the futures which expired during the period Jan. 3, 1921, to Dec. 31, 1935

[In thousand bushels; i. e., 000 omitted]

Year life of future ended	March future	May future	July future	September future	December future
1921.....	(1)	(1)	2, 220, 351	1, 490, 096	2, 324, 822
1922.....	(2)	6, 075, 842	2, 695, 392	1, 383, 957	1, 720, 916
1923.....	(2)	3, 704, 517	2, 470, 696	1, 550, 345	1, 746, 958
1924.....	(2)	2, 037, 720	914, 407	1, 838, 308	2, 862, 928
1925.....	(2)	7, 733, 848	3, 173, 397	2, 966, 221	3, 392, 829
1926.....	(2)	7, 495, 083	3, 235, 225	1, 957, 725	2, 602, 906
1927.....	(2)	3, 845, 526	1, 969, 061	1, 897, 730	2, 250, 261
1928.....	328, 045	1, 921, 480	2, 413, 383	1, 924, 704	2, 215, 679
1929.....	212, 125	3, 176, 459	2, 203, 790	2, 678, 200	4, 910, 162
1930.....	381, 647	5, 534, 843	2, 747, 105	2, 391, 699	3, 170, 739
1931.....	261, 617	1, 561, 456	1, 638, 851	1, 324, 414	1, 205, 746
1932.....	51, 832	4, 046, 177	2, 034, 226	1, 251, 915	2, 146, 611
1933.....	(2)	2, 000, 349	1, 993, 492	3, 125, 618	2, 362, 099
1934.....	(2)	2, 847, 799	1, 455, 908	1, 793, 104	1, 878, 248
1935.....	(2)	2, 322, 665	1, 288, 643	1, 470, 675	1, 903, 648
Average.....	247, 053	3, 878, 840	2, 163, 595	1, 936, 914	2, 446, 303

<sup>1</sup> Complete figures not available.

<sup>2</sup> No trading in March wheat as a principal future from Apr. 1, 1921, to July 31, 1927, nor after Mar. 31, 1932.

TABLE 6.—Monthly volume of trading during the life of the principal wheat futures on the Chicago Board of Trade, Jan. 3, 1933, to Dec. 31, 1935

[In thousand bushels; i. e., 000 omitted]

Year and month	May future	July future	September future	December future	All futures combined
1933					
January.....	315, 682	99, 318	18, 182	-----	433, 182
February.....	188, 686	76, 004	23, 187	-----	288, 477
March.....	247, 285	146, 948	62, 023	-----	456, 256
April.....	181, 810	702, 143	422, 314	3, 356	1, 309, 623
May.....	17, 866	633, 512	552, 288	72, 799	1, 276, 645
June.....	12, 315	140, 876	1, 070, 701	348, 573	1, 572, 465
July.....	155, 575	0, 999	852, 745	666, 616	1, 684, 935
August.....	149, 212	-----	115, 604	381, 999	646, 815
September.....	263, 907	-----	8, 564	389, 085	661, 556
October.....	436, 530	30, 430	-----	365, 791	832, 751
November.....	559, 948	65, 990	-----	117, 448	743, 386
December.....	340, 734	90, 810	-----	16, 252	447, 796
1934					
January.....	329, 803	93, 544	13, 816	-----	437, 163
February.....	218, 903	78, 343	23, 386	45	320, 677
March.....	189, 665	85, 823	31, 661	-----	307, 139
April.....	164, 958	244, 111	114, 077	25	523, 171
May.....	26, 249	541, 670	323, 336	516	891, 771
June.....	-----	207, 658	576, 238	117, 549	901, 445
July.....	13, 708	17, 529	503, 218	387, 265	921, 720
August.....	219, 108	-----	188, 374	660, 772	1, 068, 254
September.....	188, 357	190	19, 008	292, 732	500, 287
October.....	327, 953	38, 489	-----	285, 436	651, 878
November.....	335, 918	74, 095	-----	105, 106	515, 119
December.....	350, 123	82, 848	-----	28, 802	461, 773
1935					
January.....	299, 418	94, 564	13, 296	-----	407, 278
February.....	153, 641	64, 974	15, 164	-----	233, 779
March.....	218, 187	107, 069	36, 941	-----	362, 797
April.....	177, 072	307, 629	119, 069	-----	604, 370
May.....	39, 180	311, 494	161, 282	-----	528, 616
June.....	-----	173, 239	268, 162	16, 660	541, 537
July.....	-----	33, 452	577, 188	100, 136	941, 726
August.....	9, 492	-----	244, 483	321, 594	750, 129
September.....	114, 738	-----	34, 490	429, 704	746, 052
October.....	281, 828	30	-----	459, 508	922, 980
November.....	424, 426	39, 046	-----	134, 277	527, 281
December.....	342, 605	50, 309	-----	50, 861	496, 020
December.....	353, 491	91, 549	119	-----	-----

TABLE 7.—*Monthly round-lot and job-lot trading in all wheat futures combined on the Chicago Board of Trade from Jan. 2 to Dec. 31, 1935*

[In thousand bushels; i. e., 000 omitted]

Month	Total volume of trading	Volume of trading in—		Percent of total trading	
		Round lots	Job lots	Round lots	Job lots
1935					
January.....	407, 204	362, 275	45, 019	88. 95	11. 05
February.....	233, 779	206, 018	27, 761	88. 13	11. 87
March.....	362, 797	319, 720	43, 077	88. 13	11. 87
April.....	604, 370	537, 590	66, 774	88. 95	11. 05
May.....	528, 616	470, 432	58, 184	88. 99	11. 01
June.....	541, 067	489, 465	52, 202	90. 36	9. 64
July.....	941, 726	846, 212	95, 514	89. 86	10. 14
August.....	750, 129	672, 736	77, 393	89. 68	10. 32
September.....	746, 052	672, 744	73, 308	90. 17	9. 83
October.....	922, 980	838, 767	84, 213	90. 88	9. 12
November.....	527, 301	479, 288	48, 013	90. 89	9. 11
December.....	496, 020	451, 196	44, 824	90. 96	9. 04

TABLE 8.—*The annual maximum and minimum open commitments in all wheat futures combined on the Chicago Board of Trade with the respective dates, from July 9, 1923, to Dec. 31, 1935*

[In thousand bushels; i. e., 000 omitted]

Calendar year	Maximum open commitments for the year	Date	Minimum open commitments for the year	Date	Calendar year	Maximum open commitments for the year	Date	Minimum open commitments for the year	Date
1923 <sup>1</sup> .....	104, 861	Aug. 20	70, 731	July 9	1930.....	206, 004	Jan. 28	104, 820	July 10
1924.....	134, 164	Nov. 28	60, 720	May 24	1931.....	144, 694	Jan. 2	70, 437	May 29
1925.....	128, 756	Mar. 5	82, 762	May 7	1932.....	174, 752	Oct. 4	101, 409	July 1
1926.....	116, 135	Jan. 21	73, 286	May 29	1933.....	199, 711	July 19	122, 550	Mar. 23
1927.....	97, 167	Nov. 10	64, 409	May 2	1934.....	165, 884	Aug. 9	88, 669	May 10
1928.....	133, 232	Nov. 20	74, 978	Jan. 4	1935.....	130, 883	Nov. 6	68, 181	July 10
1929.....	248, 294	Oct. 16	109, 839	Jan. 22					

<sup>1</sup> No figures available prior to July 9, 1923.

TABLE 9.—*Average daily volume of trading and maximum and minimum open commitments in all wheat futures combined on the Chicago Board of Trade, by months, Jan. 3, 1921, to Dec. 31, 1935<sup>1</sup>*

[In thousand bushels; i. e., 000 omitted]

Year and month	Average daily volume of trading	Maximum open commitments	Minimum open commitments	Year and month	Average daily volume of trading	Maximum open commitments	Minimum open commitments
1921				1922			
January.....	33, 536			January.....	31, 972		
February.....	37, 768			February.....	60, 109		
March.....	34, 594			March.....	54, 708		
April.....	45, 993			April.....	43, 373		
May.....	40, 963			May.....	33, 225		
June.....	44, 090			June.....	37, 386		
July.....	39, 984			July.....	30, 276		
August.....	33, 584			August.....	31, 509		
September.....	48, 730			September.....	27, 979		
October.....	46, 292			October.....	26, 762		
November.....	46, 248			November.....	31, 428		
December.....	37, 954			December.....	35, 977		

TABLE 9.—Average daily volume of trading and maximum and minimum open commitments in all wheat futures combined on the Chicago Board of Trade, by months, Jan. 3, 1921, to Dec. 31, 1935—Continued

[In thousand bushels: i. e., 000 omitted]

Year and month	Average daily volume of trading	Maximum open commitments	Minimum open commitments	Year and month	Average daily volume of trading	Maximum open commitments	Minimum open commitments
1923				1928			
January.....	31, 575			January.....	11, 943	85, 325	74, 078
February.....	32, 524			February.....	17, 705	89, 512	84, 919
March.....	24, 265			March.....	28, 663	94, 906	84, 576
April.....	41, 115			April.....	56, 419	121, 502	97, 294
May.....	35, 588			May.....	48, 710	120, 993	93, 240
June.....	34, 916			June.....	30, 259	98, 760	87, 159
July.....	27, 733	95, 381	70, 731	July.....	33, 192	102, 094	82, 738
August.....	25, 731	104, 861	91, 701	August.....	34, 038	119, 886	102, 459
September.....	23, 113	100, 020	89, 603	September.....	26, 179	119, 980	110, 229
October.....	25, 297	94, 210	84, 697	October.....	27, 497	129, 056	111, 214
November.....	22, 154	102, 712	92, 646	November.....	23, 607	133, 232	124, 387
December.....	17, 635	98, 692	91, 147	December.....	17, 381	129, 451	126, 732
1924				1929			
January.....	11, 867	98, 263	95, 234	January.....	34, 960	129, 591	109, 839
February.....	15, 135	107, 563	96, 857	February.....	33, 790	141, 781	116, 311
March.....	19, 446	108, 152	92, 743	March.....	36, 211	151, 033	137, 812
April.....	14, 597	93, 974	74, 602	April.....	42, 544	155, 199	133, 057
May.....	12, 263	70, 384	60, 720	May.....	40, 008	134, 021	122, 631
June.....	29, 381	82, 057	61, 949	June.....	46, 050	139, 772	123, 907
July.....	47, 361	98, 453	78, 218	July.....	93, 543	210, 263	142, 411
August.....	43, 664	125, 040	99, 465	August.....	70, 215	225, 257	212, 000
September.....	35, 657	109, 677	103, 928	September.....	48, 217	243, 337	210, 386
October.....	52, 019	116, 672	104, 649	October.....	56, 437	248, 294	220, 595
November.....	50, 839	134, 164	109, 371	November.....	62, 520	220, 729	186, 978
December.....	51, 350	133, 207	115, 784	December.....	55, 039	189, 627	180, 854
1925				1930			
January.....	65, 416	123, 993	112, 146	January.....	44, 292	206, 004	182, 995
February.....	71, 890	122, 009	109, 781	February.....	58, 062	201, 308	177, 903
March.....	78, 919	128, 756	96, 660	March.....	39, 539	177, 510	167, 799
April.....	52, 475	99, 974	83, 384	April.....	50, 362	169, 469	140, 323
May.....	53, 891	96, 987	82, 762	May.....	33, 673	133, 187	124, 929
June.....	60, 649	109, 413	93, 179	June.....	47, 135	128, 245	105, 171
July.....	48, 992	96, 067	84, 395	July.....	45, 179	128, 294	104, 820
August.....	51, 704	102, 925	86, 895	August.....	50, 568	146, 658	127, 471
September.....	48, 734	107, 577	98, 102	September.....	40, 473	173, 194	142, 677
October.....	50, 696	117, 595	101, 365	October.....	37, 193	185, 285	166, 579
November.....	54, 813	121, 037	106, 934	November.....	40, 354	188, 527	160, 542
December.....	70, 343	115, 913	104, 125	December.....	16, 102	157, 670	144, 692
1926				1931			
January.....	53, 408	116, 135	105, 431	January.....	11, 114	144, 694	132, 143
February.....	51, 138	111, 116	104, 507	February.....	14, 561	134, 881	130, 804
March.....	61, 007	102, 540	86, 413	March.....	14, 060	131, 222	127, 116
April.....	48, 358	100, 625	91, 809	April.....	22, 352	129, 400	114, 790
May.....	43, 112	92, 422	73, 286	May.....	21, 383	106, 001	70, 437
June.....	40, 388	89, 000	76, 147	June.....	23, 581	80, 692	71, 508
July.....	49, 461	88, 998	82, 172	July.....	20, 904	90, 435	82, 141
August.....	39, 024	106, 889	85, 804	August.....	19, 288	100, 436	87, 353
September.....	37, 710	106, 111	96, 225	September.....	16, 890	96, 613	93, 328
October.....	36, 051	104, 345	96, 617	October.....	29, 966	121, 131	93, 849
November.....	44, 190	115, 265	102, 738	November.....	55, 288	133, 912	120, 902
December.....	31, 528	99, 510	89, 313	December.....	29, 719	122, 843	114, 941
1927				1932			
January.....	23, 940	93, 955	87, 248	January.....	23, 691	115, 958	112, 419
February.....	22, 429	89, 148	86, 629	February.....	29, 068	125, 606	112, 076
March.....	29, 197	90, 639	81, 163	March.....	28, 231	131, 254	124, 220
April.....	28, 493	84, 362	69, 165	April.....	37, 318	125, 856	114, 050
May.....	43, 779	72, 601	64, 409	May.....	26, 771	113, 823	109, 132
June.....	38, 505	77, 008	69, 907	June.....	27, 349	116, 082	105, 773
July.....	34, 520	84, 055	72, 513	July.....	20, 098	121, 761	101, 409
August.....	35, 490	87, 248	75, 986	August.....	37, 713	157, 545	121, 440
September.....	27, 970	85, 637	73, 870	September.....	27, 732	171, 749	155, 870
October.....	28, 897	94, 890	84, 366	October.....	23, 162	174, 752	154, 600
November.....	26, 534	97, 167	83, 744	November.....	25, 341	157, 191	138, 517
December.....	16, 788	78, 969	73, 768	December.....	15, 407	138, 933	133, 352

1 Open commitment figures prior to July 9, 1923, not available.

TABLE 9.—Average daily volume of trading and maximum and minimum open commitments in all wheat futures combined on the Chicago Board of Trade, by months, Jan. 3, 1921, to Dec. 31, 1935—Continued

[In thousands bushels: i. e., 000 omitted]

Year and month	Average daily volume of trading	Maximum open commitments	Minimum open commitments	Year and month	Average daily volume of trading	Maximum open commitments	Minimum open commitments
1933				1935			
January.....	17,328	135,175	131,650	January.....	15,665	119,231	105,250
February.....	13,113	133,249	129,402	February.....	10,626	104,424	96,212
March.....	26,839	130,168	122,650	March.....	13,954	96,436	84,445
April.....	54,568	153,927	126,958	April.....	25,182	85,293	73,034
May.....	49,102	152,617	143,009	May.....	20,331	74,248	69,275
June.....	60,479	167,090	151,292	June.....	21,667	77,110	71,186
July.....	70,206	199,711	162,440	July.....	36,220	89,991	68,181
August.....	23,956	166,419	149,858	August.....	27,783	108,617	90,374
September.....	27,565	157,613	149,272	September.....	31,086	117,105	100,422
October.....	33,310	150,001	139,487	October.....	35,499	129,458	115,001
November.....	30,974	144,446	135,506	November.....	21,971	130,883	125,097
December.....	18,658	138,884	133,293	December.....	19,841	125,769	110,383
1934				1921-35			
January.....	10,814	135,048	127,508	July 9, 1923-Dec. 31, 1935 <sup>1</sup>	35,331	( <sup>1</sup> )	( <sup>1</sup> )
February.....	14,576	134,121	125,942				
March.....	11,813	125,567	115,716				
April.....	20,927	116,082	95,835				
May.....	34,299	95,954	88,669				
June.....	34,671	116,997	93,830				
July.....	36,869	158,274	117,741				
August.....	39,565	165,894	157,805				
September.....	20,845	156,399	146,675				
October.....	25,072	144,042	133,240				
November.....	22,396	134,011	127,671				
December.....	18,471	128,069	119,288				

<sup>1</sup> Open commitment figures prior to July 9, 1923, not available.

<sup>2</sup> Oct. 16, 1929.

<sup>3</sup> May 24, 1924.

TABLE 10.—Average daily volume of trading and maximum and minimum open commitments during the life of the May wheat futures on the Chicago Board of Trade, by months, Aug. 2, 1932, to Dec. 31, 1935

[In thousand bushels; i. e., 000 omitted]

1933 MAY FUTURE

Year and month	Average daily volume of trading	Maximum open commitments	Minimum open commitments	Year and month	Average daily volume of trading	Maximum open commitments	Minimum open commitments
1932				1933			
August.....	4,608	36,849	826	January.....	12,627	98,803	92,678
September.....	6,788	58,124	37,947	February.....	8,577	92,404	76,523
October.....	7,844	72,620	59,290	March.....	14,546	76,343	54,995
November.....	12,426	97,961	73,593	April.....	7,575	53,404	10,464
December.....	10,677	102,608	98,474	May.....	687	6,537	0

1934 MAY FUTURE

Year and month	Average daily volume of trading	Maximum open commitments	Minimum open commitments	Year and month	Average daily volume of trading	Maximum open commitments	Minimum open commitments
1933				1934			
June.....	1,539	4,760	225	January.....	12,685	108,726	90,418
July.....	6,482	30,697	5,500	February.....	9,950	102,047	87,435
August.....	5,526	50,625	30,724	March.....	7,295	86,764	64,695
September.....	10,996	70,880	51,489	April.....	6,598	64,536	12,944
October.....	17,461	75,748	69,628	May.....	1,010	11,595	0
November.....	23,331	111,432	74,233				
December.....	14,197	115,715	108,809				

TABLE 10.—Average daily volume of trading and maximum and minimum open commitments during the life of the May wheat futures on the Chicago Board of Trade, by months, Aug. 2, 1932, to Dec. 31, 1935—Continued

[In thousand bushels; i. e., 000 omitted]

## 1935 MAY FUTURE

Year and month	Average daily volume of trading	Maximum open commitments	Minimum open commitments	Year and month	Average daily volume of trading	Maximum open commitments	Minimum open commitments
1934				1935			
July.....	1,240	7,590	5	January.....	11,516	98,533	81,560
August.....	8,115	49,162	9,799	February.....	6,984	80,882	69,123
September.....	7,848	73,000	50,254	March.....	8,392	68,749	52,511
October.....	12,614	78,992	70,813	April.....	7,378	52,456	17,470
November.....	14,005	99,183	80,059	May.....	1,507	14,310	1
December.....	14,005	105,698	99,327				

## 1936 MAY FUTURE

Year and month	Average daily volume of trading	Maximum open commitments	Minimum open commitments	Year and month	Average daily volume of trading	Maximum open commitments	Minimum open commitments
1935				1935—Contd.			
July.....	791	3,424	5	October.....	16,324	81,397	64,984
August.....	4,250	32,090	3,964	November.....	14,279	89,554	81,450
September.....	11,743	65,876	34,264	December.....	14,140	90,507	87,620

TABLE 11.—Average daily volume of trading and maximum and minimum open commitments during the life of the July wheat futures on the Chicago Board of Trade, by months, Sept. 6, 1932, to Dec. 31, 1935

[In thousand bushels; i. e., 000 omitted]

## 1933 JULY FUTURE

Year and month	Average daily volume of trading	Maximum open commitments	Minimum open commitments	Year and month	Average daily volume of trading	Maximum open commitments	Minimum open commitments
1932				1933—Contd.			
September.....	9	205	5	February.....	3,482	39,890	34,065
October.....	658	5,502	205	March.....	8,644	46,660	40,149
November.....	3,147	26,535	5,734	April.....	29,256	66,062	47,124
December.....	3,656	33,870	27,561	May.....	24,366	62,554	45,449
1933				June.....	5,418	44,439	5,364
January.....	3,973	34,983	33,750	July.....	417	4,537	0

## 1934 JULY FUTURE

Year and month	Average daily volume of trading	Maximum open commitments	Minimum open commitments	Year and month	Average daily volume of trading	Maximum open commitments	Minimum open commitments
1933				1934—Contd.			
October.....	1,217	6,736	213	February.....	3,561	30,281	27,630
November.....	2,760	16,870	6,875	March.....	3,301	36,175	30,433
December.....	3,784	24,002	17,067	April.....	9,764	46,538	36,060
1934				May.....	20,833	48,074	37,548
January.....	3,508	27,275	24,777	June.....	7,987	30,648	9,636
				July.....	701	8,446	0

## 1935 JULY FUTURE

Year and month	Average daily volume of trading	Maximum open commitments	Minimum open commitments	Year and month	Average daily volume of trading	Maximum open commitments	Minimum open commitments
1934				1935—Contd.			
September.....	38	130	40	February.....	2,953	22,191	19,773
October.....	1,480	6,297	535	March.....	4,141	23,452	22,267
November.....	3,222	14,186	6,674	April.....	12,818	34,029	23,885
December.....	3,314	19,961	14,387	May.....	11,981	40,153	36,668
1935				June.....	6,930	37,343	12,520
January.....	3,637	21,146	20,394	July.....	1,287	10,605	0

TABLE 11.—Average daily volume of trading and maximum and minimum open commitments during the life of the July wheat futures on the Chicago Board of Trade, by months, Sept. 6, 1932, to Dec. 31, 1935—Continued.

[In thousand bushels; i. e., 000 omitted]

1930 JULY FUTURE

Year and month	Average daily volume of trading	Maximum open commitments	Minimum open commitments	Year and month	Average daily volume of trading	Maximum open commitments	Minimum open commitments
1935				1935—Contd.			
September.....	8	29	5	November.....	2,096	16,243	10,053
October.....	1,502	9,972	1,253	December.....	3,662	22,753	16,419

TABLE 12.—Average daily volume of trading and maximum and minimum open commitments during the life of the September wheat futures on the Chicago Board of Trade, by months, Dec. 29, 1932, to Dec. 31, 1935

[In thousand bushels; i. e., 000 omitted]

1933 SEPTEMBER FUTURE

Year and month	Average daily volume of trading	Maximum open commitments	Minimum open commitments	Year and month	Average daily volume of trading	Maximum open commitments	Minimum open commitments
1932				1933—Contd.			
December.....	3	10	10	April.....	17,596	72,527	26,471
1933				May.....	21,242	86,733	73,456
January.....	727	5,572	180	June.....	41,181	100,082	87,205
February.....	1,054	13,062	5,860	July.....	35,531	96,998	62,092
March.....	3,648	25,844	13,308	August.....	4,282	61,601	5,721
				September.....	357	3,131	0

1934 SEPTEMBER FUTURE

Year and month	Average daily volume of trading	Maximum open commitments	Minimum open commitments	Year and month	Average daily volume of trading	Maximum open commitments	Minimum open commitments
1934				1934—Cont 1.			
January.....	531	4,013	38	June.....	22,163	84,061	55,949
February.....	1,063	8,242	4,330	July.....	20,129	89,090	65,937
March.....	1,217	14,649	8,365	August.....	6,977	63,818	10,845
April.....	4,563	36,323	14,867	September.....	792	7,980	0
May.....	12,436	53,217	36,574				

1935 SEPTEMBER FUTURE

Year and month	Average daily volume of trading	Maximum open commitments	Minimum open commitments	Year and month	Average daily volume of trading	Maximum open commitments	Minimum open commitments
1935				1935—Contd.			
January.....	511	2,608	284	June.....	10,726	40,958	28,307
February.....	689	4,985	2,528	July.....	22,200	45,173	41,486
March.....	1,421	8,673	5,092	August.....	9,055	45,499	16,454
April.....	4,986	20,988	8,815	September.....	1,437	14,404	0
May.....	6,203	28,526	21,822				

1936 SEPTEMBER FUTURE

Year and month	Average daily volume of trading	Maximum open commitments	Minimum open commitments	Year and month	Average daily volume of trading	Maximum open commitments	Minimum open commitments
1936							
December.....	10	58	15				

TABLE 13.—Average daily volume of trading and maximum and minimum open commitments during the life of the December wheat futures on the Chicago Board of Trade, by months, Apr. 22, 1933, to Dec. 31, 1935

[In thousand bushels; i. e., 000 omitted]

1933 DECEMBER FUTURE

Year and month	Average daily volume of trading	Maximum open commitments	Minimum open commitments	Year and month	Average daily volume of trading	Maximum open commitments	Minimum open commitments
1933				1933—Contd.			
April.....	479	1,065	0	September....	16,212	96,215	85,888
May.....	2,807	19,059	2,591	October.....	14,632	86,673	56,209
June.....	13,407	58,830	19,648	November.....	4,894	55,245	9,460
July.....	27,776	83,364	57,193	December.....	677	7,794	0
August.....	14,148	93,512	74,094				

1934 DECEMBER FUTURE

Year and month	Average daily volume of trading	Maximum open commitments	Minimum open commitments	Year and month	Average daily volume of trading	Maximum open commitments	Minimum open commitments
1934				1934—Contd.			
February.....	2	20	0	August.....	24,473	99,540	86,075
March.....	5	5	5	September....	12,197	98,165	73,545
April.....	1	30	5	October.....	10,978	72,147	47,973
May.....	20	341	41	November.....	4,570	47,278	14,202
June.....	4,521	23,300	1,233	December.....	1,152	12,537	0
July.....	15,491	84,747	25,325				

1935 DECEMBER FUTURE

Year and month	Average daily volume of trading	Maximum open commitments	Minimum open commitments	Year and month	Average daily volume of trading	Maximum open commitments	Minimum open commitments
1935				1935—Contd.			
May.....	666	5,038	133	September....	17,904	60,417	50,457
June.....	4,005	17,708	7,070	October.....	17,673	49,747	38,031
July.....	12,369	41,607	17,416	November.....	5,595	37,726	19,300
August.....	14,478	59,117	41,815	December.....	2,312	18,772	0

TABLE 14.—Quantity of commitments in wheat futures open on the Chicago Board of Trade at the close of the last trading day of the month, by months and years, from Jan. 1924 to Dec. 1935

[In thousand bushels; i. e., 000 omitted]

Month and year	May future	July future	September future	December future	Other futures	All futures combined
<b>January</b>						
1924.....	70,008	22,145	3,266	-----	-----	95,479
1925.....	83,857	22,808	6,716	-----	255	113,636
1926.....	82,943	23,345	2,766	-----	-----	109,054
1927.....	70,508	15,113	2,283	-----	5	87,909
1928.....	54,292	14,728	395	-----	14,776	84,191
1929.....	85,342	21,867	35	-----	8,073	115,317
1930.....	155,686	25,956	4,641	-----	15,144	201,427
1931.....	93,998	20,795	165	-----	9,560	133,518
1932.....	80,049	25,216	4,031	-----	2,639	112,535
1933.....	92,678	34,648	5,572	-----	20	132,918
1934.....	102,789	27,275	4,013	-----	-----	134,077
1935.....	81,560	21,104	2,586	-----	-----	105,250
12-year average.....	87,864	23,667	3,039	-----	4,206	118,776
<b>February</b>						
1924.....	69,812	27,010	10,081	-----	-----	106,903
1925.....	83,025	22,447	7,985	-----	-----	113,457
1926.....	73,753	24,931	5,823	-----	-----	104,507
1927.....	65,477	17,305	6,363	-----	-----	89,145
1928.....	54,345	24,574	1,745	-----	7,377	88,041
1929.....	92,033	43,662	160	-----	5,926	141,781
1930.....	120,011	30,349	11,809	-----	6,674	177,903
1931.....	85,662	31,976	7,031	-----	10,063	134,732
1932.....	76,741	33,845	12,542	-----	2,478	125,606
1933.....	76,523	39,797	13,062	-----	20	129,402
1934.....	87,435	30,260	8,242	-----	5	125,942
1935.....	69,123	22,191	4,985	-----	-----	96,299
12-year average.....	80,245	29,029	7,491	(1)	2,712	119,476

<sup>1</sup> Less than 1,000 bushels.

TABLE 14.—Quantity of commitments in wheat futures open on the Chicago Board of Trade at the close of the last trading day of the month, by months and years, from Jan. 1924 to Dec. 1935—Continued

[In thousand bushels; i. e., 000 omitted]

Month and year	May future	July <sup>1</sup> future	September future	December future	Other futures	All futures combined
<b>March</b>						
1924	51,666	26,069	15,121			92,856
1925	57,963	27,321	12,307			97,591
1926	56,799	25,917	9,036	5		91,756
1927	54,668	19,075	8,532			82,265
1928	43,038	40,823	11,045			94,906
1929	78,031	54,697	10,693			143,421
1930	104,963	43,469	19,883	30		168,345
1931	75,989	36,680	13,922		840	127,431
1932	61,433	41,794	23,016			126,243
1933	54,995	46,660	25,844			127,499
1934	64,995	36,067	14,649	5		116,716
1935	52,511	23,261	8,673			84,445
12-year average	63,087	35,153	14,393	3	70	112,766
<b>April</b>						
1924	18,461	37,594	18,092	455		74,602
1925	23,616	46,136	14,549	83		83,394
1926	37,678	39,882	15,167	465		93,182
1927	23,618	27,693	17,842	12		69,185
1928	19,390	71,317	30,796			121,502
1929	18,724	74,117	31,758	8,468		133,057
1930	32,574	65,929	29,554	12,266		140,323
1931	51,127	34,946	21,125	6,752	840	114,790
1932	12,297	58,797	38,971	3,985		114,050
1933	10,464	63,817	72,527	1,665		148,473
1934	12,944	46,538	36,323	30		95,835
1935	17,417	34,629	20,988			73,034
12-year average	23,192	50,033	28,974	2,847	70	105,116
<b>May</b>						
1924	<sup>2</sup> 40	40,278	21,913	2,897		65,128
1925	<sup>2</sup> 26	53,126	33,598	9,991	30	96,771
1926	<sup>2</sup> 2	48,971	21,877	2,350	80	73,286
1927		38,138	30,101	7		68,246
1928		51,269	39,777	2,194		93,240
1929		67,106	43,481	23,434		134,021
1930		64,741	38,755	21,433		124,920
1931		32,179	25,649	11,759	850	70,437
1932		51,798	46,912	12,994		111,704
1933		45,449	86,733	19,059		151,241
1934		37,548	63,217	341		91,106
1935		38,436	28,526	5,938		72,900
12-year average	<sup>2</sup> 6	47,420	39,212	9,367	80	96,094
<b>June</b>						
1924	30	11,267	51,804	18,956		82,057
1925		21,269	46,862	25,048		93,179
1926		37,231	39,498	12,271		89,000
1927		26,531	45,223	2		71,756
1928		16,107	54,902	16,150		87,159
1929	90	12,698	83,621	43,363		139,772
1930		14,082	55,597	35,492		105,171
1931		17,711	39,501	21,463	130	78,805
1932		13,198	62,415	30,160		105,773
1933	4,760	5,364	95,707	68,518		164,340
1934		9,636	84,061	23,300		116,997
1935		12,520	40,958	17,708		71,189
12-year average	407	16,468	58,346	25,203	11	106,434
<b>July</b>						
1924	10,225		53,097	35,131		98,453
1925	6,385	<sup>2</sup> 481	46,082	38,875	195	92,018
1926	269		48,499	33,409	5	82,172
1927	75		51,340	23,147		74,562
1928			57,488	44,604	2	102,094
1929	1,650		87,201	119,670	1,742	210,263
1930			66,772	57,128	3,326	126,226
1931	66		43,127	42,709		85,902
1932			61,636	59,447		121,083
1933	30,607		62,692	73,040		167,329
1934	7,590		65,937	84,747		158,274
1935	3,424		44,960	41,607		89,991
12-year average	5,031	<sup>2</sup> 40	57,319	54,534	439	117,364

<sup>2</sup> Defaulted.



TABLE 14.—Quantity of commitments in wheat futures open on the Chicago Board of Trade at the close of the last trading day of the month, by months and years, from Jan. 1924 to Dec. 1935—Continued

[In thousand bushels; i. e., 000 omitted]

Month and year	May future	July future	September future	December future	Other futures	All futures combined
<b>August</b>						
1924.....	21,862	908	19,578	65,831	-----	108,179
1925.....	22,971	-----	19,514	55,591	-----	98,076
1926.....	22,224	-----	21,843	62,663	-----	106,730
1927.....	1,573	-----	19,719	49,677	7,717	78,686
1928.....	11,400	-----	18,868	78,457	4,014	112,739
1929.....	44,118	-----	18,368	147,172	5,892	215,550
1930.....	21,132	-----	13,948	98,305	8,988	142,373
1931.....	33,870	-----	13,569	47,762	615	95,816
1932.....	36,649	-----	9,790	110,145	30	156,614
1933.....	50,625	-----	5,721	93,512	-----	149,858
1934.....	49,162	-----	10,845	97,798	-----	157,805
1935.....	32,690	-----	16,454	59,117	-----	108,261
12-year average.....	29,023	76	15,685	80,502	2,271	127,557
<b>September</b>						
1924.....	32,754	2,146	2 4	69,024	-----	103,928
1925.....	39,651	30	2 6	59,198	-----	98,885
1926.....	34,447	-----	-----	61,778	-----	96,225
1927.....	4,706	-----	-----	66,499	13,655	84,860
1928.....	27,417	-----	-----	77,435	5,660	110,512
1929.....	73,064	-----	-----	162,228	8,045	243,337
1930.....	53,664	-----	-----	99,190	14,474	167,328
1931.....	49,032	-----	-----	44,077	1,282	94,391
1932.....	58,124	205	-----	113,034	25	171,388
1933.....	70,880	-----	-----	86,733	-----	157,613
1934.....	73,000	130	-----	73,545	-----	146,765
1935.....	65,876	29	-----	50,501	-----	116,406
12-year average.....	48,551	212	2 1	80,270	3,595	132,629
<b>October</b>						
1924.....	51,333	6,428	-----	51,728	153	109,642
1925.....	59,748	4,502	-----	50,759	-----	115,009
1926.....	44,944	1,017	-----	57,384	100	104,345
1927.....	17,880	-----	-----	57,681	13,476	89,037
1928.....	45,646	10	-----	71,847	7,249	124,752
1929.....	92,111	-----	-----	118,786	9,698	220,595
1930.....	76,851	2,098	-----	89,410	16,926	185,285
1931.....	78,495	7,541	-----	32,779	2,316	121,131
1932.....	72,620	5,502	-----	76,453	25	154,600
1933.....	74,408	6,736	-----	56,209	-----	137,353
1934.....	78,992	6,297	-----	47,973	-----	133,262
1935.....	81,397	9,972	-----	38,089	-----	129,458
12-year average.....	64,535	4,250	-----	62,425	4,162	135,372
<b>November</b>						
1924.....	98,336	10,540	-----	23,948	-----	132,833
1925.....	72,281	14,083	-----	23,182	-----	109,546
1926.....	72,082	0,201	-----	24,450	5	102,738
1927.....	42,020	405	-----	25,190	16,129	83,744
1928.....	91,841	255	-----	28,146	12,261	132,503
1929.....	140,023	5,880	-----	26,379	17,457	189,739
1930.....	103,995	10,237	-----	28,536	17,774	160,542
1931.....	97,783	13,852	-----	8,745	2,627	123,007
1932.....	97,961	26,535	-----	13,990	31	138,517
1933.....	111,432	16,870	-----	9,460	-----	137,762
1934.....	99,183	14,186	-----	14,202	-----	127,571
1935.....	89,554	16,243	-----	19,300	-----	125,097
12-year average.....	93,041	11,275	-----	20,461	5,524	130,300
<b>December</b>						
1924.....	101,114	14,635	-----	-----	35	115,784
1925.....	94,694	17,486	-----	-----	-----	112,180
1926.....	77,916	14,098	-----	-----	-----	92,014
1927.....	55,328	2,819	-----	-----	16,058	74,205
1928.....	112,671	2,548	-----	-----	14,232	129,451
1929.....	150,898	14,722	-----	-----	18,574	184,194
1930.....	106,501	27,238	5	-----	10,948	144,692
1931.....	91,737	20,813	-----	-----	2,391	114,941
1932.....	99,452	33,870	10	-----	20	133,352
1933.....	108,809	24,528	-----	-----	-----	133,337
1934.....	90,327	19,961	-----	-----	-----	119,288
1935.....	87,620	22,705	58	-----	-----	110,383
12-year average.....	98,839	17,952	6	-----	5,188	121,985

<sup>1</sup> Defaulted.

TABLE 15.—Percentage of total commitments in wheat futures on the Chicago Board of Trade open in the various futures at the close of the last trading day of the month, by months and years, from Jan. 1924 to Dec. 1935

Month and year	May future	July future	September future	December future	Other futures	All futures combined
<b>January</b>						
1924	73.39	23.19	3.42			100.00
1925	73.70	20.07	5.91		0.23	100.00
1926	70.06	21.41	2.53			100.00
1927	80.20	17.19	2.00		.01	100.00
1928	64.49	17.49	.47		17.55	100.00
1929	74.01	18.06	.03		7.00	100.00
1930	77.29	12.80	2.30		7.52	100.00
1931	70.40	22.32	.12		7.16	100.00
1932	71.67	22.41	3.58		2.34	100.00
1933	69.73	26.07	4.19		.01	100.00
1934	76.67	20.34	2.90			100.00
1935	77.49	20.05	2.46			100.00
12-year average	73.97	19.93	2.56		3.54	100.00
<b>February</b>						
1924	65.30	25.27	9.43			100.00
1925	73.18	19.78	7.04			100.00
1926	70.57	23.86	5.57			100.00
1927	73.45	19.41	7.14			100.00
1928	61.73	27.91	1.98		8.38	100.00
1929	64.91	30.80	.11		4.18	100.00
1930	72.52	17.06	6.67		3.75	100.00
1931	63.58	23.73	5.22		7.47	100.00
1932	61.10	26.95	9.98		1.97	100.00
1933	59.14	30.75	10.09		.02	100.00
1934	69.43	24.03	6.54	(1)		100.00
1935	71.78	23.04	5.18			100.00
12-year average	67.16	24.30	6.27		2.27	100.00
<b>March</b>						
1924	55.64	28.08	16.28			100.00
1925	59.39	28.00	12.61			100.00
1926	61.90	28.25	9.85	(1)		100.00
1927	66.44	23.19	10.37			100.00
1928	45.35	43.01	11.64			100.00
1929	54.41	38.14	7.45			100.00
1930	62.35	25.82	11.81	0.02		100.00
1931	59.63	28.78	10.93		.06	100.00
1932	48.66	33.11	18.23			100.00
1933	43.13	30.00	20.27			100.00
1934	56.17	31.17	12.66	(1)		100.00
1935	62.18	27.55	10.27			100.00
12-year average	55.98	31.19	12.77	(1)	.06	100.00
<b>April</b>						
1924	24.75	50.39	24.25	.61		100.00
1925	28.32	54.13	17.45	.10		100.00
1926	40.43	42.80	16.28	.49		100.00
1927	34.15	40.04	25.79	.02		100.00
1928	15.98	58.70	25.34			100.00
1929	14.07	55.70	23.87	6.36		100.00
1930	23.21	46.99	21.06	8.74		100.00
1931	44.54	30.45	18.40	5.88	.73	100.00
1932	10.78	51.55	34.17	3.50		100.00
1933	7.05	42.98	48.85	1.12		100.00
1934	13.51	48.56	37.90	.03		100.00
1935	23.85	47.41	28.74			100.00
12-year average	22.06	47.60	27.56	2.71	.07	100.00
<b>May</b>						
1924	2.06	61.84	33.65	4.45		100.00
1925	2.03	54.90	34.72	10.32	.03	100.00
1926	(1)	66.82	29.85	3.22	.11	100.00
1927		55.88	44.11	.01		100.00
1928		54.99	42.60	2.35		100.00
1929		50.07	32.44	17.49		100.00
1930		51.82	31.02	17.16		100.00
1931		45.09	36.41	16.69	1.21	100.00
1932		46.37	42.00	11.63		100.00
1933		30.05	57.35	12.60		100.00
1934		41.21	58.41	.38		100.00
1935		52.72	39.13	8.15		100.00
12-year average	2.01	49.35	40.81	9.75	.08	100.00

(1) Less than 0.01 percent.

(1) Defaulted.

TABLE 15.—Percentage of total commitments in wheat futures on the Chicago Board of Trade open in the various futures at the close of the last trading day of the month, by months and years, from Jan. 1924 to Dec. 1935—Continued

Month and year	May future	July future	September future	December future	Other futures	All futures combined
<b>June</b>						
1924	.04	13.73	63.13	23.10		100.00
1925		22.83	50.29	26.88		100.00
1926		41.83	44.38	13.79		100.00
1927		30.98	63.02	( <sup>1</sup> )		100.00
1928		18.48	62.99	18.53		100.00
1929	.06	9.09	59.83	31.02		100.00
1930		13.39	52.86	33.75		100.00
1931		22.47	50.13	27.24	.16	100.00
1932		12.48	59.01	28.51		100.00
1933	2.90	3.26	58.23	35.61		100.00
1934		8.24	71.85	19.91		100.00
1935		17.59	57.54	24.87		100.00
12-year average	.41	16.40	58.09	25.09	.01	100.00
<b>July</b>						
1924	10.39		53.93	35.68		100.00
1925	6.94	1.52	50.08	42.25	.21	100.00
1926	.31		59.02	40.66	.01	100.00
1927	.10		68.86	31.04		100.00
1928			56.31	43.69	( <sup>1</sup> )	100.00
1929	.79		41.47	56.91	.83	100.00
1930			52.11	45.26	2.63	100.00
1931	.08		50.20	49.72		100.00
1932			50.90	49.10		100.00
1933	18.34		37.47	44.19		100.00
1934	4.80		41.66	53.54		100.00
1935	3.81		49.96	46.23		100.00
12-year average	4.29	1.03	48.84	46.47	.37	100.00
<b>August</b>						
1924	20.21	.84	18.10	60.85		100.00
1925	23.42		19.90	56.68		100.00
1926	20.82		20.47	58.71		100.00
1927	2.00		25.06	63.13	9.81	100.00
1928	10.11		16.74	69.59	3.56	100.00
1929	20.47		8.52	68.28	2.73	100.00
1930	14.84		9.80	69.05	6.31	100.00
1931	35.35		14.16	49.85	.64	100.00
1932	23.40		6.25	70.33	.02	100.00
1933	33.78		3.82	62.40		100.00
1934	31.15		6.87	61.98		100.00
1935	30.19		15.20	54.61		100.00
12-year average	22.75	.06	12.30	63.11	1.78	100.00
<b>September</b>						
1924	31.52	2.06	( <sup>1</sup> )	66.42		100.00
1925	40.10	.03	1.01	59.80		100.00
1926	35.80			64.20		100.00
1927	5.55			78.36	16.09	100.00
1928	24.81			70.07	5.12	100.00
1929	30.02			66.67	3.31	100.00
1930	32.07			59.28	8.65	100.00
1931	51.04			46.70	1.36	100.00
1932	33.91	.12		65.95	.02	100.00
1933	44.97			55.03		100.00
1934	49.77	.09		50.14		100.00
1935	56.59	.03		43.38		100.00
12-year average	36.61	.16	( <sup>1</sup> )	60.52	2.71	100.00
<b>October</b>						
1924	46.82	5.86		47.18	.14	100.00
1925	51.95	3.91		44.14		100.00
1926	43.07	1.84		54.99	.10	100.00
1927	20.08			64.78	15.14	100.00
1928	36.50	.01		57.59	5.81	100.00
1929	41.75			53.85	4.40	100.00
1930	41.48	1.13		48.26	9.13	100.00
1931	64.80	6.23		27.06	1.91	100.00
1932	46.97	3.56		49.45	.02	100.00
1933	54.17	4.91		40.92		100.00
1934	59.28	4.72		36.00		100.00
1935	62.88	7.70		29.42		100.00
12-year average	47.67	3.14		46.11	3.08	100.00

<sup>1</sup> Less than 0.01 percent.

<sup>2</sup> Defaulted.

TABLE 15.—Percentage of total commitments in wheat futures on the Chicago Board of Trade open in the various futures at the close of the last trading day of the month, by months and years, from Jan. 1924 to Dec. 1935—Continued

Month and year	May	July	Septem-	Decem-	Other	All
	future	future	ber future	ber future		
						combined
<b>November</b>						
1924	74.03	7.94		18.03		100.00
1925	65.98	12.86		21.16		100.00
1926	70.16	6.04		23.80	(1)	100.00
1927	50.18	.48		30.08	19.26	100.00
1928	69.31	.19		21.24	9.26	100.00
1929	73.80	3.10		13.90	9.20	100.00
1930	64.78	6.38		17.77	11.07	100.00
1931	79.49	11.26		7.11	2.14	100.00
1932	70.72	19.16		10.10	.02	100.00
1933	80.89	12.24		6.87		100.00
1934	77.75	11.12		11.13		100.00
1935	71.59	12.98		15.43		100.00
12-year average	71.41	8.65		15.70	4.24	100.00
<b>December</b>						
1924	87.33	12.64			.03	100.00
1925	84.41	15.59				100.00
1926	84.68	15.32				100.00
1927	74.56	3.80			21.64	100.00
1928	87.04	1.97			10.99	100.00
1929	81.92	7.99			10.09	100.00
1930	73.61	18.82	(1)		7.57	100.00
1931	79.81	18.11			2.08	100.00
1932	74.58	25.40	.01		.01	100.00
1933	81.60	18.40				100.00
1934	83.27	16.73				100.00
1935	79.38	20.57	.05			100.00
12-year average	81.03	14.72	(1)		4.25	100.00

<sup>1</sup> Less than 0.01 percent.

TABLE 16.—Daily open commitments in all wheat futures combined on the Chicago Board of Trade of various classes of traders within the 200,000-bushel reporting requirement, and those not within the requirement, from Jan. 2 to Dec. 31, 1935

[In thousand bushels; i. e., 000 omitted]

Date	Total open commitments	Reporting speculators		Reporting round lot-job lot spreaders <sup>1</sup>		Reporting hedgers <sup>2</sup>		Aggregate of those reporting		Aggregate of nonreporting (small) traders <sup>3</sup>	
		Long	Short	Long	Short	Long	Short	Long	Short	Long	Short
Jan. 2	119,231	13,265	4,865	8,675	8,675	8,610	83,614	30,550	97,154	88,681	22,077
Jan. 3	118,561	13,360	5,720	8,630	8,613	8,895	82,969	30,885	97,302	87,676	21,289
Jan. 4	118,705	13,301	5,415	8,570	8,553	9,250	82,764	31,121	96,732	87,584	21,033
Jan. 5	118,342	13,426	5,010	8,430	8,412	9,455	82,597	31,311	96,019	87,031	22,333
Jan. 7	117,715	13,047	4,927	8,275	8,255	9,530	81,858	30,852	95,040	86,863	22,675
Jan. 8	116,259	13,401	5,155	8,095	8,089	9,743	80,303	31,239	93,547	85,020	22,712
Jan. 9	115,534	13,504	4,865	8,030	8,019	9,585	79,950	31,119	92,834	84,415	22,700
Jan. 10	115,144	13,514	4,420	7,970	7,962	9,735	79,285	31,219	91,067	83,925	23,477
Jan. 11	113,402	12,360	4,350	8,080	8,072	9,609	78,020	30,049	90,442	83,353	22,960
Jan. 12	112,695	11,365	4,280	8,185	8,177	9,535	77,601	29,085	90,058	83,610	22,537
Jan. 14	112,097	10,125	4,140	8,365	8,361	9,359	76,770	27,840	80,271	84,248	22,826
Jan. 15	111,304	10,230	4,275	8,520	8,525	9,283	75,872	28,033	88,672	83,271	22,632
Jan. 16	110,156	10,445	3,875	8,430	8,422	9,035	74,826	27,010	87,223	82,246	22,933
Jan. 17	109,674	10,255	3,755	8,325	8,315	9,065	73,747	27,045	85,817	82,029	23,857
Jan. 18	109,341	10,395	3,580	8,155	8,145	9,680	72,642	28,230	84,367	81,111	24,074
Jan. 19	109,153	11,084	3,827	8,005	7,992	9,685	72,530	28,774	84,340	80,370	24,804
Jan. 21	109,498	11,247	4,609	8,035	8,034	9,615	71,699	28,897	84,342	80,601	25,156
Jan. 22	108,619	11,165	4,902	7,960	7,960	9,230	70,471	28,385	83,363	80,234	25,256
Jan. 23	108,151	11,480	4,992	7,950	7,945	8,850	69,920	28,280	82,857	79,871	25,294

<sup>1</sup> See text for explanation of the class term used.

<sup>2</sup> Probably includes some speculative trading. See text for explanation.

<sup>3</sup> Includes small speculative and hedging trading. See text for explanation.

TABLE 16.—Daily open commitments in all wheat futures combined on the Chicago Board of Trade of various classes of traders within the 200,000-bushel reporting requirement, and those not within the requirement, from Jan. 2 to Dec. 31, 1935—Continued.

[In thousand bushels; i. e., 000 omitted]

Date	Total open commitments	Reporting speculators		Reporting round lot-job lotspreaders		Reporting hedgers		Aggregate of those reporting		Aggregate of nonreporting (small) traders	
		Long	Short	Long	Short	Long	Short	Long	Short	Long	Short
Jan. 24.....	107,564	11,035	4,180	7,790	7,791	8,770	69,904	27,595	81,875	79,069	25,689
Jan. 25.....	107,654	10,835	3,995	7,815	7,819	8,650	69,600	27,300	81,414	80,354	20,240
Jan. 26.....	107,717	10,855	4,020	7,790	7,806	8,715	69,453	27,360	81,279	80,357	26,438
Jan. 28.....	107,012	10,905	4,245	7,822	7,833	8,380	68,573	27,107	80,651	79,905	26,361
Jan. 29.....	106,434	11,317	4,190	7,787	7,802	8,115	68,486	27,219	80,478	79,215	25,956
Jan. 30.....	106,194	11,372	4,570	7,755	7,767	8,145	68,356	27,272	80,693	78,922	25,501
Jan. 31.....	105,250	11,142	4,415	7,510	7,510	8,145	67,973	26,797	79,898	78,453	25,352
Feb. 1.....	104,424	11,677	4,045	7,505	7,509	8,150	67,692	26,822	79,246	77,602	25,178
Feb. 2.....	103,521	10,167	4,040	7,505	7,508	8,372	67,695	26,554	79,243	76,967	24,278
Feb. 4.....	102,386	10,167	3,820	7,515	7,521	7,630	66,816	25,212	78,157	77,174	24,229
Feb. 5.....	101,001	10,457	3,590	7,535	7,537	7,297	65,657	25,289	76,784	75,712	24,217
Feb. 6.....	101,207	10,367	4,245	7,495	7,498	7,393	65,157	25,255	76,900	75,652	24,307
Feb. 7.....	100,834	10,082	3,535	7,215	7,220	7,548	64,987	24,845	75,742	75,989	25,092
Feb. 8.....	100,480	10,332	3,510	7,140	7,140	7,853	64,293	25,325	74,949	75,155	25,531
Feb. 9.....	100,018	10,592	3,595	7,045	7,047	8,093	64,359	25,730	75,001	74,288	25,017
Feb. 11.....	99,701	9,977	3,625	7,020	7,026	8,158	63,967	25,155	74,618	74,546	25,083
Feb. 13.....	99,932	9,832	3,640	6,975	6,973	8,018	63,849	24,825	74,402	75,107	25,470
Feb. 14.....	99,590	9,777	3,720	6,925	6,925	8,058	62,901	24,760	73,540	74,830	26,044
Feb. 15.....	99,088	10,212	4,015	6,890	6,895	8,083	62,083	25,185	72,993	73,903	26,095
Feb. 16.....	98,364	10,062	3,705	6,840	6,844	8,108	61,544	25,010	72,093	73,354	26,271
Feb. 18.....	98,427	9,687	3,870	6,860	6,862	8,168	61,863	24,715	72,595	73,712	25,832
Feb. 19.....	98,248	8,880	4,325	6,805	6,806	8,195	60,998	23,880	72,120	74,368	26,119
Feb. 20.....	98,369	9,000	5,160	6,815	6,817	8,230	60,599	24,045	72,546	74,324	25,823
Feb. 21.....	97,647	8,370	4,345	6,815	6,817	8,255	60,484	23,440	71,646	74,207	26,001
Feb. 23.....	97,611	8,060	4,825	6,800	6,805	8,400	59,656	23,200	71,286	74,251	26,225
Feb. 25.....	97,078	8,115	4,070	6,580	6,584	8,625	59,621	23,200	69,915	73,758	27,163
Feb. 26.....	96,501	8,075	4,110	6,610	6,615	8,700	59,089	23,385	69,814	73,116	26,687
Feb. 27.....	96,212	8,185	4,100	6,510	6,514	8,660	58,963	23,355	69,577	72,857	26,635
Feb. 28.....	96,299	8,320	4,275	6,405	6,407	8,810	58,793	23,535	69,475	72,764	26,824
Mar. 1.....	96,273	8,160	4,230	6,300	6,302	8,820	58,419	23,260	68,951	72,093	27,322
Mar. 2.....	96,366	7,840	4,170	6,270	6,274	8,830	58,667	22,940	69,111	73,426	27,255
Mar. 4.....	96,175	7,755	4,065	6,215	6,217	8,692	58,753	22,562	69,035	73,613	27,140
Mar. 5.....	96,436	8,205	4,430	6,290	6,294	8,157	58,925	22,652	69,649	73,784	26,787
Mar. 6.....	96,118	8,435	4,560	6,380	6,382	8,202	58,770	23,017	69,712	73,101	26,406
Mar. 7.....	95,989	8,125	4,090	6,400	6,400	8,012	58,480	22,537	69,570	73,452	26,419
Mar. 8.....	96,233	8,155	4,795	6,365	6,368	7,982	58,098	22,502	69,801	73,731	26,372
Mar. 9.....	95,461	7,935	4,780	6,360	6,365	7,867	58,329	22,162	69,474	73,299	25,987
Mar. 11.....	94,584	7,480	5,015	6,520	6,528	8,162	57,772	22,162	69,315	72,422	25,269
Mar. 12.....	93,090	7,185	4,815	6,555	6,558	8,167	57,268	21,907	68,641	71,183	24,449
Mar. 13.....	92,673	7,255	4,915	6,605	6,610	8,119	56,997	21,979	68,422	70,594	24,151
Mar. 14.....	92,226	7,385	4,715	6,685	6,685	7,744	56,176	21,814	67,576	70,412	24,650
Mar. 15.....	91,572	7,835	5,125	6,650	6,651	7,664	55,834	22,149	67,610	69,423	23,962
Mar. 16.....	91,091	8,120	5,410	6,565	6,568	8,189	55,896	22,874	67,874	68,217	23,217
Mar. 18.....	90,538	7,585	5,390	6,400	6,401	7,989	54,821	21,974	66,612	67,564	22,926
Mar. 19.....	88,690	7,680	5,305	6,375	6,376	7,744	54,181	21,799	65,862	66,891	22,828
Mar. 20.....	88,536	7,630	5,185	6,335	6,335	8,187	53,482	22,152	65,002	66,384	23,534
Mar. 21.....	87,825	7,700	5,050	6,120	6,120	7,862	51,697	21,682	62,867	66,143	24,958
Mar. 22.....	85,972	7,245	4,230	5,925	5,922	7,777	50,765	20,947	60,917	65,025	25,055
Mar. 23.....	80,013	7,370	4,280	5,845	5,845	7,952	50,396	21,167	60,621	64,846	25,492
Mar. 25.....	85,253	6,745	3,535	5,800	5,800	7,652	49,812	20,197	59,147	65,056	26,106
Mar. 26.....	84,972	6,215	3,190	5,810	5,812	7,595	49,272	19,620	58,274	65,352	26,698
Mar. 27.....	84,845	6,050	3,360	5,790	5,790	7,410	48,728	19,250	57,878	65,595	26,967
Mar. 28.....	84,888	6,045	3,630	5,690	5,691	7,165	48,394	18,900	57,715	65,988	27,173
Mar. 29.....	84,748	5,925	3,450	5,680	5,680	6,780	47,903	18,385	57,033	66,363	27,715
Mar. 30.....	84,445	5,935	3,115	5,660	5,661	6,800	48,236	18,395	57,012	66,050	27,433
Apr. 1.....	85,108	6,660	3,755	5,690	5,690	6,770	47,876	19,120	57,321	66,048	27,847
Apr. 2.....	85,293	6,595	3,825	5,690	5,691	6,770	47,436	19,055	56,952	66,238	28,341
Apr. 3.....	84,998	6,355	3,885	5,680	5,681	6,634	47,294	18,669	56,860	66,329	28,138
Apr. 4.....	84,850	6,010	4,090	5,590	5,590	6,994	47,323	18,594	57,003	66,256	27,847
Apr. 5.....	84,192	5,150	4,035	5,365	5,365	7,349	46,186	17,864	55,586	66,328	28,606
Apr. 6.....	83,262	5,135	3,765	5,345	5,345	7,349	46,571	17,829	55,671	65,433	27,591
Apr. 8.....	82,686	5,410	3,930	5,550	5,551	7,009	46,027	17,969	56,108	64,717	26,578
Apr. 9.....	82,685	5,125	3,450	5,690	5,691	7,044	46,509	17,859	55,710	64,726	26,875
Apr. 10.....	82,505	5,735	3,690	5,615	5,615	6,939	46,763	18,289	56,068	64,306	26,527
Apr. 12.....	81,463	6,435	3,975	5,300	5,392	7,283	47,888	19,108	57,255	63,385	25,238
Apr. 13.....	80,569	7,005	3,295	5,235	5,235	6,638	47,318	18,878	55,848	62,585	25,615
Apr. 15.....	81,310	6,900	3,225	5,105	5,106	5,921	46,802	17,926	55,133	62,643	25,436
Apr. 16.....	81,427	6,975	3,425	4,935	4,942	6,476	46,321	18,386	54,088	62,030	26,628
Apr. 17.....	81,241	7,765	2,950	4,675	4,682	5,944	46,056	18,384	53,688	63,043	27,739
Apr. 18.....	80,496	7,195	3,280	4,680	4,680	5,763	45,892	17,638	53,852	63,603	27,389
		6,325	3,420	4,620	4,620	6,028	46,128	16,973	54,168	63,522	26,327

TABLE 16.—Daily open commitments in all wheat futures combined on the Chicago Board of Trade of various classes of traders within the 200,000-bushel reporting requirement, and those not within the requirement, from Jan. 2 to Dec. 31, 1935—Continued

[In thousand bushels; i. e., 000 omitted]

Date	Total open commitments	Reporting speculators		Reporting round lot-job lot spreaders		Reporting hedgers		Aggregate of those reporting		Aggregate of nonreporting (small) traders	
		Long	Short	Long	Short	Long	Short	Long	Short	Long	Short
Apr. 20	79,876	6,725	3,365	4,565	4,568	6,018	45,774	17,308	53,707	62,568	26,169
Apr. 22	70,217	6,250	3,005	4,540	4,541	6,018	45,013	16,808	52,659	62,400	26,658
Apr. 23	78,313	6,215	2,725	4,355	4,356	5,708	44,676	15,338	51,767	62,975	26,555
Apr. 25	76,562	5,115	4,515	4,215	4,217	5,783	42,175	15,113	50,907	61,449	25,656
Apr. 26	76,044	4,925	3,900	4,060	4,062	5,645	42,054	14,630	50,106	60,414	24,998
Apr. 27	74,728	4,950	3,780	3,925	3,927	5,000	42,020	13,965	49,727	60,763	25,001
Apr. 29	73,832	5,185	3,802	3,870	3,875	4,744	41,815	13,799	49,582	60,033	24,650
Apr. 30	73,034	5,165	3,640	3,360	3,365	4,300	41,351	13,164	48,350	59,870	24,378
May 1	72,800	4,640	4,085	3,700	3,709	4,189	40,456	12,629	48,250	60,271	24,650
May 2	73,783	4,730	5,510	3,900	3,909	4,379	40,485	13,009	49,904	60,774	25,879
May 3	74,248	4,875	5,800	4,275	4,272	4,039	39,889	13,189	49,061	61,059	24,226
May 4	73,817	4,870	5,335	4,295	4,294	3,675	39,962	12,740	49,591	61,077	24,226
May 6	74,029	5,165	5,825	4,405	4,407	3,515	40,202	13,085	50,434	60,944	25,595
May 7	72,476	4,630	5,285	3,825	3,827	3,515	38,853	11,970	47,966	60,505	24,510
May 8	71,969	3,885	5,750	3,745	3,750	3,480	39,217	11,120	48,717	60,849	23,522
May 9	71,180	3,770	5,530	3,380	3,382	3,155	38,632	10,305	47,644	60,875	23,636
May 10	70,493	3,555	5,475	3,480	3,480	3,315	38,321	10,350	47,276	60,143	23,017
May 11	70,257	3,630	5,925	3,745	3,747	2,995	37,084	10,370	47,366	59,887	22,901
May 13	70,814	3,330	5,980	4,010	4,015	2,800	38,465	10,140	48,440	60,674	22,374
May 14	70,387	3,320	6,400	4,000	4,004	2,810	38,240	10,190	48,710	60,107	21,877
May 15	70,236	3,095	6,190	4,045	4,049	2,630	37,217	10,670	47,428	59,506	22,010
May 16	69,737	3,335	5,555	3,995	3,994	3,605	37,533	10,835	47,082	58,902	22,655
May 17	70,030	3,480	6,295	4,042	4,051	3,540	36,971	11,062	47,217	58,968	22,713
May 18	69,275	3,795	7,100	3,765	3,769	3,585	35,996	11,125	46,866	58,150	22,410
May 20	70,283	3,295	7,360	4,160	4,165	3,590	34,960	11,045	46,485	59,238	22,708
May 21	71,452	3,310	7,025	4,097	4,106	3,535	35,588	10,942	46,719	60,510	24,733
May 22	71,728	3,540	6,575	4,116	4,117	3,585	34,944	11,221	46,036	60,507	26,002
May 23	71,427	3,765	7,120	4,176	4,178	3,345	34,836	11,288	46,134	60,141	25,293
May 24	71,276	3,090	7,020	4,225	4,231	3,670	35,154	11,485	46,415	59,791	24,804
May 25	71,708	3,675	7,580	4,371	4,370	3,635	35,664	11,681	47,623	60,127	24,544
May 27	72,492	3,935	7,015	4,490	4,489	3,645	35,574	11,970	47,978	60,522	24,185
May 28	72,715	4,285	8,245	5,234	5,140	3,145	34,821	12,064	48,208	60,051	24,509
May 29	72,623	4,530	8,750	5,409	5,290	3,230	34,968	13,169	49,004	59,354	23,519
May 31	72,900	4,305	9,855	5,787	5,674	3,280	34,945	13,352	50,474	59,548	23,426
June 1	72,820	5,165	9,070	5,720	5,627	4,285	34,121	15,170	49,418	57,050	23,623
June 3	73,642	5,270	9,870	5,632	5,561	4,350	34,588	15,252	50,019	58,399	24,161
June 4	74,616	5,726	10,350	5,043	5,582	4,275	34,493	15,753	50,425	58,868	25,201
June 5	74,922	5,820	10,430	5,713	5,657	4,375	33,634	15,908	49,721	60,014	25,201
June 6	75,425	5,925	10,335	5,711	5,663	4,795	34,026	16,431	50,024	58,904	25,403
June 7	75,448	4,840	10,395	5,787	5,776	4,615	33,654	15,242	49,825	60,206	25,021
June 8	75,848	5,260	9,495	5,751	5,754	4,715	34,000	15,726	49,249	60,122	26,009
June 10	76,129	5,680	10,325	5,847	5,862	4,400	33,899	15,987	50,096	60,142	26,009
June 11	76,781	5,430	9,760	6,011	6,022	4,510	33,948	15,951	49,730	60,830	27,051
June 12	76,483	5,875	10,990	5,937	5,943	4,580	32,999	16,392	49,932	59,091	25,551
June 13	74,342	5,705	10,125	5,729	5,709	4,665	33,012	16,099	48,840	58,243	25,496
June 14	74,301	5,640	9,915	5,686	5,684	4,830	32,837	16,150	48,430	58,145	25,865
June 15	74,393	5,010	10,365	5,361	5,375	5,105	32,744	15,476	48,484	58,917	25,909
June 17	74,718	5,200	9,905	5,369	5,378	5,795	33,635	16,364	48,918	58,354	25,800
June 18	75,389	5,475	10,130	5,456	5,484	6,085	33,956	17,016	49,570	58,373	25,819
June 19	76,044	5,415	10,850	5,509	5,581	6,142	34,078	17,126	50,609	58,918	25,935
June 20	76,482	5,490	10,705	5,647	5,608	6,752	33,483	17,889	49,856	58,593	26,626
June 21	77,110	5,460	9,770	5,636	5,666	6,632	32,899	17,728	48,305	59,382	26,805
June 22	76,957	5,690	9,885	5,583	5,582	6,502	32,973	17,776	48,440	59,182	27,497
June 24	76,550	6,065	10,170	5,624	5,636	6,707	33,264	18,396	49,070	58,154	27,263
June 25	75,946	6,210	9,017	5,522	5,523	6,577	33,593	18,309	48,708	57,637	27,945
June 26	76,080	6,885	9,677	5,330	5,375	6,647	34,268	18,762	49,320	57,318	28,041
June 27	76,090	6,980	9,670	5,500	5,054	6,625	34,235	18,556	48,959	57,445	27,611
June 28	73,820	8,900	10,170	5,187	5,188	5,822	34,093	19,909	50,051	53,730	28,054
June 29	71,186	7,280	8,000	5,185	5,225	5,982	33,757	18,447	46,982	52,739	25,201
July 1	69,607	6,500	7,275	4,631	4,670	4,982	31,007	16,113	43,652	53,394	25,255
July 2	70,730	7,850	8,290	4,765	4,769	4,822	32,055	17,437	45,514	53,302	25,189
July 3	70,456	6,645	8,922	4,595	4,596	4,975	31,779	18,210	46,297	52,246	25,604
July 5	70,280	6,080	8,960	4,507	4,508	4,915	31,508	16,107	44,976	54,173	23,672
July 6	70,117	6,940	10,235	4,663	4,658	5,338	31,552	16,941	46,445	53,176	23,368
July 8	69,909	7,300	11,175	4,666	4,662	5,283	30,704	17,309	46,541	52,660	26,589
July 9	69,088	6,170	8,860	4,395	4,390	5,545	29,258	16,110	42,508	52,978	26,862
July 10	68,181	6,730	8,590	4,005	4,002	5,770	28,727	16,505	41,319	51,676	27,259
July 11	69,820	7,390	8,855	4,362	4,384	6,085	28,584	17,837	41,823	51,983	27,599
July 12	70,394	6,350	9,715	4,680	4,708	6,110	28,715	17,140	43,138	63,254	26,612
July 13	71,016	5,790	9,535	4,939	4,950	6,110	29,989	16,839	44,474	64,177	27,071
July 15	72,583	6,105	8,200	4,930	4,957	6,235	31,462	17,270	44,009	55,313	27,571
July 16	72,729	5,670	7,240	4,925	4,958	6,770	32,160	17,865	44,358	55,304	28,165
July 17	73,429	7,795	6,070	4,797	4,819	6,080	33,437	19,272	44,326	64,167	28,165

TABLE 16.—Daily open commitments in all wheat futures combined on the Chicago Board of Trade of various classes of traders within the 200,000-bushel reporting requirement, and those not within the requirement, from Jan. 2 to Dec. 31, 1935—Continued

[In thousand bushels; i. e., 000 omitted]

Date	Total open commitments	Reporting speculators		Reporting round lot-job lot spreaders		Reporting hedgers		Aggregate of those reporting		Aggregate of nonreporting (small) traders	
		Long	Short	Long	Short	Long	Short	Long	Short	Long	Short
July 18.....	76,589	7,895	6,125	5,002	5,043	6,885	35,261	19,782	46,429	56,807	30,160
July 19.....	76,485	7,900	5,525	4,970	5,001	7,170	35,667	20,430	46,193	56,355	30,292
July 20.....	76,804	8,200	5,030	4,988	5,010	7,215	36,910	20,100	46,956	56,401	29,848
July 22.....	77,733	8,580	3,655	4,931	4,957	7,430	38,084	20,941	46,606	56,792	31,037
July 23.....	78,113	7,545	3,450	5,431	5,444	7,100	38,371	20,076	47,265	58,037	30,848
July 24.....	78,325	8,415	2,945	5,032	5,049	7,265	39,224	20,712	47,218	57,613	31,107
July 25.....	79,059	8,025	3,120	4,656	4,682	7,130	39,750	20,411	47,552	58,048	31,607
July 28.....	80,506	10,660	3,035	3,980	3,979	8,440	41,087	23,080	48,101	57,420	32,405
July 27.....	80,681	11,340	3,075	3,939	3,944	9,190	42,432	24,469	49,451	56,212	31,230
July 29.....	82,651	10,680	3,205	4,176	4,177	9,671	44,976	24,527	52,358	58,124	30,293
July 30.....	86,211	12,487	4,217	4,318	4,321	9,037	47,510	25,842	56,048	60,369	30,163
July 31.....	89,091	15,237	4,637	4,340	4,338	9,094	49,712	28,671	58,687	61,320	31,304
Aug. 1.....	90,374	13,512	4,263	4,660	4,657	8,831	52,419	27,003	61,339	63,371	29,035
Aug. 2.....	91,613	11,497	4,073	4,875	4,877	9,250	53,108	25,822	62,058	65,991	29,555
Aug. 3.....	93,989	11,825	4,045	5,080	5,082	9,099	54,747	26,004	64,474	67,985	29,515
Aug. 5.....	96,056	13,305	4,380	5,125	5,126	9,188	56,790	27,618	66,295	68,438	29,761
Aug. 6.....	98,250	14,055	5,710	5,320	5,320	9,363	57,422	29,338	68,452	68,912	29,798
Aug. 7.....	99,693	15,065	6,165	5,730	5,736	9,070	58,726	29,805	70,627	69,828	29,966
Aug. 8.....	100,845	13,975	6,220	6,050	6,050	8,676	60,382	28,701	72,652	72,144	28,993
Aug. 9.....	101,375	13,665	5,665	6,170	6,173	8,186	60,848	28,021	72,686	73,354	28,189
Aug. 10.....	100,660	13,725	4,850	6,235	6,235	7,813	61,249	27,773	72,334	72,887	28,326
Aug. 12.....	100,398	12,995	3,960	6,216	6,207	6,885	62,417	26,096	72,584	74,272	27,784
Aug. 13.....	100,524	13,590	4,365	5,845	5,845	7,220	62,625	26,655	72,835	73,869	27,689
Aug. 14.....	101,697	13,400	4,020	6,208	6,209	7,280	64,282	26,888	74,511	74,809	27,186
Aug. 15.....	101,202	12,735	3,825	6,180	6,183	7,801	63,763	26,716	73,771	74,486	27,431
Aug. 16.....	102,006	12,725	3,795	6,090	6,089	7,543	63,919	26,358	73,803	75,648	28,203
Aug. 17.....	101,500	11,725	3,605	6,050	6,050	7,995	63,874	25,770	73,529	75,730	27,971
Aug. 19.....	102,544	12,565	3,900	5,860	5,865	7,935	65,453	26,360	75,218	76,184	27,326
Aug. 20.....	102,721	12,130	3,155	5,945	5,965	7,425	66,881	25,500	76,001	77,221	26,720
Aug. 21.....	102,918	13,980	3,025	5,505	5,503	7,213	68,111	26,698	77,239	78,220	25,679
Aug. 22.....	103,226	13,225	2,830	5,420	5,422	7,498	68,884	26,143	77,136	77,083	26,090
Aug. 23.....	105,871	14,870	2,630	5,470	5,472	6,953	70,904	27,293	79,006	78,576	26,865
Aug. 24.....	106,478	14,780	2,450	5,770	5,772	6,093	71,020	27,243	80,142	79,235	26,336
Aug. 26.....	107,723	13,490	2,655	5,950	5,949	6,500	72,573	26,030	81,177	81,693	26,546
Aug. 27.....	108,080	13,730	2,400	6,345	6,345	6,565	74,544	26,040	83,289	81,440	24,791
Aug. 28.....	107,888	13,160	2,595	6,030	6,027	6,425	75,324	26,215	84,546	81,673	23,342
Aug. 29.....	108,617	13,930	2,395	6,795	6,800	6,650	75,841	27,375	85,030	81,242	23,581
Aug. 30.....	108,186	14,140	2,345	6,440	6,437	6,395	76,046	26,975	84,828	81,210	23,367
Aug. 31.....	108,261	14,100	2,365	5,937	5,949	6,055	77,021	26,182	85,335	82,079	22,926
Sept. 3.....	108,407	13,735	2,245	6,220	6,216	6,105	77,164	26,090	85,025	82,407	22,842
Sept. 4.....	108,011	14,125	2,135	6,090	6,095	6,500	78,345	26,721	86,575	81,290	21,436
Sept. 5.....	107,738	15,870	2,030	5,585	5,806	6,885	79,076	28,340	86,912	79,398	20,826
Sept. 6.....	106,957	15,040	1,970	4,702	4,752	7,300	79,363	27,642	85,085	79,315	20,872
Sept. 7.....	106,422	17,010	1,895	4,118	4,118	7,340	79,295	28,468	85,298	77,954	21,124
Sept. 9.....	107,431	17,995	2,425	4,050	4,053	7,739	80,100	29,784	86,587	77,647	20,844
Sept. 10.....	108,341	18,145	2,005	4,123	4,120	7,384	81,986	29,652	88,111	78,680	20,230
Sept. 11.....	109,065	16,096	2,095	4,135	4,135	8,100	82,646	28,331	88,776	80,734	20,289
Sept. 12.....	109,883	15,592	2,290	4,170	4,170	8,704	82,922	28,495	89,382	81,417	20,501
Sept. 13.....	111,945	17,612	2,630	4,191	4,191	9,091	84,478	30,894	91,299	81,051	20,646
Sept. 14.....	112,400	17,902	2,385	4,244	4,249	8,757	84,647	30,903	91,281	81,497	21,119
Sept. 16.....	113,344	19,490	2,285	4,162	4,163	9,346	84,456	32,998	90,904	80,346	22,440
Sept. 17.....	112,995	22,067	2,275	4,155	4,153	7,932	83,658	34,154	90,086	78,841	22,909
Sept. 18.....	112,270	22,975	2,345	3,968	3,968	8,777	82,992	35,720	89,305	76,550	22,965
Sept. 19.....	113,903	24,200	2,580	4,010	4,008	8,982	84,697	37,102	91,135	76,711	22,798
Sept. 20.....	112,954	19,680	2,115	4,666	4,647	9,437	83,835	33,773	90,597	79,181	22,557
Sept. 21.....	114,263	19,965	2,905	4,798	4,786	9,757	84,095	34,520	92,386	79,743	21,877
Sept. 22.....	115,694	19,665	3,725	4,900	4,902	10,622	85,123	35,087	93,750	80,507	21,844
Sept. 24.....	116,135	20,163	4,455	5,014	5,017	10,512	85,600	35,689	94,981	80,446	21,154
Sept. 25.....	116,047	18,793	5,265	5,129	5,129	10,717	84,751	34,639	95,145	81,408	20,902
Sept. 26.....	116,068	18,198	5,005	5,209	5,211	11,185	84,846	34,592	95,662	81,470	20,406
Sept. 27.....	117,105	19,353	5,315	5,210	5,216	11,555	85,316	36,118	95,846	80,987	21,259
Sept. 28.....	116,727	18,818	5,205	5,260	5,267	11,265	85,698	35,349	96,070	81,378	20,857
Sept. 30.....	116,406	20,328	5,165	5,233	5,223	10,970	85,832	36,531	96,220	79,875	20,166
Oct. 1.....	117,305	22,618	4,030	5,010	4,998	10,900	86,101	38,618	95,129	78,687	22,176
Oct. 2.....	117,051	21,288	3,850	5,275	5,260	11,010	85,920	37,573	95,039	79,478	22,072
Oct. 3.....	116,001	19,408	4,200	6,090	6,108	11,385	84,960	36,883	95,268	78,118	19,733
Oct. 4.....	116,440	20,898	4,270	6,200	6,185	11,130	85,428	38,168	95,883	78,281	20,566
Oct. 5.....	117,854	23,363	4,105	6,245	6,231	11,125	86,315	40,733	96,651	77,121	21,203
Oct. 7.....	118,807	22,383	5,055	6,465	6,460	11,004	86,371	39,852	97,886	78,955	20,921
Oct. 8.....	119,015	22,235	4,870	6,555	6,567	10,983	86,872	39,773	98,309	79,242	20,706
Oct. 9.....	119,090	21,535	4,365	6,405	6,424	10,646	87,362	38,586	98,151	81,104	21,639
Oct. 10.....	119,964	21,515	4,055	6,655	6,667	10,716	87,787	38,886	98,600	81,068	21,445

TABLE 16.—Daily open commitments in all wheat futures combined on the Chicago Board of Trade of various classes of traders within the 200,000-bushel reporting requirement, and those not within the requirement, from Jan. 2 to Dec. 31, 1935—Continued

[In thousand bushels; i. e., 000 omitted]

Date	Total open commitments	Reporting speculators		Reporting round lot-job lot spreaders		Reporting hedgers		Aggregate of those reporting		Aggregate of nonreporting (small) traders	
		Long	Short	Long	Short	Long	Short	Long	Short	Long	Short
Oct. 11.....	120,765	21,865	4,105	6,045	6,653	11,187	87,486	39,697	98,244	81,068	22,521
Oct. 14.....	121,720	21,205	4,595	6,875	6,887	11,630	88,450	39,710	99,932	82,010	21,768
Oct. 15.....	123,637	20,005	4,585	6,900	6,809	12,533	90,343	39,498	101,737	84,139	20,943
Oct. 16.....	124,052	16,375	5,405	7,300	7,367	12,653	90,537	36,718	103,309	87,334	20,740
Oct. 17.....	124,457	17,165	5,055	7,365	7,340	13,056	90,253	37,580	102,658	86,871	21,799
Oct. 18.....	126,313	18,085	6,705	7,479	7,468	13,121	89,593	38,685	103,766	87,628	22,547
Oct. 19.....	129,325	17,830	6,900	7,499	7,461	13,696	89,592	39,015	103,953	87,310	22,372
Oct. 21.....	127,177	18,195	7,005	7,560	7,540	13,672	90,396	39,417	104,941	87,760	22,226
Oct. 22.....	127,610	17,880	6,760	7,810	7,846	13,746	91,135	39,436	105,741	88,174	21,800
Oct. 23.....	128,597	18,170	7,360	7,745	7,845	13,684	91,072	39,599	106,277	88,998	22,320
Oct. 24.....	128,179	18,600	7,105	7,800	7,825	14,024	91,187	40,424	106,117	87,755	22,092
Oct. 25.....	128,795	18,510	6,970	7,705	7,701	13,601	91,609	39,816	106,280	88,979	22,515
Oct. 26.....	129,251	17,875	7,660	7,900	7,903	13,510	91,749	39,285	107,312	89,966	21,939
Oct. 28.....	128,806	16,890	6,930	8,226	8,231	13,865	91,561	38,981	106,722	89,825	22,084
Oct. 29.....	128,324	16,010	7,025	8,325	8,316	13,660	91,607	37,995	106,948	90,329	21,376
Oct. 30.....	128,583	15,580	6,965	8,085	8,087	13,930	91,253	37,596	106,305	90,988	22,278
Oct. 31.....	129,458	15,845	6,695	8,090	8,090	13,336	91,275	37,871	106,060	91,587	23,368
Nov. 1.....	129,338	15,375	6,770	8,075	8,092	14,094	90,881	37,544	105,743	91,794	23,595
Nov. 2.....	129,381	15,275	6,980	8,075	8,074	14,003	90,491	37,353	105,545	92,028	23,836
Nov. 4.....	130,046	15,505	7,500	8,130	8,134	13,948	90,724	37,583	106,358	92,463	23,688
Nov. 5.....	130,804	15,130	7,325	8,120	8,122	14,318	91,433	37,568	106,890	93,236	23,924
Nov. 6.....	130,883	15,495	7,500	8,110	8,110	14,332	91,772	37,937	107,382	92,946	23,501
Nov. 7.....	130,224	14,660	7,385	8,094	8,113	14,641	91,873	37,395	107,371	92,829	22,853
Nov. 8.....	129,445	15,185	7,230	8,175	8,175	14,177	91,664	37,537	107,069	91,908	22,376
Nov. 9.....	129,404	15,290	7,240	8,180	8,180	14,453	91,560	37,923	106,980	91,481	22,424
Nov. 12.....	129,324	14,550	6,860	8,170	8,202	14,800	91,976	37,080	107,038	91,644	22,289
Nov. 13.....	127,974	14,455	7,405	8,010	8,016	15,098	91,690	37,563	107,111	90,411	20,893
Nov. 14.....	130,381	14,960	7,835	8,160	8,114	15,468	92,091	38,588	108,040	90,793	21,341
Nov. 15.....	130,835	15,895	5,785	7,985	7,986	15,628	91,764	39,508	105,535	91,327	25,360
Nov. 16.....	129,906	15,835	4,840	7,910	7,903	15,371	90,319	39,116	103,062	90,790	26,844
Nov. 18.....	129,881	15,985	4,525	7,855	7,853	15,104	90,764	38,944	103,142	90,937	26,739
Nov. 19.....	129,485	16,130	5,305	7,775	7,775	15,133	90,803	39,038	103,883	90,447	25,602
Nov. 20.....	128,996	16,080	5,555	7,695	7,694	14,787	90,422	38,562	103,671	90,434	25,325
Nov. 21.....	127,554	16,610	5,540	7,515	7,520	14,157	90,130	38,282	103,190	89,272	24,394
Nov. 22.....	127,239	16,950	5,415	7,542	7,539	13,822	90,144	38,314	103,098	88,925	24,141
Nov. 23.....	126,431	17,225	5,395	7,195	7,197	13,695	90,040	38,115	102,632	88,316	23,709
Nov. 25.....	126,465	16,805	6,820	7,235	7,245	13,020	88,996	37,060	103,061	89,405	23,494
Nov. 26.....	126,585	15,795	6,660	7,415	7,417	13,115	88,907	36,325	102,984	90,260	23,041
Nov. 27.....	126,354	16,490	7,010	7,360	7,361	12,630	88,338	36,480	102,709	89,874	23,062
Nov. 29.....	125,631	16,045	6,670	7,205	7,203	11,570	87,199	34,820	101,072	90,811	24,559
Nov. 30.....	125,097	16,655	6,015	7,089	7,090	11,088	86,889	34,832	99,904	90,265	25,103
Dec. 2.....	124,561	17,340	6,075	7,142	7,137	11,183	86,527	35,065	99,739	88,808	24,822
Dec. 3.....	124,309	17,385	5,970	7,180	7,174	11,038	86,612	35,603	99,666	88,706	24,653
Dec. 4.....	124,620	16,792	6,365	7,218	7,224	11,068	85,835	35,078	99,424	89,542	25,199
Dec. 5.....	124,954	16,897	6,835	7,275	7,271	11,483	85,619	35,655	99,725	89,240	25,229
Dec. 6.....	125,759	17,482	7,775	7,310	7,301	11,437	85,587	36,229	100,063	89,530	25,096
Dec. 7.....	125,006	18,342	7,360	7,240	7,239	11,682	85,832	37,264	100,431	88,342	26,175
Dec. 9.....	125,682	18,130	7,680	7,240	7,237	11,662	85,609	36,932	100,426	88,750	25,256
Dec. 10.....	125,769	17,545	7,225	7,252	7,251	11,312	85,498	36,109	99,074	89,600	25,795
Dec. 11.....	124,291	17,377	8,465	7,376	7,372	10,184	83,056	34,937	99,483	89,354	24,868
Dec. 12.....	122,333	17,402	8,560	7,520	7,511	8,824	81,584	33,746	97,656	88,587	24,878
Dec. 13.....	122,303	18,650	10,280	7,455	7,483	8,159	80,603	34,264	98,426	88,030	23,077
Dec. 14.....	119,037	19,342	10,115	7,500	7,515	7,410	78,077	34,252	95,707	84,785	23,330
Dec. 16.....	117,770	17,642	9,970	7,655	7,676	7,485	77,440	32,782	95,086	84,988	22,680
Dec. 17.....	117,500	18,307	9,940	7,680	7,695	7,425	77,538	33,412	95,173	84,088	22,367
Dec. 18.....	117,251	18,761	9,800	7,445	7,460	7,107	76,828	33,313	94,088	83,938	22,123
Dec. 19.....	116,557	18,739	8,010	7,385	7,394	7,057	76,476	33,181	92,480	83,370	24,077
Dec. 20.....	116,312	19,324	8,790	7,145	7,156	6,929	77,177	33,398	93,123	82,914	23,189
Dec. 21.....	116,671	19,469	8,780	7,100	7,102	6,418	76,986	32,987	92,807	82,684	22,804
Dec. 23.....	114,864	18,489	8,720	7,065	7,070	6,169	76,230	31,913	92,020	82,040	20,629
Dec. 24.....	114,553	19,334	9,885	7,065	7,070	6,124	76,573	32,513	93,628	82,241	21,656
Dec. 26.....	113,770	19,334	9,748	6,995	7,030	6,194	76,463	32,523	93,241	81,247	18,684
Dec. 27.....	111,942	11,142	10,750	6,450	6,450	6,266	76,058	33,858	93,258	78,084	18,261
Dec. 28.....	110,779	21,612	10,355	6,620	6,625	6,151	75,533	34,383	92,513	76,390	19,428
Dec. 30.....	111,578	21,547	10,450	6,900	6,916	6,187	74,788	34,634	92,150	76,944	19,336
Dec. 31.....	110,383	20,099	9,685	7,090	7,082	6,702	73,880	33,891	90,647	76,492	19,736



TABLE 17.—Percentage of the aggregate open commitments in wheat futures on the Chicago Board of Trade held on the last trading day of each week by various classes of traders within the 200,000-bushel reporting requirement and those not within the requirement, from Jan. 2 to Dec. 28, 1935

Date	Reporting speculators		Reporting round lot-job lot spreaders <sup>1</sup>		Reporting hedgers <sup>2</sup>		Aggregate of those reporting		Aggregate of nonreporting (small) traders <sup>3</sup>	
	Long	Short	Long	Short	Long	Short	Long	Short	Long	Short
Jan. 5.....	11.35	4.23	7.12	7.11	7.99	69.80	26.46	81.14	73.54	18.86
Jan. 12.....	10.09	3.80	7.26	7.25	8.46	68.86	25.81	79.91	74.19	20.09
Jan. 19.....	10.16	3.51	7.33	7.32	8.87	66.45	26.36	77.28	73.64	22.72
Jan. 26.....	10.08	3.73	7.23	7.25	8.09	64.48	25.40	75.46	74.60	24.54
Feb. 2.....	10.31	3.90	7.25	7.26	8.00	65.39	25.65	76.55	74.25	23.45
Feb. 9.....	10.59	3.59	7.04	7.05	8.09	64.35	25.72	74.99	74.28	25.01
Feb. 16.....	10.23	3.76	6.96	6.96	8.24	62.57	25.43	73.29	74.57	26.71
Feb. 23.....	8.27	4.95	6.97	6.98	8.61	61.18	23.85	73.11	76.15	26.89
Mar. 2.....	8.14	4.33	6.51	6.51	9.16	60.88	23.81	71.72	76.19	28.28
Mar. 9.....	8.31	5.01	6.66	6.67	8.24	61.10	23.21	72.78	76.79	27.22
Mar. 16.....	8.91	5.94	7.21	7.21	8.99	61.36	25.11	74.51	74.89	25.49
Mar. 23.....	8.57	4.97	6.80	6.80	9.24	58.59	24.61	70.36	75.39	29.64
Mar. 30.....	7.03	3.69	6.70	6.70	8.05	57.12	21.78	67.51	78.22	32.49
Apr. 6.....	6.17	4.51	6.42	6.42	8.82	55.93	21.41	66.86	78.59	33.14
Apr. 13.....	8.56	4.00	6.34	6.34	7.35	58.09	22.25	68.43	77.75	31.57
Apr. 20.....	8.42	4.21	5.72	5.72	7.53	57.31	21.67	67.24	78.33	32.76
Apr. 27.....	6.63	5.06	5.25	5.25	6.81	56.23	18.60	66.54	81.31	33.46
May 4.....	6.00	7.22	5.82	5.82	4.84	54.14	17.26	67.18	82.74	32.82
May 11.....	5.17	8.43	5.33	5.33	4.26	53.64	14.76	67.40	85.24	32.60
May 18.....	5.48	10.25	5.43	5.44	5.15	51.96	16.06	67.65	83.94	32.35
May 25.....	5.12	10.57	6.10	6.11	4.93	49.59	16.15	68.27	83.85	33.73
June 1.....	7.09	13.28	7.86	7.72	5.88	46.86	20.83	67.86	79.17	32.14
June 8.....	6.93	12.52	7.58	7.58	6.22	44.83	20.73	64.93	79.27	35.07
June 15.....	6.73	13.93	7.21	7.23	6.86	44.01	20.80	65.17	79.20	34.83
June 22.....	7.39	12.84	7.26	7.25	8.45	42.85	23.10	62.94	76.90	37.06
June 29.....	10.23	11.24	7.28	7.34	8.40	47.42	25.91	66.00	74.09	34.00
July 6.....	9.90	14.60	6.65	6.64	7.61	45.00	24.16	66.24	75.84	33.76
July 13.....	8.15	13.43	6.96	6.97	8.60	42.23	23.71	62.63	76.29	37.37
July 20.....	10.68	6.55	6.49	6.53	9.39	48.05	26.56	61.13	73.44	38.87
July 27.....	14.06	3.81	4.88	4.89	11.39	52.59	30.33	61.29	69.67	38.71
Aug. 3.....	12.58	4.94	5.41	5.41	9.68	58.25	27.67	68.60	72.33	31.40
Aug. 10.....	13.64	4.82	6.19	6.19	7.76	60.85	27.59	71.86	72.41	28.14
Aug. 17.....	11.55	3.55	5.96	5.96	7.88	62.93	25.39	72.44	74.61	27.56
Aug. 24.....	13.88	2.30	5.42	5.42	6.29	67.55	25.59	75.27	74.41	24.73
Aug. 31.....	13.11	2.18	5.48	5.50	5.59	71.14	24.18	78.82	75.82	21.18
Sept. 7.....	15.99	1.77	3.87	3.87	6.89	74.51	26.75	80.15	73.25	19.65
Sept. 14.....	15.93	2.12	3.77	3.78	7.79	75.31	27.49	81.21	72.51	18.79
Sept. 21.....	17.47	2.54	4.20	4.19	8.54	74.12	30.21	80.85	69.79	19.15
Sept. 28.....	16.12	4.46	4.51	4.51	9.65	73.33	30.28	82.30	69.72	17.70
Oct. 5.....	10.82	3.48	5.30	5.29	9.44	73.24	34.56	82.01	65.44	17.99
Oct. 11.....	18.11	3.40	5.50	5.51	9.26	72.44	32.87	81.35	67.13	18.65
Oct. 19.....	14.11	5.46	5.93	5.91	10.84	70.92	30.88	82.29	69.12	17.71
Oct. 26.....	13.83	5.93	6.11	6.11	10.45	70.98	30.39	83.02	69.61	16.98
Nov. 2.....	11.81	5.39	6.24	6.24	10.82	69.94	28.87	81.57	71.13	18.43
Nov. 9.....	11.82	5.60	6.32	6.32	11.17	70.75	29.31	82.67	70.69	17.33
Nov. 16.....	12.19	3.72	6.09	6.08	11.83	69.53	30.11	79.33	69.89	20.67
Nov. 23.....	13.62	4.27	5.09	5.09	10.83	71.21	30.14	81.17	69.86	18.83
Nov. 30.....	13.31	4.81	5.67	5.67	8.86	69.46	27.84	79.94	72.16	20.06
Dec. 7.....	14.60	5.86	5.76	5.76	9.30	68.33	29.66	79.95	70.34	20.05
Dec. 14.....	16.25	8.50	6.30	6.31	6.22	65.59	28.77	80.40	71.23	19.60
Dec. 21.....	16.83	7.59	6.14	6.14	5.56	66.56	28.52	80.29	71.48	19.71
Dec. 28.....	19.51	9.35	5.98	5.98	5.55	68.18	31.04	83.51	68.96	16.49

<sup>1</sup> See text for explanation of the class term used.

<sup>2</sup> Probably includes some speculative trading. See text for explanation.

<sup>3</sup> Includes small speculative and hedging trading. See text for explanation.

TABLE 18.—Comparison of the volume of trading in the various wheat futures from September 1924, through December 1935, with the total volume of contracts settled by notices passed, deliveries, and the actual amount of grain involved, on the Chicago Board of Trade

Future	Total quantity sold during life of future	Open contracts at beginning of delivery month	Total volume settled by notices passed	Settled by delivery		Total quantity actual wheat delivered	Ratio of total quantity of actual wheat delivered—	
				Quantity <sup>1</sup>	Percent of total quantity sold during life of future		To total quantity sold during life of future	To volume of futures settled by delivery
	1,000 bushels	1,000 bushels	1,000 bushels	1,000 bushels		1,000 bushels		
1924 September	1,838,308	2 19,578	2 34,254	12,018	0.65	2,896	1- 635	1-4.15
1924 December	2,862,926	2 23,948	2 23,982	8,106	.28	4,701	1- 609	1-1.72
1925 May	7,733,848	2 23,616	2 25,574	7,645	.10	2,480	1-3,118	1-3.08
1925 July	3,173,397	2 21,269	2 9,459	5,124	.16	4,222	1- 752	1-1.21
1925 September	2,966,221	2 19,514	2 12,933	5,036	.17	1,709	1-1,736	1-2.95
1925 December	3,392,829	2 23,182	2 8,505	1,708	.05	656	1-5,172	1-2.09
1926 May	7,496,083	37,678	(2)	2,725	.04	(4)		
1926 July	3,235,225	37,231	(2)	1,789	.06	(4)		
1926 September	1,957,725	21,843	(2)	9,466	.48	(4)		
1926 December	2,602,906	24,450	(2)	6,723	.26	(4)		
1927 May	3,845,526	23,618	(2)	5,720	.15	2,003	1-1,920	1-2.86
1927 July	1,909,061	26,531	(2)	6,835	.35	(4)		
1927 September	1,897,730	19,719	(2)	12,826	.68	(4)		
1927 December	2,250,261	25,190	(2)	10,888	.48	(4)		
1928 March	328,045	7,377	(2)	2,306	.70	(4)		
1928 May	1,921,480	10,390	(2)	7,651	.40	(4)		
1928 July	2,413,383	10,107	(2)	15,288	.63	(4)		
1928 September	1,924,704	18,868	(2)	4,902	.25	(4)		
1928 December	2,215,679	28,146	(2)	7,581	.34	(4)		
1929 March	212,125	5,926	(2)	6,681	3.15	(4)		
1929 May	3,176,459	18,724	(2)	21,309	.67	(4)		
1929 July	2,203,790	12,098	(2)	11,972	.54	(4)		
1929 September	2,678,200	18,368	(2)	11,371	.42	(4)		
1929 December	4,910,162	20,379	(2)	22,116	.45	(4)		
1930 March	381,647	6,674	(2)	7,004	1.84	(4)		
1930 May	5,534,843	32,574	(2)	13,804	.25	(4)		
1930 July	2,747,105	14,082	(2)	5,137	.19	(4)		
1930 September	2,391,699	13,948	(2)	10,344	.43	(4)		
1930 December	3,170,739	28,536	(2)	8,600	.27	5,817	1- 545	1-1.48
1931 March	261,617	10,018	(2)	9,366	3.58	8,222	1- 32	1-1.14
1931 May	1,561,450	51,127	(2)	5,439	.35	6,278	1- 296	1-1.03
1931 July	1,638,851	17,711	(2)	2,349	.14	1,621	1-1,011	1-1.45
1931 September	1,324,414	13,569	(2)	2,745	.21	589	1-2,249	1-4.66
1931 December	1,205,746	8,745	(2)	604	.06	336	1-3,589	1-1.98
1932 March	51,832	2,478	(2)	2,677	5.16	1,795	1- 29	1-1.49
1932 May	4,046,177	12,297	(2)	8,439	.21	2,908	1-1,391	1-2.60
1932 July	2,034,226	13,198	(2)	13,375	.66	4,389	1- 463	1-3.05
1932 September	1,251,915	9,790	(2)	9,369	.75	5,076	1- 247	1-1.85
1932 December	2,146,611	13,990	(2)	7,846	.37	2,529	1- 849	1-3.10
1933 May	2,000,349	10,464	(2)	8,712	.44	3,790	1- 528	1-2.30
1933 July	1,993,492	5,364	(2)	2,442	.12	1,820	1-1,065	1-1.34
1933 September	3,125,618	5,721	(2)	4,448	.14	1,807	1-1,730	1-2.46
1933 December	2,362,069	9,460	(2)	4,457	.19	1,233	1-1,916	1-3.61
1934 May	2,847,790	12,944	(2)	2,452	.09	1,360	1-2,064	1-1.89
1934 July	1,455,908	9,636	(2)	3,702	.26	1,046	1-1,392	1-3.63
1934 September	1,793,104	10,845	(2)	6,043	.34	3,227	1- 650	1-1.87
1934 December	1,878,248	14,202	(2)	9,298	.60	1,484	1-1,205	1-6.27
1935 May	2,322,065	17,417	(2)	11,987	.52	2,044	1-1,136	1-1.89
1935 July	1,288,643	12,520	(2)	5,619	.44	473	1-2,727	1- 5.74
1935 September	1,470,675	10,454	(2)	5,298	.36	923	1-1,593	1- 5.74
1935 December	1,903,648	19,300	(2)	4,059	.21	2,647	1- 719	1- 1.63

<sup>1</sup> This column shows the quantity settled by delivery and paid for, whereas the figures in the column to the left, giving the volume settled by notices passed, show the amount settled by delivery but not paid for, the notices being passed on to others.

<sup>2</sup> The larger volume of contracts settled by notices passed as compared to the amount of contracts open at the beginning of the delivery month is due to the fact that additional contracts made and held open during the delivery month were also settled by notices passed.

<sup>3</sup> Passing of notices was discontinued Jan. 6, 1926, when the new clearing house began to function.

<sup>4</sup> Quantity of actual wheat involved in the delivery not known.

TABLE 19.—Variations in daily volume of trading in all wheat futures combined on the Chicago Board of Trade, showing the number and percentage of days on which the varying volumes occurred for the period Jan. 3, 1921, to Dec. 31, 1935

Volume of trading	Days		Cumulative percentage	Volume of trading	Days		Cumulative percentage
	Number	Percent			Number	Percent	
<i>Million bushels</i>				<i>Million bushels</i>			
Under 5 <sup>1</sup> .....	7	0.16	0.16	90 to 95.....	18	0.40	99.02
5 to 10.....	166	3.69	3.85	95 to 100.....	9	.20	99.22
10 to 15.....	345	7.07	11.52	100 to 105.....	5	.11	99.33
15 to 20.....	499	11.10	22.62	105 to 110.....	9	.20	99.53
20 to 25.....	529	11.76	34.38	110 to 115.....	5	.11	99.64
25 to 30.....	497	11.05	45.43	115 to 120.....	3	.07	99.71
30 to 35.....	495	11.01	56.44	120 to 125.....	.....	.....	99.71
35 to 40.....	430	9.56	66.00	125 to 130.....	4	.09	99.80
40 to 45.....	341	7.58	73.58	130 to 135.....	2	.04	99.84
45 to 50.....	296	6.58	80.16	135 to 140.....	1	.02	99.86
50 to 55.....	233	5.18	85.34	140 to 145.....	2	.05	99.91
55 to 60.....	167	3.71	89.05	145 to 150.....	2	.05	99.96
60 to 65.....	144	3.20	92.25	150 to 155.....	.....	.....	99.96
65 to 70.....	93	2.07	94.32	155 to 160.....	1	.02	99.98
70 to 75.....	79	1.76	96.08	160 to 165 <sup>2</sup> .....	1	.02	100.00
75 to 80.....	47	1.05	97.13				
80 to 85.....	39	.87	98.00				
85 to 90.....	28	.62	98.62	Total.....	4,497	100.00	.....

<sup>1</sup>The smallest volume of trading was 1,202,000 bushels on Monday, Aug. 14, 1933.

<sup>2</sup>The largest volume of trading was 163,099,000 bushels on Thursday, July 20, 1933.

TABLE 20.—Open commitments (1 side only) on the Minneapolis Chamber of Commerce in the May, July, September, and December wheat futures at the end of each week, Jan. 7, 1933, to Dec. 28, 1935

[In thousand bushels, i. e., 000 omitted]

Week ended—	May future	July future	September future	December future	All futures combined
1933					
Jan. 7.....	20,189	911	.....	.....	21,100
Jan. 14.....	19,075	2,425	.....	.....	21,500
Jan. 21.....	18,788	3,035	.....	.....	21,823
Jan. 28.....	18,229	3,089	.....	.....	21,918
Feb. 4.....	17,997	3,892	12	.....	21,901
Feb. 11.....	17,407	4,825	72	.....	22,304
Feb. 18.....	17,194	5,279	105	.....	22,578
Feb. 25.....	16,262	6,851	181	.....	23,294
Mar. 4 <sup>1</sup> .....	14,603	8,320	883	.....	23,806
Mar. 11 <sup>1</sup> .....	14,603	8,320	883	.....	23,806
Mar. 18.....	14,290	8,427	1,054	.....	23,771
Mar. 25.....	12,749	8,893	1,997	.....	23,639
Apr. 1.....	11,668	9,275	2,427	.....	23,370
Apr. 8.....	9,317	8,624	5,229	.....	23,170
Apr. 15.....	7,061	8,713	6,973	.....	22,747
Apr. 22.....	3,846	10,642	8,272	.....	22,760
Apr. 29.....	1,274	11,603	9,793	.....	22,670
May 6.....	363	11,401	11,071	.....	22,835
May 13.....	185	10,993	11,984	.....	23,162
May 20.....	134	10,183	12,401	.....	22,718
May 27.....	37	9,267	.....	27	22,260
June 3.....	.....	8,080	13,819	.....	21,956
June 10.....	.....	5,948	16,181	184	22,313
June 17.....	.....	3,929	18,435	1,595	23,059
June 24.....	.....	2,400	20,012	2,401	24,810
July 1.....	.....	552	19,866	4,529	24,947
July 8.....	.....	364	18,784	5,822	24,070
July 15.....	.....	244	17,761	7,254	25,259
July 22 <sup>2</sup> .....	.....	145	16,652	8,427	25,224
July 29.....	.....	30	14,792	9,864	24,686
Aug. 5.....	.....	.....	12,647	11,741	24,388
Aug. 12.....	.....	.....	11,076	14,129	25,205
Aug. 19.....	.....	.....	8,626	17,052	26,101
Aug. 26.....	423	.....	5,975	19,176	26,028
Sept. 1.....	875	.....	722	20,981	23,029
Sept. 8.....	1,326	.....	92	21,819	23,704
Sept. 15.....	1,793	.....	.....	.....	.....

<sup>1</sup> Figures are for Mar. 3. The exchange was closed Mar. 4 to Mar. 15, 1933, inclusive, due to the bank holiday.

<sup>2</sup> Figures are for July 20. The exchange was closed on July 21 and July 22, 1933.

TABLE 20.—Open commitments (1 side only) on the Minneapolis Chamber of Commerce in the May, July, September, and December wheat futures at the end of each week, Jan. 7, 1933, to Dec. 28, 1935—Continued

[In thousand bushels, i. e., 000 omitted]

Week ended—	May future	July future	September future	December future	All futures combined
1933					
Sept. 16.....	3,892		21	22,177	26,090
Sept. 23.....	4,996		6	21,702	26,704
Sept. 30.....	6,014			21,083	27,097
Oct. 7.....	6,929			20,328	27,257
Oct. 14.....	7,919			19,616	27,535
Oct. 21.....	8,633			17,190	25,823
Oct. 28.....	9,684	11		15,639	25,334
Nov. 4.....	10,604	16		14,249	24,869
Nov. 10.....	12,719	92		12,862	25,676
Nov. 18.....	15,023	143		9,877	25,043
Nov. 25.....	18,150	434		5,723	24,307
Dec. 2.....	20,170	778		538	21,496
Dec. 9.....	19,691	952		363	21,006
Dec. 16.....	19,922	1,117		215	21,254
Dec. 22.....	19,593	1,582		61	21,236
Dec. 30.....	19,314	1,874			21,188
1934					
Jan. 6.....	19,277	2,107			21,384
Jan. 13.....	18,781	2,895			21,676
Jan. 20.....	17,928	3,415			21,343
Jan. 27.....	17,118	3,730	145		20,993
Feb. 3.....	16,598	4,051	229		20,878
Feb. 10.....	15,963	4,561	263		20,787
Feb. 17.....	15,456	4,586	279		20,321
Feb. 24.....	14,043	4,630	318		18,991
Mar. 3.....	13,167	5,042	344		18,553
Mar. 10.....	12,361	5,634	470		18,471
Mar. 17.....	11,607	6,323	571		18,501
Mar. 24.....	11,238	6,452	683		18,373
Mar. 31.....	10,524	6,681	956		18,161
Apr. 7.....	9,692	6,991	1,048		17,731
Apr. 14.....	8,127	7,507	1,144		16,778
Apr. 21.....	5,160	7,986	1,780		14,932
Apr. 28.....	2,125	9,003	3,008		14,136
May 5.....	711	9,717	3,741		14,169
May 12.....	282	8,789	4,244		13,315
May 19.....	162	8,258	4,439		12,859
May 26.....	79	7,727	5,480		13,286
June 2.....		6,520	7,818		14,338
June 9.....		5,183	9,029		14,212
June 16.....		4,243	9,617		13,860
June 23.....		3,332	10,643		13,975
June 30.....		1,946	11,495		13,662
July 7.....		970	11,639	61	12,862
July 14.....		251	10,990	325	12,524
July 21.....		216	10,519	1,041	12,763
July 28.....		82	10,401	2,058	13,718
Aug. 4.....	752		9,316	3,235	14,774
Aug. 11.....	2,241		7,517	4,406	15,541
Aug. 18.....	3,041		5,775	5,783	15,543
Aug. 25.....	4,253		4,414	7,027	16,706
Sept. 1.....	5,095		2,728	8,039	17,267
Sept. 8.....	6,048		1,859	9,444	17,294
Sept. 15.....	7,042		1,497	9,387	17,694
Sept. 22.....	7,450		422	9,055	16,515
Sept. 29.....	7,715			8,643	16,905
Oct. 6.....	7,939			8,250	16,147
Oct. 13.....	8,294			7,208	15,257
Oct. 20.....	8,607			6,993	15,371
Oct. 27.....	8,905			6,794	15,286
Nov. 3.....	9,203			6,321	14,906
Nov. 10.....	9,371			5,703	14,290
Nov. 17.....	9,825			4,919	14,116
Nov. 24.....	10,334	23		4,201	14,073
Dec. 1.....	11,626	312		3,716	13,682
Dec. 8.....	11,836	572		1,644	13,071
Dec. 15.....	11,655	697		663	12,615
Dec. 22.....	11,672	790		463	12,613
Dec. 29.....	11,299	800		181	12,174
Dec. 29.....				66	
1935					
Jan. 5.....	11,047	932	5		11,984
Jan. 12.....	10,282	1,048	32		11,362
Jan. 19.....	9,924	1,080	59		11,066
Jan. 26.....	9,667	1,234	71		10,972

TABLE 20.—Open commitments (1 side only) on the Minneapolis Chamber of Commerce in the May, July, September, and December wheat futures at the end of each week, Jan. 7, 1933, to Dec. 28, 1935—Continued

[In thousand bushels, i. e., 000 omitted]

Week ended—	May future	July future	September future	December future	All futures combined
1935					
Feb. 2.....	9,409	1,315	82	-----	10,806
Feb. 9.....	9,172	1,353	82	-----	10,607
Feb. 16.....	8,980	1,376	87	-----	10,463
Feb. 23.....	8,792	1,385	118	-----	10,295
Mar. 2.....	8,677	1,784	148	-----	10,609
Mar. 9.....	8,440	1,941	161	-----	10,548
Mar. 16.....	8,058	2,026	192	-----	10,276
Mar. 23.....	7,711	2,231	278	-----	10,220
Mar. 30.....	7,588	2,408	459	-----	10,455
Apr. 6.....	7,174	2,584	620	-----	10,378
Apr. 13.....	5,514	3,134	869	-----	9,517
Apr. 20.....	5,036	3,644	1,228	-----	9,908
Apr. 27.....	3,483	3,826	2,230	-----	9,539
May 4.....	2,382	4,065	2,460	5	8,912
May 11.....	1,272	4,097	2,857	60	8,286
May 18.....	1,017	4,164	3,209	112	8,502
May 25.....	542	4,266	3,365	223	8,396
June 1.....	-----	4,321	3,608	389	8,318
June 8.....	-----	3,991	3,788	445	8,224
June 15.....	-----	3,705	3,966	550	8,221
June 22.....	-----	3,509	4,341	856	8,706
June 29.....	-----	3,048	5,011	1,091	9,150
July 6.....	-----	2,308	5,408	1,224	8,940
July 13.....	-----	1,684	4,894	1,311	7,889
July 20.....	-----	750	5,007	2,295	8,052
July 27.....	-----	343	5,930	2,663	8,936
Aug. 3.....	80	-----	5,821	2,825	8,706
Aug. 10.....	595	-----	5,323	3,277	9,196
Aug. 17.....	1,060	-----	5,110	3,617	9,787
Aug. 24.....	1,641	-----	4,435	4,790	10,836
Aug. 31.....	2,507	-----	2,593	5,401	10,501
Sept. 7.....	2,489	-----	1,823	5,924	10,236
Sept. 14.....	2,660	-----	1,633	5,940	10,233
Sept. 21.....	2,999	-----	1,150	6,963	11,112
Sept. 28.....	3,588	-----	981	7,262	11,831
Oct. 5.....	4,288	310	-----	7,811	12,409
Oct. 11.....	4,482	395	-----	7,627	12,504
Oct. 19.....	4,044	513	-----	6,947	12,104
Oct. 26.....	4,719	516	-----	6,191	11,426
Nov. 2.....	4,978	466	-----	5,514	10,958
Nov. 9.....	5,412	455	-----	5,238	11,105
Nov. 16.....	6,031	509	-----	4,247	10,787
Nov. 23.....	6,677	478	-----	3,478	10,633
Nov. 30.....	7,260	578	-----	2,223	10,061
Dec. 7.....	7,239	680	-----	1,681	9,600
Dec. 14.....	7,458	820	-----	295	8,573
Dec. 21.....	7,492	857	-----	173	8,522
Dec. 28.....	7,509	904	-----	32	8,445

TABLE 21.—Open commitments (1 side only) on the Kansas City Board of Trade in the May, July, September, and December wheat futures at the end of each week, Jan. 7, 1933, to Dec. 28, 1935

[In thousand bushels, i. e., 000 omitted]

Week ended—	May future	July future	September future	December future	All futures combined
1933					
Jan. 7.....	-----	-----	-----	-----	-----
Jan. 14.....	27,760	4,606	92	-----	32,467
Jan. 21.....	27,709	4,627	121	-----	32,457
Jan. 28.....	27,736	4,632	290	-----	32,658
Feb. 4.....	27,531	4,825	503	-----	32,859
Feb. 11.....	27,122	5,038	1,500	-----	33,660
Feb. 18.....	25,093	5,949	2,406	-----	33,448
Feb. 25.....	23,390	6,689	2,452	-----	32,531
Mar. 4.....	23,048	9,770	2,688	-----	35,515
Mar. 11.....	22,366	10,044	2,864	-----	35,274
Mar. 11.....	22,366	10,044	2,864	-----	35,274

<sup>1</sup> Figures are for Mar. 3. The exchange was closed Mar. 4 to Mar. 15, 1933, inclusive, due to the bank holiday.

TABLE 21.—Open commitments (1 side only) on the Kansas City Board of Trade in the May, July, September, and December wheat futures at the end of each week, Jan. 7, 1933, to Dec. 28, 1935—Continued

[In thousand bushels, i. e., 000 omitted]

Week ended—	May future	July future	September future	December future	All futures combined
1933					
Mar. 18.....	20,261	9,900	3,119	-----	33,280
Mar. 26.....	17,493	10,205	3,629	-----	31,417
Apr. 1.....	15,592	11,046	4,201	-----	30,838
Apr. 8.....	11,696	11,313	5,856	-----	28,765
Apr. 15.....	8,876	11,224	7,633	-----	27,733
Apr. 22.....	4,911	12,682	9,898	-----	27,391
Apr. 29.....	2,526	12,482	10,656	105	25,829
May 6.....	551	12,315	10,850	539	24,255
May 13.....	241	11,878	11,044	1,907	24,170
May 20.....	108	11,474	11,618	1,477	24,677
May 27.....	35	10,272	11,892	2,340	24,539
June 3.....	-----	9,784	12,031	3,243	25,058
June 10.....	-----	8,227	13,111	5,161	26,499
June 17.....	-----	6,822	13,381	7,789	27,989
June 24.....	-----	4,343	13,448	10,536	28,327
July 1.....	447	812	16,743	13,221	31,223
July 8.....	1,312	324	13,928	14,349	29,913
July 15.....	1,952	235	12,822	16,991	32,000
July 22.....	2,624	98	11,088	19,570	33,390
July 29.....	3,083	26	9,372	17,455	29,936
Aug. 5.....	3,503	-----	8,353	17,585	29,441
Aug. 12.....	3,486	-----	7,543	17,879	28,908
Aug. 19.....	3,591	-----	5,726	18,784	28,161
Aug. 26.....	4,035	-----	4,471	18,996	27,502
Sept. 1.....	4,875	-----	496	20,637	26,008
Sept. 9.....	5,205	-----	277	20,083	26,165
Sept. 16.....	6,086	-----	119	20,405	26,610
Sept. 23.....	6,357	-----	41	20,169	26,567
Sept. 30.....	6,738	-----	-----	20,020	26,788
Oct. 7.....	6,929	13	-----	18,805	25,747
Oct. 14.....	7,043	43	-----	18,578	25,664
Oct. 21.....	8,468	305	-----	14,047	23,429
Oct. 28.....	9,310	447	-----	13,420	23,177
Nov. 4.....	10,002	449	-----	12,613	23,084
Nov. 10.....	11,401	518	-----	11,331	23,250
Nov. 18.....	14,145	634	-----	7,496	22,275
Nov. 25.....	15,440	1,143	-----	5,826	22,409
Dec. 2.....	17,916	1,947	-----	406	20,269
Dec. 9.....	18,592	2,104	-----	172	20,868
Dec. 16.....	18,594	2,193	-----	41	20,828
Dec. 22.....	18,638	2,174	-----	6	20,818
Dec. 30.....	18,283	2,255	-----	-----	20,538
1934					
Jan. 6.....	17,859	2,363	1	-----	20,223
Jan. 13.....	17,680	2,507	1	-----	20,188
Jan. 20.....	17,801	2,714	1	-----	20,516
Jan. 27.....	17,731	2,810	1	-----	20,542
Feb. 3.....	17,572	3,013	2	-----	20,587
Feb. 10.....	17,389	3,174	52	-----	20,615
Feb. 17.....	17,588	3,119	107	-----	20,814
Feb. 24.....	17,584	3,033	107	-----	20,724
Mar. 3.....	17,512	3,208	113	-----	20,823
Mar. 10.....	16,686	3,712	148	-----	20,546
Mar. 17.....	15,615	3,940	153	-----	19,708
Mar. 24.....	14,914	4,391	163	-----	19,468
Mar. 31.....	14,374	4,754	199	-----	19,327
Apr. 7.....	13,219	5,370	289	-----	18,878
Apr. 14.....	11,703	6,152	776	-----	18,631
Apr. 21.....	8,391	7,441	1,279	-----	17,111
Apr. 28.....	5,626	9,077	1,893	-----	16,596
May 5.....	673	10,962	2,921	-----	14,258
May 12.....	251	10,554	3,391	-----	14,196
May 19.....	103	10,174	3,903	-----	14,240
May 26.....	46	9,507	4,487	-----	14,040
June 2.....	-----	8,493	5,893	37	14,423
June 9.....	-----	6,081	7,982	251	14,294
June 16.....	-----	4,585	8,724	520	13,829
June 23.....	-----	3,192	9,574	1,425	14,101
June 30.....	-----	1,174	11,093	3,582	15,849
July 7.....	-----	656	11,160	4,858	16,674
July 14.....	-----	459	10,936	7,047	18,442
July 21.....	-----	261	10,872	10,501	21,694
July 28.....	-----	27	9,929	12,687	22,761
Aug. 4.....	2,257	118	8,093	12,779	23,129
Aug. 11.....	3,797	-----	7,505	13,314	24,616

WHEAT FUTURES

45

TABLE 21.—Open commitments (1 side only) on the Kansas City Board of Trade in the May, July, September, and December wheat futures at the end of each week, Jan. 7, 1933, to Dec. 28, 1935—Continued

[In thousand bushels, i. e., 000 omitted]

Week ended—	May future	July future	September future	December future	All futures combined
1934					
Aug. 18	3,982		6,048	13,236	23,266
Aug. 25	5,058		4,935	14,040	24,033
Sept. 1	6,925		718	15,247	22,890
Sept. 8	9,034		570	14,147	23,751
Sept. 15	9,833		199	12,980	23,012
Sept. 22	10,352		102	12,738	23,192
Sept. 29	10,660	87		12,476	23,223
Oct. 6	10,661	251		11,293	22,205
Oct. 13	10,769	398		11,131	22,298
Oct. 20	11,051	510		10,847	22,408
Oct. 27	11,221	561		10,384	22,166
Nov. 3	11,401	811		9,254	21,466
Nov. 10	12,080	1,424		7,690	21,174
Nov. 17	13,509	1,953		6,283	21,745
Nov. 24	14,481	2,055		4,898	21,404
Dec. 1	15,379	2,369		2,318	20,066
Dec. 8	15,412	2,707		1,253	19,372
Dec. 15	15,457	2,856		642	18,955
Dec. 22	15,055	3,767		448	19,270
Dec. 29	15,327	4,255		207	19,849
1935					
Jan. 5	15,244	4,840			20,084
Jan. 12	14,541	4,936			19,477
Jan. 19	13,598	4,883	25		18,506
Jan. 26	13,567	4,958	30		18,555
Feb. 2	13,339	5,012	36		18,387
Feb. 9	12,694	5,038	53		17,785
Feb. 16	12,134	5,072	52		17,268
Feb. 23	11,620	5,356	134		17,116
Mar. 2	11,295	5,502	326		17,123
Mar. 9	10,845	5,607	314		16,766
Mar. 16	10,386	5,609	417		16,412
Mar. 23	9,573	6,016	535		16,124
Mar. 30	8,860	6,040	652		15,552
Apr. 6	8,002	5,753	661		14,506
Apr. 13	5,605	6,585	1,158		13,408
Apr. 20	4,287	7,976	2,265		14,528
Apr. 27	3,428	8,729	3,497		15,651
May 4	1,650	8,802	4,150		14,702
May 11	1,033	8,747	4,123		13,903
May 18	575	8,768	5,926		15,289
May 25	278	8,271	5,950		14,499
June 1		8,275	6,738		15,013
June 8		8,121	6,997	8	15,126
June 15		8,344	6,422	88	14,854
June 22		9,367	6,683	340	16,390
June 29		9,319	7,142	1,219	17,680
July 6		8,353	7,777	1,906	18,036
July 13		4,350	8,652	2,976	15,987
July 20		2,671	9,485	4,136	16,292
July 27	25	574	10,023	5,317	15,939
Aug. 3	644		9,918	6,200	16,858
Aug. 10	1,314		8,623	6,947	16,884
Aug. 17	1,854		6,922	7,861	16,637
Aug. 24	2,660		5,702	8,219	16,571
Aug. 31	3,903		4,277	8,903	17,083
Sept. 7	4,408		980	9,426	14,874
Sept. 14	5,299		587	9,494	15,370
Sept. 21	5,978		255	9,115	15,348
Sept. 28	6,322		18	9,212	15,552
Oct. 5	6,277	304		9,532	16,113
Oct. 11	6,720	380		8,820	15,929
Oct. 19	7,427	571		8,220	16,218
Oct. 26	8,098	629		7,873	16,600
Nov. 2	8,631	726		6,929	16,286
Nov. 9	8,551	807		6,113	15,501
Nov. 16	9,308	1,021		5,101	15,520
Nov. 23	9,531	1,064		4,262	14,857
Nov. 30	10,201	1,204		3,008	14,413
Dec. 7	11,115	1,313		1,399	13,827
Dec. 14	11,662	1,503		865	14,090
Dec. 21	11,912	1,643		288	13,843
Dec. 28	11,713	1,576		6	13,295

TABLE 22.—Highest and lowest prices paid for wheat futures on the Chicago Board of Trade from Jan. 2, 1877, to Dec. 31, 1935 <sup>1</sup>

Future	Highest price per bushel	Date high was made	Lowest price per bushel	Date low was made
May wheat.....	\$3. 25	May 11, 1917	\$0. 43 <sup>1</sup> / <sub>2</sub>	Dec. 28, 1932
July wheat.....	2. 75	May 12, 1917	. 43 <sup>3</sup> / <sub>8</sub>	Do.
September wheat.....	2. 46	.....do.....	. 44 <sup>5</sup> / <sub>8</sub>	Sept. 30, 1931
December wheat.....	2. 75	July 15, 1920	. 41 <sup>1</sup> / <sub>2</sub>	Nov. 26, 1932

<sup>1</sup> No complete record of future transactions available prior to 1877. From August 27, 1917, to July 14, 1920, on account of the World War trading in wheat futures was suspended.

TABLE 23.—Days on which the price of wheat futures on the Chicago Board of Trade advanced or declined to the limit permitted for the day or reached the pegged or minimum price allowed to be paid for the future from Mar. 16, 1933, to Dec. 31, 1935 <sup>1</sup>

Date limit or pegged price was reached	Future	High of limit	Low of limit	Pegged or minimum price allowed to be paid
1933				
Mar. 16.....	1933 May.....	\$0. 53 <sup>7</sup> / <sub>8</sub>		
	1933 July.....	. 53 <sup>7</sup> / <sub>8</sub>		
	1933 September.....	. 55		
July 24.....	1933 July.....			\$0. 90
	1933 September.....			. 92
July 25.....	1933 December.....			. 95 <sup>1</sup> / <sub>2</sub>
	1934 May.....			1. 00
July 27.....	1933 July.....			. 90
	1933 December.....	1. 10 <sup>7</sup> / <sub>8</sub>		
July 28.....	1933 July.....		\$0. 99	
	1933 September.....		1. 02 <sup>1</sup> / <sub>8</sub>	
	1933 December.....		1. 05 <sup>1</sup> / <sub>8</sub>	
	1934 May.....		1. 09 <sup>7</sup> / <sub>8</sub>	
July 29.....	1933 July.....		. 94	
	1933 September.....		. 97 <sup>1</sup> / <sub>8</sub>	
	1933 December.....		1. 00 <sup>3</sup> / <sub>8</sub>	
July 31.....	1934 May.....		1. 04 <sup>1</sup> / <sub>8</sub>	
	1933 September.....		. 92 <sup>1</sup> / <sub>8</sub>	
	1933 December.....		. 95 <sup>1</sup> / <sub>8</sub>	
Aug. 1.....	1934 May.....		. 99 <sup>7</sup> / <sub>8</sub>	
	1933 September.....	. 97 <sup>1</sup> / <sub>8</sub>		
	1933 December.....	1. 00 <sup>3</sup> / <sub>8</sub>		
Aug. 2.....	1934 May.....	1. 04 <sup>7</sup> / <sub>8</sub>		
	1933 September.....	1. 02 <sup>1</sup> / <sub>8</sub>		
	1933 December.....	1. 05 <sup>1</sup> / <sub>8</sub>		
Aug. 11.....	1934 May.....	1. 09 <sup>7</sup> / <sub>8</sub>		
	1933 September.....		. 95 <sup>1</sup> / <sub>2</sub>	
	1933 December.....		. 98 <sup>1</sup> / <sub>2</sub>	
Aug. 12.....	1934 May.....		1. 02 <sup>1</sup> / <sub>8</sub>	
	1933 September.....			. 92 <sup>1</sup> / <sub>8</sub>
	1933 December.....			. 95 <sup>1</sup> / <sub>8</sub>
Aug. 14.....	1934 May.....			. 99 <sup>1</sup> / <sub>8</sub>
	1933 September.....			. 92 <sup>1</sup> / <sub>8</sub>
	1933 December.....			. 95 <sup>1</sup> / <sub>8</sub>
Aug. 15.....	1934 May.....			. 99 <sup>1</sup> / <sub>8</sub>
	1933 September.....			. 92 <sup>1</sup> / <sub>8</sub>
	1933 December.....			. 95 <sup>1</sup> / <sub>8</sub>
Aug. 16.....	1934 May.....			. 99 <sup>1</sup> / <sub>8</sub>
	1933 September.....		. 87 <sup>1</sup> / <sub>8</sub>	
	1933 December.....		. 90 <sup>1</sup> / <sub>8</sub>	
Aug. 17.....	1934 May.....		. 94 <sup>1</sup> / <sub>8</sub>	
	1933 September.....		. 82 <sup>1</sup> / <sub>8</sub>	
	1933 December.....		. 85 <sup>1</sup> / <sub>8</sub>	
Aug. 18.....	1934 May.....		. 89 <sup>1</sup> / <sub>8</sub>	
	1933 September.....		. 84 <sup>1</sup> / <sub>8</sub>	
	1933 December.....		. 88	
Aug. 29.....	1934 May.....		. 91 <sup>1</sup> / <sub>8</sub>	
	1933 September.....		. 82 <sup>1</sup> / <sub>8</sub>	
	1933 December.....		. 86 <sup>1</sup> / <sub>8</sub>	
Sept. 21.....	1934 May.....		. 90 <sup>1</sup> / <sub>8</sub>	
	1933 September.....		. 87 <sup>1</sup> / <sub>8</sub>	
	1933 December.....		. 90 <sup>1</sup> / <sub>8</sub>	
	1934 May.....		. 95	

<sup>1</sup> See text for explanation of limits and pegged prices. No limits in force during Mar. 18 to July 20, 1933.



TABLE 23.—Days on which the price of wheat futures on the Chicago Board of Trade advanced or declined to the limit permitted for the day or reached the pegged or minimum price allowed to be paid for the future from Mar. 16, 1933, to Dec. 31, 1935—Continued

Date limit or pegged price was reached	Future	High of limit	Low of limit	Pegged or minimum price allowed to be paid
1933				
Oct. 13.	1933 December		\$0.78 <sup>7</sup> / <sub>8</sub>	
	1934 May		.82 <sup>7</sup> / <sub>8</sub>	
	1934 July		.80 <sup>7</sup> / <sub>8</sub>	
Oct. 16.	1933 December		.69 <sup>7</sup> / <sub>8</sub>	
	1934 May		.73 <sup>7</sup> / <sub>8</sub>	
	1933 December	\$0.74 <sup>1</sup> / <sub>2</sub>		
Oct. 17.	1934 May	.78 <sup>7</sup> / <sub>8</sub>		
	1934 July	.77		
	1933 December	.84 <sup>1</sup> / <sub>2</sub>		
Oct. 20.	1934 May	.85 <sup>1</sup> / <sub>2</sub>		
	1934 July	.83 <sup>3</sup> / <sub>4</sub>		
	1934 May	.90 <sup>3</sup> / <sub>8</sub>		
May 10.	1934 July	.88 <sup>3</sup> / <sub>8</sub>		
	1934 September	.89 <sup>3</sup> / <sub>8</sub>		
	1934 May	.98 <sup>1</sup> / <sub>4</sub>		
May 28.	1934 July	.96 <sup>3</sup> / <sub>8</sub>		
	1934 September	.97 <sup>1</sup> / <sub>2</sub>		
	1934 May	1.03 <sup>3</sup> / <sub>8</sub>		
May 31.	1934 July	1.02 <sup>3</sup> / <sub>8</sub>		
	1934 July (old style)	.92 <sup>7</sup> / <sub>8</sub>		
	1934 July (new style)	.92 <sup>1</sup> / <sub>2</sub>		
July 11.	1934 September (old style)	.93 <sup>3</sup> / <sub>8</sub>		
	1934 September (new style)	.93 <sup>3</sup> / <sub>8</sub>		
	1934 December (old style)	.95		
	1934 December (new style)	.94 <sup>1</sup> / <sub>2</sub>		
	1934 September (old style)		1.04	
Aug. 11.	1934 September (new style)		1.04	
	1934 December (old style)		1.07	
	1934 December (new style)		1.07	
June 28.	1935 May		1.10	
	1935 September	.85 <sup>1</sup> / <sub>2</sub>		
	1935 July		.81	
July 5.	1935 September		.81 <sup>7</sup> / <sub>8</sub>	
	1935 December		.83 <sup>7</sup> / <sub>8</sub>	
	1936 May	.98 <sup>3</sup> / <sub>8</sub>		
July 27.	1935 December	1.07 <sup>1</sup> / <sub>2</sub>		
	1936 May	1.06 <sup>1</sup> / <sub>2</sub>		
	1936 July	.97 <sup>1</sup> / <sub>2</sub>		
Oct. 2.	1935 December	1.01 <sup>1</sup> / <sub>2</sub>		
	1936 May	1.00 <sup>1</sup> / <sub>2</sub>		
	1936 July	.92 <sup>3</sup> / <sub>8</sub>		
Dec. 13.	1935 December		1.01 <sup>1</sup> / <sub>4</sub>	
	1936 May			
	1936 July			
Dec. 27.	1935 December			
	1936 May			
	1936 July			

TABLE 24.—Highest and lowest prices, the seasonal range, and the average daily range in prices per bushel for the life of each of the principal wheat futures traded in on the Chicago Board of Trade and expiring during the period Jan. 3, 1921, to Dec. 31, 1935<sup>1</sup>

[In cents per bushel]

Future	Highest price	Date	Lowest price	Date	Range for life of future	Average daily range for life of future
1921 March	Cents 270	July 15, 1920	Cents 147	Nov. 20, 1920	Cents 129	Cents 5 <sup>1</sup> / <sub>2</sub>
1928 March	153 <sup>3</sup> / <sub>4</sub>	Aug. 11, 1927	124 <sup>3</sup> / <sub>4</sub>	Oct. 24, 1927	29 <sup>3</sup> / <sub>8</sub>	1 <sup>3</sup> / <sub>8</sub>
1929 March	129 <sup>1</sup> / <sub>2</sub>	Feb. 15, 1929	112 <sup>7</sup> / <sub>8</sub>	Jan. 5, 1929	16 <sup>3</sup> / <sub>4</sub>	1 <sup>3</sup> / <sub>8</sub>
1930 March	163	July 29, 1929	98 <sup>3</sup> / <sub>4</sub>	Feb. 25, 1930	64 <sup>1</sup> / <sub>4</sub>	2 <sup>3</sup> / <sub>8</sub>
1931 March (old style)	111	Aug. 7, 1930	72 <sup>3</sup> / <sub>8</sub>	(Nov. 12, 1930 Nov. 17, 1930)	38 <sup>3</sup> / <sub>8</sub>	1 <sup>1</sup> / <sub>4</sub>
1931 March (new style)	85 <sup>3</sup> / <sub>8</sub>	Oct. 23, 1930	72 <sup>1</sup> / <sub>2</sub>	do.	12 <sup>7</sup> / <sub>8</sub>	5 <sup>1</sup> / <sub>8</sub>
1932 March	71 <sup>1</sup> / <sub>4</sub>	Nov. 9, 1931	47 <sup>1</sup> / <sub>4</sub>	Oct. 5, 1931	24	1 <sup>3</sup> / <sub>8</sub>
1921 May	187	May 31, 1921	119 <sup>1</sup> / <sub>2</sub>	Apr. 14, 1921	67 <sup>1</sup> / <sub>2</sub>	4 <sup>3</sup> / <sub>8</sub>
1922 May	149 <sup>7</sup> / <sub>8</sub>	Feb. 27, 1922	103 <sup>1</sup> / <sub>4</sub>	Nov. 4, 1921	46 <sup>3</sup> / <sub>4</sub>	3 <sup>3</sup> / <sub>8</sub>
1923 May	127 <sup>1</sup> / <sub>4</sub>	Apr. 20, 1923	104 <sup>3</sup> / <sub>4</sub>	Sept. 14, 1922	22 <sup>3</sup> / <sub>4</sub>	1 <sup>3</sup> / <sub>8</sub>
1924 May	114 <sup>3</sup> / <sub>8</sub>	Oct. 8, 1923	100 <sup>1</sup> / <sub>2</sub>	Mar. 28, 1924	14 <sup>3</sup> / <sub>8</sub>	1 <sup>3</sup> / <sub>8</sub>
1925 May	205 <sup>3</sup> / <sub>4</sub>	Jan. 28, 1925	119 <sup>3</sup> / <sub>8</sub>	July 8, 1924	80 <sup>1</sup> / <sub>4</sub>	3 <sup>3</sup> / <sub>4</sub>

<sup>1</sup> No trading in March wheat as a principal future from Apr. 1, 1921, to July 31, 1927, nor after Mar. 31, 1932.

TABLE 24.—Highest and lowest prices, the seasonal range, and the average daily range in prices per bushel for the life of each of the principal wheat futures traded in on the Chicago Board of Trade and expiring during the period Jan. 3, 1921, to Dec. 31, 1935—Continued

[In cents per bushel]

Future	Highest price	Date	Lowest price	Date	Range for life of future	Average daily range for life of future
	Cents		Cents		Cents	Cents
1926 May (old style)	182	Dec. 29, 1925	133	Oct. 3, 1925	49	3
1926 May (new style)	185½	Dec. 30, 1925				3½
1927 May	156¾	Dec. 29, 1925	134¾	do.	50½	1½
1928 May	171½	May 31, 1927	130¾	Apr. 13, 1927	26	1½
1929 May	133½	Apr. 30, 1928	126¾	Oct. 24, 1927	44¾	1½
		Feb. 15, 1929				
		Feb. 20, 1929	93¾	May 31, 1929	40½	1½
1930 May	164	July 29, 1929	100	May 5, 1930	64	2½
1931 May (old style)	114	Aug. 7, 1930	73	Nov. 15, 1930	41	1
1931 May (new style)	87½	Oct. 23, 1930	73¾		13½	¾
1932 May	73	Nov. 9, 1931	48¾	Oct. 5, 1931	24¾	1½
1933 May	74½	May 11, 1933	43¾	Dec. 28, 1932	31¾	1½
1934 May	128½	July 18, 1933	71½	Oct. 17, 1933	66½	2½
1935 May	117	Aug. 10, 1934	82½	May 31, 1935	34½	1½
1921 July	143½	June 13, 1921	101¾	Apr. 20, 1921	42½	4
1922 July	130¾	Apr. 22, 1922	97¾	Jan. 3, 1922	32½	2½
1923 July	125¾	Apr. 26, 1923	96	July 30, 1923	29½	1½
1924 July	138¾	July 26, 1924	102	Mar. 28, 1924	36½	1½
1925 July	174½	Mar. 2, 1925	121	Aug. 27, 1924	53½	3½
1926 July	158½	July 31, 1926	120	Sept. 28, 1925	38½	2½
1927 July	151½	May 28, 1927	120½	Apr. 11, 1927	25½	1½
		May 31, 1927				
1928 July	170½	Apr. 30, 1928	117½	July 31, 1928	53½	1½
1929 July	146¾	July 18, 1929	96	May 31, 1929	50¾	2
1930 July	143¾	Dec. 3, 1929	83¾	July 30, 1930	60	2½
1931 July	92	Oct. 7, 1930	48	July 31, 1931	44	1½
1932 July (old style)	73¾	Nov. 7, 1931	44¾	July 16, 1932	29	1½
1932 July (new style)	64½	Nov. 9, 1931	44½	July 18, 1932	20	1½
		Apr. 14, 1932	41¾	do.	20	1½
1933 July	117¾	July 18, 1933	43¾	Dec. 28, 1932	73½	1½
1934 July (old style)	100¾	June 1, 1934	70¾	Oct. 17, 1933	36¾	2
1934 July (new style)	100¾	July 30, 1934	80¾	July 9, 1934	14½	1½
1935 July	102	Apr. 16, 1935	78	July 6, 1935	24	1½
		Apr. 22, 1935				
1921 September	134¾	July 15, 1921	113½	Aug. 22, 1921	21½	3½
1922 September	122½	May 16, 1922	97¾	Aug. 21, 1922	24½	1½
1923 September	123¾	Apr. 26, 1923	95¾	July 17, 1923	27½	1½
1924 September	140¾	Sept. 30, 1924	102¾	July 28, 1923	37½	1½
1925 September	167½	June 5, 1925	123	Mar. 29, 1924	37½	1½
		Aug. 8, 1925		Apr. 3, 1925	44½	3½
		Feb. 3, 1926	122¾	Apr. 4, 1925	44½	3½
1926 September	147½	May 31, 1927	124¾	Oct. 7, 1925	25½	1½
1927 September	140½	Apr. 30, 1928	106¾	Sept. 21, 1927	24½	1½
1928 September	167¾	July 18, 1929	100¾	Sept. 10, 1928	60½	1½
1929 September	151¼	Jan. 18, 1930	72½	May 31, 1929	61	2½
1930 September	131¾	Dec. 3, 1930	44¾	Sept. 29, 1930	58½	2½
1931 September	76	Apr. 14, 1932	46¾	Sept. 30, 1931	31½	1½
1932 September (old style)	66¾	do.	46¾	July 18, 1932	20¾	1½
1932 September (new style)	66¾	do.	46¾	do.	20	1½
1933 September	120½	July 17, 1933	45¾	Dec. 29, 1932	74½	2½
1934 September (old style)	110¾	Aug. 10, 1934	74¾	Jan. 3, 1933	36½	1½
1934 September (new style)	111	do.	87½	Apr. 19, 1934	30½	1½
		do.		July 9, 1934	23½	1½
1935 September	102½	Apr. 16, 1935	78½	July 6, 1935	24	1½
		Apr. 17, 1935				
		Apr. 22, 1935				
1921 December	138¾	July 15, 1921	98	Nov. 4, 1921	40¾	3½
1922 December	128½	Dec. 20, 1922	99¾	Sept. 14, 1922	29½	1½
1923 December	117¾	May 17, 1923	90	July 17, 1923	18¾	2½
1924 December	170½	Dec. 27, 1924	106¾	Apr. 10, 1924	73½	2½
1925 December (old style)	187½	Dec. 31, 1925	131¾	Oct. 3, 1925	65½	3½
1925 December (new style)	190½	Dec. 30, 1925	133¾	do.	67¾	3½
1926 December	150¾	July 19, 1926	131¾	Apr. 3, 1926	18½	1½
1927 December	150¾	Aug. 11, 1927	121½	Oct. 24, 1927	29½	1½
1928 December	156¾	May 24, 1928	110½	Dec. 31, 1928	46½	1½
1929 December	158	July 29, 1929	106	May 31, 1929	53	2½
1930 December (old style)	125¾	Apr. 7, 1930	69¾	Nov. 10, 1930	56½	1½
1930 December (new style)	81¾	Oct. 23, 1930	69¾	do.	12	1½
1931 December	69	Apr. 18, 1931	44½	Oct. 5, 1931	24½	1½
1932 December	66¾	Apr. 26, 1932	41¾	Nov. 25, 1932	24¾	2½
1933 December	124	July 18, 1933	67½	Oct. 17, 1933	50½	2½
1934 December (old style)	113¾	Aug. 10, 1934	82¾	Apr. 28, 1934	31½	1½
1934 December (new style)	113¾	do.	88¾	July 9, 1934	24½	1½
1935 December	109½	Oct. 5, 1935	81	July 6, 1935	28½	1½

TABLE 25.—High and low prices, average daily range, and closing prices per bushel of the Chicago May wheat futures, by months, Aug. 2, 1932, to Dec. 31, 1935<sup>1</sup>

1933 MAY FUTURE

Year and month	High	Low	Average daily—		Year and month	High	Low	Average daily—	
			Range	Closing price				Range	Closing price
1932					1933				
August.....	Cents 64½	Cents 56	Cents 1½	Cents 60½	January.....	Cents 51¾	Cents 44½	Cents 1¼	Cents 47¾
September.....	65	56½	1½	60	February.....	49½	46	¾	47½
October.....	59½=	48½	1¼	54	March.....	50½	46½=	1½	51½
November.....	52¼	46½	1½	48½	April.....	71	53½	1¾	62½
December.....	49½	43¼	1	46¾	May.....	74½	66½	1½	71½

1934 MAY FUTURE

1933					1934				
June.....	106¾	87	4¾	100¾	January.....	93½	83	1½	88¾
July.....	128½	97	4¾	110¼	February.....	93½	85¾	1½	89½
August.....	109½	89¼	2½	99½	March.....	89½	84¾	1½	87¼
September.....	102	88½	2¾	94½	April.....	87½	72½	1½	81½
October.....	95¼	71½	3¾	87½	May.....	103½	77½	2½	88½
November.....	96½	84	2½	90¼					
December.....	88½	79½	1½	85½					

1935 MAY FUTURE

1934					1935				
July.....	106¾	101	2½	104	January.....	102½	95	1¾	98¼
August.....	117	104	2½	108¼	February.....	99½	93¾	1¼	96¾
September.....	109½	102	1¾	105½	March.....	98¼	90½	1¼	94½
October.....	102½	93½	1¾	98	April.....	102½	94	1½	98¼
November.....	101	94½	1¾	98½	May.....	99½	82½	1¾	91½
December.....	105¼	97½	1¼	100½					

1936 MAY FUTURE

1935					1935				
July.....	98½	89½	3½	94½	October.....	107	95½	1¾	101¾
August.....	98½	88½	1¾	92¼	November.....	100¼	93½	1¼	97¼
September.....	102½	91½	1¾	96¾	December.....	101¾	94½	1¾	97½

<sup>1</sup> The equal sign (=) appearing as part of a price quotation indicates a split quotation.

TABLE 26.—High and low prices, average daily range, and closing prices per bushel of the Chicago July wheat futures, by months, Sept. 6, 1932, to Dec. 31, 1935<sup>1</sup>

1933 JULY FUTURE

Year and month	High	Low	Average daily—		Year and month	High	Low	Average daily—	
			Range	Closing price				Range	Closing price
1932					1933				
September.....	67½	61¼	(2)	(2)	January.....	51¼	44½	1½	47½
October.....	60½	50	1	55	February.....	49½	46¾	¾	48
November.....	53½	47¼	1½	49½	March.....	56	47=	1¾	52¼
December.....	50½	43¾	1	47	April.....	72	54½	1½	63
					May.....	75½	68¼	1¾	72¾
					June.....	96¼	71½	2¼	78½
					July.....	117¼	89¼	3¾	100¾

<sup>1</sup> The equal sign (=) appearing as part of a price quotation indicates a split quotation.

<sup>2</sup> During the beginning of the life of the future there were only a few quotations, and they were not sent out on the public wires. The daily average therefore was not calculated.

TABLE 26.—High and low prices, average daily range, and closing prices per bushel of the Chicago July wheat futures, by months, Sept. 6, 1932, to Dec. 31, 1935—Continued

1934 JULY FUTURE

Year and month	High	Low	Average daily—		Year and month	High	Low	Average daily—	
			Range	Closing price				Range	Closing price
1933					1934				
October	Cents 93 <sup>7</sup> / <sub>8</sub>	Cents 70 <sup>1</sup> / <sub>4</sub>	Cents 3 <sup>1</sup> / <sub>4</sub>	Cents 85 <sup>1</sup> / <sub>4</sub>	January	Cents 91 <sup>1</sup> / <sub>8</sub>	Cents 81 <sup>1</sup> / <sub>2</sub>	Cents 1 <sup>3</sup> / <sub>8</sub>	Cents 80 <sup>3</sup> / <sub>8</sub>
November	94 <sup>1</sup> / <sub>2</sub>	81 <sup>1</sup> / <sub>4</sub>	2 <sup>1</sup> / <sub>2</sub>	88 <sup>3</sup> / <sub>8</sub>	February	92 <sup>1</sup> / <sub>2</sub>	84 <sup>3</sup> / <sub>8</sub>	1 <sup>1</sup> / <sub>8</sub>	88 <sup>3</sup> / <sub>8</sub>
December	87 <sup>1</sup> / <sub>4</sub>	78	1 <sup>1</sup> / <sub>8</sub>	83 <sup>3</sup> / <sub>8</sub>	March	80 <sup>3</sup> / <sub>8</sub>	84 <sup>3</sup> / <sub>4</sub>	1 <sup>1</sup> / <sub>8</sub>	80 <sup>3</sup> / <sub>8</sub>
					April	87 <sup>1</sup> / <sub>8</sub>	73 <sup>1</sup> / <sub>4</sub>	1 <sup>1</sup> / <sub>8</sub>	81 <sup>3</sup> / <sub>8</sub>
					May	102 <sup>3</sup> / <sub>8</sub>	76 <sup>3</sup> / <sub>8</sub>	2 <sup>3</sup> / <sub>4</sub>	87
					June	100 <sup>1</sup> / <sub>2</sub>	88 <sup>3</sup> / <sub>8</sub>	2 <sup>1</sup> / <sub>2</sub>	94 <sup>1</sup> / <sub>4</sub>
					July (old style)	101	80 <sup>3</sup> / <sub>8</sub>	2	95
					July (new style)	100 <sup>3</sup> / <sub>4</sub>	86 <sup>3</sup> / <sub>8</sub>	1 <sup>3</sup> / <sub>8</sub>	94

1935 JULY FUTURE

1934					1935				
Year and month	High	Low	Range	Closing price	Year and month	High	Low	Range	Closing price
September	100	98	( <sup>2</sup> )	( <sup>2</sup> )	January	94 <sup>1</sup> / <sub>8</sub>	86 <sup>1</sup> / <sub>8</sub>	1 <sup>3</sup> / <sub>8</sub>	90 <sup>1</sup> / <sub>4</sub>
October	98 <sup>3</sup> / <sub>8</sub>	87 <sup>3</sup> / <sub>8</sub>	1 <sup>3</sup> / <sub>4</sub>	93	February	83 <sup>3</sup> / <sub>8</sub>	80 <sup>3</sup> / <sub>8</sub>	1 <sup>1</sup> / <sub>4</sub>	90 <sup>1</sup> / <sub>4</sub>
November	95 <sup>7</sup> / <sub>8</sub>	87 <sup>3</sup> / <sub>8</sub>	1 <sup>3</sup> / <sub>8</sub>	92 <sup>1</sup> / <sub>2</sub>	March	93 <sup>3</sup> / <sub>4</sub>	87 <sup>3</sup> / <sub>8</sub>	1 <sup>1</sup> / <sub>4</sub>	90 <sup>3</sup> / <sub>4</sub>
December	98 <sup>7</sup> / <sub>8</sub>	91 <sup>1</sup> / <sub>4</sub>	1 <sup>1</sup> / <sub>4</sub>	94 <sup>3</sup> / <sub>8</sub>	April	102	90 <sup>3</sup> / <sub>8</sub>	1 <sup>3</sup> / <sub>8</sub>	90 <sup>3</sup> / <sub>4</sub>
					May	100	83 <sup>3</sup> / <sub>4</sub>	1 <sup>1</sup> / <sub>2</sub>	92
					June	86 <sup>1</sup> / <sub>4</sub>	78 <sup>3</sup> / <sub>8</sub>	1 <sup>3</sup> / <sub>8</sub>	81 <sup>3</sup> / <sub>8</sub>
					July	94 <sup>3</sup> / <sub>8</sub>	78	2 <sup>1</sup> / <sub>4</sub>	86 <sup>3</sup> / <sub>8</sub>

1936 JULY FUTURE

1935					1935—Continued				
Year and month	High	Low	Range	Closing price	Year and month	High	Low	Range	Closing price
September	92 <sup>1</sup> / <sub>2</sub>	91 <sup>3</sup> / <sub>4</sub>	( <sup>1</sup> )	( <sup>2</sup> )	November	92 <sup>1</sup> / <sub>4</sub>	88	1 <sup>1</sup> / <sub>8</sub>	90
October	97 <sup>1</sup> / <sub>2</sub>	80 <sup>1</sup> / <sub>2</sub>	1 <sup>3</sup> / <sub>8</sub>	91 <sup>3</sup> / <sub>8</sub>	December	92 <sup>3</sup> / <sub>8</sub>	87 <sup>3</sup> / <sub>8</sub>	1	80 <sup>1</sup> / <sub>4</sub>

<sup>2</sup> During the beginning of the life of the future there were only a few quotations, and they were not sent out on the public wires. The daily average therefore was not calculated.

TABLE 27.—High and low prices, average daily range, and closing prices per bushel of the Chicago September wheat futures, by months, Dec. 29, 1932, to Dec. 31, 1935

1933 SEPTEMBER FUTURE

Year and month	High	Low	Average daily—		Year and month	High	Low	Average daily—	
			Range	Closing price				Range	Closing price
1932					1933—Continued				
December	Cents 45 <sup>1</sup> / <sub>4</sub>	Cents 45 <sup>1</sup> / <sub>4</sub>	Cents (1)	Cents (1)	May	Cents 77 <sup>1</sup> / <sub>4</sub>	Cents 60 <sup>1</sup> / <sub>2</sub>	Cents 1 <sup>3</sup> / <sub>4</sub>	Cents 73 <sup>3</sup> / <sub>8</sub>
1933					June	98 <sup>1</sup> / <sub>4</sub>	73 <sup>3</sup> / <sub>8</sub>	2 <sup>1</sup> / <sub>4</sub>	80 <sup>3</sup> / <sub>4</sub>
January	52	45 <sup>1</sup> / <sub>4</sub>	1	48 <sup>1</sup> / <sub>2</sub>	July	120 <sup>1</sup> / <sub>8</sub>	90	4 <sup>3</sup> / <sub>8</sub>	103 <sup>1</sup> / <sub>2</sub>
February	50 <sup>7</sup> / <sub>8</sub>	47 <sup>3</sup> / <sub>4</sub>	<sup>7</sup> / <sub>8</sub>	49 <sup>1</sup> / <sub>4</sub>	August	102 <sup>1</sup> / <sub>4</sub>	81	3	92 <sup>1</sup> / <sub>2</sub>
March	58	48	1 <sup>3</sup> / <sub>8</sub>	52 <sup>3</sup> / <sub>8</sub>	September	93 <sup>3</sup> / <sub>8</sub>	81 <sup>1</sup> / <sub>8</sub>	2 <sup>3</sup> / <sub>8</sub>	87
April	73 <sup>3</sup> / <sub>8</sub>	54 <sup>3</sup> / <sub>8</sub>	2	64 <sup>3</sup> / <sub>8</sub>					

1934 SEPTEMBER FUTURE

1934					1934—Continued				
Year and month	High	Low	Range	Closing price	Year and month	High	Low	Range	Closing price
January	93	82 <sup>1</sup> / <sub>2</sub>	1 <sup>3</sup> / <sub>8</sub>	87 <sup>7</sup> / <sub>8</sub>	July (old style)	102 <sup>1</sup> / <sub>4</sub>	87 <sup>3</sup> / <sub>8</sub>	2 <sup>1</sup> / <sub>8</sub>	90 <sup>3</sup> / <sub>8</sub>
February	93 <sup>1</sup> / <sub>4</sub>	85 <sup>3</sup> / <sub>8</sub>	1 <sup>1</sup> / <sub>8</sub>	89 <sup>3</sup> / <sub>8</sub>	July (new style)	102 <sup>3</sup> / <sub>8</sub>	87 <sup>1</sup> / <sub>2</sub>	2 <sup>1</sup> / <sub>8</sub>	90 <sup>1</sup> / <sub>4</sub>
March	90 <sup>3</sup> / <sub>8</sub>	85 <sup>3</sup> / <sub>4</sub>	1 <sup>1</sup> / <sub>8</sub>	87 <sup>1</sup> / <sub>8</sub>	August (old style)	110 <sup>1</sup> / <sub>8</sub>	100 <sup>3</sup> / <sub>8</sub>	1 <sup>3</sup> / <sub>8</sub>	101 <sup>1</sup> / <sub>4</sub>
April	88 <sup>1</sup> / <sub>8</sub>	74 <sup>1</sup> / <sub>4</sub>	1 <sup>1</sup> / <sub>8</sub>	82 <sup>3</sup> / <sub>8</sub>	August (new style)	111	100 <sup>1</sup> / <sub>8</sub>	1 <sup>1</sup> / <sub>8</sub>	101 <sup>3</sup> / <sub>8</sub>
May	103 <sup>3</sup> / <sub>8</sub>	77 <sup>3</sup> / <sub>8</sub>	2 <sup>1</sup> / <sub>2</sub>	87 <sup>1</sup> / <sub>8</sub>	September (old style)	107	100 <sup>1</sup> / <sub>4</sub>	1 <sup>1</sup> / <sub>2</sub>	101 <sup>3</sup> / <sub>8</sub>
June	107 <sup>1</sup> / <sub>2</sub>	89 <sup>1</sup> / <sub>4</sub>	2 <sup>3</sup> / <sub>8</sub>	95 <sup>1</sup> / <sub>2</sub>	September (new style)	107 <sup>3</sup> / <sub>8</sub>	100 <sup>1</sup> / <sub>4</sub>	1 <sup>1</sup> / <sub>2</sub>	101 <sup>3</sup> / <sub>8</sub>

<sup>1</sup> During the beginning of the life of the future there were only a few quotations, and they were not sent out on the public wires. The daily average therefore was not calculated.

TABLE 27.—High and low prices, average daily range, and closing prices per bushel of the Chicago September wheat futures, by months, Dec. 29, 1932, to Dec. 31, 1935—Continued

1935 SEPTEMBER FUTURE

Year and month	High	Low	Average daily—		Year and month	High	Low	Average daily—	
			Range	Closing price				Range	Closing price
1935					1935—Continued				
January.....	Cents 92 $\frac{3}{8}$	Cents 84 $\frac{3}{8}$	Cents 1 $\frac{1}{4}$	Cents 88 $\frac{3}{8}$	June.....	Cents 87 $\frac{1}{4}$	Cents 78 $\frac{1}{2}$	Cents 1 $\frac{5}{8}$	Cents 82 $\frac{1}{4}$
February.....	92 $\frac{3}{8}$	85 $\frac{1}{2}$	1 $\frac{1}{4}$	88 $\frac{1}{2}$	July.....	96	78 $\frac{1}{2}$	2 $\frac{3}{8}$	85 $\frac{3}{8}$
March.....	93 $\frac{3}{8}$	87 $\frac{3}{8}$	1 $\frac{1}{4}$	90 $\frac{3}{8}$	August.....	95 $\frac{1}{8}$	85 $\frac{5}{8}$	1 $\frac{7}{8}$	88 $\frac{3}{4}$
April.....	102 $\frac{1}{2}$	89 $\frac{3}{8}$	1 $\frac{3}{4}$	97	September.....	101 $\frac{3}{4}$	87 $\frac{1}{2}$	1 $\frac{3}{8}$	94 $\frac{1}{2}$
May.....	100 $\frac{1}{2}$	84 $\frac{1}{2}$	1 $\frac{5}{8}$	92 $\frac{3}{4}$					

1936 SEPTEMBER FUTURE

1935									
December.....	91	88 $\frac{1}{4}$	( <sup>1</sup> )	( <sup>1</sup> )					

<sup>1</sup> During the beginning of the life of the future there were only a few quotations, and they were not sent out on the public wires. The daily average therefore was not calculated.

TABLE 28.—High and low prices, average daily range, and closing prices per bushel of the Chicago December wheat futures, by months, Apr. 22, 1933, to Dec. 31, 1935

1933 DECEMBER FUTURE

Year and month	High	Low	Average daily—		Year and month	High	Low	Average daily—	
			Range	Closing price				Range	Closing price
1933					1933—Continued				
April.....	Cents 74 $\frac{3}{8}$	Cents 68 $\frac{3}{8}$	Cents 1 $\frac{5}{8}$	Cents 71 $\frac{3}{4}$	September.....	Cents 97 $\frac{3}{8}$	Cents 84 $\frac{3}{4}$	Cents 2 $\frac{3}{8}$	Cents 90 $\frac{3}{4}$
May.....	79 $\frac{1}{2}$	71 $\frac{1}{2}$	1 $\frac{5}{8}$	76	October.....	91	67 $\frac{1}{2}$	3 $\frac{3}{8}$	84
June.....	101 $\frac{1}{8}$	76 $\frac{1}{8}$	2 $\frac{3}{8}$	83 $\frac{3}{8}$	November.....	93 $\frac{3}{8}$	80 $\frac{3}{4}$	2 $\frac{1}{2}$	87
July.....	124	93 $\frac{3}{4}$	4 $\frac{3}{8}$	108 $\frac{1}{8}$	December.....	86 $\frac{3}{8}$	77 $\frac{3}{8}$	1 $\frac{5}{8}$	82 $\frac{3}{4}$
August.....	105 $\frac{1}{4}$	84 $\frac{3}{4}$	3	95 $\frac{1}{2}$					

1934 DECEMBER FUTURE

1934					1934—Continued				
February.....	97	92 $\frac{3}{4}$	( <sup>1</sup> )	( <sup>1</sup> )	September (old style)...	108 $\frac{1}{4}$	101 $\frac{1}{4}$	1 $\frac{1}{4}$	104 $\frac{3}{4}$
March.....					September (new style)...	108 $\frac{1}{4}$	101 $\frac{1}{4}$	1 $\frac{1}{2}$	104 $\frac{3}{4}$
April.....	82 $\frac{1}{2}$	82 $\frac{1}{2}$	( <sup>1</sup> )	( <sup>1</sup> )	October (old style)....	102 $\frac{1}{2}$	94 $\frac{1}{4}$	1 $\frac{3}{8}$	98
May.....	105 $\frac{1}{4}$	83 $\frac{1}{2}$	( <sup>1</sup> )	( <sup>1</sup> )	October (new style)....	102 $\frac{3}{8}$	94	1 $\frac{5}{8}$	98
June.....	109 $\frac{1}{2}$	90 $\frac{3}{4}$	2 $\frac{5}{8}$	98 $\frac{7}{8}$	November (old style)...	101 $\frac{1}{4}$	95 $\frac{3}{8}$	1 $\frac{3}{8}$	99 $\frac{1}{2}$
July (old style).....	104 $\frac{1}{2}$	89	2 $\frac{1}{8}$	97 $\frac{1}{2}$	November (new style)...	101 $\frac{3}{8}$	95 $\frac{3}{8}$	1 $\frac{3}{8}$	99 $\frac{1}{2}$
July (new style).....	104 $\frac{1}{2}$	88 $\frac{3}{8}$	2 $\frac{3}{8}$	97 $\frac{3}{4}$	December (old style)...	103 $\frac{1}{4}$	96 $\frac{3}{4}$	1 $\frac{3}{4}$	99 $\frac{3}{8}$
August (old style)...	113 $\frac{1}{4}$	102 $\frac{1}{4}$	1 $\frac{3}{4}$	106	December (new style)...	103 $\frac{3}{8}$	96 $\frac{3}{8}$	1 $\frac{1}{4}$	99 $\frac{1}{2}$
August (new style)...	113 $\frac{1}{4}$	102 $\frac{1}{4}$	2	106					

1935 DECEMBER FUTURE

1935					1935—Continued				
May.....	99 $\frac{1}{2}$	87 $\frac{1}{8}$	1 $\frac{1}{2}$	91	September.....	101 $\frac{1}{2}$	89 $\frac{1}{2}$	1 $\frac{5}{8}$	96
June.....	89 $\frac{1}{2}$	81 $\frac{1}{8}$	1 $\frac{5}{8}$	84 $\frac{1}{2}$	October.....	109 $\frac{1}{2}$	95 $\frac{3}{4}$	2	102 $\frac{3}{8}$
July.....	97 $\frac{1}{8}$	81	2 $\frac{1}{4}$	87 $\frac{1}{2}$	November.....	100 $\frac{3}{8}$	92 $\frac{3}{4}$	1 $\frac{3}{8}$	97 $\frac{3}{8}$
August.....	97 $\frac{1}{8}$	87 $\frac{3}{8}$	1 $\frac{7}{8}$	90 $\frac{1}{4}$	December.....	108	94 $\frac{1}{2}$	1 $\frac{5}{8}$	99 $\frac{3}{4}$

<sup>1</sup> During the beginning of the life of the future there were only a few quotations, and they were not sent out on the public wires. The daily average therefore was not calculated.

TABLE 29.—Dates on which the principal wheat futures became dominant on the Chicago Board of Trade during the period Jan. 3, 1921, to Dec. 31, 1935<sup>1</sup>

Year life of future ended	May future	July future	September future	December future
1921		Apr. 25, 1921	June 21, 1921	Aug. 16, 1921
1922	Oct. 20, 1921	Apr. 26, 1922	June 24, 1922	Aug. 11, 1922
1923	Nov. 6, 1922	Apr. 11, 1923	June 25, 1923	Aug. 17, 1923
1924	Nov. 13, 1923	Apr. 28, 1924	June 12, 1924	Aug. 15, 1924
1925	Nov. 1, 1924	Apr. 24, 1925	June 12, 1925	Aug. 7, 1925
1926	Oct. 22, 1925	Apr. 30, 1926	June 30, 1926	Aug. 16, 1926
1927	Nov. 16, 1926	Apr. 30, 1927	June 13, 1927	Aug. 18, 1927
1928	Nov. 28, 1927	Apr. 3, 1928	June 9, 1928	Aug. 8, 1928
1929	Nov. 19, 1928	Apr. 17, 1929	June 13, 1929	July 24, 1929
1930	Nov. 12, 1929	Apr. 28, 1930	June 17, 1930	Aug. 4, 1930
1931	Nov. 7, 1930	May 11, 1931 <sup>2</sup>	June 17, 1931	Aug. 4, 1931
1932	Sept. 21, 1931	Apr. 12, 1932	June 4, 1932	Aug. 1, 1932
1933	Nov. 2, 1932	Apr. 4, 1933	Apr. 20, 1933	July 24, 1933
1934	Oct. 17, 1933	Apr. 17, 1934	May 23, 1934	July 24, 1934
1935	Oct. 1, 1934	Apr. 25, 1935	June 14, 1935	Aug. 6, 1935
1936	Sept. 10, 1935			

<sup>1</sup> March wheat did not become a dominant future during this period. The date the future became dominant represents the first day that the open commitments exceeded those of any of the other futures and remained greater. As open commitment figures were not reported until July 9, 1923, the dates indicated prior to July 9, 1923, represent estimates.

<sup>2</sup> From the standpoint of open commitments the 1931 May future was dominant until May 11, 1931. Normally the dominant future is also the most active with respect to the volume of trading. This, however, was not the case with the 1931 May future. Because of the stabilization activities of the Farm Board agency trading was diverted to the July future somewhat earlier than usual. With respect to volume of trading the July future became the most active as early as January 1931.

TABLE 30.—Daily volume of trading and open commitments in all wheat futures combined and the closing price of the dominant future on the Chicago Board of Trade, Jan. 3, 1933, to Dec. 31, 1935<sup>1</sup>

Date	Volume of trading	Open commitments		Closing price of dominant future	Date	Volume of trading	Open commitments		Closing price of dominant future
		Amount	Change from previous day				Amount	Change from previous day	
1933	1,000 bushels	1,000 bushels	1,000 bushels	Cents 1933 May future	1933	1,000 bushels	1,000 bushels	1,000 bushels	Cents 1933 May future
Jan. 3	9, 759	133, 098	-254	44½-½	Feb. 10	10, 537	131, 931	+121	47¾-½
Jan. 4	19, 492	133, 649	+551	46½-46	Feb. 11	8, 802	131, 738	-193	47¾-¾
Jan. 5	10, 206	133, 922	+273	46¾	Feb. 14	18, 455	131, 801	+63	46¾-¾
Jan. 6	31, 238	134, 008	+86	48¼-½	Feb. 15	15, 270	131, 945	+144	47½-¾
Jan. 7	24, 436	132, 026	-1, 982	49-48½	Feb. 16	10, 095	131, 491	-454	47¾-¾
Jan. 9	23, 584	131, 792	-234	48=-48	Feb. 17	16, 496	132, 152	+661	47¾-¾
Jan. 10	29, 200	131, 650	-142	50½-½	Feb. 18	8, 114	131, 584	-568	47¾
Jan. 11	38, 701	131, 685	+35	50-49½	Feb. 20	10, 107	131, 154	-430	47¾-½
Jan. 12	20, 522	131, 659	-26	49¼-½	Feb. 21	9, 899	130, 844	-310	48-48½
Jan. 13	21, 665	131, 726	+67	48¾-½ =	Feb. 23	12, 431	130, 681	-163	47½=-½
Jan. 14	17, 275	132, 705	+979	47¾-½	Feb. 24	11, 361	130, 181	-500	48-48½
Jan. 16	28, 180	134, 077	+1, 372	46¾-½	Feb. 25	21, 927	130, 310	+129	47-47½
Jan. 17	15, 646	134, 320	+243	47½-½	Feb. 27	10, 650	129, 804	-446	46¾-½
Jan. 18	18, 187	134, 736	+416	46¾-½	Feb. 28	14, 586	129, 402	-462	47½-½
Jan. 19	17, 093	135, 100	+364	47¾-½ =	Mar. 1	13, 742	130, 168	+766	47½-½
Jan. 20	14, 303	134, 915	-185	47½-½	Mar. 2	19, 598	128, 408	-1, 670	46½-46
Jan. 21	12, 524	135, 007	+92	47-46½ =	Mar. 3	43, 417	127, 326	-1, 172	48½-¾
Jan. 23	8, 321	135, 175	+168	47¼ =-¾ =	Mar. 10 <sup>2</sup>	18, 365	124, 004	-2, 722	53¾
Jan. 24	9, 662	135, 132	-43	48-47½	Mar. 17	50, 997	123, 906	-698	53¾-53
Jan. 25	8, 771	134, 782	-350	48¾-½	Mar. 18	22, 495	123, 345	-561	52¾-¾
Jan. 26	12, 198	134, 232	-650	46¾-½ =48	Mar. 20	21, 689	122, 823	-522	61¾-¾
Jan. 27	11, 820	133, 937	-295	47¾-½	Mar. 21	24, 053	123, 128	+305	51½-½
Jan. 28	7, 928	133, 544	-393	47¾-½	Mar. 22	23, 838	122, 949	-179	50¾-¾
Jan. 30	4, 109	133, 459	-85	47½-½	Mar. 23	26, 709	122, 550	-399	51½-½
Jan. 31	6, 222	132, 918	-641	47¾	Mar. 24	20, 093	124, 341	+1, 791	52-51½
Feb. 1	16, 734	133, 249	+331	47¾-¾	Mar. 25	27, 786	124, 111	-230	63-62½
Feb. 2	6, 926	132, 763	-486	47¾-½	Mar. 27	21, 136	126, 048	+1, 937	52½-½ =
Feb. 3	6, 947	133, 113	+350	46¾ =-¾	Mar. 28	30, 361	125, 988	-60	53¾ =-½
Feb. 4	13, 756	132, 820	-293	46¼-¾	Mar. 29	30, 495	126, 815	+827	53¾ =-½
Feb. 6	17, 952	131, 842	-978	47¾-½	Mar. 30	22, 655	126, 505	-310	52¾-¾
Feb. 7	12, 749	131, 445	-397	47¾-½	Mar. 31	20, 777	127, 499	+994	53¾-¾
Feb. 8	16, 695	131, 519	+74	48¼-½	Apr. 1	23, 795	126, 990	-500	54¼-¾
Feb. 9	18, 120	131, 810	+291	48-47¾	Apr. 3	45, 651	120, 958	-41	55¾-¾

<sup>1</sup> The equal sign (=), a, and b appearing as part of a price quotation indicate respectively, a split quotation, asked price and bid price.

<sup>2</sup> Chicago Board of Trade was closed from Mar. 4 to Mar. 15, 1933, inclusive, owing to bank holiday.

TABLE 30.—Daily volume of trading and open commitments in all wheat futures combined and the closing price of the dominant future on the Chicago Board of Trade, Jan. 3, 1933, to Dec. 31, 1935—Continued

Date	Volume of trading	Open commitments		Closing price of dominant future	Date	Volume of trading	Open commitments		Closing price of dominant future
		Amount	Change from previous day				Amount	Change from previous day	
1933	1,000 bushels	1,000 bushels	1,000 bushels	Cents 1933 July future	1933	1,000 bushels	1,000 bushels	1,000 bushels	Cents 1933 September future
Apr. 4	30, 228	127, 181	+ 223	56 1/4-3/8	June 19	50, 610	160, 244	- 105	78 3/8-1/2
Apr. 5	41, 181	127, 369	+ 188	57 5/8-3/8 =	June 20	44, 755	159, 831	- 413	77 3/4-5/8
Apr. 6	51, 738	128, 011	+ 642	58 1/2-5/8	June 21	66, 255	157, 040	- 1, 891	80 1/2-1/4
Apr. 7	38, 557	127, 807	- 204	58 3/4-1/2	June 22	65, 648	155, 846	- 2, 094	80 1/4-3/8
Apr. 8	26, 451	129, 056	+ 1, 848	57 3/4-1/2	June 23	80, 611	157, 795	+ 1, 949	82 1/2-5/8
Apr. 10	38, 488	128, 761	- 804	50-50 1/2	June 24	91, 796	100, 351	+ 2, 550	85-84 1/4
Apr. 11	53, 143	129, 030	+ 769	61-61 1/2	June 26	130, 163	164, 064	+ 3, 713	91 3/4-9/2
Apr. 12	44, 300	131, 632	+ 2, 402	59 3/4-1/2	June 27	131, 506	165, 383	+ 1, 319	98-97 3/4
Apr. 13	66, 893	133, 356	+ 1, 424	61 1/2-3/4	June 28	107, 921	166, 740	+ 1, 357	92 1/4-1/2
Apr. 16	49, 286	136, 473	+ 3, 117	62 3/8-3/4	June 29	71, 789	167, 900	+ 1, 160	92 3/8-3/4
Apr. 17	40, 411	137, 643	+ 1, 170	62 1/2-3/8	June 30	51, 485	164, 349	- 3, 551	93 3/8-1/2
Apr. 18	60, 659	138, 577	+ 934	64 1/2-63 1/8	July 1	61, 895	162, 471	- 1, 878	96 3/4-97
Apr. 19	111, 033	139, 845	+ 1, 268	65 1/2-66 1/8	July 3	60, 723	162, 440	- 31	100 1/2-1/2
					July 5	75, 994	164, 538	+ 2, 098	99 3/8-1/2
				1933 September future	July 6	53, 306	166, 965	+ 2, 427	100 3/4-1/2
Apr. 20	80, 408	143, 396	+ 3, 551	60 3/8-3/4	July 7	68, 822	171, 180	+ 4, 221	99 3/4-5/8
Apr. 21	63, 009	143, 850	+ 454	68-08 1/2	July 8	44, 293	171, 414	+ 228	101 1/2-02
Apr. 22	57, 024	144, 322	+ 472	69-69 7/10	July 10	66, 576	172, 191	+ 777	103 3/8-3/8
Apr. 24	73, 737	145, 029	+ 1, 307	71 3/4-1/2	July 11	100, 112	173, 055	+ 864	107 3/8-1/2
Apr. 25	50, 786	146, 001	+ 972	69 1/4-3/8	July 12	71, 287	175, 326	+ 2, 271	108 3/8-1/4
Apr. 26	50, 851	150, 626	+ 4, 025	69 1/2-5/8	July 13	63, 879	177, 841	+ 2, 515	107 1/2-5/8
Apr. 27	37, 520	151, 158	+ 532	68 3/4-5/8	July 14	80, 167	184, 058	+ 6, 217	110 1/2-3/4
Apr. 28	62, 922	153, 927	+ 2, 769	67-66 7/8	July 15	98, 265	190, 544	+ 6, 486	115 1/2-1/2
Apr. 29	92, 562	148, 473	- 5, 454	72 1/2-3/4	July 17	109, 208	193, 322	+ 2, 778	118 3/4-1/2
May 1	76, 713	145, 143	- 3, 330	72 3/8-1/2	July 18	90, 152	198, 063	+ 4, 681	117 3/8-3/8
May 2	63, 133	144, 400	- 743	73 1/2-1/2	July 19	141, 656	190, 711	+ 1, 708	106 3/8-07
May 3	78, 612	143, 009	- 1, 391	73 3/8-1/2	July 20	163, 099	194, 736	- 4, 975	91-92 3/4
May 4	54, 083	145, 060	+ 2, 051	74 1/2-3/4	July 21	7, 983	194, 896	+ 160	(9)
May 6	40, 712	144, 439	- 621	75 1/2-5/8					1933 December future
May 6	50, 853	146, 154	+ 1, 715	74 3/8-1/2	July 24	52, 422	187, 397	- 7, 499	95 1/2a
May 8	43, 287	148, 100	+ 1, 952	74 1/2-74	July 25	50, 231	178, 326	- 9, 071	97-97 1/4
May 9	64, 354	149, 237	+ 1, 131	71 1/2-3/4	July 26	49, 296	174, 528	- 3, 798	103-02 1/2
May 10	43, 902	151, 245	+ 2, 008	73 1/2-73	July 27	69, 514	170, 712	- 3, 816	110 3/4-3/8
May 11	60, 998	147, 998	- 3, 277	75 3/4-1/2	July 28	42, 313	169, 885	- 827	105 1/2-3/8
May 12	53, 739	148, 506	+ 538	75 3/4-1/2	July 29	29, 023	168, 632	- 1, 253	100 3/4a
May 13	27, 052	149, 198	+ 692	75 3/4-1/2	July 31	33, 719	167, 329	- 1, 303	95 3/4a
May 15	26, 846	150, 311	+ 1, 119	74 3/4-1/2	Aug. 1	11, 208	166, 419	- 910	100 3/4b
May 16	31, 720	151, 491	+ 1, 180	74 3/4-1/2	Aug. 2	50, 178	166, 330	- 89	103 3/8-3/8
May 17	31, 231	150, 951	- 540	75-75 1/2	Aug. 3	32, 231	164, 385	- 1, 945	104 3/8-1/4
May 18	44, 187	151, 650	+ 708	73 1/2-3/8	Aug. 4	22, 675	164, 946	+ 561	101-100 3/4
May 19	40, 036	150, 901	- 758	73-72 1/2	Aug. 5	14, 173	165, 038	+ 92	101 1/2-3/8
May 20	48, 849	150, 119	- 782	71 1/2-3/4	Aug. 7	10, 768	165, 210	+ 172	101 1/2-01
May 22	52, 017	148, 922	- 1, 197	69 3/8-3/4	Aug. 8	22, 570	163, 287	- 1, 923	100 3/8-01
May 23	50, 667	150, 662	+ 1, 740	72 1/2-72	Aug. 9	23, 852	163, 818	+ 531	103 3/8-1/2
May 24	49, 140	150, 647	- 15	73 3/4-1/2	Aug. 10	29, 589	163, 760	- 58	103 3/8-3/8
May 25	40, 597	151, 694	+ 1, 047	72 2/8-1/2	Aug. 11	37, 196	164, 864	+ 1, 104	98 1/2a
May 26	35, 186	152, 617	+ 923	73 3/8-5/8	Aug. 12	4, 326	164, 433	- 431	95 3/4a
May 27	69, 191	150, 612	- 3, 105	70 1/2-75 1/2	Aug. 14	1, 202	164, 088	- 345	95 3/4a
May 29	40, 955	151, 938	+ 2, 426	70 1/2-1/2	Aug. 15	4, 727	163, 077	- 1, 011	95 1/2a
May 31	40, 085	151, 241	- 697	75 3/8-3/4	Aug. 16	4, 546	161, 727	- 1, 350	90 3/4a
June 1	43, 797	151, 292	+ 51	75 3/8-3/4	Aug. 17	60, 418	159, 585	- 2, 142	93 3/4-92 7/8
June 2	31, 664	151, 774	+ 482	75 3/8-1/2	Aug. 18	32, 059	156, 970	- 2, 615	88a
June 3	39, 682	153, 377	+ 1, 603	74 1/2-1/2	Aug. 19	26, 154	157, 207	+ 237	91 1/2-5/8
June 5	45, 167	153, 642	+ 165	75 1/2-1/2	Aug. 21	24, 033	156, 400	- 807	91-91 1/2
June 6	41, 252	153, 253	- 289	74 1/2-75	Aug. 22	20, 288	155, 474	- 926	91 3/4-3/8
June 7	39, 496	154, 510	+ 1, 257	75 1/2-3/4	Aug. 23	22, 254	154, 985	- 489	91 3/4-5/8
June 8	25, 672	153, 956	- 554	75 1/2-75	Aug. 24	27, 066	154, 180	- 799	89 1/2-88 7/8
June 9	52, 843	152, 377	- 1, 579	77 1/2-77	Aug. 25	24, 963	155, 021	+ 835	92 1/2-02
June 10	58, 851	154, 218	+ 1, 841	78 3/8-1/2	Aug. 26	14, 963	153, 916	- 1, 105	92 3/8-93 1/2
June 12	58, 596	154, 430	+ 212	79 3/8-80	Aug. 28	19, 094	154, 295	+ 379	91 1/2-3/8
June 13	45, 290	155, 346	+ 916	79 3/8-1/2	Aug. 29	34, 807	153, 245	- 1, 050	88-87 3/4
June 14	55, 688	156, 347	+ 1, 001	77 1/2-78	Aug. 30	42, 611	151, 276	- 1, 969	90 3/4-91
June 15	65, 215	160, 164	+ 3, 817	76 3/4-1/2	Aug. 31	28, 225	149, 858	- 1, 418	90 3/4-90
June 16	50, 838	160, 201	+ 37	70-75 1/2	Sept. 1	15, 733	149, 272	- 580	89 3/4-1/2
June 17	32, 060	160, 849	+ 148	75 3/4-76					

<sup>1</sup> Chicago Board of Trade was closed July 21 and July 22, 1933, by order of the directors of the exchange, except for 15 minutes on July 22, devoted to the exercising of weekly privileges and the adjustment of trades.

TABLE 30.—Daily volume of trading and open commitments in all wheat futures combined and the closing price of the dominant future on the Chicago Board of Trade, Jan. 3, 1933, to Dec. 31, 1935—Continued

Date	Volume of trading	Open commitments		Closing price of dominant future	Date	Volume of trading	Open commitments		Closing price of dominant future
		Amount	Change from previous day				Amount	Change from previous day	
1933					1933				
	1,000 bushels	1,000 bushels	1,000 bushels	Cents 1933 December future		1,000 bushels	1,000 bushels	1,000 bushels	Cents 1934 May future
Sept. 5	18,304	149,326	+54	88½-90	Nov. 18	28,420	142,559	+505	90½-90
Sept. 6	17,471	150,436	+1,110	88½-90	Nov. 20	31,458	143,350	+781	92½-90
Sept. 7	12,518	150,432	-4	80¾-90	Nov. 21	28,578	144,188	+833	92½-90
Sept. 8	26,409	150,185	-247	87-86½	Nov. 22	28,039	144,446	+258	91-90¾
Sept. 9	12,810	150,148	-37	85½-85	Nov. 23	34,594	143,911	-535	87½-90
Sept. 11	23,158	149,364	-784	88½-88	Nov. 24	36,903	144,047	+138	88½-90
Sept. 12	22,496	149,738	+374	87½-86	Nov. 25	20,031	142,897	-1,180	80½-86
Sept. 13	26,653	149,810	+81	91½-90	Nov. 27	43,770	141,065	-1,802	85½-90
Sept. 14	37,516	151,980	+2,161	91½-92	Nov. 28	35,544	139,539	-1,526	86-80½
Sept. 15	29,421	151,252	-728	91½-92	Nov. 29	34,447	137,762	-1,777	87¾-90
Sept. 16	28,406	151,988	+736	95½-94	Dec. 1	21,600	138,340	+678	89-80½
Sept. 18	44,485	153,389	+1,401	95½-94	Dec. 2	20,692	138,323	-17	84½-84
Sept. 19	35,950	154,258	+869	97½-94	Dec. 4	15,029	138,004	-319	84½-84
Sept. 20	37,578	155,061	+803	95¾-94	Dec. 5	22,676	137,940	-64	86¾-86
Sept. 21	45,715	156,019	+958	90¾-90	Dec. 6	19,405	136,967	-973	87-87
Sept. 22	50,270	154,561	-1,458	89½-88	Dec. 7	18,359	137,414	+447	87½-87
Sept. 23	21,533	155,071	+510	92½-92	Dec. 8	8,821	137,808	+304	85½-90
Sept. 25	25,886	155,441	+370	92½-94	Dec. 9	16,916	138,000	+192	87½-90
Sept. 26	30,142	156,318	+877	90½-90	Dec. 11	20,057	138,884	+884	87½-90
Sept. 27	32,619	156,483	+165	91-91½	Dec. 12	14,077	138,718	-166	86¾-90
Sept. 28	22,298	156,369	-114	90-89½	Dec. 13	20,109	138,719	+1	85½-90
Sept. 29	23,768	156,797	+428	89¾-90	Dec. 14	22,169	138,325	-394	84¾-90
Sept. 30	20,408	157,613	+816	90-90½	Dec. 15	21,392	137,743	-582	85½-90
Oct. 2	13,218	157,910	+297	89½-90	Dec. 16	13,695	137,976	+233	85½-85
Oct. 3	9,577	158,106	+196	89½-90	Dec. 18	10,946	137,533	-448	84¾-90
Oct. 4	18,511	158,657	+551	90¾-90	Dec. 19	10,434	136,981	-552	84¾-90
Oct. 5	18,639	158,973	+316	89½-89	Dec. 20	27,276	136,707	-274	81¾-90
Oct. 6	46,408	159,001	+28	85-85½	Dec. 21	24,802	135,792	-915	80¾-90
Oct. 7	28,074	157,944	-1,057	86½-86	Dec. 22	23,785	135,470	-322	84¾-90
Oct. 9	25,501	157,773	-171	85¾-90	Dec. 26	10,285	134,319	-91	84-84½
Oct. 10	26,235	157,616	-157	84½-90	Dec. 27	19,661	133,355	-964	83¾-90
Oct. 11	17,843	157,934	+318	84-83¾	Dec. 28	18,861	133,293	-62	85½-90
Oct. 13	39,941	156,666	-1,268	78¾-90	Dec. 29	19,908	133,974	+681	83¾-90
Oct. 14	38,409	153,250	-3,416	75-74¾	Dec. 30	13,752	133,337	-637	85½-90
Oct. 16	39,525	151,515	-1,735	69¾					
1934					1934				
				Cents 1934 May future					
Oct. 17	56,810	148,301	-3,214	78¾b	Jan. 2	12,306	133,896	+559	85-84¾
Oct. 18	56,692	144,074	-4,227	81¾-90	Jan. 3	16,922	132,937	-959	84¾-90
Oct. 19	40,536	141,588	-2,486	81-80¾	Jan. 4	20,520	131,736	-1,201	84¾-90
Oct. 20	49,415	139,719	-1,869	84½-90	Jan. 5	12,164	131,789	+53	84-84½
Oct. 21	30,981	137,431	-2,288	85-84½	Jan. 6	5,187	131,282	-507	84¾-90
Oct. 23	33,269	136,487	-944	89-89½	Jan. 8	6,799	130,860	-422	84¾-90
Oct. 24	40,074	137,815	+1,328	88-87¾	Jan. 9	8,358	130,172	-688	85-86½
Oct. 25	34,948	138,394	+579	91½-91	Jan. 10	14,386	129,365	-807	89½-90
Oct. 26	30,953	138,499	+459	88¾-90	Jan. 11	14,603	129,046	-319	85¾-90
Oct. 27	34,692	139,393	+544	91¾-90	Jan. 12	18,019	129,005	-41	87¾-87
Oct. 28	34,202	137,265	-2,128	91¾-90	Jan. 13	13,401	128,724	-281	87¾-90
Oct. 29	37,598	138,559	+1,294	90¾-90	Jan. 15	41,965	128,897	+173	91¾-90
Oct. 30	30,700	137,353	-1,206	88½-90	Jan. 16	27,900	127,969	-1,228	90¾-90
Oct. 31	37,700	137,353	+1,206	88½-90	Jan. 17	25,421	127,891	+222	90¾-90
Nov. 1	41,630	136,353	-1,000	86½-85¾	Jan. 18	17,370	127,508	-383	89¾-90
Nov. 2	25,918	137,507	+1,154	87¾-90	Jan. 19	19,643	127,810	+302	91-91½
Nov. 3	26,554	136,547	-960	90¾-90	Jan. 20	12,619	134,932	+7,122	90¾-90
Nov. 4	20,525	135,506	-1,041	89¾-90	Jan. 22	12,972	135,048	+116	89¾-90
Nov. 6	22,467	137,301	+1,795	88¾-90	Jan. 23	13,987	134,101	-638	90¾-90
Nov. 7	10,803	137,444	+143	88¾-90	Jan. 24	12,870	134,773	+363	90¾-90
Nov. 8	20,459	139,224	+1,780	91½-91	Jan. 25	16,145	134,297	-476	89-88½
Nov. 9	44,582	138,448	+224	94¾-95	Jan. 26	11,873	134,331	+34	89¾-90
Nov. 10	32,409	139,291	-167	93¾-90	Jan. 27	8,136	134,440	+109	90¾-90
Nov. 13	25,662	140,204	+813	94¾-90	Jan. 29	22,192	134,240	-200	92¾-90
Nov. 14	37,539	142,064	+1,860	95¾-95	Jan. 30	26,030	134,723	+483	93-92¾
Nov. 15	43,205	142,194	+120	92¾-90	Jan. 31	25,885	134,077	-646	91¾-90
Nov. 16	33,725	143,410	+1,216	94¾-90	Feb. 1	24,799	134,007	-70	91¾-90
Nov. 17	26,324	142,064	-1,346	92¾-90	Feb. 2	15,299	134,121	+114	91¾-90

4 The unusually large change in open commitments was occasioned by a nonclearing member of the exchange becoming a clearing member.



TABLE 30.—Daily volume of trading and open commitments in all wheat futures combined and the closing price of the dominant future on the Chicago Board of Trade, Jan. 3, 1933, to Dec. 31, 1935—Continued

Date	Open commitments			Closing price of dominant future	Date	Open commitments			Closing price of dominant future
	Volume of trading	Amount	Change from previous day			Volume of trading	Amount	Change from previous day	
1934	1,000 bushels	1,000 bushels	1,000 bushels	Cents 1934 May future	1934	1,000 bushels	1,000 bushels	1,000 bushels	Cents 1934 July future
Feb. 3.	15,232	133,774	-347	92 3/4-3/8	Apr. 24.	27,976	102,779	-454	75 1/4-3/8
Feb. 5.	21,388	132,737	-1,037	92 3/4-3/8	Apr. 25.	28,199	101,214	-1,565	75 3/4-1/8
Feb. 6.	10,132	132,877	+140	92 3/4-03	Apr. 26.	21,662	100,053	-1,161	75 3/4-1/8
Feb. 7.	31,917	131,715	-1,162	90 3/8-3/4	Apr. 27.	25,796	97,992	-2,061	70 3/4-3/8
Feb. 8.	17,208	131,661	-54	91 1/4-1/4	Apr. 28.	24,993	96,821	-1,171	70 3/4-3/8
Feb. 9.	20,071	130,821	-840	90 3/8-90	Apr. 30.	39,055	95,836	-986	70 3/4-3/8
Feb. 10.	15,684	130,856	+35	90 3/8-1/8	May 1.	29,241	94,511	-1,324	77 3/4-1/8
Feb. 13.	13,577	131,202	+346	90-90 1/2	May 2.	23,006	94,667	+156	77 3/4-3/8
Feb. 14.	10,573	130,825	-377	90 1/2-3/8	May 3.	14,987	95,094	+427	76 3/4-1/4
Feb. 15.	9,747	131,120	+301	90 3/4-3/8	May 4.	21,082	95,954	+860	77 1/2-78
Feb. 16.	7,761	129,923	-1,203	90 3/4-3/8	May 5.	24,430	92,911	-3,043	79 3/4-1/2
Feb. 17.	6,048	129,994	+71	90 1/2-3/8	May 7.	37,062	92,273	-638	82 3/8-3/4
Feb. 19.	8,940	129,710	-284	89 3/8-1/2	May 8.	30,124	90,796	-1,477	84 1/4-84
Feb. 20.	13,807	129,424	-286	88 3/8-1/4	May 9.	35,953	90,717	-79	83 3/4-3/8
Feb. 21.	11,791	129,129	-295	88 3/8-1/4	May 10.	50,233	88,669	-2,048	88 3/8b
Feb. 23.	8,686	120,282	+153	88 1/4-88	May 11.	51,097	89,329	+680	87 3/8-1/4
Feb. 24.	10,284	128,734	-548	87 3/8-1/2	May 12.	35,991	89,231	-98	85 3/8-1/8
Feb. 26.	14,380	127,703	-1,031	86 1/4-3/8	May 14.	37,295	89,423	+192	85-84 1/2
Feb. 27.	15,104	127,207	-406	87 1/4-3/8	May 15.	21,075	89,755	+332	86 3/8-1/4
Feb. 28.	12,331	125,942	-1,265	86 3/4-1/2	May 16.	31,143	89,877	+122	88 3/4-1/2
Mar. 1.	13,757	125,567	-375	86 1/4-3/8	May 17.	43,940	90,592	+715	87 3/8-3/4
Mar. 2.	14,573	124,879	-688	87 3/8-88	May 18.	36,297	90,405	-187	87 1/2-1/2
Mar. 3.	10,914	124,226	-653	88-87 1/2	May 19.	20,413	90,348	-57	89 1/8-1/4
Mar. 5.	10,580	124,545	+319	87 3/8-3/8	May 21.	30,852	91,545	+1,197	88 3/4-1/2
Mar. 6.	6,279	123,888	-657	87 1/4-1/8	May 22.	26,337	91,300	-185	88 3/8-1/2
Mar. 7.	10,152	123,152	-736	86 3/4-3/8					
Mar. 8.	14,371	123,150	-2	86 3/8-3/8					
Mar. 9.	8,150	123,430	+280	86 3/4-1/2					1934 September future
Mar. 10.	12,125	123,075	-355	87 3/4-88	May 23.	26,012	90,322	-1,038	89 3/4-1/8
Mar. 12.	10,948	122,183	-892	88 3/8-89	May 24.	19,441	90,307	-15	89 1/8-3/4
Mar. 13.	13,127	122,027	-156	88 3/8-3/4	May 25.	41,189	90,743	+436	92 3/8-1/2
Mar. 14.	13,747	121,594	-433	88 3/8-3/4	May 26.	33,353	91,914	+1,171	92 3/8-1/2
Mar. 15.	10,217	120,500	-1,094	86 3/4-87	May 28.	49,590	91,308	-606	97 1/2b
Mar. 16.	11,740	120,532	+32	87 1/4-3/4	May 29.	56,579	90,864	-444	98 3/8-5/8
Mar. 17.	12,070	119,434	-1,098	87 3/8-1/2	May 31.	64,149	91,106	+242	103 3/8-3/8
Mar. 19.	15,718	118,854	-580	87-87 1/2	June 1.	73,307	93,830	+2,724	102 3/8-3/4
Mar. 20.	12,773	118,523	-331	87 3/8-3/8	June 2.	44,050	94,823	+993	90 3/8-99
Mar. 21.	8,039	118,084	+161	87 1/4-1/4	June 4.	41,802	95,255	+432	97 3/4-3/8
Mar. 22.	8,752	118,421	-203	87 3/8-3/4	June 5.	50,895	96,758	+1,503	101 1/8-02
Mar. 23.	4,588	118,185	-236	87 1/4-1/4	June 6.	50,850	98,089	+1,331	100 1/8-100
Mar. 24.	6,124	117,904	-281	87 3/4-3/4	June 7.	40,496	100,363	+2,274	98 3/8-3/8
Mar. 26.	8,722	117,973	+69	86 1/4-3/4	June 8.	30,976	99,557	-806	98 3/8-1/8
Mar. 27.	22,082	117,470	-497	85 3/8-3/8	June 9.	34,376	100,767	+1,210	99 3/8-5/8
Mar. 28.	11,651	117,334	-142	85 1/2-3/8	June 11.	27,802	100,937	+170	99 1/4-3/8
Mar. 29.	12,054	116,316	-1,018	86 1/4-3/8	June 12.	24,359	101,490	+553	90 3/4-1/8
Mar. 31.	8,974	115,716	-600	86 3/8-87	June 13.	36,804	101,937	+447	96 1/4-5/8
Apr. 2.	7,381	115,458	-258	86-80 1/2	June 14.	53,008	101,568	-369	95-94 1/2
Apr. 3.	7,861	115,064	+206	85 3/4-1/2	June 15.	31,452	102,567	+999	95 3/8-3/8
Apr. 4.	10,705	116,082	+418	86 3/4-3/8	June 16.	15,493	103,030	+463	94 3/8-1/2
Apr. 5.	7,571	115,970	-112	86 3/8-3/8	June 18.	22,628	104,478	+1,448	95 1/4-1/4
Apr. 6.	6,034	115,737	-233	86 1/2-3/8	June 19.	14,557	105,561	+1,083	95 3/4-1/8
Apr. 7.	7,489	115,632	-205	86 1/2-3/8	June 20.	28,191	105,675	+114	92 3/4-1/2
Apr. 9.	7,424	115,282	-250	86 1/2-3/8	June 21.	50,602	106,546	+871	90-89 3/4
Apr. 10.	9,657	114,850	-432	86 1/4-3/8	June 22.	33,000	106,707	+161	90 1/8-1/4
Apr. 11.	6,809	114,831	-19	86 1/2-1/2	June 23.	29,430	106,317	-390	93 1/4-3/8
Apr. 12.	14,393	114,800	-22	85 1/4-1/4	June 25.	28,626	108,190	+1,873	91 3/8-1/4
Apr. 13.	20,026	113,754	-1,055	85 1/4-1/4	June 26.	30,749	110,288	+2,098	90 3/8-5/8
Apr. 14.	7,070	113,895	+141	84 3/4-3/8	June 27.	29,444	112,124	+1,836	90 1/8-3/4
Apr. 16.	30,877	113,217	-678	80 1/8-80	June 28.	32,580	112,435	+311	92 3/4-5/8
					June 29.	25,887	114,347	+1,912	91 1/8-91
				1934 July future	June 30.	19,481	116,997	+2,650	90 3/8
Apr. 17.	47,357	109,417	-3,800	78 3/8-3/4					1934 Old September future
Apr. 18.	20,998	108,652	-765	77 3/8-78	July 2.	30,410	117,741	+744	88 1/4-1/8
Apr. 19.	56,519	108,110	-542	75 1/8-75	July 3.	22,711	119,589	+1,848	88 3/4-1/2
Apr. 20.	28,948	100,683	-1,427	75 3/8-3/4	July 5.	23,291	122,866	+3,277	90 1/8-1/4
Apr. 21.	19,063	104,613	+2,070	77-76 1/2	July 6.	19,289	125,482	+2,616	89 3/8-3/4
Apr. 23.	24,202	103,233	-1,380	76 1/4-76					

TABLE 30.—Daily volume of trading and open commitments in all wheat futures combined and the closing price of the dominant future on the Chicago Board of Trade, Jan. 3, 1933, to Dec. 31, 1935—Continued

Date	Volume of trading	Open commitments		Closing price of dominant future	Date	Volume of trading	Open commitments		Closing price of dominant future
		Amount	Change from previous day				Amount	Change from previous day	
1934	1,000 bushels	1,000 bushels	1,000 bushels	Cents 1934 Old September future	1934	1,000 bushels	1,000 bushels	1,000 bushels	Cents 1934 New December future
July 7	12, 186	126, 837	+1, 355	80 <sup>3</sup> / <sub>8</sub> - <sup>1</sup> / <sub>2</sub>	Sept. 21	15, 703	151, 890	-1, 312	104-04 <sup>1</sup> / <sub>2</sub>
July 9	23, 686	129, 324	+2, 487	87 <sup>1</sup> / <sub>2</sub> - <sup>3</sup> / <sub>4</sub>	Sept. 22	7, 355	151, 509	-321	104-03 <sup>1</sup> / <sub>2</sub>
July 10	22, 029	132, 338	+3, 014	88 <sup>3</sup> / <sub>4</sub> - <sup>1</sup> / <sub>2</sub>	Sept. 24	12, 289	151, 130	-439	103 <sup>3</sup> / <sub>4</sub> - <sup>1</sup> / <sub>4</sub>
July 11	30, 071	133, 535	+1, 197	93 <sup>3</sup> / <sub>8</sub> b	Sept. 25	29, 849	149, 425	-1, 705	104 <sup>1</sup> / <sub>2</sub> - <sup>1</sup> / <sub>4</sub>
July 12	49, 338	134, 399	+864	94 <sup>3</sup> / <sub>4</sub> - <sup>5</sup> / <sub>8</sub>	Sept. 26	17, 035	149, 352	-73	103 <sup>3</sup> / <sub>4</sub> - <sup>1</sup> / <sub>2</sub>
July 13	48, 384	136, 531	+2, 132	97 <sup>3</sup> / <sub>4</sub> -08	Sept. 27	13, 013	148, 975	-377	104-03 <sup>1</sup> / <sub>2</sub>
July 14	41, 717	138, 370	+1, 839	98 <sup>3</sup> / <sub>4</sub> - <sup>1</sup> / <sub>2</sub>	Sept. 28	11, 048	148, 349	-626	103 <sup>3</sup> / <sub>4</sub> - <sup>1</sup> / <sub>2</sub>
July 16	41, 851	140, 443	+2, 073	98 <sup>3</sup> / <sub>4</sub> - <sup>1</sup> / <sub>4</sub>	Sept. 29	10, 253	146, 675	-1, 674	103-02 <sup>3</sup> / <sub>4</sub>
July 17	56, 970	143, 880	+3, 437	99 <sup>3</sup> / <sub>8</sub> - <sup>3</sup> / <sub>8</sub>					
July 18	38, 716	144, 642	+762	100-100 <sup>3</sup> / <sub>8</sub>					
July 19	41, 635	145, 845	+1, 203	101 <sup>1</sup> / <sub>2</sub> - <sup>1</sup> / <sub>2</sub>					
July 20	62, 620	148, 473	+2, 628	99 <sup>3</sup> / <sub>8</sub> - <sup>1</sup> / <sub>4</sub>					
July 21	29, 932	150, 241	+1, 768	100 <sup>3</sup> / <sub>4</sub> - <sup>1</sup> / <sub>2</sub>					
July 23	44, 595	151, 091	+850	99 <sup>7</sup> / <sub>8</sub> -100					
				1934 New December future					
July 24	43, 305	152, 572	+1, 481	99 <sup>1</sup> / <sub>4</sub> - <sup>1</sup> / <sub>2</sub>	Oct. 1	31, 814	144, 942	-1, 733	100 <sup>3</sup> / <sub>4</sub> - <sup>3</sup> / <sub>8</sub>
July 25	39, 946	153, 364	+774	101 <sup>1</sup> / <sub>2</sub> -100 <sup>3</sup> / <sub>8</sub>	Oct. 2	41, 290	141, 973	-2, 009	99 <sup>3</sup> / <sub>8</sub> - <sup>1</sup> / <sub>2</sub>
July 26	55, 772	153, 325	-21	99 <sup>3</sup> / <sub>8</sub> - <sup>1</sup> / <sub>4</sub>	Oct. 3	37, 662	140, 600	-1, 373	96 <sup>1</sup> / <sub>2</sub> -05 <sup>3</sup> / <sub>8</sub>
July 27	29, 626	152, 793	-532	100-100 <sup>1</sup> / <sub>4</sub>	Oct. 4	49, 592	138, 632	-1, 968	97 <sup>1</sup> / <sub>2</sub> - <sup>1</sup> / <sub>4</sub>
July 28	30, 269	153, 883	+1, 090	102 <sup>3</sup> / <sub>4</sub> -03	Oct. 5	24, 136	137, 367	-1, 265	97 <sup>1</sup> / <sub>2</sub> -08
July 30	49, 133	155, 260	+1, 377	103 <sup>3</sup> / <sub>4</sub> -04 <sup>1</sup> / <sub>8</sub>	Oct. 6	16, 349	135, 821	-1, 540	97 <sup>1</sup> / <sub>2</sub> - <sup>3</sup> / <sub>8</sub>
July 31	34, 148	158, 274	+3, 014	102 <sup>3</sup> / <sub>4</sub> - <sup>5</sup> / <sub>8</sub>	Oct. 8	16, 400	135, 466	-355	99 <sup>3</sup> / <sub>8</sub> - <sup>1</sup> / <sub>4</sub>
Aug. 1	51, 673	159, 692	+1, 418	105 <sup>1</sup> / <sub>2</sub> -05	Oct. 9	17, 772	134, 540	-916	97 <sup>1</sup> / <sub>2</sub> - <sup>1</sup> / <sub>4</sub>
Aug. 2	53, 094	161, 556	+1, 864	105 <sup>1</sup> / <sub>2</sub> - <sup>1</sup> / <sub>2</sub>	Oct. 10	33, 176	134, 407	-133	99 <sup>3</sup> / <sub>4</sub> - <sup>1</sup> / <sub>2</sub>
Aug. 3	33, 395	161, 300	-256	104 <sup>1</sup> / <sub>2</sub> - <sup>3</sup> / <sub>4</sub>	Oct. 11	42, 953	134, 315	-92	102 <sup>1</sup> / <sub>4</sub> - <sup>3</sup> / <sub>8</sub>
Aug. 4	36, 951	163, 493	+2, 193	106 <sup>3</sup> / <sub>8</sub> - <sup>3</sup> / <sub>4</sub>	Oct. 13	18, 407	134, 258	-57	100 <sup>3</sup> / <sub>4</sub> - <sup>1</sup> / <sub>2</sub>
Aug. 6	74, 968	163, 468	-35	110 <sup>1</sup> / <sub>2</sub> - <sup>1</sup> / <sub>2</sub>	Oct. 15	16, 150	134, 649	+391	99 <sup>1</sup> / <sub>2</sub> -100
Aug. 7	69, 312	164, 415	+957	110 <sup>1</sup> / <sub>2</sub> - <sup>5</sup> / <sub>8</sub>	Oct. 16	23, 508	135, 127	+478	101 <sup>1</sup> / <sub>2</sub> - <sup>3</sup> / <sub>4</sub>
Aug. 8	55, 542	164, 302	-113	111 <sup>1</sup> / <sub>2</sub> - <sup>1</sup> / <sub>2</sub>	Oct. 17	16, 216	136, 218	+1, 091	100 <sup>1</sup> / <sub>2</sub> - <sup>1</sup> / <sub>4</sub>
Aug. 9	76, 335	165, 864	+1, 562	113 <sup>1</sup> / <sub>2</sub> - <sup>3</sup> / <sub>8</sub>	Oct. 18	21, 297	137, 021	+803	100 <sup>3</sup> / <sub>4</sub> - <sup>1</sup> / <sub>2</sub>
Aug. 10	54, 732	165, 510	-354	112 <sup>1</sup> / <sub>2</sub> -11 <sup>1</sup> / <sub>8</sub>	Oct. 19	21, 901	136, 209	-752	99 <sup>3</sup> / <sub>8</sub> -99
Aug. 11	51, 046	164, 412	-1, 098	107 <sup>3</sup> / <sub>8</sub>	Oct. 20	19, 563	135, 311	-958	97 <sup>3</sup> / <sub>8</sub> - <sup>1</sup> / <sub>2</sub>
Aug. 13	54, 979	164, 994	+522	106 <sup>3</sup> / <sub>8</sub> - <sup>3</sup> / <sub>4</sub>	Oct. 22	22, 536	135, 258	-53	97 <sup>1</sup> / <sub>2</sub> - <sup>1</sup> / <sub>4</sub>
Aug. 14	43, 499	165, 715	+721	105-04 <sup>3</sup> / <sub>8</sub>	Oct. 23	20, 105	134, 811	-447	97 <sup>3</sup> / <sub>4</sub> - <sup>1</sup> / <sub>2</sub>
Aug. 15	67, 883	163, 000	-2, 715	103 <sup>3</sup> / <sub>4</sub> - <sup>5</sup> / <sub>8</sub>	Oct. 24	17, 433	135, 128	+317	98 <sup>1</sup> / <sub>2</sub> - <sup>1</sup> / <sub>2</sub>
Aug. 16	42, 225	162, 609	-391	103 <sup>3</sup> / <sub>4</sub> - <sup>1</sup> / <sub>2</sub>	Oct. 25	25, 833	135, 532	+404	99 <sup>3</sup> / <sub>8</sub> - <sup>1</sup> / <sub>4</sub>
Aug. 17	38, 447	161, 945	-664	103 <sup>1</sup> / <sub>2</sub> - <sup>3</sup> / <sub>8</sub>	Oct. 26	34, 098	134, 805	-727	96 <sup>1</sup> / <sub>2</sub> - <sup>1</sup> / <sub>4</sub>
Aug. 18	23, 053	161, 159	-786	104 <sup>5</sup> / <sub>8</sub> - <sup>3</sup> / <sub>4</sub>	Oct. 27	9, 701	134, 295	-510	95 <sup>1</sup> / <sub>2</sub> - <sup>1</sup> / <sub>4</sub>
Aug. 20	27, 061	160, 321	-838	104 <sup>1</sup> / <sub>2</sub> -05	Oct. 29	25, 178	133, 204	-1, 031	94 <sup>1</sup> / <sub>2</sub> - <sup>3</sup> / <sub>8</sub>
Aug. 21	26, 468	159, 285	-1, 036	105 <sup>1</sup> / <sub>2</sub> -06	Oct. 30	24, 844	133, 240	-24	95-95 <sup>3</sup> / <sub>8</sub>
Aug. 22	25, 601	159, 611	+326	105 <sup>1</sup> / <sub>2</sub> - <sup>1</sup> / <sub>4</sub>	Oct. 31	23, 972	133, 262	+22	94 <sup>1</sup> / <sub>2</sub> - <sup>1</sup> / <sub>4</sub>
Aug. 23	22, 912	160, 022	+411	104 <sup>1</sup> / <sub>2</sub> - <sup>1</sup> / <sub>4</sub>	Nov. 1	29, 473	134, 011	+749	97-95 <sup>1</sup> / <sub>2</sub>
Aug. 24	21, 036	160, 332	+310	104 <sup>1</sup> / <sub>2</sub> -05	Nov. 2	27, 291	133, 321	-690	97-96 <sup>1</sup> / <sub>2</sub>
Aug. 25	14, 439	161, 551	+1, 219	105 <sup>1</sup> / <sub>2</sub> -05	Nov. 3	13, 641	132, 972	-349	96 <sup>3</sup> / <sub>4</sub> - <sup>1</sup> / <sub>2</sub>
Aug. 27	22, 397	161, 460	-91	103 <sup>1</sup> / <sub>2</sub> -03	Nov. 5	10, 282	132, 778	-194	96 <sup>1</sup> / <sub>2</sub> -97
Aug. 28	20, 734	162, 406	+640	102 <sup>3</sup> / <sub>4</sub> - <sup>1</sup> / <sub>2</sub>	Nov. 7	35, 310	131, 959	-819	99 <sup>1</sup> / <sub>2</sub> -100
Aug. 29	20, 595	162, 362	-44	103 <sup>3</sup> / <sub>4</sub> - <sup>1</sup> / <sub>2</sub>	Nov. 8	28, 697	131, 778	-181	98 <sup>3</sup> / <sub>4</sub> - <sup>5</sup> / <sub>8</sub>
Aug. 30	17, 830	160, 054	-2, 308	103 <sup>1</sup> / <sub>2</sub> -04	Nov. 9	20, 171	131, 951	+173	99 <sup>1</sup> / <sub>2</sub> - <sup>1</sup> / <sub>4</sub>
Aug. 31	22, 008	157, 805	-2, 249	103 <sup>3</sup> / <sub>8</sub> - <sup>1</sup> / <sub>2</sub>	Nov. 10	10, 030	131, 742	-209	99 <sup>1</sup> / <sub>2</sub> - <sup>1</sup> / <sub>4</sub>
Sept. 1	11, 174	156, 399	-1, 405	103 <sup>1</sup> / <sub>2</sub> - <sup>5</sup> / <sub>8</sub>	Nov. 13	19, 517	132, 403	+721	99 <sup>1</sup> / <sub>2</sub> - <sup>3</sup> / <sub>8</sub>
Sept. 4	19, 842	156, 250	-149	104-03 <sup>1</sup> / <sub>2</sub>	Nov. 14	17, 383	132, 374	-89	99-99 <sup>1</sup> / <sub>2</sub>
Sept. 5	32, 891	155, 416	-834	100-06 <sup>1</sup> / <sub>2</sub>	Nov. 15	30, 401	133, 446	+1, 072	100 <sup>1</sup> / <sub>2</sub> - <sup>1</sup> / <sub>2</sub>
Sept. 6	33, 890	154, 365	-1, 051	107 <sup>1</sup> / <sub>2</sub> -06 <sup>1</sup> / <sub>2</sub>	Nov. 16	23, 615	132, 882	-564	99 <sup>3</sup> / <sub>8</sub> - <sup>1</sup> / <sub>2</sub>
Sept. 7	39, 186	152, 883	-1, 482	107 <sup>3</sup> / <sub>4</sub> - <sup>5</sup> / <sub>8</sub>	Nov. 17	13, 246	133, 299	+417	99 <sup>1</sup> / <sub>2</sub> - <sup>1</sup> / <sub>4</sub>
Sept. 8	19, 896	151, 991	-892	107 <sup>3</sup> / <sub>4</sub> - <sup>1</sup> / <sub>4</sub>	Nov. 19	15, 462	133, 305	+15	97 <sup>1</sup> / <sub>2</sub> -08
Sept. 10	20, 721	152, 337	+346	106 <sup>3</sup> / <sub>8</sub> - <sup>5</sup> / <sub>8</sub>	Nov. 20	24, 231	132, 169	-1, 136	97 <sup>1</sup> / <sub>2</sub> - <sup>3</sup> / <sub>4</sub>
Sept. 11	22, 291	152, 259	+922	107 <sup>1</sup> / <sub>2</sub> - <sup>3</sup> / <sub>8</sub>	Nov. 21	24, 515	132, 933	+794	97 <sup>1</sup> / <sub>2</sub> - <sup>3</sup> / <sub>4</sub>
Sept. 12	23, 667	153, 554	+295	106 <sup>1</sup> / <sub>2</sub> - <sup>1</sup> / <sub>4</sub>	Nov. 22	16, 084	132, 694	-239	97 <sup>1</sup> / <sub>2</sub> - <sup>3</sup> / <sub>8</sub>
Sept. 13	25, 320	153, 174	-380	109-06 <sup>1</sup> / <sub>2</sub>	Nov. 23	22, 115	133, 452	+758	97 <sup>1</sup> / <sub>2</sub> - <sup>3</sup> / <sub>8</sub>
Sept. 14	35, 057	153, 773	+549	103 <sup>1</sup> / <sub>2</sub> - <sup>3</sup> / <sub>4</sub>	Nov. 24	11, 296	132, 837	-615	98 <sup>3</sup> / <sub>4</sub> - <sup>3</sup> / <sub>8</sub>
Sept. 15	17, 793	153, 240	-533	103 <sup>3</sup> / <sub>4</sub> - <sup>5</sup> / <sub>8</sub>	Nov. 26	10, 904	132, 144	-693	97 <sup>3</sup> / <sub>8</sub> - <sup>1</sup> / <sub>2</sub>
Sept. 17	19, 649	154, 028	+788	104 <sup>1</sup> / <sub>2</sub> - <sup>3</sup> / <sub>4</sub>	Nov. 27	22, 788	131, 479	-665	98 <sup>3</sup> / <sub>4</sub> - <sup>1</sup> / <sub>2</sub>
Sept. 18	15, 686	153, 745	-283	104 <sup>1</sup> / <sub>2</sub> - <sup>1</sup> / <sub>4</sub>	Nov. 28	32, 421	130, 350	-1, 129	99 <sup>3</sup> / <sub>8</sub> - <sup>3</sup> / <sub>8</sub>
Sept. 19	23, 384	153, 097	-648	103 <sup>1</sup> / <sub>2</sub> - <sup>1</sup> / <sub>4</sub>	Nov. 30	37, 940	127, 571	-2, 779	98 <sup>3</sup> / <sub>4</sub> - <sup>1</sup> / <sub>2</sub>
Sept. 20	17, 195	153, 202	+105	104 <sup>1</sup> / <sub>2</sub> - <sup>1</sup> / <sub>4</sub>	Dec. 1	18, 572	126, 978	-593	99 <sup>3</sup> / <sub>4</sub> - <sup>1</sup> / <sub>4</sub>
					Dec. 3	26, 061	128, 099	+1, 121	99 <sup>3</sup> / <sub>8</sub> - <sup>1</sup> / <sub>2</sub>
					Dec. 4	21, 903	126, 309	-1, 790	100 <sup>1</sup> / <sub>2</sub> - <sup>3</sup> / <sub>4</sub>
					Dec. 5	58, 070	125, 274	-1, 035	103 <sup>1</sup> / <sub>2</sub> -04
					Dec. 6	32, 898	126, 429	+1, 155	103 <sup>3</sup> / <sub>4</sub> - <sup>1</sup> / <sub>2</sub>
					Dec. 7	40, 438	124, 781	-1, 648	103 <sup>3</sup> / <sub>8</sub> - <sup>1</sup> / <sub>2</sub>
					Dec. 8	15, 115	124, 842	+61	103 <sup>1</sup> / <sub>2</sub> -103
					Dec. 10	22, 092	124, 808	-34	102 <sup>3</sup> / <sub>4</sub> - <sup>3</sup> / <sub>4</sub>

TABLE 30.—Daily volume of trading and open commitments in all wheat futures combined and the closing price of the dominant future on the Chicago Board of Trade, Jan. 3, 1933, to Dec. 31, 1935—Continued

Date	Open commitments			Closing price of dominant future	Date	Open commitments			Closing price of dominant future
	Volume of trading	Amount	Change from previous day			Volume of trading	Amount	Change from previous day	
1934	1,000 bushels	1,000 bushels	1,000 bushels	Cents 1935 May future	1935	1,000 bushels	1,000 bushels	1,000 bushels	Cents 1935 May future
Dec. 11.....	12,828	124,487	-321	102-01 <sup>3</sup> / <sub>8</sub>	Feb. 27.....	10,534	96,212	-280	97 <sup>1</sup> / <sub>2</sub> -98
Dec. 12.....	14,672	124,105	-322	100 <sup>1</sup> / <sub>2</sub> - <sup>3</sup> / <sub>4</sub>	Feb. 28.....	9,090	96,209	+87	97 <sup>1</sup> / <sub>2</sub> - <sup>3</sup> / <sub>4</sub>
Dec. 13.....	14,473	124,384	+219	101-100 <sup>3</sup> / <sub>4</sub>	Mar. 1.....	8,472	96,273	-26	98-98 <sup>1</sup> / <sub>2</sub>
Dec. 14.....	11,348	126,096	+712	101 <sup>1</sup> / <sub>2</sub> -02	Mar. 2.....	6,094	96,366	+93	97 <sup>1</sup> / <sub>2</sub> - <sup>3</sup> / <sub>4</sub>
Dec. 15.....	10,063	124,815	-281	101-100 <sup>3</sup> / <sub>4</sub>	Mar. 4.....	8,615	96,175	-191	97 <sup>1</sup> / <sub>2</sub> -97
Dec. 17.....	22,837	124,542	-273	99 <sup>1</sup> / <sub>2</sub> -99	Mar. 5.....	11,970	96,430	+261	96-95 <sup>1</sup> / <sub>2</sub>
Dec. 18.....	18,531	123,947	-595	99 <sup>1</sup> / <sub>2</sub> - <sup>1</sup> / <sub>2</sub>	Mar. 6.....	27,771	96,118	-318	95-95 <sup>1</sup> / <sub>2</sub>
Dec. 19.....	16,712	124,401	+454	98 <sup>3</sup> / <sub>4</sub> - <sup>1</sup> / <sub>2</sub>	Mar. 7.....	12,323	95,989	-129	96 <sup>1</sup> / <sub>2</sub> -96
Dec. 20.....	13,083	123,791	-610	98 <sup>1</sup> / <sub>2</sub> - <sup>1</sup> / <sub>2</sub>	Mar. 8.....	6,295	96,233	+244	96 <sup>3</sup> / <sub>4</sub> - <sup>1</sup> / <sub>2</sub>
Dec. 21.....	18,919	123,503	-218	98 <sup>1</sup> / <sub>2</sub> - <sup>1</sup> / <sub>2</sub>	Mar. 9.....	7,591	95,461	-772	95 <sup>1</sup> / <sub>2</sub> - <sup>1</sup> / <sub>2</sub>
Dec. 22.....	10,279	122,323	-1,250	99 <sup>1</sup> / <sub>2</sub> -99	Mar. 11.....	23,633	94,584	-877	93 <sup>1</sup> / <sub>2</sub> - <sup>1</sup> / <sub>2</sub>
Dec. 24.....	5,001	121,741	-582	99 <sup>1</sup> / <sub>2</sub> - <sup>3</sup> / <sub>8</sub>	Mar. 12.....	16,241	93,090	-1,494	93 <sup>1</sup> / <sub>2</sub> - <sup>1</sup> / <sub>2</sub>
Dec. 26.....	8,431	121,729	-12	99 <sup>1</sup> / <sub>2</sub> - <sup>1</sup> / <sub>2</sub>	Mar. 13.....	11,958	92,573	-517	93 <sup>1</sup> / <sub>2</sub> - <sup>1</sup> / <sub>2</sub>
Dec. 27.....	7,329	121,658	-71	99 <sup>1</sup> / <sub>2</sub> - <sup>1</sup> / <sub>2</sub>	Mar. 14.....	13,480	92,226	-347	93 <sup>1</sup> / <sub>2</sub> - <sup>1</sup> / <sub>2</sub>
Dec. 28.....	12,948	120,930	-728	100 <sup>1</sup> / <sub>2</sub> - <sup>1</sup> / <sub>2</sub>	Mar. 15.....	19,306	91,572	-654	92 <sup>1</sup> / <sub>2</sub> - <sup>1</sup> / <sub>2</sub>
Dec. 29.....	10,293	119,990	-970	99 <sup>1</sup> / <sub>2</sub> - <sup>1</sup> / <sub>2</sub>	Mar. 16.....	12,308	91,091	-481	92 <sup>1</sup> / <sub>2</sub> - <sup>1</sup> / <sub>2</sub>
Dec. 31.....	11,007	119,288	-672	99 <sup>1</sup> / <sub>2</sub> - <sup>1</sup> / <sub>2</sub>	Mar. 17.....	20,987	89,538	-1,553	91 <sup>1</sup> / <sub>2</sub> -91
					Mar. 18.....	10,815	88,690	-848	91 <sup>1</sup> / <sub>2</sub> - <sup>1</sup> / <sub>2</sub>
1935					Mar. 19.....	19,062	88,536	-154	93 <sup>1</sup> / <sub>2</sub> - <sup>1</sup> / <sub>2</sub>
Jan. 2.....	11,342	119,231	-57	98 <sup>1</sup> / <sub>2</sub> - <sup>1</sup> / <sub>2</sub>	Mar. 20.....	25,025	87,825	-711	94-94 <sup>1</sup> / <sub>2</sub>
Jan. 3.....	12,953	118,561	-870	99 <sup>1</sup> / <sub>2</sub> - <sup>1</sup> / <sub>2</sub>	Mar. 21.....	20,438	86,972	-1,853	95 <sup>1</sup> / <sub>2</sub> - <sup>1</sup> / <sub>2</sub>
Jan. 4.....	12,387	118,705	+144	99 <sup>1</sup> / <sub>2</sub> - <sup>1</sup> / <sub>2</sub>	Mar. 22.....	10,511	86,013	-41	94 <sup>1</sup> / <sub>2</sub> -94
Jan. 5.....	12,700	118,342	-363	100 <sup>1</sup> / <sub>2</sub> - <sup>3</sup> / <sub>4</sub>	Mar. 23.....	12,986	85,253	-760	93 <sup>1</sup> / <sub>2</sub> - <sup>1</sup> / <sub>2</sub>
Jan. 7.....	20,971	117,715	-627	101 <sup>1</sup> / <sub>2</sub> - <sup>3</sup> / <sub>4</sub>	Mar. 24.....	10,057	84,972	-281	93 <sup>1</sup> / <sub>2</sub> - <sup>1</sup> / <sub>2</sub>
Jan. 8.....	17,385	116,259	-1,456	101 <sup>1</sup> / <sub>2</sub> - <sup>3</sup> / <sub>8</sub>	Mar. 25.....	17,625	84,845	-127	93 <sup>1</sup> / <sub>2</sub> - <sup>1</sup> / <sub>2</sub>
Jan. 9.....	15,634	115,534	-725	101-01 <sup>1</sup> / <sub>2</sub>	Mar. 26.....	12,124	84,888	+143	94 <sup>1</sup> / <sub>2</sub> - <sup>1</sup> / <sub>2</sub>
Jan. 10.....	10,947	115,144	-390	101 <sup>1</sup> / <sub>2</sub> - <sup>1</sup> / <sub>2</sub>	Mar. 28.....	9,149	84,748	-140	94 <sup>1</sup> / <sub>2</sub> - <sup>1</sup> / <sub>2</sub>
Jan. 11.....	22,959	113,402	-1,742	99 <sup>1</sup> / <sub>2</sub> - <sup>3</sup> / <sub>8</sub>	Mar. 29.....	7,274	84,445	-303	95 <sup>1</sup> / <sub>2</sub> - <sup>1</sup> / <sub>2</sub>
Jan. 12.....	15,526	112,695	-707	99 <sup>1</sup> / <sub>2</sub> - <sup>1</sup> / <sub>2</sub>	Apr. 1.....	11,208	85,168	+723	94 <sup>1</sup> / <sub>2</sub> - <sup>1</sup> / <sub>2</sub>
Jan. 14.....	18,324	112,097	-598	98 <sup>1</sup> / <sub>2</sub> -98	Apr. 2.....	11,831	85,293	+125	94 <sup>1</sup> / <sub>2</sub> - <sup>1</sup> / <sub>2</sub>
Jan. 15.....	41,273	111,304	-793	95-95 <sup>1</sup> / <sub>2</sub>	Apr. 3.....	16,495	84,908	-295	95 <sup>1</sup> / <sub>2</sub> - <sup>1</sup> / <sub>2</sub>
Jan. 16.....	24,572	110,156	-1,148	96 <sup>1</sup> / <sub>2</sub> - <sup>1</sup> / <sub>2</sub>	Apr. 4.....	20,147	84,850	-148	96-95 <sup>1</sup> / <sub>2</sub>
Jan. 17.....	16,018	109,674	-482	97-97 <sup>1</sup> / <sub>2</sub>	Apr. 5.....	14,581	84,192	-658	94 <sup>1</sup> / <sub>2</sub> - <sup>1</sup> / <sub>2</sub>
Jan. 18.....	15,969	109,341	-333	97 <sup>1</sup> / <sub>2</sub> - <sup>1</sup> / <sub>2</sub>	Apr. 6.....	9,202	83,262	-930	94 <sup>1</sup> / <sub>2</sub> - <sup>1</sup> / <sub>2</sub>
Jan. 19.....	12,208	109,153	-188	98 <sup>1</sup> / <sub>2</sub> - <sup>3</sup> / <sub>4</sub>	Apr. 8.....	20,156	82,686	-576	95 <sup>1</sup> / <sub>2</sub> - <sup>1</sup> / <sub>2</sub>
Jan. 21.....	16,502	109,408	+345	97 <sup>1</sup> / <sub>2</sub> - <sup>3</sup> / <sub>4</sub>	Apr. 9.....	15,174	82,585	-101	95 <sup>1</sup> / <sub>2</sub> - <sup>1</sup> / <sub>2</sub>
Jan. 22.....	12,337	108,619	-879	97 <sup>1</sup> / <sub>2</sub> - <sup>1</sup> / <sub>2</sub>	Apr. 10.....	32,767	82,595	+10	96 <sup>1</sup> / <sub>2</sub> - <sup>1</sup> / <sub>2</sub>
Jan. 23.....	14,573	108,151	-468	96 <sup>1</sup> / <sub>2</sub> -97	Apr. 11.....	33,107	82,493	-102	98-97 <sup>1</sup> / <sub>2</sub>
Jan. 24.....	12,495	107,504	-687	96 <sup>1</sup> / <sub>2</sub> - <sup>1</sup> / <sub>2</sub>	Apr. 12.....	34,092	81,463	-1,030	100 <sup>1</sup> / <sub>2</sub> - <sup>1</sup> / <sub>2</sub>
Jan. 25.....	12,100	107,654	+90	97 <sup>1</sup> / <sub>2</sub> - <sup>1</sup> / <sub>2</sub>	Apr. 13.....	39,787	80,569	-894	100 <sup>1</sup> / <sub>2</sub> - <sup>1</sup> / <sub>2</sub>
Jan. 26.....	5,265	107,717	+63	97 <sup>1</sup> / <sub>2</sub> - <sup>1</sup> / <sub>2</sub>	Apr. 15.....	37,523	81,316	+747	100 <sup>1</sup> / <sub>2</sub> - <sup>1</sup> / <sub>2</sub>
Jan. 28.....	17,343	107,012	-705	95 <sup>1</sup> / <sub>2</sub> - <sup>1</sup> / <sub>2</sub>	Apr. 16.....	32,198	81,427	+111	102 <sup>1</sup> / <sub>2</sub> - <sup>1</sup> / <sub>2</sub>
Jan. 29.....	15,709	106,434	-578	95 <sup>1</sup> / <sub>2</sub> -95	Apr. 17.....	36,331	81,241	-186	100 <sup>1</sup> / <sub>2</sub> - <sup>1</sup> / <sub>2</sub>
Jan. 30.....	9,015	106,194	-240	96 <sup>1</sup> / <sub>2</sub> - <sup>1</sup> / <sub>2</sub>	Apr. 18.....	21,270	80,495	-746	100-100 <sup>1</sup> / <sub>2</sub>
Jan. 31.....	10,797	105,250	-944	96 <sup>1</sup> / <sub>2</sub> - <sup>1</sup> / <sub>2</sub>	Apr. 20.....	17,567	79,876	-619	101 <sup>1</sup> / <sub>2</sub> - <sup>1</sup> / <sub>2</sub>
Feb. 1.....	6,981	104,424	-826	96-96 <sup>1</sup> / <sub>2</sub>	Apr. 22.....	23,750	79,217	-650	102-01 <sup>1</sup> / <sub>2</sub>
Feb. 2.....	7,569	103,521	-903	96 <sup>1</sup> / <sub>2</sub> - <sup>1</sup> / <sub>2</sub>	Apr. 23.....	28,565	78,313	-904	99 <sup>1</sup> / <sub>2</sub> -99
Feb. 4.....	15,015	102,386	-1,135	94 <sup>1</sup> / <sub>2</sub> - <sup>1</sup> / <sub>2</sub>					
Feb. 5.....	13,706	101,001	-1,385	94 <sup>1</sup> / <sub>2</sub> - <sup>1</sup> / <sub>2</sub>					
Feb. 6.....	8,832	101,207	+206	94 <sup>1</sup> / <sub>2</sub> - <sup>1</sup> / <sub>2</sub>	Apr. 25 <sup>e</sup> .....	39,259	76,562	-1,751	97 <sup>1</sup> / <sub>2</sub> - <sup>1</sup> / <sub>2</sub>
Feb. 7.....	12,722	100,834	-373	95 <sup>1</sup> / <sub>2</sub> - <sup>1</sup> / <sub>2</sub>	Apr. 26.....	30,526	75,044	-1,518	99 <sup>1</sup> / <sub>2</sub> - <sup>1</sup> / <sub>2</sub>
Feb. 8.....	11,229	100,480	-354	96 <sup>1</sup> / <sub>2</sub> - <sup>1</sup> / <sub>2</sub>	Apr. 27.....	14,690	74,728	-316	98 <sup>1</sup> / <sub>2</sub> - <sup>1</sup> / <sub>2</sub>
Feb. 9.....	10,700	100,018	-462	97 <sup>1</sup> / <sub>2</sub> - <sup>1</sup> / <sub>2</sub>	Apr. 29.....	29,481	73,832	-806	99 <sup>1</sup> / <sub>2</sub> - <sup>1</sup> / <sub>2</sub>
Feb. 11.....	8,839	99,701	-317	96-96 <sup>1</sup> / <sub>2</sub>	Apr. 30.....	34,683	73,034	-798	99 <sup>1</sup> / <sub>2</sub> - <sup>1</sup> / <sub>2</sub>
Feb. 13.....	7,873	99,932	+231	97-97 <sup>1</sup> / <sub>2</sub>	May 1.....	27,655	72,800	-234	98 <sup>1</sup> / <sub>2</sub> -98
Feb. 14.....	6,912	99,590	-342	96 <sup>1</sup> / <sub>2</sub> - <sup>1</sup> / <sub>2</sub>	May 2.....	24,089	73,783	+983	97 <sup>1</sup> / <sub>2</sub> -97
Feb. 15.....	9,700	99,088	-502	97 <sup>1</sup> / <sub>2</sub> - <sup>1</sup> / <sub>2</sub>	May 3.....	20,698	74,248	+465	97 <sup>1</sup> / <sub>2</sub> - <sup>1</sup> / <sub>2</sub>
Feb. 16.....	7,153	98,364	-724	97 <sup>1</sup> / <sub>2</sub> - <sup>1</sup> / <sub>2</sub>	May 4.....	12,077	73,817	-431	96 <sup>1</sup> / <sub>2</sub> - <sup>1</sup> / <sub>2</sub>
Feb. 18.....	9,232	98,427	+63	98 <sup>1</sup> / <sub>2</sub> -99	May 6.....	15,253	74,029	+212	96 <sup>1</sup> / <sub>2</sub> - <sup>3</sup> / <sub>8</sub>
Feb. 19.....	10,815	98,248	-179	98 <sup>1</sup> / <sub>2</sub> - <sup>1</sup> / <sub>2</sub>	May 7.....	30,040	72,475	-1,554	94 <sup>1</sup> / <sub>2</sub> - <sup>1</sup> / <sub>2</sub>
Feb. 20.....	13,134	98,309	+121	97-97 <sup>1</sup> / <sub>2</sub>	May 8.....	20,099	71,969	-506	95 <sup>1</sup> / <sub>2</sub> - <sup>1</sup> / <sub>2</sub>
Feb. 21.....	11,336	97,647	-722	97 <sup>1</sup> / <sub>2</sub> - <sup>1</sup> / <sub>2</sub>	May 9.....	15,745	71,180	-789	96 <sup>1</sup> / <sub>2</sub> -96
Feb. 23.....	11,196	97,511	-136	96 <sup>1</sup> / <sub>2</sub> -97	May 10.....	16,357	70,493	-687	94 <sup>1</sup> / <sub>2</sub> - <sup>1</sup> / <sub>2</sub>
Feb. 25.....	10,920	97,078	-437	97-97 <sup>1</sup> / <sub>2</sub>	May 11.....	23,375	70,257	-236	94-93 <sup>1</sup> / <sub>2</sub>
Feb. 26.....	11,231	96,501	-577	97 <sup>1</sup> / <sub>2</sub> - <sup>1</sup> / <sub>2</sub>	May 13.....	28,463	70,814	+557	92 <sup>1</sup> / <sub>2</sub> - <sup>1</sup> / <sub>2</sub>

<sup>e</sup> On Feb. 18, 1935, trading was suspended at 11:13 a. m., for the remainder of the trading day, owing to the rendition of the gold-clause decisions by the Supreme Court.  
<sup>f</sup> Trading suspended Apr. 24, 1935, pending arrangements for the disposition of open futures contracts of a member of the exchange who had been granted an injunction by a Federal court restraining the Board of Trade from suspending the member.

TABLE 30.—Daily volume of trading and open commitments in all wheat futures combined and the closing price of the dominant future on the Chicago Board of Trade, Jan. 3, 1933, to Dec. 31, 1935—Continued

Date	Volume of trading	Open commitments		Closing price of dominant future	Date	Volume of trading	Open commitments		Closing price of dominant future
		Amount	Change from previous day				Amount	Change from previous day	
1935	1,000 bushels	1,000 bushels	1,000 bushels	Cents 1935 July future	1935	1,000 bushels	1,000 bushels	1,000 bushels	Cents 1935 September future
May 14	21,070	70,387	-427	92-91 <sup>1</sup> / <sub>2</sub>	July 27	54,098	80,681	+175	93 <sup>1</sup> / <sub>2</sub> -92 <sup>1</sup> / <sub>2</sub>
May 15	14,865	70,236	-151	92 <sup>1</sup> / <sub>2</sub> -9 <sup>3</sup> / <sub>8</sub>	July 29	51,765	82,651	+1,970	92 <sup>3</sup> / <sub>4</sub> - <sup>1</sup> / <sub>2</sub>
May 16	20,076	69,737	-499	93 <sup>1</sup> / <sub>2</sub> -94	July 30	46,964	86,211	+3,560	91 <sup>1</sup> / <sub>2</sub> - <sup>3</sup> / <sub>4</sub>
May 17	20,315	70,030	+293	91 <sup>1</sup> / <sub>2</sub> - <sup>3</sup> / <sub>8</sub>	July 31	58,232	89,991	+3,780	94 <sup>3</sup> / <sub>8</sub> - <sup>1</sup> / <sub>2</sub>
May 18	19,263	69,275	-755	91 <sup>1</sup> / <sub>2</sub> -90 <sup>1</sup> / <sub>2</sub>	Aug. 1	44,666	90,374	+3,883	93 <sup>3</sup> / <sub>8</sub> - <sup>1</sup> / <sub>2</sub>
May 20	20,999	70,283	+1,008	90-90 <sup>1</sup> / <sub>8</sub>	Aug. 2	49,331	91,613	+1,239	90 <sup>3</sup> / <sub>8</sub> - <sup>1</sup> / <sub>2</sub>
May 21	19,178	71,452	+1,169	90 <sup>3</sup> / <sub>8</sub> - <sup>1</sup> / <sub>4</sub>	Aug. 3	27,123	93,989	+2,376	89 <sup>1</sup> / <sub>2</sub> - <sup>3</sup> / <sub>4</sub>
May 22	13,982	71,728	+276	89 <sup>3</sup> / <sub>4</sub> -90	Aug. 5	30,152	96,056	+2,067	91 <sup>3</sup> / <sub>8</sub> -92
May 23	10,858	71,427	-301	90 <sup>3</sup> / <sub>8</sub> - <sup>1</sup> / <sub>4</sub>					
May 24	22,305	71,276	-151	88 <sup>1</sup> / <sub>2</sub> - <sup>1</sup> / <sub>2</sub>					
May 25	17,429	71,708	+432	87 <sup>1</sup> / <sub>2</sub> - <sup>1</sup> / <sub>2</sub>					
May 27	18,315	72,492	+784	87 <sup>1</sup> / <sub>2</sub> - <sup>3</sup> / <sub>8</sub>	Aug. 6	36,932	98,250	+2,194	92 <sup>1</sup> / <sub>2</sub> - <sup>3</sup> / <sub>8</sub>
May 28	19,605	72,715	+223	87 <sup>1</sup> / <sub>2</sub> - <sup>1</sup> / <sub>2</sub>	Aug. 7	39,614	99,693	+1,443	92 <sup>1</sup> / <sub>2</sub> - <sup>1</sup> / <sub>2</sub>
May 29	26,484	72,523	-192	84 <sup>3</sup> / <sub>8</sub> - <sup>3</sup> / <sub>4</sub>	Aug. 8	29,590	100,845	+1,152	91 <sup>1</sup> / <sub>2</sub> -92
May 31	29,423	72,900	+377	84-84 <sup>1</sup> / <sub>2</sub>	Aug. 9	19,652	101,375	+530	92 <sup>3</sup> / <sub>8</sub> - <sup>1</sup> / <sub>2</sub>
June 1	27,384	72,820	-80	82 <sup>3</sup> / <sub>4</sub> -83	Aug. 10	35,544	100,660	-715	91 <sup>1</sup> / <sub>2</sub> - <sup>3</sup> / <sub>8</sub>
June 3	23,631	73,642	+822	82 <sup>3</sup> / <sub>8</sub> - <sup>1</sup> / <sub>2</sub>	Aug. 12	37,970	100,368	-292	89 <sup>1</sup> / <sub>2</sub> - <sup>3</sup> / <sub>4</sub>
June 4	20,357	74,616	+974	83 <sup>1</sup> / <sub>2</sub> -84	Aug. 13	27,517	100,524	+156	88 <sup>3</sup> / <sub>4</sub> - <sup>1</sup> / <sub>2</sub>
June 5	14,733	74,922	+306	83 <sup>3</sup> / <sub>4</sub> - <sup>1</sup> / <sub>2</sub>	Aug. 14	24,066	101,697	+1,173	88 <sup>3</sup> / <sub>4</sub> - <sup>1</sup> / <sub>2</sub>
June 6	19,554	75,425	+503	84 <sup>1</sup> / <sub>2</sub> -84	Aug. 15	18,379	101,202	-495	89 <sup>1</sup> / <sub>2</sub> - <sup>1</sup> / <sub>2</sub>
June 7	20,506	75,448	+23	82 <sup>3</sup> / <sub>8</sub> - <sup>3</sup> / <sub>4</sub>	Aug. 16	22,827	102,006	+804	90 <sup>1</sup> / <sub>2</sub> - <sup>3</sup> / <sub>8</sub>
June 8	19,749	75,848	+400	83 <sup>1</sup> / <sub>2</sub> - <sup>3</sup> / <sub>8</sub>	Aug. 17	19,671	101,500	-506	88 <sup>3</sup> / <sub>4</sub> - <sup>1</sup> / <sub>2</sub>
June 10	13,801	76,129	+281	83 <sup>3</sup> / <sub>8</sub> - <sup>3</sup> / <sub>4</sub>	Aug. 19	22,477	102,544	+1,044	87 <sup>1</sup> / <sub>2</sub> - <sup>3</sup> / <sub>8</sub>
June 11	13,608	76,781	+652	83 <sup>1</sup> / <sub>2</sub> - <sup>3</sup> / <sub>8</sub>	Aug. 20	19,012	102,721	+177	86 <sup>3</sup> / <sub>4</sub> - <sup>3</sup> / <sub>4</sub>
June 12	28,241	75,483	-1,298	80 <sup>3</sup> / <sub>4</sub> - <sup>1</sup> / <sub>2</sub>	Aug. 21	37,261	102,918	+197	91 <sup>1</sup> / <sub>2</sub> -92
June 13	29,677	74,342	-1,141	78 <sup>1</sup> / <sub>2</sub> -79	Aug. 22	27,074	103,226	+308	90 <sup>3</sup> / <sub>8</sub> -91
					Aug. 23	30,823	105,871	+2,645	91 <sup>3</sup> / <sub>4</sub> - <sup>3</sup> / <sub>8</sub>
					Aug. 24	14,629	106,478	+607	91-90 <sup>3</sup> / <sub>8</sub>
					Aug. 26	18,869	107,723	+1,245	90 <sup>1</sup> / <sub>2</sub> - <sup>3</sup> / <sub>8</sub>
June 14	19,305	74,301	-41	80 <sup>1</sup> / <sub>2</sub> - <sup>3</sup> / <sub>4</sub>	Aug. 27	22,862	108,080	+357	90-89 <sup>3</sup> / <sub>8</sub>
June 15	15,669	74,393	+92	79 <sup>3</sup> / <sub>8</sub> - <sup>1</sup> / <sub>2</sub>	Aug. 28	23,495	107,888	-192	89 <sup>1</sup> / <sub>4</sub> - <sup>1</sup> / <sub>2</sub>
June 17	17,281	74,718	+325	80 <sup>1</sup> / <sub>2</sub> - <sup>3</sup> / <sub>8</sub>	Aug. 29	21,664	108,017	+729	89 <sup>1</sup> / <sub>4</sub> -89
June 18	19,697	75,389	+671	81 <sup>1</sup> / <sub>2</sub> - <sup>3</sup> / <sub>8</sub>	Aug. 30	22,237	108,185	-432	88 <sup>3</sup> / <sub>4</sub> - <sup>1</sup> / <sub>2</sub>
June 19	21,592	76,044	+655	80 <sup>1</sup> / <sub>4</sub> - <sup>3</sup> / <sub>8</sub>	Aug. 31	20,752	108,261	+76	89 <sup>1</sup> / <sub>2</sub> - <sup>3</sup> / <sub>4</sub>
June 20	23,005	76,482	+438	81-80 <sup>3</sup> / <sub>4</sub>	Sept. 3	17,958	108,467	+200	89 <sup>3</sup> / <sub>8</sub> - <sup>3</sup> / <sub>4</sub>
June 21	19,055	77,110	+628	81 <sup>1</sup> / <sub>2</sub> - <sup>3</sup> / <sub>8</sub>	Sept. 4	25,618	108,011	-456	91-90 <sup>3</sup> / <sub>8</sub>
June 22	13,069	76,957	-153	80 <sup>1</sup> / <sub>2</sub> - <sup>3</sup> / <sub>8</sub>	Sept. 5	29,825	107,738	-273	92 <sup>1</sup> / <sub>2</sub> - <sup>1</sup> / <sub>2</sub>
June 24	15,618	76,550	-407	80 <sup>1</sup> / <sub>4</sub> - <sup>1</sup> / <sub>2</sub>	Sept. 6	29,314	106,957	-781	92 <sup>1</sup> / <sub>2</sub> - <sup>3</sup> / <sub>8</sub>
June 25	16,412	75,946	-604	79 <sup>3</sup> / <sub>8</sub> - <sup>1</sup> / <sub>2</sub>	Sept. 7	30,047	106,422	-535	94 <sup>3</sup> / <sub>8</sub> - <sup>1</sup> / <sub>2</sub>
June 26	20,812	76,080	+134	81 <sup>1</sup> / <sub>2</sub> -81	Sept. 9	25,647	107,431	+1,009	93 <sup>3</sup> / <sub>8</sub> - <sup>1</sup> / <sub>2</sub>
June 27	14,116	76,000	-80	80 <sup>1</sup> / <sub>2</sub> -81	Sept. 10	22,680	108,341	+910	93 <sup>3</sup> / <sub>8</sub> - <sup>1</sup> / <sub>2</sub>
June 28	50,714	73,820	-2,180	85 <sup>3</sup> / <sub>4</sub> - <sup>1</sup> / <sub>2</sub>	Sept. 11	30,449	109,085	+724	93 <sup>1</sup> / <sub>2</sub> -93
June 29	44,076	71,186	-2,634	85 <sup>1</sup> / <sub>2</sub> - <sup>3</sup> / <sub>8</sub>	Sept. 12	26,627	109,883	+818	92 <sup>3</sup> / <sub>8</sub> - <sup>1</sup> / <sub>2</sub>
July 1	48,334	69,507	-1,679	87 <sup>1</sup> / <sub>2</sub> - <sup>3</sup> / <sub>8</sub>	Sept. 13	22,014	111,945	+2,062	93 <sup>3</sup> / <sub>8</sub> -94
July 2	33,446	70,739	+1,232	87 <sup>1</sup> / <sub>2</sub> -87	Sept. 14	16,690	112,400	+455	94-93 <sup>3</sup> / <sub>8</sub>
July 3	29,927	70,456	-283	87-86 <sup>3</sup> / <sub>8</sub>	Sept. 16	40,578	113,344	+944	95 <sup>3</sup> / <sub>8</sub> - <sup>3</sup> / <sub>4</sub>
July 5	36,996	70,280	-176	81 <sup>1</sup> / <sub>2</sub> 8a	Sept. 17	68,253	112,995	-349	99 <sup>3</sup> / <sub>4</sub> - <sup>3</sup> / <sub>8</sub>
July 6	33,146	70,117	-163	79 <sup>1</sup> / <sub>2</sub> - <sup>1</sup> / <sub>2</sub>	Sept. 18	46,787	112,270	-725	98 <sup>3</sup> / <sub>8</sub> - <sup>1</sup> / <sub>2</sub>
July 8	28,828	69,909	-208	80 <sup>3</sup> / <sub>4</sub> - <sup>1</sup> / <sub>2</sub>					
July 9	40,504	69,088	-821	84 <sup>1</sup> / <sub>2</sub> -85					
July 10	34,203	68,181	-907	85 <sup>3</sup> / <sub>8</sub> - <sup>1</sup> / <sub>2</sub>					
July 11	35,875	69,820	+1,639	84 <sup>1</sup> / <sub>2</sub> -84	Sept. 19	56,303	113,903	+1,633	101 <sup>1</sup> / <sub>2</sub> - <sup>3</sup> / <sub>8</sub>
July 12	25,113	70,394	+574	82 <sup>1</sup> / <sub>2</sub> - <sup>1</sup> / <sub>2</sub>	Sept. 20	54,352	112,954	-949	100 <sup>3</sup> / <sub>8</sub> - <sup>1</sup> / <sub>2</sub>
July 13	24,785	71,016	+622	80 <sup>3</sup> / <sub>8</sub> - <sup>1</sup> / <sub>2</sub>	Sept. 21	22,847	114,263	+1,309	99 <sup>3</sup> / <sub>4</sub> - <sup>1</sup> / <sub>2</sub>
July 15	35,732	72,583	+1,567	82 <sup>3</sup> / <sub>8</sub> - <sup>1</sup> / <sub>2</sub>	Sept. 23	27,319	115,594	+1,331	98 <sup>1</sup> / <sub>2</sub> - <sup>1</sup> / <sub>2</sub>
July 16	27,191	72,729	+146	82 <sup>3</sup> / <sub>8</sub> - <sup>1</sup> / <sub>2</sub>	Sept. 24	25,810	116,135	+541	98 <sup>3</sup> / <sub>8</sub> - <sup>1</sup> / <sub>2</sub>
July 17	41,172	73,429	+700	85 <sup>3</sup> / <sub>8</sub> - <sup>3</sup> / <sub>8</sub>	Sept. 25	30,426	110,047	-88	98 <sup>3</sup> / <sub>8</sub> - <sup>1</sup> / <sub>2</sub>
July 18	33,714	76,589	+3,160	84 <sup>3</sup> / <sub>8</sub> - <sup>1</sup> / <sub>2</sub>	Sept. 26	20,126	110,068	+1,021	98 <sup>1</sup> / <sub>2</sub> -98
July 19	26,549	76,485	-104	84 <sup>3</sup> / <sub>8</sub> - <sup>3</sup> / <sub>8</sub>	Sept. 27	32,044	117,105	+1,037	98 <sup>1</sup> / <sub>2</sub> -98
July 20	16,282	76,804	+319	85 <sup>3</sup> / <sub>8</sub> - <sup>3</sup> / <sub>4</sub>	Sept. 28	13,607	116,727	-378	98-98 <sup>1</sup> / <sub>2</sub>
July 22	31,292	77,733	+929	85 <sup>1</sup> / <sub>2</sub> - <sup>3</sup> / <sub>8</sub>	Sept. 30	29,371	116,406	-321	99 <sup>3</sup> / <sub>8</sub> - <sup>1</sup> / <sub>2</sub>
July 23	34,245	78,113	+380	84 <sup>1</sup> / <sub>2</sub> - <sup>1</sup> / <sub>2</sub>	Oct. 1	49,692	117,305	+899	101 <sup>1</sup> / <sub>2</sub> -102
July 24	24,773	78,325	+212	86 <sup>1</sup> / <sub>2</sub> -86	Oct. 2	92,768	117,051	-254	100-105 <sup>1</sup> / <sub>2</sub>
July 25	36,243	79,059	+734	86 <sup>1</sup> / <sub>2</sub> - <sup>1</sup> / <sub>2</sub>	Oct. 3	55,530	115,601	-2,650	105 <sup>1</sup> / <sub>2</sub> - <sup>1</sup> / <sub>2</sub>
July 26	62,317	80,506	+1,447	89 <sup>1</sup> / <sub>4</sub> - <sup>1</sup> / <sub>2</sub>	Oct. 4	40,951	116,449	+1,448	104 <sup>1</sup> / <sub>2</sub> - <sup>3</sup> / <sub>8</sub>

TABLE 30.—Daily volume of trading and open commitments in all wheat futures combined and the closing price of the dominant future on the Chicago Board of Trade, Jan. 3, 1933, to Dec. 31, 1935—Continued

Date	Open commitments			Closing price of dominant future	Date	Open commitments			Closing price of dominant future
	Volume of trading	Amount	Change from previous day			Volume of trading	Amount	Change from previous day	
1935	1,000 bushels	1,000 bushels	1,000 bushels	Cents 1936 May future	1935	1,000 bushels	1,000 bushels	1,000 bushels	Cents 1936 May future
Oct. 5.....	46,928	117,854	+1,405	106-105 <sup>7</sup> / <sub>8</sub>	Nov. 19.....	16,127	129,485	-396	97
Oct. 7.....	36,798	118,807	+953	104 <sup>3</sup> / <sub>4</sub> - <sup>5</sup> / <sub>8</sub>	Nov. 20.....	11,272	128,996	-489	96 <sup>1</sup> / <sub>2</sub>
Oct. 8.....	38,124	119,015	+208	103 <sup>1</sup> / <sub>2</sub> -103	Nov. 21.....	31,946	127,554	-1,442	98 <sup>5</sup> / <sub>8</sub> - <sup>7</sup> / <sub>8</sub>
Oct. 9.....	29,833	119,690	+675	103-103 <sup>1</sup> / <sub>2</sub>	Nov. 22.....	26,162	127,239	-315	98 <sup>1</sup> / <sub>2</sub> - <sup>3</sup> / <sub>8</sub>
Oct. 10.....	28,512	119,954	+264	104 <sup>1</sup> / <sub>2</sub> -104	Nov. 23.....	28,719	126,431	-808	99 <sup>3</sup> / <sub>8</sub> - <sup>5</sup> / <sub>8</sub>
Oct. 11.....	30,118	120,765	+811	103 <sup>7</sup> / <sub>8</sub> -104	Nov. 25.....	30,474	126,465	+34	98 <sup>3</sup> / <sub>4</sub> - <sup>5</sup> / <sub>8</sub>
Oct. 14.....	32,742	121,720	+955	101 <sup>3</sup> / <sub>4</sub> -102	Nov. 26.....	27,212	126,585	+120	97 <sup>5</sup> / <sub>8</sub> - <sup>1</sup> / <sub>2</sub>
Oct. 15.....	26,956	123,637	+1,917	102 <sup>1</sup> / <sub>2</sub> - <sup>3</sup> / <sub>4</sub>	Nov. 27.....	16,655	126,354	-231	97 <sup>3</sup> / <sub>8</sub> - <sup>1</sup> / <sub>4</sub>
Oct. 16.....	69,647	124,052	+415	100-99 <sup>3</sup> / <sub>8</sub>	Nov. 29.....	29,564	125,631	-723	98 <sup>1</sup> / <sub>2</sub> - <sup>3</sup> / <sub>8</sub>
Oct. 17.....	33,221	124,457	+405	101 <sup>5</sup> / <sub>8</sub> - <sup>3</sup> / <sub>4</sub>	Nov. 30.....	24,098	125,097	-534	97 <sup>3</sup> / <sub>8</sub> - <sup>1</sup> / <sub>4</sub>
Oct. 18.....	30,895	126,313	+1,856	101 <sup>5</sup> / <sub>8</sub> - <sup>1</sup> / <sub>2</sub>	Dec. 2.....	18,114	124,561	-536	96 <sup>3</sup> / <sub>8</sub> - <sup>1</sup> / <sub>2</sub>
Oct. 19.....	33,532	126,325	-12	100 <sup>3</sup> / <sub>4</sub> -99 <sup>7</sup> / <sub>8</sub>	Dec. 3.....	11,788	124,309	-252	96 <sup>5</sup> / <sub>8</sub> - <sup>3</sup> / <sub>4</sub>
Oct. 21.....	19,318	127,177	+852	100 <sup>1</sup> / <sub>4</sub> - <sup>3</sup> / <sub>4</sub>	Dec. 4.....	22,142	124,620	+311	95 <sup>5</sup> / <sub>8</sub> - <sup>1</sup> / <sub>2</sub>
Oct. 22.....	13,768	127,610	+433	100-100 <sup>1</sup> / <sub>8</sub>	Dec. 5.....	21,393	124,954	+334	95 <sup>3</sup> / <sub>8</sub> - <sup>1</sup> / <sub>4</sub>
Oct. 23.....	20,746	128,597	+987	99 <sup>1</sup> / <sub>4</sub> -99	Dec. 6.....	11,785	125,759	+805	95 <sup>1</sup> / <sub>2</sub> - <sup>3</sup> / <sub>4</sub>
Oct. 24.....	21,060	128,179	-418	98 <sup>3</sup> / <sub>4</sub> -99	Dec. 7.....	17,079	125,606	-153	95 <sup>3</sup> / <sub>4</sub> - <sup>3</sup> / <sub>8</sub>
Oct. 25.....	19,488	128,795	+616	98 <sup>3</sup> / <sub>4</sub> -100	Dec. 9.....	16,847	125,682	+76	94 <sup>7</sup> / <sub>8</sub> -95
Oct. 26.....	27,490	128,251	+456	98 <sup>1</sup> / <sub>2</sub> - <sup>1</sup> / <sub>4</sub>	Dec. 10.....	20,730	125,769	+87	95 <sup>7</sup> / <sub>8</sub> - <sup>3</sup> / <sub>4</sub>
Oct. 28.....	33,205	128,806	-445	96 <sup>3</sup> / <sub>4</sub> - <sup>1</sup> / <sub>2</sub>	Dec. 11.....	21,608	124,291	-1,478	95 <sup>1</sup> / <sub>8</sub> -95
Oct. 29.....	40,939	128,324	-482	97 <sup>1</sup> / <sub>2</sub> -98	Dec. 12.....	18,976	122,333	-1,958	95 <sup>3</sup> / <sub>8</sub> - <sup>1</sup> / <sub>2</sub>
Oct. 30.....	25,664	128,583	+259	97 <sup>1</sup> / <sub>2</sub> -97	Dec. 13.....	62,831	122,303	-30	100 <sup>1</sup> / <sub>2</sub> b
Oct. 31.....	25,351	129,458	+875	98 <sup>1</sup> / <sub>2</sub> -98	Dec. 14.....	41,888	119,037	-3,266	99-98 <sup>7</sup> / <sub>8</sub>
Nov. 1.....	16,865	129,338	-120	97 <sup>1</sup> / <sub>2</sub> - <sup>5</sup> / <sub>8</sub>	Dec. 16.....	26,263	117,770	-1,267	97 <sup>5</sup> / <sub>8</sub> - <sup>1</sup> / <sub>2</sub>
Nov. 2.....	10,986	129,381	+43	97 <sup>3</sup> / <sub>8</sub> -98	Dec. 17.....	18,030	117,500	-270	98-87 <sup>7</sup> / <sub>8</sub>
Nov. 4.....	11,521	130,046	+665	97 <sup>3</sup> / <sub>8</sub> - <sup>1</sup> / <sub>2</sub>	Dec. 18.....	13,635	117,251	-249	98 <sup>1</sup> / <sub>2</sub>
Nov. 5.....	17,509	130,804	+758	96 <sup>3</sup> / <sub>4</sub> - <sup>1</sup> / <sub>2</sub>	Dec. 19.....	14,957	116,557	-694	99 <sup>1</sup> / <sub>8</sub> - <sup>1</sup> / <sub>4</sub>
Nov. 6.....	12,067	130,883	+79	97 <sup>1</sup> / <sub>2</sub> - <sup>3</sup> / <sub>8</sub>	Dec. 20.....	14,213	116,312	-245	99 <sup>1</sup> / <sub>8</sub> -99
Nov. 7.....	20,270	130,224	-659	96 <sup>3</sup> / <sub>4</sub> - <sup>1</sup> / <sub>2</sub>	Dec. 21.....	13,932	115,671	-641	99 <sup>3</sup> / <sub>4</sub> - <sup>3</sup> / <sub>8</sub>
Nov. 8.....	26,507	129,445	-779	97 <sup>1</sup> / <sub>4</sub> - <sup>3</sup> / <sub>8</sub>	Dec. 23.....	13,049	114,864	-807	99 <sup>1</sup> / <sub>2</sub> - <sup>3</sup> / <sub>8</sub>
Nov. 9.....	8,282	129,404	-41	96 <sup>3</sup> / <sub>4</sub> - <sup>3</sup> / <sub>4</sub>	Dec. 24.....	14,132	114,553	-311	99 <sup>1</sup> / <sub>8</sub> - <sup>1</sup> / <sub>4</sub>
Nov. 12.....	20,585	129,324	-80	95 <sup>3</sup> / <sub>4</sub> - <sup>1</sup> / <sub>4</sub>	Dec. 26.....	9,226	113,770	-783	99 <sup>3</sup> / <sub>4</sub> - <sup>7</sup> / <sub>8</sub>
Nov. 13.....	32,879	127,974	-1,350	94 <sup>3</sup> / <sub>8</sub> - <sup>1</sup> / <sub>4</sub>	Dec. 27.....	28,275	111,942	-1,828	99 <sup>1</sup> / <sub>4</sub> -99
Nov. 14.....	27,201	129,381	+1,407	96-95 <sup>7</sup> / <sub>8</sub>	Dec. 28.....	9,140	110,779	-1,163	99 <sup>3</sup> / <sub>8</sub> - <sup>1</sup> / <sub>4</sub>
Nov. 15.....	39,650	130,835	+1,454	97 <sup>1</sup> / <sub>2</sub> -97	Dec. 30.....	22,468	111,578	+799	100 <sup>5</sup> / <sub>8</sub> - <sup>3</sup> / <sub>4</sub>
Nov. 16.....	17,241	129,908	-929	96 <sup>3</sup> / <sub>4</sub> - <sup>3</sup> / <sub>4</sub>	Dec. 31.....	23,519	110,383	-1,195	101 <sup>1</sup> / <sub>2</sub> - <sup>5</sup> / <sub>8</sub>
Nov. 18.....	23,509	129,881	-25	96 <sup>3</sup> / <sub>4</sub> - <sup>5</sup> / <sub>8</sub>					

TABLE 31.—Daily volume of trading, open commitments, opening, high, low, and closing prices per bushel of May wheat futures on the Chicago Board of Trade, Jan. 3, 1933, to Dec. 31, 1935<sup>1</sup>

1933 MAY FUTURE

Date	Volume of trading	Open commitments	Opening price	Range in price		Closing price	Net change from previous day	
				High	Low		Open commitments	Closing price
1933	1,000 bushels	1,000 bushels	Cents	Cents	Cents	Cents	1,000 bushels	Cents
Jan. 3	7,042	98,803	45 <sup>1</sup> / <sub>8</sub> - <sup>1</sup> / <sub>8</sub>	45 <sup>1</sup> / <sub>8</sub>	44 <sup>1</sup> / <sub>2</sub>	44 <sup>1</sup> / <sub>2</sub> - <sup>5</sup> / <sub>8</sub>	-649	- <sup>1</sup> / <sub>4</sub>
Jan. 4	13,428	98,617	45-45 <sup>1</sup> / <sub>8</sub>	46 <sup>1</sup> / <sub>8</sub>	45	46 <sup>1</sup> / <sub>8</sub> -46	-186	+1 <sup>1</sup> / <sub>2</sub>
Jan. 5	11,577	98,304	46 <sup>1</sup> / <sub>8</sub> =- <sup>5</sup> / <sub>8</sub>	46 <sup>1</sup> / <sub>8</sub>	46	46 <sup>1</sup> / <sub>8</sub>	-313	+ <sup>1</sup> / <sub>2</sub>
Jan. 6	23,679	98,207	46 <sup>1</sup> / <sub>8</sub> - <sup>1</sup> / <sub>2</sub>	48 <sup>1</sup> / <sub>4</sub>	46 <sup>3</sup> / <sub>8</sub>	48 <sup>1</sup> / <sub>4</sub> - <sup>1</sup> / <sub>8</sub>	-37	+1 <sup>1</sup> / <sub>2</sub>
Jan. 7	17,864	96,241	48 <sup>1</sup> / <sub>8</sub> - <sup>5</sup> / <sub>8</sub>	49 <sup>1</sup> / <sub>2</sub>	48 <sup>3</sup> / <sub>8</sub>	49-48 <sup>1</sup> / <sub>2</sub>	-2,026	+ <sup>3</sup> / <sub>4</sub>
Jan. 9	16,818	95,666	49 <sup>1</sup> / <sub>8</sub> - <sup>1</sup> / <sub>4</sub>	49 <sup>1</sup> / <sub>2</sub>	48	48=-48	-575	-1
Jan. 10	22,010	95,517	47 <sup>3</sup> / <sub>8</sub> - <sup>3</sup> / <sub>4</sub>	50 <sup>1</sup> / <sub>2</sub>	47 <sup>3</sup> / <sub>8</sub>	50 <sup>1</sup> / <sub>8</sub> - <sup>1</sup> / <sub>4</sub>	-149	+2 <sup>3</sup> / <sub>8</sub>
Jan. 11	26,937	94,626	50 <sup>3</sup> / <sub>8</sub> - <sup>1</sup> / <sub>8</sub>	51 <sup>3</sup> / <sub>4</sub>	49 <sup>1</sup> / <sub>8</sub>	50-49 <sup>1</sup> / <sub>8</sub>	-891	- <sup>3</sup> / <sub>8</sub>
Jan. 12	17,729	94,399	50-50 <sup>1</sup> / <sub>4</sub>	50 <sup>3</sup> / <sub>4</sub>	49	49 <sup>1</sup> / <sub>4</sub> - <sup>1</sup> / <sub>8</sub>	-227	- <sup>3</sup> / <sub>4</sub>
Jan. 13	16,493	94,369	49 <sup>1</sup> / <sub>8</sub> -48 <sup>3</sup> / <sub>8</sub>	49 <sup>3</sup> / <sub>8</sub>	48 <sup>1</sup> / <sub>8</sub>	48 <sup>3</sup> / <sub>8</sub> - <sup>1</sup> / <sub>4</sub> =	-30	- <sup>1</sup> / <sub>2</sub>
Jan. 14	12,900	94,811	48 <sup>1</sup> / <sub>4</sub> -48	48 <sup>3</sup> / <sub>8</sub>	47 <sup>1</sup> / <sub>2</sub>	47 <sup>3</sup> / <sub>8</sub> - <sup>5</sup> / <sub>8</sub>	+442	- <sup>5</sup> / <sub>8</sub>
Jan. 16	22,222	95,883	47 <sup>3</sup> / <sub>8</sub> - <sup>5</sup> / <sub>8</sub>	48 <sup>1</sup> / <sub>8</sub>	46 <sup>5</sup> / <sub>8</sub>	46 <sup>3</sup> / <sub>8</sub> - <sup>7</sup> / <sub>8</sub>	+1,072	-1
Jan. 17	12,262	95,932	46 <sup>3</sup> / <sub>4</sub> -47 <sup>3</sup> / <sub>8</sub>	47 <sup>3</sup> / <sub>4</sub> =	46 <sup>3</sup> / <sub>4</sub>	47 <sup>1</sup> / <sub>2</sub> - <sup>3</sup> / <sub>8</sub>	+49	+ <sup>3</sup> / <sub>4</sub>
Jan. 18	13,026	95,865	47 <sup>1</sup> / <sub>4</sub>	47 <sup>3</sup> / <sub>8</sub>	46 <sup>1</sup> / <sub>2</sub>	46 <sup>3</sup> / <sub>8</sub> - <sup>7</sup> / <sub>8</sub>	-67	- <sup>3</sup> / <sub>4</sub>
Jan. 19	12,044	95,975	47 <sup>3</sup> / <sub>8</sub> - <sup>1</sup> / <sub>4</sub>	48 <sup>1</sup> / <sub>4</sub>	47 <sup>1</sup> / <sub>8</sub>	47 <sup>3</sup> / <sub>8</sub> - <sup>5</sup> / <sub>8</sub> =	+110	+1
Jan. 20	10,752	95,792	48-48 <sup>1</sup> / <sub>8</sub>	48 <sup>1</sup> / <sub>2</sub>	47 <sup>3</sup> / <sub>8</sub>	47 <sup>1</sup> / <sub>2</sub> - <sup>3</sup> / <sub>8</sub>	-183	- <sup>1</sup> / <sub>4</sub>
Jan. 21	9,204	95,621	47 <sup>3</sup> / <sub>8</sub> - <sup>3</sup> / <sub>4</sub>	48	46 <sup>3</sup> / <sub>4</sub>	47-46 <sup>3</sup> / <sub>8</sub> =	-171	- <sup>1</sup> / <sub>2</sub>
Jan. 23	6,411	95,548	47-47 <sup>1</sup> / <sub>8</sub>	47 <sup>3</sup> / <sub>8</sub> =	46 <sup>3</sup> / <sub>8</sub>	47 <sup>1</sup> / <sub>4</sub> =- <sup>3</sup> / <sub>8</sub> =	-73	+ <sup>3</sup> / <sub>8</sub>
Jan. 24	7,182	95,365	47 <sup>3</sup> / <sub>8</sub> - <sup>1</sup> / <sub>2</sub>	48	47 <sup>3</sup> / <sub>8</sub>	48-47 <sup>3</sup> / <sub>8</sub>	-183	+ <sup>3</sup> / <sub>8</sub>
Jan. 25	6,752	95,058	48	48 <sup>3</sup> / <sub>8</sub>	47 <sup>3</sup> / <sub>8</sub>	48 <sup>3</sup> / <sub>8</sub> - <sup>1</sup> / <sub>4</sub>	-307	- <sup>1</sup> / <sub>4</sub>
Jan. 26	7,713	94,262	48 <sup>3</sup> / <sub>8</sub> - <sup>3</sup> / <sub>8</sub>	48 <sup>3</sup> / <sub>8</sub>	47 <sup>1</sup> / <sub>2</sub>	47 <sup>3</sup> / <sub>8</sub> =-48	-796	+ <sup>1</sup> / <sub>4</sub>
Jan. 27	8,475	94,028	47 <sup>3</sup> / <sub>8</sub> - <sup>3</sup> / <sub>4</sub>	48	47	47 <sup>3</sup> / <sub>8</sub> - <sup>5</sup> / <sub>8</sub>	-234	- <sup>1</sup> / <sub>2</sub>
Jan. 28	6,059	93,494	47 <sup>3</sup> / <sub>8</sub> - <sup>1</sup> / <sub>4</sub> =	47 <sup>1</sup> / <sub>2</sub>	47 <sup>1</sup> / <sub>8</sub>	47 <sup>3</sup> / <sub>8</sub> - <sup>1</sup> / <sub>4</sub>	-534	- <sup>1</sup> / <sub>4</sub>
Jan. 30	2,925	93,203	47 <sup>1</sup> / <sub>8</sub> - <sup>1</sup> / <sub>4</sub>	47 <sup>3</sup> / <sub>4</sub>	47 <sup>1</sup> / <sub>8</sub>	47 <sup>1</sup> / <sub>2</sub> - <sup>5</sup> / <sub>8</sub>	-291	+ <sup>1</sup> / <sub>4</sub>
Jan. 31	4,118	92,678	47 <sup>3</sup> / <sub>8</sub>	47 <sup>3</sup> / <sub>8</sub>	47 <sup>3</sup> / <sub>8</sub>	47 <sup>3</sup> / <sub>8</sub>	-625	+ <sup>1</sup> / <sub>2</sub>
Feb. 1	11,706	92,404	47 <sup>1</sup> / <sub>4</sub> -47	47 <sup>1</sup> / <sub>2</sub>	46 <sup>5</sup> / <sub>8</sub>	47 <sup>1</sup> / <sub>4</sub> - <sup>3</sup> / <sub>8</sub>	-274	- <sup>3</sup> / <sub>8</sub>
Feb. 2	4,230	91,772	47 <sup>3</sup> / <sub>8</sub> - <sup>1</sup> / <sub>4</sub>	47 <sup>3</sup> / <sub>8</sub> =	47 <sup>3</sup> / <sub>8</sub>	47 <sup>1</sup> / <sub>8</sub> - <sup>1</sup> / <sub>4</sub>	-632	-----
Feb. 3	5,352	91,989	47 <sup>3</sup> / <sub>8</sub> - <sup>3</sup> / <sub>8</sub> =	47 <sup>3</sup> / <sub>8</sub> =	46 <sup>3</sup> / <sub>4</sub>	46 <sup>3</sup> / <sub>4</sub> =- <sup>3</sup> / <sub>4</sub>	+217	- <sup>1</sup> / <sub>2</sub>
Feb. 4	10,095	91,354	46 <sup>3</sup> / <sub>8</sub> - <sup>3</sup> / <sub>8</sub>	46 <sup>3</sup> / <sub>8</sub>	46	46 <sup>1</sup> / <sub>4</sub> - <sup>3</sup> / <sub>8</sub>	-635	- <sup>1</sup> / <sub>2</sub>
Feb. 6	11,902	89,863	46 <sup>3</sup> / <sub>8</sub>	48 <sup>1</sup> / <sub>8</sub>	46 <sup>1</sup> / <sub>4</sub> =	47 <sup>3</sup> / <sub>4</sub> - <sup>5</sup> / <sub>8</sub>	-1,491	+1 <sup>1</sup> / <sub>2</sub>
Feb. 7	7,951	89,177	47 <sup>3</sup> / <sub>8</sub> - <sup>5</sup> / <sub>8</sub>	48	47 <sup>1</sup> / <sub>8</sub> =	47 <sup>3</sup> / <sub>8</sub> - <sup>1</sup> / <sub>2</sub>	-680	- <sup>1</sup> / <sub>2</sub>
Feb. 8	9,898	88,552	47 <sup>3</sup> / <sub>8</sub> =- <sup>3</sup> / <sub>4</sub>	48 <sup>3</sup> / <sub>8</sub>	47 <sup>3</sup> / <sub>8</sub> =	48 <sup>1</sup> / <sub>4</sub> - <sup>1</sup> / <sub>8</sub>	-625	+ <sup>1</sup> / <sub>4</sub>
Feb. 9	10,886	87,907	48 <sup>3</sup> / <sub>8</sub>	49 <sup>1</sup> / <sub>8</sub>	47 <sup>1</sup> / <sub>8</sub>	48-47 <sup>1</sup> / <sub>8</sub>	-045	- <sup>1</sup> / <sub>2</sub>
Feb. 10	7,615	87,133	47 <sup>3</sup> / <sub>8</sub> -48	48	47 <sup>3</sup> / <sub>8</sub>	47 <sup>3</sup> / <sub>8</sub> =- <sup>1</sup> / <sub>2</sub>	-774	- <sup>1</sup> / <sub>2</sub>
Feb. 11	5,452	86,412	47 <sup>3</sup> / <sub>8</sub> - <sup>1</sup> / <sub>4</sub>	47 <sup>1</sup> / <sub>2</sub> =	47 <sup>1</sup> / <sub>4</sub>	47 <sup>3</sup> / <sub>8</sub> - <sup>7</sup> / <sub>8</sub>	-721	+ <sup>1</sup> / <sub>4</sub>
Feb. 14	10,920	85,568	47 <sup>1</sup> / <sub>2</sub> - <sup>3</sup> / <sub>8</sub>	47 <sup>1</sup> / <sub>2</sub>	46 <sup>3</sup> / <sub>4</sub>	46 <sup>3</sup> / <sub>4</sub> - <sup>1</sup> / <sub>8</sub>	-844	-1
Feb. 15	10,602	85,456	47 <sup>1</sup> / <sub>4</sub>	48 <sup>1</sup> / <sub>4</sub>	47 <sup>1</sup> / <sub>8</sub> =	47 <sup>1</sup> / <sub>2</sub> - <sup>3</sup> / <sub>8</sub>	-112	+ <sup>3</sup> / <sub>4</sub>
Feb. 16	6,593	84,347	47 <sup>1</sup> / <sub>4</sub> - <sup>5</sup> / <sub>8</sub>	47 <sup>3</sup> / <sub>4</sub>	47 <sup>1</sup> / <sub>8</sub>	47 <sup>3</sup> / <sub>8</sub> - <sup>3</sup> / <sub>4</sub>	-1,109	+ <sup>1</sup> / <sub>4</sub>
Feb. 17	10,274	83,973	47 <sup>3</sup> / <sub>8</sub> - <sup>1</sup> / <sub>8</sub>	48 <sup>3</sup> / <sub>8</sub>	47 <sup>3</sup> / <sub>8</sub>	47 <sup>3</sup> / <sub>8</sub> - <sup>7</sup> / <sub>8</sub>	-374	-----
Feb. 18	5,735	82,643	47 <sup>3</sup> / <sub>8</sub> - <sup>1</sup> / <sub>8</sub>	48 <sup>3</sup> / <sub>8</sub>	47 <sup>1</sup> / <sub>2</sub>	47 <sup>3</sup> / <sub>8</sub>	-1,030	- <sup>1</sup> / <sub>2</sub>
Feb. 20	6,745	81,587	47 <sup>3</sup> / <sub>8</sub> - <sup>5</sup> / <sub>8</sub>	47 <sup>3</sup> / <sub>8</sub>	47 <sup>1</sup> / <sub>2</sub>	47 <sup>3</sup> / <sub>8</sub> - <sup>1</sup> / <sub>2</sub>	-1,356	+ <sup>1</sup> / <sub>2</sub>
Feb. 21	6,169	80,521	47 <sup>3</sup> / <sub>8</sub> - <sup>1</sup> / <sub>4</sub>	48 <sup>3</sup> / <sub>8</sub>	47 <sup>1</sup> / <sub>4</sub>	48-48 <sup>1</sup> / <sub>8</sub>	-1,066	+ <sup>1</sup> / <sub>2</sub>
Feb. 23	7,289	79,575	48 <sup>1</sup> / <sub>8</sub> - <sup>1</sup> / <sub>4</sub>	48 <sup>1</sup> / <sub>4</sub>	47 <sup>1</sup> / <sub>4</sub>	47 <sup>1</sup> / <sub>2</sub> =- <sup>1</sup> / <sub>2</sub>	-046	+ <sup>1</sup> / <sub>2</sub>
Feb. 24	7,902	79,001	47 <sup>3</sup> / <sub>8</sub> - <sup>1</sup> / <sub>4</sub>	48 <sup>1</sup> / <sub>8</sub>	47 <sup>1</sup> / <sub>4</sub>	48-48 <sup>1</sup> / <sub>8</sub>	-574	+ <sup>1</sup> / <sub>2</sub>
Feb. 25	14,606	78,033	47 <sup>3</sup> / <sub>8</sub> - <sup>5</sup> / <sub>8</sub>	47 <sup>3</sup> / <sub>4</sub>	46 <sup>3</sup> / <sub>8</sub>	47-47 <sup>1</sup> / <sub>8</sub>	-968	-1
Feb. 27	7,008	77,502	47 <sup>1</sup> / <sub>8</sub> -47	47 <sup>1</sup> / <sub>2</sub>	46 <sup>1</sup> / <sub>2</sub>	46 <sup>3</sup> / <sub>8</sub> - <sup>1</sup> / <sub>2</sub>	-531	+ <sup>1</sup> / <sub>4</sub>
Feb. 28	9,756	76,523	48 <sup>3</sup> / <sub>4</sub> - <sup>1</sup> / <sub>8</sub>	47 <sup>3</sup> / <sub>8</sub>	46 <sup>3</sup> / <sub>8</sub>	47 <sup>1</sup> / <sub>4</sub> - <sup>1</sup> / <sub>4</sub>	-970	+ <sup>1</sup> / <sub>4</sub>
Mar. 1	8,851	76,343	47-47=	47 <sup>3</sup> / <sub>4</sub>	46 <sup>1</sup> / <sub>2</sub> =	47 <sup>1</sup> / <sub>2</sub> - <sup>5</sup> / <sub>8</sub>	-180	+ <sup>1</sup> / <sub>2</sub>
Mar. 2	11,912	74,396	47 <sup>3</sup> / <sub>8</sub> - <sup>1</sup> / <sub>8</sub>	47 <sup>1</sup> / <sub>2</sub>	46 <sup>5</sup> / <sub>8</sub>	46 <sup>1</sup> / <sub>4</sub> -47	-1,947	+ <sup>1</sup> / <sub>2</sub>
Mar. 3	26,709	73,055	46 <sup>1</sup> / <sub>8</sub> -47 <sup>1</sup> / <sub>8</sub>	49 <sup>1</sup> / <sub>4</sub>	46 <sup>3</sup> / <sub>8</sub>	48 <sup>1</sup> / <sub>4</sub> - <sup>3</sup> / <sub>4</sub>	-1,341	+1 <sup>1</sup> / <sub>4</sub>
Mar. 16 <sup>2</sup>	13,467	70,478	53 <sup>3</sup> / <sub>8</sub> -53 <sup>7</sup> / <sub>8</sub>	53 <sup>3</sup> / <sub>8</sub>	53	53 <sup>1</sup> / <sub>2</sub> b	-2,577	3 +5
Mar. 17	27,005	68,575	56 <sup>1</sup> / <sub>4</sub> -55 <sup>1</sup> / <sub>2</sub>	56 <sup>1</sup> / <sub>2</sub>	52 <sup>3</sup> / <sub>8</sub>	53 <sup>1</sup> / <sub>8</sub> -53	-1,003	- <sup>3</sup> / <sub>8</sub>
Mar. 18	13,238	67,116	52 <sup>3</sup> / <sub>8</sub> - <sup>1</sup> / <sub>4</sub>	52 <sup>3</sup> / <sub>4</sub>	51 <sup>3</sup> / <sub>8</sub>	52 <sup>3</sup> / <sub>8</sub> - <sup>3</sup> / <sub>4</sub>	-1,459	- <sup>3</sup> / <sub>8</sub>
Mar. 20	11,959	64,697	52 <sup>3</sup> / <sub>4</sub> - <sup>3</sup> / <sub>8</sub>	52 <sup>3</sup> / <sub>4</sub>	51 <sup>3</sup> / <sub>8</sub>	51 <sup>3</sup> / <sub>4</sub> - <sup>5</sup> / <sub>8</sub>	-2,419	- <sup>1</sup> / <sub>8</sub>
Mar. 21	12,221	63,224	51 <sup>3</sup> / <sub>8</sub> - <sup>1</sup> / <sub>4</sub>	52 <sup>3</sup> / <sub>8</sub>	51 <sup>3</sup> / <sub>8</sub>	51 <sup>3</sup> / <sub>8</sub> - <sup>3</sup> / <sub>8</sub>	-1,473	- <sup>1</sup> / <sub>4</sub>
Mar. 22	12,018	62,565	51 <sup>3</sup> / <sub>8</sub> - <sup>1</sup> / <sub>4</sub>	51 <sup>3</sup> / <sub>8</sub>	50 <sup>3</sup> / <sub>4</sub>	50 <sup>3</sup> / <sub>8</sub> - <sup>1</sup> / <sub>4</sub>	-669	-1 <sup>1</sup> / <sub>4</sub>
Mar. 23	14,235	61,579	51-52	52 <sup>3</sup> / <sub>8</sub>	50 <sup>3</sup> / <sub>4</sub>	51 <sup>3</sup> / <sub>8</sub> - <sup>3</sup> / <sub>8</sub>	-076	+ <sup>1</sup> / <sub>2</sub>
Mar. 24	11,563	61,711	51 <sup>3</sup> / <sub>8</sub> - <sup>1</sup> / <sub>4</sub>	52	50 <sup>1</sup> / <sub>2</sub>	52-51 <sup>7</sup> / <sub>8</sub>	+132	+ <sup>1</sup> / <sub>2</sub>
Mar. 25	16,506	60,524	51 <sup>3</sup> / <sub>8</sub> - <sup>1</sup> / <sub>4</sub>	53 <sup>1</sup> / <sub>4</sub>	51 <sup>1</sup> / <sub>4</sub>	53-52 <sup>7</sup> / <sub>8</sub>	-1,187	+ <sup>1</sup> / <sub>2</sub>
Mar. 27	11,746	60,308	52 <sup>3</sup> / <sub>8</sub> - <sup>1</sup> / <sub>2</sub>	53	52	52 <sup>1</sup> / <sub>4</sub> - <sup>1</sup> / <sub>8</sub> =	-216	+ <sup>1</sup> / <sub>2</sub>
Mar. 28	15,177	59,105	51 <sup>3</sup> / <sub>8</sub> -52	53 <sup>3</sup> / <sub>8</sub>	51 <sup>5</sup> / <sub>8</sub>	53 <sup>3</sup> / <sub>4</sub> =- <sup>5</sup> / <sub>8</sub>	-1,203	- <sup>1</sup> / <sub>4</sub>
Mar. 29	17,038	57,448	53 <sup>1</sup> / <sub>2</sub> - <sup>3</sup> / <sub>8</sub>	54 <sup>1</sup> / <sub>2</sub>	53	53 <sup>3</sup> / <sub>8</sub> - <sup>1</sup> / <sub>2</sub>	-1,657	- <sup>1</sup> / <sub>4</sub>
Mar. 30	10,775	56,419	53 <sup>1</sup> / <sub>2</sub> - <sup>3</sup> / <sub>8</sub>	53 <sup>3</sup> / <sub>8</sub>	52 <sup>3</sup> / <sub>4</sub>	52 <sup>1</sup> / <sub>4</sub> - <sup>3</sup> / <sub>4</sub>	-1,029	+ <sup>1</sup> / <sub>4</sub>
Mar. 31	13,865	54,995	53 <sup>3</sup> / <sub>4</sub> -52 <sup>7</sup> / <sub>8</sub>	54 <sup>3</sup> / <sub>8</sub>	52 <sup>3</sup> / <sub>4</sub>	53 <sup>3</sup> / <sub>8</sub> - <sup>5</sup> / <sub>8</sub>	+1,424	+1
Apr. 1	10,114	53,404	53 <sup>3</sup> / <sub>4</sub> - <sup>5</sup> / <sub>8</sub>	54 <sup>1</sup> / <sub>2</sub>	53 <sup>3</sup> / <sub>8</sub>	54 <sup>1</sup> / <sub>4</sub> - <sup>5</sup> / <sub>8</sub>	-1,591	+ <sup>1</sup> / <sub>2</sub>

<sup>1</sup> The equal sign (=), a, and b appearing as part of a price quotation indicate, respectively, a split quotation, asked price and bid price.  
<sup>2</sup> Chicago Board of Trade was closed from Mar. 4 to Mar. 15, 1933, inclusive, due to bank holiday.  
<sup>3</sup> See text for explanation.

TABLE 31.—Daily volume of trading, open commitments, opening, high, low, and closing prices per bushel of May wheat futures no the Chicago Board of Trade, Jan. 3, 1933, to Dec. 31, 1935—Continued

1933 MAY FUTURE—Continued

Date	Volume of trading	Open commitments	Opening price	Range in price		Closing price	Net change from previous day	
				High	Low		Open commitments	Closing price
1933	1,000 bushels	1,000 bushels	Cents	Cents	Cents	Cents	1,000 bushels	Cents
Apr. 3.	18,904	50,054	54¾-½	55½	54¾	55¾-½	-3,350	+1¼
Apr. 4.	12,727	47,807	55¼-½	56	55	55¾-½	-2,247	-½
Apr. 5.	9,864	45,613	55¾-½	56½	55¾	56¾-¾	-2,194	+1¼
Apr. 6.	11,970	42,824	57¾-½	58½	57¾	57¾-¾	-2,789	+1
Apr. 7.	7,040	41,374	58-58¼	58¾	56½	57½-½	-1,450	-¾
Apr. 8.	4,399	40,574	57¼-57	57¾	56¾	57¼-57	-800	-½
Apr. 10.	6,042	38,461	57¼-½	58½	57¼	58½-¾	-2,113	+1¼
Apr. 11.	8,648	35,795	59¼-60	60¾	59¾	59¼-60	-2,666	+1¼
Apr. 12.	6,166	34,631	59¼-59	59¾	58½	58¾-½	-1,164	-1¼
Apr. 13.	10,142	31,752	58¼-½	60¾	58¾	60¼-½	-2,879	+1½
Apr. 15.	6,947	30,214	60¼-61	61¾	60¾	61¼-½	-1,538	+1
Apr. 17.	4,897	28,800	60¼-½	60¾	59¾	60¾-½	-1,414	-¾
Apr. 18.	6,874	26,732	60¾-½	62½	60¾	62¾-½	-2,068	+2
Apr. 19.	11,364	23,868	64-64½	67¾	63½	65-65½	-2,864	+2¼
Apr. 20.	6,099	22,474	68-68½	69	66½	67-67¼	-1,394	+2½
Apr. 21.	4,375	21,604	66¾-½	67½	65½	65¾-¾	-870	-1¾
Apr. 22.	3,982	20,654	64¾-¾	67½	64¾	67¼-½	-950	+2
Apr. 24.	5,195	19,407	69-69¼	69¾	68	69¾-¾	-1,247	+2
Apr. 25.	4,264	18,428	68¼-½	69¾	67½	67¾-¾	-979	-2
Apr. 26.	5,345	17,662	67¼-66½	68¾	66½	68¾-½	-766	+¾
Apr. 27.	3,259	16,413	68	68¾	67¾	67¾-¾	-1,249	-1
Apr. 28.	4,555	14,724	66¾-½	66¾	65¼	65½-½	-1,689	-2
Apr. 29.	8,638	10,464	67¼-68½	71	67¾	70¾-½	-4,260	+5¼
May 1.	4,569	6,537	72¼-71½	72¼	69¾	70¼-½	-3,927	-½
May 2.	2,431	5,373	69¾	71½	69¾	71¼-½	-1,164	+1
May 3.	1,274	4,629	71¼	73¾	71½	71¾-½	-744	+1¼
May 4.	1,394	4,180	71	72½	71	72½	-449	+1
May 5.	603	3,789	73¼-½	73¾	72½	73¾-½	-391	+1¼
May 6.	829	3,455	74-73¾	74	72	73	-334	-¾
May 8.	278	3,312	72¾	73¾	72¾	72¾	-143	-¾
May 9.	491	3,147	71½	71¾	69¾	69¾-½	-165	-2½
May 10.	410	2,929	71	71¾	70¾	71¾	-218	+1¾
May 11.	687	2,437	73¾	74½	73¼	74	-492	+2¾
May 12.	355	2,296	74½	74¾	73	73¾	-141	-¾
May 13.	933	2,266	73½	73¾	73	73¼	-	-¾
May 15.	113	1,907	72	72½	71¾	72½a	-389	-¾
May 16.	221	1,903	71¾	72	71¾	71¾a	-4	-¾
May 17.	237	1,723	72¾	72¾	71¾	72¾b	-180	+½
May 18.	315	1,502	72½	73	70¾	70¾	-221	-1½
May 19.	215	1,325	70½	70½	69¾	70¼	-177	-½
May 20.	140	1,210	69	69¾	68	68¾b	-115	-1¾
May 22.	229	1,124	68¼	68½	66½	66¾-¾	-86	-1½
May 23.	177	1,041	67¾	68¾	67¾	68¾	-83	+1½
May 24.	145	922	69¼-70	70¾	69¾	70¾	-119	+1¾
May 25.	91	872	69½	69¾	68½	69¾	-50	-¾
May 26.	196	733	70¾	70¾	68¾	70¾	-139	+1¾
May 27.	292	605	73¾	73¾	73	73¾	-128	+2½
May 29.	572	398	72¾	73¾	72	72¾	-207	-½
May 31.	609	-----	73¼	73¼	71¾	72-71¾	-398	-½

1934 MAY FUTURE

1933								
June 22.	225	225	-----	89	88¼	-----	+225	-----
June 23.	365	585	-----	89	87	-----	+360	-----
June 24.	140	715	-----	92½	91	92½	+130	-----
June 26.	1,137	1,468	94¼	99¾	94¼	99-99¼	+753	-----
June 27.	2,328	2,182	101-102	106¾	101	105¼-105	+714	+6
June 28.	3,881	3,731	101-100	104	99¾	99¾	+1,549	-5¾
June 29.	2,563	4,403	99¾	101¼	97½	100-99¾	+672	+¾
June 30.	1,076	4,780	98	101½	98	100¾-½	+357	+¾
July 1.	2,281	5,500	103¼-104	104¼	103	103¾-¾	+740	+3
July 3.	3,426	6,804	106¼-107	108¾	106¾	108-107¾	+1,304	+4¾
July 5.	5,063	8,759	109-109¼	109¾	106¾	106¾-½	+1,955	-1¾
July 6.	2,999	9,656	106¼-106	108¾	105¾	107¼-½	+897	+¾
July 7.	3,551	10,582	109-109¼	110¼	106¾	106¾-½	+926	-¾
July 8.	3,164	11,359	106	108¾	105¾	108¾-½	+777	+2
July 10.	3,890	12,302	108¾-107¾	110¾	107¾	109¾-¾	+943	+1¼

TABLE 31.—Daily volume of trading, open commitments, opening, high, low, and closing prices per bushel of May wheat futures on the Chicago Board of Trade, Jan. 3, 1933, to Dec. 31, 1935—Continued

1934 MAY FUTURE—Continued

Date	Volume of trading	Open commitments	Opening price	Range in price		Closing price	Net change from previous day	
				High	Low		Open commitments	Closing price
1933	1,000 bushels	1,000 bushels	Cents	Cents	Cents	1,000 bushels	Cents	
July 11	6, 211	12, 948	111-111 <sup>3</sup> / <sub>4</sub>	114	111	113 <sup>1</sup> / <sub>8</sub> - <sup>5</sup> / <sub>8</sub>	+046	+3 <sup>3</sup> / <sub>8</sub>
July 12	4, 794	14, 082	112 <sup>3</sup> / <sub>4</sub> -113	115 <sup>3</sup> / <sub>8</sub>	112 <sup>1</sup> / <sub>2</sub>	114 <sup>1</sup> / <sub>8</sub> - <sup>5</sup> / <sub>8</sub>	+1, 134	+1 <sup>1</sup> / <sub>2</sub>
July 13	5, 149	15, 269	115 <sup>1</sup> / <sub>2</sub> - <sup>3</sup> / <sub>4</sub>	115 <sup>3</sup> / <sub>8</sub>	113 <sup>1</sup> / <sub>2</sub>	113 <sup>3</sup> / <sub>8</sub> -114	+1, 187	- <sup>7</sup> / <sub>8</sub>
July 14	6, 129	15, 948	113 <sup>1</sup> / <sub>4</sub> -113	118	112 <sup>1</sup> / <sub>2</sub>	118-117 <sup>1</sup> / <sub>2</sub>	+079	+3 <sup>1</sup> / <sub>8</sub>
July 15	8, 990	19, 223	119 <sup>1</sup> / <sub>4</sub> - <sup>1</sup> / <sub>2</sub>	123 <sup>1</sup> / <sub>4</sub>	118 <sup>1</sup> / <sub>2</sub>	122 <sup>1</sup> / <sub>4</sub> - <sup>1</sup> / <sub>2</sub>	+3, 275	+4 <sup>5</sup> / <sub>8</sub>
July 17	12, 043	21, 357	123	127 <sup>1</sup> / <sub>4</sub>	122 <sup>3</sup> / <sub>4</sub>	126	+2, 134	+3 <sup>3</sup> / <sub>8</sub>
July 18	9, 039	23, 527	127 <sup>1</sup> / <sub>4</sub> -128 <sup>1</sup> / <sub>8</sub>	128 <sup>1</sup> / <sub>2</sub>	123 <sup>1</sup> / <sub>2</sub>	125 <sup>1</sup> / <sub>4</sub> -125	+2, 170	+ <sup>1</sup> / <sub>8</sub>
July 19	14, 925	24, 896	124 <sup>1</sup> / <sub>2</sub> - <sup>1</sup> / <sub>4</sub>	125	112	113-114	+1, 160	-11 <sup>3</sup> / <sub>8</sub>
July 20	19, 280	25, 372	112-110 <sup>3</sup> / <sub>4</sub>	116	97	100-101	+676	-13
July 22 <sup>4</sup>	347	25, 299	( <sup>1</sup> )	( <sup>1</sup> )	( <sup>1</sup> )	( <sup>1</sup> )	-73	( <sup>1</sup> )
July 24	7, 116	24, 983	103-101	103	100	100a	-316	- <sup>1</sup> / <sub>2</sub>
July 25	6, 626	26, 539	100 <sup>1</sup> / <sub>2</sub> -101	103 <sup>3</sup> / <sub>8</sub>	100 <sup>1</sup> / <sub>4</sub>	101 <sup>1</sup> / <sub>2</sub> - <sup>3</sup> / <sub>4</sub>	+1, 556	+1 <sup>1</sup> / <sub>2</sub>
July 26	6, 593	27, 921	104 <sup>1</sup> / <sub>2</sub> -105	107 <sup>3</sup> / <sub>8</sub>	104 <sup>1</sup> / <sub>4</sub>	107 <sup>3</sup> / <sub>8</sub>	+1, 382	+5 <sup>3</sup> / <sub>8</sub>
July 27	8, 706	29, 501	113-114	115	110 <sup>1</sup> / <sub>2</sub>	114 <sup>1</sup> / <sub>2</sub> -115	+1, 580	+7 <sup>5</sup> / <sub>8</sub>
July 28	5, 464	30, 254	112-110 <sup>1</sup> / <sub>2</sub>	113	109 <sup>1</sup> / <sub>2</sub>	109 <sup>1</sup> / <sub>2</sub> a	+753	-5
July 29	4, 207	30, 166	107 <sup>1</sup> / <sub>4</sub> -106 <sup>1</sup> / <sub>2</sub>	108	104 <sup>1</sup> / <sub>2</sub>	104 <sup>1</sup> / <sub>2</sub> a	-8	-5
July 31	5, 603	30, 697	102 <sup>1</sup> / <sub>2</sub> -101	102 <sup>1</sup> / <sub>2</sub>	99 <sup>3</sup> / <sub>8</sub>	99 <sup>1</sup> / <sub>2</sub> a	+531	-5
Aug. 1	1, 665	30, 724	104 <sup>1</sup> / <sub>2</sub>	104 <sup>1</sup> / <sub>2</sub>	104 <sup>1</sup> / <sub>2</sub>	104 <sup>1</sup> / <sub>2</sub> b	+27	+5
Aug. 2	9, 558	32, 301	109 <sup>1</sup> / <sub>2</sub>	109 <sup>1</sup> / <sub>2</sub>	104 <sup>3</sup> / <sub>8</sub>	108-108 <sup>1</sup> / <sub>2</sub>	+1, 577	+3 <sup>1</sup> / <sub>2</sub>
Aug. 3	5, 431	32, 812	107-106 <sup>1</sup> / <sub>2</sub>	109 <sup>1</sup> / <sub>2</sub>	106 <sup>3</sup> / <sub>4</sub>	109-108 <sup>3</sup> / <sub>4</sub>	+511	+ <sup>1</sup> / <sub>2</sub>
Aug. 4	4, 293	33, 198	106 <sup>3</sup> / <sub>4</sub> - <sup>1</sup> / <sub>2</sub>	107 <sup>3</sup> / <sub>8</sub>	105	105 <sup>1</sup> / <sub>2</sub> -105	+386	-3 <sup>1</sup> / <sub>2</sub>
Aug. 5	2, 546	33, 566	105-104 <sup>3</sup> / <sub>4</sub>	105 <sup>3</sup> / <sub>4</sub>	103 <sup>1</sup> / <sub>2</sub>	105 <sup>3</sup> / <sub>8</sub> - <sup>3</sup> / <sub>4</sub>	+368	+ <sup>1</sup> / <sub>2</sub>
Aug. 7	1, 974	33, 772	105 <sup>1</sup> / <sub>2</sub> -105	108	104 <sup>3</sup> / <sub>8</sub>	105 <sup>1</sup> / <sub>2</sub> -105	+206	- <sup>3</sup> / <sub>4</sub>
Aug. 8	3, 334	34, 153	105-105 <sup>1</sup> / <sub>4</sub>	106 <sup>1</sup> / <sub>8</sub>	103 <sup>1</sup> / <sub>2</sub>	105-105 <sup>1</sup> / <sub>2</sub>	+381	-----
Aug. 9	5, 053	35, 178	105 <sup>1</sup> / <sub>4</sub> - <sup>1</sup> / <sub>2</sub>	107 <sup>3</sup> / <sub>8</sub>	105 <sup>3</sup> / <sub>4</sub>	137 <sup>1</sup> / <sub>4</sub> - <sup>1</sup> / <sub>2</sub>	+1, 025	+2 <sup>1</sup> / <sub>2</sub>
Aug. 10	5, 800	35, 877	107 <sup>3</sup> / <sub>8</sub> -108	109 <sup>1</sup> / <sub>2</sub>	106 <sup>3</sup> / <sub>4</sub>	107 <sup>1</sup> / <sub>2</sub> - <sup>3</sup> / <sub>8</sub>	+099	+ <sup>1</sup> / <sub>4</sub>
Aug. 11	9, 440	36, 558	106 <sup>3</sup> / <sub>4</sub> - <sup>1</sup> / <sub>2</sub>	106 <sup>3</sup> / <sub>4</sub>	102 <sup>5</sup> / <sub>8</sub>	102 <sup>5</sup> / <sub>8</sub> a	+691	3 -5
Aug. 12	911	36, 533	99 <sup>1</sup> / <sub>2</sub>	99 <sup>1</sup> / <sub>2</sub>	99 <sup>1</sup> / <sub>2</sub>	99 <sup>1</sup> / <sub>2</sub> a	-35	-2 <sup>1</sup> / <sub>2</sub>
Aug. 14	115	36, 557	99 <sup>1</sup> / <sub>2</sub>	99 <sup>1</sup> / <sub>2</sub>	99 <sup>1</sup> / <sub>2</sub>	99 <sup>1</sup> / <sub>2</sub> a	+24	-----
Aug. 15	693	37, 087	99 <sup>1</sup> / <sub>2</sub>	99 <sup>1</sup> / <sub>2</sub>	99 <sup>1</sup> / <sub>2</sub>	99 <sup>1</sup> / <sub>2</sub> a	+530	-----
Aug. 16	265	37, 106	94 <sup>1</sup> / <sub>2</sub>	94 <sup>1</sup> / <sub>2</sub>	94 <sup>1</sup> / <sub>2</sub>	94 <sup>1</sup> / <sub>2</sub> a	+19	-5
Aug. 17	13, 984	40, 694	89 <sup>1</sup> / <sub>2</sub>	90 <sup>1</sup> / <sub>4</sub>	89 <sup>1</sup> / <sub>2</sub>	97-90 <sup>3</sup> / <sub>4</sub>	+3, 588	+2
Aug. 18	8, 847	41, 335	97-97 <sup>3</sup> / <sub>4</sub>	98 <sup>1</sup> / <sub>4</sub>	91 <sup>1</sup> / <sub>2</sub>	91 <sup>1</sup> / <sub>2</sub> a	+541	-5
Aug. 19	6, 069	41, 221	91 <sup>1</sup> / <sub>2</sub> -92 <sup>1</sup> / <sub>4</sub>	96	91 <sup>1</sup> / <sub>2</sub>	95 <sup>1</sup> / <sub>2</sub> - <sup>1</sup> / <sub>2</sub>	-114	+3 <sup>1</sup> / <sub>2</sub>
Aug. 21	5, 523	41, 597	95 <sup>3</sup> / <sub>4</sub> -96 <sup>1</sup> / <sub>4</sub>	96 <sup>1</sup> / <sub>4</sub>	93 <sup>1</sup> / <sub>4</sub>	94 <sup>1</sup> / <sub>2</sub> -95 <sup>1</sup> / <sub>4</sub>	+346	- <sup>3</sup> / <sub>8</sub>
Aug. 22	5, 970	42, 105	94 <sup>5</sup> / <sub>8</sub> - <sup>1</sup> / <sub>2</sub>	97	94 <sup>1</sup> / <sub>4</sub>	95 <sup>3</sup> / <sub>8</sub> - <sup>3</sup> / <sub>4</sub>	+538	+ <sup>1</sup> / <sub>4</sub>
Aug. 23	5, 814	42, 661	96	97 <sup>3</sup> / <sub>8</sub>	95 <sup>1</sup> / <sub>2</sub>	95 <sup>1</sup> / <sub>2</sub> - <sup>5</sup> / <sub>8</sub>	+556	-----
Aug. 24	6, 544	43, 653	95-94 <sup>3</sup> / <sub>4</sub>	99 <sup>1</sup> / <sub>2</sub>	93	93 <sup>1</sup> / <sub>4</sub> -93	+092	-2 <sup>5</sup> / <sub>8</sub>
Aug. 25	6, 402	45, 535	96-96 <sup>1</sup> / <sub>2</sub>	97	94 <sup>1</sup> / <sub>2</sub>	96 <sup>3</sup> / <sub>8</sub> - <sup>1</sup> / <sub>2</sub>	+1, 882	+3 <sup>1</sup> / <sub>2</sub>
Aug. 26	4, 173	46, 002	97 <sup>1</sup> / <sub>2</sub> - <sup>3</sup> / <sub>8</sub>	98	96 <sup>1</sup> / <sub>4</sub>	97-97 <sup>1</sup> / <sub>2</sub>	+557	+ <sup>1</sup> / <sub>2</sub>
Aug. 28	5, 866	47, 628	96 <sup>1</sup> / <sub>4</sub> -96	96 <sup>3</sup> / <sub>4</sub>	95 <sup>1</sup> / <sub>4</sub>	95 <sup>3</sup> / <sub>4</sub> - <sup>3</sup> / <sub>8</sub>	+1, 536	-1 <sup>1</sup> / <sub>4</sub>
Aug. 29	10, 801	48, 624	96 <sup>1</sup> / <sub>2</sub> - <sup>3</sup> / <sub>4</sub>	96 <sup>3</sup> / <sub>4</sub>	90 <sup>3</sup> / <sub>4</sub>	92 <sup>1</sup> / <sub>4</sub>	+096	-3 <sup>1</sup> / <sub>2</sub>
Aug. 30	10, 521	49, 900	91 <sup>3</sup> / <sub>4</sub> -93	95 <sup>5</sup> / <sub>8</sub>	89 <sup>1</sup> / <sub>4</sub>	94 <sup>1</sup> / <sub>2</sub> -95	+1, 276	+2 <sup>1</sup> / <sub>2</sub>
Aug. 31	7, 620	50, 025	94 <sup>1</sup> / <sub>4</sub> -4	96	93 <sup>1</sup> / <sub>4</sub>	94 <sup>1</sup> / <sub>2</sub> - <sup>1</sup> / <sub>2</sub>	+725	- <sup>1</sup> / <sub>2</sub>
Sept. 1	4, 466	51, 726	93 <sup>5</sup> / <sub>8</sub> - <sup>3</sup> / <sub>8</sub>	94 <sup>1</sup> / <sub>2</sub>	93 <sup>3</sup> / <sub>8</sub>	94-94 <sup>1</sup> / <sub>2</sub>	+1, 101	- <sup>1</sup> / <sub>2</sub>
Sept. 5	6, 307	51, 489	94 <sup>1</sup> / <sub>2</sub> - <sup>3</sup> / <sub>4</sub>	94 <sup>3</sup> / <sub>4</sub>	91 <sup>5</sup> / <sub>8</sub>	92 <sup>1</sup> / <sub>2</sub> - <sup>3</sup> / <sub>8</sub>	-237	-1 <sup>1</sup> / <sub>4</sub>
Sept. 6	5, 835	52, 015	92-91 <sup>1</sup> / <sub>2</sub>	92 <sup>3</sup> / <sub>4</sub>	90 <sup>7</sup> / <sub>8</sub>	92 <sup>1</sup> / <sub>2</sub> - <sup>3</sup> / <sub>8</sub>	+526	+ <sup>1</sup> / <sub>2</sub>
Sept. 7	4, 250	52, 405	92 <sup>3</sup> / <sub>4</sub> - <sup>1</sup> / <sub>2</sub>	92 <sup>3</sup> / <sub>4</sub>	90 <sup>3</sup> / <sub>4</sub>	90 <sup>1</sup> / <sub>2</sub> -91	+390	-1 <sup>1</sup> / <sub>2</sub>
Sept. 8	9, 594	53, 314	90 <sup>5</sup> / <sub>8</sub> - <sup>3</sup> / <sub>2</sub>	91 <sup>1</sup> / <sub>2</sub>	89	91 <sup>1</sup> / <sub>4</sub> - <sup>1</sup> / <sub>8</sub>	+009	+ <sup>1</sup> / <sub>4</sub>
Sept. 9	4, 389	53, 726	90 <sup>1</sup> / <sub>8</sub> -89 <sup>7</sup> / <sub>8</sub>	90 <sup>5</sup> / <sub>8</sub>	89 <sup>1</sup> / <sub>4</sub>	89 <sup>3</sup> / <sub>8</sub> - <sup>1</sup> / <sub>4</sub>	+412	-2
Sept. 11	7, 712	54, 361	88 <sup>5</sup> / <sub>8</sub> -89 <sup>1</sup> / <sub>8</sub>	93 <sup>3</sup> / <sub>8</sub>	88 <sup>5</sup> / <sub>8</sub>	92 <sup>1</sup> / <sub>2</sub> - <sup>3</sup> / <sub>8</sub>	+035	+3 <sup>1</sup> / <sub>4</sub>
Sept. 12	7, 995	54, 847	92 <sup>1</sup> / <sub>4</sub> - <sup>1</sup> / <sub>2</sub>	93 <sup>1</sup> / <sub>2</sub>	91 <sup>1</sup> / <sub>4</sub>	91 <sup>3</sup> / <sub>8</sub> - <sup>1</sup> / <sub>2</sub>	+486	-1
Sept. 13	11, 010	55, 688	92 <sup>3</sup> / <sub>8</sub> - <sup>3</sup> / <sub>4</sub>	96	92 <sup>5</sup> / <sub>8</sub>	95 <sup>1</sup> / <sub>4</sub> -96	+741	+4 <sup>3</sup> / <sub>8</sub>
Sept. 14	13, 383	57, 781	97 <sup>1</sup> / <sub>2</sub> -98	98 <sup>1</sup> / <sub>4</sub>	95 <sup>3</sup> / <sub>4</sub>	96 <sup>1</sup> / <sub>2</sub> - <sup>1</sup> / <sub>4</sub>	+2, 193	+3 <sup>3</sup> / <sub>8</sub>
Sept. 15	10, 503	58, 599	97-97 <sup>1</sup> / <sub>2</sub>	97 <sup>1</sup> / <sub>2</sub>	94 <sup>3</sup> / <sub>8</sub>	96 <sup>1</sup> / <sub>2</sub> - <sup>1</sup> / <sub>4</sub>	+818	-----
Sept. 16	10, 308	59, 552	96 <sup>1</sup> / <sub>2</sub> -96	99 <sup>1</sup> / <sub>2</sub>	95 <sup>5</sup> / <sub>8</sub>	99 <sup>3</sup> / <sub>4</sub> - <sup>1</sup> / <sub>2</sub>	+953	+3 <sup>1</sup> / <sub>2</sub>
Sept. 18	17, 901	62, 252	101-101 <sup>3</sup> / <sub>4</sub>	101 <sup>3</sup> / <sub>4</sub>	99	99 <sup>3</sup> / <sub>4</sub> - <sup>7</sup> / <sub>8</sub>	+2, 700	-----
Sept. 19	15, 095	63, 788	100 <sup>1</sup> / <sub>2</sub> -99 <sup>3</sup> / <sub>4</sub>	102	98 <sup>3</sup> / <sub>8</sub>	101 <sup>1</sup> / <sub>2</sub> -102	+1, 536	+2 <sup>1</sup> / <sub>2</sub>
Sept. 20	15, 842	66, 118	101-100 <sup>1</sup> / <sub>2</sub>	101 <sup>3</sup> / <sub>4</sub>	99 <sup>3</sup> / <sub>4</sub>	100 <sup>1</sup> / <sub>2</sub> -100	+2, 330	-2
Sept. 21	21, 033	66, 711	98 <sup>1</sup> / <sub>2</sub> -98	98 <sup>3</sup> / <sub>4</sub>	95	95a	+593	-5
Sept. 22	22, 975	66, 900	95-95 <sup>1</sup> / <sub>2</sub>	95 <sup>1</sup> / <sub>2</sub>	91 <sup>1</sup> / <sub>2</sub>	93 <sup>3</sup> / <sub>8</sub> - <sup>3</sup> / <sub>4</sub>	+189	-1 <sup>1</sup> / <sub>2</sub>
Sept. 23	9, 952	68, 052	95-96	96 <sup>3</sup> / <sub>4</sub>	95	96 <sup>3</sup> / <sub>8</sub> - <sup>1</sup> / <sub>2</sub>	+1, 152	+3
Sept. 25	11, 384	68, 732	94 <sup>1</sup> / <sub>2</sub> - <sup>1</sup> / <sub>2</sub>	96 <sup>3</sup> / <sub>4</sub>	93 <sup>3</sup> / <sub>4</sub>	90 <sup>3</sup> / <sub>8</sub> - <sup>1</sup> / <sub>2</sub>	+080	-----
Sept. 26	12, 975	69, 239	95 <sup>3</sup> / <sub>4</sub> -96	97 <sup>3</sup> / <sub>8</sub>	94 <sup>1</sup> / <sub>8</sub>	94 <sup>1</sup> / <sub>2</sub> - <sup>3</sup> / <sub>8</sub>	+507	-2 <sup>1</sup> / <sub>4</sub>
Sept. 27	13, 803	70, 015	94-93 <sup>1</sup> / <sub>8</sub>	95 <sup>1</sup> / <sub>2</sub>	92 <sup>5</sup> / <sub>8</sub>	95 <sup>3</sup> / <sub>8</sub> - <sup>1</sup> / <sub>2</sub>	+776	+1 <sup>1</sup> / <sub>4</sub>
Sept. 28	9, 132	69, 174	94-93 <sup>1</sup> / <sub>8</sub>	95	93	94 <sup>1</sup> / <sub>2</sub> -94	-41	-1 <sup>1</sup> / <sub>2</sub>
Sept. 29	9, 645	70, 152	95-95 <sup>1</sup> / <sub>4</sub>	95 <sup>3</sup> / <sub>4</sub>	93 <sup>3</sup> / <sub>4</sub>	94-93 <sup>3</sup> / <sub>4</sub>	+178	- <sup>1</sup> / <sub>8</sub>

<sup>4</sup> See text for explanation.

<sup>4</sup> Chicago Board of Trade was closed July 21 and July 22, 1933, by order of the directors of the exchange, except for 15 minutes on July 22, devoted to the exercising of weekly privileges and the adjustment of trades.



TABLE 31.—Daily volume of trading, open commitments, opening, closing, high, low, and closing prices per bushel of May wheat futures on the Chicago Board of Trade, Jan. 3, 1933, to Dec. 31, 1935—Continued

1934 MAY FUTURE—Continued

Date	Volume of trading	Open commitments	Opening price	Range in price		Closing price	Net change from previous day	
				High	Low		Open commitments	Closing price
1933								
	1,000 bushels	1,000 bushels	Cents	Cents	Cents	Cents	1,000 bushels	Cents
Sept. 30	8, 418	70, 880	93 <sup>1</sup> / <sub>2</sub> -9 <sup>3</sup> / <sub>4</sub>	94 <sup>1</sup> / <sub>2</sub>	92 <sup>1</sup> / <sub>2</sub>	94-94 <sup>1</sup> / <sub>2</sub>	+724	+ <sup>1</sup> / <sub>2</sub>
Oct. 2	5, 901	71, 024	94 <sup>3</sup> / <sub>4</sub> -94	94 <sup>3</sup> / <sub>4</sub>	93 <sup>3</sup> / <sub>4</sub>	93 <sup>3</sup> / <sub>4</sub> -9 <sup>1</sup> / <sub>2</sub>	+144	- <sup>1</sup> / <sub>2</sub>
Oct. 3	4, 834	71, 184	92 <sup>3</sup> / <sub>4</sub> -93	93 <sup>3</sup> / <sub>4</sub>	92 <sup>3</sup> / <sub>4</sub>	93 <sup>3</sup> / <sub>4</sub> -9 <sup>1</sup> / <sub>2</sub>	+160	- <sup>1</sup> / <sub>4</sub>
Oct. 4	9, 110	71, 651	94 <sup>1</sup> / <sub>2</sub> -9 <sup>1</sup> / <sub>2</sub>	95 <sup>1</sup> / <sub>2</sub>	93 <sup>1</sup> / <sub>2</sub>	94 <sup>1</sup> / <sub>2</sub> -9 <sup>1</sup> / <sub>2</sub>	+467	+1 <sup>1</sup> / <sub>2</sub>
Oct. 5	8, 182	72, 066	94 <sup>1</sup> / <sub>2</sub> -9 <sup>1</sup> / <sub>2</sub>	94 <sup>3</sup> / <sub>4</sub>	93 <sup>1</sup> / <sub>2</sub>	93 <sup>3</sup> / <sub>4</sub> -9 <sup>1</sup> / <sub>2</sub>	+415	-1 <sup>1</sup> / <sub>2</sub>
Oct. 6	22, 371	73, 522	93 <sup>3</sup> / <sub>4</sub> -9 <sup>1</sup> / <sub>2</sub>	93 <sup>3</sup> / <sub>4</sub>	88 <sup>3</sup> / <sub>4</sub>	89 <sup>1</sup> / <sub>2</sub> -9 <sup>1</sup> / <sub>2</sub>	+1, 456	-3 <sup>3</sup> / <sub>4</sub>
Oct. 7	14, 362	73, 067	90-90 <sup>1</sup> / <sub>2</sub>	91 <sup>1</sup> / <sub>2</sub>	87 <sup>1</sup> / <sub>2</sub>	90 <sup>3</sup> / <sub>4</sub> -9 <sup>1</sup> / <sub>2</sub>	-455	+1 <sup>1</sup> / <sub>2</sub>
Oct. 9	11, 730	73, 249	90 <sup>3</sup> / <sub>4</sub> -9 <sup>1</sup> / <sub>2</sub>	91 <sup>1</sup> / <sub>2</sub>	88 <sup>3</sup> / <sub>4</sub>	89 <sup>1</sup> / <sub>2</sub> -9 <sup>1</sup> / <sub>2</sub>	+182	- <sup>3</sup> / <sub>4</sub>
Oct. 10	12, 872	73, 402	89 <sup>1</sup> / <sub>2</sub> -9 <sup>1</sup> / <sub>2</sub>	89 <sup>3</sup> / <sub>4</sub>	87 <sup>3</sup> / <sub>4</sub>	88 <sup>3</sup> / <sub>4</sub> -9 <sup>1</sup> / <sub>2</sub>	+153	-1
Oct. 11	7, 527	73, 906	88-87 <sup>3</sup> / <sub>4</sub>	89 <sup>1</sup> / <sub>2</sub>	87 <sup>3</sup> / <sub>4</sub>	88-87 <sup>3</sup> / <sub>4</sub>	+564	- <sup>3</sup> / <sub>4</sub>
Oct. 13	20, 763	74, 476	86 <sup>3</sup> / <sub>4</sub> -85	86 <sup>3</sup> / <sub>4</sub>	82 <sup>3</sup> / <sub>4</sub>	82 <sup>3</sup> / <sub>4</sub> a	+510	3-5
Oct. 14	18, 116	72, 942	79 <sup>3</sup> / <sub>4</sub> -78	81	78	79-78 <sup>1</sup> / <sub>2</sub>	-1, 534	-3 <sup>1</sup> / <sub>2</sub>
Oct. 16	18, 849	72, 069	78 <sup>1</sup> / <sub>2</sub> -77 <sup>3</sup> / <sub>4</sub>	80 <sup>1</sup> / <sub>2</sub>	73 <sup>1</sup> / <sub>2</sub>	73 <sup>1</sup> / <sub>2</sub> -74	-273	-5
Oct. 17	26, 513	72, 945	76 <sup>1</sup> / <sub>2</sub> -77 <sup>1</sup> / <sub>2</sub>	78 <sup>1</sup> / <sub>2</sub>	71 <sup>1</sup> / <sub>2</sub>	78 <sup>1</sup> / <sub>2</sub> b	+276	3+5
Oct. 18	28, 236	71, 675	79-78 <sup>1</sup> / <sub>2</sub>	82	78 <sup>1</sup> / <sub>2</sub>	81 <sup>3</sup> / <sub>4</sub> -9 <sup>1</sup> / <sub>2</sub>	-1, 270	+2 <sup>1</sup> / <sub>2</sub>
Oct. 19	19, 267	70, 301	80-79 <sup>3</sup> / <sub>4</sub>	82	78 <sup>3</sup> / <sub>4</sub>	81-80 <sup>3</sup> / <sub>4</sub>	-1, 374	-1
Oct. 20	24, 196	70, 727	79 <sup>3</sup> / <sub>4</sub> -80 <sup>3</sup> / <sub>4</sub>	85 <sup>3</sup> / <sub>4</sub>	79 <sup>1</sup> / <sub>2</sub>	84 <sup>1</sup> / <sub>2</sub> -9 <sup>1</sup> / <sub>2</sub>	+426	+3 <sup>1</sup> / <sub>2</sub>
Oct. 21	18, 085	69, 028	85 <sup>3</sup> / <sub>4</sub> -86	86 <sup>3</sup> / <sub>4</sub>	84	85-84 <sup>1</sup> / <sub>2</sub>	-1, 099	+9 <sup>1</sup> / <sub>2</sub>
Oct. 23	19, 263	70, 322	87 <sup>1</sup> / <sub>2</sub> -88 <sup>3</sup> / <sub>4</sub>	89 <sup>1</sup> / <sub>2</sub>	87 <sup>1</sup> / <sub>2</sub>	89-89 <sup>1</sup> / <sub>2</sub>	+694	+4 <sup>1</sup> / <sub>2</sub>
Oct. 24	21, 992	72, 553	89-88 <sup>1</sup> / <sub>2</sub>	90	87 <sup>1</sup> / <sub>2</sub>	88-87 <sup>3</sup> / <sub>4</sub>	+2, 231	-1
Oct. 25	20, 685	73, 964	89-89 <sup>1</sup> / <sub>2</sub>	91 <sup>1</sup> / <sub>2</sub>	89	91 <sup>1</sup> / <sub>2</sub> -91	+1, 411	+3 <sup>1</sup> / <sub>2</sub>
Oct. 26	17, 055	74, 963	90 <sup>3</sup> / <sub>4</sub> -90	91	88 <sup>3</sup> / <sub>4</sub>	88 <sup>3</sup> / <sub>4</sub> -9 <sup>1</sup> / <sub>2</sub>	+999	-2 <sup>3</sup> / <sub>4</sub>
Oct. 27	21, 170	75, 748	88 <sup>1</sup> / <sub>2</sub> -87 <sup>3</sup> / <sub>4</sub>	92 <sup>1</sup> / <sub>2</sub>	87 <sup>3</sup> / <sub>4</sub>	91 <sup>1</sup> / <sub>2</sub> -9 <sup>1</sup> / <sub>2</sub>	+785	+3 <sup>1</sup> / <sub>2</sub>
Oct. 28	22, 207	73, 813	90 <sup>1</sup> / <sub>2</sub> -9 <sup>1</sup> / <sub>2</sub>	91 <sup>1</sup> / <sub>2</sub>	88 <sup>3</sup> / <sub>4</sub>	91 <sup>1</sup> / <sub>2</sub> -9 <sup>1</sup> / <sub>2</sub>	-1, 935	- <sup>1</sup> / <sub>4</sub>
Oct. 30	23, 320	74, 759	92 <sup>3</sup> / <sub>4</sub> -93	93 <sup>1</sup> / <sub>2</sub>	89 <sup>3</sup> / <sub>4</sub>	90 <sup>1</sup> / <sub>2</sub> -9 <sup>1</sup> / <sub>2</sub>	+946	-1 <sup>1</sup> / <sub>2</sub>
Oct. 31	19, 324	74, 408	89 <sup>3</sup> / <sub>4</sub> -9 <sup>1</sup> / <sub>2</sub>	91 <sup>1</sup> / <sub>2</sub>	88	88 <sup>1</sup> / <sub>2</sub> -9 <sup>1</sup> / <sub>2</sub>	-351	-2
Nov. 1	20, 876	74, 233	88 <sup>1</sup> / <sub>2</sub> -89	89 <sup>1</sup> / <sub>2</sub>	84	86 <sup>1</sup> / <sub>2</sub> -85 <sup>3</sup> / <sub>4</sub>	-175	-2 <sup>3</sup> / <sub>4</sub>
Nov. 2	18, 912	75, 905	87 <sup>3</sup> / <sub>4</sub> -88 <sup>1</sup> / <sub>2</sub>	88 <sup>3</sup> / <sub>4</sub>	86 <sup>1</sup> / <sub>2</sub>	87 <sup>3</sup> / <sub>4</sub> -9 <sup>1</sup> / <sub>2</sub>	+1, 672	+1 <sup>3</sup> / <sub>4</sub>
Nov. 3	19, 442	76, 009	88 <sup>3</sup> / <sub>4</sub> -89	90 <sup>3</sup> / <sub>4</sub>	87 <sup>3</sup> / <sub>4</sub>	90 <sup>1</sup> / <sub>2</sub> -9 <sup>1</sup> / <sub>2</sub>	+704	+2 <sup>1</sup> / <sub>2</sub>
Nov. 4	15, 020	77, 704	89 <sup>1</sup> / <sub>2</sub> -88 <sup>1</sup> / <sub>2</sub>	91 <sup>1</sup> / <sub>2</sub>	88 <sup>1</sup> / <sub>2</sub>	89 <sup>1</sup> / <sub>2</sub> -9 <sup>1</sup> / <sub>2</sub>	+895	-1 <sup>1</sup> / <sub>2</sub>
Nov. 6	17, 485	79, 520	89 <sup>1</sup> / <sub>2</sub> -89	90 <sup>3</sup> / <sub>4</sub>	87 <sup>3</sup> / <sub>4</sub>	88 <sup>3</sup> / <sub>4</sub> -9 <sup>1</sup> / <sub>2</sub>	+2, 016	-1 <sup>1</sup> / <sub>2</sub>
Nov. 7	8, 163	80, 091	88 <sup>1</sup> / <sub>2</sub> -88	88 <sup>1</sup> / <sub>2</sub>	87 <sup>3</sup> / <sub>4</sub>	88 <sup>3</sup> / <sub>4</sub> -9 <sup>1</sup> / <sub>2</sub>	+571	+1 <sup>1</sup> / <sub>2</sub>
Nov. 8	21, 535	82, 748	88 <sup>1</sup> / <sub>2</sub> -88	92 <sup>1</sup> / <sub>2</sub>	88	91 <sup>1</sup> / <sub>2</sub> -91	+2, 657	+2 <sup>1</sup> / <sub>2</sub>
Nov. 9	33, 478	85, 118	92 <sup>3</sup> / <sub>4</sub> -93	95 <sup>1</sup> / <sub>2</sub>	92 <sup>1</sup> / <sub>2</sub>	94 <sup>1</sup> / <sub>2</sub> -95	+2, 370	+4
Nov. 10	25, 377	86, 262	94 <sup>1</sup> / <sub>2</sub> -93 <sup>3</sup> / <sub>4</sub>	94 <sup>3</sup> / <sub>4</sub>	92 <sup>1</sup> / <sub>2</sub>	93 <sup>3</sup> / <sub>4</sub> -9 <sup>1</sup> / <sub>2</sub>	+1, 144	-1 <sup>1</sup> / <sub>2</sub>
Nov. 13	19, 449	88, 250	95-95 <sup>1</sup> / <sub>2</sub>	95 <sup>1</sup> / <sub>2</sub>	94 <sup>3</sup> / <sub>4</sub>	94 <sup>3</sup> / <sub>4</sub> -9 <sup>1</sup> / <sub>2</sub>	+1, 988	+1 <sup>1</sup> / <sub>2</sub>
Nov. 14	20, 561	91, 305	95 <sup>1</sup> / <sub>2</sub> -96	96 <sup>1</sup> / <sub>2</sub>	95	95 <sup>1</sup> / <sub>2</sub> -95	+3, 055	+4 <sup>1</sup> / <sub>2</sub>
Nov. 15	35, 423	92, 542	94 <sup>1</sup> / <sub>2</sub> -9 <sup>1</sup> / <sub>2</sub>	95 <sup>1</sup> / <sub>2</sub>	92 <sup>1</sup> / <sub>2</sub>	92 <sup>1</sup> / <sub>2</sub> -9 <sup>1</sup> / <sub>2</sub>	+1, 237	-2 <sup>1</sup> / <sub>2</sub>
Nov. 16	27, 581	94, 439	93-93 <sup>1</sup> / <sub>2</sub>	94 <sup>1</sup> / <sub>2</sub>	91 <sup>3</sup> / <sub>4</sub>	94 <sup>1</sup> / <sub>2</sub> -9 <sup>1</sup> / <sub>2</sub>	+1, 807	+2
Nov. 17	20, 835	93, 966	94 <sup>1</sup> / <sub>2</sub> -94	94 <sup>1</sup> / <sub>2</sub>	92 <sup>1</sup> / <sub>2</sub>	92 <sup>1</sup> / <sub>2</sub> -9 <sup>1</sup> / <sub>2</sub>	-473	-2
Nov. 18	22, 339	95, 015	92 <sup>1</sup> / <sub>2</sub> -9 <sup>1</sup> / <sub>2</sub>	93	90	90 <sup>1</sup> / <sub>2</sub> -90	+1, 040	-2 <sup>3</sup> / <sub>4</sub>
Nov. 20	25, 706	96, 216	91 <sup>1</sup> / <sub>2</sub> -9 <sup>1</sup> / <sub>2</sub>	92 <sup>3</sup> / <sub>4</sub>	89 <sup>1</sup> / <sub>2</sub>	92 <sup>3</sup> / <sub>4</sub> -9 <sup>1</sup> / <sub>2</sub>	+1, 201	+2 <sup>3</sup> / <sub>4</sub>
Nov. 21	22, 105	96, 994	92 <sup>3</sup> / <sub>4</sub> -9 <sup>1</sup> / <sub>2</sub>	93 <sup>1</sup> / <sub>2</sub>	91 <sup>1</sup> / <sub>2</sub>	92 <sup>1</sup> / <sub>2</sub> -9 <sup>1</sup> / <sub>2</sub>	+778	-----
Nov. 22	21, 833	97, 442	91-90 <sup>3</sup> / <sub>4</sub>	91 <sup>3</sup> / <sub>4</sub>	89 <sup>1</sup> / <sub>2</sub>	91-90 <sup>3</sup> / <sub>4</sub>	+448	-1 <sup>1</sup> / <sub>2</sub>
Nov. 23	26, 769	98, 023	90-89 <sup>3</sup> / <sub>4</sub>	90 <sup>3</sup> / <sub>4</sub>	87 <sup>3</sup> / <sub>4</sub>	87 <sup>3</sup> / <sub>4</sub> -9 <sup>1</sup> / <sub>2</sub>	+1, 181	-3 <sup>3</sup> / <sub>4</sub>
Nov. 24	28, 483	101, 189	88 <sup>1</sup> / <sub>2</sub> -87 <sup>3</sup> / <sub>4</sub>	89 <sup>1</sup> / <sub>2</sub>	86 <sup>3</sup> / <sub>4</sub>	88 <sup>1</sup> / <sub>2</sub> -9 <sup>1</sup> / <sub>2</sub>	+2, 566	+1 <sup>1</sup> / <sub>2</sub>
Nov. 25	14, 977	101, 495	88-87 <sup>3</sup> / <sub>4</sub>	88	86	86 <sup>1</sup> / <sub>2</sub> -86	+306	-2 <sup>3</sup> / <sub>4</sub>
Nov. 27	31, 624	104, 074	89-86 <sup>1</sup> / <sub>2</sub>	87	84 <sup>3</sup> / <sub>4</sub>	85 <sup>1</sup> / <sub>2</sub> -9 <sup>1</sup> / <sub>2</sub>	+2, 579	- <sup>1</sup> / <sub>2</sub>
Nov. 28	23, 750	107, 551	86-80 <sup>1</sup> / <sub>2</sub>	87 <sup>1</sup> / <sub>2</sub>	85 <sup>1</sup> / <sub>2</sub>	86-80 <sup>1</sup> / <sub>2</sub>	+3, 477	+ <sup>1</sup> / <sub>2</sub>
Nov. 29	10, 619	111, 432	87 <sup>1</sup> / <sub>2</sub> -9 <sup>1</sup> / <sub>2</sub>	88	86 <sup>3</sup> / <sub>4</sub>	87 <sup>1</sup> / <sub>2</sub> -9 <sup>1</sup> / <sub>2</sub>	+3, 881	+1 <sup>1</sup> / <sub>2</sub>
Dec. 1	15, 358	112, 879	87 <sup>3</sup> / <sub>4</sub> -9 <sup>1</sup> / <sub>2</sub>	87 <sup>3</sup> / <sub>4</sub>	86	86-80 <sup>1</sup> / <sub>2</sub>	+1, 447	-1 <sup>1</sup> / <sub>2</sub>
Dec. 2	15, 057	112, 981	85 <sup>3</sup> / <sub>4</sub> -9 <sup>1</sup> / <sub>2</sub>	86 <sup>3</sup> / <sub>4</sub>	83 <sup>3</sup> / <sub>4</sub>	84 <sup>1</sup> / <sub>2</sub> -9 <sup>1</sup> / <sub>2</sub>	+102	-1 <sup>3</sup> / <sub>4</sub>
Dec. 4	10, 876	113, 020	84-83 <sup>1</sup> / <sub>2</sub>	84 <sup>3</sup> / <sub>4</sub>	83 <sup>3</sup> / <sub>4</sub>	84 <sup>1</sup> / <sub>2</sub> -84	+30	- <sup>1</sup> / <sub>4</sub>
Dec. 5	18, 092	113, 041	84 <sup>3</sup> / <sub>4</sub> -9 <sup>1</sup> / <sub>2</sub>	84 <sup>3</sup> / <sub>4</sub>	84 <sup>3</sup> / <sub>4</sub>	86 <sup>3</sup> / <sub>4</sub> -9 <sup>1</sup> / <sub>2</sub>	+21	+2 <sup>3</sup> / <sub>4</sub>
Dec. 6	15, 296	112, 829	87 <sup>1</sup> / <sub>2</sub> -9 <sup>1</sup> / <sub>2</sub>	87 <sup>1</sup> / <sub>2</sub>	86 <sup>1</sup> / <sub>2</sub>	87-87 <sup>1</sup> / <sub>2</sub>	-212	+ <sup>1</sup> / <sub>4</sub>
Dec. 7	13, 532	113, 692	86 <sup>3</sup> / <sub>4</sub> -9 <sup>1</sup> / <sub>2</sub>	87 <sup>1</sup> / <sub>2</sub>	86 <sup>3</sup> / <sub>4</sub>	87 <sup>1</sup> / <sub>2</sub> -87	+763	-----
Dec. 8	16, 192	113, 334	86 <sup>3</sup> / <sub>4</sub> -9 <sup>1</sup> / <sub>2</sub>	87 <sup>1</sup> / <sub>2</sub>	85	85 <sup>1</sup> / <sub>2</sub> -9 <sup>1</sup> / <sub>2</sub>	-258	-1 <sup>1</sup> / <sub>2</sub>
Dec. 9	12, 611	113, 635	85-85 <sup>3</sup> / <sub>4</sub>	87 <sup>3</sup> / <sub>4</sub>	84 <sup>3</sup> / <sub>4</sub>	87 <sup>1</sup> / <sub>2</sub> -9 <sup>1</sup> / <sub>2</sub>	+301	+2 <sup>1</sup> / <sub>4</sub>
Dec. 12	15, 512	114, 549	88 <sup>1</sup> / <sub>2</sub> -9 <sup>1</sup> / <sub>2</sub>	88 <sup>1</sup> / <sub>2</sub>	87 <sup>3</sup> / <sub>4</sub>	87 <sup>1</sup> / <sub>2</sub> -9 <sup>1</sup> / <sub>2</sub>	+319	+ <sup>1</sup> / <sub>4</sub>
Dec. 13	10, 700	114, 868	87 <sup>1</sup> / <sub>2</sub> -9 <sup>1</sup> / <sub>2</sub>	87 <sup>3</sup> / <sub>4</sub>	86 <sup>1</sup> / <sub>2</sub>	86 <sup>1</sup> / <sub>2</sub> -9 <sup>1</sup> / <sub>2</sub>	+914	-1
Dec. 14	14, 660	115, 588	86 <sup>1</sup> / <sub>2</sub> -9 <sup>1</sup> / <sub>2</sub>	86 <sup>3</sup> / <sub>4</sub>	85	85 <sup>1</sup> / <sub>2</sub> -9 <sup>1</sup> / <sub>2</sub>	+720	-1 <sup>1</sup> / <sub>2</sub>
Dec. 15	16, 573	115, 715	85 <sup>3</sup> / <sub>4</sub> -9 <sup>1</sup> / <sub>2</sub>	86 <sup>3</sup> / <sub>4</sub>	84 <sup>3</sup> / <sub>4</sub>	84 <sup>3</sup> / <sub>4</sub> -9 <sup>1</sup> / <sub>2</sub>	+127	- <sup>1</sup> / <sub>2</sub>
Dec. 16	10, 925	114, 970	85-84 <sup>3</sup> / <sub>4</sub>	85 <sup>3</sup> / <sub>4</sub>	83 <sup>3</sup> / <sub>4</sub>	85 <sup>3</sup> / <sub>4</sub> -9 <sup>1</sup> / <sub>2</sub>	+739	+ <sup>1</sup> / <sub>2</sub>
Dec. 18	10, 567	115, 312	85 <sup>3</sup> / <sub>4</sub> -85	85 <sup>3</sup> / <sub>4</sub>	83 <sup>3</sup> / <sub>4</sub>	85 <sup>3</sup> / <sub>4</sub> -85	+336	- <sup>1</sup> / <sub>4</sub>
Dec. 19	8, 300	114, 959	85	85 <sup>3</sup> / <sub>4</sub>	84	84 <sup>1</sup> / <sub>2</sub> -9 <sup>1</sup> / <sub>2</sub>	-353	- <sup>1</sup> / <sub>2</sub>
Dec. 20	7, 771	114, 548	85-84 <sup>3</sup> / <sub>4</sub>	85	84 <sup>1</sup> / <sub>2</sub>	84 <sup>3</sup> / <sub>4</sub> -9 <sup>1</sup> / <sub>2</sub>	-411	-----
Dec. 21	20, 486	114, 060	84 <sup>3</sup> / <sub>4</sub> -9 <sup>1</sup> / <sub>2</sub>	84 <sup>3</sup> / <sub>4</sub>	81 <sup>3</sup> / <sub>4</sub>	81 <sup>3</sup> / <sub>4</sub> -9 <sup>1</sup> / <sub>2</sub>	-488	-3 <sup>1</sup> / <sub>2</sub>
Dec. 21	10, 062	112, 865	81-81 <sup>3</sup> / <sub>4</sub>	81 <sup>3</sup> / <sub>4</sub>	79 <sup>3</sup> / <sub>4</sub>	80 <sup>3</sup> / <sub>4</sub> -9 <sup>1</sup> / <sub>2</sub>	-1, 195	- <sup>3</sup> / <sub>4</sub>

<sup>1</sup> See text for explanation.

TABLE 31.—Daily volume of trading, open commitments, opening, high, low, and closing prices per bushels of May wheat futures on the Chicago Board of Trade, Jan. 3, 1933, to Dec. 31, 1935—Continued

1934 MAY FUTURE—Continued

Date	Volume of trading	Open commitments	Opening price	Range in price		Closing price	Net change from previous day	
				High	Low		Open commitments	Closing price
1933								
	1,000 bushels	1,000 bushels	Cents	Cents	Cents	Cents	1,000 bushels	Cents
Dec. 22.....	17, 431	111, 863	84-85	85	82½	84¼-½	-1, 002	+3½
Dec. 26.....	8, 146	110, 582	84¼-84	84¾	83¾	84-84¼	-1, 281	-½
Dec. 27.....	14, 894	109, 064	84-83½	86½	83¾	86¾-½	-1, 518	+2½
Dec. 28.....	15, 457	108, 911	80¼-86	86¾	85½	85¾-¾	-153	-¾
Dec. 29.....	16, 103	109, 114	85¾-½	85¾	83½	83¾-½	+203	-2½
Dec. 30.....	10, 533	108, 809	83½-84	85½	83½	85¼-½	-305	+1½
1934								
Jan. 2.....	9, 889	108, 728	85¼-¾	80¾	84¾	85-84¾	-83	-¾
Jan. 3.....	13, 014	107, 408	84¾-85	80¼	83¾	84¼-½	-1, 228	-¾
Jan. 4.....	14, 868	106, 330	83¾-½	85¼	83	84¾-¾	-1, 108	+½
Jan. 5.....	9, 049	106, 215	84¾-85½	85½	83¾	84-84¼	-116	-¾
Jan. 6.....	3, 913	105, 766	84-84½	84¾	84	84¾-½	-449	+¾
Jan. 8.....	5, 294	105, 434	84¾-½	85	84	84¼-½	-332	-½
Jan. 9.....	6, 469	104, 827	84½-¾	85½	84¾	85-85½	-607	+¾
Jan. 10.....	11, 091	104, 255	85¾-¾	86¾	85¾	86¾-½	-572	+1½
Jan. 11.....	11, 353	103, 525	80¾-¾	86¼	85¼	85¾-½	-730	-1
Jan. 12.....	13, 705	103, 246	85¼-¾	87¼	85¾	86¾-87	-279	+1½
Jan. 13.....	10, 777	103, 150	86¾-¾	87¾	86½	87¾-¾	-96	+¾
Jan. 15.....	30, 860	101, 489	89-90	91¼	89	91¼-¾	-1, 004	+3½
Jan. 16.....	21, 496	100, 200	90¼-90	91¼	89¾	90¼-¾	-1, 286	-1
Jan. 17.....	20, 089	100, 286	89¾-½	91½	89½	90¾-¾	+86	+¼
Jan. 18.....	12, 823	99, 978	90¼-90	90¾	89½	90¾-½	-308	-1
Jan. 19.....	14, 603	99, 418	90¼-½	91¾	90¼	91-91½	-500	+½
Jan. 20.....	8, 968	106, 061	91½-½	91½	90¼	90¼-¾	+6, 043	-1½
Jan. 22.....	9, 707	105, 959	90¼-½	90¾	89½	89¾-¾	-102	+¾
Jan. 23.....	10, 623	105, 201	89¾-¾	90½	89	90¾-½	-768	+¾
Jan. 24.....	9, 112	105, 068	90¼-90	90¾	89¾	90¾-¾	-133	-¾
Jan. 25.....	13, 046	104, 370	90¼-89½	90¾	88¾	89-88½	-698	-1½
Jan. 26.....	8, 503	104, 156	88¾-89	89¾	88¾	89¾-½	-214	+¾
Jan. 27.....	5, 840	104, 096	89¾-½	90¾	89¾	90¼-¾	-60	+¾
Jan. 29.....	15, 731	103, 761	91-91¼	92¾	91	92½-¾	-336	+2½
Jan. 30.....	19, 360	103, 846	93-93¼	93¾	92½	93-92½	+85	+¾
Jan. 31.....	19, 020	102, 789	92¼-½	92½	91½	91¾-¾	-1, 057	-1¼
Feb. 1.....	17, 823	102, 047	92¼-½	93	91½	91¾-¾	-742	-½
Feb. 2.....	9, 826	101, 627	91¼-90½	91¾	90¾	91¾-¾	-420	-½
Feb. 3.....	10, 310	100, 421	91¾-¾	92½	91¾	92¼-¾	-1, 206	+1
Feb. 5.....	14, 640	98, 730	92¼-93	93¾	92¾	92¾-¾	-1, 691	+¼
Feb. 6.....	11, 553	98, 168	92¼-¾	93	92	92½-93	-572	-2½
Feb. 7.....	22, 049	96, 628	92¼-92	92¾	90½	90¾-¾	-1, 539	+¾
Feb. 8.....	11, 202	96, 344	90¼-90	91¾	89¾	91½-¾	-284	+¾
Feb. 9.....	14, 625	95, 099	91¼-91	91¼	89¾	90¼-90	-1, 245	-1¼
Feb. 10.....	11, 110	95, 061	89¾-¾	90¾	88¾	90¼-¾	-38	+¾
Feb. 13.....	10, 163	95, 347	90-89¾	91	89¾	90-90½	+280	-½
Feb. 14.....	7, 742	95, 013	90-90½	90¾	89½	90¾-¾	-334	+¾
Feb. 15.....	7, 308	94, 913	90¾-¾	91¾	90¾	90¾-¾	-100	+¾
Feb. 16.....	5, 850	93, 523	91	91	90¾	90¾-¾	-1, 300	-¾
Feb. 17.....	4, 170	93, 351	90¼-¾	90¾	90¾	90¼-¾	-172	-1
Feb. 19.....	5, 543	92, 670	90¼-¾	90¾	89½	89¾-½	-681	-1½
Feb. 20.....	8, 387	92, 112	89-88¾	89¾	88¾	88¾-¾	-658	+¾
Feb. 21.....	7, 453	91, 534	88¼-½	88¾	87¾	88¾-¾	-678	+¼
Feb. 23.....	5, 574	91, 340	88¾	89¼	88	88½-88	-104	-½
Feb. 24.....	6, 448	90, 830	87¾-¾	88	87¼	87¾-½	-510	-½
Feb. 26.....	9, 578	89, 878	87-86¾	87¼	86	86¼-¾	-952	+1
Feb. 27.....	9, 794	88, 933	86¼-¾	87½	85¾	87¼-¾	-945	+¾
Feb. 28.....	7, 689	87, 435	87½	87¾	80¾	80¾-¾	-1, 498	-½
Mar. 1.....	9, 564	86, 764	86¾-½	87	85¾	86¼-¾	-671	+1¼
Mar. 3.....	9, 884	85, 800	86¾-¾	88½	86¾	87¾-88	-604	-¾
Mar. 5.....	0, 971	84, 889	88-87½	88½	87¾	88-87½	-911	-¾
Mar. 6.....	0, 522	84, 624	87¾-¾	88	87¾	87¾-¾	-265	-¾
Mar. 7.....	4, 540	84, 020	87¾-88	88	87¾	87¼-¾	-604	-1
Mar. 8.....	7, 257	82, 949	87¼-¾	87¾	80¼	86¼-¾	-1, 071	+¼
Mar. 9.....	9, 863	82, 420	86¼-¾	86¾	85¾	86¾-¾	-529	+¾
Mar. 10.....	5, 335	82, 343	86¼-¾	86¾	86¼	86¾-½	-77	+1½
Mar. 11.....	8, 112	81, 793	86¾-½	88	86½	87¾-88	-560	+¾
Mar. 12.....	11, 796	79, 727	87¾-¾	89¾	87¼	88¾-80	-2, 006	+1½
Mar. 13.....	8, 118	78, 259	88¾-¾	89	88½	88½-¾	-1, 408	-½
Mar. 14.....	8, 009	76, 881	88½-¾	89¼	88¼	88¾-¾	-1, 378	-½

\* The unusually large change in open commitments was occasioned by a nonclearing member of the exchange becoming a clearing member.

TABLE 31.—Daily volume of trading, open commitments, opening, closing, high, low, and closing prices per bushel of May wheat futures on the Chicago Board of Trade, Jan. 3, 1933, to Dec. 31, 1935—Continued

1934 MAY FUTURE—Continued

Date	Volume of trading	Open commitments	Opening price	Range in price		Closing price	Net change from previous day	
				High	Low		Open commitments	Closing price
1934	1,000 bushels	1,000 bushels	Cents	Cents	Cents	Cents	1,000 bushels	Cents
Mar. 15	10, 115	75, 347	88 <sup>1</sup> / <sub>2</sub> -88	88 <sup>1</sup> / <sub>2</sub>	86 <sup>3</sup> / <sub>4</sub>	86 <sup>1</sup> / <sub>2</sub> -87	-1, 534	-1 <sup>1</sup> / <sub>2</sub>
Mar. 16	7, 344	74, 807	86 <sup>1</sup> / <sub>2</sub> -86	87 <sup>1</sup> / <sub>2</sub>	86 <sup>3</sup> / <sub>4</sub>	87 <sup>1</sup> / <sub>2</sub> -86	-540	+ <sup>1</sup> / <sub>2</sub>
Mar. 17	7, 038	72, 874	87 <sup>1</sup> / <sub>2</sub> -87	87 <sup>1</sup> / <sub>2</sub>	87	87 <sup>1</sup> / <sub>2</sub> -87	-1, 933	+ <sup>1</sup> / <sub>2</sub>
Mar. 19	9, 507	71, 936	87-86 <sup>1</sup> / <sub>2</sub>	87 <sup>1</sup> / <sub>2</sub>	85 <sup>3</sup> / <sub>4</sub>	87-87 <sup>1</sup> / <sub>2</sub>	-938	-1 <sup>1</sup> / <sub>2</sub>
Mar. 20	7, 473	71, 432	87 <sup>1</sup> / <sub>2</sub> -87	87 <sup>1</sup> / <sub>2</sub>	87 <sup>1</sup> / <sub>2</sub>	87 <sup>1</sup> / <sub>2</sub> -87	-504	+1 <sup>1</sup> / <sub>2</sub>
Mar. 21	4, 961	71, 118	87 <sup>1</sup> / <sub>2</sub> -87	87 <sup>1</sup> / <sub>2</sub>	86 <sup>1</sup> / <sub>2</sub>	87 <sup>1</sup> / <sub>2</sub> -87	-314	-1 <sup>1</sup> / <sub>2</sub>
Mar. 22	5, 029	70, 699	86 <sup>3</sup> / <sub>4</sub> -86	87 <sup>1</sup> / <sub>2</sub>	86 <sup>1</sup> / <sub>2</sub>	87 <sup>1</sup> / <sub>2</sub> -86	-419	-----
Mar. 23	2, 914	70, 257	87 <sup>1</sup> / <sub>2</sub> -87	87 <sup>1</sup> / <sub>2</sub>	86 <sup>1</sup> / <sub>2</sub>	87 <sup>1</sup> / <sub>2</sub> -87	-412	-----
Mar. 24	3, 680	69, 766	87 <sup>1</sup> / <sub>2</sub> -87	88 <sup>1</sup> / <sub>2</sub>	87 <sup>1</sup> / <sub>2</sub>	87 <sup>1</sup> / <sub>2</sub> -87	-521	+1 <sup>1</sup> / <sub>2</sub>
Mar. 26	4, 679	69, 334	87 <sup>1</sup> / <sub>2</sub> -87	87 <sup>1</sup> / <sub>2</sub>	86 <sup>1</sup> / <sub>2</sub>	86 <sup>1</sup> / <sub>2</sub> -87	-432	-1
Mar. 27	12, 150	67, 773	85 <sup>3</sup> / <sub>4</sub> -85	85 <sup>3</sup> / <sub>4</sub>	84 <sup>3</sup> / <sub>4</sub>	85 <sup>1</sup> / <sub>2</sub> -85	-1, 561	-1 <sup>1</sup> / <sub>2</sub>
Mar. 28	6, 343	67, 045	85 <sup>1</sup> / <sub>2</sub> -85	86	85	85 <sup>1</sup> / <sub>2</sub> -85	-728	-----
Mar. 29	7, 279	65, 718	85 <sup>1</sup> / <sub>2</sub> -85	86 <sup>1</sup> / <sub>2</sub>	85 <sup>3</sup> / <sub>4</sub>	86 <sup>1</sup> / <sub>2</sub> -85	-1, 327	+ <sup>1</sup> / <sub>2</sub>
Mar. 31	5, 114	64, 995	86 <sup>1</sup> / <sub>2</sub> -86	87	85 <sup>3</sup> / <sub>4</sub>	86 <sup>1</sup> / <sub>2</sub> -87	-723	+ <sup>1</sup> / <sub>2</sub>
Apr. 2	3, 837	64, 536	86 <sup>1</sup> / <sub>2</sub> -86	86 <sup>1</sup> / <sub>2</sub>	85 <sup>3</sup> / <sub>4</sub>	86-86 <sup>1</sup> / <sub>2</sub>	-459	-----
Apr. 3	3, 882	63, 548	85 <sup>3</sup> / <sub>4</sub> -85	85 <sup>3</sup> / <sub>4</sub>	85 <sup>1</sup> / <sub>2</sub>	85 <sup>3</sup> / <sub>4</sub> -85	-988	-1
Apr. 4	9, 782	62, 862	85 <sup>1</sup> / <sub>2</sub> -85	87	85	86 <sup>1</sup> / <sub>2</sub> -85	-680	+1
Apr. 5	4, 012	62, 374	86 <sup>1</sup> / <sub>2</sub> -86	86 <sup>3</sup> / <sub>4</sub>	86 <sup>1</sup> / <sub>2</sub>	86 <sup>1</sup> / <sub>2</sub> -86	-488	-1 <sup>1</sup> / <sub>2</sub>
Apr. 6	2, 925	61, 870	86 <sup>1</sup> / <sub>2</sub> -86	86 <sup>3</sup> / <sub>4</sub>	86 <sup>1</sup> / <sub>2</sub>	86 <sup>1</sup> / <sub>2</sub> -86	-----	-----
Apr. 7	3, 092	60, 855	86 <sup>1</sup> / <sub>2</sub> -86	86 <sup>3</sup> / <sub>4</sub>	86 <sup>1</sup> / <sub>2</sub>	86 <sup>1</sup> / <sub>2</sub> -86	-1, 024	-----
Apr. 9	3, 397	60, 065	86 <sup>1</sup> / <sub>2</sub> -86	86 <sup>3</sup> / <sub>4</sub>	86 <sup>1</sup> / <sub>2</sub>	86 <sup>1</sup> / <sub>2</sub> -86	-790	-----
Apr. 10	4, 833	58, 762	86 <sup>1</sup> / <sub>2</sub> -86	87 <sup>1</sup> / <sub>2</sub>	86 <sup>1</sup> / <sub>2</sub>	86 <sup>1</sup> / <sub>2</sub> -86	-1, 303	+1 <sup>1</sup> / <sub>2</sub>
Apr. 11	3, 026	57, 820	86 <sup>1</sup> / <sub>2</sub> -87	87	86 <sup>1</sup> / <sub>2</sub>	86 <sup>1</sup> / <sub>2</sub> -86	-942	-1 <sup>1</sup> / <sub>2</sub>
Apr. 12	7, 482	55, 600	86 <sup>1</sup> / <sub>2</sub> -86	86 <sup>1</sup> / <sub>2</sub>	85 <sup>1</sup> / <sub>2</sub>	85 <sup>1</sup> / <sub>2</sub> -86	-2, 220	-1 <sup>1</sup> / <sub>2</sub>
Apr. 13	11, 503	52, 345	84 <sup>3</sup> / <sub>4</sub> -84	85 <sup>3</sup> / <sub>4</sub>	84 <sup>3</sup> / <sub>4</sub>	85 <sup>1</sup> / <sub>2</sub> -84	-3, 255	-----
Apr. 14	3, 970	51, 423	85-84 <sup>1</sup> / <sub>2</sub>	85	84 <sup>1</sup> / <sub>2</sub>	84 <sup>3</sup> / <sub>4</sub> -85	-922	-1 <sup>1</sup> / <sub>2</sub>
Apr. 16	13, 480	47, 686	84 <sup>1</sup> / <sub>2</sub> -84	85	80	80 <sup>1</sup> / <sub>2</sub> -80	-3, 737	-4 <sup>1</sup> / <sub>2</sub>
Apr. 17	15, 838	41, 470	78 <sup>1</sup> / <sub>2</sub> -78	79 <sup>1</sup> / <sub>2</sub>	76 <sup>1</sup> / <sub>2</sub>	78 <sup>1</sup> / <sub>2</sub> -78	-6, 216	-1 <sup>1</sup> / <sub>2</sub>
Apr. 18	5, 766	30, 760	78 <sup>1</sup> / <sub>2</sub> -78	79 <sup>1</sup> / <sub>2</sub>	77 <sup>1</sup> / <sub>2</sub>	77 <sup>1</sup> / <sub>2</sub> -78	-1, 710	-8 <sup>1</sup> / <sub>2</sub>
Apr. 19	14, 347	35, 224	76 <sup>3</sup> / <sub>4</sub> -76	77 <sup>1</sup> / <sub>2</sub>	72 <sup>1</sup> / <sub>2</sub>	75-74 <sup>3</sup> / <sub>4</sub>	-4, 530	-2 <sup>1</sup> / <sub>2</sub>
Apr. 20	7, 210	32, 808	75-74 <sup>3</sup> / <sub>4</sub>	76 <sup>1</sup> / <sub>2</sub>	74 <sup>1</sup> / <sub>2</sub>	75 <sup>1</sup> / <sub>2</sub> -77	-2, 416	+1 <sup>1</sup> / <sub>2</sub>
Apr. 21	4, 576	31, 084	76	77 <sup>1</sup> / <sub>2</sub>	75 <sup>1</sup> / <sub>2</sub>	77 <sup>1</sup> / <sub>2</sub> -77	-1, 724	+1 <sup>1</sup> / <sub>2</sub>
Apr. 23	4, 883	29, 191	76 <sup>1</sup> / <sub>2</sub> -76	76 <sup>1</sup> / <sub>2</sub>	75 <sup>1</sup> / <sub>2</sub>	76 <sup>1</sup> / <sub>2</sub> -76	-1, 893	-1 <sup>1</sup> / <sub>2</sub>
Apr. 24	6, 312	26, 769	76 <sup>1</sup> / <sub>2</sub> -76	76 <sup>3</sup> / <sub>4</sub>	74 <sup>3</sup> / <sub>4</sub>	75 <sup>1</sup> / <sub>2</sub> -76	-2, 422	-1
Apr. 25	5, 094	24, 118	75-74 <sup>1</sup> / <sub>2</sub>	76	73 <sup>3</sup> / <sub>4</sub>	76-75 <sup>1</sup> / <sub>2</sub>	-2, 651	+1 <sup>1</sup> / <sub>2</sub>
Apr. 27	4, 322	21, 895	75 <sup>1</sup> / <sub>2</sub> -75	76 <sup>1</sup> / <sub>2</sub>	74 <sup>1</sup> / <sub>2</sub>	75 <sup>1</sup> / <sub>2</sub> -76	-2, 223	-1 <sup>1</sup> / <sub>2</sub>
Apr. 28	5, 858	18, 903	75 <sup>1</sup> / <sub>2</sub> -75	77 <sup>1</sup> / <sub>2</sub>	75 <sup>1</sup> / <sub>2</sub>	76 <sup>1</sup> / <sub>2</sub> -76	-2, 992	+1
Apr. 29	5, 453	16, 522	77 <sup>1</sup> / <sub>2</sub> -77	78 <sup>3</sup> / <sub>4</sub>	77 <sup>1</sup> / <sub>2</sub>	78 <sup>1</sup> / <sub>2</sub> -78	-3, 571	+1 <sup>1</sup> / <sub>2</sub>
Apr. 30	8, 602	12, 944	78 <sup>1</sup> / <sub>2</sub> -78	80 <sup>1</sup> / <sub>2</sub>	78 <sup>1</sup> / <sub>2</sub>	80 <sup>1</sup> / <sub>2</sub> -78	-3, 578	+2
May 1	2, 891	11, 595	79 <sup>1</sup> / <sub>2</sub> -79	80	78 <sup>1</sup> / <sub>2</sub>	78 <sup>1</sup> / <sub>2</sub> -79	-1, 349	-1 <sup>1</sup> / <sub>2</sub>
May 2	1, 597	10, 708	79 <sup>1</sup> / <sub>2</sub>	79 <sup>1</sup> / <sub>2</sub>	78	78 <sup>1</sup> / <sub>2</sub>	-887	-1 <sup>1</sup> / <sub>2</sub>
May 3	1, 393	10, 133	78 <sup>1</sup> / <sub>2</sub>	78 <sup>1</sup> / <sub>2</sub>	77 <sup>1</sup> / <sub>2</sub>	78 <sup>1</sup> / <sub>2</sub>	-575	-6 <sup>1</sup> / <sub>2</sub>
May 4	1, 388	9, 686	78-77 <sup>1</sup> / <sub>2</sub>	79 <sup>1</sup> / <sub>2</sub>	77 <sup>1</sup> / <sub>2</sub>	79 <sup>1</sup> / <sub>2</sub> -78	-447	+1 <sup>1</sup> / <sub>2</sub>
May 5	2, 188	7, 626	79 <sup>1</sup> / <sub>2</sub>	81 <sup>1</sup> / <sub>2</sub>	78 <sup>1</sup> / <sub>2</sub>	81 <sup>1</sup> / <sub>2</sub>	-2, 060	+1 <sup>1</sup> / <sub>2</sub>
May 7	1, 751	7, 325	82 <sup>1</sup> / <sub>2</sub> -81 <sup>1</sup> / <sub>2</sub>	85	82 <sup>1</sup> / <sub>2</sub>	84 <sup>1</sup> / <sub>2</sub> -85	-301	+2 <sup>1</sup> / <sub>2</sub>
May 8	1, 304	7, 030	84 <sup>1</sup> / <sub>2</sub> -84	86	83 <sup>3</sup> / <sub>4</sub>	85 <sup>1</sup> / <sub>2</sub>	-295	+1 <sup>1</sup> / <sub>2</sub>
May 9	809	6, 663	85 <sup>1</sup> / <sub>2</sub>	86 <sup>3</sup> / <sub>4</sub>	85	85 <sup>1</sup> / <sub>2</sub>	-307	-1 <sup>1</sup> / <sub>2</sub>
May 10	1, 139	6, 308	85 <sup>1</sup> / <sub>2</sub> -84	90 <sup>3</sup> / <sub>4</sub>	85 <sup>1</sup> / <sub>2</sub>	90 <sup>3</sup> / <sub>4</sub> b	-365	+5
May 11	1, 573	5, 885	91 <sup>1</sup> / <sub>2</sub> -91	93	88 <sup>3</sup> / <sub>4</sub>	88 <sup>3</sup> / <sub>4</sub>	-423	-2
May 12	637	5, 587	87 <sup>1</sup> / <sub>2</sub> -87	89 <sup>1</sup> / <sub>2</sub>	86 <sup>1</sup> / <sub>2</sub>	87 <sup>1</sup> / <sub>2</sub>	-298	-7 <sup>1</sup> / <sub>2</sub>
May 15	489	5, 513	86 <sup>1</sup> / <sub>2</sub>	87 <sup>1</sup> / <sub>2</sub>	85 <sup>3</sup> / <sub>4</sub>	86 <sup>1</sup> / <sub>2</sub> -87	-74	-1 <sup>1</sup> / <sub>2</sub>
May 16	353	5, 260	87 <sup>1</sup> / <sub>2</sub>	88 <sup>3</sup> / <sub>4</sub>	88	88	-263	+1
May 17	922	4, 522	87 <sup>1</sup> / <sub>2</sub>	90 <sup>1</sup> / <sub>2</sub>	86 <sup>1</sup> / <sub>2</sub>	90 <sup>1</sup> / <sub>2</sub>	-728	+2 <sup>1</sup> / <sub>2</sub>
May 18	844	3, 896	90 <sup>1</sup> / <sub>2</sub>	92 <sup>1</sup> / <sub>2</sub>	89 <sup>3</sup> / <sub>4</sub>	91 <sup>1</sup> / <sub>2</sub>	-626	+1 <sup>1</sup> / <sub>2</sub>
May 19	812	3, 390	91	91 <sup>3</sup> / <sub>4</sub>	89 <sup>1</sup> / <sub>2</sub>	90 <sup>1</sup> / <sub>2</sub>	-527	-2 <sup>1</sup> / <sub>2</sub>
May 21	702	3, 165	89 <sup>3</sup> / <sub>4</sub> -89	91	89 <sup>3</sup> / <sub>4</sub>	90 <sup>3</sup> / <sub>4</sub> -89	-204	+1 <sup>1</sup> / <sub>2</sub>
May 22	677	2, 802	90 <sup>3</sup> / <sub>4</sub>	91 <sup>1</sup> / <sub>2</sub>	90 <sup>1</sup> / <sub>2</sub>	90 <sup>1</sup> / <sub>2</sub>	-363	-6 <sup>1</sup> / <sub>2</sub>
May 23	343	2, 583	89 <sup>1</sup> / <sub>2</sub>	91	89 <sup>1</sup> / <sub>2</sub>	89 <sup>1</sup> / <sub>2</sub>	-219	-1 <sup>1</sup> / <sub>2</sub>
May 24	206	2, 457	89 <sup>1</sup> / <sub>2</sub>	91 <sup>1</sup> / <sub>2</sub>	89 <sup>1</sup> / <sub>2</sub>	90 <sup>1</sup> / <sub>2</sub>	-126	+1 <sup>1</sup> / <sub>2</sub>
May 25	252	2, 272	90 <sup>1</sup> / <sub>2</sub>	90 <sup>1</sup> / <sub>2</sub>	89 <sup>1</sup> / <sub>2</sub>	90 <sup>1</sup> / <sub>2</sub>	-185	-----
May 26	748	1, 961	90 <sup>1</sup> / <sub>2</sub>	93 <sup>3</sup> / <sub>4</sub>	90 <sup>1</sup> / <sub>2</sub>	93 <sup>3</sup> / <sub>4</sub> -1 <sup>1</sup> / <sub>2</sub>	-311	+3 <sup>1</sup> / <sub>2</sub>
May 28	315	1, 829	93 <sup>3</sup> / <sub>4</sub>	94 <sup>3</sup> / <sub>4</sub>	93 <sup>1</sup> / <sub>2</sub>	93 <sup>1</sup> / <sub>2</sub>	-132	-1 <sup>1</sup> / <sub>2</sub>
May 29	694	1, 557	94 <sup>1</sup> / <sub>2</sub> -95	98 <sup>1</sup> / <sub>2</sub>	94 <sup>1</sup> / <sub>2</sub>	98 <sup>1</sup> / <sub>2</sub> b	-272	+5
May 31	1, 483	817	98-97 <sup>1</sup> / <sub>2</sub>	98 <sup>3</sup> / <sub>4</sub>	97 <sup>1</sup> / <sub>2</sub>	98 <sup>1</sup> / <sub>2</sub> -98	-740	-1 <sup>1</sup> / <sub>2</sub>
	739	-----	97 <sup>1</sup> / <sub>2</sub>	103 <sup>1</sup> / <sub>2</sub>	97 <sup>1</sup> / <sub>2</sub>	103 <sup>1</sup> / <sub>2</sub> b	-817	+5

TABLE 31.—Daily volume of trading, open commitments, opening, high, low, and closing prices per bushel of May wheat futures on the Chicago Board of Trade, Jan. 3, 1933, to Dec. 31, 1935—Continued

1935 MAY FUTURE

Date	Volume of trading	Open commitments	Opening price	Range in price		Closing price	Net change from previous day	
				High	Low		Open commitments	Closing price
	1,000 bushels	1,000 bushels	Cents	Cents 105	Cents 105	Cents	1,000 bushels +5	Cents
July 19, 1934	5	5						
July 20		5						
July 21		5						
July 23	100	105		106 <sup>5</sup> / <sub>8</sub>	106 <sup>5</sup> / <sub>8</sub>		+100	
July 24	320	405		103 <sup>3</sup> / <sub>4</sub>	101 <sup>1</sup> / <sub>2</sub>		+800	
July 25	990	1,275	101 <sup>1</sup> / <sub>2</sub>	103 <sup>3</sup> / <sub>4</sub>	101 <sup>1</sup> / <sub>2</sub>		+870	
July 26	1,557	2,126	103 <sup>1</sup> / <sub>2</sub>	104 <sup>5</sup> / <sub>8</sub>	101	101 <sup>5</sup> / <sub>8</sub> - <sup>1</sup> / <sub>2</sub>		+851
July 27	2,027	3,487	103 <sup>1</sup> / <sub>4</sub> - <sup>1</sup> / <sub>2</sub>	103 <sup>1</sup> / <sub>2</sub>	102	102 <sup>5</sup> / <sub>8</sub>	+1,361	+ <sup>1</sup> / <sub>2</sub>
July 28	2,146	4,729	103 <sup>1</sup> / <sub>4</sub> - <sup>1</sup> / <sub>2</sub>	105 <sup>1</sup> / <sub>2</sub>	103 <sup>1</sup> / <sub>2</sub>	105 <sup>1</sup> / <sub>8</sub>	+1,242	+2 <sup>3</sup> / <sub>4</sub>
July 30	3,285	6,070	105 <sup>1</sup> / <sub>2</sub> - <sup>3</sup> / <sub>4</sub>	106 <sup>3</sup> / <sub>4</sub>	104 <sup>5</sup> / <sub>8</sub>	106 <sup>3</sup> / <sub>4</sub> - <sup>1</sup> / <sub>2</sub>	+1,341	+1 <sup>3</sup> / <sub>4</sub>
July 31	3,278	7,590	105 <sup>1</sup> / <sub>2</sub> -106	106	104 <sup>3</sup> / <sub>4</sub>	104 <sup>1</sup> / <sub>2</sub> - <sup>3</sup> / <sub>4</sub>	+1,520	-1 <sup>3</sup> / <sub>4</sub>
Aug. 1	4,779	9,799	105 <sup>3</sup> / <sub>4</sub>	107 <sup>7</sup> / <sub>8</sub>	105 <sup>3</sup> / <sub>4</sub>	107 <sup>1</sup> / <sub>4</sub>	+2,209	+2 <sup>3</sup> / <sub>4</sub>
Aug. 2	5,660	12,257	107 <sup>1</sup> / <sub>2</sub>	108 <sup>3</sup> / <sub>4</sub>	106 <sup>5</sup> / <sub>8</sub>	107 <sup>1</sup> / <sub>4</sub> - <sup>3</sup> / <sub>8</sub>	+2,458	
Aug. 3	8,998	13,698	107 <sup>3</sup> / <sub>4</sub> - <sup>1</sup> / <sub>2</sub>	107 <sup>7</sup> / <sub>8</sub>	106 <sup>3</sup> / <sub>4</sub>	107 <sup>1</sup> / <sub>4</sub> -107	+1,441	- <sup>1</sup> / <sub>4</sub>
Aug. 4	4,704	15,028	108-108 <sup>3</sup> / <sub>4</sub>	109 <sup>1</sup> / <sub>2</sub>	107 <sup>3</sup> / <sub>4</sub>	109 <sup>1</sup> / <sub>4</sub> -108 <sup>3</sup> / <sub>8</sub>	+2,230	
Aug. 6	9,413	19,162	109-109 <sup>1</sup> / <sub>2</sub>	113 <sup>1</sup> / <sub>2</sub>	108 <sup>3</sup> / <sub>4</sub>	112 <sup>1</sup> / <sub>4</sub> -113	+3,234	+4
Aug. 7	11,095	22,387	114-114 <sup>1</sup> / <sub>2</sub>	114 <sup>1</sup> / <sub>2</sub>	111 <sup>5</sup> / <sub>8</sub>	113 <sup>3</sup> / <sub>4</sub> - <sup>5</sup> / <sub>8</sub>	+3,225	+ <sup>1</sup> / <sub>4</sub>
Aug. 8	10,073	24,931	113 <sup>3</sup> / <sub>4</sub> - <sup>1</sup> / <sub>2</sub>	115 <sup>1</sup> / <sub>2</sub>	112 <sup>1</sup> / <sub>2</sub>	114 <sup>5</sup> / <sub>8</sub> - <sup>3</sup> / <sub>8</sub>	+2,644	+1
Aug. 9	13,914	27,833	115	116 <sup>3</sup> / <sub>8</sub>	113 <sup>3</sup> / <sub>8</sub>	118 <sup>1</sup> / <sub>4</sub> - <sup>3</sup> / <sub>8</sub>	+2,802	+1 <sup>1</sup> / <sub>2</sub>
Aug. 10	10,111	28,929	115 <sup>1</sup> / <sub>2</sub> - <sup>5</sup> / <sub>8</sub>	117	114 <sup>1</sup> / <sub>2</sub>	115 <sup>1</sup> / <sub>2</sub> -115	+1,096	- <sup>1</sup> / <sub>4</sub>
Aug. 11	11,596	30,393	111-110	113 <sup>1</sup> / <sub>2</sub>	110	110a	+1,404	-5
Aug. 13	13,348	32,059	108-109 <sup>1</sup> / <sub>2</sub>	111 <sup>1</sup> / <sub>8</sub>	108	110 <sup>1</sup> / <sub>4</sub> - <sup>1</sup> / <sub>8</sub>	+1,666	+ <sup>1</sup> / <sub>4</sub>
Aug. 14	9,857	33,254	110 <sup>3</sup> / <sub>4</sub> - <sup>3</sup> / <sub>4</sub>	111 <sup>1</sup> / <sub>4</sub>	107 <sup>7</sup> / <sub>8</sub>	108 <sup>1</sup> / <sub>4</sub> -108	+1,195	-2 <sup>1</sup> / <sub>4</sub>
Aug. 15	16,611	34,842	107 <sup>1</sup> / <sub>2</sub> -108 <sup>3</sup> / <sub>4</sub>	107 <sup>5</sup> / <sub>8</sub>	105 <sup>1</sup> / <sub>2</sub>	108 <sup>1</sup> / <sub>2</sub> - <sup>3</sup> / <sub>8</sub>	+1,588	-1 <sup>1</sup> / <sub>2</sub>
Aug. 16	10,960	35,932	108 <sup>1</sup> / <sub>2</sub> -109	109	106	106 <sup>3</sup> / <sub>4</sub> - <sup>1</sup> / <sub>2</sub>	+1,090	
Aug. 17	10,082	36,952	106-105 <sup>3</sup> / <sub>4</sub>	106 <sup>5</sup> / <sub>8</sub>	104 <sup>1</sup> / <sub>2</sub>	105 <sup>3</sup> / <sub>4</sub> - <sup>1</sup> / <sub>2</sub>	+1,020	-1
Aug. 18	5,687	37,757	105 <sup>1</sup> / <sub>2</sub>	107 <sup>1</sup> / <sub>4</sub>	105 <sup>3</sup> / <sub>4</sub>	106 <sup>3</sup> / <sub>4</sub> - <sup>1</sup> / <sub>4</sub>	+805	+ <sup>1</sup> / <sub>4</sub>
Aug. 20	6,148	38,673	106 <sup>3</sup> / <sub>4</sub> -107	107 <sup>3</sup> / <sub>4</sub>	106 <sup>1</sup> / <sub>2</sub>	106 <sup>3</sup> / <sub>4</sub> - <sup>3</sup> / <sub>4</sub>	+916	+ <sup>1</sup> / <sub>2</sub>
Aug. 21	6,761	39,782	107 <sup>3</sup> / <sub>4</sub> - <sup>1</sup> / <sub>2</sub>	108 <sup>1</sup> / <sub>4</sub>	107 <sup>3</sup> / <sub>8</sub>	107 <sup>3</sup> / <sub>4</sub> - <sup>1</sup> / <sub>8</sub>	+1,109	+1
Aug. 22	6,693	41,001	108-108 <sup>1</sup> / <sub>2</sub>	108 <sup>1</sup> / <sub>2</sub>	107	107 <sup>1</sup> / <sub>4</sub> - <sup>1</sup> / <sub>4</sub>	+1,219	- <sup>1</sup> / <sub>2</sub>
Aug. 23	6,635	42,152	107-106 <sup>3</sup> / <sub>4</sub>	107 <sup>1</sup> / <sub>2</sub>	105 <sup>3</sup> / <sub>4</sub>	106-106 <sup>1</sup> / <sub>8</sub>	+1,151	-1 <sup>1</sup> / <sub>4</sub>
Aug. 24	6,472	43,511	106 <sup>1</sup> / <sub>4</sub> -106	106 <sup>3</sup> / <sub>8</sub>	105 <sup>5</sup> / <sub>8</sub>	106 <sup>3</sup> / <sub>4</sub> - <sup>1</sup> / <sub>8</sub>	+1,359	+ <sup>1</sup> / <sub>4</sub>
Aug. 25	5,107	44,911	106 <sup>1</sup> / <sub>2</sub> - <sup>5</sup> / <sub>8</sub>	107 <sup>1</sup> / <sub>2</sub>	106 <sup>3</sup> / <sub>8</sub>	106 <sup>5</sup> / <sub>8</sub> - <sup>1</sup> / <sub>2</sub>	+1,400	+ <sup>1</sup> / <sub>4</sub>
Aug. 27	6,769	45,629	106 <sup>1</sup> / <sub>2</sub> - <sup>3</sup> / <sub>8</sub>	108 <sup>1</sup> / <sub>2</sub>	104 <sup>3</sup> / <sub>8</sub>	105 <sup>1</sup> / <sub>4</sub> -105	+718	-1 <sup>1</sup> / <sub>2</sub>
Aug. 28	6,979	46,818	104 <sup>1</sup> / <sub>2</sub> - <sup>1</sup> / <sub>8</sub>	104 <sup>3</sup> / <sub>8</sub>	104	104 <sup>1</sup> / <sub>4</sub> - <sup>5</sup> / <sub>8</sub>	+1,189	- <sup>1</sup> / <sub>2</sub>
Aug. 29	6,057	47,767	104 <sup>1</sup> / <sub>2</sub> -105	104 <sup>1</sup> / <sub>2</sub>	104 <sup>3</sup> / <sub>8</sub>	105 <sup>1</sup> / <sub>4</sub> - <sup>3</sup> / <sub>8</sub>	+049	+049
Aug. 30	4,488	48,503	105 <sup>1</sup> / <sub>4</sub> - <sup>1</sup> / <sub>8</sub>	105 <sup>1</sup> / <sub>2</sub>	104 <sup>1</sup> / <sub>2</sub>	105 <sup>1</sup> / <sub>4</sub> -105	+736	- <sup>1</sup> / <sub>2</sub>
Aug. 31	4,852	49,162	105 <sup>1</sup> / <sub>2</sub>	106	104 <sup>3</sup> / <sub>4</sub>	105-104 <sup>3</sup> / <sub>4</sub>	+659	- <sup>1</sup> / <sub>2</sub>
Sept. 1	3,011	50,254	105	105 <sup>1</sup> / <sub>2</sub>	104 <sup>5</sup> / <sub>8</sub>	104 <sup>1</sup> / <sub>4</sub> -105	+1,092	
Sept. 4	5,507	51,325	104-103 <sup>1</sup> / <sub>2</sub>	105	103 <sup>1</sup> / <sub>2</sub>	104 <sup>1</sup> / <sub>2</sub> - <sup>3</sup> / <sub>4</sub>	+1,071	
Sept. 5	10,544	53,631	105-105 <sup>1</sup> / <sub>8</sub>	107 <sup>1</sup> / <sub>4</sub>	104 <sup>3</sup> / <sub>4</sub>	107-107 <sup>1</sup> / <sub>8</sub>	+2,306	+2 <sup>1</sup> / <sub>2</sub>
Sept. 6	11,088	55,182	107 <sup>3</sup> / <sub>4</sub> - <sup>1</sup> / <sub>2</sub>	108 <sup>3</sup> / <sub>8</sub>	107 <sup>3</sup> / <sub>8</sub>	107 <sup>1</sup> / <sub>2</sub> - <sup>3</sup> / <sub>8</sub>	+1,551	+ <sup>1</sup> / <sub>2</sub>
Sept. 7	12,961	57,452	107 <sup>1</sup> / <sub>4</sub> - <sup>1</sup> / <sub>8</sub>	108 <sup>3</sup> / <sub>4</sub>	106 <sup>3</sup> / <sub>4</sub>	108 <sup>1</sup> / <sub>2</sub> - <sup>3</sup> / <sub>8</sub>	+2,720	+1
Sept. 8	6,806	58,184	108 <sup>1</sup> / <sub>2</sub> - <sup>1</sup> / <sub>4</sub>	109 <sup>1</sup> / <sub>4</sub>	107 <sup>3</sup> / <sub>4</sub>	108-107 <sup>3</sup> / <sub>8</sub>	+732	
Sept. 10	8,522	59,505	107 <sup>1</sup> / <sub>2</sub> - <sup>3</sup> / <sub>4</sub>	108 <sup>3</sup> / <sub>4</sub>	107 <sup>1</sup> / <sub>2</sub>	107 <sup>5</sup> / <sub>8</sub> - <sup>1</sup> / <sub>2</sub>	+1,321	+ <sup>1</sup> / <sub>2</sub>
Sept. 11	7,950	61,134	107 <sup>1</sup> / <sub>4</sub> - <sup>1</sup> / <sub>8</sub>	108 <sup>5</sup> / <sub>8</sub>	107 <sup>1</sup> / <sub>4</sub>	108 <sup>1</sup> / <sub>4</sub> - <sup>1</sup> / <sub>8</sub>	+1,629	+ <sup>1</sup> / <sub>4</sub>
Sept. 12	9,940	62,644	108 <sup>1</sup> / <sub>2</sub> - <sup>5</sup> / <sub>8</sub>	108 <sup>5</sup> / <sub>8</sub>	106 <sup>3</sup> / <sub>4</sub>	106 <sup>3</sup> / <sub>4</sub> -107	+1,510	-1 <sup>1</sup> / <sub>4</sub>
Sept. 13	9,155	63,268	106 <sup>1</sup> / <sub>2</sub> - <sup>5</sup> / <sub>8</sub>	108 <sup>5</sup> / <sub>8</sub>	105 <sup>7</sup> / <sub>8</sub>	106 <sup>3</sup> / <sub>4</sub> - <sup>1</sup> / <sub>2</sub>	+624	-2 <sup>1</sup> / <sub>4</sub>
Sept. 14	13,569	64,864	107-106 <sup>3</sup> / <sub>4</sub>	107	104 <sup>1</sup> / <sub>4</sub>	104 <sup>1</sup> / <sub>2</sub> - <sup>1</sup> / <sub>2</sub>	+1,596	- <sup>1</sup> / <sub>4</sub>
Sept. 15	7,506	65,124	104 <sup>1</sup> / <sub>2</sub> - <sup>1</sup> / <sub>8</sub>	105 <sup>1</sup> / <sub>4</sub>	104	104 <sup>3</sup> / <sub>4</sub> - <sup>1</sup> / <sub>4</sub>	+260	+1
Sept. 17	8,239	66,584	104 <sup>3</sup> / <sub>8</sub> - <sup>1</sup> / <sub>8</sub>	105 <sup>5</sup> / <sub>8</sub>	104 <sup>1</sup> / <sub>2</sub>	105 <sup>1</sup> / <sub>4</sub> - <sup>1</sup> / <sub>8</sub>	+1,460	+1
Sept. 18	6,712	67,308	105	105 <sup>5</sup> / <sub>8</sub>	104 <sup>1</sup> / <sub>2</sub>	104 <sup>3</sup> / <sub>4</sub> - <sup>1</sup> / <sub>2</sub>	+724	-1 <sup>1</sup> / <sub>4</sub>
Sept. 19	10,843	68,539	104 <sup>1</sup> / <sub>2</sub> -104	104 <sup>1</sup> / <sub>2</sub>	102 <sup>3</sup> / <sub>8</sub>	103 <sup>1</sup> / <sub>4</sub> - <sup>1</sup> / <sub>2</sub>	+1,231	+1 <sup>1</sup> / <sub>4</sub>
Sept. 20	7,500	69,388	104-104 <sup>1</sup> / <sub>4</sub>	104 <sup>3</sup> / <sub>8</sub>	103 <sup>3</sup> / <sub>4</sub>	104 <sup>1</sup> / <sub>4</sub>	+849	+1 <sup>1</sup> / <sub>4</sub>
Sept. 21	6,696	69,682	104-104 <sup>3</sup> / <sub>4</sub>	104 <sup>3</sup> / <sub>8</sub>	103 <sup>1</sup> / <sub>4</sub>	104 <sup>3</sup> / <sub>8</sub> - <sup>1</sup> / <sub>2</sub>	+244	
Sept. 22	3,140	69,952	104 <sup>3</sup> / <sub>4</sub> - <sup>1</sup> / <sub>8</sub>	105 <sup>5</sup> / <sub>8</sub>	104 <sup>3</sup> / <sub>8</sub>	104 <sup>1</sup> / <sub>2</sub> - <sup>3</sup> / <sub>8</sub>	+320	-1
Sept. 24	4,673	70,702	104 <sup>3</sup> / <sub>4</sub> - <sup>3</sup> / <sub>8</sub>	104 <sup>3</sup> / <sub>8</sub>	103 <sup>3</sup> / <sub>8</sub>	103 <sup>3</sup> / <sub>4</sub> - <sup>1</sup> / <sub>2</sub>	+750	+1
Sept. 25	11,924	70,918	102 <sup>5</sup> / <sub>8</sub> - <sup>3</sup> / <sub>8</sub>	104 <sup>1</sup> / <sub>2</sub>	102	104 <sup>3</sup> / <sub>8</sub> - <sup>1</sup> / <sub>2</sub>	+216	- <sup>1</sup> / <sub>4</sub>
Sept. 26	7,019	71,603	104 <sup>1</sup> / <sub>4</sub>	104 <sup>1</sup> / <sub>2</sub>	103 <sup>1</sup> / <sub>2</sub>	103 <sup>3</sup> / <sub>4</sub> - <sup>3</sup> / <sub>8</sub>	+685	+ <sup>1</sup> / <sub>4</sub>
Sept. 27	4,851	71,975	103 <sup>3</sup> / <sub>4</sub> - <sup>1</sup> / <sub>2</sub>	104 <sup>1</sup> / <sub>2</sub>	103 <sup>3</sup> / <sub>8</sub>	104-104 <sup>1</sup> / <sub>4</sub>	+372	+ <sup>1</sup> / <sub>4</sub>
Sept. 28	4,001	72,526	103 <sup>3</sup> / <sub>4</sub> - <sup>1</sup> / <sub>2</sub>	104	103 <sup>3</sup> / <sub>8</sub>	103 <sup>3</sup> / <sub>4</sub> - <sup>1</sup> / <sub>2</sub>	+551	+ <sup>1</sup> / <sub>4</sub>
Sept. 29	5,900	73,000	103-102 <sup>3</sup> / <sub>4</sub>	103 <sup>3</sup> / <sub>8</sub>	102 <sup>1</sup> / <sub>2</sub>	103 <sup>1</sup> / <sub>4</sub> -103	+474	-2 <sup>1</sup> / <sub>4</sub>
Oct. 1	12,855	72,260	102 <sup>1</sup> / <sub>2</sub> - <sup>1</sup> / <sub>2</sub>	102 <sup>3</sup> / <sub>8</sub>	100 <sup>1</sup> / <sub>4</sub>	100 <sup>1</sup> / <sub>4</sub> - <sup>3</sup> / <sub>8</sub>	-740	-1
Oct. 2	17,440	71,495	100-100 <sup>1</sup> / <sub>2</sub>	100 <sup>1</sup> / <sub>8</sub>	98 <sup>3</sup> / <sub>4</sub>	99 <sup>3</sup> / <sub>4</sub> - <sup>1</sup> / <sub>8</sub>	-765	-3 <sup>1</sup> / <sub>4</sub>
Oct. 3	16,369	71,394	99-98 <sup>3</sup> / <sub>4</sub>	99 <sup>1</sup> / <sub>2</sub>	95 <sup>7</sup> / <sub>8</sub>	96 <sup>1</sup> / <sub>2</sub> -95 <sup>7</sup> / <sub>8</sub>	-101	+1 <sup>1</sup> / <sub>4</sub>
Oct. 4	20,538	72,024	96 <sup>1</sup> / <sub>2</sub> -97	97 <sup>1</sup> / <sub>2</sub>	94 <sup>7</sup> / <sub>8</sub>	97 <sup>1</sup> / <sub>2</sub> - <sup>3</sup> / <sub>8</sub>	+630	+ <sup>1</sup> / <sub>4</sub>
Oct. 5	10,497	71,785	97 <sup>3</sup> / <sub>8</sub> -98	98 <sup>1</sup> / <sub>2</sub>	96 <sup>3</sup> / <sub>8</sub>	97 <sup>3</sup> / <sub>8</sub> -98	-239	

<sup>6</sup> Price at which trade was made, but no quotation recorded by the Chicago Board of Trade quotation department.

TABLE 31.—Daily volume of trading, open commitments, opening, opening, high, low, and closing prices per bushel of May wheat futures on the Chicago Board of Trade, Jan. 3, 1933, to Dec. 31, 1935—Continued

1935 MAY FUTURE—Continued

Date	Volume of trading	Open commitments	Opening price	Range in price		Closing price	Net change from previous day	
				High	Low		Open commitments	Closing price
	1,000 bushels	1,000 bushels	Cents	Cents	Cents	Cents	1,000 bushels	Cents
1934								
Oct. 6.....	6, 871	71, 076	98-98 <sup>1</sup> / <sub>4</sub>	98 <sup>1</sup> / <sub>2</sub>	97 <sup>1</sup> / <sub>2</sub>	97 <sup>1</sup> / <sub>2</sub> -9 <sup>5</sup> / <sub>8</sub>	-710	- <sup>1</sup> / <sub>2</sub>
Oct. 8.....	7, 369	71, 041	98-98 <sup>1</sup> / <sub>8</sub>	98 <sup>3</sup> / <sub>8</sub>	96 <sup>3</sup> / <sub>8</sub>	96 <sup>3</sup> / <sub>8</sub> -3 <sup>4</sup> / <sub>8</sub>	-34	- <sup>3</sup> / <sub>4</sub>
Oct. 9.....	8, 031	70, 813	96 <sup>3</sup> / <sub>8</sub> -1 <sup>1</sup> / <sub>2</sub>	97 <sup>1</sup> / <sub>2</sub>	96 <sup>3</sup> / <sub>8</sub>	97 <sup>1</sup> / <sub>2</sub> -1 <sup>1</sup> / <sub>4</sub>	-228	+1 <sup>1</sup> / <sub>2</sub>
Oct. 10.....	14, 390	71, 028	97 <sup>3</sup> / <sub>8</sub> -1 <sup>1</sup> / <sub>2</sub>	99 <sup>1</sup> / <sub>8</sub>	97 <sup>3</sup> / <sub>8</sub>	99 <sup>1</sup> / <sub>8</sub> -7 <sup>7</sup> / <sub>8</sub>	+215	+2 <sup>1</sup> / <sub>2</sub>
Oct. 11.....	19, 089	71, 374	100 <sup>3</sup> / <sub>8</sub> -9 <sup>5</sup> / <sub>8</sub>	102 <sup>3</sup> / <sub>8</sub>	100 <sup>3</sup> / <sub>8</sub>	102 <sup>3</sup> / <sub>8</sub> -3 <sup>3</sup> / <sub>8</sub>	+346	+2 <sup>1</sup> / <sub>2</sub>
Oct. 13.....	8, 542	71, 689	101 <sup>1</sup> / <sub>8</sub> -100	101 <sup>1</sup> / <sub>8</sub>	99 <sup>3</sup> / <sub>8</sub>	100 <sup>3</sup> / <sub>8</sub> -1 <sup>1</sup> / <sub>2</sub>	+315	-1 <sup>1</sup> / <sub>4</sub>
Oct. 15.....	7, 818	72, 284	100 <sup>3</sup> / <sub>8</sub> -7 <sup>7</sup> / <sub>8</sub>	101 <sup>1</sup> / <sub>4</sub>	99 <sup>3</sup> / <sub>8</sub>	99 <sup>3</sup> / <sub>8</sub> -100	+595	-1 <sup>1</sup> / <sub>2</sub>
Oct. 16.....	11, 505	72, 928	99 <sup>3</sup> / <sub>8</sub> -100	102	99 <sup>1</sup> / <sub>2</sub>	101 <sup>1</sup> / <sub>2</sub> -3 <sup>3</sup> / <sub>8</sub>	+644	+1 <sup>1</sup> / <sub>2</sub>
Oct. 17.....	7, 132	73, 622	101 <sup>1</sup> / <sub>4</sub> -3 <sup>3</sup> / <sub>8</sub>	101 <sup>3</sup> / <sub>8</sub>	100 <sup>1</sup> / <sub>4</sub>	100 <sup>1</sup> / <sub>4</sub> -1 <sup>1</sup> / <sub>4</sub>	+604	-1 <sup>1</sup> / <sub>8</sub>
Oct. 18.....	10, 115	74, 512	99 <sup>1</sup> / <sub>4</sub> -3 <sup>3</sup> / <sub>8</sub>	100 <sup>3</sup> / <sub>8</sub>	99 <sup>1</sup> / <sub>8</sub>	100 <sup>1</sup> / <sub>4</sub> -1 <sup>1</sup> / <sub>4</sub>	+890	-1 <sup>1</sup> / <sub>8</sub>
Oct. 19.....	9, 787	74, 679	99 <sup>3</sup> / <sub>8</sub> -5 <sup>5</sup> / <sub>8</sub>	99 <sup>3</sup> / <sub>8</sub>	98 <sup>3</sup> / <sub>8</sub>	99 <sup>3</sup> / <sub>8</sub> -99	+167	-1 <sup>1</sup> / <sub>4</sub>
Oct. 20.....	8, 985	74, 429	98 <sup>1</sup> / <sub>2</sub> -1 <sup>1</sup> / <sub>4</sub>	98 <sup>1</sup> / <sub>2</sub>	97 <sup>1</sup> / <sub>2</sub>	97 <sup>3</sup> / <sub>8</sub> -1 <sup>1</sup> / <sub>2</sub>	-250	-1 <sup>1</sup> / <sub>2</sub>
Oct. 22.....	14, 262	75, 262	98-98 <sup>1</sup> / <sub>8</sub>	99 <sup>1</sup> / <sub>4</sub>	97 <sup>1</sup> / <sub>2</sub>	97 <sup>1</sup> / <sub>2</sub> -1 <sup>1</sup> / <sub>4</sub>	+833	-1 <sup>1</sup> / <sub>4</sub>
Oct. 23.....	13, 914	75, 505	97 <sup>1</sup> / <sub>2</sub> -5 <sup>5</sup> / <sub>8</sub>	98 <sup>3</sup> / <sub>8</sub>	97 <sup>1</sup> / <sub>2</sub>	97 <sup>3</sup> / <sub>8</sub> -7 <sup>7</sup> / <sub>8</sub>	+333	+1 <sup>1</sup> / <sub>4</sub>
Oct. 24.....	12, 358	76, 474	98 <sup>1</sup> / <sub>4</sub> -1 <sup>1</sup> / <sub>4</sub>	98 <sup>3</sup> / <sub>8</sub>	97 <sup>1</sup> / <sub>2</sub>	98 <sup>1</sup> / <sub>4</sub> -1 <sup>1</sup> / <sub>8</sub>	+879	+1 <sup>1</sup> / <sub>2</sub>
Oct. 25.....	17, 303	77, 204	98 <sup>1</sup> / <sub>2</sub> -1 <sup>1</sup> / <sub>4</sub>	98 <sup>1</sup> / <sub>2</sub>	96 <sup>3</sup> / <sub>8</sub>	96 <sup>3</sup> / <sub>8</sub> -1 <sup>1</sup> / <sub>4</sub>	+730	-2
Oct. 26.....	21, 491	77, 809	95 <sup>5</sup> / <sub>8</sub> -5 <sup>5</sup> / <sub>8</sub>	96 <sup>1</sup> / <sub>4</sub>	94 <sup>1</sup> / <sub>2</sub>	96 <sup>1</sup> / <sub>4</sub> -1 <sup>1</sup> / <sub>4</sub>	+805	-----
Oct. 27.....	6, 165	77, 769	96 <sup>1</sup> / <sub>4</sub> -1 <sup>1</sup> / <sub>4</sub>	96 <sup>1</sup> / <sub>2</sub>	95 <sup>5</sup> / <sub>8</sub>	95 <sup>5</sup> / <sub>8</sub> -3 <sup>3</sup> / <sub>8</sub>	-40	-1 <sup>1</sup> / <sub>2</sub>
Oct. 29.....	15, 470	77, 369	96 <sup>1</sup> / <sub>4</sub> -1 <sup>1</sup> / <sub>2</sub>	96 <sup>1</sup> / <sub>4</sub>	95 <sup>5</sup> / <sub>8</sub>	94 <sup>1</sup> / <sub>4</sub> -3 <sup>3</sup> / <sub>8</sub>	-400	-1 <sup>1</sup> / <sub>2</sub>
Oct. 30.....	15, 222	78, 195	95 <sup>5</sup> / <sub>8</sub> -4 <sup>4</sup> / <sub>8</sub>	95 <sup>5</sup> / <sub>8</sub>	93 <sup>3</sup> / <sub>8</sub>	95-95 <sup>1</sup> / <sub>8</sub>	+826	+1 <sup>1</sup> / <sub>2</sub>
Oct. 31.....	14, 425	78, 992	94 <sup>3</sup> / <sub>8</sub>	95 <sup>1</sup> / <sub>4</sub>	93 <sup>1</sup> / <sub>2</sub>	94 <sup>1</sup> / <sub>4</sub> -3 <sup>3</sup> / <sub>8</sub>	+797	-1 <sup>1</sup> / <sub>2</sub>
Nov. 1.....	18, 383	80, 059	95 <sup>1</sup> / <sub>2</sub> -95	96	94 <sup>3</sup> / <sub>8</sub>	96-95 <sup>7</sup> / <sub>8</sub>	+1, 067	+1 <sup>1</sup> / <sub>2</sub>
Nov. 2.....	17, 293	80, 839	96-90 <sup>3</sup> / <sub>8</sub>	97 <sup>1</sup> / <sub>2</sub>	95 <sup>1</sup> / <sub>2</sub>	97-96 <sup>1</sup> / <sub>8</sub>	+780	+1
Nov. 3.....	8, 263	81, 293	96 <sup>1</sup> / <sub>4</sub> -97 <sup>1</sup> / <sub>8</sub>	97 <sup>3</sup> / <sub>8</sub>	96 <sup>1</sup> / <sub>4</sub>	96 <sup>3</sup> / <sub>8</sub> -1 <sup>1</sup> / <sub>4</sub>	+454	-3 <sup>3</sup> / <sub>8</sub>
Nov. 5.....	12, 130	82, 483	96 <sup>3</sup> / <sub>8</sub> -1 <sup>1</sup> / <sub>2</sub>	97	96	96 <sup>3</sup> / <sub>8</sub> -97	+1, 190	+3 <sup>3</sup> / <sub>8</sub>
Nov. 7.....	24, 185	83, 017	97 <sup>3</sup> / <sub>8</sub> -1 <sup>1</sup> / <sub>2</sub>	100	96 <sup>1</sup> / <sub>4</sub>	99 <sup>3</sup> / <sub>8</sub> -100	+534	+3
Nov. 8.....	19, 196	83, 670	100 <sup>1</sup> / <sub>4</sub> -99 <sup>3</sup> / <sub>8</sub>	100 <sup>3</sup> / <sub>8</sub>	98 <sup>1</sup> / <sub>2</sub>	98 <sup>3</sup> / <sub>8</sub> -5 <sup>5</sup> / <sub>8</sub>	+653	-1 <sup>1</sup> / <sub>4</sub>
Nov. 9.....	13, 308	84, 388	99-99 <sup>1</sup> / <sub>4</sub>	99 <sup>3</sup> / <sub>8</sub>	98 <sup>3</sup> / <sub>8</sub>	99 <sup>1</sup> / <sub>4</sub> -1 <sup>1</sup> / <sub>4</sub>	+718	+1 <sup>1</sup> / <sub>2</sub>
Nov. 10.....	6, 719	84, 065	99 <sup>3</sup> / <sub>8</sub> -1 <sup>1</sup> / <sub>4</sub>	99 <sup>3</sup> / <sub>8</sub>	99 <sup>1</sup> / <sub>8</sub>	99 <sup>1</sup> / <sub>8</sub> -1 <sup>1</sup> / <sub>4</sub>	+277	-----
Nov. 13.....	12, 819	85, 720	99-98 <sup>1</sup> / <sub>4</sub>	99 <sup>3</sup> / <sub>8</sub>	98 <sup>1</sup> / <sub>4</sub>	99 <sup>1</sup> / <sub>8</sub> -3 <sup>3</sup> / <sub>8</sub>	+1, 055	+1 <sup>1</sup> / <sub>4</sub>
Nov. 14.....	12, 802	86, 163	99 <sup>3</sup> / <sub>8</sub> -1 <sup>1</sup> / <sub>4</sub>	99 <sup>3</sup> / <sub>8</sub>	98 <sup>1</sup> / <sub>2</sub>	99-99 <sup>1</sup> / <sub>4</sub>	+443	-1 <sup>1</sup> / <sub>2</sub>
Nov. 15.....	21, 353	88, 240	98 <sup>1</sup> / <sub>4</sub> -3 <sup>3</sup> / <sub>8</sub>	101	98 <sup>1</sup> / <sub>2</sub>	100 <sup>1</sup> / <sub>2</sub> -3 <sup>3</sup> / <sub>8</sub>	+2, 077	+1 <sup>1</sup> / <sub>2</sub>
Nov. 16.....	15, 885	88, 596	99 <sup>1</sup> / <sub>4</sub> -7 <sup>7</sup> / <sub>8</sub>	100 <sup>1</sup> / <sub>2</sub>	99 <sup>1</sup> / <sub>4</sub>	99 <sup>1</sup> / <sub>4</sub> -1 <sup>1</sup> / <sub>2</sub>	+356	-----
Nov. 17.....	8, 341	89, 288	99 <sup>1</sup> / <sub>4</sub> -1 <sup>1</sup> / <sub>8</sub>	99 <sup>1</sup> / <sub>2</sub>	99	99 <sup>1</sup> / <sub>4</sub> -5 <sup>5</sup> / <sub>8</sub>	+692	-----
Nov. 19.....	9, 782	89, 752	99 <sup>1</sup> / <sub>4</sub> -5 <sup>5</sup> / <sub>8</sub>	100 <sup>3</sup> / <sub>8</sub>	99 <sup>3</sup> / <sub>8</sub>	99 <sup>3</sup> / <sub>8</sub> -7 <sup>7</sup> / <sub>8</sub>	+464	+1 <sup>1</sup> / <sub>4</sub>
Nov. 20.....	16, 302	89, 477	99 <sup>1</sup> / <sub>4</sub> -1 <sup>1</sup> / <sub>2</sub>	99 <sup>3</sup> / <sub>8</sub>	97 <sup>5</sup> / <sub>8</sub>	97 <sup>1</sup> / <sub>2</sub> -98	-275	-1 <sup>1</sup> / <sub>4</sub>
Nov. 21.....	16, 399	91, 264	97 <sup>3</sup> / <sub>8</sub> -3 <sup>3</sup> / <sub>8</sub>	98 <sup>1</sup> / <sub>2</sub>	96 <sup>3</sup> / <sub>8</sub>	97 <sup>1</sup> / <sub>2</sub> -3 <sup>3</sup> / <sub>8</sub>	+1, 787	-1 <sup>1</sup> / <sub>4</sub>
Nov. 22.....	10, 105	91, 338	98 <sup>1</sup> / <sub>4</sub> -1 <sup>1</sup> / <sub>2</sub>	98 <sup>3</sup> / <sub>8</sub>	97 <sup>3</sup> / <sub>8</sub>	97 <sup>1</sup> / <sub>2</sub> -3 <sup>3</sup> / <sub>8</sub>	+74	-1 <sup>1</sup> / <sub>4</sub>
Nov. 23.....	14, 073	92, 864	97 <sup>1</sup> / <sub>2</sub>	97 <sup>3</sup> / <sub>8</sub>	96 <sup>3</sup> / <sub>8</sub>	97 <sup>1</sup> / <sub>2</sub> -3 <sup>3</sup> / <sub>8</sub>	+1, 526	-----
Nov. 24.....	7, 628	92, 604	98 <sup>1</sup> / <sub>2</sub> -3 <sup>3</sup> / <sub>8</sub>	98 <sup>1</sup> / <sub>2</sub>	98 <sup>1</sup> / <sub>4</sub>	98 <sup>3</sup> / <sub>8</sub> -6 <sup>6</sup> / <sub>8</sub>	-200	+1 <sup>1</sup> / <sub>4</sub>
Nov. 26.....	13, 186	92, 355	99-98 <sup>3</sup> / <sub>8</sub>	99	97 <sup>1</sup> / <sub>2</sub>	97 <sup>1</sup> / <sub>2</sub> -1 <sup>1</sup> / <sub>2</sub>	-309	-1 <sup>1</sup> / <sub>4</sub>
Nov. 27.....	15, 177	93, 690	97 <sup>3</sup> / <sub>8</sub> -4 <sup>4</sup> / <sub>8</sub>	98 <sup>1</sup> / <sub>2</sub>	97 <sup>5</sup> / <sub>8</sub>	98 <sup>3</sup> / <sub>8</sub> -7 <sup>7</sup> / <sub>8</sub>	+1, 335	+1 <sup>1</sup> / <sub>4</sub>
Nov. 28.....	21, 384	96, 103	99 <sup>1</sup> / <sub>4</sub> -3 <sup>3</sup> / <sub>8</sub>	100 <sup>1</sup> / <sub>4</sub>	99 <sup>1</sup> / <sub>8</sub>	99 <sup>1</sup> / <sub>8</sub> -3 <sup>3</sup> / <sub>8</sub>	+2, 413	+3 <sup>3</sup> / <sub>8</sub>
Nov. 30.....	20, 605	99, 183	99-98 <sup>3</sup> / <sub>8</sub>	99 <sup>1</sup> / <sub>4</sub>	97 <sup>3</sup> / <sub>8</sub>	98 <sup>3</sup> / <sub>8</sub> -1 <sup>1</sup> / <sub>2</sub>	+3, 080	-1
Dec. 1.....	12, 185	100, 054	99 <sup>1</sup> / <sub>4</sub> -99	99 <sup>1</sup> / <sub>2</sub>	99	99 <sup>1</sup> / <sub>4</sub> -3 <sup>3</sup> / <sub>8</sub>	+871	+1 <sup>1</sup> / <sub>4</sub>
Dec. 3.....	18, 984	101, 528	100-100 <sup>1</sup> / <sub>4</sub>	100 <sup>3</sup> / <sub>8</sub>	99 <sup>3</sup> / <sub>8</sub>	99 <sup>1</sup> / <sub>2</sub>	+1, 474	-1 <sup>1</sup> / <sub>4</sub>
Dec. 4.....	14, 774	102, 781	99 <sup>1</sup> / <sub>4</sub> -3 <sup>3</sup> / <sub>8</sub>	100 <sup>3</sup> / <sub>8</sub>	98 <sup>3</sup> / <sub>8</sub>	100 <sup>1</sup> / <sub>4</sub> -5 <sup>5</sup> / <sub>8</sub>	+1, 253	+3 <sup>3</sup> / <sub>8</sub>
Dec. 5.....	42, 891	103, 978	100 <sup>1</sup> / <sub>2</sub> 101 <sup>1</sup> / <sub>8</sub>	105	100 <sup>3</sup> / <sub>8</sub>	103 <sup>3</sup> / <sub>8</sub> -104	+1, 197	+3 <sup>3</sup> / <sub>8</sub>
Dec. 6.....	24, 251	105, 698	103 <sup>3</sup> / <sub>8</sub> -3 <sup>3</sup> / <sub>8</sub>	104 <sup>1</sup> / <sub>4</sub>	103 <sup>3</sup> / <sub>8</sub>	103 <sup>3</sup> / <sub>8</sub> -3 <sup>3</sup> / <sub>8</sub>	+1, 720	-1 <sup>1</sup> / <sub>2</sub>
Dec. 7.....	38, 378	103, 796	104-104 <sup>3</sup> / <sub>8</sub>	105 <sup>1</sup> / <sub>4</sub>	102 <sup>3</sup> / <sub>8</sub>	103 <sup>3</sup> / <sub>8</sub> -1 <sup>1</sup> / <sub>2</sub>	-1, 902	-----
Dec. 8.....	12, 293	104, 000	103 <sup>3</sup> / <sub>8</sub> -104	104	102 <sup>3</sup> / <sub>8</sub>	103 <sup>3</sup> / <sub>8</sub> -103	+204	-1 <sup>1</sup> / <sub>2</sub>
Dec. 10.....	17, 860	104, 288	102 <sup>3</sup> / <sub>8</sub> -3 <sup>3</sup> / <sub>8</sub>	103	101 <sup>3</sup> / <sub>8</sub>	102 <sup>3</sup> / <sub>8</sub> -3 <sup>3</sup> / <sub>8</sub>	+288	-1 <sup>1</sup> / <sub>4</sub>
Dec. 11.....	10, 309	104, 399	102 <sup>3</sup> / <sub>8</sub> -1 <sup>1</sup> / <sub>4</sub>	102 <sup>3</sup> / <sub>2</sub>	101 <sup>3</sup> / <sub>8</sub>	102-101 <sup>3</sup> / <sub>8</sub>	+111	-3 <sup>3</sup> / <sub>8</sub>
Dec. 12.....	12, 255	104, 163	101 <sup>1</sup> / <sub>2</sub>	101 <sup>3</sup> / <sub>2</sub>	100 <sup>3</sup> / <sub>8</sub>	100 <sup>3</sup> / <sub>8</sub> -3 <sup>3</sup> / <sub>8</sub>	-236	-1 <sup>1</sup> / <sub>4</sub>
Dec. 13.....	10, 740	104, 292	101 <sup>1</sup> / <sub>4</sub> -3 <sup>3</sup> / <sub>8</sub>	101 <sup>1</sup> / <sub>2</sub>	100 <sup>3</sup> / <sub>8</sub>	101-100 <sup>3</sup> / <sub>8</sub>	+129	+1 <sup>1</sup> / <sub>8</sub>
Dec. 14.....	9, 121	104, 842	101-101 <sup>1</sup> / <sub>4</sub>	102	100 <sup>1</sup> / <sub>2</sub>	101 <sup>1</sup> / <sub>2</sub> -102	+550	+1 <sup>1</sup> / <sub>2</sub>
Dec. 15.....	7, 080	104, 525	101 <sup>1</sup> / <sub>8</sub> -7 <sup>7</sup> / <sub>8</sub>	102 <sup>3</sup> / <sub>8</sub>	100 <sup>3</sup> / <sub>8</sub>	101-100 <sup>7</sup> / <sub>8</sub>	-317	-1
Dec. 17.....	18, 330	104, 041	100 <sup>1</sup> / <sub>2</sub> -1 <sup>1</sup> / <sub>2</sub>	100 <sup>1</sup> / <sub>2</sub>	99	99 <sup>1</sup> / <sub>4</sub> -99	-484	-2
Dec. 18.....	14, 580	103, 082	99 <sup>3</sup> / <sub>8</sub> -7 <sup>7</sup> / <sub>8</sub>	100	98 <sup>3</sup> / <sub>8</sub>	99 <sup>3</sup> / <sub>8</sub> -1 <sup>1</sup> / <sub>2</sub>	-950	+1 <sup>1</sup> / <sub>4</sub>
Dec. 20.....	12, 414	103, 388	99 <sup>3</sup> / <sub>8</sub>	99 <sup>3</sup> / <sub>8</sub>	98 <sup>1</sup> / <sub>4</sub>	98 <sup>3</sup> / <sub>8</sub> -1 <sup>1</sup> / <sub>4</sub>	+306	-1 <sup>1</sup> / <sub>4</sub>
Dec. 21.....	9, 820	102, 944	98 <sup>3</sup> / <sub>8</sub> -1 <sup>1</sup> / <sub>8</sub>	98 <sup>3</sup> / <sub>8</sub>	97 <sup>5</sup> / <sub>8</sub>	98 <sup>1</sup> / <sub>4</sub> -1 <sup>1</sup> / <sub>4</sub>	-444	-----
Dec. 22.....	13, 907	102, 801	97 <sup>1</sup> / <sub>2</sub> -1 <sup>1</sup> / <sub>8</sub>	98 <sup>3</sup> / <sub>8</sub>	97 <sup>1</sup> / <sub>2</sub>	98 <sup>1</sup> / <sub>2</sub> -5 <sup>5</sup> / <sub>8</sub>	-143	+1 <sup>1</sup> / <sub>4</sub>
Dec. 24.....	7, 640	101, 814	98 <sup>3</sup> / <sub>8</sub> -7 <sup>7</sup> / <sub>8</sub>	99 <sup>3</sup> / <sub>8</sub>	98 <sup>3</sup> / <sub>8</sub>	99 <sup>1</sup> / <sub>4</sub> -99	-987	+1 <sup>1</sup> / <sub>2</sub>
Dec. 26.....	4, 692	101, 343	99 <sup>1</sup> / <sub>4</sub> -1 <sup>1</sup> / <sub>4</sub>	99 <sup>1</sup> / <sub>2</sub>	98 <sup>3</sup> / <sub>8</sub>	99 <sup>1</sup> / <sub>4</sub> -3 <sup>3</sup> / <sub>8</sub>	-471	+1 <sup>1</sup> / <sub>4</sub>
Dec. 27.....	6, 501	101, 425	99 <sup>3</sup> / <sub>8</sub> -3 <sup>3</sup> / <sub>8</sub>	100 <sup>1</sup> / <sub>4</sub>	99 <sup>3</sup> / <sub>8</sub>	99 <sup>3</sup> / <sub>8</sub> -7 <sup>7</sup> / <sub>8</sub>	+82	+1 <sup>1</sup> / <sub>2</sub>
Dec. 28.....	5, 729	101, 208	99 <sup>3</sup> / <sub>8</sub> -1 <sup>1</sup> / <sub>2</sub>	99 <sup>3</sup> / <sub>8</sub>	99 <sup>1</sup> / <sub>8</sub>	99 <sup>1</sup> / <sub>8</sub> -8 <sup>8</sup> / <sub>8</sub>	-217	-1 <sup>1</sup> / <sub>2</sub>
Dec. 29.....	9, 585	100, 437	99 <sup>1</sup> / <sub>4</sub> -1 <sup>1</sup> / <sub>8</sub>	100 <sup>1</sup> / <sub>4</sub>	98 <sup>3</sup> / <sub>8</sub>	100 <sup>1</sup> / <sub>4</sub> -1 <sup>1</sup> / <sub>4</sub>	-771	+1
Dec. 30.....	7, 305	99, 726	100 <sup>3</sup> / <sub>8</sub> -1 <sup>1</sup> / <sub>2</sub>	100 <sup>1</sup> / <sub>2</sub>	99 <sup>3</sup> / <sub>8</sub>	99 <sup>3</sup> / <sub>8</sub> -3 <sup>3</sup> / <sub>8</sub>	-711	-1 <sup>1</sup> / <sub>4</sub>
Dec. 31.....	7, 881	99, 327	99 <sup>3</sup> / <sub>8</sub> -5 <sup>5</sup> / <sub>8</sub>	100	99 <sup>1</sup> / <sub>8</sub>	99 <sup>3</sup> / <sub>8</sub> -1 <sup>1</sup> / <sub>2</sub>	-390	-1 <sup>1</sup> / <sub>4</sub>

TABLE 31.—Daily volume of trading, open commitments, opening, high, low, and closing prices per bushel of May wheat futures on the Chicago Board of Trade, Jan. 5, 1933, to Dec. 31, 1935—Continued

1935 MAY FUTURE—Continued

Date	Volume of trading	Open commitments	Opening price	Range in price		Closing price	Net change from previous day	
				High	Low		Open commitments	Closing price
1935	1,000 bushels	1,000 bushels	Cents	Cents	Cents	1,000 bushels	Cents	
Jan. 2	8,419	98,533	99 <sup>3</sup> / <sub>8</sub> - <sup>3</sup> / <sub>4</sub>	99 <sup>3</sup> / <sub>8</sub>	98 <sup>1</sup> / <sub>2</sub>	98 <sup>3</sup> / <sub>8</sub> - <sup>1</sup> / <sub>2</sub>	-794	-1
Jan. 3	10,276	97,755	99 <sup>3</sup> / <sub>8</sub> - <sup>3</sup> / <sub>4</sub>	100 <sup>1</sup> / <sub>8</sub>	98 <sup>3</sup> / <sub>8</sub>	99 <sup>3</sup> / <sub>8</sub> - <sup>1</sup> / <sub>2</sub>	-778	+1
Jan. 4	9,689	97,565	99 <sup>7</sup> / <sub>8</sub> -100	100 <sup>1</sup> / <sub>4</sub>	99	99 <sup>3</sup> / <sub>8</sub> - <sup>3</sup> / <sub>4</sub>	-190	+ <sup>1</sup> / <sub>2</sub>
Jan. 5	10,475	97,071	99 <sup>1</sup> / <sub>2</sub> - <sup>3</sup> / <sub>8</sub>	100 <sup>3</sup> / <sub>4</sub>	99 <sup>1</sup> / <sub>4</sub>	100 <sup>3</sup> / <sub>8</sub> - <sup>3</sup> / <sub>4</sub>	-494	+1
Jan. 7	16,194	96,418	100 <sup>1</sup> / <sub>2</sub> - <sup>5</sup> / <sub>8</sub>	100 <sup>3</sup> / <sub>4</sub>	100 <sup>1</sup> / <sub>2</sub>	101 <sup>1</sup> / <sub>2</sub> - <sup>3</sup> / <sub>4</sub>	-653	+1
Jan. 8	14,008	94,721	101 <sup>5</sup> / <sub>8</sub> - <sup>1</sup> / <sub>2</sub>	101 <sup>7</sup> / <sub>8</sub>	100 <sup>3</sup> / <sub>4</sub>	100 <sup>3</sup> / <sub>4</sub> - <sup>5</sup> / <sub>8</sub>	-1,097	-1
Jan. 9	12,080	93,933	101 <sup>1</sup> / <sub>2</sub> - <sup>1</sup> / <sub>2</sub>	102 <sup>1</sup> / <sub>8</sub>	101	101-101 <sup>1</sup> / <sub>2</sub>	-788	- <sup>1</sup> / <sub>2</sub>
Jan. 10	8,356	93,426	101 <sup>1</sup> / <sub>2</sub> - <sup>3</sup> / <sub>8</sub>	102	100 <sup>7</sup> / <sub>8</sub>	101 <sup>3</sup> / <sub>8</sub> - <sup>1</sup> / <sub>2</sub>	-507	+ <sup>1</sup> / <sub>2</sub>
Jan. 11	16,744	91,695	101 <sup>1</sup> / <sub>4</sub> -101	101 <sup>1</sup> / <sub>4</sub>	99 <sup>1</sup> / <sub>4</sub>	99 <sup>1</sup> / <sub>4</sub> - <sup>3</sup> / <sub>8</sub>	-1,731	-2 <sup>1</sup> / <sub>2</sub>
Jan. 12	10,470	90,905	98 <sup>7</sup> / <sub>8</sub> - <sup>3</sup> / <sub>4</sub>	99 <sup>1</sup> / <sub>2</sub>	98 <sup>3</sup> / <sub>4</sub>	99 <sup>1</sup> / <sub>4</sub> - <sup>3</sup> / <sub>8</sub>	-890	-1
Jan. 14	13,972	89,062	99 <sup>1</sup> / <sub>2</sub> - <sup>1</sup> / <sub>4</sub>	99 <sup>1</sup> / <sub>4</sub>	97 <sup>3</sup> / <sub>4</sub>	98 <sup>1</sup> / <sub>4</sub> -08	-843	-1
Jan. 15	28,509	88,890	98-97 <sup>7</sup> / <sub>8</sub>	98 <sup>1</sup> / <sub>4</sub>	95	95-95 <sup>1</sup> / <sub>4</sub>	-1,072	-2 <sup>1</sup> / <sub>2</sub>
Jan. 16	16,962	87,782	95 <sup>3</sup> / <sub>4</sub> -96	96 <sup>3</sup> / <sub>4</sub>	95 <sup>3</sup> / <sub>4</sub>	96 <sup>3</sup> / <sub>4</sub> - <sup>1</sup> / <sub>2</sub>	-1,108	+0 <sup>1</sup> / <sub>2</sub>
Jan. 17	11,485	87,146	96 <sup>3</sup> / <sub>4</sub> - <sup>3</sup> / <sub>4</sub>	97 <sup>1</sup> / <sub>2</sub>	96 <sup>1</sup> / <sub>2</sub>	97-97 <sup>1</sup> / <sub>2</sub>	-636	+ <sup>1</sup> / <sub>2</sub>
Jan. 18	11,590	86,556	97 <sup>1</sup> / <sub>4</sub> - <sup>1</sup> / <sub>2</sub>	98	97	97 <sup>1</sup> / <sub>2</sub> - <sup>5</sup> / <sub>8</sub>	-690	+ <sup>1</sup> / <sub>2</sub>
Jan. 19	9,235	86,189	97 <sup>5</sup> / <sub>8</sub> - <sup>3</sup> / <sub>4</sub>	98 <sup>3</sup> / <sub>4</sub>	97 <sup>5</sup> / <sub>8</sub>	98 <sup>3</sup> / <sub>4</sub> - <sup>5</sup> / <sub>8</sub>	-367	-1
Jan. 21	11,083	85,992	98 <sup>1</sup> / <sub>4</sub> - <sup>1</sup> / <sub>4</sub>	98 <sup>1</sup> / <sub>2</sub>	96 <sup>1</sup> / <sub>2</sub>	97 <sup>3</sup> / <sub>4</sub> - <sup>3</sup> / <sub>4</sub>	-197	- <sup>1</sup> / <sub>2</sub>
Jan. 22	8,853	85,342	97 <sup>3</sup> / <sub>4</sub> - <sup>1</sup> / <sub>4</sub>	97 <sup>1</sup> / <sub>2</sub>	96 <sup>5</sup> / <sub>8</sub>	97 <sup>1</sup> / <sub>2</sub> - <sup>1</sup> / <sub>2</sub>	-650	- <sup>1</sup> / <sub>2</sub>
Jan. 23	10,523	84,868	97 <sup>1</sup> / <sub>2</sub> - <sup>5</sup> / <sub>8</sub>	98	96 <sup>3</sup> / <sub>4</sub>	96 <sup>1</sup> / <sub>2</sub> -97	-474	- <sup>1</sup> / <sub>4</sub>
Jan. 24	8,792	84,232	97-96 <sup>1</sup> / <sub>2</sub>	97 <sup>1</sup> / <sub>2</sub>	96 <sup>1</sup> / <sub>2</sub>	96 <sup>3</sup> / <sub>4</sub> -96	-636	- <sup>1</sup> / <sub>4</sub>
Jan. 25	8,518	84,172	96 <sup>3</sup> / <sub>4</sub> - <sup>3</sup> / <sub>8</sub>	97 <sup>1</sup> / <sub>2</sub>	96 <sup>1</sup> / <sub>2</sub>	97 <sup>3</sup> / <sub>4</sub> - <sup>1</sup> / <sub>2</sub>	-60	+ <sup>1</sup> / <sub>2</sub>
Jan. 26	3,784	84,040	97 <sup>3</sup> / <sub>4</sub> - <sup>1</sup> / <sub>2</sub>	97 <sup>5</sup> / <sub>8</sub>	97	97 <sup>1</sup> / <sub>4</sub> - <sup>1</sup> / <sub>2</sub>	-132	- <sup>1</sup> / <sub>2</sub>
Jan. 28	12,828	83,280	96 <sup>3</sup> / <sub>4</sub> - <sup>1</sup> / <sub>2</sub>	96 <sup>3</sup> / <sub>4</sub>	95 <sup>1</sup> / <sub>4</sub>	95 <sup>5</sup> / <sub>8</sub> - <sup>3</sup> / <sub>4</sub>	-790	-1 <sup>1</sup> / <sub>2</sub>
Jan. 29	11,700	82,779	95 <sup>1</sup> / <sub>4</sub> - <sup>1</sup> / <sub>2</sub>	96 <sup>1</sup> / <sub>2</sub>	95	95 <sup>1</sup> / <sub>2</sub> -05	-501	- <sup>1</sup> / <sub>2</sub>
Jan. 30	6,837	82,559	95 <sup>1</sup> / <sub>4</sub> - <sup>3</sup> / <sub>8</sub>	96 <sup>1</sup> / <sub>4</sub>	95 <sup>1</sup> / <sub>8</sub>	96 <sup>1</sup> / <sub>4</sub> - <sup>1</sup> / <sub>4</sub>	-220	+1 <sup>1</sup> / <sub>4</sub>
Jan. 31	8,056	81,500	96-96 <sup>1</sup> / <sub>2</sub>	96 <sup>1</sup> / <sub>2</sub>	96	96 <sup>3</sup> / <sub>8</sub> - <sup>1</sup> / <sub>4</sub>	-909	-1
Feb. 1	4,962	80,882	96 <sup>3</sup> / <sub>8</sub> - <sup>1</sup> / <sub>2</sub>	96 <sup>1</sup> / <sub>2</sub>	95 <sup>1</sup> / <sub>2</sub>	96-96 <sup>1</sup> / <sub>2</sub>	-678	- <sup>1</sup> / <sub>4</sub>
Feb. 2	5,392	79,981	95 <sup>7</sup> / <sub>8</sub> - <sup>3</sup> / <sub>4</sub>	96 <sup>1</sup> / <sub>2</sub>	95 <sup>3</sup> / <sub>8</sub>	96 <sup>1</sup> / <sub>4</sub> - <sup>1</sup> / <sub>2</sub>	-901	+ <sup>1</sup> / <sub>2</sub>
Feb. 4	10,800	79,203	95 <sup>7</sup> / <sub>8</sub> - <sup>5</sup> / <sub>8</sub>	96 <sup>1</sup> / <sub>2</sub>	94 <sup>3</sup> / <sub>8</sub>	94 <sup>1</sup> / <sub>2</sub> - <sup>3</sup> / <sub>4</sub>	-778	-1 <sup>1</sup> / <sub>2</sub>
Feb. 5	9,168	78,352	94 <sup>3</sup> / <sub>8</sub> - <sup>5</sup> / <sub>8</sub>	94 <sup>3</sup> / <sub>4</sub>	93 <sup>3</sup> / <sub>4</sub>	94 <sup>3</sup> / <sub>4</sub> - <sup>5</sup> / <sub>8</sub>	-851	+ <sup>1</sup> / <sub>2</sub>
Feb. 6	5,928	78,052	94 <sup>3</sup> / <sub>8</sub> - <sup>1</sup> / <sub>4</sub>	94 <sup>3</sup> / <sub>4</sub>	93 <sup>7</sup> / <sub>8</sub>	94 <sup>3</sup> / <sub>8</sub> - <sup>1</sup> / <sub>2</sub>	-300	- <sup>1</sup> / <sub>2</sub>
Feb. 7	9,144	77,388	94 <sup>1</sup> / <sub>4</sub> - <sup>1</sup> / <sub>2</sub>	95 <sup>3</sup> / <sub>4</sub>	94 <sup>1</sup> / <sub>2</sub>	95 <sup>5</sup> / <sub>8</sub> - <sup>1</sup> / <sub>2</sub>	-664	+1
Feb. 8	7,980	77,052	95 <sup>5</sup> / <sub>8</sub>	96 <sup>5</sup> / <sub>8</sub>	95 <sup>5</sup> / <sub>8</sub>	96 <sup>1</sup> / <sub>2</sub> - <sup>1</sup> / <sub>2</sub>	-336	+1
Feb. 9	6,908	76,422	96 <sup>3</sup> / <sub>4</sub> - <sup>1</sup> / <sub>2</sub>	97 <sup>5</sup> / <sub>8</sub>	96 <sup>3</sup> / <sub>4</sub>	97 <sup>1</sup> / <sub>2</sub> - <sup>3</sup> / <sub>8</sub>	-630	-1
Feb. 11	6,545	76,027	96 <sup>3</sup> / <sub>4</sub> - <sup>1</sup> / <sub>2</sub>	96 <sup>1</sup> / <sub>2</sub>	95 <sup>3</sup> / <sub>4</sub>	96-96 <sup>1</sup> / <sub>2</sub>	-395	-1 <sup>1</sup> / <sub>2</sub>
Feb. 13	5,196	75,780	96 <sup>1</sup> / <sub>4</sub> - <sup>1</sup> / <sub>2</sub>	97 <sup>1</sup> / <sub>2</sub>	95 <sup>7</sup> / <sub>8</sub>	97-97 <sup>1</sup> / <sub>2</sub>	-247	+1
Feb. 14	4,436	75,384	96 <sup>7</sup> / <sub>8</sub> - <sup>3</sup> / <sub>4</sub>	97 <sup>3</sup> / <sub>4</sub>	96 <sup>1</sup> / <sub>2</sub>	96 <sup>5</sup> / <sub>8</sub> - <sup>3</sup> / <sub>4</sub>	-396	- <sup>1</sup> / <sub>2</sub>
Feb. 15	6,817	74,691	96 <sup>1</sup> / <sub>2</sub> - <sup>3</sup> / <sub>8</sub>	97 <sup>5</sup> / <sub>8</sub>	96 <sup>1</sup> / <sub>2</sub>	97 <sup>3</sup> / <sub>4</sub> - <sup>1</sup> / <sub>2</sub>	-603	+ <sup>1</sup> / <sub>2</sub>
Feb. 16	4,606	74,071	97 <sup>1</sup> / <sub>2</sub> - <sup>3</sup> / <sub>8</sub>	98	97 <sup>1</sup> / <sub>4</sub>	97 <sup>3</sup> / <sub>4</sub> - <sup>1</sup> / <sub>2</sub>	-620	- <sup>1</sup> / <sub>2</sub>
Feb. 17	6,131	73,665	97 <sup>1</sup> / <sub>2</sub> -97	99 <sup>1</sup> / <sub>8</sub>	96 <sup>1</sup> / <sub>2</sub>	98 <sup>3</sup> / <sub>8</sub> -99	-406	+1 <sup>1</sup> / <sub>2</sub>
Feb. 19	12,909	72,679	96 <sup>1</sup> / <sub>2</sub> -99	99 <sup>3</sup> / <sub>8</sub>	98	98 <sup>1</sup> / <sub>4</sub> - <sup>3</sup> / <sub>8</sub>	-986	-1 <sup>1</sup> / <sub>2</sub>
Feb. 20	9,160	72,729	97 <sup>1</sup> / <sub>2</sub> - <sup>3</sup> / <sub>4</sub>	98 <sup>1</sup> / <sub>2</sub>	96 <sup>3</sup> / <sub>4</sub>	97-97 <sup>1</sup> / <sub>2</sub>	+50	-1 <sup>1</sup> / <sub>2</sub>
Feb. 21	7,407	72,246	97 <sup>1</sup> / <sub>2</sub> - <sup>3</sup> / <sub>8</sub>	97 <sup>1</sup> / <sub>2</sub>	97	97 <sup>3</sup> / <sub>4</sub> -97	-483	- <sup>1</sup> / <sub>2</sub>
Feb. 23	6,884	71,718	97-96 <sup>7</sup> / <sub>8</sub>	97 <sup>1</sup> / <sub>2</sub>	96 <sup>1</sup> / <sub>2</sub>	96 <sup>1</sup> / <sub>4</sub> -102	-528	- <sup>1</sup> / <sub>2</sub>
Feb. 25	7,114	70,813	96 <sup>1</sup> / <sub>2</sub> - <sup>3</sup> / <sub>8</sub>	97 <sup>1</sup> / <sub>2</sub>	96 <sup>1</sup> / <sub>2</sub>	97-97 <sup>1</sup> / <sub>2</sub>	-906	-1 <sup>1</sup> / <sub>2</sub>
Feb. 26	6,107	70,093	97 <sup>1</sup> / <sub>4</sub> - <sup>3</sup> / <sub>8</sub>	97 <sup>7</sup> / <sub>8</sub>	96 <sup>3</sup> / <sub>4</sub>	97 <sup>1</sup> / <sub>2</sub> - <sup>1</sup> / <sub>4</sub>	-720	+ <sup>1</sup> / <sub>2</sub>
Feb. 27	5,867	69,496	97 <sup>1</sup> / <sub>2</sub>	98	97	97 <sup>1</sup> / <sub>2</sub> -98	-697	- <sup>1</sup> / <sub>2</sub>
Feb. 28	4,280	69,123	97 <sup>1</sup> / <sub>2</sub> -98	98 <sup>1</sup> / <sub>4</sub>	97 <sup>1</sup> / <sub>4</sub>	97 <sup>5</sup> / <sub>8</sub> - <sup>3</sup> / <sub>4</sub>	-373	- <sup>1</sup> / <sub>2</sub>
Mar. 1	4,969	68,732	97 <sup>3</sup> / <sub>8</sub> - <sup>1</sup> / <sub>2</sub>	98 <sup>1</sup> / <sub>2</sub>	97	98-98 <sup>1</sup> / <sub>2</sub>	-391	-1 <sup>1</sup> / <sub>2</sub>
Mar. 2	3,784	68,749	98-98 <sup>1</sup> / <sub>2</sub>	98 <sup>1</sup> / <sub>4</sub>	97 <sup>5</sup> / <sub>8</sub>	97 <sup>1</sup> / <sub>2</sub> - <sup>3</sup> / <sub>4</sub>	+17	- <sup>1</sup> / <sub>2</sub>
Mar. 4	4,764	68,158	97-97 <sup>1</sup> / <sub>4</sub>	97 <sup>1</sup> / <sub>2</sub>	96 <sup>3</sup> / <sub>4</sub>	97 <sup>3</sup> / <sub>4</sub> -97	-591	- <sup>1</sup> / <sub>2</sub>
Mar. 5	8,175	68,150	96 <sup>7</sup> / <sub>8</sub> - <sup>3</sup> / <sub>4</sub>	96 <sup>3</sup> / <sub>4</sub>	95 <sup>3</sup> / <sub>4</sub>	96-95 <sup>3</sup> / <sub>8</sub>	-2	-1
Mar. 6	17,874	67,464	95 <sup>3</sup> / <sub>4</sub> - <sup>1</sup> / <sub>2</sub>	97 <sup>5</sup> / <sub>8</sub>	94 <sup>3</sup> / <sub>4</sub>	95-95 <sup>3</sup> / <sub>8</sub>	-692	-1
Mar. 7	8,282	67,160	95 <sup>1</sup> / <sub>4</sub> - <sup>1</sup> / <sub>2</sub>	96 <sup>1</sup> / <sub>2</sub>	95 <sup>1</sup> / <sub>2</sub>	96 <sup>1</sup> / <sub>2</sub> -96	-304	+ <sup>1</sup> / <sub>2</sub>
Mar. 8	3,671	67,053	96-95 <sup>3</sup> / <sub>4</sub>	96 <sup>3</sup> / <sub>4</sub>	95 <sup>5</sup> / <sub>8</sub>	96 <sup>3</sup> / <sub>4</sub> - <sup>1</sup> / <sub>4</sub>	-107	+ <sup>1</sup> / <sub>2</sub>
Mar. 9	4,773	66,303	96 <sup>1</sup> / <sub>2</sub> -96	96 <sup>1</sup> / <sub>2</sub>	95 <sup>5</sup> / <sub>8</sub>	95 <sup>5</sup> / <sub>8</sub> - <sup>1</sup> / <sub>2</sub>	-750	-1 <sup>1</sup> / <sub>2</sub>
Mar. 11	14,959	65,302	95-94 <sup>3</sup> / <sub>4</sub>	95	92 <sup>1</sup> / <sub>2</sub>	93 <sup>3</sup> / <sub>4</sub> - <sup>5</sup> / <sub>8</sub>	-1,001	-1 <sup>1</sup> / <sub>2</sub>
Mar. 12	10,294	64,243	93 <sup>3</sup> / <sub>4</sub> - <sup>5</sup> / <sub>8</sub>	94 <sup>1</sup> / <sub>2</sub>	93	93 <sup>1</sup> / <sub>2</sub> - <sup>1</sup> / <sub>4</sub>	-1,059	+ <sup>1</sup> / <sub>2</sub>
Mar. 13	7,753	63,617	93 <sup>1</sup> / <sub>2</sub> - <sup>5</sup> / <sub>8</sub>	94	92 <sup>3</sup> / <sub>4</sub>	93 <sup>3</sup> / <sub>4</sub> - <sup>1</sup> / <sub>4</sub>	-626	+ <sup>1</sup> / <sub>2</sub>
Mar. 14	9,065	63,331	94-93 <sup>7</sup> / <sub>8</sub>	94	92 <sup>1</sup> / <sub>4</sub>	92 <sup>3</sup> / <sub>8</sub> - <sup>1</sup> / <sub>2</sub>	-286	- <sup>1</sup> / <sub>2</sub>
Mar. 15	12,483	62,156	92 <sup>3</sup> / <sub>8</sub> - <sup>1</sup> / <sub>2</sub>	93 <sup>3</sup> / <sub>8</sub>	91 <sup>3</sup> / <sub>4</sub>	92 <sup>1</sup> / <sub>2</sub> - <sup>1</sup> / <sub>2</sub>	-1,175	-1 <sup>1</sup> / <sub>2</sub>
Mar. 16	7,491	61,420	93-93 <sup>1</sup> / <sub>4</sub>	93 <sup>3</sup> / <sub>8</sub>	92	92 <sup>1</sup> / <sub>2</sub> - <sup>1</sup> / <sub>4</sub>	-736	-1 <sup>1</sup> / <sub>2</sub>
Mar. 18	13,490	59,897	91 <sup>1</sup> / <sub>4</sub> -91	91 <sup>1</sup> / <sub>2</sub>	90 <sup>1</sup> / <sub>2</sub>	91 <sup>1</sup> / <sub>2</sub> -91	-1,523	-1 <sup>1</sup> / <sub>2</sub>
Mar. 19	6,763	59,104	91 <sup>1</sup> / <sub>4</sub> -91	92	91	91 <sup>3</sup> / <sub>4</sub> - <sup>5</sup> / <sub>8</sub>	-793	+ <sup>1</sup> / <sub>2</sub>
Mar. 20	10,848	58,370	92	93 <sup>3</sup> / <sub>4</sub>	91 <sup>7</sup> / <sub>8</sub>	93 <sup>3</sup> / <sub>4</sub> - <sup>3</sup> / <sub>4</sub>	-734	+ <sup>1</sup> / <sub>2</sub>
Mar. 21	13,605	57,277	93 <sup>1</sup> / <sub>2</sub> - <sup>1</sup> / <sub>4</sub>	94 <sup>5</sup> / <sub>8</sub>	93	94-94 <sup>1</sup> / <sub>2</sub>	-1,093	+ <sup>1</sup> / <sub>2</sub>
Mar. 22	12,818	55,733	94 <sup>3</sup> / <sub>8</sub> - <sup>5</sup> / <sub>8</sub>	95 <sup>3</sup> / <sub>8</sub>	94 <sup>1</sup> / <sub>2</sub>	95 <sup>1</sup> / <sub>4</sub> - <sup>3</sup> / <sub>4</sub>	-1,544	+ <sup>1</sup> / <sub>2</sub>
Mar. 23	6,156	55,497	95-94 <sup>3</sup> / <sub>4</sub>	95	94	94 <sup>1</sup> / <sub>2</sub> -94	-236	-1 <sup>1</sup> / <sub>2</sub>

<sup>7</sup> On Feb. 18, 1935, trading was suspended at 11:13 a. m., for the remainder of the trading day, owing to the rendition of the gold-clause decisions by the Supreme Court.

WHEAT FUTURES

TABLE 31.—Daily volume of trading, open commitments, opening, high, low, and closing prices per bushel of May wheat futures on the Chicago Board of Trade, Jan. 3, 1933, to Dec. 31, 1935—Continued

1935 MAY FUTURE—Continued

Date	Volume of trading	Open commitments	Opening price	Range in price		Closing price	Net change from previous day	
				High	Low		Open commitments	Closing price
1935	1,000 bushels	1,000 bushels	Cents	Cents	Cents	Cents	1,000 bushels	Cents
Mar. 25.....	7, 379	54, 877	93 <sup>3</sup> / <sub>8</sub> -1 <sup>1</sup> / <sub>2</sub>	94	93	93 <sup>3</sup> / <sub>8</sub> -1 <sup>1</sup> / <sub>2</sub>	-620	-1 <sup>1</sup> / <sub>4</sub>
Mar. 26.....	5, 276	54, 516	93 <sup>3</sup> / <sub>8</sub> -94	94 <sup>1</sup> / <sub>2</sub>	93 <sup>3</sup> / <sub>8</sub>	93 <sup>3</sup> / <sub>8</sub> -1 <sup>1</sup> / <sub>2</sub>	-301	-----
Mar. 27.....	8, 644	53, 908	94 <sup>1</sup> / <sub>2</sub> -9 <sup>5</sup> / <sub>8</sub>	95 <sup>7</sup> / <sub>8</sub>	94 <sup>1</sup> / <sub>2</sub>	96 <sup>1</sup> / <sub>4</sub> -1 <sup>1</sup> / <sub>2</sub>	-548	+1 <sup>1</sup> / <sub>2</sub>
Mar. 28.....	6, 080	53, 751	95-95 <sup>1</sup> / <sub>2</sub>	95 <sup>1</sup> / <sub>2</sub>	94 <sup>5</sup> / <sub>8</sub>	94 <sup>5</sup> / <sub>8</sub> -1 <sup>1</sup> / <sub>2</sub>	-217	-1 <sup>1</sup> / <sub>2</sub>
Mar. 29.....	4, 653	53, 118	94 <sup>3</sup> / <sub>4</sub> -9 <sup>5</sup> / <sub>8</sub>	95	94 <sup>5</sup> / <sub>8</sub>	94 <sup>1</sup> / <sub>2</sub> -1 <sup>1</sup> / <sub>2</sub>	-633	-1 <sup>1</sup> / <sub>2</sub>
Mar. 30.....	4, 129	52, 511	94 <sup>3</sup> / <sub>4</sub> -9 <sup>5</sup> / <sub>8</sub>	95 <sup>5</sup> / <sub>8</sub>	94 <sup>5</sup> / <sub>8</sub>	95 <sup>1</sup> / <sub>2</sub> -1 <sup>1</sup> / <sub>2</sub>	-607	+1 <sup>1</sup> / <sub>2</sub>
Apr. 1.....	5, 290	52, 456	95 <sup>1</sup> / <sub>2</sub> -9 <sup>5</sup> / <sub>8</sub>	95 <sup>1</sup> / <sub>2</sub>	94 <sup>1</sup> / <sub>2</sub>	94 <sup>1</sup> / <sub>2</sub> -1 <sup>1</sup> / <sub>2</sub>	-55	-1 <sup>1</sup> / <sub>2</sub>
Apr. 2.....	5, 045	52, 170	95-95 <sup>1</sup> / <sub>2</sub>	95 <sup>5</sup> / <sub>8</sub>	94 <sup>1</sup> / <sub>2</sub>	94 <sup>1</sup> / <sub>2</sub> -1 <sup>1</sup> / <sub>2</sub>	-286	-----
Apr. 3.....	8, 281	51, 549	94 <sup>3</sup> / <sub>4</sub> -9 <sup>5</sup> / <sub>8</sub>	95 <sup>1</sup> / <sub>2</sub>	94 <sup>1</sup> / <sub>2</sub>	95 <sup>1</sup> / <sub>2</sub> -1 <sup>1</sup> / <sub>2</sub>	-621	+1 <sup>1</sup> / <sub>2</sub>
Apr. 4.....	9, 474	51, 344	95 <sup>3</sup> / <sub>4</sub> -1 <sup>1</sup> / <sub>2</sub>	96 <sup>1</sup> / <sub>2</sub>	95 <sup>1</sup> / <sub>2</sub>	96-95 <sup>3</sup> / <sub>8</sub>	-205	+1 <sup>1</sup> / <sub>2</sub>
Apr. 5.....	7, 864	50, 842	95 <sup>1</sup> / <sub>2</sub> -95	95 <sup>5</sup> / <sub>8</sub>	94 <sup>5</sup> / <sub>8</sub>	94 <sup>5</sup> / <sub>8</sub> -1 <sup>1</sup> / <sub>2</sub>	-502	-1 <sup>1</sup> / <sub>2</sub>
Apr. 6.....	4, 442	50, 219	94 <sup>5</sup> / <sub>8</sub> -1 <sup>1</sup> / <sub>2</sub>	94 <sup>3</sup> / <sub>4</sub>	94 <sup>1</sup> / <sub>2</sub>	94 <sup>3</sup> / <sub>4</sub>	-623	-1 <sup>1</sup> / <sub>2</sub>
Apr. 8.....	9, 874	49, 228	94 <sup>3</sup> / <sub>4</sub> -95 <sup>1</sup> / <sub>2</sub>	95 <sup>3</sup> / <sub>4</sub>	94 <sup>3</sup> / <sub>4</sub>	95 <sup>3</sup> / <sub>4</sub> -1 <sup>1</sup> / <sub>2</sub>	-991	+1 <sup>1</sup> / <sub>2</sub>
Apr. 9.....	7, 680	48, 590	95-94 <sup>3</sup> / <sub>4</sub>	95 <sup>1</sup> / <sub>2</sub>	94 <sup>1</sup> / <sub>2</sub>	95 <sup>1</sup> / <sub>2</sub> -1 <sup>1</sup> / <sub>2</sub>	-638	-1 <sup>1</sup> / <sub>2</sub>
Apr. 10.....	11, 949	47, 345	95 <sup>3</sup> / <sub>4</sub> -96	97 <sup>3</sup> / <sub>8</sub>	95 <sup>3</sup> / <sub>4</sub>	96 <sup>3</sup> / <sub>4</sub> -1 <sup>1</sup> / <sub>2</sub>	-1, 245	+1 <sup>1</sup> / <sub>2</sub>
Apr. 11.....	13, 124	45, 644	96 <sup>1</sup> / <sub>2</sub> -99 <sup>1</sup> / <sub>4</sub>	99 <sup>1</sup> / <sub>4</sub>	97 <sup>3</sup> / <sub>4</sub>	98-97 <sup>1</sup> / <sub>2</sub>	-1, 701	+1 <sup>1</sup> / <sub>2</sub>
Apr. 12.....	12, 534	43, 644	97 <sup>5</sup> / <sub>8</sub> -1 <sup>1</sup> / <sub>2</sub>	100 <sup>1</sup> / <sub>2</sub>	97 <sup>1</sup> / <sub>2</sub>	100 <sup>3</sup> / <sub>8</sub> -1 <sup>1</sup> / <sub>2</sub>	-2, 000	+2 <sup>1</sup> / <sub>2</sub>
Apr. 13.....	14, 261	40, 978	100 <sup>5</sup> / <sub>8</sub> -1 <sup>1</sup> / <sub>2</sub>	102	99 <sup>7</sup> / <sub>8</sub>	100 <sup>1</sup> / <sub>2</sub> -1 <sup>1</sup> / <sub>2</sub>	-2, 666	+1 <sup>1</sup> / <sub>2</sub>
Apr. 15.....	7, 887	39, 125	99 <sup>1</sup> / <sub>2</sub> -1 <sup>1</sup> / <sub>2</sub>	101 <sup>1</sup> / <sub>2</sub>	99 <sup>1</sup> / <sub>2</sub>	100 <sup>1</sup> / <sub>2</sub> -1 <sup>1</sup> / <sub>2</sub>	-1, 853	-1 <sup>1</sup> / <sub>2</sub>
Apr. 16.....	6, 856	37, 361	99 <sup>3</sup> / <sub>4</sub> -100 <sup>1</sup> / <sub>2</sub>	102 <sup>5</sup> / <sub>8</sub>	99 <sup>3</sup> / <sub>4</sub>	102 <sup>1</sup> / <sub>2</sub> -1 <sup>1</sup> / <sub>2</sub>	-1, 764	+2 <sup>1</sup> / <sub>2</sub>
Apr. 17.....	5, 529	35, 918	102 <sup>1</sup> / <sub>2</sub> -102	102 <sup>1</sup> / <sub>2</sub>	100 <sup>1</sup> / <sub>2</sub>	100 <sup>5</sup> / <sub>8</sub> -1 <sup>1</sup> / <sub>2</sub>	-1, 443	-2
Apr. 18.....	3, 322	35, 002	101-101 <sup>1</sup> / <sub>4</sub>	101 <sup>1</sup> / <sub>4</sub>	100	100-100 <sup>1</sup> / <sub>4</sub>	-916	-3 <sup>3</sup> / <sub>8</sub>
Apr. 20.....	2, 705	34, 281	100 <sup>3</sup> / <sub>4</sub> -1 <sup>1</sup> / <sub>2</sub>	102	100 <sup>3</sup> / <sub>4</sub>	101 <sup>3</sup> / <sub>4</sub> -1 <sup>1</sup> / <sub>2</sub>	-721	+1 <sup>1</sup> / <sub>2</sub>
Apr. 22.....	3, 124	33, 115	101 <sup>3</sup> / <sub>4</sub> -1 <sup>1</sup> / <sub>2</sub>	102 <sup>3</sup> / <sub>8</sub>	101 <sup>3</sup> / <sub>4</sub>	102-101 <sup>3</sup> / <sub>4</sub>	-1, 166	+1 <sup>1</sup> / <sub>2</sub>
Apr. 23.....	3, 690	31, 835	101 <sup>1</sup> / <sub>2</sub> -1 <sup>1</sup> / <sub>2</sub>	101 <sup>1</sup> / <sub>2</sub>	99	99 <sup>1</sup> / <sub>2</sub> -99	-1, 280	-2 <sup>5</sup> / <sub>8</sub>
Apr. 25.....	8, 245	29, 437	99 <sup>1</sup> / <sub>2</sub>	99 <sup>5</sup> / <sub>8</sub>	97 <sup>1</sup> / <sub>2</sub>	98 <sup>1</sup> / <sub>2</sub> -98	-2, 398	-1
Apr. 26.....	4, 727	27, 214	98 <sup>3</sup> / <sub>4</sub> -1 <sup>1</sup> / <sub>2</sub>	100 <sup>1</sup> / <sub>2</sub>	98 <sup>3</sup> / <sub>4</sub>	100 <sup>1</sup> / <sub>2</sub> -1 <sup>1</sup> / <sub>2</sub>	-2, 223	+2 <sup>5</sup> / <sub>8</sub>
Apr. 27.....	2, 411	26, 371	99 <sup>5</sup> / <sub>8</sub> -1 <sup>1</sup> / <sub>2</sub>	100	99 <sup>1</sup> / <sub>4</sub>	99 <sup>5</sup> / <sub>8</sub> -1 <sup>1</sup> / <sub>2</sub>	-843	-1 <sup>1</sup> / <sub>2</sub>
Apr. 29.....	6, 758	23, 145	98 <sup>3</sup> / <sub>4</sub> -99 <sup>1</sup> / <sub>2</sub>	100 <sup>1</sup> / <sub>2</sub>	98 <sup>3</sup> / <sub>4</sub>	99 <sup>5</sup> / <sub>8</sub> -1 <sup>1</sup> / <sub>2</sub>	-3, 226	-----
Apr. 30.....	12, 300	17, 417	99 <sup>1</sup> / <sub>2</sub> -99	99 <sup>5</sup> / <sub>8</sub>	98 <sup>1</sup> / <sub>2</sub>	99 <sup>1</sup> / <sub>2</sub> -98 <sup>7</sup> / <sub>8</sub>	-5, 728	-1 <sup>1</sup> / <sub>2</sub>
May 1.....	5, 966	14, 310	98 <sup>7</sup> / <sub>8</sub> -99	99 <sup>5</sup> / <sub>8</sub>	97 <sup>5</sup> / <sub>8</sub>	97 <sup>3</sup> / <sub>4</sub> -98	-3, 107	-1 <sup>1</sup> / <sub>2</sub>
May 2.....	2, 773	12, 936	97 <sup>1</sup> / <sub>2</sub> -1 <sup>1</sup> / <sub>2</sub>	97 <sup>1</sup> / <sub>2</sub>	96 <sup>5</sup> / <sub>8</sub>	97 <sup>1</sup> / <sub>2</sub> -97	-1, 374	-1 <sup>1</sup> / <sub>2</sub>
May 3.....	3, 775	11, 454	97	97 <sup>1</sup> / <sub>2</sub>	96 <sup>1</sup> / <sub>2</sub>	97 <sup>1</sup> / <sub>2</sub>	-1, 482	+1 <sup>1</sup> / <sub>2</sub>
May 4.....	1, 365	10, 561	97 <sup>1</sup> / <sub>2</sub>	97 <sup>1</sup> / <sub>2</sub>	96	96	-893	-1 <sup>1</sup> / <sub>2</sub>
May 6.....	1, 555	9, 857	95 <sup>1</sup> / <sub>2</sub> -1 <sup>1</sup> / <sub>2</sub>	97 <sup>1</sup> / <sub>2</sub>	95 <sup>1</sup> / <sub>2</sub>	96 <sup>3</sup> / <sub>8</sub>	-704	+1 <sup>1</sup> / <sub>2</sub>
May 7.....	2, 544	8, 930	96 <sup>1</sup> / <sub>2</sub>	96 <sup>3</sup> / <sub>4</sub>	94 <sup>5</sup> / <sub>8</sub>	95 <sup>1</sup> / <sub>2</sub> -95	-927	-1 <sup>1</sup> / <sub>2</sub>
May 8.....	2, 017	7, 758	94 <sup>3</sup> / <sub>4</sub>	95 <sup>1</sup> / <sub>2</sub>	94 <sup>5</sup> / <sub>8</sub>	95 <sup>3</sup> / <sub>4</sub> -1 <sup>1</sup> / <sub>2</sub>	-1, 172	+1 <sup>1</sup> / <sub>2</sub>
May 9.....	1, 622	7, 306	95 <sup>5</sup> / <sub>8</sub>	96	94 <sup>3</sup> / <sub>4</sub>	95 <sup>3</sup> / <sub>4</sub> -1 <sup>1</sup> / <sub>2</sub>	-452	+1 <sup>1</sup> / <sub>2</sub>
May 10.....	1, 934	6, 387	95 <sup>3</sup> / <sub>4</sub>	96	94 <sup>5</sup> / <sub>8</sub>	94 <sup>5</sup> / <sub>8</sub> -1 <sup>1</sup> / <sub>2</sub>	-919	-1 <sup>1</sup> / <sub>2</sub>
May 11.....	2, 201	5, 419	95-95 <sup>1</sup> / <sub>4</sub>	95 <sup>1</sup> / <sub>2</sub>	93	93 <sup>1</sup> / <sub>2</sub>	-968	-1 <sup>1</sup> / <sub>2</sub>
May 13.....	2, 170	4, 570	92 <sup>5</sup> / <sub>8</sub> -1 <sup>1</sup> / <sub>2</sub>	92 <sup>5</sup> / <sub>8</sub>	91 <sup>1</sup> / <sub>2</sub>	91 <sup>5</sup> / <sub>8</sub> -1 <sup>1</sup> / <sub>2</sub>	-849	-1 <sup>1</sup> / <sub>2</sub>
May 14.....	2, 088	3, 672	91 <sup>1</sup> / <sub>2</sub> -1 <sup>1</sup> / <sub>2</sub>	91 <sup>1</sup> / <sub>2</sub>	90 <sup>3</sup> / <sub>4</sub>	91-90 <sup>1</sup> / <sub>2</sub>	-898	-1 <sup>1</sup> / <sub>2</sub>
May 15.....	1, 351	2, 992	90 <sup>1</sup> / <sub>2</sub> -1 <sup>1</sup> / <sub>2</sub>	91 <sup>5</sup> / <sub>8</sub>	90 <sup>5</sup> / <sub>8</sub>	91-91 <sup>1</sup> / <sub>2</sub>	-680	-----
May 16.....	990	2, 510	91 <sup>3</sup> / <sub>8</sub>	92 <sup>1</sup> / <sub>2</sub>	91 <sup>3</sup> / <sub>8</sub>	92 <sup>3</sup> / <sub>4</sub> -1 <sup>1</sup> / <sub>2</sub>	-482	+1 <sup>1</sup> / <sub>2</sub>
May 17.....	762	2, 233	92 <sup>1</sup> / <sub>2</sub>	92 <sup>1</sup> / <sub>2</sub>	90 <sup>5</sup> / <sub>8</sub>	90 <sup>5</sup> / <sub>8</sub>	-277	-2 <sup>1</sup> / <sub>2</sub>
May 18.....	805	1, 872	89 <sup>3</sup> / <sub>4</sub> -1 <sup>1</sup> / <sub>2</sub>	90 <sup>1</sup> / <sub>2</sub>	89 <sup>3</sup> / <sub>4</sub>	90 <sup>1</sup> / <sub>2</sub>	-361	-3 <sup>3</sup> / <sub>8</sub>
May 20.....	638	1, 638	89 <sup>3</sup> / <sub>4</sub> -1 <sup>1</sup> / <sub>2</sub>	90 <sup>1</sup> / <sub>2</sub>	89	89 <sup>1</sup> / <sub>2</sub>	-234	-1 <sup>1</sup> / <sub>2</sub>
May 21.....	418	1, 393	89	89 <sup>3</sup> / <sub>4</sub>	88 <sup>3</sup> / <sub>4</sub>	89 <sup>3</sup> / <sub>4</sub>	-245	+1 <sup>1</sup> / <sub>2</sub>
May 22.....	223	1, 351	89 <sup>1</sup> / <sub>2</sub>	90 <sup>3</sup> / <sub>4</sub>	89 <sup>3</sup> / <sub>4</sub>	89 <sup>3</sup> / <sub>4</sub> -1 <sup>1</sup> / <sub>2</sub>	-42	-1 <sup>1</sup> / <sub>2</sub>
May 23.....	239	1, 239	89 <sup>3</sup> / <sub>4</sub>	90	89 <sup>3</sup> / <sub>4</sub>	89 <sup>3</sup> / <sub>4</sub> -1 <sup>1</sup> / <sub>2</sub>	-112	+1 <sup>1</sup> / <sub>2</sub>
May 24.....	910	1, 146	89 <sup>1</sup> / <sub>2</sub>	89 <sup>1</sup> / <sub>2</sub>	87 <sup>3</sup> / <sub>4</sub>	88	-93	-1 <sup>1</sup> / <sub>2</sub>
May 25.....	486	937	87 <sup>1</sup> / <sub>2</sub>	87 <sup>3</sup> / <sub>4</sub>	86 <sup>3</sup> / <sub>4</sub>	86 <sup>3</sup> / <sub>4</sub>	-209	-1 <sup>1</sup> / <sub>2</sub>
May 27.....	597	825	86 <sup>1</sup> / <sub>2</sub>	87 <sup>1</sup> / <sub>2</sub>	85 <sup>3</sup> / <sub>4</sub>	86 <sup>1</sup> / <sub>2</sub> -1 <sup>1</sup> / <sub>2</sub>	-112	-1 <sup>1</sup> / <sub>2</sub>
May 28.....	465	554	86	86 <sup>1</sup> / <sub>2</sub>	85 <sup>3</sup> / <sub>4</sub>	86	-271	-1 <sup>1</sup> / <sub>2</sub>
May 29.....	409	380	86-86 <sup>1</sup> / <sub>4</sub>	86 <sup>5</sup> / <sub>8</sub>	83 <sup>3</sup> / <sub>8</sub>	83 <sup>3</sup> / <sub>8</sub>	-174	-2 <sup>5</sup> / <sub>8</sub>
May 31.....	877	-----	83 <sup>3</sup> / <sub>4</sub> -1 <sup>1</sup> / <sub>2</sub>	84 <sup>1</sup> / <sub>2</sub>	82 <sup>5</sup> / <sub>8</sub>	82 <sup>5</sup> / <sub>8</sub>	-380	-1 <sup>1</sup> / <sub>2</sub>

1936 MAY FUTURE

July 18.....	1935	-----	-----	89 <sup>1</sup> / <sub>2</sub>	89 <sup>1</sup> / <sub>2</sub>	-----	+5	-----
July 19.....	-----	5	-----	-----	-----	-----	-----	-----
July 20.....	-----	5	-----	-----	-----	-----	-----	-----
July 22.....	-----	2	7	(*)	(*)	-----	+2	-----

\* Trading suspended Apr. 24, 1935, pending arrangements for the disposition of open futures contracts of a member of the exchange who had been granted an injunction by a Federal court restraining the Board of Trade from suspending the member.  
 † No official quotations recorded.

TABLE 31.—Daily volume of trading, open commitments, opening, high, low, and closing prices per bushel of May wheat futures on the Chicago Board of Trade, Jan. 3, 1933, to Dec. 31, 1935—Continued

1936 MAY FUTURE—Continued

Date	Volume of trading	Open commitments	Opening price	Range in price		Closing price	Net change from previous day	
				High	Low		Open commitments	Closing price
1935	1,000 bushels	1,000 bushels	Cents	Cents	Cents	Cents	1,000 bushels	Cents
July 23		7						
July 24	32	34		90 <sup>3</sup> / <sub>4</sub>	89 <sup>3</sup> / <sub>4</sub>			+27
July 25	284	144	89 <sup>3</sup> / <sub>4</sub>	92 <sup>1</sup> / <sub>4</sub>	89 <sup>1</sup> / <sub>2</sub>	90 <sup>3</sup> / <sub>8</sub> - <sup>1</sup> / <sub>2</sub>		+110
July 26	862	533	90 <sup>1</sup> / <sub>4</sub>	93 <sup>7</sup> / <sub>8</sub>	90 <sup>1</sup> / <sub>4</sub>	93 <sup>1</sup> / <sub>2</sub> - <sup>5</sup> / <sub>8</sub>		+349
July 27	2,146	1,543	94 <sup>1</sup> / <sub>2</sub>	94 <sup>1</sup> / <sub>2</sub>	94 <sup>1</sup> / <sub>2</sub>	90 <sup>1</sup> / <sub>2</sub> - <sup>5</sup> / <sub>8</sub>	+1,010	+3
July 29	1,852	2,259	95 <sup>3</sup> / <sub>4</sub> - <sup>1</sup> / <sub>4</sub>	97 <sup>7</sup> / <sub>8</sub>	94 <sup>3</sup> / <sub>4</sub>	95 <sup>1</sup> / <sub>2</sub> - <sup>5</sup> / <sub>8</sub>	+716	-1 <sup>1</sup> / <sub>2</sub>
July 30	1,769	3,074	94 <sup>1</sup> / <sub>2</sub>	95 <sup>3</sup> / <sub>8</sub>	93 <sup>3</sup> / <sub>4</sub>	94 <sup>1</sup> / <sub>2</sub> - <sup>1</sup> / <sub>2</sub>	+815	- <sup>3</sup> / <sub>4</sub>
July 31	2,540	3,424	95 <sup>1</sup> / <sub>2</sub>	98 <sup>1</sup> / <sub>2</sub>	95 <sup>1</sup> / <sub>2</sub>	97 <sup>3</sup> / <sub>8</sub>	+350	+3 <sup>3</sup> / <sub>8</sub>
Aug. 1	2,171	3,064	98 <sup>1</sup> / <sub>4</sub>	98 <sup>3</sup> / <sub>4</sub>	96 <sup>1</sup> / <sub>2</sub>	96 <sup>1</sup> / <sub>2</sub> - <sup>1</sup> / <sub>2</sub>	+540	-1 <sup>1</sup> / <sub>2</sub>
Aug. 2	3,219	5,185	96 <sup>1</sup> / <sub>4</sub> - <sup>1</sup> / <sub>2</sub>	96 <sup>1</sup> / <sub>4</sub>	93 <sup>3</sup> / <sub>4</sub>	94 <sup>3</sup> / <sub>8</sub> - <sup>3</sup> / <sub>4</sub>	+1,221	-2
Aug. 3	1,974	5,997	94-94 <sup>1</sup> / <sub>2</sub>	95 <sup>3</sup> / <sub>8</sub>	93 <sup>3</sup> / <sub>8</sub>	93 <sup>1</sup> / <sub>2</sub> - <sup>3</sup> / <sub>8</sub>	+812	-
Aug. 5	2,431	6,879	93 <sup>7</sup> / <sub>8</sub>	95 <sup>3</sup> / <sub>8</sub>	93 <sup>3</sup> / <sub>4</sub>	95 <sup>1</sup> / <sub>2</sub>	+882	+1 <sup>1</sup> / <sub>2</sub>
Aug. 6	2,973	7,708	96 <sup>7</sup> / <sub>8</sub> - <sup>5</sup> / <sub>8</sub>	96 <sup>1</sup> / <sub>4</sub>	93 <sup>3</sup> / <sub>4</sub>	95 <sup>3</sup> / <sub>8</sub> - <sup>5</sup> / <sub>4</sub>	+829	-1 <sup>1</sup> / <sub>4</sub>
Aug. 7	3,737	8,806	93 <sup>1</sup> / <sub>2</sub> - <sup>3</sup> / <sub>8</sub>	95	92 <sup>3</sup> / <sub>8</sub>	94-94 <sup>1</sup> / <sub>2</sub>	+1,008	-
Aug. 8	3,048	9,039	94	94 <sup>1</sup> / <sub>2</sub>	92 <sup>3</sup> / <sub>8</sub>	93 <sup>1</sup> / <sub>2</sub>	+833	- <sup>3</sup> / <sub>4</sub>
Aug. 9	1,888	10,332	93 <sup>3</sup> / <sub>8</sub> - <sup>1</sup> / <sub>4</sub>	94 <sup>1</sup> / <sub>4</sub>	93	94-93 <sup>7</sup> / <sub>8</sub>	+693	+ <sup>3</sup> / <sub>4</sub>
Aug. 10	3,860	10,949	95 <sup>1</sup> / <sub>4</sub> - <sup>5</sup> / <sub>8</sub>	95 <sup>3</sup> / <sub>8</sub>	92 <sup>1</sup> / <sub>2</sub>	92 <sup>1</sup> / <sub>2</sub>	+617	-1 <sup>1</sup> / <sub>2</sub>
Aug. 12	4,555	12,401	92 <sup>7</sup> / <sub>8</sub> - <sup>1</sup> / <sub>2</sub>	92 <sup>7</sup> / <sub>8</sub>	90 <sup>5</sup> / <sub>8</sub>	91 <sup>1</sup> / <sub>4</sub> - <sup>1</sup> / <sub>2</sub>	+1,452	+ <sup>3</sup> / <sub>8</sub>
Aug. 13	4,239	13,576	90 <sup>1</sup> / <sub>2</sub> - <sup>5</sup> / <sub>8</sub>	91 <sup>3</sup> / <sub>8</sub>	90 <sup>1</sup> / <sub>4</sub>	90 <sup>3</sup> / <sub>8</sub> - <sup>1</sup> / <sub>4</sub>	+1,175	-1
Aug. 14	4,338	14,943	90 <sup>1</sup> / <sub>2</sub>	91 <sup>1</sup> / <sub>4</sub>	89 <sup>3</sup> / <sub>4</sub>	90 <sup>1</sup> / <sub>2</sub> - <sup>3</sup> / <sub>4</sub>	+1,397	+ <sup>1</sup> / <sub>4</sub>
Aug. 15	2,981	15,621	91	91 <sup>3</sup> / <sub>4</sub>	90 <sup>3</sup> / <sub>4</sub>	91 <sup>1</sup> / <sub>4</sub> - <sup>1</sup> / <sub>2</sub>	+678	+ <sup>3</sup> / <sub>4</sub>
Aug. 16	4,324	16,629	91 <sup>3</sup> / <sub>4</sub> - <sup>7</sup> / <sub>8</sub>	92 <sup>1</sup> / <sub>2</sub>	91 <sup>3</sup> / <sub>8</sub>	92 <sup>1</sup> / <sub>2</sub>	+1,008	+ <sup>1</sup> / <sub>2</sub>
Aug. 17	3,488	17,650	92	92	89 <sup>3</sup> / <sub>4</sub>	89 <sup>3</sup> / <sub>4</sub> - <sup>3</sup> / <sub>4</sub>	+1,021	-2 <sup>3</sup> / <sub>8</sub>
Aug. 19	3,830	18,500	90 <sup>3</sup> / <sub>4</sub> - <sup>1</sup> / <sub>4</sub>	91 <sup>3</sup> / <sub>4</sub>	88 <sup>1</sup> / <sub>4</sub>	89-88 <sup>7</sup> / <sub>8</sub>	+850	-
Aug. 20	3,710	19,153	89-89 <sup>1</sup> / <sub>2</sub>	91 <sup>3</sup> / <sub>8</sub>	88 <sup>7</sup> / <sub>8</sub>	91 <sup>1</sup> / <sub>4</sub> - <sup>3</sup> / <sub>8</sub>	+653	+2 <sup>1</sup> / <sub>4</sub>
Aug. 21	7,742	19,830	91 <sup>1</sup> / <sub>2</sub> - <sup>3</sup> / <sub>4</sub>	94	91 <sup>1</sup> / <sub>2</sub>	93 <sup>5</sup> / <sub>8</sub> - <sup>3</sup> / <sub>4</sub>	+677	+2 <sup>1</sup> / <sub>2</sub>
Aug. 22	5,644	20,978	93 <sup>3</sup> / <sub>4</sub> - <sup>5</sup> / <sub>8</sub>	94	92 <sup>1</sup> / <sub>2</sub>	92 <sup>3</sup> / <sub>4</sub> - <sup>3</sup> / <sub>8</sub>	+1,148	- <sup>1</sup> / <sub>2</sub>
Aug. 23	8,302	22,910	92-91 <sup>3</sup> / <sub>4</sub>	94 <sup>3</sup> / <sub>4</sub>	91 <sup>3</sup> / <sub>4</sub>	93 <sup>5</sup> / <sub>8</sub> - <sup>1</sup> / <sub>2</sub>	+1,932	+ <sup>3</sup> / <sub>8</sub>
Aug. 24	3,769	23,604	93 <sup>1</sup> / <sub>2</sub> - <sup>3</sup> / <sub>4</sub>	93 <sup>7</sup> / <sub>8</sub>	92 <sup>3</sup> / <sub>8</sub>	92 <sup>7</sup> / <sub>8</sub> - <sup>3</sup> / <sub>4</sub>	+694	- <sup>1</sup> / <sub>4</sub>
Aug. 26	4,961	24,737	93 <sup>3</sup> / <sub>4</sub> - <sup>7</sup> / <sub>8</sub>	93 <sup>7</sup> / <sub>8</sub>	92	92 <sup>1</sup> / <sub>2</sub> - <sup>5</sup> / <sub>8</sub>	+1,133	- <sup>1</sup> / <sub>2</sub>
Aug. 27	5,829	25,940	92-91 <sup>3</sup> / <sub>8</sub>	92 <sup>3</sup> / <sub>8</sub>	91 <sup>1</sup> / <sub>2</sub>	91 <sup>3</sup> / <sub>8</sub> - <sup>1</sup> / <sub>2</sub>	+1,203	- <sup>1</sup> / <sub>2</sub>
Aug. 28	5,234	26,967	91 <sup>3</sup> / <sub>4</sub> - <sup>5</sup> / <sub>8</sub>	92	90 <sup>3</sup> / <sub>8</sub>	90 <sup>3</sup> / <sub>8</sub> - <sup>3</sup> / <sub>8</sub>	+1,027	- <sup>3</sup> / <sub>4</sub>
Aug. 29	5,029	28,515	90 <sup>3</sup> / <sub>4</sub> - <sup>1</sup> / <sub>2</sub>	91 <sup>3</sup> / <sub>4</sub>	90 <sup>3</sup> / <sub>8</sub>	90 <sup>3</sup> / <sub>8</sub> - <sup>1</sup> / <sub>2</sub>	+1,548	-
Aug. 30	5,316	30,358	90 <sup>1</sup> / <sub>2</sub> - <sup>5</sup> / <sub>8</sub>	91	90 <sup>3</sup> / <sub>8</sub>	90 <sup>1</sup> / <sub>2</sub> - <sup>3</sup> / <sub>8</sub>	+1,843	-
Aug. 31	6,086	32,690	90 <sup>3</sup> / <sub>8</sub> - <sup>1</sup> / <sub>2</sub>	92	90 <sup>3</sup> / <sub>8</sub>	91 <sup>3</sup> / <sub>8</sub> - <sup>3</sup> / <sub>8</sub>	+2,332	+1 <sup>1</sup> / <sub>4</sub>
Sept. 3	4,558	34,264	92 <sup>1</sup> / <sub>2</sub> - <sup>5</sup> / <sub>8</sub>	92 <sup>3</sup> / <sub>8</sub>	91 <sup>1</sup> / <sub>2</sub>	91 <sup>1</sup> / <sub>2</sub> - <sup>1</sup> / <sub>4</sub>	+1,574	+1 <sup>1</sup> / <sub>4</sub>
Sept. 4	6,394	36,081	91 <sup>3</sup> / <sub>4</sub> - <sup>1</sup> / <sub>2</sub>	92 <sup>3</sup> / <sub>4</sub>	91 <sup>5</sup> / <sub>8</sub>	92 <sup>5</sup> / <sub>8</sub> - <sup>1</sup> / <sub>2</sub>	+1,817	+1 <sup>1</sup> / <sub>4</sub>
Sept. 5	8,872	37,683	92 <sup>3</sup> / <sub>4</sub> - <sup>3</sup> / <sub>4</sub>	94 <sup>3</sup> / <sub>8</sub>	92 <sup>7</sup> / <sub>8</sub>	93 <sup>7</sup> / <sub>8</sub> - <sup>3</sup> / <sub>4</sub>	+1,692	+1 <sup>1</sup> / <sub>4</sub>
Sept. 6	8,688	39,119	94 <sup>1</sup> / <sub>2</sub> - <sup>1</sup> / <sub>2</sub>	95	93 <sup>5</sup> / <sub>8</sub>	94 <sup>1</sup> / <sub>2</sub> - <sup>3</sup> / <sub>4</sub>	+1,436	+ <sup>1</sup> / <sub>4</sub>
Sept. 7	9,833	40,968	96-95 <sup>1</sup> / <sub>2</sub>	96 <sup>1</sup> / <sub>2</sub>	95 <sup>1</sup> / <sub>2</sub>	96-96 <sup>1</sup> / <sub>4</sub>	+1,849	+2 <sup>1</sup> / <sub>2</sub>
Sept. 9	9,831	42,684	96 <sup>1</sup> / <sub>4</sub> -95 <sup>7</sup> / <sub>8</sub>	96 <sup>1</sup> / <sub>4</sub>	94 <sup>1</sup> / <sub>2</sub>	94 <sup>7</sup> / <sub>8</sub> - <sup>5</sup> / <sub>4</sub>	+1,716	-1 <sup>1</sup> / <sub>2</sub>
Sept. 10	8,787	44,811	95-95 <sup>1</sup> / <sub>4</sub>	95 <sup>1</sup> / <sub>2</sub>	94 <sup>3</sup> / <sub>4</sub>	95-94 <sup>1</sup> / <sub>2</sub>	+2,127	-1
Sept. 11	11,527	47,041	95 <sup>1</sup> / <sub>4</sub> - <sup>1</sup> / <sub>2</sub>	96	93 <sup>7</sup> / <sub>8</sub>	94 <sup>1</sup> / <sub>2</sub> - <sup>3</sup> / <sub>4</sub>	+2,230	- <sup>1</sup> / <sub>2</sub>
Sept. 12	9,666	49,005	94 <sup>3</sup> / <sub>4</sub> - <sup>5</sup> / <sub>8</sub>	95	93 <sup>1</sup> / <sub>4</sub>	93 <sup>1</sup> / <sub>2</sub> - <sup>3</sup> / <sub>8</sub>	+1,904	+1 <sup>1</sup> / <sub>2</sub>
Sept. 13	7,846	50,919	93 <sup>1</sup> / <sub>4</sub> - <sup>3</sup> / <sub>4</sub>	94 <sup>7</sup> / <sub>8</sub>	93	94 <sup>3</sup> / <sub>8</sub> - <sup>1</sup> / <sub>2</sub>	+1,914	+ <sup>1</sup> / <sub>4</sub>
Sept. 14	5,550	51,205	95-94 <sup>3</sup> / <sub>4</sub>	95 <sup>1</sup> / <sub>4</sub>	94 <sup>1</sup> / <sub>2</sub>	94 <sup>1</sup> / <sub>2</sub> - <sup>3</sup> / <sub>8</sub>	+376	- <sup>1</sup> / <sub>4</sub>
Sept. 16	14,281	52,076	94 <sup>7</sup> / <sub>8</sub> -95 <sup>1</sup> / <sub>8</sub>	96 <sup>5</sup> / <sub>8</sub>	94 <sup>3</sup> / <sub>4</sub>	96 <sup>1</sup> / <sub>2</sub> - <sup>3</sup> / <sub>8</sub>	+781	+2
Sept. 17	27,669	53,242	97 <sup>1</sup> / <sub>4</sub> - <sup>3</sup> / <sub>4</sub>	100 <sup>3</sup> / <sub>4</sub>	97 <sup>1</sup> / <sub>4</sub>	100 <sup>1</sup> / <sub>2</sub> - <sup>3</sup> / <sub>8</sub>	+1,106	+ <sup>1</sup> / <sub>4</sub>
Sept. 18	17,593	53,574	99 <sup>3</sup> / <sub>4</sub> - <sup>1</sup> / <sub>2</sub>	100	98 <sup>3</sup> / <sub>8</sub>	99 <sup>1</sup> / <sub>4</sub> - <sup>1</sup> / <sub>2</sub>	+332	-1 <sup>1</sup> / <sub>4</sub>
Sept. 19	23,655	55,893	101-101 <sup>3</sup> / <sub>4</sub>	102 <sup>1</sup> / <sub>2</sub>	101	101 <sup>5</sup> / <sub>8</sub> - <sup>1</sup> / <sub>2</sub>	+2,310	+2 <sup>1</sup> / <sub>4</sub>
Sept. 20	22,009	57,390	102-101 <sup>1</sup> / <sub>2</sub>	102	99 <sup>1</sup> / <sub>2</sub>	100 <sup>3</sup> / <sub>8</sub> - <sup>1</sup> / <sub>2</sub>	+1,497	- <sup>1</sup> / <sub>2</sub>
Sept. 21	9,999	58,601	99 <sup>3</sup> / <sub>4</sub> - <sup>1</sup> / <sub>4</sub>	100 <sup>1</sup> / <sub>2</sub>	98 <sup>3</sup> / <sub>4</sub>	99 <sup>3</sup> / <sub>8</sub> - <sup>1</sup> / <sub>2</sub>	+1,211	- <sup>1</sup> / <sub>4</sub>
Sept. 23	11,607	60,362	99 <sup>3</sup> / <sub>4</sub> - <sup>1</sup> / <sub>2</sub>	99 <sup>5</sup> / <sub>8</sub>	98 <sup>7</sup> / <sub>8</sub>	98 <sup>7</sup> / <sub>8</sub> - <sup>3</sup> / <sub>4</sub>	+1,701	- <sup>1</sup> / <sub>4</sub>
Sept. 24	10,988	61,409	98 <sup>1</sup> / <sub>2</sub> - <sup>3</sup> / <sub>4</sub>	100	98 <sup>1</sup> / <sub>2</sub>	98 <sup>5</sup> / <sub>8</sub> - <sup>3</sup> / <sub>4</sub>	+1,047	-
Sept. 25	12,436	62,235	98 <sup>3</sup> / <sub>4</sub>	99 <sup>1</sup> / <sub>2</sub>	97 <sup>1</sup> / <sub>2</sub>	98 <sup>5</sup> / <sub>8</sub> - <sup>1</sup> / <sub>2</sub>	+826	-
Sept. 26	8,868	63,190	98 <sup>3</sup> / <sub>4</sub> - <sup>7</sup> / <sub>4</sub>	98 <sup>7</sup> / <sub>8</sub>	97 <sup>7</sup> / <sub>8</sub>	98 <sup>1</sup> / <sub>2</sub> - <sup>3</sup> / <sub>8</sub>	+965	+1 <sup>1</sup> / <sub>2</sub>
Sept. 27	13,758	64,545	98 <sup>1</sup> / <sub>2</sub> - <sup>3</sup> / <sub>4</sub>	99 <sup>7</sup> / <sub>8</sub>	98 <sup>1</sup> / <sub>2</sub>	98 <sup>3</sup> / <sub>8</sub> - <sup>1</sup> / <sub>2</sub>	+1,355	+ <sup>1</sup> / <sub>2</sub>
Sept. 28	5,592	65,020	98 <sup>7</sup> / <sub>8</sub> - <sup>3</sup> / <sub>4</sub>	99 <sup>1</sup> / <sub>2</sub>	97 <sup>7</sup> / <sub>8</sub>	98-98 <sup>1</sup> / <sub>2</sub>	+475	- <sup>1</sup> / <sub>2</sub>
Sept. 30	11,221	65,876	99-99 <sup>1</sup> / <sub>4</sub>	99 <sup>3</sup> / <sub>4</sub>	98 <sup>3</sup> / <sub>4</sub>	99 <sup>3</sup> / <sub>8</sub> - <sup>1</sup> / <sub>2</sub>	+856	+1 <sup>1</sup> / <sub>4</sub>
Oct. 1	10,210	66,305	100-100 <sup>1</sup> / <sub>4</sub>	102	99 <sup>3</sup> / <sub>4</sub>	101 <sup>3</sup> / <sub>4</sub> - <sup>1</sup> / <sub>2</sub>	+420	+2 <sup>3</sup> / <sub>8</sub>
Oct. 2	41,140	66,548	102 <sup>3</sup> / <sub>4</sub> - <sup>1</sup> / <sub>2</sub>	103 <sup>7</sup> / <sub>8</sub>	101 <sup>3</sup> / <sub>8</sub>	102-105 <sup>7</sup> / <sub>8</sub>	+243	+4 <sup>1</sup> / <sub>2</sub>
Oct. 3	23,776	64,984	106-105 <sup>1</sup> / <sub>2</sub>	106 <sup>1</sup> / <sub>2</sub>	104 <sup>1</sup> / <sub>2</sub>	105 <sup>1</sup> / <sub>4</sub> - <sup>1</sup> / <sub>4</sub>	-1,504	-
Oct. 4	18,192	66,613	104-103 <sup>1</sup> / <sub>2</sub>	104 <sup>3</sup> / <sub>4</sub>	103 <sup>1</sup> / <sub>2</sub>	104 <sup>1</sup> / <sub>2</sub> - <sup>3</sup> / <sub>4</sub>	+1,629	+1 <sup>1</sup> / <sub>4</sub>
Oct. 5	18,536	67,393	104 <sup>1</sup> / <sub>2</sub> - <sup>3</sup> / <sub>4</sub>	107	104 <sup>3</sup> / <sub>4</sub>	106-106 <sup>3</sup> / <sub>8</sub>	+780	+1 <sup>1</sup> / <sub>4</sub>
Oct. 7	15,914	68,821	105 <sup>1</sup> / <sub>4</sub> -105	105 <sup>3</sup> / <sub>8</sub>	104 <sup>3</sup> / <sub>8</sub>	104 <sup>3</sup> / <sub>8</sub> - <sup>3</sup> / <sub>8</sub>	+1,428	-1 <sup>1</sup> / <sub>4</sub>
Oct. 8	17,200	69,138	104-103 <sup>3</sup> / <sub>8</sub>	104	102 <sup>3</sup> / <sub>8</sub>	103 <sup>3</sup> / <sub>4</sub> - <sup>1</sup> / <sub>2</sub>	+317	-
Oct. 9	12,347	69,791	102 <sup>3</sup> / <sub>8</sub> - <sup>1</sup> / <sub>2</sub>	104 <sup>1</sup> / <sub>2</sub>	102 <sup>3</sup> / <sub>8</sub>	103-103 <sup>1</sup> / <sub>2</sub>	+704	+1
Oct. 10	13,303	70,585	104-104 <sup>3</sup> / <sub>8</sub>	105	103 <sup>7</sup> / <sub>8</sub>	104 <sup>1</sup> / <sub>2</sub> - <sup>1</sup> / <sub>4</sub>	+553	-
Oct. 11	13,721	71,935	103 <sup>3</sup> / <sub>4</sub>	104 <sup>3</sup> / <sub>4</sub>	103 <sup>3</sup> / <sub>4</sub>	103 <sup>7</sup> / <sub>8</sub> - <sup>1</sup> / <sub>4</sub>	+1,350	-



TABLE 31.—Daily volume of trading, open commitments, opening, opening, high, low, and closing prices per bushel of May wheat futures on the Chicago Board of Trade, Jan. 3, 1933, to Dec. 31, 1935—Continued

1936 MAY FUTURE—Continued

Date	Volume of trading	Open commitments	Opening price	Range in price		Closing price	Net change from previous day	
				High	Low		Open commitments	Closing price
1935	1,000 bushels	1,000 bushels	Cents	Cents	Cents	Cents	1,000 bushels	Cents
Oct. 14	14,747	73,205	103 $\frac{3}{4}$ -1 $\frac{1}{2}$	103 $\frac{3}{4}$	101 $\frac{3}{4}$	101 $\frac{3}{4}$ -102	+1,270	-2 $\frac{1}{2}$
Oct. 15	11,019	74,101	102 $\frac{1}{2}$ -1 $\frac{1}{2}$	103 $\frac{3}{4}$	102 $\frac{1}{2}$	102 $\frac{1}{2}$ - $\frac{3}{4}$	+806	+ $\frac{1}{2}$
Oct. 16	34,269	74,249	103 $\frac{3}{4}$ -1 $\frac{1}{2}$	103 $\frac{3}{4}$	99 $\frac{3}{4}$	100-99 $\frac{3}{4}$	+148	-2 $\frac{1}{2}$
Oct. 17	12,717	74,095	100 $\frac{1}{2}$ - $\frac{3}{4}$	101 $\frac{1}{2}$	100 $\frac{1}{2}$	101 $\frac{1}{2}$ - $\frac{3}{4}$	-154	+1 $\frac{1}{2}$
Oct. 18	13,230	74,792	102 $\frac{1}{2}$ -1 $\frac{1}{2}$	102 $\frac{1}{2}$	100 $\frac{7}{8}$	101 $\frac{5}{8}$ - $\frac{3}{4}$	+607	-1 $\frac{1}{4}$
Oct. 19	15,725	75,226	99 $\frac{1}{4}$ -98	100 $\frac{1}{4}$	98	100 $\frac{1}{4}$ -99 $\frac{3}{4}$	+434	-1 $\frac{1}{2}$
Oct. 21	8,703	75,952	100 $\frac{1}{4}$ -99 $\frac{3}{4}$	100 $\frac{1}{4}$	99 $\frac{1}{2}$	100 $\frac{1}{4}$ -99 $\frac{3}{4}$	+720	+1 $\frac{1}{2}$
Oct. 22	5,381	76,256	99 $\frac{1}{2}$ -1 $\frac{1}{4}$	100 $\frac{1}{4}$	99 $\frac{1}{4}$	100-100 $\frac{1}{8}$	+304	-1 $\frac{1}{4}$
Oct. 23	9,018	76,934	99 $\frac{1}{2}$ - $\frac{3}{4}$	100 $\frac{1}{8}$	98 $\frac{3}{8}$	99 $\frac{1}{4}$ -99	+678	-1
Oct. 24	8,957	77,193	99 $\frac{1}{4}$ - $\frac{3}{4}$	99 $\frac{3}{8}$	98 $\frac{3}{8}$	98 $\frac{1}{2}$ -99	+259	-----
Oct. 25	9,539	77,327	99 $\frac{1}{4}$ -1 $\frac{1}{2}$	100	99 $\frac{3}{8}$	99 $\frac{1}{4}$ -100	+134	+1
Oct. 26	14,194	78,207	99 $\frac{1}{4}$ - $\frac{3}{4}$	99 $\frac{3}{8}$	97 $\frac{7}{8}$	98 $\frac{1}{4}$ -1 $\frac{1}{4}$	+880	-1 $\frac{1}{2}$
Oct. 28	17,757	78,740	98 $\frac{1}{4}$ -97 $\frac{1}{2}$	98 $\frac{3}{8}$	98 $\frac{3}{8}$	98 $\frac{3}{8}$ - $\frac{7}{8}$	+533	-1 $\frac{1}{2}$
Oct. 29	22,981	80,507	96 $\frac{1}{4}$ -1 $\frac{1}{2}$	98	95 $\frac{1}{2}$	97 $\frac{1}{4}$ -98	+1,767	+1 $\frac{1}{4}$
Oct. 30	16,004	80,997	97 $\frac{1}{2}$ -1 $\frac{1}{2}$	98	96 $\frac{3}{8}$	97 $\frac{1}{4}$ -97	+490	-1
Oct. 31	16,850	81,307	97 $\frac{1}{2}$ -98	98 $\frac{1}{8}$	97 $\frac{1}{8}$	98 $\frac{1}{4}$ -98	+400	+1
Nov. 1	11,790	81,666	98 $\frac{3}{4}$ -1 $\frac{1}{4}$	98 $\frac{3}{8}$	97 $\frac{1}{8}$	97 $\frac{1}{4}$ - $\frac{5}{8}$	+260	-1 $\frac{1}{2}$
Nov. 2	5,916	81,450	97 $\frac{3}{4}$ -1 $\frac{1}{2}$	98 $\frac{3}{8}$	97	97 $\frac{1}{2}$ -98	-216	+1 $\frac{1}{2}$
Nov. 4	7,102	82,212	97 $\frac{3}{4}$ - $\frac{5}{8}$	97 $\frac{7}{8}$	97	97 $\frac{3}{4}$ - $\frac{1}{2}$	+762	-1 $\frac{1}{2}$
Nov. 5	11,280	82,634	97 $\frac{1}{4}$ -97	97 $\frac{7}{8}$	96 $\frac{1}{4}$	96 $\frac{3}{4}$ - $\frac{1}{2}$	+422	- $\frac{3}{4}$
Nov. 6	8,263	83,133	97-97 $\frac{1}{2}$	97 $\frac{7}{8}$	97	97 $\frac{1}{2}$ - $\frac{3}{8}$	+499	+ $\frac{3}{4}$
Nov. 7	11,101	83,018	98-98 $\frac{1}{2}$	98 $\frac{1}{8}$	96 $\frac{3}{8}$	96 $\frac{3}{4}$ - $\frac{3}{8}$	+485	- $\frac{3}{4}$
Nov. 8	15,377	83,860	96 $\frac{1}{4}$ -1 $\frac{1}{2}$	97 $\frac{3}{8}$	95 $\frac{5}{8}$	97 $\frac{1}{4}$ - $\frac{3}{8}$	+242	+1 $\frac{1}{2}$
Nov. 9	5,153	83,060	96 $\frac{1}{2}$ - $\frac{3}{4}$	97	96 $\frac{1}{4}$	96 $\frac{3}{4}$ - $\frac{3}{4}$	-200	-1 $\frac{1}{2}$
Nov. 12	13,560	84,246	90 $\frac{1}{4}$ -96	96 $\frac{3}{8}$	95 $\frac{1}{4}$	95 $\frac{1}{2}$ -1 $\frac{1}{4}$	+586	-1 $\frac{1}{2}$
Nov. 13	20,423	84,551	94 $\frac{1}{4}$ - $\frac{3}{8}$	94 $\frac{3}{4}$	93 $\frac{7}{8}$	94 $\frac{3}{4}$ -1 $\frac{1}{4}$	+305	-1
Nov. 14	17,577	85,930	96 $\frac{1}{4}$ -1 $\frac{1}{2}$	96 $\frac{1}{2}$	95 $\frac{1}{2}$	96-95 $\frac{1}{2}$	+1,379	+1 $\frac{1}{4}$
Nov. 15	25,019	87,379	96-95 $\frac{5}{8}$	97 $\frac{3}{8}$	95 $\frac{1}{2}$	97 $\frac{1}{4}$ -97	+1,449	+1
Nov. 16	12,435	86,763	97 $\frac{1}{4}$ - $\frac{3}{8}$	97 $\frac{3}{8}$	96 $\frac{3}{8}$	96 $\frac{1}{2}$ - $\frac{3}{4}$	-616	-1 $\frac{1}{4}$
Nov. 18	15,712	86,849	96 $\frac{3}{4}$ -1 $\frac{1}{8}$	97 $\frac{1}{8}$	95 $\frac{7}{8}$	96 $\frac{3}{4}$ - $\frac{5}{8}$	+86	-----
Nov. 19	10,180	86,860	96 $\frac{3}{4}$ -1 $\frac{1}{4}$	97 $\frac{3}{8}$	96 $\frac{1}{4}$	97	+11	+1 $\frac{1}{4}$
Nov. 20	7,348	86,545	97 $\frac{1}{4}$ - $\frac{3}{8}$	97 $\frac{3}{8}$	96 $\frac{3}{8}$	96 $\frac{1}{2}$	-315	-1 $\frac{1}{2}$
Nov. 21	21,219	85,920	97 $\frac{1}{4}$ -1 $\frac{1}{2}$	98 $\frac{1}{8}$	97 $\frac{3}{8}$	98 $\frac{3}{8}$ - $\frac{7}{8}$	-625	+2 $\frac{1}{4}$
Nov. 22	17,560	85,910	99 $\frac{3}{4}$ -1 $\frac{1}{2}$	99 $\frac{3}{8}$	98 $\frac{3}{4}$	98 $\frac{1}{2}$ - $\frac{3}{8}$	-10	-1 $\frac{1}{4}$
Nov. 23	10,054	85,903	99-98 $\frac{7}{8}$	100 $\frac{1}{8}$	98	99 $\frac{1}{4}$ - $\frac{3}{8}$	-7	+1 $\frac{1}{4}$
Nov. 25	21,658	86,286	99 $\frac{1}{4}$ -100 $\frac{1}{4}$	100 $\frac{1}{4}$	98 $\frac{1}{2}$	98 $\frac{3}{4}$ - $\frac{5}{8}$	+383	-1
Nov. 26	18,910	86,448	98-97 $\frac{3}{8}$	98 $\frac{3}{8}$	97 $\frac{3}{8}$	97 $\frac{3}{4}$ - $\frac{1}{2}$	+162	-1 $\frac{1}{4}$
Nov. 27	11,032	87,331	97 $\frac{1}{2}$	98	96 $\frac{3}{4}$	97 $\frac{3}{4}$ -1 $\frac{1}{4}$	+883	- $\frac{3}{8}$
Nov. 29	10,867	88,367	97 $\frac{1}{2}$ - $\frac{3}{4}$	99 $\frac{1}{8}$	97 $\frac{1}{4}$	98 $\frac{1}{2}$ - $\frac{3}{8}$	+1,036	+1 $\frac{1}{4}$
Dec. 2	15,064	89,554	97 $\frac{3}{4}$ -1 $\frac{1}{2}$	97 $\frac{3}{4}$	96 $\frac{7}{8}$	97 $\frac{3}{4}$ -1 $\frac{1}{4}$	+1,187	-1 $\frac{1}{4}$
Dec. 3	13,708	89,370	97-96 $\frac{7}{8}$	97	96	96 $\frac{3}{4}$ - $\frac{1}{2}$	-184	- $\frac{3}{8}$
Dec. 4	8,376	89,270	96-95 $\frac{7}{8}$	96 $\frac{3}{8}$	95 $\frac{7}{8}$	96 $\frac{3}{4}$ - $\frac{3}{4}$	-100	+1 $\frac{1}{4}$
Dec. 5	16,477	89,741	96 $\frac{1}{2}$ - $\frac{3}{8}$	96 $\frac{3}{8}$	95 $\frac{3}{8}$	95 $\frac{3}{4}$ -1 $\frac{1}{2}$	+471	-1 $\frac{1}{4}$
Dec. 6	15,841	89,002	95 $\frac{1}{4}$	95 $\frac{1}{2}$	94 $\frac{5}{8}$	95 $\frac{3}{4}$ -1 $\frac{1}{4}$	-139	-1 $\frac{1}{4}$
Dec. 7	8,524	90,314	95 $\frac{1}{2}$ - $\frac{3}{8}$	96	95 $\frac{1}{4}$	95 $\frac{1}{2}$ - $\frac{3}{8}$	+712	+1 $\frac{1}{4}$
Dec. 9	12,200	90,002	94 $\frac{3}{4}$ -1 $\frac{1}{2}$	95 $\frac{1}{2}$	94 $\frac{3}{8}$	95 $\frac{3}{4}$ - $\frac{1}{2}$	-252	+1 $\frac{1}{4}$
Dec. 10	12,614	90,259	96 $\frac{1}{4}$ -1 $\frac{1}{4}$	96 $\frac{1}{4}$	94 $\frac{3}{4}$	94 $\frac{1}{2}$ -95	+197	- $\frac{3}{4}$
Dec. 11	15,402	90,212	94 $\frac{3}{4}$ -95	96 $\frac{1}{4}$	94 $\frac{3}{4}$	95 $\frac{1}{4}$ - $\frac{3}{4}$	-47	+ $\frac{3}{4}$
Dec. 12	14,502	90,308	95 $\frac{1}{2}$	95 $\frac{3}{4}$	94 $\frac{1}{2}$	95 $\frac{1}{2}$ -95	+184	- $\frac{3}{4}$
Dec. 13	11,428	90,403	95-94 $\frac{1}{8}$	95 $\frac{3}{4}$	94 $\frac{3}{4}$	95 $\frac{3}{4}$ -1 $\frac{1}{2}$	+7	+1 $\frac{1}{2}$
Dec. 14	36,689	90,507	99-100 $\frac{1}{2}$	100 $\frac{1}{2}$	99	100 $\frac{1}{2}$	+104	+5
Dec. 16	27,917	88,220	100-98 $\frac{1}{2}$	100 $\frac{1}{2}$	98 $\frac{1}{2}$	99-98 $\frac{3}{8}$	-2,287	-1 $\frac{1}{2}$
Dec. 17	20,570	87,642	99 $\frac{1}{2}$ -99	99 $\frac{1}{2}$	97 $\frac{1}{2}$	97 $\frac{3}{4}$ - $\frac{1}{2}$	-578	-1 $\frac{1}{2}$
Dec. 18	12,650	87,789	98 $\frac{1}{4}$ -97 $\frac{3}{8}$	98 $\frac{3}{4}$	97 $\frac{3}{8}$	98-97 $\frac{3}{8}$	+147	+1 $\frac{1}{2}$
Dec. 19	9,542	87,913	98 $\frac{1}{4}$ -96	99	98 $\frac{3}{8}$	98 $\frac{1}{2}$	+124	+1 $\frac{1}{2}$
Dec. 20	11,890	88,010	98 $\frac{1}{4}$ - $\frac{3}{8}$	99 $\frac{1}{4}$	98	99 $\frac{1}{4}$ -1 $\frac{1}{4}$	+97	+ $\frac{3}{4}$
Dec. 21	11,374	88,200	99 $\frac{1}{4}$ -99	99 $\frac{3}{8}$	98 $\frac{3}{8}$	99 $\frac{1}{4}$ -99	+199	-1 $\frac{1}{4}$
Dec. 23	9,308	88,307	99-99 $\frac{1}{8}$	99 $\frac{3}{8}$	98 $\frac{3}{4}$	99 $\frac{3}{4}$ - $\frac{3}{8}$	+98	+ $\frac{3}{4}$
Dec. 24	8,503	88,189	99 $\frac{3}{4}$ - $\frac{7}{8}$	100 $\frac{1}{4}$	99 $\frac{1}{4}$	99 $\frac{1}{2}$ - $\frac{3}{4}$	-118	-1 $\frac{1}{4}$
Dec. 25	7,427	88,704	99 $\frac{1}{4}$ - $\frac{3}{8}$	99 $\frac{3}{8}$	99	99 $\frac{1}{4}$ -1 $\frac{1}{4}$	+605	-1 $\frac{1}{4}$
Dec. 26	5,091	89,230	99 $\frac{3}{4}$ -1 $\frac{1}{2}$	99 $\frac{3}{8}$	98 $\frac{3}{8}$	99 $\frac{3}{4}$ - $\frac{1}{2}$	+436	+1 $\frac{1}{2}$
Dec. 27	10,466	88,908	100-100 $\frac{1}{8}$	100 $\frac{1}{4}$	99 $\frac{1}{2}$	99 $\frac{1}{4}$ -99	-322	- $\frac{5}{8}$
Dec. 28	6,204	88,339	98 $\frac{1}{4}$ - $\frac{1}{8}$	99 $\frac{3}{8}$	98 $\frac{1}{2}$	99 $\frac{3}{4}$ -1 $\frac{1}{4}$	-569	+1 $\frac{1}{2}$
Dec. 30	18,954	88,730	98 $\frac{3}{4}$ - $\frac{1}{8}$	100 $\frac{1}{2}$	99 $\frac{3}{8}$	100 $\frac{3}{4}$ - $\frac{3}{4}$	+391	-1 $\frac{1}{2}$
Dec. 31	17,078	87,620	101-101 $\frac{1}{4}$	101 $\frac{3}{4}$	100 $\frac{3}{8}$	101 $\frac{1}{2}$ - $\frac{3}{8}$	-1,110	+ $\frac{3}{4}$

TABLE 32.—Daily volume of trading, open commitments, opening, high, low, and closing prices per bushel of July wheat futures on the Chicago Board of Trade, Jan. 3, 1933, to Dec. 31, 1935<sup>1</sup>

1933 JULY FUTURE

Date	Volume of trading	Open commitments	Opening price	Range in price		Closing price	Net change from previous day	
				High	Low		Open commitments	Closing price
1933	1,000 bushels	1,000 bushels	Cents	Cents	Cents	Cents	1,000 bushels	Cents
Jan. 3	2,406	34,095	45½-½	45½	44½	44½-½	+225	-¼
Jan. 4	5,320	34,358	45½-¼	46½	45½	46-45½	+263	+½
Jan. 5	3,914	34,670	46½-¾	46½	45½	46½-½	+312	+½
Jan. 6	6,958	34,659	46½	47½	46½	47½-½	-11	+½
Jan. 7	5,939	34,387	48-48¼	48½	47½	48½-¾	-272	-¼
Jan. 9	5,908	34,437	48¼-¾	49	47½	47½-¾	+50	-¾
Jan. 10	5,968	34,001	47½-¾	50	47¼	50-49½	-436	+2½
Jan. 11	10,260	34,500	49½-¾	51¼	49½	49½-¾	+409	-½
Jan. 12	7,105	33,924	49½-¾	50	48½	48½-¾	-576	-1
Jan. 13	4,208	33,750	48½-¾	48½	47¾	48-47½	-174	-½
Jan. 14	3,492	34,128	47¾-¾	48¼	47½	47½-¾	+378	+½
Jan. 16	4,809	34,160	47½-¾	48	46½	46½-47	+41	-½
Jan. 17	2,605	34,185	46½-47	47½	46½	47½-¾	+16	+½
Jan. 18	4,413	34,498	47½-¾	47½	46½	46½-47	+313	-¾
Jan. 19	4,349	34,613	47½-¾	48¼	47½	47½-¾	+115	+½
Jan. 20	3,015	34,521	48½-¾	48½	47½	47½	-92	-½
Jan. 21	2,709	34,726	48	48½	46½	47 b	+205	-½
Jan. 23	1,460	34,836	47¼	47¾	47	47½-¾	+110	+½
Jan. 24	2,086	34,889	47½-48	48¼	47½	48-47½	+53	+¼
Jan. 25	1,736	34,837	48¼-¾	48½	47¾	48½-¾	-52	+½
Jan. 26	3,866	34,983	48½-¾	48½	47½	48-48½	+146	-½
Jan. 27	2,860	34,808	48	48½	47¼	48-47½	-175	-
Jan. 28	1,477	34,879	47¼-¾	47½	47¼	47½-½	+71	-½
Jan. 30	825	34,936	47½-¾	47½	47½	47½	+57	+¼
Jan. 31	1,620	34,648	47½-¾	48	47½	47½-48	-288	-½
Feb. 1	4,303	34,965	47½	48½	47	47½-¾	+317	+½
Feb. 2	2,143	34,984	47½-¾	47½	47¼	47½-¾	+19	-
Feb. 3	1,350	35,095	47¾	47¾	47½	47½-¾	+111	-¼
Feb. 4	2,785	35,056	47½-47	47½	46¾	47-46½	-39	-
Feb. 6	4,677	35,169	46½-47	48½	46½	48½-¾	+113	+¼
Feb. 7	3,513	35,120	48¼-¾	48½	47¾	48½-¾	-49	-
Feb. 8	5,356	35,306	48½-¾	49½	48½	48½-¾	+180	+½
Feb. 9	5,919	35,708	49½-¾	49½	48½	48½-¾	+402	-½
Feb. 10	1,923	36,112	48½	48½	48½	48½-¾	+404	-½
Feb. 11	2,702	36,475	48	48½	48	48½-¾	+303	+¼
Feb. 14	5,660	36,650	48½-¾	48½	47¾	47½-¾	+176	-1
Feb. 15	3,614	36,741	47¾-¾	48½	47¾	48½-48	+91	+½
Feb. 16	2,601	37,009	48½-¾	48½	47½	48½-¾	+298	+¼
Feb. 17	4,564	37,601	48½-¾	49	48	48½-¾	+502	+¼
Feb. 18	1,861	37,877	48½-¾	48½	48¼	48½-¾	+276	-½
Feb. 20	2,543	38,459	48½	48½	48	48½-¾	+582	-½
Feb. 21	2,724	38,840	48½-¾	48½	48½	48½-¾	+381	+½
Feb. 23	4,109	39,294	48½-¾	49	47½	48½-¾	+454	+½
Feb. 24	2,240	39,251	47½-48	48½	47½	48½-¾	-43	-½
Feb. 25	5,748	39,890	48½-48	48½	47	47½-¾	+639	-½
Feb. 27	2,698	39,720	47½	48	47½	47½-¾	-170	-½
Feb. 28	3,571	39,797	47¾	48½	47	47½-¾	+77	+½
Mar. 1	3,462	40,201	47½-¾	48½	47¼	47½-¾	+404	+½
Mar. 2	6,259	40,704	47½-¾	48¼	47	47½-¾	+413	+½
Mar. 3	13,381	40,502	47½-¾	49¾	47½	48½-¾	-202	+½
Mar. 16 <sup>2</sup>	3,676	40,262	53½	53½	53½	53½ b	-240	+½
Mar. 17	17,082	40,149	50-55¼	56	53¼	53½-¾	-113	-½
Mar. 18	6,142	40,708	53-52¾	53½	52½	53½-¾	+550	-½
Mar. 20	6,736	41,677	53-52¾	53½	52¾	52½-¾	+960	-¾
Mar. 21	8,060	42,380	52¼-¾	52¾	51½	52-52	+703	-½
Mar. 22	8,574	42,418	51¾-¾	51½	50¾	50¾-¾	+38	-¼
Mar. 23	9,026	42,376	52¾-¾	52¾	51¾	51½-¾	+42	+½
Mar. 24	5,960	43,359	51¾	52¼	50¾	52½-¾	+963	+¾
Mar. 25	8,967	44,031	51½-¾	53¼	51¾	53-52¾	+672	+¾
Mar. 27	5,347	44,510	52¾-¾	53	52¼	52¾-¾	+470	-½
Mar. 28	10,764	45,098	52¾-¾	54½	51¾	54-53½	+588	+½
Mar. 29	15,369	45,922	53¾-¾	55	53¼	54½-54	+824	-½
Mar. 30	7,749	45,898	54¼-¾	54½	53¾	53½-¾	-24	-
Mar. 31	10,325	46,060	53¾-¾	54½	53¾	54½-¾	+762	+¾
Apr. 1	9,409	47,124	54¼-¾	55¼	54½	54½-55	+464	+½
Apr. 3	18,543	48,843	55½-¾	56¾	55¾	56¾-½	+1,719	+½

<sup>1</sup> The equal sign (=), a, and b appearing as part of a price quotation indicate, respectively, a split quotation, asked price, and bid price.

<sup>2</sup> Chicago Board of Trade was closed from Mar. 4 to Mar. 15, 1933, inclusive, due to bank holiday.

<sup>3</sup> See text for explanation.

WHEAT FUTURES

TABLE 32.—Daily volume of trading, open commitments, opening, high, low, and closing prices per bushel of July wheat futures on the Chicago Board of Trade, Jan. 3, 1933, to Dec. 31, 1935—Continued

1933 JULY FUTURE—Continued

Date	Volume of trading	Open commitments	Opening price	Range in price		Closing price	Net change from previous day	
				High	Low		Open commitments	Closing price
1933	1,000 bushels	1,000 bushels	Cents	Cents	Cents	1,000 bushels	Cents	
Apr. 4	14, 835	49, 786	56 <sup>3</sup> / <sub>8</sub>	57 <sup>1</sup> / <sub>8</sub>	55 <sup>1</sup> / <sub>8</sub>	56 <sup>1</sup> / <sub>2</sub>	+043	- <sup>1</sup> / <sub>4</sub>
Apr. 5	23, 763	51, 408	56 <sup>3</sup> / <sub>8</sub>	57 <sup>1</sup> / <sub>8</sub>	56 <sup>1</sup> / <sub>2</sub>	57 <sup>3</sup> / <sub>8</sub>	+1, 622	+1 <sup>1</sup> / <sub>4</sub>
Apr. 6	26, 772	53, 004	58 <sup>1</sup> / <sub>2</sub>	59 <sup>1</sup> / <sub>2</sub>	58 <sup>1</sup> / <sub>2</sub>	58 <sup>1</sup> / <sub>2</sub>	+1, 596	+1
Apr. 7	20, 307	53, 064	59-58 <sup>1</sup> / <sub>8</sub>	50	57 <sup>1</sup> / <sub>2</sub>	58 <sup>3</sup> / <sub>8</sub>	+80	-----
Apr. 8	15, 494	54, 221	58-57 <sup>1</sup> / <sub>8</sub>	58 <sup>5</sup> / <sub>8</sub>	57 <sup>1</sup> / <sub>2</sub>	57 <sup>3</sup> / <sub>4</sub>	+1, 157	- <sup>3</sup> / <sub>4</sub>
Apr. 10	22, 166	53, 536	58-58 <sup>3</sup> / <sub>8</sub>	59 <sup>1</sup> / <sub>8</sub>	58	59-59 <sup>1</sup> / <sub>8</sub>	-685	+1 <sup>1</sup> / <sub>4</sub>
Apr. 11	27, 976	54, 422	60 <sup>3</sup> / <sub>4</sub>	61 <sup>1</sup> / <sub>4</sub>	60	61-61 <sup>1</sup> / <sub>4</sub>	+886	+2 <sup>1</sup> / <sub>8</sub>
Apr. 12	25, 466	55, 865	60 <sup>1</sup> / <sub>2</sub>	60 <sup>3</sup> / <sub>8</sub>	59 <sup>1</sup> / <sub>2</sub>	59 <sup>3</sup> / <sub>4</sub>	+1, 443	-1 <sup>1</sup> / <sub>8</sub>
Apr. 13	37, 857	57, 234	59 <sup>1</sup> / <sub>2</sub>	62 <sup>1</sup> / <sub>8</sub>	59 <sup>3</sup> / <sub>8</sub>	61 <sup>1</sup> / <sub>2</sub>	+1, 369	+1 <sup>1</sup> / <sub>8</sub>
Apr. 15	27, 402	59, 156	62-62 <sup>3</sup> / <sub>8</sub>	63 <sup>3</sup> / <sub>8</sub>	62	62 <sup>5</sup> / <sub>8</sub>	+1, 922	+1 <sup>1</sup> / <sub>8</sub>
Apr. 17	23, 468	59, 756	62-61 <sup>3</sup> / <sub>4</sub>	62 <sup>3</sup> / <sub>8</sub>	61 <sup>3</sup> / <sub>8</sub>	62 <sup>1</sup> / <sub>2</sub>	+600	- <sup>1</sup> / <sub>2</sub>
Apr. 18	32, 640	59, 704	61 <sup>3</sup> / <sub>4</sub>	64 <sup>1</sup> / <sub>8</sub>	61 <sup>3</sup> / <sub>8</sub>	64 <sup>1</sup> / <sub>2</sub>	-52	+1 <sup>3</sup> / <sub>4</sub>
Apr. 19	61, 130	58, 657	65 <sup>1</sup> / <sub>8</sub>	68 <sup>3</sup> / <sub>8</sub>	68 <sup>3</sup> / <sub>8</sub>	65 <sup>1</sup> / <sub>2</sub>	-1, 047	+2
Apr. 20	42, 311	58, 946	69-70	70	68	68 <sup>1</sup> / <sub>2</sub>	+289	+2 <sup>1</sup> / <sub>4</sub>
Apr. 21	34, 641	59, 230	67 <sup>1</sup> / <sub>2</sub> -67	68 <sup>3</sup> / <sub>4</sub>	66 <sup>1</sup> / <sub>2</sub>	66 <sup>3</sup> / <sub>4</sub>	+284	-1 <sup>1</sup> / <sub>2</sub>
Apr. 22	34, 048	59, 760	66 <sup>1</sup> / <sub>2</sub> -66	69	68 <sup>3</sup> / <sub>8</sub>	68 <sup>3</sup> / <sub>8</sub>	+530	+2 <sup>1</sup> / <sub>4</sub>
Apr. 24	41, 971	60, 845	70 <sup>1</sup> / <sub>2</sub> -70	70 <sup>3</sup> / <sub>8</sub>	68 <sup>3</sup> / <sub>8</sub>	70 <sup>3</sup> / <sub>8</sub>	+1, 085	+1 <sup>1</sup> / <sub>4</sub>
Apr. 25	28, 879	61, 176	69 <sup>1</sup> / <sub>2</sub> -68 <sup>1</sup> / <sub>2</sub>	70	68	68 <sup>1</sup> / <sub>2</sub>	+331	-2 <sup>1</sup> / <sub>4</sub>
Apr. 26	31, 037	63, 632	68-67 <sup>3</sup> / <sub>8</sub>	69 <sup>1</sup> / <sub>8</sub>	67 <sup>1</sup> / <sub>2</sub>	68 <sup>1</sup> / <sub>2</sub>	+2, 456	+1 <sup>1</sup> / <sub>2</sub>
Apr. 27	20, 497	64, 124	68 <sup>3</sup> / <sub>8</sub> -68	69 <sup>1</sup> / <sub>4</sub>	67 <sup>3</sup> / <sub>8</sub>	67 <sup>3</sup> / <sub>8</sub>	+492	- <sup>3</sup> / <sub>8</sub>
Apr. 28	32, 631	65, 662	67 <sup>1</sup> / <sub>2</sub> -67	67 <sup>1</sup> / <sub>2</sub>	66	66 <sup>1</sup> / <sub>2</sub>	+1, 538	-1 <sup>5</sup> / <sub>8</sub>
Apr. 29	48, 900	63, 817	68-70	72	68	71 <sup>5</sup> / <sub>8</sub>	-1, 845	+5 <sup>1</sup> / <sub>2</sub>
May 1	37, 412	62, 505	72-73	73	71	71 <sup>3</sup> / <sub>8</sub>	-1, 312	- <sup>1</sup> / <sub>2</sub>
May 2	36, 814	62, 554	71-70 <sup>3</sup> / <sub>8</sub>	73 <sup>1</sup> / <sub>4</sub>	70 <sup>3</sup> / <sub>8</sub>	72 <sup>1</sup> / <sub>2</sub>	+49	+1 <sup>1</sup> / <sub>4</sub>
May 3	42, 826	60, 383	73-73 <sup>1</sup> / <sub>2</sub>	74 <sup>3</sup> / <sub>4</sub>	72 <sup>1</sup> / <sub>2</sub>	72 <sup>1</sup> / <sub>2</sub>	-2, 171	-----
May 4	28, 851	61, 515	72 <sup>1</sup> / <sub>2</sub> -72	74	72 <sup>1</sup> / <sub>4</sub>	73 <sup>3</sup> / <sub>4</sub>	+1, 132	+1 <sup>1</sup> / <sub>2</sub>
May 5	25, 483	60, 569	74 <sup>3</sup> / <sub>4</sub> -74	75	73 <sup>1</sup> / <sub>8</sub>	74 <sup>3</sup> / <sub>4</sub>	-946	+ <sup>1</sup> / <sub>2</sub>
May 6	25, 987	60, 563	74 <sup>5</sup> / <sub>8</sub> -74	75	75	74-74 <sup>1</sup> / <sub>2</sub>	-16	- <sup>3</sup> / <sub>2</sub>
May 8	22, 678	61, 208	74-74 <sup>1</sup> / <sub>2</sub>	74 <sup>3</sup> / <sub>4</sub>	73	73 <sup>1</sup> / <sub>4</sub>	+655	- <sup>3</sup> / <sub>2</sub>
May 9	35, 687	61, 081	72 <sup>1</sup> / <sub>2</sub> -72	72 <sup>3</sup> / <sub>4</sub>	70 <sup>3</sup> / <sub>4</sub>	70 <sup>3</sup> / <sub>4</sub>	-127	-2 <sup>3</sup> / <sub>8</sub>
May 10	25, 873	62, 202	71 <sup>3</sup> / <sub>4</sub> -72 <sup>1</sup> / <sub>4</sub>	72 <sup>3</sup> / <sub>4</sub>	71 <sup>3</sup> / <sub>4</sub>	72 <sup>3</sup> / <sub>4</sub>	+1, 121	+1 <sup>3</sup> / <sub>8</sub>
May 11	35, 728	59, 873	74 <sup>1</sup> / <sub>2</sub> -74	75 <sup>1</sup> / <sub>2</sub>	74 <sup>1</sup> / <sub>2</sub>	75 <sup>1</sup> / <sub>2</sub>	-2, 329	+2 <sup>3</sup> / <sub>4</sub>
May 12	29, 002	59, 514	75-74 <sup>3</sup> / <sub>4</sub>	75 <sup>3</sup> / <sub>4</sub>	73 <sup>3</sup> / <sub>4</sub>	74 <sup>1</sup> / <sub>2</sub>	-359	-----
May 13	14, 816	59, 675	75-74 <sup>3</sup> / <sub>4</sub>	75 <sup>1</sup> / <sub>4</sub>	74	74 <sup>3</sup> / <sub>8</sub>	+161	- <sup>3</sup> / <sub>4</sub>
May 15	12, 934	60, 052	73 <sup>1</sup> / <sub>2</sub> -74	73 <sup>3</sup> / <sub>8</sub>	73	73 <sup>3</sup> / <sub>8</sub>	+377	-1 <sup>1</sup> / <sub>2</sub>
May 16	15, 636	60, 115	73 <sup>1</sup> / <sub>2</sub> -73	73 <sup>5</sup> / <sub>8</sub>	72 <sup>3</sup> / <sub>8</sub>	73 <sup>3</sup> / <sub>8</sub>	+63	- <sup>1</sup> / <sub>2</sub>
May 17	15, 929	59, 246	73 <sup>1</sup> / <sub>2</sub> -73	74 <sup>1</sup> / <sub>2</sub>	73 <sup>1</sup> / <sub>4</sub>	73 <sup>1</sup> / <sub>4</sub>	-869	+ <sup>1</sup> / <sub>2</sub>
May 18	22, 477	58, 828	73 <sup>3</sup> / <sub>4</sub> -74	74 <sup>1</sup> / <sub>2</sub>	72 <sup>1</sup> / <sub>4</sub>	72 <sup>3</sup> / <sub>4</sub>	-418	-1 <sup>1</sup> / <sub>2</sub>
May 19	19, 297	57, 205	72-71 <sup>3</sup> / <sub>4</sub>	72 <sup>3</sup> / <sub>8</sub>	71	71 <sup>1</sup> / <sub>8</sub>	-1, 203	- <sup>1</sup> / <sub>2</sub>
May 20	24, 700	56, 167	71 <sup>3</sup> / <sub>8</sub> -71	71 <sup>3</sup> / <sub>8</sub>	69 <sup>3</sup> / <sub>8</sub>	70 <sup>1</sup> / <sub>2</sub>	-1, 038	-1 <sup>1</sup> / <sub>8</sub>
May 22	26, 547	54, 634	70 <sup>1</sup> / <sub>2</sub> -70	70 <sup>1</sup> / <sub>2</sub>	68 <sup>3</sup> / <sub>8</sub>	68 <sup>3</sup> / <sub>8</sub>	-1, 533	-1 <sup>1</sup> / <sub>8</sub>
May 23	25, 027	54, 275	69 <sup>1</sup> / <sub>2</sub> -70	70 <sup>3</sup> / <sub>8</sub>	69 <sup>1</sup> / <sub>2</sub>	70 <sup>5</sup> / <sub>8</sub>	-359	+2
May 24	21, 983	52, 230	71 <sup>1</sup> / <sub>2</sub> -71	72 <sup>3</sup> / <sub>4</sub>	71 <sup>1</sup> / <sub>2</sub>	72 <sup>1</sup> / <sub>2</sub>	-2, 045	+1 <sup>3</sup> / <sub>4</sub>
May 25	17, 938	51, 023	71 <sup>3</sup> / <sub>4</sub> -71	71 <sup>3</sup> / <sub>4</sub>	70 <sup>1</sup> / <sub>2</sub>	71 <sup>1</sup> / <sub>2</sub>	-307	-1
May 26	14, 068	51, 568	71 <sup>3</sup> / <sub>4</sub> -71	72 <sup>1</sup> / <sub>4</sub>	70 <sup>1</sup> / <sub>4</sub>	72 <sup>1</sup> / <sub>4</sub>	-355	+1
May 27	27, 230	49, 020	74 <sup>3</sup> / <sub>4</sub> -75 <sup>1</sup> / <sub>2</sub>	75 <sup>1</sup> / <sub>2</sub>	74 <sup>1</sup> / <sub>4</sub>	74 <sup>3</sup> / <sub>4</sub>	-2, 548	+2 <sup>3</sup> / <sub>8</sub>
May 29	15, 686	47, 557	74-73 <sup>3</sup> / <sub>8</sub>	75 <sup>1</sup> / <sub>4</sub>	73 <sup>3</sup> / <sub>8</sub>	74 <sup>3</sup> / <sub>8</sub>	-1, 463	- <sup>1</sup> / <sub>4</sub>
May 31	12, 103	45, 449	74 <sup>5</sup> / <sub>8</sub> -75	75 <sup>1</sup> / <sub>4</sub>	73 <sup>3</sup> / <sub>8</sub>	73 <sup>3</sup> / <sub>8</sub>	-2, 108	- <sup>3</sup> / <sub>4</sub>
June 1	10, 568	44, 439	72 <sup>3</sup> / <sub>8</sub> -74	73 <sup>3</sup> / <sub>4</sub>	72 <sup>3</sup> / <sub>4</sub>	73 <sup>3</sup> / <sub>8</sub>	-1, 010	-----
June 2	7, 020	43, 187	73 <sup>1</sup> / <sub>2</sub> -74	74 <sup>3</sup> / <sub>8</sub>	73 <sup>3</sup> / <sub>8</sub>	74 <sup>3</sup> / <sub>8</sub>	-1, 252	-----
June 3	8, 353	41, 968	73 <sup>1</sup> / <sub>2</sub> -74	73 <sup>1</sup> / <sub>2</sub>	72	72 <sup>1</sup> / <sub>2</sub>	-1, 219	-1 <sup>1</sup> / <sub>4</sub>
June 6	8, 960	40, 240	72 <sup>3</sup> / <sub>8</sub> -72	73 <sup>3</sup> / <sub>8</sub>	71 <sup>3</sup> / <sub>8</sub>	73 <sup>1</sup> / <sub>4</sub>	-1, 728	+2
June 7	6, 661	38, 766	74	74 <sup>1</sup> / <sub>8</sub>	73	73-73 <sup>1</sup> / <sub>8</sub>	-1, 474	- <sup>1</sup> / <sub>2</sub>
June 8	6, 941	37, 706	73 <sup>1</sup> / <sub>4</sub>	74 <sup>1</sup> / <sub>4</sub>	73	74 <sup>1</sup> / <sub>8</sub>	+1, 070	+ <sup>1</sup> / <sub>2</sub>
June 9	3, 478	36, 913	74 <sup>1</sup> / <sub>2</sub> -74	74 <sup>5</sup> / <sub>8</sub>	73 <sup>3</sup> / <sub>8</sub>	73 <sup>3</sup> / <sub>8</sub>	-793	-1 <sup>1</sup> / <sub>2</sub>
June 10	8, 989	34, 524	73 <sup>1</sup> / <sub>4</sub> -73	75 <sup>1</sup> / <sub>2</sub>	73 <sup>1</sup> / <sub>4</sub>	75 <sup>3</sup> / <sub>8</sub>	-2, 389	+1 <sup>3</sup> / <sub>4</sub>
June 12	8, 537	31, 494	75 <sup>3</sup> / <sub>8</sub> -76	76 <sup>1</sup> / <sub>8</sub>	75 <sup>3</sup> / <sub>8</sub>	76 <sup>3</sup> / <sub>8</sub>	-3, 030	+1 <sup>1</sup> / <sub>2</sub>
June 13	9, 194	28, 456	76-76 <sup>1</sup> / <sub>2</sub>	77 <sup>3</sup> / <sub>8</sub>	75 <sup>3</sup> / <sub>8</sub>	77 <sup>3</sup> / <sub>8</sub>	-3, 038	+1
June 14	4, 863	27, 542	77 <sup>1</sup> / <sub>2</sub> -77	77 <sup>3</sup> / <sub>4</sub>	76 <sup>3</sup> / <sub>8</sub>	77 <sup>1</sup> / <sub>2</sub>	-914	- <sup>1</sup> / <sub>2</sub>
June 15	5, 304	26, 100	76 <sup>1</sup> / <sub>2</sub>	76 <sup>3</sup> / <sub>4</sub>	75 <sup>3</sup> / <sub>8</sub>	75 <sup>3</sup> / <sub>8</sub>	-1, 442	-1 <sup>1</sup> / <sub>2</sub>
June 16	4, 613	25, 163	74 <sup>3</sup> / <sub>4</sub> -74	75 <sup>3</sup> / <sub>4</sub>	74	74 <sup>1</sup> / <sub>2</sub>	-937	-1 <sup>1</sup> / <sub>4</sub>
June 17	4, 471	23, 415	74	74 <sup>3</sup> / <sub>8</sub>	73	73 <sup>3</sup> / <sub>8</sub>	-1, 748	- <sup>5</sup> / <sub>8</sub>
June 19	2, 822	22, 147	73 <sup>1</sup> / <sub>4</sub> -73	74	72 <sup>1</sup> / <sub>4</sub>	73 <sup>3</sup> / <sub>8</sub>	-1, 268	+1 <sup>1</sup> / <sub>8</sub>
June 20	4, 749	19, 416	75 <sup>3</sup> / <sub>4</sub>	77 <sup>1</sup> / <sub>8</sub>	75 <sup>3</sup> / <sub>8</sub>	76 <sup>3</sup> / <sub>8</sub>	-2, 731	+2 <sup>3</sup> / <sub>4</sub>
June 21	3, 297	17, 873	76 <sup>3</sup> / <sub>4</sub> -77 <sup>1</sup> / <sub>4</sub>	77 <sup>3</sup> / <sub>8</sub>	75 <sup>3</sup> / <sub>8</sub>	75 <sup>3</sup> / <sub>8</sub>	-1, 543	-1
June 22	6, 048	14, 420	76 <sup>3</sup> / <sub>8</sub> -76	77 <sup>3</sup> / <sub>8</sub>	75 <sup>3</sup> / <sub>8</sub>	77 <sup>3</sup> / <sub>8</sub>	-3, 453	+2
June 23	3, 515	12, 852	76 <sup>3</sup> / <sub>8</sub> -78 <sup>3</sup> / <sub>8</sub>	78 <sup>3</sup> / <sub>8</sub>	77 <sup>3</sup> / <sub>8</sub>	78 <sup>1</sup> / <sub>4</sub>	-1, 568	+1 <sup>1</sup> / <sub>2</sub>
June 24	4, 314	11, 539	77 <sup>3</sup> / <sub>4</sub> -77	80 <sup>1</sup> / <sub>4</sub>	77 <sup>3</sup> / <sub>4</sub>	79 <sup>3</sup> / <sub>8</sub>	-1, 313	+1 <sup>3</sup> / <sub>4</sub>
June 26	3, 096	10, 625	80 <sup>1</sup> / <sub>2</sub> -80	83	80 <sup>3</sup> / <sub>8</sub>	82 <sup>1</sup> / <sub>2</sub>	-914	+2 <sup>3</sup> / <sub>4</sub>
June 27	4, 232	9, 063	84-84 <sup>1</sup> / <sub>2</sub>	89 <sup>3</sup> / <sub>8</sub>	84	89 <sup>3</sup> / <sub>8</sub>	-1, 562	+7
	2, 513	8, 491	92 <sup>3</sup> / <sub>4</sub>	96 <sup>1</sup> / <sub>4</sub>	91	95 <sup>1</sup> / <sub>2</sub>	-572	+6

TABLE 32.—Daily volume of trading, open commitments, opening, high, low, and closing prices per bushel of July wheat futures on the Chicago Board of Trade, Jan. 3, 1933, to Dec. 31, 1935—Continued

1933 JULY FUTURE—Continued

Date	Volume of trading	Open commitments	Opening price	Range in price		Closing price	Net change from previous day	
				High	Low		Open commitments	Closing price
1933	1,000 bushels	1,000 bushels	Cents	Cents	Cents	1,000 bushels	Cents	
June 28	2,435	7,914	94-89	94½	89	89½-¾	-577	-5½
June 29	2,085	7,112	89½-90	91	87½	90½-½	-802	+½
June 30	2,918	5,364	89-89½	91¾	88¾	90¾-½	-1,748	+¾
July 1	1,898	4,537	93-93½	94½	93	93½-¾	-827	+¾
July 3	678	4,284	97	98½	96½	98-97½	-253	+4½
July 5	563	3,900	90½	90¾	96½	96½	-384	-1
July 6	421	3,313	96¾	98¾	96¾	98	-587	+1½
July 7	582	3,149	99¾	100½	96½	99¾-½	-164	-1½
July 8	255	3,121	96¼	99½	96¼	99½	-28	+2¼
July 10	209	3,065	98¾	101	98¾	100¾a	-56	+1½
July 11	661	2,553	102¼	104½	102	104½	-512	+3¾
July 12	608	2,387	103¾	106¾	103¾	106¾-¼	-166	+1¼
July 13	281	2,281	106½	108¾	104½	105½	-106	-1½
July 14	220	2,189	104¾	108½	104¾	108½	-92	+3
July 15	189	2,014	109½	113½	109½	112½	-175	+4¼
July 17	328	1,761	113¾	117	113¾	116	-253	+3½
July 18	400	1,609	117¼-116½	117¾	114	114½b	-152	-1½
July 19	298	1,490	114¾	114¾	104	105	-119	-9½
July 20	642	1,098	102½-100	105¾	90	90	-392	-15
July 22	20	1,086	(1)	(1)	(1)	(1)	-12	(1)
July 24	418	974	91	91½	90	90a	-112	-----
July 25	168	682	90¼	92¾	90	91¼	-292	+1½
July 26	364	836	93¼	96½	93¼	96½-½	+154	+5¼
July 27	138	582	102	104	100	104	-254	+7¼
July 28	70	526	100½	102¼	99	99a	-56	-6
July 29	138	497	97	97¾	94	94a	-29	-5
July 31	330	-----	92¾	92¾	89¼	89½	-497	-4½

1934 JULY FUTURE

1933								
Oct. 2	300	213	93¾	93½	92	92	+213	-----
Oct. 3	199	296	91½	92½	91½	91½-¾	+83	-¼
Oct. 4	370	475	92½	92½	92	93¾-½	+170	+1¼
Oct. 5	658	794	93¼-93	93¼	91½	91¾	+319	-1½
Oct. 6	767	1,057	91¼-½	91½	87	87¾-88	+263	-3½
Oct. 7	472	1,140	88½-¾	89½	86½	89¼	+83	+1½
Oct. 9	442	1,218	89¼-80	89½	87½	88½	+78	-1½
Oct. 10	700	1,460	87½-¾	88	85½	86½-½	+242	-1½
Oct. 11	879	1,857	85½	86½	85½	85½	+397	-1½
Oct. 13	1,451	2,167	84¼-83	84¼	80½	80¾a	+310	-5
Oct. 14	1,565	2,036	78	79	75½	79¼	+460	-4¾
Oct. 16	1,364	2,964	76½	78¾	72	72	+328	-----
Oct. 17	1,578	3,154	75-75½	77	70½	77b	+190	+6
Oct. 18	2,303	3,675	77-77½	80	77	80-79¾	+521	+2½
Oct. 19	1,157	3,711	77¾	80¼	77½	78¾	+36	-1½
Oct. 20	2,272	4,105	77-77¼	83¾	77	82¾	+394	+4
Oct. 21	1,163	4,155	84½-¾	84¾	82½	83-83½	+50	+¼
Oct. 23	1,250	4,209	86	87¼	85¼	87	+144	+1
Oct. 24	1,361	4,539	86½	87½	84½	85½-½	+190	-1½
Oct. 25	1,823	4,729	87¼	89¼	86½	88½	+240	+3
Oct. 26	1,575	5,140	87¾-87	88¼	85½	85½	+411	-3
Oct. 27	1,604	5,532	85¼-½	89½	84½	89½-80	+392	+3½
Oct. 28	1,174	5,745	88½-88	88½	86¾	88¼-½	+213	-1½
Oct. 30	2,205	6,473	90	90	86¼	87-80¾	+728	-1½
Oct. 31	1,720	6,736	87	88	85	85¼-½	+263	-2
Nov. 1	2,827	6,875	85¼-½	86¼	81¼	83¾-¼	+139	+2¼
Nov. 2	1,877	6,888	85½-¼	86¼	83¾	85½-½	+13	+2½
Nov. 3	1,402	6,937	86¾	87½	85½	87½	+40	-½
Nov. 4	888	6,928	86¾-½	88¾	86½	87¾-½	-9	-1½
Nov. 6	1,375	7,278	87½	88	85½	86¾-85½	+350	+2½
Nov. 7	910	7,029	85¼-¾	85	84¾	86	-240	+2¼
Nov. 8	1,201	7,087	86¼-86	89½	86	88¾-¼	+58	+1
Nov. 9	3,086	7,672	90¾-½	92½	90½	92¼	+585	+1½
Nov. 10	1,972	7,829	92-91¾	92	90½	90¾-½	+157	+1¼
Nov. 13	1,711	8,404	93-93¼	93¼	91¾	92½-½	+575	-----

\* Chicago Board of Trade was closed July 21 and July 22, 1933, by order of the directors of the exchange, except for 15 minutes on July 22, devoted to the exercising of weekly privileges and the adjustment of trades.

TABLE 32.—Daily volume of trading, open commitments, opening, high, low, and closing prices per bushel of July wheat futures on the Chicago Board of Trade, Jan. 3, 1933, to Dec. 31, 1935—Continued

1934 JULY FUTURE—Continued

Date	Volume of trading	Open commitments	Opening price	Range in price		Closing price	Net change from previous day	
				High	Low		Open commitments	Closing price
1933								
Nov. 14.	2,609	8,970	92 <sup>3</sup> / <sub>4</sub> -93	94 <sup>1</sup> / <sub>2</sub>	92 <sup>3</sup> / <sub>4</sub>	92 <sup>3</sup> / <sub>4</sub> - <sup>3</sup> / <sub>4</sub>	+566	+ <sup>1</sup> / <sub>4</sub>
Nov. 15.	3,020	9,491	91 <sup>1</sup> / <sub>2</sub> -92	92 <sup>1</sup> / <sub>2</sub>	90	90 <sup>3</sup> / <sub>4</sub> - <sup>1</sup> / <sub>2</sub>	+521	-2 <sup>1</sup> / <sub>4</sub>
Nov. 16.	2,794	9,181	90 <sup>3</sup> / <sub>4</sub> -91	92 <sup>3</sup> / <sub>4</sub>	89 <sup>1</sup> / <sub>2</sub>	92 <sup>1</sup> / <sub>2</sub> - <sup>3</sup> / <sub>4</sub>	+310	+2
Nov. 17.	2,474	10,148	93-92 <sup>1</sup> / <sub>2</sub>	93	90 <sup>1</sup> / <sub>2</sub>	91-90 <sup>1</sup> / <sub>2</sub>	+347	-1 <sup>1</sup> / <sub>2</sub>
Nov. 18.	3,042	10,609	91 <sup>1</sup> / <sub>2</sub> - <sup>3</sup> / <sub>4</sub>	91 <sup>3</sup> / <sub>4</sub>	88 <sup>1</sup> / <sub>2</sub>	85 <sup>3</sup> / <sub>4</sub> - <sup>1</sup> / <sub>2</sub>	+461	-2 <sup>3</sup> / <sub>4</sub>
Nov. 20.	3,082	11,064	89 <sup>1</sup> / <sub>2</sub> - <sup>3</sup> / <sub>4</sub>	91 <sup>3</sup> / <sub>4</sub>	88 <sup>1</sup> / <sub>2</sub>	91 <sup>3</sup> / <sub>4</sub> - <sup>1</sup> / <sub>2</sub>	+455	+3 <sup>3</sup> / <sub>4</sub>
Nov. 21.	4,202	12,232	92-91 <sup>1</sup> / <sub>2</sub>	92 <sup>1</sup> / <sub>2</sub>	90 <sup>1</sup> / <sub>2</sub>	91 <sup>3</sup> / <sub>4</sub> - <sup>1</sup> / <sub>2</sub>	+1,168	-----
Nov. 22.	3,565	13,044	90 <sup>3</sup> / <sub>4</sub> - <sup>1</sup> / <sub>2</sub>	91 <sup>1</sup> / <sub>2</sub>	89 <sup>1</sup> / <sub>2</sub>	90 <sup>1</sup> / <sub>2</sub> - <sup>1</sup> / <sub>2</sub>	+812	-1 <sup>1</sup> / <sub>4</sub>
Nov. 23.	4,182	13,206	89 <sup>1</sup> / <sub>2</sub> - <sup>1</sup> / <sub>2</sub>	89 <sup>1</sup> / <sub>2</sub>	86 <sup>1</sup> / <sub>2</sub>	86 <sup>1</sup> / <sub>2</sub> - <sup>3</sup> / <sub>4</sub>	+252	-3 <sup>1</sup> / <sub>2</sub>
Nov. 24.	3,884	13,620	87 <sup>1</sup> / <sub>2</sub> - <sup>3</sup> / <sub>4</sub>	88 <sup>1</sup> / <sub>2</sub>	86	88 <sup>1</sup> / <sub>2</sub> -88	+324	+1 <sup>1</sup> / <sub>4</sub>
Nov. 25.	2,420	13,901	87-86 <sup>1</sup> / <sub>2</sub>	87 <sup>1</sup> / <sub>2</sub>	85 <sup>1</sup> / <sub>2</sub>	85 <sup>3</sup> / <sub>4</sub> - <sup>1</sup> / <sub>2</sub>	+261	-2 <sup>1</sup> / <sub>2</sub>
Nov. 27.	4,806	14,596	85-85 <sup>1</sup> / <sub>2</sub>	86 <sup>1</sup> / <sub>2</sub>	83 <sup>1</sup> / <sub>2</sub>	85-84 <sup>1</sup> / <sub>2</sub>	+695	- <sup>1</sup> / <sub>2</sub>
Nov. 28.	4,423	15,525	85 <sup>1</sup> / <sub>2</sub> - <sup>3</sup> / <sub>4</sub>	86 <sup>3</sup> / <sub>4</sub>	85	85 <sup>3</sup> / <sub>4</sub> - <sup>3</sup> / <sub>4</sub>	+929	+ <sup>1</sup> / <sub>2</sub>
Nov. 29.	4,178	16,870	86 <sup>3</sup> / <sub>4</sub> - <sup>1</sup> / <sub>2</sub>	87 <sup>1</sup> / <sub>2</sub>	86 <sup>3</sup> / <sub>4</sub>	87 <sup>1</sup> / <sub>2</sub> - <sup>3</sup> / <sub>4</sub>	+1,345	+2
Dec. 1.	3,547	17,667	87-87 <sup>1</sup> / <sub>2</sub>	87 <sup>1</sup> / <sub>2</sub>	85	85-85 <sup>1</sup> / <sub>4</sub>	+797	-2 <sup>1</sup> / <sub>2</sub>
Dec. 2.	4,585	18,289	84 <sup>1</sup> / <sub>2</sub> - <sup>1</sup> / <sub>2</sub>	84 <sup>1</sup> / <sub>2</sub>	82 <sup>3</sup> / <sub>4</sub>	83 <sup>1</sup> / <sub>2</sub> -83	+622	-2
Dec. 3.	3,093	18,340	82 <sup>1</sup> / <sub>2</sub>	82 <sup>1</sup> / <sub>2</sub>	82 <sup>1</sup> / <sub>2</sub>	83 <sup>1</sup> / <sub>2</sub> -83	+51	-----
Dec. 5.	2,770	18,802	83 <sup>1</sup> / <sub>2</sub> - <sup>3</sup> / <sub>4</sub>	86	83 <sup>1</sup> / <sub>2</sub>	85 <sup>3</sup> / <sub>4</sub> - <sup>1</sup> / <sub>2</sub>	+462	+2 <sup>3</sup> / <sub>4</sub>
Dec. 6.	2,849	19,013	86 <sup>1</sup> / <sub>2</sub>	86 <sup>1</sup> / <sub>2</sub>	85 <sup>1</sup> / <sub>4</sub>	86-86 <sup>1</sup> / <sub>2</sub>	+211	+ <sup>1</sup> / <sub>4</sub>
Dec. 7.	4,348	19,052	85 <sup>1</sup> / <sub>2</sub>	86 <sup>1</sup> / <sub>2</sub>	85 <sup>1</sup> / <sub>2</sub>	85 <sup>3</sup> / <sub>4</sub>	+39	- <sup>3</sup> / <sub>8</sub>
Dec. 8.	5,008	20,123	85 <sup>1</sup> / <sub>2</sub> - <sup>1</sup> / <sub>2</sub>	85 <sup>1</sup> / <sub>2</sub>	83 <sup>3</sup> / <sub>4</sub>	83 <sup>1</sup> / <sub>2</sub> - <sup>1</sup> / <sub>2</sub>	+1,071	-2 <sup>1</sup> / <sub>4</sub>
Dec. 9.	3,793	20,267	83 <sup>1</sup> / <sub>2</sub>	83 <sup>1</sup> / <sub>2</sub>	83 <sup>3</sup> / <sub>4</sub>	85 <sup>3</sup> / <sub>4</sub>	+144	+2 <sup>1</sup> / <sub>4</sub>
Dec. 11.	4,072	20,436	86 <sup>1</sup> / <sub>2</sub> - <sup>3</sup> / <sub>4</sub>	86 <sup>1</sup> / <sub>2</sub>	85 <sup>1</sup> / <sub>2</sub>	85 <sup>3</sup> / <sub>4</sub> - <sup>3</sup> / <sub>4</sub>	+169	+ <sup>1</sup> / <sub>2</sub>
Dec. 12.	2,250	20,555	85 <sup>3</sup> / <sub>4</sub>	85 <sup>3</sup> / <sub>4</sub>	84 <sup>3</sup> / <sub>4</sub>	85-84 <sup>1</sup> / <sub>2</sub>	+119	- <sup>3</sup> / <sub>4</sub>
Dec. 13.	4,037	20,776	84 <sup>1</sup> / <sub>2</sub>	85	83 <sup>1</sup> / <sub>2</sub>	83 <sup>1</sup> / <sub>2</sub> - <sup>3</sup> / <sub>4</sub>	+221	-1 <sup>1</sup> / <sub>2</sub>
Dec. 14.	4,752	20,864	84	84 <sup>3</sup> / <sub>4</sub>	82 <sup>3</sup> / <sub>4</sub>	83 <sup>1</sup> / <sub>2</sub> - <sup>1</sup> / <sub>2</sub>	+88	- <sup>1</sup> / <sub>4</sub>
Dec. 15.	4,137	21,192	84 <sup>1</sup> / <sub>2</sub> -84	84 <sup>1</sup> / <sub>2</sub>	82 <sup>3</sup> / <sub>4</sub>	84 <sup>1</sup> / <sub>2</sub> - <sup>1</sup> / <sub>2</sub>	+328	+1
Dec. 16.	2,834	21,334	83 <sup>3</sup> / <sub>4</sub> - <sup>1</sup> / <sub>2</sub>	84	82 <sup>3</sup> / <sub>4</sub>	83 <sup>3</sup> / <sub>4</sub> - <sup>1</sup> / <sub>2</sub>	+142	- <sup>3</sup> / <sub>4</sub>
Dec. 18.	2,380	21,472	83 <sup>3</sup> / <sub>4</sub> - <sup>1</sup> / <sub>2</sub>	84 <sup>3</sup> / <sub>4</sub>	82 <sup>3</sup> / <sub>4</sub>	83 <sup>3</sup> / <sub>4</sub> - <sup>1</sup> / <sub>2</sub>	+138	- <sup>1</sup> / <sub>4</sub>
Dec. 19.	2,307	21,493	83 <sup>3</sup> / <sub>4</sub>	83 <sup>3</sup> / <sub>4</sub>	82 <sup>3</sup> / <sub>4</sub>	83 <sup>1</sup> / <sub>2</sub> - <sup>3</sup> / <sub>4</sub>	+21	+ <sup>1</sup> / <sub>4</sub>
Dec. 20.	6,422	21,870	83 <sup>1</sup> / <sub>2</sub> - <sup>1</sup> / <sub>2</sub>	83 <sup>1</sup> / <sub>2</sub>	80 <sup>1</sup> / <sub>2</sub>	80 <sup>3</sup> / <sub>4</sub> - <sup>1</sup> / <sub>2</sub>	+377	-3 <sup>1</sup> / <sub>4</sub>
Dec. 21.	5,327	22,172	79 <sup>1</sup> / <sub>2</sub> - <sup>1</sup> / <sub>2</sub>	79 <sup>1</sup> / <sub>2</sub>	78	79 <sup>1</sup> / <sub>2</sub> - <sup>1</sup> / <sub>2</sub>	+302	- <sup>1</sup> / <sub>2</sub>
Dec. 22.	6,028	23,073	83 <sup>1</sup> / <sub>2</sub> -84 <sup>1</sup> / <sub>2</sub>	84 <sup>1</sup> / <sub>2</sub>	81 <sup>3</sup> / <sub>4</sub>	83 <sup>1</sup> / <sub>2</sub> - <sup>1</sup> / <sub>2</sub>	+901	+3 <sup>1</sup> / <sub>2</sub>
Dec. 26.	2,027	23,280	83-82 <sup>1</sup> / <sub>2</sub>	83 <sup>3</sup> / <sub>4</sub>	82 <sup>3</sup> / <sub>4</sub>	83 <sup>1</sup> / <sub>2</sub> -83	+207	- <sup>1</sup> / <sub>4</sub>
Dec. 27.	4,575	23,859	82 <sup>3</sup> / <sub>4</sub> - <sup>3</sup> / <sub>4</sub>	85 <sup>3</sup> / <sub>4</sub>	82 <sup>3</sup> / <sub>4</sub>	85 <sup>3</sup> / <sub>4</sub> - <sup>1</sup> / <sub>2</sub>	+570	+2 <sup>1</sup> / <sub>2</sub>
Dec. 28.	3,227	24,054	85 <sup>1</sup> / <sub>2</sub>	85 <sup>3</sup> / <sub>4</sub>	84 <sup>3</sup> / <sub>4</sub>	84 <sup>1</sup> / <sub>2</sub>	+195	- <sup>5</sup> / <sub>8</sub>
Dec. 29.	3,594	24,602	84 <sup>1</sup> / <sub>2</sub> - <sup>3</sup> / <sub>4</sub>	84 <sup>1</sup> / <sub>2</sub>	82 <sup>3</sup> / <sub>4</sub>	82 <sup>1</sup> / <sub>2</sub> - <sup>3</sup> / <sub>4</sub>	+548	-2 <sup>3</sup> / <sub>4</sub>
Dec. 30.	2,842	24,528	82 <sup>3</sup> / <sub>4</sub> - <sup>1</sup> / <sub>2</sub>	84 <sup>3</sup> / <sub>4</sub>	82 <sup>1</sup> / <sub>2</sub>	84 <sup>1</sup> / <sub>2</sub> - <sup>3</sup> / <sub>4</sub>	-74	+1 <sup>1</sup> / <sub>4</sub>
1934								
Jan. 2.	2,356	25,132	84 <sup>1</sup> / <sub>2</sub> -84	85 <sup>1</sup> / <sub>2</sub>	83 <sup>3</sup> / <sub>4</sub>	84-83 <sup>3</sup> / <sub>4</sub>	+604	- <sup>1</sup> / <sub>4</sub>
Jan. 3.	3,772	25,332	84 <sup>1</sup> / <sub>2</sub> -84	85	82 <sup>1</sup> / <sub>2</sub>	82 <sup>3</sup> / <sub>4</sub> - <sup>3</sup> / <sub>4</sub>	+200	-1 <sup>1</sup> / <sub>4</sub>
Jan. 4.	5,392	25,213	82 <sup>1</sup> / <sub>2</sub> -82	83 <sup>3</sup> / <sub>4</sub>	81 <sup>1</sup> / <sub>2</sub>	83-82 <sup>3</sup> / <sub>4</sub>	-119	+ <sup>1</sup> / <sub>4</sub>
Jan. 5.	2,382	25,351	83 <sup>1</sup> / <sub>2</sub> - <sup>3</sup> / <sub>4</sub>	83 <sup>3</sup> / <sub>4</sub>	82	82 <sup>3</sup> / <sub>4</sub> - <sup>3</sup> / <sub>4</sub>	+138	- <sup>1</sup> / <sub>2</sub>
Jan. 6.	1,212	25,285	82 <sup>3</sup> / <sub>4</sub> - <sup>1</sup> / <sub>2</sub>	83	82 <sup>1</sup> / <sub>2</sub>	82 <sup>1</sup> / <sub>2</sub> -83	-66	+ <sup>1</sup> / <sub>2</sub>
Jan. 8.	1,351	25,196	83 <sup>1</sup> / <sub>2</sub> - <sup>1</sup> / <sub>2</sub>	83 <sup>1</sup> / <sub>2</sub>	82 <sup>3</sup> / <sub>4</sub>	82 <sup>1</sup> / <sub>2</sub> - <sup>3</sup> / <sub>4</sub>	-89	- <sup>1</sup> / <sub>4</sub>
Jan. 9.	1,728	25,109	83 <sup>3</sup> / <sub>4</sub> - <sup>1</sup> / <sub>2</sub>	84	83 <sup>1</sup> / <sub>2</sub>	83 <sup>1</sup> / <sub>2</sub> - <sup>3</sup> / <sub>4</sub>	-87	+ <sup>1</sup> / <sub>4</sub>
Jan. 10.	3,031	24,777	84 <sup>1</sup> / <sub>2</sub> - <sup>1</sup> / <sub>2</sub>	85 <sup>1</sup> / <sub>2</sub>	84 <sup>1</sup> / <sub>2</sub>	85 <sup>1</sup> / <sub>2</sub> -85	-332	+1 <sup>1</sup> / <sub>2</sub>
Jan. 11.	2,986	25,030	85 <sup>1</sup> / <sub>2</sub> -85	85 <sup>1</sup> / <sub>2</sub>	83 <sup>3</sup> / <sub>4</sub>	83 <sup>3</sup> / <sub>4</sub> - <sup>3</sup> / <sub>4</sub>	+253	-1 <sup>1</sup> / <sub>4</sub>
Jan. 12.	3,799	25,095	84 <sup>1</sup> / <sub>2</sub> - <sup>1</sup> / <sub>2</sub>	85 <sup>1</sup> / <sub>2</sub>	83 <sup>1</sup> / <sub>2</sub>	85 <sup>1</sup> / <sub>2</sub> - <sup>1</sup> / <sub>2</sub>	+65	+1 <sup>1</sup> / <sub>2</sub>
Jan. 13.	2,331	24,901	85 <sup>1</sup> / <sub>2</sub> -85	86	84 <sup>3</sup> / <sub>4</sub>	85 <sup>1</sup> / <sub>2</sub> -86	-194	+ <sup>3</sup> / <sub>4</sub>
Jan. 15.	9,800	26,159	88 <sup>1</sup> / <sub>2</sub> -80	90 <sup>1</sup> / <sub>2</sub>	87 <sup>1</sup> / <sub>2</sub>	89 <sup>1</sup> / <sub>2</sub> -90	+1,258	+4
Jan. 16.	5,556	25,878	89-88 <sup>1</sup> / <sub>2</sub>	89 <sup>3</sup> / <sub>4</sub>	88 <sup>1</sup> / <sub>2</sub>	88 <sup>3</sup> / <sub>4</sub> - <sup>1</sup> / <sub>2</sub>	-281	-1 <sup>1</sup> / <sub>2</sub>
Jan. 17.	4,841	25,915	82 <sup>1</sup> / <sub>2</sub> -88	89 <sup>3</sup> / <sub>4</sub>	87 <sup>3</sup> / <sub>4</sub>	88 <sup>3</sup> / <sub>4</sub> - <sup>1</sup> / <sub>2</sub>	+37	- <sup>1</sup> / <sub>4</sub>
Jan. 18.	3,017	25,737	88-87 <sup>3</sup> / <sub>4</sub>	88 <sup>1</sup> / <sub>2</sub>	87 <sup>1</sup> / <sub>2</sub>	87 <sup>3</sup> / <sub>4</sub> - <sup>1</sup> / <sub>2</sub>	-178	-1
Jan. 20.	3,097	26,249	88 <sup>1</sup> / <sub>2</sub> - <sup>1</sup> / <sub>2</sub>	89 <sup>1</sup> / <sub>2</sub>	88 <sup>1</sup> / <sub>2</sub>	89 <sup>1</sup> / <sub>2</sub> - <sup>3</sup> / <sub>4</sub>	+512	+2
Jan. 22.	3,191	26,532	89 <sup>1</sup> / <sub>2</sub> - <sup>3</sup> / <sub>4</sub>	89 <sup>3</sup> / <sub>4</sub>	88 <sup>3</sup> / <sub>4</sub>	88 <sup>3</sup> / <sub>4</sub> - <sup>1</sup> / <sub>2</sub>	+283	- <sup>1</sup> / <sub>2</sub>
Jan. 23.	2,580	26,634	88 <sup>3</sup> / <sub>4</sub> - <sup>1</sup> / <sub>2</sub>	88 <sup>3</sup> / <sub>4</sub>	87 <sup>3</sup> / <sub>4</sub>	88-87 <sup>3</sup> / <sub>4</sub>	+102	- <sup>3</sup> / <sub>4</sub>
Jan. 24.	3,014	26,717	87 <sup>1</sup> / <sub>2</sub> - <sup>3</sup> / <sub>4</sub>	88 <sup>1</sup> / <sub>2</sub>	87 <sup>3</sup> / <sub>4</sub>	88 <sup>3</sup> / <sub>4</sub> - <sup>1</sup> / <sub>2</sub>	+83	+ <sup>3</sup> / <sub>4</sub>
Jan. 25.	2,606	26,937	88 <sup>1</sup> / <sub>2</sub> - <sup>1</sup> / <sub>2</sub>	89 <sup>1</sup> / <sub>2</sub>	88 <sup>1</sup> / <sub>2</sub>	88 <sup>3</sup> / <sub>4</sub> - <sup>3</sup> / <sub>4</sub>	+220	-----
Jan. 26.	2,552	26,964	88 <sup>1</sup> / <sub>2</sub> - <sup>1</sup> / <sub>2</sub>	88 <sup>3</sup> / <sub>4</sub>	87 <sup>1</sup> / <sub>2</sub>	87 <sup>3</sup> / <sub>4</sub> - <sup>1</sup> / <sub>2</sub>	+27	-1 <sup>1</sup> / <sub>2</sub>
Jan. 27.	2,761	27,028	87-87 <sup>1</sup> / <sub>2</sub>	88 <sup>1</sup> / <sub>2</sub>	87	88-87 <sup>1</sup> / <sub>2</sub>	+64	+ <sup>1</sup> / <sub>4</sub>
Jan. 29.	1,800	27,054	87 <sup>3</sup> / <sub>4</sub> -88	88 <sup>1</sup> / <sub>2</sub>	87 <sup>3</sup> / <sub>4</sub>	88 <sup>3</sup> / <sub>4</sub> - <sup>1</sup> / <sub>2</sub>	+26	-----
Jan. 30.	5,352	26,992	89 <sup>3</sup> / <sub>4</sub> -90	89 <sup>3</sup> / <sub>4</sub>	89 <sup>3</sup> / <sub>4</sub>	90 <sup>1</sup> / <sub>2</sub> -91	-62	+2 <sup>1</sup> / <sub>2</sub>
Jan. 31.	6,456	27,050	91 <sup>1</sup> / <sub>2</sub> - <sup>1</sup> / <sub>2</sub>	91 <sup>3</sup> / <sub>4</sub>	91	91 <sup>1</sup> / <sub>2</sub> - <sup>1</sup> / <sub>2</sub>	+58	+ <sup>1</sup> / <sub>4</sub>
Feb. 1.	5,781	27,275	90 <sup>3</sup> / <sub>4</sub> - <sup>3</sup> / <sub>4</sub>	90 <sup>3</sup> / <sub>4</sub>	89 <sup>3</sup> / <sub>4</sub>	90 <sup>1</sup> / <sub>2</sub> - <sup>3</sup> / <sub>4</sub>	+225	- <sup>3</sup> / <sub>4</sub>
Feb. 1.	5,917	27,630	91 <sup>1</sup> / <sub>2</sub> -91	91 <sup>1</sup> / <sub>2</sub>	90 <sup>1</sup> / <sub>2</sub>	90 <sup>3</sup> / <sub>4</sub> - <sup>1</sup> / <sub>2</sub>	+355	-----
Feb. 2.	4,073	27,825	89 <sup>3</sup> / <sub>4</sub> - <sup>1</sup> / <sub>2</sub>	90 <sup>3</sup> / <sub>4</sub>	89 <sup>3</sup> / <sub>4</sub>	90-90 <sup>1</sup> / <sub>2</sub>	+195	- <sup>1</sup> / <sub>2</sub>
Feb. 3.	3,790	28,411	90 <sup>1</sup> / <sub>2</sub> - <sup>3</sup> / <sub>4</sub>	91 <sup>1</sup> / <sub>2</sub>	90 <sup>1</sup> / <sub>2</sub>	91 <sup>1</sup> / <sub>2</sub> - <sup>1</sup> / <sub>2</sub>	+586	+1 <sup>1</sup> / <sub>4</sub>
Feb. 5.	6,447	28,741	91 <sup>3</sup> / <sub>4</sub> -92	92 <sup>1</sup> / <sub>2</sub>	91 <sup>1</sup> / <sub>2</sub>	91 <sup>1</sup> / <sub>2</sub> - <sup>3</sup> / <sub>4</sub>	+330	+ <sup>1</sup> / <sub>2</sub>

TABLE 32.—Daily volume of trading, open commitments, opening, high, low, and closing prices per bushel of July wheat futures on the Chicago Board of Trade, Jan. 3, 1933, to Dec. 31, 1935—Continued

1934 JULY FUTURE—Continued

Date	Volume of trading	Open commitments	Opening price	Range in price		Closing price	Net change from previous day	
				High	Low		Open commitments	Closing price
1934	1,000 bushels	1,000 bushels	Cents	Cents	Cents	Cents	1,000 bushels	Cents
Feb. 6	3,741	29,200	91 $\frac{1}{4}$ -94	91 $\frac{1}{4}$	90 $\frac{3}{4}$	91 $\frac{1}{4}$ -94	+538	
Feb. 7	7,927	29,340	91 $\frac{3}{4}$ -94	91 $\frac{3}{4}$	89	89 $\frac{1}{2}$ -94	+41	-2 $\frac{1}{4}$
Feb. 8	4,471	29,516	88 $\frac{3}{4}$ -92	90 $\frac{1}{2}$	88 $\frac{1}{2}$	89 $\frac{3}{4}$ -90	+176	+3 $\frac{1}{2}$
Feb. 9	4,348	29,633	90-89 $\frac{3}{4}$	90	88 $\frac{1}{2}$	88 $\frac{1}{2}$ -89	+117	-3 $\frac{1}{2}$
Feb. 10	3,693	29,634	88 $\frac{1}{4}$ -88	89 $\frac{1}{2}$	87 $\frac{3}{4}$	89-88 $\frac{1}{2}$	+1	
Feb. 13	2,655	29,578	88 $\frac{3}{4}$ -96	89 $\frac{1}{2}$	88 $\frac{1}{4}$	89-88 $\frac{1}{2}$	-50	
Feb. 14	2,029	29,523	89-89 $\frac{1}{2}$	89 $\frac{1}{2}$	88 $\frac{3}{4}$	89 $\frac{1}{4}$ -96	-65	+ $\frac{1}{4}$
Feb. 15	1,719	29,707	89 $\frac{1}{2}$ -96	89 $\frac{1}{2}$	89 $\frac{1}{2}$	89 $\frac{1}{2}$ -94	+184	
Feb. 16	1,300	29,744	89 $\frac{1}{2}$ -96	89 $\frac{1}{2}$	89 $\frac{1}{2}$	89 $\frac{1}{2}$ -92	+37	+ $\frac{1}{4}$
Feb. 17	1,084	29,681	89-89 $\frac{1}{2}$	89 $\frac{1}{4}$	88 $\frac{5}{8}$	89-88 $\frac{1}{2}$	-63	- $\frac{1}{2}$
Feb. 19	2,235	29,709	89-88 $\frac{1}{2}$	89	87 $\frac{3}{4}$	88-87 $\frac{1}{2}$	+118	-1
Feb. 20	3,858	29,822	87 $\frac{1}{4}$ -87	87 $\frac{3}{4}$	86 $\frac{5}{8}$	86 $\frac{3}{4}$ -96	+23	+1 $\frac{1}{4}$
Feb. 21	3,526	30,063	86 $\frac{3}{4}$ -96	87 $\frac{1}{2}$	86 $\frac{3}{8}$	86 $\frac{3}{4}$ -96	+241	
Feb. 23	2,306	30,281	87-87 $\frac{1}{4}$	87 $\frac{1}{2}$	86 $\frac{1}{4}$	86 $\frac{3}{4}$ -92	+218	- $\frac{1}{4}$
Feb. 24	3,066	30,166	86-85 $\frac{7}{8}$	86 $\frac{1}{2}$	85 $\frac{5}{8}$	85 $\frac{3}{4}$ -96	-115	- $\frac{3}{4}$
Feb. 26	3,828	30,037	85 $\frac{3}{4}$ -94	85 $\frac{5}{8}$	84 $\frac{1}{2}$	84 $\frac{3}{4}$ -92	-129	-1 $\frac{1}{4}$
Feb. 27	3,908	30,205	84 $\frac{1}{2}$ -96	86 $\frac{1}{2}$	84 $\frac{3}{8}$	86 $\frac{1}{4}$ -94	+168	+1 $\frac{1}{4}$
Feb. 28	3,422	30,260	86 $\frac{1}{2}$ -94	86 $\frac{1}{2}$	85 $\frac{3}{4}$	85 $\frac{3}{4}$ -94	+55	- $\frac{1}{2}$
Mar. 1	3,418	30,433	86-85 $\frac{1}{2}$	86	85	85 $\frac{1}{2}$ -96	+173	-1 $\frac{1}{2}$
Mar. 2	3,450	30,486	85 $\frac{1}{2}$ -94	87 $\frac{1}{4}$	85 $\frac{1}{2}$	87-87 $\frac{1}{2}$	+53	+ $\frac{1}{4}$
Mar. 3	2,857	30,536	87 $\frac{1}{4}$ -92	87 $\frac{1}{2}$	86 $\frac{3}{8}$	87 $\frac{1}{4}$ -96	+50	+ $\frac{1}{4}$
Mar. 5	3,068	30,865	87 $\frac{1}{4}$ -96	87 $\frac{1}{2}$	86 $\frac{3}{8}$	86 $\frac{3}{4}$ -87	+329	+1 $\frac{1}{4}$
Mar. 6	1,386	30,814	87-87 $\frac{1}{2}$	87 $\frac{1}{2}$	86 $\frac{1}{4}$	86 $\frac{3}{4}$ -94	-51	- $\frac{3}{4}$
Mar. 7	2,121	31,023	89 $\frac{1}{2}$	89 $\frac{1}{2}$	85 $\frac{5}{8}$	85 $\frac{5}{8}$ -94	+209	+ $\frac{1}{2}$
Mar. 8	3,154	31,256	85 $\frac{1}{2}$ -96	86 $\frac{1}{4}$	85	86 $\frac{1}{2}$ -86	+233	+ $\frac{1}{4}$
Mar. 9	1,923	31,436	86-85 $\frac{7}{8}$	86 $\frac{1}{2}$	85 $\frac{3}{4}$	86 $\frac{3}{4}$ -96	+180	+ $\frac{1}{4}$
Mar. 10	3,043	31,515	86 $\frac{3}{4}$	87 $\frac{1}{2}$	85 $\frac{5}{8}$	87 $\frac{1}{2}$ -96	+79	+1 $\frac{1}{4}$
Mar. 12	5,487	31,862	87 $\frac{3}{4}$ -92	89 $\frac{1}{4}$	87	88 $\frac{3}{4}$ -96	+347	+ $\frac{1}{4}$
Mar. 13	3,285	32,242	88 $\frac{3}{4}$ -96	88 $\frac{1}{2}$	88 $\frac{1}{4}$	88 $\frac{3}{4}$ -92	+380	-1 $\frac{1}{4}$
Mar. 14	3,940	32,829	88 $\frac{1}{2}$ -94	89 $\frac{3}{8}$	88 $\frac{3}{8}$	88 $\frac{1}{2}$ -96	+587	
Mar. 15	4,150	33,090	88 $\frac{1}{4}$	88 $\frac{1}{4}$	87	87-87 $\frac{1}{2}$	+261	-1 $\frac{1}{2}$
Mar. 16	2,963	33,353	86 $\frac{1}{2}$ -96	87 $\frac{1}{2}$	86 $\frac{3}{8}$	87 $\frac{1}{2}$ -96	+264	+ $\frac{1}{2}$
Mar. 17	3,893	33,739	87 $\frac{3}{4}$ -96	88 $\frac{3}{4}$	87 $\frac{3}{8}$	87 $\frac{3}{4}$ -94	+385	+ $\frac{1}{4}$
Mar. 19	4,470	33,850	86 $\frac{1}{2}$ -87	87 $\frac{1}{2}$	86 $\frac{1}{8}$	87 $\frac{1}{2}$ -96	+111	- $\frac{1}{2}$
Mar. 20	3,741	33,842	87 $\frac{3}{4}$	87 $\frac{1}{2}$	89 $\frac{3}{8}$	87 $\frac{3}{4}$ -96	-8	+ $\frac{1}{2}$
Mar. 21	2,217	34,222	87 $\frac{3}{4}$ -94	87 $\frac{3}{4}$	86 $\frac{3}{4}$	87 $\frac{3}{4}$ -94	+380	- $\frac{1}{2}$
Mar. 22	2,917	34,368	86 $\frac{3}{4}$ -92	87 $\frac{3}{4}$	86 $\frac{1}{2}$	87 $\frac{1}{2}$ -96	+146	+ $\frac{1}{4}$
Mar. 23	1,378	34,523	87 $\frac{1}{4}$	87 $\frac{3}{4}$	87	87 $\frac{1}{2}$ -96	+155	- $\frac{1}{4}$
Mar. 24	2,022	34,732	87 $\frac{3}{4}$ -94	88	87 $\frac{1}{2}$	87 $\frac{3}{4}$ -96	+209	+ $\frac{1}{4}$
Mar. 26	2,981	35,173	88-87 $\frac{3}{4}$	88	86 $\frac{1}{2}$	86 $\frac{3}{4}$ -92	+441	-1 $\frac{1}{4}$
Mar. 27	7,431	35,751	85 $\frac{3}{4}$ -92	85 $\frac{3}{4}$	84 $\frac{3}{4}$	85 $\frac{3}{4}$ -94	+578	- $\frac{1}{4}$
Mar. 28	3,890	36,175	85-84 $\frac{3}{4}$	85 $\frac{5}{8}$	84 $\frac{3}{4}$	85 $\frac{1}{2}$ -85	+424	+ $\frac{1}{4}$
Mar. 29	3,591	36,057	85 $\frac{1}{2}$ -96	85 $\frac{1}{2}$	85	85 $\frac{1}{2}$ -96	-118	+ $\frac{1}{2}$
Mar. 31	3,068	36,067	85 $\frac{3}{8}$	86 $\frac{1}{2}$	85	86 $\frac{1}{2}$ -96	+10	+ $\frac{1}{4}$
Apr. 2	2,735	36,050	86-85 $\frac{1}{2}$	86 $\frac{1}{2}$	85 $\frac{1}{4}$	85 $\frac{1}{2}$ -96	-17	- $\frac{1}{4}$
Apr. 3	2,255	36,453	85 $\frac{1}{2}$ -85	85 $\frac{1}{2}$	84 $\frac{3}{4}$	85 $\frac{3}{4}$ -96	+403	
Apr. 4	7,979	37,222	85-84 $\frac{1}{2}$	86 $\frac{3}{4}$	84 $\frac{3}{8}$	86 $\frac{3}{4}$ -94	+769	+1 $\frac{1}{2}$
Apr. 5	2,638	37,383	86 $\frac{1}{4}$ -96	86 $\frac{3}{4}$	86	86 $\frac{3}{4}$ -94	+161	
Apr. 6	2,021	37,473	86 $\frac{1}{4}$ -96	86 $\frac{3}{4}$	86	86 $\frac{3}{4}$ -96	+60	
Apr. 7	2,515	38,017	86 $\frac{1}{2}$ -94	86 $\frac{3}{4}$	86 $\frac{1}{2}$	86 $\frac{3}{4}$ -92	+544	+ $\frac{1}{4}$
Apr. 9	2,708	38,310	86 $\frac{1}{4}$	86 $\frac{3}{4}$	86 $\frac{1}{2}$	86 $\frac{3}{4}$ -96	+293	
Apr. 10	3,240	38,708	86 $\frac{3}{4}$ -94	87 $\frac{1}{2}$	86 $\frac{3}{8}$	86 $\frac{3}{4}$ -94	+308	+ $\frac{1}{4}$
Apr. 11	2,224	38,930	86 $\frac{3}{4}$ -87	87 $\frac{1}{2}$	86 $\frac{3}{8}$	86 $\frac{1}{2}$ -96	+222	-1 $\frac{1}{4}$
Apr. 12	4,142	39,950	86 $\frac{3}{4}$ -94	86 $\frac{3}{4}$	85 $\frac{5}{8}$	85 $\frac{1}{2}$ -96	+1,020	+ $\frac{1}{4}$
Apr. 13	5,632	40,875	84 $\frac{1}{2}$ -96	85 $\frac{5}{8}$	84 $\frac{1}{2}$	85 $\frac{1}{2}$ -96	+925	+ $\frac{1}{4}$
Apr. 14	2,018	41,173	85 $\frac{1}{2}$ -85	85 $\frac{1}{4}$	84 $\frac{3}{4}$	84 $\frac{3}{4}$ -96	+208	- $\frac{1}{2}$
Apr. 16	16,824	42,932	84 $\frac{3}{4}$ -85	85 $\frac{1}{2}$	80 $\frac{1}{2}$	86 $\frac{3}{4}$ -94	+1,759	-4 $\frac{1}{2}$
Apr. 17	22,261	43,436	79 $\frac{3}{4}$ -78 $\frac{3}{4}$	79 $\frac{3}{4}$	77 $\frac{1}{2}$	78 $\frac{3}{4}$ -96	+504	-1 $\frac{1}{2}$
Apr. 18	10,532	43,378	78 $\frac{3}{4}$ -79 $\frac{1}{2}$	79 $\frac{3}{4}$	77 $\frac{3}{4}$	77 $\frac{3}{4}$ -78	-68	- $\frac{1}{2}$
Apr. 19	28,641	44,617	77-76 $\frac{1}{2}$	77 $\frac{1}{2}$	73 $\frac{1}{4}$	75 $\frac{1}{2}$ -75	+1,539	-3
Apr. 20	15,137	44,957	75 $\frac{1}{4}$ -74 $\frac{3}{4}$	76 $\frac{1}{2}$	74 $\frac{3}{4}$	75 $\frac{3}{4}$ -94	+40	+ $\frac{1}{4}$
Apr. 21	10,158	44,837	75 $\frac{3}{4}$ -70 $\frac{3}{8}$	77 $\frac{1}{2}$	75 $\frac{3}{4}$	77-70 $\frac{3}{4}$	-120	+1 $\frac{1}{2}$
Apr. 23	13,757	44,669	76 $\frac{1}{2}$ -96	76 $\frac{3}{4}$	75 $\frac{3}{8}$	76 $\frac{1}{4}$ -76	-168	- $\frac{1}{2}$
Apr. 24	14,862	45,298	76-76 $\frac{1}{4}$	76 $\frac{3}{4}$	74 $\frac{1}{4}$	75 $\frac{1}{4}$ -96	+620	+ $\frac{1}{4}$
Apr. 25	14,562	45,284	75-74 $\frac{3}{4}$	76	73 $\frac{3}{8}$	75 $\frac{3}{4}$ -96	-14	- $\frac{1}{2}$
Apr. 26	12,133	45,609	75 $\frac{3}{4}$ -94	76 $\frac{1}{2}$	74 $\frac{3}{4}$	75 $\frac{3}{4}$ -96	+325	
Apr. 27	13,501	45,635	75 $\frac{3}{4}$ -96	77 $\frac{1}{4}$	75 $\frac{1}{4}$	76 $\frac{3}{4}$ -96	+20	+1 $\frac{1}{4}$
Apr. 28	12,850	45,656	77-77 $\frac{1}{4}$	78 $\frac{3}{4}$	77	78 $\frac{1}{4}$ -96	+21	+1 $\frac{1}{4}$
Apr. 30	18,787	46,538	78 $\frac{3}{4}$ -96	79 $\frac{1}{2}$	78 $\frac{1}{4}$	79 $\frac{1}{2}$ -96	+882	-2
May 1	17,896	46,301	79 $\frac{1}{2}$ -79	79 $\frac{1}{2}$	77	77 $\frac{3}{8}$ -92	-237	

WHEAT FUTURES

TABLE 32.—Daily volume of trading, open commitments, opening, high, low, and closing prices per bushel of July wheat futures on the Chicago Board of Trade, Jan. 3, 1933, to Dec. 31, 1935—Continued

1934 JULY FUTURE—Continued

Date	Volume of trading	Open commitments	Opening price	Range in price		Closing price	Net change from previous day	
				High	Low		Open commitments	Closing price
1934	1,000 bushels	1,000 bushels	Cents	Cents	Cents	Cents	1,000 bushels	Cents
May 2	15,004	46,851	77½-¾	77½	76½	77¼-¾	+550	-¼
May 3	9,365	47,124	77-76½	77½	76½	76½-¾	+273	-1
May 4	13,613	48,074	76¼-½	76½	76¼	77½-78	+050	+1¼
May 5	16,242	47,276	78-78¼	79½	79¾	79¾-½	-798	+1½
May 7	22,181	47,141	81-81½	83½	81	82½-¾	-135	+3½
May 8	18,890	46,379	81½-½	84¼	81¾	84¼-84	-702	+1¼
May 9	24,114	46,634	83¼-¾	85½	83¼	83¾-9½	+255	-¼
May 10	31,652	45,077	83¼-½	88½	83½	88½ b	-1,557	+5
May 11	32,088	45,163	89¾-90¼	91¼	87½	87½-¼	+88	-1½
May 12	22,324	44,866	87-86¾	88	85½	85½-¾	-207	-1½
May 14	23,798	44,564	84¾-85½	85½	83½	85-84½	-302	-¾
May 15	13,199	44,521	85½-86	87	85½	86½-¾	-43	+1¼
May 16	20,268	44,676	86-86½	89	85	88¾-½	+155	+2½
May 17	27,170	45,167	89-89¾	90¾	87¾	89½-¾	+491	+1½
May 18	23,564	45,034	89½-½	90¾	87½	87¾-½	-133	-2½
May 19	12,086	44,982	88¼-½	89¾	88	89½-¾	-52	+1½
May 21	18,590	45,095	90¼-½	90¾	88½	88¾-½	+113	-½
May 22	17,571	44,969	89¾-¼	89½	87½	88½-¾	-126	-½
May 23	16,401	43,851	88-88½	89½	87¼	88½-89½	-1,118	+½
May 24	12,191	43,306	89-88¾	89½	88½	89-88½	-545	-½
May 25	24,913	43,734	89-89½	92¼	89	91¾-¾	+428	+2¾
May 26	18,916	42,831	92¼-½	92¼	91¼	91¼-9½	-903	-½
May 28	26,474	41,166	92¾-¾	96½	92¾	90½ b	-1,665	+5
May 29	20,668	39,338	90¾-¼	98	95¼	97¼-¼	-1,828	+¾
May 31	33,462	37,548	97-96	102½	96	102¼-¾	-1,790	+5
June 1	32,641	36,648	103¼-¾	106½	101¼	102¼-101¾	-900	-¼
June 2	18,860	36,072	102¼-102	102½	97¾	98¼-98	-576	-3½
June 4	17,729	34,754	97¼-¼	98¼	96	96¾-½	-1,318	-1½
June 5	22,200	33,413	96-95½	101½	95½	100¾-¾	-1,341	+4½
June 6	21,873	31,983	100¾-½	102	99	99¼-99	-1,430	-1½
June 7	12,216	30,279	99¾-96½	98½	96½	97½-9½	-1,704	-1½
June 8	7,175	29,181	97½-¾	99½	96½	97¾-¾	-1,098	+¼
June 9	7,566	27,612	99¾-101	101¼	98¼	98½-9½	-1,569	+¼
June 11	6,102	26,898	98¾-¾	99½	97½	98½-¾	-724	+¼
June 12	4,372	26,231	98¾-¼	100	98½	99½-¾	-657	+½
June 13	6,900	25,238	100-90¾	100½	96	96¼-96	-993	-3¼
June 14	9,448	23,752	95¾-½	95¾	93	94¼-94	-1,486	-2
June 15	4,512	23,264	94-94½	95¾	93	94¾-¾	-488	+¾
June 16	1,754	22,956	96-95½	95¾	93¾	94¼-94	-308	-¾
June 18	2,029	22,633	93¾-½	95	93¾	94½-¾	-323	+¾
June 19	1,217	22,368	95	95	94	94¼-¾	-265	-½
June 20	3,060	21,400	94¼-½	94¼	92¼	92¼-½	-968	-2½
June 21	5,394	19,881	92¼	92½	89¼	89¼-¾	-1,510	-3
June 22	2,863	18,613	89½-¾	90¾	88½	89¾-¾	-1,238	+½
June 23	2,041	17,704	90½-¾	92½	90½	92¾-¾	-819	+3
June 25	2,084	17,248	91½-¾	92¼	90½	90½-¾	-546	-2½
June 26	2,740	16,099	90¼-90	91½	89¾	90	-1,149	-½
June 27	2,142	15,219	90¼-½	91	89½	90	-1,880	-½
June 28	3,335	12,921	90¼	92½	90½	92-92½	-2,298	+2
June 29	2,672	11,644	92	92	90½	90¼-¼	-1,277	-1¾
June 30	4,029	9,636	90	90¼	89½	89¾-¾	-2,008	-½

1934 JULY FUTURE (OLD STYLE)

1934	Volume of trading	Open commitments	Opening price	High	Low	Closing price	Open commitments	Closing price
July 2	2,534	8,436	89¼	89½	87¼	87¼-¾	-1,200	-2½
July 3	2,070	7,789	87¾-¾	88½	87½	87¾	-647	+½
July 5	955	6,063	88½	89½	88¼	89½-¾	-728	+1½
July 6	914	6,705	88¾-¾	89¾	88½	89½	-358	+½
July 7	770	6,125	89½	89½	88½	88½	-580	-½
July 9	737	5,751	88½	88½	86½	86½	-374	-2¼
July 10	811	5,205	86¾-¾	88	86½	87½	-546	+1¼
July 11	1,285	4,523	91¼-92¼	92½	91½	92½b	-682	+5
July 12	1,012	3,732	94-93½	94¾	93	93½	-791	+½
July 13	969	3,043	93¼	97¼	92½	90½	-689	+2½
July 14	672	2,550	96	98	96	97¾-½	-493	+1½
July 16	406	2,286	97	98¼	96¾	96¾	-264	-½

\* See text for explanation.

TABLE 32.—Daily volume of trading, open commitments, opening, high, low, and closing prices per bushel of July wheat futures on the Chicago Board of Trade, Jan. 3, 1933, to Dec. 31, 1935—Continued

1934 JULY FUTURE (OLD STYLE)—Continued

Date	Volume of trading	Open commitments	Opening price	Range in price		Closing price	Net change from previous day	
				High	Low		Open commitments	Closing price
1934	1,000 bushels	1,000 bushels	Cents	Cents	Cents	Cents	1,000 bushels	Cents
July 17.....	882	1,672	96 <sup>5</sup> / <sub>8</sub> - <sup>3</sup> / <sub>4</sub>	99 <sup>3</sup> / <sub>4</sub>	96 <sup>5</sup> / <sub>8</sub>	98 <sup>5</sup> / <sub>8</sub>	-614	+1 <sup>1</sup> / <sub>2</sub>
July 18.....	117	1,492	98 <sup>5</sup> / <sub>8</sub>	90 <sup>1</sup> / <sub>2</sub>	98 <sup>1</sup> / <sub>2</sub>	98 <sup>3</sup> / <sub>4</sub>	-180	+ <sup>1</sup> / <sub>2</sub>
July 19.....	676	1,144	99 <sup>1</sup> / <sub>2</sub>	100 <sup>3</sup> / <sub>8</sub>	98 <sup>3</sup> / <sub>8</sub>	90 <sup>3</sup> / <sub>8</sub>	-348	+ <sup>1</sup> / <sub>2</sub>
July 20.....	367	881	101-100 <sup>5</sup> / <sub>8</sub>	101	97	97 <sup>3</sup> / <sub>4</sub> - <sup>5</sup> / <sub>8</sub>	-263	-1 <sup>1</sup> / <sub>2</sub>
July 21.....	130	846	97 <sup>1</sup> / <sub>2</sub>	99 <sup>3</sup> / <sub>8</sub>	97 <sup>1</sup> / <sub>2</sub>	90 <sup>3</sup> / <sub>8</sub>	-35	+1 <sup>1</sup> / <sub>2</sub>
July 23.....	104	774	100-100 <sup>1</sup> / <sub>4</sub>	100 <sup>5</sup> / <sub>8</sub>	98 <sup>3</sup> / <sub>8</sub>	98 <sup>3</sup> / <sub>8</sub> b	-72	-1
July 24.....	117	717	97 <sup>7</sup> / <sub>8</sub>	98 <sup>3</sup> / <sub>8</sub>	96	96 <sup>3</sup> / <sub>8</sub>	-57	-2
July 25.....	90	645	96 <sup>1</sup> / <sub>2</sub>	98 <sup>3</sup> / <sub>4</sub>	96 <sup>1</sup> / <sub>2</sub>	98	-72	+1 <sup>1</sup> / <sub>2</sub>
July 26.....	92	608	98 <sup>1</sup> / <sub>2</sub>	98 <sup>1</sup> / <sub>2</sub>	95 <sup>3</sup> / <sub>4</sub>	96 <sup>3</sup> / <sub>4</sub>	-37	-1 <sup>1</sup> / <sub>2</sub>
July 27.....	160	548	97 <sup>1</sup> / <sub>2</sub>	98 <sup>1</sup> / <sub>2</sub>	96 <sup>3</sup> / <sub>4</sub>	96 <sup>3</sup> / <sub>4</sub> - <sup>1</sup> / <sub>2</sub>	-60	-----
July 28.....	206	531	99 <sup>3</sup> / <sub>8</sub>	99 <sup>3</sup> / <sub>4</sub>	97 <sup>3</sup> / <sub>8</sub>	99 <sup>3</sup> / <sub>4</sub>	-17	+3
July 30.....	328	393	99 <sup>1</sup> / <sub>4</sub> - <sup>1</sup> / <sub>2</sub>	101	99 <sup>1</sup> / <sub>4</sub>	100 <sup>3</sup> / <sub>8</sub>	-138	+1 <sup>1</sup> / <sub>2</sub>
July 31.....	316	-----	99 <sup>3</sup> / <sub>4</sub> - <sup>1</sup> / <sub>2</sub>	100 <sup>3</sup> / <sub>8</sub>	99	90 <sup>3</sup> / <sub>8</sub> -90	-393	-1 <sup>1</sup> / <sub>2</sub>

1934 JULY FUTURE (NEW STYLE)

July 2.....	30	10	88 <sup>1</sup> / <sub>2</sub>	88 <sup>1</sup> / <sub>2</sub>	87 <sup>5</sup> / <sub>8</sub>	87 <sup>5</sup> / <sub>8</sub>	+10	-----
July 3.....	40	30	87 <sup>1</sup> / <sub>2</sub>	88 <sup>3</sup> / <sub>4</sub>	87 <sup>3</sup> / <sub>4</sub>	87 <sup>3</sup> / <sub>4</sub>	+20	+ <sup>1</sup> / <sub>2</sub>
July 5.....	80	60	88 <sup>1</sup> / <sub>2</sub>	80 <sup>3</sup> / <sub>8</sub>	88 <sup>3</sup> / <sub>8</sub>	88 <sup>3</sup> / <sub>8</sub>	+30	+1 <sup>1</sup> / <sub>2</sub>
July 6.....	10	80	88 <sup>3</sup> / <sub>4</sub>	89 <sup>1</sup> / <sub>2</sub>	88 <sup>5</sup> / <sub>8</sub>	80 <sup>3</sup> / <sub>8</sub> a	+20	+ <sup>1</sup> / <sub>2</sub>
July 7.....	35	90	89 <sup>3</sup> / <sub>8</sub>	89 <sup>3</sup> / <sub>8</sub>	88 <sup>3</sup> / <sub>8</sub>	88 <sup>3</sup> / <sub>8</sub>	+10	- <sup>1</sup> / <sub>2</sub>
July 9.....	8	96	88 <sup>1</sup> / <sub>2</sub>	88 <sup>1</sup> / <sub>2</sub>	86 <sup>5</sup> / <sub>8</sub>	86 <sup>5</sup> / <sub>8</sub>	+6	-2 <sup>1</sup> / <sub>2</sub>
July 10.....	65	136	87 <sup>1</sup> / <sub>2</sub>	87 <sup>7</sup> / <sub>8</sub>	87 <sup>1</sup> / <sub>2</sub>	87 <sup>1</sup> / <sub>2</sub>	+40	+ <sup>1</sup> / <sub>2</sub>
July 11.....	196	226	92 <sup>1</sup> / <sub>4</sub>	92 <sup>1</sup> / <sub>2</sub>	91 <sup>7</sup> / <sub>8</sub>	92 <sup>1</sup> / <sub>2</sub> b	+90	+5
July 12.....	65	206	93 <sup>3</sup> / <sub>4</sub>	94 <sup>1</sup> / <sub>4</sub>	93 <sup>1</sup> / <sub>8</sub>	93 <sup>3</sup> / <sub>8</sub>	-20	+ <sup>1</sup> / <sub>2</sub>
July 13.....	20	201	93	97	92 <sup>3</sup> / <sub>4</sub>	90 <sup>1</sup> / <sub>2</sub>	-5	+3 <sup>1</sup> / <sub>2</sub>
July 14.....	30	201	96-95 <sup>7</sup> / <sub>8</sub>	97 <sup>7</sup> / <sub>8</sub>	95 <sup>7</sup> / <sub>8</sub>	97 <sup>1</sup> / <sub>2</sub>	-----	+ <sup>1</sup> / <sub>2</sub>
July 16.....	14	197	97 <sup>1</sup> / <sub>2</sub>	97 <sup>3</sup> / <sub>4</sub>	96 <sup>3</sup> / <sub>4</sub>	96 <sup>3</sup> / <sub>4</sub>	-4	- <sup>1</sup> / <sub>2</sub>
July 17.....	60	140	98	99 <sup>1</sup> / <sub>4</sub>	98	98 <sup>3</sup> / <sub>8</sub>	-57	+1 <sup>1</sup> / <sub>2</sub>
July 18.....	5	110	99 <sup>3</sup> / <sub>8</sub>	99 <sup>3</sup> / <sub>8</sub>	98 <sup>1</sup> / <sub>2</sub>	98 <sup>3</sup> / <sub>8</sub>	-30	+ <sup>1</sup> / <sub>2</sub>
July 19.....	10	45	100 <sup>1</sup> / <sub>4</sub>	100 <sup>1</sup> / <sub>4</sub>	99 <sup>1</sup> / <sub>4</sub>	99 <sup>3</sup> / <sub>8</sub>	-65	+ <sup>1</sup> / <sub>2</sub>
July 20.....	35	45	99 <sup>3</sup> / <sub>4</sub>	99 <sup>3</sup> / <sub>4</sub>	97 <sup>1</sup> / <sub>2</sub>	97 <sup>3</sup> / <sub>4</sub>	-30	+ <sup>1</sup> / <sub>2</sub>
July 21.....	25	15	97 <sup>3</sup> / <sub>8</sub>	99 <sup>3</sup> / <sub>8</sub>	97 <sup>3</sup> / <sub>8</sub>	99 <sup>3</sup> / <sub>8</sub>	-----	+1 <sup>1</sup> / <sub>2</sub>
July 23.....	-----	10	-----	-----	-----	-----	-5	-----
July 24.....	5	15	95 <sup>3</sup> / <sub>8</sub>	96 <sup>3</sup> / <sub>8</sub>	95 <sup>3</sup> / <sub>8</sub>	96 <sup>3</sup> / <sub>8</sub>	-5	-----
July 25.....	-----	10	-----	-----	-----	-----	+5	-----
July 26.....	5	15	-----	96 <sup>5</sup> / <sub>8</sub>	96 <sup>5</sup> / <sub>8</sub>	96 <sup>5</sup> / <sub>8</sub>	+6	-----
July 27.....	( <sup>a</sup> )	10	97 <sup>3</sup> / <sub>8</sub>	98	96 <sup>7</sup> / <sub>8</sub>	96 <sup>3</sup> / <sub>8</sub>	-6	-----
July 28.....	-----	10	-----	-----	-----	-----	-----	-----
July 30.....	8	8	100	100 <sup>3</sup> / <sub>4</sub>	99 <sup>1</sup> / <sub>2</sub>	100 <sup>3</sup> / <sub>8</sub>	-2	-----
July 31.....	3	-----	-----	( <sup>c</sup> )	( <sup>c</sup> )	-----	-8	-----

1935 JULY FUTURE

Sept. 25.....	50	40	-----	100	99 <sup>1</sup> / <sub>2</sub>	-----	+40	-----
Sept. 26.....	-----	40	-----	-----	-----	-----	-----	-----
Sept. 27.....	5	45	-----	99 <sup>3</sup> / <sub>4</sub>	99 <sup>3</sup> / <sub>4</sub>	-----	+5	-----
Sept. 28.....	55	65	-----	99 <sup>5</sup> / <sub>8</sub>	99 <sup>5</sup> / <sub>8</sub>	-----	+20	-----
Sept. 29.....	80	130	-----	99	98	-----	+66	-----
Oct. 1.....	707	535	97	97 <sup>1</sup> / <sub>2</sub>	94 <sup>3</sup> / <sub>8</sub>	95	+406	-1
Oct. 2.....	1,134	980	94 <sup>3</sup> / <sub>4</sub>	94 <sup>3</sup> / <sub>4</sub>	92 <sup>3</sup> / <sub>4</sub>	94 <sup>1</sup> / <sub>8</sub> -93 <sup>3</sup> / <sub>4</sub>	+445	-3 <sup>1</sup> / <sub>2</sub>
Oct. 3.....	1,149	1,312	93 <sup>1</sup> / <sub>2</sub>	94 <sup>1</sup> / <sub>4</sub>	90 <sup>3</sup> / <sub>4</sub>	90 <sup>3</sup> / <sub>8</sub> - <sup>3</sup> / <sub>4</sub>	+362	+3 <sup>1</sup> / <sub>2</sub>
Oct. 4.....	1,381	1,679	91 <sup>3</sup> / <sub>4</sub> - <sup>7</sup> / <sub>8</sub>	92 <sup>3</sup> / <sub>8</sub>	90	92 <sup>1</sup> / <sub>4</sub> - <sup>3</sup> / <sub>8</sub>	+377	+1 <sup>1</sup> / <sub>2</sub>
Oct. 5.....	927	1,786	92-92 <sup>1</sup> / <sub>4</sub>	93 <sup>1</sup> / <sub>2</sub>	92	93 <sup>1</sup> / <sub>4</sub>	+107	+1
Oct. 6.....	1,024	2,082	93 <sup>1</sup> / <sub>2</sub>	93 <sup>5</sup> / <sub>8</sub>	92	92 <sup>1</sup> / <sub>4</sub> - <sup>1</sup> / <sub>4</sub>	+296	+1 <sup>1</sup> / <sub>2</sub>
Oct. 8.....	834	2,398	92 <sup>1</sup> / <sub>2</sub>	92 <sup>3</sup> / <sub>8</sub>	90 <sup>7</sup> / <sub>8</sub>	91 <sup>1</sup> / <sub>8</sub>	+310	+ <sup>1</sup> / <sub>2</sub>
Oct. 9.....	728	2,499	91-90 <sup>7</sup> / <sub>8</sub>	91 <sup>7</sup> / <sub>8</sub>	90 <sup>3</sup> / <sub>4</sub>	91 <sup>3</sup> / <sub>8</sub> - <sup>1</sup> / <sub>2</sub>	+101	+ <sup>1</sup> / <sub>2</sub>
Oct. 10.....	1,664	2,641	92 <sup>1</sup> / <sub>4</sub>	94 <sup>3</sup> / <sub>4</sub>	92	94 <sup>1</sup> / <sub>2</sub> - <sup>5</sup> / <sub>8</sub>	+142	+3 <sup>1</sup> / <sub>2</sub>
Oct. 11.....	2,867	3,091	95 <sup>1</sup> / <sub>4</sub> - <sup>1</sup> / <sub>2</sub>	98 <sup>3</sup> / <sub>4</sub>	95 <sup>1</sup> / <sub>4</sub>	98 <sup>1</sup> / <sub>4</sub> - <sup>3</sup> / <sub>8</sub>	+450	+3 <sup>1</sup> / <sub>2</sub>

<sup>a</sup> Price at which trade was made, but no quotation recorded by the Chicago Board of Trade quotation department.

<sup>b</sup> No volume of trading reported.

<sup>c</sup> No official quotations recorded.



TABLE 32.—Daily volume of trading, open commitments, opening, closing, high, low, and closing prices per bushel of July wheat futures on the Chicago Board of Trade, Jan. 3, 1933, to Dec. 31, 1935—Continued

1935 JULY FUTURE—Continued

Date	Volume of trading	Open commitments	Opening price	Range in price		Closing price	Net change from previous day	
				High	Low		Open commitments	Closing price
1934	1,000 bushels	1,000 bushels	Cents	Cents	Cents	Cents	1,000 bushels	Cents
Oct. 13.	1,321	3,030	96-95½	96¾	95½	96	-61	-2¼
Oct. 15.	878	3,201	96½-96	96¾	95½	96¾	+171	-¾
Oct. 16.	1,524	3,308	95½-95	97¼	95	96¾-95	+107	+1½
Oct. 17.	1,233	3,634	96¾-94	96¾	95½	95½-94	+326	-1½
Oct. 18.	1,401	3,845	94½-94	95½	93¾	95-94½	+211	-¼
Oct. 19.	1,207	3,987	94¾	94¾	93¾	94	+142	-1
Oct. 20.	1,756	4,080	93½	93¾	92½	92½-91½	+93	-1½
Oct. 22.	1,278	4,214	93-93¼	94	92¼	92¾-91¼	+134	-¼
Oct. 23.	987	4,232	92½-94	93¾	92¼	92¾	+18	+½
Oct. 24.	874	4,448	93¾-92	93¾	92¾	93½-92¾	+216	+¾
Oct. 25.	1,441	4,574	93¾	93¾	91½	91¾	+126	-1¾
Oct. 26.	1,975	4,909	91½-91	91½	90½	91½-91	+335	---
Oct. 27.	632	5,007	91½-91	91½	91½	91½	+98	-¾
Oct. 29.	3,095	5,424	91¼-91	92	89	89½-91	+417	-1½
Oct. 30.	2,827	5,770	89¾	89¾	88½	89½-91	+346	-¼
Oct. 31.	3,645	6,297	88¾-94	89¼	87½	88-87½	+527	-1¼
Nov. 1.	2,958	6,674	88¾	89¼	87½	89-89½	+377	+1
Nov. 2.	2,703	6,864	89¼-88½	90	88¾	90-89½	+180	+1
Nov. 3.	1,467	6,794	90¼-91	90½	89½	89½-91	-60	-1½
Nov. 5.	1,758	6,674	89¼-91	90½	89½	90½-91	-120	+¾
Nov. 7.	4,492	6,871	90¾-91	94¼	90¼	94¼-91	+197	+4
Nov. 8.	3,881	7,474	94-93¾	94½	92¾	92¾-94	+603	-1½
Nov. 9.	2,790	7,819	93	94¼	93	93½-95	+345	+¾
Nov. 10.	1,744	7,843	94	94¾	93¾	93¾-94	+24	+¾
Nov. 13.	3,750	8,239	93¾-93	94¾	92¾	94¼-94	+396	+1½
Nov. 14.	2,248	8,411	94¼	94¾	93¼	93¾-94	+172	-¼
Nov. 15.	4,422	8,812	93¾-93	95½	93½	95½-94	+401	+1½
Nov. 16.	4,288	8,917	94¾-95	95¼	93¾	94½-95	+105	-1
Nov. 17.	2,610	9,443	93¾-94	94¾	93¾	93¾-94	+526	-½
Nov. 19.	3,004	10,049	93¾-91	94½	93½	93¾-94	+606	+1¼
Nov. 20.	4,093	10,553	93¾-92	93¾	91½	92-91½	+504	-2
Nov. 21.	3,787	10,917	91½-91	92½	91	91½-92	+364	---
Nov. 22.	3,298	11,369	92¼-91	92½	91½	91½-91	+452	-½
Nov. 23.	3,629	11,930	91¾	91¾	90½	91½-91	+561	---
Nov. 24.	1,804	12,320	92¼-92	92¾	92¼	92¾-91	+390	+1¼
Nov. 26.	3,527	12,839	93-92¾	93	91¼	91½-91	+519	-1¼
Nov. 27.	3,449	12,893	91½	92½	91½	92¾-91	+54	+¾
Dec. 3.	3,885	13,252	92¾-94	93½	92½	92¾-91	+359	+¾
Nov. 30.	4,508	14,186	92-91½	92¾	91¼	91¾-92	+934	-¾
Dec. 1.	2,784	14,387	92¼	93¼	92¼	93¼-94	+201	+1½
Dec. 3.	3,813	14,864	93¾-94½	94¼	92¾	92¾-93	+477	-¼
Dec. 4.	3,895	14,994	92¾-94	94¾	92¾	94½-94	+130	+1¼
Dec. 5.	8,798	14,758	94½-94	98¾	94½	97-97¼	-236	+2¾
Dec. 6.	5,788	15,255	97¼-97	97¾	96½	97-97¼	+497	---
Dec. 7.	9,345	16,561	97¾-97	98½	96½	97-97½	+1,306	-½
Dec. 8.	2,250	16,720	97¼	97¾	96¼	96¾-97	+159	-½
Dec. 10.	3,050	16,762	96¼	96¾	95½	96¼-95	+42	-¼
Dec. 11.	1,855	16,891	96	96	95½	95½-94	+129	-½
Dec. 12.	1,979	17,054	95¾	95¾	94½	94½-94	+163	-1¼
Dec. 13.	3,194	17,393	95¼	95½	94½	94½-94	+339	---
Dec. 14.	1,932	17,804	94¾-94	95½	94½	95¾-94	+411	+1¼
Dec. 15.	2,081	17,923	95¾	96¼	94¾	94¾-94	+119	-1
Dec. 17.	3,779	18,268	94¼	94¾	93	93¼-93	+345	-1¾
Dec. 18.	3,555	18,745	93½-94	93½	92½	93¾-94	+477	+½
Dec. 19.	3,822	19,424	93¾	93¾	92¾	92¾-94	+679	-1¼
Dec. 20.	2,751	19,585	92-92¼	92¾	92	92¾-91	+161	---
Dec. 21.	4,430	19,746	91½-92	92¾	91¼	92½-91	+181	-¼
Dec. 22.	2,484	19,602	92¾-94	93½	92½	93¾-94	-144	+¾
Dec. 24.	1,102	19,512	93¾-92	93¾	93½	93¾-94	-90	+¾
Dec. 26.	1,825	19,456	93¾	94¾	93¾	93¾-94	-56	+¾
Dec. 27.	1,301	19,676	93¾-92	93¾	93¼	93¾	+220	-¾
Dec. 28.	2,092	19,726	93¾	94¾	92¾	94½-94	+50	+¾
Dec. 29.	2,470	19,737	94¼	94½	93¾	93¾-92	+11	-½
Dec. 31.	1,893	19,961	93¾	93¾	93¾	93¾	+224	---
Jan. 2.	2,540	20,414	93½	93½	92	92¾-92	+453	-1
Jan. 3.	2,479	20,408	92¾-92	93¾	92¾	93¼-92	-6	+¾
Jan. 4.	2,588	20,665	93¾-94	93¾	92¾	93¾-94	+257	---
Jan. 5.	1,990	20,705	93	94	92¾	94-93¾	+40	+¾
Jan. 7.	4,325	20,503	93¾	94½	93¾	94½-94	-202	+¾

TABLE 32.—Daily volume of trading, open commitments, opening, high, low, and closing prices per bushel of July wheat futures on the Chicago Board of Trade, Jan. 3, 1933, to Dec. 31, 1935—Continued

1935 JULY FUTURE—Continued

Date	Volume of trading	Open commitments	Opening price	Range in price		Closing price	Net change from previous day	
				High	Low		Open commitments	Closing price
1935	1,000 bushels	1,000 bushels	Cents	Cents	Cents	1,000 bushels	Cents	
Jan. 8.....	2,990	20,039	94	94 <sup>3</sup> / <sub>8</sub>	93 <sup>1</sup> / <sub>8</sub>	94-93 <sup>1</sup> / <sub>8</sub>	+136	- <sup>1</sup> / <sub>4</sub>
Jan. 9.....	3,115	20,576	93 <sup>1</sup> / <sub>8</sub>	94 <sup>3</sup> / <sub>8</sub>	93 <sup>1</sup> / <sub>8</sub>	93 <sup>1</sup> / <sub>8</sub> - <sup>3</sup> / <sub>8</sub>	-63	- <sup>3</sup> / <sub>4</sub>
Jan. 10.....	2,220	20,553	93 <sup>1</sup> / <sub>2</sub>	94	92 <sup>3</sup> / <sub>8</sub>	93 <sup>3</sup> / <sub>8</sub> - <sup>1</sup> / <sub>2</sub>	-23	+ <sup>1</sup> / <sub>4</sub>
Jan. 11.....	5,555	20,394	93 <sup>1</sup> / <sub>4</sub> -93	93 <sup>1</sup> / <sub>8</sub>	91 <sup>1</sup> / <sub>8</sub>	91 <sup>1</sup> / <sub>8</sub> - <sup>3</sup> / <sub>8</sub>	-159	-1 <sup>3</sup> / <sub>4</sub>
Jan. 12.....	4,726	20,522	91 <sup>1</sup> / <sub>4</sub> -91	91 <sup>1</sup> / <sub>8</sub>	90 <sup>3</sup> / <sub>8</sub>	91 <sup>1</sup> / <sub>8</sub> - <sup>1</sup> / <sub>4</sub>	+128	- <sup>1</sup> / <sub>2</sub>
Jan. 14.....	3,791	20,780	91 <sup>1</sup> / <sub>8</sub> - <sup>1</sup> / <sub>4</sub>	91 <sup>1</sup> / <sub>8</sub>	89 <sup>3</sup> / <sub>8</sub>	90 <sup>1</sup> / <sub>8</sub> -90	+258	-1 <sup>1</sup> / <sub>4</sub>
Jan. 15.....	11,122	20,717	89 <sup>1</sup> / <sub>4</sub> - <sup>3</sup> / <sub>4</sub>	90 <sup>1</sup> / <sub>8</sub>	89 <sup>1</sup> / <sub>8</sub>	89 <sup>1</sup> / <sub>8</sub> - <sup>3</sup> / <sub>8</sub>	-63	-3 <sup>1</sup> / <sub>8</sub>
Jan. 16.....	6,648	20,596	86 <sup>1</sup> / <sub>4</sub> -87	88 <sup>3</sup> / <sub>8</sub>	86 <sup>3</sup> / <sub>8</sub>	88 <sup>3</sup> / <sub>8</sub> - <sup>1</sup> / <sub>4</sub>	-121	+1 <sup>1</sup> / <sub>4</sub>
Jan. 17.....	3,908	20,632	88 <sup>3</sup> / <sub>8</sub> - <sup>1</sup> / <sub>2</sub>	88 <sup>3</sup> / <sub>8</sub>	87 <sup>1</sup> / <sub>2</sub>	88 <sup>1</sup> / <sub>2</sub> - <sup>3</sup> / <sub>8</sub>	+36	+ <sup>1</sup> / <sub>4</sub>
Jan. 18.....	3,060	20,596	88 <sup>1</sup> / <sub>4</sub> - <sup>3</sup> / <sub>4</sub>	89 <sup>1</sup> / <sub>4</sub>	88 <sup>1</sup> / <sub>4</sub>	88 <sup>1</sup> / <sub>2</sub> - <sup>1</sup> / <sub>8</sub>	-39	- <sup>1</sup> / <sub>4</sub>
Jan. 19.....	2,088	20,732	89-89 <sup>1</sup> / <sub>8</sub>	89 <sup>3</sup> / <sub>8</sub>	88 <sup>3</sup> / <sub>8</sub>	89 <sup>3</sup> / <sub>8</sub> - <sup>3</sup> / <sub>8</sub>	+136	+1 <sup>1</sup> / <sub>4</sub>
Jan. 21.....	4,501	21,025	89 <sup>3</sup> / <sub>8</sub>	89 <sup>3</sup> / <sub>8</sub>	87 <sup>3</sup> / <sub>8</sub>	88 <sup>1</sup> / <sub>2</sub> - <sup>3</sup> / <sub>8</sub>	+203	- <sup>1</sup> / <sub>2</sub>
Jan. 22.....	3,006	20,813	88 <sup>1</sup> / <sub>4</sub> - <sup>1</sup> / <sub>4</sub>	88 <sup>1</sup> / <sub>2</sub>	87 <sup>3</sup> / <sub>8</sub>	88 <sup>1</sup> / <sub>2</sub> - <sup>1</sup> / <sub>8</sub>	-212	-1
Jan. 23.....	3,508	20,826	88 <sup>1</sup> / <sub>2</sub> - <sup>3</sup> / <sub>8</sub>	89 <sup>3</sup> / <sub>8</sub>	88 <sup>3</sup> / <sub>8</sub>	88 <sup>3</sup> / <sub>8</sub> - <sup>3</sup> / <sub>8</sub>	+13	+ <sup>1</sup> / <sub>4</sub>
Jan. 24.....	3,284	20,843	88 <sup>3</sup> / <sub>8</sub>	89	87 <sup>3</sup> / <sub>8</sub>	88 <sup>3</sup> / <sub>8</sub> - <sup>3</sup> / <sub>8</sub>	+17	+ <sup>1</sup> / <sub>4</sub>
Jan. 25.....	2,993	20,966	88 <sup>1</sup> / <sub>2</sub> - <sup>3</sup> / <sub>8</sub>	89 <sup>1</sup> / <sub>2</sub>	88 <sup>1</sup> / <sub>2</sub>	89 <sup>3</sup> / <sub>8</sub> - <sup>1</sup> / <sub>2</sub>	+123	+ <sup>1</sup> / <sub>4</sub>
Jan. 26.....	1,320	21,146	89 <sup>1</sup> / <sub>4</sub> - <sup>3</sup> / <sub>8</sub>	89 <sup>3</sup> / <sub>8</sub>	89	89 <sup>3</sup> / <sub>8</sub> - <sup>1</sup> / <sub>4</sub>	+180	- <sup>1</sup> / <sub>4</sub>
Jan. 28.....	3,843	21,123	88 <sup>3</sup> / <sub>8</sub> - <sup>3</sup> / <sub>8</sub>	88 <sup>3</sup> / <sub>8</sub>	87 <sup>3</sup> / <sub>8</sub>	88 <sup>1</sup> / <sub>2</sub> -88	-23	-1 <sup>1</sup> / <sub>4</sub>
Jan. 29.....	3,456	21,083	87 <sup>1</sup> / <sub>2</sub> - <sup>3</sup> / <sub>8</sub>	88 <sup>1</sup> / <sub>2</sub>	87 <sup>3</sup> / <sub>8</sub>	87 <sup>1</sup> / <sub>2</sub> - <sup>3</sup> / <sub>8</sub>	-40	- <sup>1</sup> / <sub>4</sub>
Jan. 30.....	1,994	21,079	87 <sup>1</sup> / <sub>2</sub> - <sup>3</sup> / <sub>8</sub>	88 <sup>1</sup> / <sub>2</sub>	87 <sup>1</sup> / <sub>2</sub>	88 <sup>3</sup> / <sub>8</sub> - <sup>1</sup> / <sub>4</sub>	-4	+ <sup>1</sup> / <sub>4</sub>
Jan. 31.....	2,305	21,104	87 <sup>1</sup> / <sub>2</sub> -88	89 <sup>1</sup> / <sub>2</sub>	87 <sup>3</sup> / <sub>8</sub>	88 <sup>3</sup> / <sub>8</sub> - <sup>1</sup> / <sub>4</sub>	+25	+ <sup>1</sup> / <sub>2</sub>
Feb. 1.....	1,699	21,014	88 <sup>1</sup> / <sub>4</sub>	88 <sup>1</sup> / <sub>4</sub>	88	88 <sup>3</sup> / <sub>8</sub> - <sup>1</sup> / <sub>2</sub>	-90	- <sup>1</sup> / <sub>4</sub>
Feb. 2.....	1,856	20,962	88 <sup>1</sup> / <sub>4</sub>	89	87 <sup>3</sup> / <sub>8</sub>	88 <sup>1</sup> / <sub>2</sub> -89	-52	+ <sup>1</sup> / <sub>4</sub>
Feb. 4.....	3,728	20,379	88 <sup>1</sup> / <sub>4</sub> - <sup>1</sup> / <sub>4</sub>	88 <sup>3</sup> / <sub>8</sub>	87 <sup>3</sup> / <sub>8</sub>	87 <sup>1</sup> / <sub>2</sub> - <sup>3</sup> / <sub>8</sub>	-593	-1 <sup>1</sup> / <sub>2</sub>
Feb. 5.....	3,906	19,773	87 <sup>1</sup> / <sub>4</sub> - <sup>3</sup> / <sub>4</sub>	88	86 <sup>1</sup> / <sub>4</sub>	87 <sup>1</sup> / <sub>2</sub> -88	-606	- <sup>1</sup> / <sub>4</sub>
Feb. 6.....	2,348	20,057	87 <sup>1</sup> / <sub>2</sub> - <sup>3</sup> / <sub>4</sub>	87 <sup>1</sup> / <sub>2</sub>	87 <sup>1</sup> / <sub>2</sub>	87 <sup>1</sup> / <sub>2</sub> - <sup>1</sup> / <sub>4</sub>	+284	- <sup>1</sup> / <sub>4</sub>
Feb. 7.....	3,050	20,277	87 <sup>1</sup> / <sub>2</sub> - <sup>3</sup> / <sub>8</sub>	88 <sup>1</sup> / <sub>4</sub>	87 <sup>3</sup> / <sub>8</sub>	88 <sup>3</sup> / <sub>8</sub> - <sup>1</sup> / <sub>4</sub>	+229	+ <sup>1</sup> / <sub>4</sub>
Feb. 8.....	2,467	20,289	88 <sup>1</sup> / <sub>4</sub> - <sup>1</sup> / <sub>4</sub>	89 <sup>3</sup> / <sub>8</sub>	88 <sup>3</sup> / <sub>8</sub>	88 <sup>3</sup> / <sub>8</sub> -89	+12	+ <sup>1</sup> / <sub>4</sub>
Feb. 9.....	3,237	20,418	89 <sup>1</sup> / <sub>2</sub> - <sup>1</sup> / <sub>4</sub>	89 <sup>1</sup> / <sub>2</sub>	89 <sup>3</sup> / <sub>8</sub>	90 <sup>1</sup> / <sub>2</sub> - <sup>3</sup> / <sub>8</sub>	+129	+1 <sup>1</sup> / <sub>2</sub>
Feb. 11.....	1,958	20,469	89 <sup>1</sup> / <sub>2</sub> - <sup>3</sup> / <sub>8</sub>	89 <sup>1</sup> / <sub>2</sub>	89	89 <sup>1</sup> / <sub>2</sub> - <sup>1</sup> / <sub>4</sub>	+51	-1 <sup>1</sup> / <sub>4</sub>
Feb. 13.....	2,241	20,837	89-88 <sup>1</sup> / <sub>2</sub>	90	88 <sup>3</sup> / <sub>8</sub>	89 <sup>3</sup> / <sub>8</sub> -90	+398	+ <sup>1</sup> / <sub>4</sub>
Feb. 14.....	2,052	20,746	90-89 <sup>1</sup> / <sub>2</sub>	90 <sup>1</sup> / <sub>4</sub>	89 <sup>3</sup> / <sub>8</sub>	89 <sup>3</sup> / <sub>8</sub> - <sup>3</sup> / <sub>4</sub>	-91	- <sup>1</sup> / <sub>4</sub>
Feb. 15.....	2,522	20,966	89 <sup>3</sup> / <sub>8</sub> - <sup>1</sup> / <sub>2</sub>	90 <sup>1</sup> / <sub>8</sub>	89 <sup>1</sup> / <sub>2</sub>	90 <sup>1</sup> / <sub>8</sub> - <sup>3</sup> / <sub>4</sub>	+220	+ <sup>1</sup> / <sub>4</sub>
Feb. 16.....	2,289	20,807	90 <sup>1</sup> / <sub>4</sub> - <sup>3</sup> / <sub>4</sub>	91 <sup>1</sup> / <sub>4</sub>	90 <sup>1</sup> / <sub>2</sub>	90 <sup>3</sup> / <sub>8</sub> - <sup>1</sup> / <sub>2</sub>	-159	- <sup>1</sup> / <sub>4</sub>
Feb. 18.....	2,698	21,207	90 <sup>1</sup> / <sub>2</sub> - <sup>3</sup> / <sub>4</sub>	92 <sup>3</sup> / <sub>8</sub>	89 <sup>3</sup> / <sub>8</sub>	92 <sup>1</sup> / <sub>4</sub> - <sup>1</sup> / <sub>2</sub>	+400	+2
Feb. 19.....	5,456	21,700	92 <sup>1</sup> / <sub>4</sub> - <sup>1</sup> / <sub>2</sub>	92 <sup>1</sup> / <sub>4</sub>	91 <sup>3</sup> / <sub>8</sub>	91 <sup>3</sup> / <sub>8</sub> -92	+403	+ <sup>1</sup> / <sub>4</sub>
Feb. 20.....	3,071	21,845	91 <sup>3</sup> / <sub>8</sub> - <sup>1</sup> / <sub>2</sub>	91 <sup>3</sup> / <sub>8</sub>	90 <sup>1</sup> / <sub>4</sub>	90 <sup>3</sup> / <sub>8</sub> - <sup>1</sup> / <sub>2</sub>	+145	-1 <sup>1</sup> / <sub>2</sub>
Feb. 21.....	3,151	21,647	90 <sup>1</sup> / <sub>4</sub>	91 <sup>1</sup> / <sub>8</sub>	90 <sup>3</sup> / <sub>8</sub>	91 <sup>1</sup> / <sub>4</sub> - <sup>3</sup> / <sub>8</sub>	-198	+ <sup>1</sup> / <sub>4</sub>
Feb. 23.....	3,294	21,669	91 <sup>1</sup> / <sub>4</sub> -90 <sup>1</sup> / <sub>8</sub>	92	90 <sup>3</sup> / <sub>8</sub>	91 <sup>1</sup> / <sub>2</sub> - <sup>3</sup> / <sub>8</sub>	+22	+ <sup>1</sup> / <sub>4</sub>
Feb. 25.....	2,981	21,941	91-90 <sup>1</sup> / <sub>8</sub>	92	90 <sup>3</sup> / <sub>8</sub>	91 <sup>1</sup> / <sub>2</sub> - <sup>3</sup> / <sub>8</sub>	+272	+ <sup>1</sup> / <sub>4</sub>
Feb. 26.....	3,942	21,936	91 <sup>1</sup> / <sub>8</sub>	92 <sup>3</sup> / <sub>8</sub>	91 <sup>3</sup> / <sub>8</sub>	92-92 <sup>1</sup> / <sub>4</sub>	-5	+ <sup>1</sup> / <sub>2</sub>
Feb. 27.....	3,524	22,019	92 <sup>3</sup> / <sub>8</sub> - <sup>1</sup> / <sub>2</sub>	93 <sup>3</sup> / <sub>8</sub>	92 <sup>3</sup> / <sub>8</sub>	93 <sup>1</sup> / <sub>8</sub> - <sup>1</sup> / <sub>4</sub>	+83	+1 <sup>1</sup> / <sub>2</sub>
Feb. 28.....	3,404	22,191	93 <sup>1</sup> / <sub>8</sub> - <sup>3</sup> / <sub>8</sub>	93 <sup>3</sup> / <sub>8</sub>	92 <sup>3</sup> / <sub>8</sub>	92 <sup>3</sup> / <sub>8</sub> - <sup>1</sup> / <sub>2</sub>	+172	+ <sup>1</sup> / <sub>4</sub>
Mar. 1.....	2,269	22,436	92 <sup>1</sup> / <sub>4</sub> - <sup>1</sup> / <sub>8</sub>	92 <sup>1</sup> / <sub>4</sub>	91 <sup>1</sup> / <sub>4</sub>	92 <sup>3</sup> / <sub>8</sub> - <sup>3</sup> / <sub>4</sub>	+245	- <sup>1</sup> / <sub>2</sub>
Mar. 2.....	2,098	22,525	93	93	92 <sup>1</sup> / <sub>4</sub>	92 <sup>3</sup> / <sub>8</sub> - <sup>1</sup> / <sub>4</sub>	+89	- <sup>1</sup> / <sub>8</sub>
Mar. 4.....	2,959	22,879	91 <sup>3</sup> / <sub>8</sub> - <sup>1</sup> / <sub>2</sub>	91 <sup>1</sup> / <sub>8</sub>	91 <sup>1</sup> / <sub>8</sub>	91 <sup>1</sup> / <sub>2</sub> - <sup>1</sup> / <sub>4</sub>	+354	- <sup>1</sup> / <sub>8</sub>
Mar. 5.....	2,938	23,032	91 <sup>3</sup> / <sub>8</sub> - <sup>1</sup> / <sub>4</sub>	91 <sup>1</sup> / <sub>2</sub>	90 <sup>1</sup> / <sub>2</sub>	90 <sup>3</sup> / <sub>8</sub> - <sup>1</sup> / <sub>2</sub>	+153	- <sup>1</sup> / <sub>4</sub>
Mar. 6.....	7,839	23,377	90 <sup>1</sup> / <sub>4</sub> -90	92 <sup>1</sup> / <sub>2</sub>	89 <sup>3</sup> / <sub>8</sub>	89 <sup>1</sup> / <sub>2</sub> - <sup>3</sup> / <sub>8</sub>	+345	-1
Mar. 7.....	2,830	23,325	90 <sup>3</sup> / <sub>8</sub> - <sup>1</sup> / <sub>4</sub>	90 <sup>1</sup> / <sub>4</sub>	89 <sup>3</sup> / <sub>8</sub>	90 <sup>3</sup> / <sub>8</sub> - <sup>1</sup> / <sub>4</sub>	-52	+1 <sup>1</sup> / <sub>4</sub>
Mar. 8.....	1,851	23,452	90 <sup>3</sup> / <sub>8</sub> - <sup>1</sup> / <sub>2</sub>	90 <sup>1</sup> / <sub>4</sub>	90 <sup>3</sup> / <sub>8</sub>	90 <sup>1</sup> / <sub>4</sub> - <sup>3</sup> / <sub>4</sub>	+127	- <sup>1</sup> / <sub>4</sub>
Mar. 9.....	2,252	23,432	90 <sup>1</sup> / <sub>2</sub> - <sup>3</sup> / <sub>8</sub>	90 <sup>1</sup> / <sub>2</sub>	89 <sup>3</sup> / <sub>8</sub>	90 <sup>3</sup> / <sub>8</sub> - <sup>1</sup> / <sub>2</sub>	-20	- <sup>1</sup> / <sub>4</sub>
Mar. 11.....	6,375	23,273	89 <sup>1</sup> / <sub>4</sub> - <sup>1</sup> / <sub>2</sub>	90	87 <sup>3</sup> / <sub>8</sub>	89-88 <sup>1</sup> / <sub>2</sub>	-159	- <sup>1</sup> / <sub>4</sub>
Mar. 12.....	4,634	22,842	88 <sup>3</sup> / <sub>8</sub> - <sup>1</sup> / <sub>2</sub>	89 <sup>3</sup> / <sub>8</sub>	88 <sup>3</sup> / <sub>8</sub>	88 <sup>1</sup> / <sub>2</sub> - <sup>3</sup> / <sub>4</sub>	-431	- <sup>1</sup> / <sub>4</sub>
Mar. 13.....	3,055	22,721	88 <sup>3</sup> / <sub>8</sub>	89 <sup>3</sup> / <sub>8</sub>	88 <sup>3</sup> / <sub>8</sub>	89 <sup>3</sup> / <sub>8</sub> - <sup>3</sup> / <sub>4</sub>	-121	+1
Mar. 14.....	3,509	22,541	89 <sup>3</sup> / <sub>8</sub> - <sup>1</sup> / <sub>4</sub>	89 <sup>3</sup> / <sub>8</sub>	88 <sup>3</sup> / <sub>8</sub>	88 <sup>1</sup> / <sub>2</sub> - <sup>3</sup> / <sub>8</sub>	-180	-1 <sup>1</sup> / <sub>4</sub>
Mar. 15.....	5,064	22,495	88 <sup>3</sup> / <sub>8</sub> - <sup>1</sup> / <sub>2</sub>	90 <sup>1</sup> / <sub>4</sub>	88 <sup>3</sup> / <sub>8</sub>	89 <sup>1</sup> / <sub>2</sub> - <sup>3</sup> / <sub>8</sub>	-46	+ <sup>1</sup> / <sub>4</sub>
Mar. 16.....	3,417	22,530	89 <sup>3</sup> / <sub>8</sub> - <sup>1</sup> / <sub>2</sub>	90 <sup>1</sup> / <sub>8</sub>	89	89-89 <sup>1</sup> / <sub>2</sub>	+35	- <sup>1</sup> / <sub>2</sub>
Mar. 18.....	5,406	22,336	88-87 <sup>3</sup> / <sub>8</sub>	88 <sup>3</sup> / <sub>8</sub>	87 <sup>3</sup> / <sub>8</sub>	88 <sup>3</sup> / <sub>8</sub> - <sup>1</sup> / <sub>2</sub>	-104	+ <sup>1</sup> / <sub>4</sub>
Mar. 19.....	3,122	22,267	88 <sup>1</sup> / <sub>2</sub> - <sup>3</sup> / <sub>8</sub>	89 <sup>1</sup> / <sub>4</sub>	88 <sup>1</sup> / <sub>2</sub>	88 <sup>1</sup> / <sub>2</sub> - <sup>3</sup> / <sub>4</sub>	+60	+2 <sup>1</sup> / <sub>4</sub>
Mar. 20.....	6,040	22,477	89 <sup>1</sup> / <sub>4</sub> - <sup>1</sup> / <sub>4</sub>	91 <sup>1</sup> / <sub>4</sub>	89 <sup>3</sup> / <sub>8</sub>	91-91 <sup>1</sup> / <sub>4</sub>	+210	+ <sup>1</sup> / <sub>4</sub>
Mar. 21.....	8,060	22,756	91-90 <sup>1</sup> / <sub>4</sub>	90 <sup>1</sup> / <sub>2</sub>	91 <sup>3</sup> / <sub>8</sub>	91 <sup>3</sup> / <sub>8</sub> - <sup>3</sup> / <sub>4</sub>	+279	+ <sup>1</sup> / <sub>4</sub>
Mar. 22.....	5,793	22,431	92-92 <sup>1</sup> / <sub>8</sub>	92 <sup>3</sup> / <sub>8</sub>	91 <sup>3</sup> / <sub>8</sub>	92 <sup>1</sup> / <sub>4</sub> - <sup>3</sup> / <sub>8</sub>	-325	+ <sup>1</sup> / <sub>4</sub>
Mar. 23.....	3,315	22,653	91 <sup>3</sup> / <sub>8</sub> - <sup>3</sup> / <sub>8</sub>	91 <sup>3</sup> / <sub>8</sub>	91	91 <sup>1</sup> / <sub>4</sub> - <sup>3</sup> / <sub>8</sub>	+222	-1
Mar. 25.....	4,491	22,499	90 <sup>3</sup> / <sub>8</sub> - <sup>1</sup> / <sub>2</sub>	91 <sup>3</sup> / <sub>8</sub>	90 <sup>3</sup> / <sub>8</sub>	91 <sup>1</sup> / <sub>2</sub> - <sup>3</sup> / <sub>8</sub>	-154	+ <sup>1</sup> / <sub>4</sub>
Mar. 26.....	3,693	22,522	91 <sup>3</sup> / <sub>8</sub>	92 <sup>1</sup> / <sub>4</sub>	91 <sup>3</sup> / <sub>8</sub>	91 <sup>3</sup> / <sub>8</sub> - <sup>3</sup> / <sub>4</sub>	+23	+ <sup>1</sup> / <sub>4</sub>
Mar. 27.....	6,765	22,708	92 <sup>3</sup> / <sub>8</sub> - <sup>1</sup> / <sub>2</sub>	93 <sup>3</sup> / <sub>8</sub>	92 <sup>3</sup> / <sub>8</sub>	93 <sup>3</sup> / <sub>8</sub> - <sup>1</sup> / <sub>2</sub>	+189	+1 <sup>1</sup> / <sub>2</sub>
Mar. 28.....	4,520	22,894	93 <sup>1</sup> / <sub>4</sub> - <sup>1</sup> / <sub>2</sub>	93 <sup>1</sup> / <sub>2</sub>	92 <sup>3</sup> / <sub>8</sub>	92 <sup>3</sup> / <sub>8</sub> - <sup>1</sup> / <sub>2</sub>	+189	- <sup>1</sup> / <sub>4</sub>
Mar. 29.....	3,184	23,172	92 <sup>1</sup> / <sub>2</sub> - <sup>3</sup> / <sub>8</sub>	92 <sup>3</sup> / <sub>8</sub>	91 <sup>3</sup> / <sub>8</sub>	92-91 <sup>3</sup> / <sub>8</sub>	+278	- <sup>1</sup> / <sub>2</sub>

\* On Feb. 18, 1935, trading was suspended at 11:13 a. m., for the remainder of the trading day, owing to the rendition of the gold-clause decisions by the Supreme Court.

TABLE 32.—Daily volume of trading, open commitments, opening, closing, high, low, and closing prices per bushel of July wheat futures on the Chicago Board of Trade, Jan. 3, 1933, to Dec. 31, 1935—Continued

1935 JULY FUTURE—Continued

Date	Volume of trading	Open commitments	Opening price	Range in price		Closing price	Net change from previous day	
				High	Low		Open commitments	Closing price
1935	1,000 bushels	1,000 bushels	Cents	Cents	Cents	Cents	1,000 bushels	Cents
Mar. 30.....	2,250	23,261	92½-¼	92½	92½	92½-¾	+89	+¼
Apr. 1.....	4,398	23,897	92¼-92	92¼	90½	91¾-¼	+636	-1
Apr. 2.....	4,662	24,051	91½-¾	91¾	90½	90¾	+154	-½
Apr. 3.....	5,783	24,124	90½-91	91¾	90½	91¼-½	+73	+½
Apr. 4.....	7,479	24,363	91½-92	92¾	91½	92½-½	+230	+1½
Apr. 5.....	4,874	24,213	91½-¾	92½	91¼	91¾-½	-150	-¾
Apr. 6.....	3,391	23,885	91½-¾	92	91¾	91¾-¾	-328	-1
Apr. 8.....	7,686	24,050	92½-93½	93¼	92½	92¾-¾	+174	+1
Apr. 9.....	5,509	24,395	92½-¼	92½	91¾	92½-½	+336	-¼
Apr. 10.....	15,336	25,124	93½-¾	95½	93¼	95-94½	+729	+2½
Apr. 11.....	13,720	25,800	97½-98¼	98¼	96½	96½-9½	+745	+1¾
Apr. 12.....	15,402	26,290	96½-¼	99½	96¼	99½-½	+397	+3
Apr. 13.....	18,124	26,824	100-99½	101¾	99½	100¼-100	+558	+9
Apr. 15.....	23,062	28,816	99¾-98¾	100¾	98¾	99¾-½	+1,992	-½
Apr. 16.....	18,332	29,878	99½-¼	102	99¼	101½-102	+1,022	+2¼
Apr. 17.....	22,475	30,312	101½-½	101¾	99½	99½-½	+434	-2½
Apr. 18.....	12,905	30,240	99½-100	100½	99¼	99¾-½	-66	-½
Apr. 20.....	10,844	30,190	100½-¾	101½	100½	100¾-101	-47	+1½
Apr. 22.....	15,082	30,357	101¼-¾	102	100½	101¼-½	+158	+¼
Apr. 23.....	17,612	30,216	100¾-¾	100¾	98	98¼-98	-141	-3¼
Apr. 25.....	22,439	30,598	98-98½	98½	96¾	97½-¾	+352	+2½
Apr. 26.....	19,055	30,791	98½-97½	99¾	97½	98¾-¾	+223	+½
Apr. 27.....	8,787	30,930	99-98½	99¾	98½	98¾-½	+148	-1
Apr. 29.....	15,579	31,938	98½-¾	100½	98½	99½-½	+999	+¾
Apr. 30.....	15,003	34,629	99½-¼	99¾	98½	99¾-¼	+2,691	-¼
May 1.....	16,325	30,608	99½-½	100	98	98½-98	+2,030	-1¼
May 2.....	13,072	37,812	97½-¼	97½	96½	97½-97	+1,144	-1
May 3.....	11,786	30,050	97-97½	97½	96½	97½-¼	+1,244	+¼
May 4.....	7,469	30,249	97½-½	97½	96¼	96¼	+193	-1
May 6.....	9,766	30,692	96½-96	97½	95¼	96½-¾	+443	+¼
May 7.....	19,334	30,150	96¾-½	99¾	94¾	94¾-¾	-642	-1¾
May 8.....	12,324	39,222	94¾-95	96	94¾	95½-½	+72	+¾
May 9.....	9,566	38,731	95¾-¾	96¾	95	96½-96	-491	+½
May 10.....	9,964	38,646	96½-¾	99¾	94¾	94¾-¾	-85	-1¼
May 11.....	13,691	38,918	95½-96	96	93¾	94-93¾	+272	-¾
May 13.....	16,818	39,510	93¾-¾	93¾	92½	92½-½	+592	+1
May 14.....	12,713	39,767	92¾-½	93	91¾	92-91¾	+257	-½
May 15.....	8,085	40,153	91¾-92	92¾	91¾	92½-¾	+396	+¾
May 16.....	12,888	40,047	92¾-¾	94½	92½	93½-94	-106	+1¾
May 17.....	12,984	39,930	93¾-¾	93¾	91¾	91½-¾	-117	-2½
May 18.....	11,373	39,357	90¾-½	91½	90¾	91½-90¾	-573	-½
May 20.....	11,781	39,575	90¾-¾	91½	89½	90-90½	+218	-1
May 21.....	10,987	39,907	89¾-¾	90½	89¼	90¾-¼	+332	+¼
May 22.....	8,014	39,870	90¼-¾	91	89½	89¾-90	-37	-¾
May 23.....	6,537	39,681	89¾-¾	90¾	89¾	90¾-¼	-189	+¾
May 24.....	12,709	38,955	90-90¼	90¼	88¾	88½-¾	-726	-1¾
May 25.....	9,910	38,905	88-87½	88½	87¼	87¾-½	-50	-1
May 27.....	10,254	39,106	87¾-¾	88½	86¾	87½-¾	+201	-
May 28.....	10,955	39,040	87¼-87	88	86½	87¼-½	-66	-½
May 29.....	15,050	38,192	87	87½	84¾	84¾-¾	-848	-2½
May 31.....	15,639	38,430	85-86½	86	83¾	84-84¼	+244	-¾
June 1.....	13,360	37,343	83-82¼	83	81¾	82¾-83	-1,093	-1½
June 3.....	10,074	36,887	83½-¾	83¾	82	82½-½	-456	-½
June 4.....	9,153	37,036	83¼-½	84	82¾	83¾-84	+149	+1½
June 5.....	7,205	36,475	83¾-½	84	83	83¾-¾	-561	-¼
June 6.....	8,714	36,019	83¾-½	84½	83½	84½-84	-456	+¼
June 8.....	10,064	35,530	84½-83¾	84½	82¾	82¾-¾	-489	-1¼
June 10.....	9,880	34,986	82½-¾	84¾	82½	83½-¾	-544	+¾
June 11.....	6,013	34,956	83½	83¾	83	83¾-¾	-30	+¼
June 12.....	6,087	34,820	84-83½	84	83¾	83½-¾	-136	-¼
June 13.....	13,383	33,366	83¼-½	83¼	80¾	80¾-¾	-1,454	-2¾
June 14.....	9,507	31,388	80¾-½	80¾	78½	78½-79	-1,978	-1¾
June 15.....	4,094	30,843	79¾-½	80½	79½	80¼-½	-545	+1¼
	4,216	30,334	80½-¼	80¼	78¾	79-78¾	-509	-1¼

\* Trading suspended Apr. 24, 1935, pending arrangements for the disposition of open futures contracts of a member of the exchange who had been granted an injunction by a Federal court restraining the Board of Trade from suspending the member.

TABLE 32.—Daily volume of trading, open commitments, opening, high, low, and closing prices per bushel of July wheat futures on the Chicago Board of Trade, Jan. 3, 1933, to Dec. 31, 1935—Continued

1935 JULY FUTURE—Continued

Date	Volume of trading	Open commitments	Opening price	Range in price		Closing price	Net change from previous day	
				High	Low		Open commitments	Closing price
1935	1,000 bushels	1,000 bushels	Cents	Cents	Cents	Cents	1,000 bushels	Cents
June 17	3,639	29,626	79¼-¾	80¼	78½	80½-¼	-708	+1¼
June 18	4,310	29,126	80¼-½	82	80¾	81½-¾	-500	+1½
June 19	5,678	28,102	81½-¾	81¾	79½	80-80½	-934	-1¾
June 20	4,939	27,747	79-79½	80½	78¾	80½-½	-445	+½
June 21	3,881	26,741	80½-½	81½	80½	81¼-½	-1,006	+¾
June 22	2,218	26,106	81½-80½	81½	80	80½-¼	-635	-1
June 24	3,273	25,229	79½-½	80	79½	79½-½	-877	-¾
June 25	4,356	23,532	79-79½	79¾	78¾	78½-79	-1,697	-½
June 26	3,860	22,131	79½-½	80½	79	80½-¾	-1,401	+1½
June 27	3,076	20,707	80½-80	80¼	79½	80-80½	-1,424	-½
June 28	9,132	16,198	80½-¾	84½	80½	84½-½	-4,609	+¾
June 29	10,727	12,520	84¼-83½	86¼	83½	84½-½	-3,778	-½
July 1	6,414	10,605	84½-¼	87¾	84½	86½-¾	-1,915	+2¼
July 2	4,152	9,249	80½	87¼	85	86½	-1,356	-½
July 3	2,523	8,070	85¾-½	87½	85½	86-86½	-1,179	-½
July 5	3,357	6,970	82-81¾	83½	81	81a	-1,100	-3
July 6	3,045	5,889	79½-¼	80½	78	78½-½	-1,081	-2½
July 8	1,204	5,464	78½	80½	78½	79½-80	-425	+1½
July 9	1,239	4,943	80¼-¾	84	80¼	84	-521	+4
July 10	1,374	4,487	83½	84½	83½	84½-¾	-456	+½
July 11	940	3,994	82	83½	81¾	83½	-493	-1½
July 12	565	3,747	83½	83½	81¾	81½	-247	-2
July 13	434	3,590	80¾	80½	79½	79½	-187	-1¾
July 15	392	3,451	80¼	82½	80¼	82	-109	+2½
July 16	282	3,357	82½	83	81½	82-82½	-94	-
July 17	984	2,851	82½	86	82½	85¼-¾	-606	+¾
July 18	330	2,739	86	86	83½	83¾-½	-112	-1½
July 19	781	2,611	84¼	84¾	83½	84	-128	+¼
July 20	253	2,479	84	85½	83¾	85½	-132	+1½
July 22	425	2,328	85½	86¾	84½	84¾-½	-151	-¾
July 23	356	2,182	85½	85½	83	83¾-½	-146	-1
July 24	414	1,935	84½-½	86	84	85½-86	-247	+2¼
July 25	683	1,637	85¼	87½	85	86	-208	-
July 26	1,050	1,319	87	90¼	86¾	89½	-318	+¾
July 27	803	822	90	94¾	90	92¾-7½	-497	+2½
July 29	476	524	91½	93¾	91½	92	-298	-¾
July 30	470	298	90½	91¾	90	90½	-298	-1½
July 31	506	-----	91½	94¼	91½	93¾-7½	-295	+¾

1936 JULY FUTURE

Sept. 26	5	5	-----	92½	92½	-----	+5	-----
Sept. 27	1	6	-----	(7)	(7)	-----	+1	-----
Sept. 28	6	-----	-----	-----	-----	-----	-----	-----
Sept. 30	24	29	-----	92½	91¾	-----	+23	-----
Oct. 1	1,727	1,263	92¾	92¾	91¾	92¾-½	+1,224	-----
Oct. 2	3,761	2,039	93½-93	97½	92¼	96½-½	+1,380	+¼
Oct. 3	1,892	3,247	96¾-¼	97	96	96	+608	-½
Oct. 4	1,429	3,628	94-93½	95½	93½	95½-½	+381	-½
Oct. 5	1,025	4,028	95½	96½	95½	95½-96	+400	+1½
Oct. 7	982	4,349	95½-95	95½	94	94½-¼	+321	-1¾
Oct. 8	1,398	4,625	93¼-93	93¼	92	92½-½	+276	-1¾
Oct. 9	1,270	5,002	92½	93½	92¼	92½-¾	+377	-----
Oct. 10	978	5,136	93-93½	94	93	93½-¾	+134	+1¼
Oct. 11	898	5,176	93½	94½	93¼	93½-¾	+40	-----
Oct. 14	1,365	5,585	93½	93½	91¾	91¾-½	+40	-2
Oct. 15	920	5,937	92½	93¼	92½	92½-¾	+352	+1
Oct. 16	2,441	6,530	93½	93½	90½	90¾-7½	+593	-2
Oct. 17	839	6,645	91½	92½	91½	91½-92	+115	+1¼
Oct. 18	1,276	6,970	92¼-¾	92½	91	91½-½	+325	-1¼
Oct. 19	1,141	7,220	90½-½	90½	88½	90½-¼	+250	-----

\*No official quotations recorded.

TABLE 32.—Daily volume of trading, open commitments, opening, high, low and closing prices per bushel of July wheat futures on the Chicago Board of Trade, Jan. 3, 1933, to Dec. 31, 1935—Continued

1936 JULY FUTURE—Continued

Date	Volume of trading	Open commitments	Opening price	Range in price		Closing price	Net change from previous day	
				High	Low		Open commitments	Closing price
1935	1,000 bushels	1,000 bushels	Cents	Cents	Cents	Cents	1,000 bushels	Cents
Oct. 21.....	1,247	7,568	90 <sup>3</sup> / <sub>8</sub>	90 <sup>3</sup> / <sub>8</sub>	89 <sup>1</sup> / <sub>2</sub>	89 <sup>1</sup> / <sub>2</sub>	+348	- <sup>3</sup> / <sub>4</sub>
Oct. 22.....	701	7,744	89 <sup>1</sup> / <sub>8</sub> -89	89 <sup>1</sup> / <sub>2</sub>	88 <sup>7</sup> / <sub>8</sub>	89 <sup>1</sup> / <sub>2</sub>	+176	-----
Oct. 23.....	685	7,949	89 <sup>1</sup> / <sub>2</sub>	89 <sup>1</sup> / <sub>2</sub>	88 <sup>7</sup> / <sub>8</sub>	88 <sup>7</sup> / <sub>8</sub> -89	+205	- <sup>1</sup> / <sub>2</sub>
Oct. 24.....	1,134	8,120	89 <sup>5</sup> / <sub>8</sub> - <sup>3</sup> / <sub>4</sub>	89 <sup>3</sup> / <sub>4</sub>	88 <sup>5</sup> / <sub>8</sub>	89-89 <sup>1</sup> / <sub>2</sub>	+177	-----
Oct. 25.....	960	8,297	89 <sup>1</sup> / <sub>2</sub>	90 <sup>1</sup> / <sub>8</sub>	88 <sup>3</sup> / <sub>4</sub>	90-90 <sup>1</sup> / <sub>2</sub>	+171	+1
Oct. 26.....	1,355	8,007	89 <sup>1</sup> / <sub>2</sub>	89 <sup>1</sup> / <sub>2</sub>	88 <sup>1</sup> / <sub>8</sub>	88 <sup>1</sup> / <sub>8</sub> - <sup>3</sup> / <sub>8</sub>	+400	-1 <sup>3</sup> / <sub>4</sub>
Oct. 28.....	1,705	9,126	88 <sup>1</sup> / <sub>2</sub>	88 <sup>1</sup> / <sub>2</sub>	87	87 <sup>1</sup> / <sub>2</sub>	+429	-1 <sup>1</sup> / <sub>2</sub>
Oct. 29.....	2,674	9,462	87 <sup>1</sup> / <sub>2</sub>	88 <sup>5</sup> / <sub>8</sub>	86 <sup>1</sup> / <sub>2</sub>	88 <sup>3</sup> / <sub>4</sub> - <sup>1</sup> / <sub>2</sub>	+336	+1 <sup>3</sup> / <sub>4</sub>
Oct. 30.....	1,903	9,555	88 <sup>1</sup> / <sub>2</sub> - <sup>1</sup> / <sub>4</sub>	89 <sup>1</sup> / <sub>2</sub>	87 <sup>3</sup> / <sub>4</sub>	88 <sup>5</sup> / <sub>8</sub> - <sup>3</sup> / <sub>4</sub>	+93	+ <sup>1</sup> / <sub>4</sub>
Oct. 31.....	2,382	9,972	89 <sup>5</sup> / <sub>8</sub> - <sup>1</sup> / <sub>2</sub>	90 <sup>3</sup> / <sub>4</sub>	89 <sup>3</sup> / <sub>8</sub>	89 <sup>1</sup> / <sub>2</sub> - <sup>3</sup> / <sub>4</sub>	+417	+1
Nov. 1.....	1,257	10,053	90 <sup>1</sup> / <sub>2</sub>	90 <sup>5</sup> / <sub>8</sub>	89 <sup>3</sup> / <sub>2</sub>	89 <sup>3</sup> / <sub>2</sub> -90	+81	+ <sup>1</sup> / <sub>4</sub>
Nov. 2.....	925	10,320	89 <sup>1</sup> / <sub>2</sub> - <sup>3</sup> / <sub>4</sub>	90 <sup>1</sup> / <sub>2</sub>	89 <sup>3</sup> / <sub>4</sub>	89 <sup>3</sup> / <sub>4</sub>	+267	- <sup>1</sup> / <sub>4</sub>
Nov. 4.....	1,103	10,294	89 <sup>5</sup> / <sub>8</sub> - <sup>1</sup> / <sub>2</sub>	90 <sup>1</sup> / <sub>2</sub>	88 <sup>7</sup> / <sub>8</sub>	89 <sup>3</sup> / <sub>4</sub> - <sup>5</sup> / <sub>8</sub>	-25	-----
Nov. 5.....	933	10,434	89 <sup>1</sup> / <sub>2</sub>	89 <sup>1</sup> / <sub>2</sub>	88 <sup>5</sup> / <sub>8</sub>	89	+140	- <sup>3</sup> / <sub>4</sub>
Nov. 6.....	685	10,451	89 <sup>1</sup> / <sub>2</sub> - <sup>3</sup> / <sub>8</sub>	90	89 <sup>1</sup> / <sub>4</sub>	89 <sup>3</sup> / <sub>4</sub> - <sup>7</sup> / <sub>8</sub>	+17	+ <sup>3</sup> / <sub>4</sub>
Nov. 7.....	1,247	10,638	90 <sup>1</sup> / <sub>2</sub> - <sup>3</sup> / <sub>8</sub>	90 <sup>3</sup> / <sub>8</sub>	89 <sup>1</sup> / <sub>4</sub>	89 <sup>3</sup> / <sub>8</sub> - <sup>1</sup> / <sub>4</sub>	+187	- <sup>1</sup> / <sub>2</sub>
Nov. 8.....	2,611	10,934	88 <sup>7</sup> / <sub>8</sub> - <sup>3</sup> / <sub>4</sub>	90 <sup>1</sup> / <sub>2</sub>	88 <sup>1</sup> / <sub>2</sub>	90 <sup>3</sup> / <sub>8</sub> - <sup>1</sup> / <sub>2</sub>	+266	+1 <sup>1</sup> / <sub>4</sub>
Nov. 9.....	753	11,055	90-89 <sup>1</sup> / <sub>2</sub>	90 <sup>1</sup> / <sub>2</sub>	89 <sup>3</sup> / <sub>8</sub>	90	+121	- <sup>1</sup> / <sub>2</sub>
Nov. 12.....	1,082	11,312	89 <sup>1</sup> / <sub>2</sub>	89 <sup>3</sup> / <sub>4</sub>	88 <sup>3</sup> / <sub>4</sub>	89-88 <sup>3</sup> / <sub>4</sub>	+257	-1 <sup>1</sup> / <sub>2</sub>
Nov. 13.....	2,265	11,938	88 <sup>1</sup> / <sub>2</sub> - <sup>1</sup> / <sub>4</sub>	88 <sup>3</sup> / <sub>4</sub>	88	88 <sup>5</sup> / <sub>8</sub> - <sup>1</sup> / <sub>2</sub>	+626	- <sup>3</sup> / <sub>8</sub>
Nov. 14.....	2,636	12,078	89 <sup>5</sup> / <sub>8</sub> - <sup>3</sup> / <sub>4</sub>	90 <sup>3</sup> / <sub>4</sub>	89 <sup>3</sup> / <sub>8</sub>	90-89 <sup>1</sup> / <sub>2</sub>	+140	+1 <sup>1</sup> / <sub>2</sub>
Nov. 15.....	3,328	12,714	90 <sup>1</sup> / <sub>2</sub> - <sup>3</sup> / <sub>8</sub>	90 <sup>1</sup> / <sub>2</sub>	89 <sup>3</sup> / <sub>8</sub>	89 <sup>5</sup> / <sub>8</sub> - <sup>1</sup> / <sub>2</sub>	+636	- <sup>1</sup> / <sub>2</sub>
Nov. 16.....	1,437	12,605	89 <sup>3</sup> / <sub>4</sub> - <sup>5</sup> / <sub>8</sub>	90 <sup>1</sup> / <sub>2</sub>	89 <sup>3</sup> / <sub>8</sub>	90 <sup>1</sup> / <sub>2</sub> -90	-169	+ <sup>1</sup> / <sub>2</sub>
Nov. 18.....	2,052	12,567	90	90 <sup>1</sup> / <sub>2</sub>	89 <sup>1</sup> / <sub>2</sub>	90 <sup>1</sup> / <sub>2</sub> -90	-37	-----
Nov. 19.....	900	12,550	89 <sup>7</sup> / <sub>8</sub>	90 <sup>1</sup> / <sub>2</sub>	89 <sup>3</sup> / <sub>4</sub>	90 <sup>1</sup> / <sub>2</sub> - <sup>3</sup> / <sub>8</sub>	+18	+ <sup>1</sup> / <sub>4</sub>
Nov. 20.....	1,208	12,860	90 <sup>7</sup> / <sub>8</sub>	90 <sup>7</sup> / <sub>8</sub>	89 <sup>3</sup> / <sub>4</sub>	90-90 <sup>3</sup> / <sub>8</sub>	+310	- <sup>1</sup> / <sub>4</sub>
Nov. 21.....	3,246	13,199	90 <sup>3</sup> / <sub>4</sub> - <sup>7</sup> / <sub>8</sub>	91 <sup>3</sup> / <sub>4</sub>	90 <sup>1</sup> / <sub>2</sub>	91 <sup>3</sup> / <sub>4</sub> - <sup>3</sup> / <sub>4</sub>	+339	+1 <sup>3</sup> / <sub>4</sub>
Nov. 22.....	2,880	13,595	92 <sup>1</sup> / <sub>2</sub>	92 <sup>1</sup> / <sub>2</sub>	90 <sup>7</sup> / <sub>8</sub>	91 <sup>1</sup> / <sub>2</sub> -91	+366	- <sup>3</sup> / <sub>4</sub>
Nov. 23.....	2,567	13,829	91 <sup>1</sup> / <sub>4</sub>	92 <sup>1</sup> / <sub>4</sub>	90 <sup>5</sup> / <sub>8</sub>	92 <sup>1</sup> / <sub>4</sub> -92	+234	+1
Nov. 25.....	4,485	14,567	92 <sup>1</sup> / <sub>4</sub> - <sup>1</sup> / <sub>8</sub>	92 <sup>5</sup> / <sub>8</sub>	90 <sup>1</sup> / <sub>4</sub>	90 <sup>3</sup> / <sub>8</sub>	+738	-1 <sup>5</sup> / <sub>8</sub>
Nov. 26.....	3,456	15,180	89 <sup>7</sup> / <sub>8</sub> - <sup>3</sup> / <sub>4</sub>	89 <sup>7</sup> / <sub>8</sub>	89 <sup>1</sup> / <sub>8</sub>	89 <sup>5</sup> / <sub>8</sub> - <sup>1</sup> / <sub>2</sub>	+613	- <sup>1</sup> / <sub>8</sub>
Nov. 27.....	1,798	15,471	89 <sup>1</sup> / <sub>2</sub> - <sup>3</sup> / <sub>8</sub>	90	89	89 <sup>5</sup> / <sub>8</sub> - <sup>1</sup> / <sub>2</sub>	+291	-----
Nov. 29.....	4,287	15,530	89 <sup>3</sup> / <sub>4</sub> - <sup>1</sup> / <sub>8</sub>	91 <sup>5</sup> / <sub>8</sub>	89 <sup>1</sup> / <sub>2</sub>	90 <sup>5</sup> / <sub>8</sub> - <sup>1</sup> / <sub>2</sub>	+59	+1
Nov. 30.....	3,078	16,243	89 <sup>5</sup> / <sub>8</sub> - <sup>1</sup> / <sub>2</sub>	89 <sup>3</sup> / <sub>4</sub>	89 <sup>1</sup> / <sub>4</sub>	89 <sup>5</sup> / <sub>8</sub> - <sup>1</sup> / <sub>2</sub>	+713	-1
Dec. 2.....	2,308	16,419	89 <sup>3</sup> / <sub>8</sub> - <sup>1</sup> / <sub>4</sub>	89 <sup>3</sup> / <sub>8</sub>	88 <sup>7</sup> / <sub>8</sub>	88 <sup>7</sup> / <sub>8</sub> -89	+176	- <sup>1</sup> / <sub>2</sub>
Dec. 3.....	1,609	16,743	88 <sup>7</sup> / <sub>8</sub>	89 <sup>1</sup> / <sub>2</sub>	88 <sup>5</sup> / <sub>8</sub>	89 <sup>1</sup> / <sub>2</sub> - <sup>1</sup> / <sub>4</sub>	+324	+ <sup>1</sup> / <sub>4</sub>
Dec. 4.....	2,790	17,287	89	89 <sup>1</sup> / <sub>2</sub>	88 <sup>1</sup> / <sub>2</sub>	88 <sup>3</sup> / <sub>4</sub> - <sup>1</sup> / <sub>2</sub>	+544	- <sup>5</sup> / <sub>8</sub>
Dec. 5.....	3,371	18,192	88 <sup>3</sup> / <sub>4</sub> - <sup>3</sup> / <sub>4</sub>	89 <sup>3</sup> / <sub>8</sub>	87 <sup>7</sup> / <sub>8</sub>	89 <sup>1</sup> / <sub>2</sub> -89	+905	+ <sup>3</sup> / <sub>8</sub>
Dec. 6.....	2,348	18,478	89 <sup>1</sup> / <sub>4</sub>	89 <sup>1</sup> / <sub>2</sub>	89 <sup>3</sup> / <sub>8</sub>	89 <sup>1</sup> / <sub>2</sub> - <sup>1</sup> / <sub>4</sub>	+286	+ <sup>1</sup> / <sub>4</sub>
Dec. 7.....	3,092	18,896	88 <sup>1</sup> / <sub>2</sub> - <sup>1</sup> / <sub>4</sub>	89 <sup>3</sup> / <sub>4</sub>	88 <sup>1</sup> / <sub>2</sub>	89 <sup>3</sup> / <sub>4</sub>	+418	+ <sup>1</sup> / <sub>2</sub>
Dec. 9.....	2,766	18,971	90	90	88 <sup>7</sup> / <sub>8</sub>	89-89 <sup>1</sup> / <sub>2</sub>	+75	- <sup>3</sup> / <sub>4</sub>
Dec. 10.....	3,673	19,398	88 <sup>7</sup> / <sub>8</sub> -89	90	88 <sup>1</sup> / <sub>8</sub>	89 <sup>1</sup> / <sub>2</sub> -89	+427	-----
Dec. 11.....	3,713	19,333	88 <sup>3</sup> / <sub>8</sub> - <sup>5</sup> / <sub>8</sub>	88 <sup>7</sup> / <sub>8</sub>	88 <sup>1</sup> / <sub>8</sub>	88 <sup>1</sup> / <sub>4</sub> - <sup>1</sup> / <sub>8</sub>	-65	- <sup>3</sup> / <sub>4</sub>
Dec. 12.....	4,128	19,739	88 <sup>1</sup> / <sub>8</sub> -88	88 <sup>1</sup> / <sub>2</sub>	87 <sup>5</sup> / <sub>8</sub>	87 <sup>5</sup> / <sub>8</sub> - <sup>3</sup> / <sub>4</sub>	+406	- <sup>1</sup> / <sub>2</sub>
Dec. 13.....	12,170	21,037	91 <sup>3</sup> / <sub>4</sub> - <sup>1</sup> / <sub>2</sub>	92 <sup>5</sup> / <sub>8</sub>	90 <sup>1</sup> / <sub>4</sub>	92 <sup>5</sup> / <sub>8</sub> b	+1,298	<sup>3</sup> / <sub>8</sub> +5
Dec. 14.....	9,231	21,575	91 <sup>1</sup> / <sub>4</sub> -91	91 <sup>1</sup> / <sub>4</sub>	90	90 <sup>1</sup> / <sub>4</sub> - <sup>1</sup> / <sub>2</sub>	+538	-2 <sup>3</sup> / <sub>8</sub>
Dec. 16.....	4,076	21,584	90 <sup>1</sup> / <sub>4</sub> - <sup>1</sup> / <sub>8</sub>	90 <sup>3</sup> / <sub>8</sub>	89 <sup>1</sup> / <sub>2</sub>	89 <sup>1</sup> / <sub>2</sub> - <sup>1</sup> / <sub>8</sub>	+9	-1
Dec. 17.....	3,723	21,625	89 <sup>5</sup> / <sub>8</sub> - <sup>3</sup> / <sub>4</sub>	90 <sup>3</sup> / <sub>8</sub>	89	89 <sup>1</sup> / <sub>2</sub> -89	+41	- <sup>1</sup> / <sub>4</sub>
Dec. 18.....	1,952	21,769	89 <sup>3</sup> / <sub>4</sub> - <sup>1</sup> / <sub>2</sub>	90 <sup>1</sup> / <sub>2</sub>	89 <sup>1</sup> / <sub>2</sub>	89 <sup>5</sup> / <sub>8</sub> - <sup>1</sup> / <sub>2</sub>	+144	+ <sup>1</sup> / <sub>2</sub>
Dec. 19.....	2,246	21,430	89 <sup>5</sup> / <sub>8</sub> - <sup>1</sup> / <sub>2</sub>	90 <sup>3</sup> / <sub>8</sub>	89 <sup>1</sup> / <sub>4</sub>	90 <sup>1</sup> / <sub>4</sub> - <sup>3</sup> / <sub>8</sub>	-339	+ <sup>3</sup> / <sub>4</sub>
Dec. 20.....	2,100	21,247	90 <sup>1</sup> / <sub>2</sub>	90 <sup>5</sup> / <sub>8</sub>	89 <sup>3</sup> / <sub>4</sub>	90 <sup>1</sup> / <sub>2</sub> - <sup>1</sup> / <sub>2</sub>	-183	-----
Dec. 21.....	2,557	21,282	90	90 <sup>3</sup> / <sub>4</sub>	89 <sup>1</sup> / <sub>2</sub>	90 <sup>1</sup> / <sub>2</sub> - <sup>3</sup> / <sub>8</sub>	+15	+ <sup>1</sup> / <sub>4</sub>
Dec. 23.....	2,525	21,378	90 <sup>1</sup> / <sub>2</sub>	90 <sup>3</sup> / <sub>4</sub>	89 <sup>3</sup> / <sub>8</sub>	89 <sup>3</sup> / <sub>8</sub> - <sup>5</sup> / <sub>8</sub>	+116	- <sup>3</sup> / <sub>4</sub>
Dec. 24.....	3,425	21,747	89 <sup>5</sup> / <sub>8</sub>	89 <sup>5</sup> / <sub>8</sub>	88 <sup>7</sup> / <sub>8</sub>	89-89 <sup>1</sup> / <sub>2</sub>	+369	- <sup>3</sup> / <sub>4</sub>
Dec. 26.....	1,500	21,763	89 <sup>1</sup> / <sub>4</sub>	89 <sup>1</sup> / <sub>2</sub>	89 <sup>1</sup> / <sub>2</sub>	89 <sup>1</sup> / <sub>2</sub> - <sup>3</sup> / <sub>8</sub>	+16	+ <sup>1</sup> / <sub>4</sub>
Dec. 27.....	4,317	22,062	89 <sup>5</sup> / <sub>8</sub> - <sup>3</sup> / <sub>4</sub>	89 <sup>7</sup> / <sub>8</sub>	88 <sup>5</sup> / <sub>8</sub>	89-88 <sup>7</sup> / <sub>8</sub>	+299	- <sup>1</sup> / <sub>4</sub>
Dec. 28.....	2,921	22,287	88 <sup>3</sup> / <sub>4</sub>	88 <sup>3</sup> / <sub>4</sub>	88 <sup>5</sup> / <sub>8</sub>	89 <sup>5</sup> / <sub>8</sub> - <sup>1</sup> / <sub>2</sub>	+225	+ <sup>1</sup> / <sub>2</sub>
Dec. 30.....	3,486	22,763	89 <sup>7</sup> / <sub>8</sub>	90 <sup>1</sup> / <sub>4</sub>	89 <sup>1</sup> / <sub>2</sub>	90-90 <sup>1</sup> / <sub>2</sub>	+466	+ <sup>1</sup> / <sub>2</sub>
Dec. 31.....	5,522	22,705	90 <sup>5</sup> / <sub>8</sub> - <sup>1</sup> / <sub>2</sub>	90 <sup>7</sup> / <sub>8</sub>	90 <sup>1</sup> / <sub>2</sub>	90 <sup>1</sup> / <sub>2</sub> - <sup>5</sup> / <sub>8</sub>	-48	+ <sup>1</sup> / <sub>2</sub>

<sup>3</sup> See text for explanation.

TABLE 33.—Daily volume of trading, open commitments, opening, high, low, and closing prices per bushel of September wheat futures on the Chicago Board of Trade, Jan. 3, 1933, to Dec. 31, 1935 <sup>1</sup>

1933 SEPTEMBER FUTURE

Date	Volume of trading	Open commitments	Opening price	Range in price		Closing price	Net change from previous day	
				High	Low		Open commitments	Closing price
1933	1,000 bushels	1,000 bushels	Cents	Cents	Cents	1,000 bushels	Cents	
Jan. 3.....	311	180	40 <sup>1</sup> / <sub>8</sub>	40 <sup>1</sup> / <sub>8</sub>	45 <sup>1</sup> / <sub>4</sub>	45 <sup>1</sup> / <sub>4</sub> a	+170	-----
Jan. 4.....	744	654	40	40 <sup>1</sup> / <sub>8</sub>	45 <sup>3</sup> / <sub>4</sub>	46 <sup>3</sup> / <sub>4</sub>	+474	+1 <sup>1</sup> / <sub>2</sub>
Jan. 5.....	715	928	47 <sup>1</sup> / <sub>2</sub> - <sup>3</sup> / <sub>8</sub>	47 <sup>3</sup> / <sub>8</sub>	46 <sup>1</sup> / <sub>8</sub>	47 <sup>1</sup> / <sub>4</sub> -47	+274	+ <sup>1</sup> / <sub>4</sub>
Jan. 6.....	601	1,062	47 <sup>1</sup> / <sub>4</sub>	48 <sup>5</sup> / <sub>8</sub> =	47 <sup>1</sup> / <sub>8</sub>	48 <sup>5</sup> / <sub>8</sub> - <sup>1</sup> / <sub>8</sub> =	+134	+1 <sup>1</sup> / <sub>2</sub>
Jan. 7.....	633	1,378	49	49 <sup>3</sup> / <sub>8</sub>	48 <sup>3</sup> / <sub>8</sub>	49 <sup>3</sup> / <sub>8</sub>	+310	+ <sup>3</sup> / <sub>4</sub>
Jan. 9.....	858	1,669	49 <sup>5</sup> / <sub>8</sub> - <sup>3</sup> / <sub>4</sub>	49 <sup>3</sup> / <sub>8</sub>	48 <sup>3</sup> / <sub>8</sub>	48 <sup>3</sup> / <sub>8</sub> a	+291	-1
Jan. 10.....	1,312	2,112	48-47 <sup>1</sup> / <sub>8</sub>	50 <sup>1</sup> / <sub>2</sub>	47 <sup>3</sup> / <sub>8</sub> =	50 <sup>5</sup> / <sub>8</sub> - <sup>1</sup> / <sub>2</sub>	+443	+2 <sup>1</sup> / <sub>2</sub>
Jan. 11.....	1,474	2,539	50 <sup>1</sup> / <sub>2</sub> - <sup>5</sup> / <sub>8</sub>	52	50 <sup>1</sup> / <sub>4</sub>	50 <sup>1</sup> / <sub>4</sub>	+427	- <sup>1</sup> / <sub>4</sub>
Jan. 12.....	1,688	3,316	50 <sup>1</sup> / <sub>2</sub>	50 <sup>3</sup> / <sub>8</sub>	40 <sup>1</sup> / <sub>4</sub>	49 <sup>3</sup> / <sub>8</sub> - <sup>1</sup> / <sub>4</sub>	+777	-1
Jan. 13.....	964	3,587	49 <sup>1</sup> / <sub>4</sub> - <sup>1</sup> / <sub>8</sub>	49 <sup>3</sup> / <sub>8</sub>	48 <sup>3</sup> / <sub>8</sub>	48 <sup>3</sup> / <sub>8</sub> - <sup>3</sup> / <sub>4</sub>	+271	- <sup>1</sup> / <sub>2</sub>
Jan. 14.....	883	3,746	48 <sup>5</sup> / <sub>8</sub> - <sup>1</sup> / <sub>2</sub>	49	48	48 <sup>1</sup> / <sub>4</sub> - <sup>1</sup> / <sub>8</sub>	+150	- <sup>1</sup> / <sub>2</sub>
Jan. 16.....	1,149	4,005	48 <sup>1</sup> / <sub>2</sub> - <sup>3</sup> / <sub>8</sub>	48 <sup>3</sup> / <sub>8</sub>	47 <sup>3</sup> / <sub>8</sub>	47 <sup>3</sup> / <sub>8</sub>	+250	- <sup>3</sup> / <sub>8</sub>
Jan. 17.....	779	4,183	47 <sup>3</sup> / <sub>4</sub>	48 <sup>3</sup> / <sub>4</sub>	47 <sup>3</sup> / <sub>4</sub>	48 <sup>1</sup> / <sub>2</sub>	+178	+ <sup>3</sup> / <sub>8</sub>
Jan. 18.....	748	4,353	48 <sup>1</sup> / <sub>4</sub> - <sup>1</sup> / <sub>8</sub>	48 <sup>3</sup> / <sub>4</sub>	47 <sup>3</sup> / <sub>4</sub>	47 <sup>3</sup> / <sub>4</sub> - <sup>3</sup> / <sub>8</sub> =	+170	- <sup>3</sup> / <sub>4</sub>
Jan. 19.....	670	4,492	48 <sup>1</sup> / <sub>2</sub> - <sup>1</sup> / <sub>4</sub>	48 <sup>3</sup> / <sub>2</sub> =	48 <sup>1</sup> / <sub>4</sub>	48 <sup>1</sup> / <sub>2</sub> =	+139	+ <sup>3</sup> / <sub>4</sub>
Jan. 20.....	626	4,582	49	49 <sup>3</sup> / <sub>8</sub>	48 <sup>1</sup> / <sub>4</sub>	48 <sup>3</sup> / <sub>8</sub> - <sup>1</sup> / <sub>4</sub> =	+90	- <sup>1</sup> / <sub>2</sub>
Jan. 21.....	551	4,640	48 <sup>3</sup> / <sub>4</sub>	48 <sup>3</sup> / <sub>4</sub>	48 <sup>3</sup> / <sub>4</sub>	47 <sup>3</sup> / <sub>4</sub>	+58	- <sup>1</sup> / <sub>2</sub>
Jan. 23.....	450	4,771	48	48 <sup>3</sup> / <sub>8</sub> =	47 <sup>3</sup> / <sub>8</sub> =	48 <sup>3</sup> / <sub>8</sub>	+131	+ <sup>3</sup> / <sub>8</sub>
Jan. 24.....	414	4,858	48 <sup>5</sup> / <sub>8</sub> - <sup>3</sup> / <sub>4</sub>	48 <sup>3</sup> / <sub>8</sub> =	48 <sup>1</sup> / <sub>2</sub> =	48 <sup>3</sup> / <sub>8</sub>	+87	+ <sup>3</sup> / <sub>8</sub>
Jan. 25.....	283	4,867	48 <sup>3</sup> / <sub>8</sub>	49 <sup>1</sup> / <sub>4</sub>	48 <sup>1</sup> / <sub>2</sub>	49 <sup>3</sup> / <sub>8</sub> - <sup>1</sup> / <sub>4</sub>	+9	+1 <sup>1</sup> / <sub>2</sub>
Jan. 26.....	619	4,907	49 <sup>3</sup> / <sub>8</sub>	49 <sup>3</sup> / <sub>8</sub>	48 <sup>3</sup> / <sub>4</sub>	48 <sup>3</sup> / <sub>8</sub>	+100	- <sup>1</sup> / <sub>2</sub>
Jan. 27.....	485	5,081	48 <sup>3</sup> / <sub>4</sub>	48 <sup>3</sup> / <sub>4</sub>	48 <sup>3</sup> / <sub>4</sub>	48 <sup>3</sup> / <sub>4</sub>	+114	- <sup>1</sup> / <sub>2</sub>
Jan. 28.....	392	5,151	48 <sup>1</sup> / <sub>2</sub>	48 <sup>1</sup> / <sub>2</sub>	48 <sup>1</sup> / <sub>2</sub> =	48 <sup>3</sup> / <sub>8</sub> - <sup>3</sup> / <sub>8</sub> =	+70	- <sup>3</sup> / <sub>8</sub>
Jan. 30.....	359	5,300	48 <sup>3</sup> / <sub>8</sub> - <sup>1</sup> / <sub>2</sub>	48 <sup>3</sup> / <sub>8</sub>	48 <sup>1</sup> / <sub>4</sub>	48 <sup>3</sup> / <sub>4</sub>	+149	+ <sup>3</sup> / <sub>8</sub>
Jan. 31.....	474	5,572	48 <sup>3</sup> / <sub>8</sub>	49	48 <sup>3</sup> / <sub>8</sub>	48 <sup>3</sup> / <sub>8</sub>	+272	+ <sup>3</sup> / <sub>8</sub>
Feb. 1.....	725	5,800	48 <sup>3</sup> / <sub>8</sub>	49 <sup>1</sup> / <sub>4</sub>	48	48 <sup>3</sup> / <sub>8</sub> - <sup>1</sup> / <sub>2</sub>	+288	+ <sup>3</sup> / <sub>8</sub>
Feb. 2.....	553	5,987	48 <sup>3</sup> / <sub>8</sub> - <sup>1</sup> / <sub>4</sub>	48 <sup>1</sup> / <sub>2</sub> =	48 <sup>1</sup> / <sub>4</sub>	48 <sup>3</sup> / <sub>8</sub>	+127	- <sup>1</sup> / <sub>2</sub>
Feb. 3.....	245	6,009	48 <sup>5</sup> / <sub>8</sub>	48 <sup>5</sup> / <sub>8</sub>	48 <sup>1</sup> / <sub>4</sub>	48 <sup>1</sup> / <sub>4</sub>	+22	- <sup>1</sup> / <sub>2</sub>
Feb. 4.....	876	6,390	48 <sup>1</sup> / <sub>8</sub>	48 <sup>1</sup> / <sub>8</sub> =	47 <sup>3</sup> / <sub>4</sub>	48 <sup>1</sup> / <sub>2</sub> -48	+381	- <sup>1</sup> / <sub>2</sub>
Feb. 6.....	1,373	6,700	48	49 <sup>3</sup> / <sub>4</sub>	48	49 <sup>3</sup> / <sub>8</sub> - <sup>1</sup> / <sub>2</sub>	+400	+1 <sup>1</sup> / <sub>2</sub>
Feb. 7.....	1,285	7,128	49 <sup>3</sup> / <sub>8</sub>	49 <sup>3</sup> / <sub>8</sub>	49	49 <sup>3</sup> / <sub>8</sub> - <sup>1</sup> / <sub>4</sub>	+338	- <sup>1</sup> / <sub>2</sub>
Feb. 8.....	1,311	7,641	49 <sup>5</sup> / <sub>8</sub>	50 <sup>1</sup> / <sub>4</sub>	49 <sup>3</sup> / <sub>8</sub>	50-49 <sup>3</sup> / <sub>8</sub>	+513	+ <sup>3</sup> / <sub>4</sub>
Feb. 9.....	1,815	8,175	50 <sup>1</sup> / <sub>2</sub> - <sup>5</sup> / <sub>8</sub>	50 <sup>3</sup> / <sub>8</sub>	49 <sup>3</sup> / <sub>8</sub> =	49 <sup>3</sup> / <sub>8</sub> - <sup>3</sup> / <sub>4</sub>	+534	- <sup>1</sup> / <sub>2</sub>
Feb. 10.....	999	8,690	49 <sup>3</sup> / <sub>8</sub>	49 <sup>3</sup> / <sub>8</sub>	49 <sup>3</sup> / <sub>8</sub>	49 <sup>3</sup> / <sub>8</sub>	+491	- <sup>1</sup> / <sub>2</sub>
Feb. 11.....	648	8,831	49 <sup>1</sup> / <sub>4</sub> - <sup>1</sup> / <sub>8</sub>	49 <sup>3</sup> / <sub>8</sub>	49 <sup>1</sup> / <sub>4</sub>	49 <sup>3</sup> / <sub>8</sub> - <sup>5</sup> / <sub>8</sub>	+165	+ <sup>1</sup> / <sub>2</sub>
Feb. 14.....	1,875	9,563	49 <sup>3</sup> / <sub>8</sub> - <sup>1</sup> / <sub>4</sub>	49 <sup>3</sup> / <sub>8</sub>	48 <sup>3</sup> / <sub>8</sub>	48 <sup>3</sup> / <sub>8</sub> - <sup>3</sup> / <sub>4</sub>	+732	-1
Feb. 15.....	1,060	9,728	49 <sup>1</sup> / <sub>8</sub>	50 <sup>1</sup> / <sub>8</sub>	49 <sup>3</sup> / <sub>8</sub>	49 <sup>3</sup> / <sub>8</sub>	+165	+ <sup>3</sup> / <sub>8</sub>
Feb. 16.....	901	10,115	49 <sup>3</sup> / <sub>8</sub> - <sup>1</sup> / <sub>2</sub>	49 <sup>3</sup> / <sub>2</sub>	49	49 <sup>3</sup> / <sub>8</sub>	+387	+ <sup>1</sup> / <sub>2</sub>
Feb. 17.....	1,658	10,558	49 <sup>3</sup> / <sub>4</sub> - <sup>1</sup> / <sub>8</sub>	50 <sup>1</sup> / <sub>4</sub>	49 <sup>1</sup> / <sub>4</sub>	49 <sup>3</sup> / <sub>4</sub> - <sup>5</sup> / <sub>8</sub> =	+443	+ <sup>1</sup> / <sub>4</sub>
Feb. 18.....	518	10,744	49 <sup>3</sup> / <sub>4</sub>	49 <sup>3</sup> / <sub>2</sub> =	49 <sup>3</sup> / <sub>2</sub> =	49 <sup>3</sup> / <sub>2</sub>	+180	- <sup>1</sup> / <sub>4</sub>
Feb. 20.....	819	11,088	49 <sup>3</sup> / <sub>8</sub>	49 <sup>3</sup> / <sub>4</sub>	49 <sup>3</sup> / <sub>4</sub>	49 <sup>3</sup> / <sub>8</sub> - <sup>1</sup> / <sub>2</sub> =	+344	-----
Feb. 21.....	1,003	11,463	49 <sup>3</sup> / <sub>8</sub>	50	49 <sup>1</sup> / <sub>4</sub> =	49 <sup>3</sup> / <sub>8</sub> -50	+375	+ <sup>1</sup> / <sub>2</sub>
Feb. 23.....	1,033	11,792	50-50 <sup>1</sup> / <sub>8</sub>	50 <sup>1</sup> / <sub>8</sub>	49 <sup>3</sup> / <sub>8</sub>	49 <sup>3</sup> / <sub>8</sub>	+329	- <sup>3</sup> / <sub>8</sub>
Feb. 24.....	1,210	11,900	49 <sup>1</sup> / <sub>4</sub> - <sup>1</sup> / <sub>8</sub>	49 <sup>3</sup> / <sub>4</sub>	49 <sup>1</sup> / <sub>4</sub>	49 <sup>3</sup> / <sub>8</sub> - <sup>5</sup> / <sub>8</sub>	+117	+ <sup>3</sup> / <sub>8</sub>
Feb. 25.....	1,568	12,367	49 <sup>3</sup> / <sub>8</sub>	49 <sup>3</sup> / <sub>8</sub>	48	48 <sup>3</sup> / <sub>8</sub> - <sup>3</sup> / <sub>4</sub>	+458	-1
Feb. 26.....	944	12,622	48 <sup>3</sup> / <sub>4</sub> - <sup>5</sup> / <sub>8</sub> =	49	48 <sup>1</sup> / <sub>4</sub>	48 <sup>1</sup> / <sub>4</sub>	+265	- <sup>1</sup> / <sub>2</sub>
Feb. 28.....	1,259	13,062	48 <sup>1</sup> / <sub>2</sub>	48 <sup>3</sup> / <sub>8</sub> =	48	48 <sup>3</sup> / <sub>4</sub> - <sup>1</sup> / <sub>8</sub>	+440	+ <sup>1</sup> / <sub>2</sub>
Mar. 1.....	1,429	13,534	48 <sup>1</sup> / <sub>2</sub>	49	48 <sup>1</sup> / <sub>8</sub>	48 <sup>3</sup> / <sub>4</sub>	+472	-----
Mar. 2.....	1,427	13,398	48 <sup>3</sup> / <sub>8</sub> - <sup>1</sup> / <sub>2</sub>	49	48	48-48 <sup>3</sup> / <sub>8</sub>	-130	- <sup>3</sup> / <sub>4</sub>
Mar. 3.....	3,327	13,769	48 <sup>1</sup> / <sub>4</sub>	50 <sup>3</sup> / <sub>4</sub>	48 <sup>1</sup> / <sub>4</sub>	49 <sup>1</sup> / <sub>8</sub> - <sup>1</sup> / <sub>8</sub> =	+371	+1 <sup>1</sup> / <sub>8</sub>
Mar. 16 <sup>2</sup> .....	1,222	13,864	55	55	55	55b	+95	+ <sup>5</sup> / <sub>8</sub>
Mar. 17.....	6,910	15,182	58-57 <sup>1</sup> / <sub>4</sub>	58	54 <sup>3</sup> / <sub>8</sub>	54 <sup>3</sup> / <sub>8</sub> - <sup>5</sup> / <sub>8</sub>	+1,318	- <sup>1</sup> / <sub>2</sub>
Mar. 18.....	3,115	15,521	54 <sup>1</sup> / <sub>2</sub> - <sup>1</sup> / <sub>8</sub>	54 <sup>1</sup> / <sub>2</sub>	53 <sup>1</sup> / <sub>2</sub>	54 <sup>1</sup> / <sub>2</sub> - <sup>3</sup> / <sub>8</sub>	+330	- <sup>1</sup> / <sub>2</sub>
Mar. 20.....	2,904	16,449	54 <sup>3</sup> / <sub>8</sub>	54 <sup>3</sup> / <sub>8</sub>	53 <sup>3</sup> / <sub>8</sub> =	53 <sup>3</sup> / <sub>8</sub> - <sup>5</sup> / <sub>8</sub>	+928	- <sup>1</sup> / <sub>2</sub>
Mar. 21.....	3,733	17,624	53 <sup>1</sup> / <sub>4</sub> - <sup>1</sup> / <sub>8</sub>	53 <sup>3</sup> / <sub>8</sub>	52 <sup>3</sup> / <sub>8</sub>	53-52 <sup>3</sup> / <sub>8</sub>	+1,072	- <sup>1</sup> / <sub>2</sub>
Mar. 22.....	3,240	17,976	52 <sup>3</sup> / <sub>4</sub> - <sup>5</sup> / <sub>8</sub>	52 <sup>3</sup> / <sub>4</sub> =	51 <sup>1</sup> / <sub>2</sub>	51 <sup>1</sup> / <sub>2</sub> - <sup>1</sup> / <sub>2</sub>	+452	+ <sup>1</sup> / <sub>2</sub>
Mar. 23.....	3,508	18,595	53 <sup>1</sup> / <sub>4</sub> - <sup>5</sup> / <sub>8</sub>	53 <sup>3</sup> / <sub>4</sub>	52 <sup>1</sup> / <sub>4</sub>	52 <sup>3</sup> / <sub>4</sub> - <sup>5</sup> / <sub>8</sub>	+619	+ <sup>1</sup> / <sub>2</sub>
Mar. 24.....	2,540	19,271	52 <sup>3</sup> / <sub>8</sub>	53	51 <sup>3</sup> / <sub>8</sub>	52 <sup>3</sup> / <sub>8</sub> -53	+670	+ <sup>1</sup> / <sub>2</sub>
Mar. 25.....	3,213	19,566	52 <sup>3</sup> / <sub>4</sub> - <sup>5</sup> / <sub>8</sub>	53 <sup>3</sup> / <sub>4</sub>	52 <sup>3</sup> / <sub>2</sub>	53 <sup>3</sup> / <sub>8</sub> - <sup>1</sup> / <sub>2</sub>	+285	- <sup>1</sup> / <sub>2</sub>
Mar. 27.....	4,033	21,230	53 <sup>3</sup> / <sub>8</sub> - <sup>1</sup> / <sub>4</sub>	53 <sup>1</sup> / <sub>2</sub>	52 <sup>3</sup> / <sub>4</sub> =	52 <sup>3</sup> / <sub>4</sub> -53	+1,674	+ <sup>1</sup> / <sub>2</sub>
Mar. 28.....	4,420	21,755	52 <sup>3</sup> / <sub>8</sub> - <sup>3</sup> / <sub>4</sub>	54 <sup>1</sup> / <sub>2</sub> =	52 <sup>3</sup> / <sub>4</sub>	54 <sup>1</sup> / <sub>2</sub> - <sup>1</sup> / <sub>8</sub> =	+555	+ <sup>1</sup> / <sub>2</sub>
Mar. 29.....	7,088	23,445	54 <sup>3</sup> / <sub>8</sub> - <sup>1</sup> / <sub>8</sub>	55 <sup>3</sup> / <sub>8</sub>	53 <sup>3</sup> / <sub>4</sub>	54 <sup>1</sup> / <sub>2</sub> - <sup>3</sup> / <sub>8</sub> =	+1,600	+ <sup>1</sup> / <sub>2</sub>
Mar. 30.....	4,131	24,188	54 <sup>1</sup> / <sub>2</sub> - <sup>3</sup> / <sub>8</sub>	55	54	54 <sup>1</sup> / <sub>2</sub> -54	+743	+ <sup>3</sup> / <sub>4</sub>
Mar. 31.....	5,587	25,844	54 <sup>1</sup> / <sub>2</sub>	55 <sup>3</sup> / <sub>8</sub>	54	54 <sup>1</sup> / <sub>2</sub> - <sup>3</sup> / <sub>4</sub>	+1,556	+ <sup>1</sup> / <sub>2</sub>
Apr. 1.....	4,272	26,471	54 <sup>3</sup> / <sub>8</sub> -55	55 <sup>3</sup> / <sub>4</sub>	54 <sup>1</sup> / <sub>8</sub>	55 <sup>3</sup> / <sub>8</sub> - <sup>3</sup> / <sub>4</sub>	+627	+1

<sup>1</sup> The equal sign (=), a and b appearing as part of a price quotation indicate respectively, a split quotation, asked price, and bid price.

<sup>2</sup> Chicago Board of Trade was closed from Mar. 4 to Mar. 15, 1933, inclusive, due to bank holiday.

<sup>3</sup> See text for explanation.

WHEAT FUTURES

TABLE 33.—Daily volume of trading, open commitments, opening, high, low, and closing prices per bushel of September wheat futures on the Chicago Board of Trade, Jan. 3, 1933, to Dec. 31, 1935—Continued

1933 SEPTEMBER FUTURE—Continued

Date	Volume of trading	Open commitments	Opening price	Range in price		Closing price	Net change from previous day	
				High	Low		Open commitments	Closing price
1933	1,000 bushels	1,000 bushels	Cents	Cents	Cents	1,000 bushels	Cents	
Apr. 3	8,204	28,061	56½-¾	57½	56¾	57¼-¾	+1,590	+1½
Apr. 4	8,666	29,588	57½-¾	57½	56¾	57-57½	+1,527	-¼
Apr. 5	7,554	30,348	56½-57	58½	56¾	58¼-¾	+760	+1¼
Apr. 6	12,996	32,183	59½-½	60½	59¼	59¾-½	+1,835	+1¼
Apr. 7	11,210	33,369	60-60¼	60¼	58¾	59¾-½	+1,186	-
Apr. 8	6,558	34,860	59¾-50	59¾	58¾	58¾	+1,491	-¾
Apr. 10	10,280	36,764	59-50¼	60½	59	60-60¼	+1,304	+1½
Apr. 11	16,519	39,313	62-62½	62½	61	62¼-¾	+2,549	+2¼
Apr. 12	12,758	41,436	61¼-¾	62	60¾	61-61½	+2,123	-1¼
Apr. 13	18,894	44,370	60¾-¾	63¼	60½	62½-¾	+2,934	+1¾
Apr. 15	14,937	47,103	63¾-¾	64½	63¾	64-64½	+2,733	+1¾
Apr. 17	12,046	49,087	63¾-¾	63¾	62¾	63¾-¾	+1,984	-¾
Apr. 18	21,145	52,141	63¾-¾	65½	62¾	65½-¾	+3,054	+1¾
Apr. 19	38,539	57,320	67½-68½	70	66¼	67¼-¾	+5,179	+1¾
Apr. 20	31,998	61,976	71-73	73	69¾	69¾-¾	+4,056	+2½
Apr. 21	24,893	63,016	69¾-¾	70	67¾	68-68½	+1,040	-1¾
Apr. 22	18,974	63,908	67¾-¾	70	66¾	69¾-70	+892	+2
Apr. 24	26,561	65,372	71¼-¾	72	70	71¼-¾	+1,494	+1½
Apr. 25	23,490	66,874	70½-70	71½	69¼	69¼-¾	+1,502	-2½
Apr. 26	20,110	68,992	68¾-¾	70¼	68¼	69¾-¾	+2,118	-¾
Apr. 27	13,163	69,954	69¾-¾	70½	68½	68¾-¾	+962	-1
Apr. 28	24,495	72,319	68¾-68	68½	60¾	67=-66¾	+2,365	-1¾
Apr. 29	34,052	72,527	69½-70½	73½	69½	72½-¾	+208	+5¾
May 1	32,354	73,510	74-72½	74	72	72½-¾	+983	-¾
May 2	22,717	73,456	71¼-½	74	71½	73½-¾	-54	+1½
May 3	32,180	74,183	74½-½	75½	73½	73¾-½	+727	-
May 4	22,143	75,007	73¼-¾	74¾	73¾	74½-¾	+824	+1½
May 5	18,786	75,458	75¾-75	75½	74¾	75½-¾	+451	+¾
May 6	22,187	76,967	75¾-75	75½	73¾	74½-¾	+1,509	-¾
May 8	17,955	77,238	74¾-74	75½	73¾	74½-¾	+271	-¾
May 9	25,776	77,978	73-72½	73¾	71¾	71½-¾	+740	-2¾
May 10	16,176	78,829	73-73¾	73½	72¾	73½-¾	+851	+1¾
May 11	28,057	77,898	75¼-¾	76¾	75¾	75¾-¾	+831	+2¾
May 12	21,577	78,217	76-75¾	76¾	74¾	75¾-¾	+320	-
May 13	9,925	78,453	76-75¾	76¾	75	75¾-¾	+235	-½
May 15	12,410	79,311	74¾-¾	74¾	74	74¾-¾	+858	-½
May 16	14,458	80,009	74¾-¾	74¾	73¾	74¾-¾	+788	-¾
May 17	12,564	79,606	74¾-¾	75¼	74¾	75-75½	+493	+¾
May 18	19,059	80,170	75¾-75	75¾	73¾	73¾-¾	+564	-1½
May 19	17,421	80,859	73¾-73	73¾	72¼	73-72½	+689	-½
May 20	19,697	80,203	72¼-72	72½	70¾	71½-¾	+656	-1¾
May 22	21,353	80,089	70¾-¾	71¾	69½	69¾-¾	+114	-1¾
May 23	21,604	81,778	71¼-½	72½	71	72½-72	+1,689	+2¼
May 24	23,745	83,700	73¼-½	74¾	73¾	73¾-¾	+1,922	+1¾
May 25	19,792	84,892	73¼-73	73¾	71¾	72¾-¾	+1,192	-1¾
May 26	16,777	8.,277	72½-¾	73¾	71¾	73¾-¾	+385	+1
May 27	35,405	83,650	76-77	77	75¾	76½-75½	+1,627	+2½
May 29	25,075	85,673	75¾-75	77	74¾	76½-¾	+1,923	+¾
May 31	23,095	86,733	76¾-77¼	77½	75½	75¾-¾	+1,160	+¾
June 1	28,073	87,205	74¾-¾	75¾	74	75¾-¾	+472	+¾
June 2	20,506	87,480	75¾-¾	76¾	75¾	75¾-¾	+275	-¾
June 3	26,170	89,187	76¾-75	76½	74	74½-¾	+1,707	-1¼
June 5	30,686	90,371	74¼-74	75¾	73¾	75¾-¾	+1,184	+1
June 6	28,998	91,345	75¾-76	76¾	74¾	74¾-75	+974	-¾
June 7	22,979	93,424	75-75¼	75¾	74¾	75¾-¾	+2,079	+¾
June 8	18,838	93,504	76-76¼	76¼	75	75½-75	+80	-¾
June 9	38,206	94,045	74¾-¾	77¼	74¾	77½-77	+541	+2
June 12	43,582	97,957	78-78¼	78¾	77½	78¾-¾	+3,912	+1½
June 13	41,192	100,096	78¼-¾	80	77¾	79¾-80	+2,139	+1½
June 14	32,600	101,170	79½-79	80	78¾	79¾-¾	+1,074	-¾
June 15	40,472	101,114	78¾-¾	78¾	77¾	77¾-78	-56	-1¼
June 16	48,081	104,221	77¼-76½	77½	76	76¾-¾	+3,107	+1¾
June 17	36,744	104,673	76¾-¾	76¾	74¾	76-75½	+352	-¾
June 19	22,153	104,632	75¾-75	76	74¾	75¾-76	+59	-¾
June 20	36,350	106,082	77¼-¾	78¾	77¼	78¾-¾	+1,450	+2½
June 21	31,378	105,863	79-79½	79½	77½	77¾-¾	+219	-¾
June 22	45,755	104,487	78¼-¾	80¼	78	80¾-¾	-1,376	+2½
June 23	43,098	100,544	80¾-¾	81	79¾	80¾-¾	-3,943	-
June 24	56,421	100,821	79¾-¾	82½	79¾	82½-¾	+277	+2¼
June 24	62,422	101,580	82½-83	85¼	82½	85-84¾	+765	+2½

TABLE 33.—Daily volume of trading, open commitments, opening, high, low, and closing prices per bushel of September wheat futures on the Chicago Board of Trade, Jan. 3, 1933, to Dec. 31, 1935—Continued

1933 SEPTEMBER FUTURE—Continued

Date	Volume of trading	Open commitments	Opening price	Range in price		Closing price	Net change from previous day	
				High	Low		Open commitments	Closing price
	1,000 bushels	1,000 bushels	Cents	Cents	Cents	Cents	1,000 bushels	Cents
June 26 1933	85,348	69,970	86 $\frac{1}{2}$ -87 $\frac{1}{2}$	92	83 $\frac{1}{2}$	91 $\frac{1}{2}$ -92	-1,607	+6 $\frac{1}{2}$
June 27	85,974	69,793	83 $\frac{1}{2}$ -85 $\frac{1}{2}$	98 $\frac{1}{2}$	93 $\frac{1}{2}$	88-87 $\frac{1}{2}$	-180	+6 $\frac{1}{2}$
June 28	70,349	67,600	95-92	97 $\frac{1}{2}$	91 $\frac{1}{2}$	92 $\frac{1}{2}$ - $\frac{1}{2}$	-2,193	-5 $\frac{1}{2}$
June 29	42,532	97,555	92 $\frac{1}{2}$ -94	93 $\frac{1}{2}$	90 $\frac{1}{2}$	92 $\frac{1}{2}$ - $\frac{1}{2}$	-45	+ $\frac{1}{2}$
June 30	31,783	95,707	92-91	94 $\frac{1}{2}$	91	93 $\frac{1}{2}$ - $\frac{1}{2}$	-1,848	+ $\frac{1}{2}$
July 1	38,017	95,241	95 $\frac{1}{2}$ -97 $\frac{1}{2}$	97 $\frac{1}{2}$	95 $\frac{1}{2}$	96 $\frac{1}{2}$ -97	-466	+3 $\frac{1}{2}$
July 3	37,397	93,145	99 $\frac{1}{2}$ -101	101 $\frac{1}{2}$	99	100 $\frac{1}{2}$ - $\frac{1}{2}$	-2,006	+3 $\frac{1}{2}$
July 5	46,303	92,205	100 $\frac{1}{2}$ -101 $\frac{1}{2}$	102 $\frac{1}{2}$	99 $\frac{1}{2}$	99 $\frac{1}{2}$ - $\frac{1}{2}$	-940	-1
July 6	33,074	93,340	99 $\frac{1}{2}$ -98 $\frac{1}{2}$	101 $\frac{1}{2}$	98 $\frac{1}{2}$	100 $\frac{1}{2}$ - $\frac{1}{2}$	+1,135	+1
July 7	40,584	95,257	102 $\frac{1}{2}$ -103	103 $\frac{1}{2}$	99 $\frac{1}{2}$	99 $\frac{1}{2}$ - $\frac{1}{2}$	+1,917	-1
July 8	25,894	94,101	99 $\frac{1}{2}$ -94	102 $\frac{1}{2}$	98 $\frac{1}{2}$	101 $\frac{1}{2}$ -102	-1,156	+2 $\frac{1}{2}$
July 10	41,779	93,273	101 $\frac{1}{2}$ -94	104	101 $\frac{1}{2}$	103 $\frac{1}{2}$ - $\frac{1}{2}$	-828	+1 $\frac{1}{2}$
July 11	56,409	93,360	105-104	108	104	107 $\frac{1}{2}$ - $\frac{1}{2}$	-87	+3 $\frac{1}{2}$
July 12	39,972	94,463	107-106 $\frac{1}{2}$	109	106	108 $\frac{1}{2}$ - $\frac{1}{2}$	+1,103	+1 $\frac{1}{2}$
July 13	34,202	93,977	108 $\frac{1}{2}$ -109 $\frac{1}{2}$	109 $\frac{1}{2}$	107 $\frac{1}{2}$	107 $\frac{1}{2}$ - $\frac{1}{2}$	-486	-1
July 14	44,771	96,998	107-106 $\frac{1}{2}$	111	106 $\frac{1}{2}$	110 $\frac{1}{2}$ - $\frac{1}{2}$	+3,024	+3 $\frac{1}{2}$
July 15	50,552	95,104	111 $\frac{1}{2}$ -112 $\frac{1}{2}$	115 $\frac{1}{2}$	111 $\frac{1}{2}$	115 $\frac{1}{2}$ - $\frac{1}{2}$	-1,891	+4 $\frac{1}{2}$
July 17	48,793	90,924	115 $\frac{1}{2}$ -116	120	115 $\frac{1}{2}$	118 $\frac{1}{2}$ - $\frac{1}{2}$	-4,180	+3 $\frac{1}{2}$
July 18	43,025	89,743	119 $\frac{1}{2}$ -120	120 $\frac{1}{2}$	116 $\frac{1}{2}$	117 $\frac{1}{2}$ - $\frac{1}{2}$	-1,181	-1 $\frac{1}{2}$
July 19	66,538	90,161	116 $\frac{1}{2}$ -95	117 $\frac{1}{2}$	105 $\frac{1}{2}$	106 $\frac{1}{2}$ -107	+418	-10 $\frac{1}{2}$
July 20	71,773	85,088	107-104 $\frac{1}{2}$	108 $\frac{1}{2}$	90	91-92 $\frac{1}{2}$	-4,173	-14 $\frac{1}{2}$
July 22 <sup>4</sup>	4,179	85,781	( <sup>1</sup> )	( <sup>1</sup> )	( <sup>1</sup> )	( <sup>1</sup> )	-207	( <sup>1</sup> )
July 24	22,171	80,181	93-92	94	92	92a	-5,600	+ $\frac{1}{2}$
July 25	20,980	73,661	92 $\frac{1}{2}$ -94	96 $\frac{1}{2}$	92 $\frac{1}{2}$	93 $\frac{1}{2}$ - $\frac{1}{2}$	-6,520	+1 $\frac{1}{2}$
July 26	19,873	69,496	96-97	99 $\frac{1}{2}$	96	99 $\frac{1}{2}$ - $\frac{1}{2}$	-4,165	+6 $\frac{1}{2}$
July 27	27,537	65,169	103 $\frac{1}{2}$ -105	107 $\frac{1}{2}$	102 $\frac{1}{2}$	107-107 $\frac{1}{2}$	-4,327	+7 $\frac{1}{2}$
July 28	16,238	64,129	102 $\frac{1}{2}$ -103	105 $\frac{1}{2}$	102 $\frac{1}{2}$	102 $\frac{1}{2}$ a	-1,040	-5
July 29	10,153	63,469	99-98	100 $\frac{1}{2}$	97 $\frac{1}{2}$	97 $\frac{1}{2}$ a	-660	-5
July 31	12,531	62,692	95 $\frac{1}{2}$ -93 $\frac{1}{2}$	95 $\frac{1}{2}$	92 $\frac{1}{2}$	92 $\frac{1}{2}$ a	-777	-5
Aug. 1	5,333	61,601	95-97	97 $\frac{1}{2}$	95	97 $\frac{1}{2}$ b	-1,091	+5
Aug. 2	17,644	58,616	102-102 $\frac{1}{2}$	102 $\frac{1}{2}$	96 $\frac{1}{2}$	100 $\frac{1}{2}$ - $\frac{1}{2}$	-2,985	+3 $\frac{1}{2}$
Aug. 3	7,706	56,691	99 $\frac{1}{2}$ -98 $\frac{1}{2}$	101 $\frac{1}{2}$	98 $\frac{1}{2}$	101-100 $\frac{1}{2}$	-1,925	+ $\frac{1}{2}$
Aug. 4	4,861	55,944	98 $\frac{1}{2}$ -95	99 $\frac{1}{2}$	97 $\frac{1}{2}$	97 $\frac{1}{2}$ - $\frac{1}{2}$	-747	-3 $\frac{1}{2}$
Aug. 5	2,873	55,064	97 $\frac{1}{2}$ -98	98 $\frac{1}{2}$	96 $\frac{1}{2}$	98 $\frac{1}{2}$ - $\frac{1}{2}$	-880	+ $\frac{1}{2}$
Aug. 7	1,995	54,586	98 $\frac{1}{2}$ -95	99 $\frac{1}{2}$	97 $\frac{1}{2}$	98 $\frac{1}{2}$ -98	-478	-1 $\frac{1}{2}$
Aug. 8	6,290	51,383	98 $\frac{1}{2}$ -94	99	96 $\frac{1}{2}$	98 $\frac{1}{2}$ - $\frac{1}{2}$	-3,203	+1 $\frac{1}{2}$
Aug. 9	3,569	50,397	98 $\frac{1}{2}$ -94	100 $\frac{1}{2}$	98 $\frac{1}{2}$	100 $\frac{1}{2}$ - $\frac{1}{2}$	-986	+2 $\frac{1}{2}$
Aug. 10	5,174	48,740	101-101 $\frac{1}{2}$	102 $\frac{1}{2}$	100 $\frac{1}{2}$	100 $\frac{1}{2}$ - $\frac{1}{2}$	-1,057	- $\frac{1}{2}$
Aug. 11	5,502	46,242	98	99 $\frac{1}{2}$	95 $\frac{1}{2}$	95 $\frac{1}{2}$ a	-2,498	-5
Aug. 12	873	45,922	92 $\frac{1}{2}$	92 $\frac{1}{2}$	92 $\frac{1}{2}$	92 $\frac{1}{2}$ a	-320	-3 $\frac{1}{2}$
Aug. 14	402	45,391	92 $\frac{1}{2}$	92 $\frac{1}{2}$	92 $\frac{1}{2}$	92 $\frac{1}{2}$ a	-531	-
Aug. 15	2,192	42,495	92 $\frac{1}{2}$	92 $\frac{1}{2}$	92 $\frac{1}{2}$	92 $\frac{1}{2}$ a	-2,890	-
Aug. 16	1,768	40,780	87 $\frac{1}{2}$	87 $\frac{1}{2}$	87 $\frac{1}{2}$	87 $\frac{1}{2}$ a	-1,715	-5
Aug. 17	11,076	34,439	82 $\frac{1}{2}$	91 $\frac{1}{2}$	82 $\frac{1}{2}$	90-89 $\frac{1}{2}$	-6,341	+2 $\frac{1}{2}$
Aug. 18	3,920	32,217	90 $\frac{1}{2}$	91	84 $\frac{1}{2}$	84 $\frac{1}{2}$ a	-2,222	-
Aug. 19	2,549	30,497	83 $\frac{1}{2}$	88 $\frac{1}{2}$	83 $\frac{1}{2}$	88-88 $\frac{1}{2}$	-1,720	+3 $\frac{1}{2}$
Aug. 21	3,050	28,955	88 $\frac{1}{2}$ -92	88 $\frac{1}{2}$	86 $\frac{1}{2}$	87 $\frac{1}{2}$ - $\frac{1}{2}$	-1,542	-
Aug. 22	2,185	27,525	87	89 $\frac{1}{2}$	86 $\frac{1}{2}$	88 $\frac{1}{2}$ - $\frac{1}{2}$	-1,430	+ $\frac{1}{2}$
Aug. 23	2,051	25,994	88 $\frac{1}{2}$ -92	90 $\frac{1}{2}$	88 $\frac{1}{2}$	88 $\frac{1}{2}$ - $\frac{1}{2}$	-1,531	-
Aug. 24	2,303	24,028	87 $\frac{1}{2}$ -88	89 $\frac{1}{2}$	85 $\frac{1}{2}$	85 $\frac{1}{2}$ - $\frac{1}{2}$	-1,906	-2 $\frac{1}{2}$
Aug. 25	3,138	21,513	87 $\frac{1}{2}$ -84	89 $\frac{1}{2}$	87 $\frac{1}{2}$	88 $\frac{1}{2}$ - $\frac{1}{2}$	-1,065	+2 $\frac{1}{2}$
Aug. 26	2,130	19,230	89 $\frac{1}{2}$ -94	89 $\frac{1}{2}$	88 $\frac{1}{2}$	89 $\frac{1}{2}$ - $\frac{1}{2}$	-2,283	+ $\frac{1}{2}$
Aug. 28	3,150	16,285	87 $\frac{1}{2}$ -95	88 $\frac{1}{2}$	87 $\frac{1}{2}$	87 $\frac{1}{2}$ - $\frac{1}{2}$	-2,945	-1 $\frac{1}{2}$
Aug. 29	4,448	12,936	88 $\frac{1}{2}$ -92	88 $\frac{1}{2}$	82 $\frac{1}{2}$	84 $\frac{1}{2}$	-3,349	-3 $\frac{1}{2}$
Aug. 30	4,671	9,370	83 $\frac{1}{2}$ -88	87 $\frac{1}{2}$	81	86 $\frac{1}{2}$ -96	-3,506	+2 $\frac{1}{2}$
Aug. 31	4,751	5,721	84-84 $\frac{1}{2}$	87 $\frac{1}{2}$	84	86 $\frac{1}{2}$ -86	-3,649	-1 $\frac{1}{2}$
Sept. 1	3,319	3,131	85 $\frac{1}{2}$ -85	85 $\frac{1}{2}$	85	85 $\frac{1}{2}$ -86	-2,500	- $\frac{1}{2}$
Sept. 5	924	2,419	85 $\frac{1}{2}$ -86	86	83 $\frac{1}{2}$	83 $\frac{1}{2}$ -84	-712	+1 $\frac{1}{2}$
Sept. 6	506	2,206	83 $\frac{1}{2}$	85	83 $\frac{1}{2}$	84 $\frac{1}{2}$	-213	-1 $\frac{1}{2}$
Sept. 7	295	1,944	84 $\frac{1}{2}$	84 $\frac{1}{2}$	83	83 $\frac{1}{2}$	-262	-1 $\frac{1}{2}$
Sept. 8	333	1,698	82 $\frac{1}{2}$ -88	83 $\frac{1}{2}$	81 $\frac{1}{2}$	83 $\frac{1}{2}$	-246	+1 $\frac{1}{2}$
Sept. 9	355	1,495	81 $\frac{1}{2}$	82 $\frac{1}{2}$	81 $\frac{1}{2}$	81 $\frac{1}{2}$ a	-203	-2 $\frac{1}{2}$
Sept. 11	368	1,380	81 $\frac{1}{2}$	85	81 $\frac{1}{2}$	84 $\frac{1}{2}$	-115	+3
Sept. 12	337	1,181	84 $\frac{1}{2}$	85 $\frac{1}{2}$	83 $\frac{1}{2}$	83 $\frac{1}{2}$ - $\frac{1}{2}$	-199	-1 $\frac{1}{2}$
Sept. 13	223	1,021	84 $\frac{1}{2}$	88	84 $\frac{1}{2}$	88	-160	+4 $\frac{1}{2}$
Sept. 14	130	955	89 $\frac{1}{2}$	89 $\frac{1}{2}$	87 $\frac{1}{2}$	88 $\frac{1}{2}$ - $\frac{1}{2}$	-66	+1 $\frac{1}{2}$
Sept. 15	204	737	88 $\frac{1}{2}$	89 $\frac{1}{2}$	86 $\frac{1}{2}$	88 $\frac{1}{2}$	-218	-1 $\frac{1}{2}$

<sup>4</sup> Chicago Board of Trade was closed July 21 and July 22, 1933, by order of the directors of the exchange, except for 15 minutes on July 22, devoted to the exercising of weekly privileges and the adjustment of trades.



WHEAT FUTURES

TABLE 33.—Daily volume of trading, open commitments, opening, high, low, and closing prices per bushel of September wheat futures on the Chicago Board of Trade, Jan. 3, 1933, to Dec. 31, 1935—Continued

1933 SEPTEMBER FUTURE—Continued

Date	Volume of trading	Open commitments	Opening price	Range in price		Closing price	Net change from previous day	
				High	Low		Open commitments	Closing price
1933	1,000 bushels	1,000 bushels	Cents	Cents	Cents	Cents	1,000 bushels	Cents
Sept. 16.....	156	773	88 <sup>3</sup> / <sub>8</sub>	91 <sup>1</sup> / <sub>4</sub>	87 <sup>3</sup> / <sub>4</sub>	91 <sup>3</sup> / <sub>4</sub> b	+36	+3 <sup>3</sup> / <sub>8</sub>
Sept. 18.....	120	718	93-93 <sup>1</sup> / <sub>8</sub>	93 <sup>1</sup> / <sub>4</sub>	91 <sup>3</sup> / <sub>8</sub>	92	-55	+ <sup>1</sup> / <sub>4</sub>
Sept. 19.....	146	722	92 <sup>3</sup> / <sub>8</sub>	92 <sup>3</sup> / <sub>8</sub>	90 <sup>7</sup> / <sub>8</sub>	93 <sup>7</sup> / <sub>8</sub>	+4	+1 <sup>1</sup> / <sub>8</sub>
Sept. 20.....	55	673	92 <sup>3</sup> / <sub>2</sub>	93 <sup>1</sup> / <sub>2</sub>	92 <sup>1</sup> / <sub>2</sub>	92 <sup>1</sup> / <sub>4</sub> a	-49	-1 <sup>3</sup> / <sub>8</sub>
Sept. 21.....	86	611	90 <sup>1</sup> / <sub>4</sub>	90 <sup>1</sup> / <sub>4</sub>	87 <sup>1</sup> / <sub>4</sub>	87 <sup>1</sup> / <sub>4</sub> a	-62	-5
Sept. 22.....	57	564	85 <sup>7</sup> / <sub>8</sub>	87 <sup>1</sup> / <sub>2</sub>	84	85 <sup>3</sup> / <sub>4</sub> b	-47	-1 <sup>1</sup> / <sub>2</sub>
Sept. 23.....	18	553	88	88 <sup>1</sup> / <sub>2</sub>	87 <sup>3</sup> / <sub>8</sub>	88 <sup>1</sup> / <sub>2</sub> b	-11	+2 <sup>1</sup> / <sub>4</sub>
Sept. 25.....	37	550	86 <sup>5</sup> / <sub>8</sub>	88 <sup>3</sup> / <sub>4</sub>	86 <sup>3</sup> / <sub>8</sub>	88 <sup>5</sup> / <sub>8</sub>	-3	+ <sup>1</sup> / <sub>8</sub>
Sept. 26.....	60	532	88 <sup>1</sup> / <sub>2</sub>	89 <sup>1</sup> / <sub>4</sub>	86 <sup>1</sup> / <sub>4</sub>	86 <sup>1</sup> / <sub>4</sub> b	-18	-2 <sup>3</sup> / <sub>8</sub>
Sept. 27.....	218	517	85 <sup>7</sup> / <sub>8</sub>	87 <sup>3</sup> / <sub>4</sub>	85 <sup>1</sup> / <sub>2</sub>	87 <sup>3</sup> / <sub>4</sub> b	-15	+1 <sup>1</sup> / <sub>2</sub>
Sept. 28.....	107	507	86 <sup>3</sup> / <sub>8</sub>	87 <sup>1</sup> / <sub>4</sub>	85 <sup>1</sup> / <sub>2</sub>	86 <sup>7</sup> / <sub>8</sub>	-10	- <sup>3</sup> / <sub>4</sub>
Sept. 29.....	190	273	87 <sup>3</sup> / <sub>8</sub> - <sup>5</sup> / <sub>8</sub>	88	86 <sup>1</sup> / <sub>2</sub>	86 <sup>1</sup> / <sub>2</sub>	-234	- <sup>3</sup> / <sub>8</sub>
Sept. 30.....	350	-----	86 <sup>1</sup> / <sub>8</sub>	87 <sup>3</sup> / <sub>8</sub>	85 <sup>3</sup> / <sub>8</sub>	86 <sup>3</sup> / <sub>8</sub> - <sup>5</sup> / <sub>8</sub>	-273	-----

1934 SEPTEMBER FUTURE

1934								
Jan. 2.....	61	38	85	86 <sup>1</sup> / <sub>4</sub>	85	85 <sup>1</sup> / <sub>4</sub>	+38	-----
Jan. 3.....	136	107	85 <sup>1</sup> / <sub>4</sub>	85 <sup>3</sup> / <sub>4</sub>	83 <sup>3</sup> / <sub>8</sub>	83 <sup>3</sup> / <sub>8</sub>	+69	-1 <sup>3</sup> / <sub>8</sub>
Jan. 4.....	260	193	83	84 <sup>1</sup> / <sub>4</sub>	82 <sup>1</sup> / <sub>2</sub>	84	+86	+ <sup>3</sup> / <sub>8</sub>
Jan. 5.....	133	223	84 <sup>1</sup> / <sub>2</sub>	84 <sup>3</sup> / <sub>4</sub>	83 <sup>1</sup> / <sub>4</sub>	83 <sup>3</sup> / <sub>8</sub>	+30	- <sup>3</sup> / <sub>8</sub>
Jan. 6.....	62	231	83 <sup>3</sup> / <sub>8</sub>	84	83 <sup>3</sup> / <sub>8</sub>	84	+8	+ <sup>3</sup> / <sub>8</sub>
Jan. 8.....	154	230	84 <sup>1</sup> / <sub>4</sub>	84 <sup>1</sup> / <sub>2</sub>	83 <sup>3</sup> / <sub>4</sub>	84	-1	-----
Jan. 9.....	161	236	84 <sup>3</sup> / <sub>8</sub>	85 <sup>1</sup> / <sub>2</sub>	84 <sup>3</sup> / <sub>8</sub>	84 <sup>5</sup> / <sub>8</sub>	+6	+ <sup>1</sup> / <sub>8</sub>
Jan. 10.....	264	333	85 <sup>5</sup> / <sub>8</sub>	86 <sup>3</sup> / <sub>8</sub>	85 <sup>3</sup> / <sub>8</sub>	86 <sup>1</sup> / <sub>8</sub>	+97	+1 <sup>1</sup> / <sub>2</sub>
Jan. 11.....	354	401	86 <sup>1</sup> / <sub>2</sub>	86 <sup>1</sup> / <sub>2</sub>	84 <sup>1</sup> / <sub>2</sub>	84 <sup>5</sup> / <sub>8</sub>	+158	-1 <sup>1</sup> / <sub>2</sub>
Jan. 12.....	515	604	85 <sup>3</sup> / <sub>4</sub>	86 <sup>3</sup> / <sub>8</sub>	85 <sup>3</sup> / <sub>8</sub>	86 <sup>1</sup> / <sub>8</sub>	+173	+1 <sup>1</sup> / <sub>2</sub>
Jan. 13.....	293	673	86 <sup>1</sup> / <sub>4</sub>	87 <sup>1</sup> / <sub>8</sub>	86 <sup>3</sup> / <sub>8</sub>	87	+9	+ <sup>1</sup> / <sub>8</sub>
Jan. 15.....	1,305	1,252	89 <sup>1</sup> / <sub>2</sub> - <sup>3</sup> / <sub>4</sub>	91 <sup>1</sup> / <sub>4</sub>	88 <sup>3</sup> / <sub>4</sub>	91-91 <sup>1</sup> / <sub>8</sub>	+579	+4
Jan. 16.....	848	1,591	90- <sup>90</sup> / <sub>2</sub>	90 <sup>7</sup> / <sub>8</sub>	89 <sup>3</sup> / <sub>8</sub>	89 <sup>7</sup> / <sub>8</sub>	+339	-1 <sup>1</sup> / <sub>8</sub>
Jan. 17.....	491	1,690	89 <sup>1</sup> / <sub>4</sub>	90 <sup>3</sup> / <sub>8</sub>	89 <sup>3</sup> / <sub>8</sub>	89 <sup>3</sup> / <sub>8</sub> - <sup>1</sup> / <sub>2</sub>	+99	- <sup>3</sup> / <sub>8</sub>
Jan. 18.....	630	1,793	88 <sup>1</sup> / <sub>2</sub> - <sup>3</sup> / <sub>4</sub>	89 <sup>1</sup> / <sub>2</sub>	88 <sup>1</sup> / <sub>4</sub>	88 <sup>3</sup> / <sub>8</sub>	+103	-1 <sup>1</sup> / <sub>8</sub>
Jan. 19.....	943	2,143	89 <sup>1</sup> / <sub>4</sub>	90 <sup>3</sup> / <sub>8</sub>	89 <sup>1</sup> / <sub>4</sub>	90 <sup>1</sup> / <sub>8</sub> - <sup>1</sup> / <sub>4</sub>	+350	+1 <sup>1</sup> / <sub>8</sub>
Jan. 20.....	460	2,339	90 <sup>3</sup> / <sub>8</sub>	90 <sup>3</sup> / <sub>8</sub>	89 <sup>1</sup> / <sub>2</sub>	89 <sup>7</sup> / <sub>8</sub>	+196	- <sup>3</sup> / <sub>8</sub>
Jan. 22.....	685	2,455	90	90	89	89 <sup>1</sup> / <sub>8</sub> -89	+116	- <sup>1</sup> / <sub>8</sub>
Jan. 23.....	350	2,492	88 <sup>3</sup> / <sub>4</sub> -89	89 <sup>7</sup> / <sub>8</sub>	88 <sup>1</sup> / <sub>2</sub>	89 <sup>3</sup> / <sub>4</sub>	+37	+ <sup>3</sup> / <sub>4</sub>
Jan. 24.....	652	2,768	90 <sup>1</sup> / <sub>8</sub> -90	90 <sup>1</sup> / <sub>8</sub>	89 <sup>1</sup> / <sub>2</sub>	89 <sup>7</sup> / <sub>8</sub> - <sup>3</sup> / <sub>4</sub>	+276	-----
Jan. 25.....	547	2,963	89 <sup>5</sup> / <sub>8</sub> - <sup>1</sup> / <sub>2</sub>	89 <sup>3</sup> / <sub>4</sub>	88 <sup>1</sup> / <sub>4</sub>	88 <sup>3</sup> / <sub>8</sub> - <sup>1</sup> / <sub>4</sub>	+195	-1 <sup>1</sup> / <sub>2</sub>
Jan. 26.....	609	3,147	88-88 <sup>1</sup> / <sub>4</sub>	89 <sup>1</sup> / <sub>4</sub>	88	89 <sup>1</sup> / <sub>8</sub>	+184	+ <sup>1</sup> / <sub>8</sub>
Jan. 27.....	496	3,290	89	89 <sup>7</sup> / <sub>8</sub>	89	89 <sup>7</sup> / <sub>8</sub>	+143	+ <sup>3</sup> / <sub>4</sub>
Jan. 29.....	1,109	3,487	91	92 <sup>1</sup> / <sub>4</sub>	90 <sup>3</sup> / <sub>8</sub>	92 <sup>1</sup> / <sub>4</sub> - <sup>1</sup> / <sub>4</sub>	+197	+2 <sup>3</sup> / <sub>8</sub>
Jan. 30.....	1,214	3,827	92 <sup>7</sup> / <sub>8</sub>	93	92 <sup>1</sup> / <sub>4</sub>	92 <sup>3</sup> / <sub>8</sub> - <sup>1</sup> / <sub>4</sub>	+340	-----
Jan. 31.....	1,084	4,013	91 <sup>1</sup> / <sub>2</sub>	91 <sup>7</sup> / <sub>8</sub>	90 <sup>3</sup> / <sub>4</sub>	91 <sup>1</sup> / <sub>2</sub>	+186	- <sup>3</sup> / <sub>4</sub>
Feb. 1.....	1,059	4,330	92 <sup>1</sup> / <sub>4</sub>	92 <sup>3</sup> / <sub>8</sub>	91 <sup>1</sup> / <sub>2</sub>	91 <sup>1</sup> / <sub>2</sub>	+317	-----
Feb. 2.....	1,400	4,689	90 <sup>1</sup> / <sub>2</sub> - <sup>1</sup> / <sub>4</sub>	91 <sup>1</sup> / <sub>4</sub>	90 <sup>3</sup> / <sub>4</sub>	90 <sup>7</sup> / <sub>8</sub>	+339	- <sup>3</sup> / <sub>8</sub>
Feb. 3.....	1,132	4,942	91 <sup>1</sup> / <sub>8</sub> - <sup>7</sup> / <sub>8</sub>	91 <sup>3</sup> / <sub>4</sub>	91 <sup>1</sup> / <sub>2</sub>	92	+273	+1 <sup>1</sup> / <sub>8</sub>
Feb. 5.....	1,281	5,246	92 <sup>3</sup> / <sub>8</sub> -93	93 <sup>1</sup> / <sub>4</sub>	92 <sup>1</sup> / <sub>2</sub>	92 <sup>1</sup> / <sub>2</sub> - <sup>5</sup> / <sub>8</sub>	+304	+ <sup>2</sup> / <sub>8</sub>
Feb. 6.....	838	5,400	92 <sup>3</sup> / <sub>4</sub>	92 <sup>3</sup> / <sub>4</sub>	91 <sup>3</sup> / <sub>4</sub>	92 <sup>3</sup> / <sub>8</sub> - <sup>3</sup> / <sub>4</sub>	+154	+ <sup>1</sup> / <sub>4</sub>
Feb. 7.....	1,941	5,727	92 <sup>1</sup> / <sub>2</sub> - <sup>1</sup> / <sub>4</sub>	92 <sup>1</sup> / <sub>2</sub>	89 <sup>3</sup> / <sub>4</sub>	90 <sup>1</sup> / <sub>2</sub> - <sup>5</sup> / <sub>8</sub>	+327	-2 <sup>1</sup> / <sub>4</sub>
Feb. 8.....	1,455	5,801	89 <sup>3</sup> / <sub>4</sub> - <sup>1</sup> / <sub>2</sub>	91	89 <sup>1</sup> / <sub>2</sub>	90 <sup>3</sup> / <sub>4</sub> - <sup>7</sup> / <sub>8</sub>	+74	+ <sup>1</sup> / <sub>4</sub>
Feb. 9.....	1,098	6,089	91	91	89 <sup>1</sup> / <sub>2</sub>	89 <sup>7</sup> / <sub>8</sub> -90	+288	- <sup>3</sup> / <sub>4</sub>
Feb. 10.....	781	6,161	89 <sup>1</sup> / <sub>4</sub> - <sup>1</sup> / <sub>2</sub>	90 <sup>3</sup> / <sub>8</sub>	88 <sup>3</sup> / <sub>8</sub>	90-89 <sup>7</sup> / <sub>8</sub>	+72	-----
Feb. 13.....	759	6,277	90-89 <sup>7</sup> / <sub>8</sub>	90 <sup>3</sup> / <sub>8</sub>	89 <sup>3</sup> / <sub>8</sub>	90	+116	-----
Feb. 14.....	802	6,289	89 <sup>3</sup> / <sub>4</sub>	90 <sup>1</sup> / <sub>4</sub>	89 <sup>3</sup> / <sub>8</sub>	90	+112	-----
Feb. 15.....	720	6,506	90 <sup>1</sup> / <sub>4</sub> - <sup>1</sup> / <sub>2</sub>	90 <sup>1</sup> / <sub>4</sub>	90	90 <sup>1</sup> / <sub>4</sub>	+217	+ <sup>1</sup> / <sub>8</sub>
Feb. 16.....	605	6,656	90 <sup>3</sup> / <sub>8</sub>	90 <sup>3</sup> / <sub>8</sub>	89 <sup>3</sup> / <sub>8</sub>	90 <sup>1</sup> / <sub>8</sub>	+150	-----
Feb. 17.....	789	6,957	90	90	89 <sup>3</sup> / <sub>8</sub>	89 <sup>5</sup> / <sub>8</sub> - <sup>3</sup> / <sub>4</sub>	+301	- <sup>3</sup> / <sub>8</sub>
Feb. 19.....	1,171	7,236	89 <sup>3</sup> / <sub>4</sub> - <sup>1</sup> / <sub>2</sub>	89 <sup>3</sup> / <sub>4</sub>	88 <sup>3</sup> / <sub>2</sub>	88 <sup>3</sup> / <sub>8</sub> - <sup>1</sup> / <sub>2</sub>	+279	-1 <sup>1</sup> / <sub>4</sub>
Feb. 20.....	1,562	7,485	87 <sup>3</sup> / <sub>4</sub> - <sup>5</sup> / <sub>8</sub>	88 <sup>1</sup> / <sub>4</sub>	87 <sup>1</sup> / <sub>4</sub>	87 <sup>3</sup> / <sub>8</sub> - <sup>1</sup> / <sub>4</sub>	+249	-1 <sup>1</sup> / <sub>4</sub>
Feb. 21.....	812	7,527	87 <sup>3</sup> / <sub>4</sub> - <sup>1</sup> / <sub>2</sub>	87 <sup>3</sup> / <sub>8</sub>	87	87 <sup>3</sup> / <sub>8</sub> - <sup>1</sup> / <sub>4</sub>	+42	-----
Feb. 23.....	806	7,656	87 <sup>1</sup> / <sub>8</sub> -88 <sup>1</sup> / <sub>2</sub>	88 <sup>1</sup> / <sub>4</sub>	87 <sup>1</sup> / <sub>8</sub>	87 <sup>1</sup> / <sub>8</sub>	+129	- <sup>1</sup> / <sub>8</sub>
Feb. 24.....	770	7,733	87-86 <sup>3</sup> / <sub>4</sub>	87 <sup>1</sup> / <sub>8</sub>	86 <sup>1</sup> / <sub>4</sub>	86 <sup>1</sup> / <sub>4</sub> - <sup>5</sup> / <sub>8</sub>	+77	- <sup>3</sup> / <sub>8</sub>
Feb. 26.....	983	7,783	86 <sup>1</sup> / <sub>8</sub>	86 <sup>1</sup> / <sub>4</sub>	85 <sup>5</sup> / <sub>8</sub>	85 <sup>1</sup> / <sub>2</sub> - <sup>3</sup> / <sub>8</sub>	+50	-1
Feb. 27.....	1,402	8,064	85 <sup>1</sup> / <sub>8</sub> - <sup>1</sup> / <sub>4</sub>	87 <sup>1</sup> / <sub>8</sub>	85 <sup>1</sup> / <sub>8</sub>	87	+281	+1 <sup>1</sup> / <sub>2</sub>
Feb. 28.....	1,220	8,242	87 <sup>3</sup> / <sub>8</sub> - <sup>1</sup> / <sub>4</sub>	87 <sup>3</sup> / <sub>8</sub>	86 <sup>3</sup> / <sub>8</sub>	86 <sup>3</sup> / <sub>8</sub>	+178	- <sup>3</sup> / <sub>8</sub>
Mar. 1.....	785	8,365	86 <sup>3</sup> / <sub>8</sub>	86 <sup>3</sup> / <sub>4</sub>	85 <sup>3</sup> / <sub>4</sub>	86 <sup>1</sup> / <sub>4</sub>	+123	- <sup>3</sup> / <sub>8</sub>
Mar. 2.....	1,239	8,588	86 <sup>1</sup> / <sub>2</sub> - <sup>5</sup> / <sub>8</sub>	88 <sup>1</sup> / <sub>4</sub>	86 <sup>1</sup> / <sub>2</sub>	88 <sup>1</sup> / <sub>8</sub>	+223	+1 <sup>1</sup> / <sub>2</sub>
Mar. 3.....	1,086	8,796	88 <sup>1</sup> / <sub>2</sub> - <sup>3</sup> / <sub>8</sub>	88 <sup>1</sup> / <sub>2</sub>	87 <sup>1</sup> / <sub>2</sub>	88 <sup>1</sup> / <sub>8</sub> - <sup>1</sup> / <sub>4</sub>	+208	+ <sup>1</sup> / <sub>8</sub>

TABLE 33.—Daily volume of trading, open commitments, opening, high, low, and closing prices per bushel of September wheat futures on the Chicago Board of Trade, Jan. 3, 1933, to Dec. 31, 1935—Continued

1934 SEPTEMBER FUTURE—Continued

Date	Volume of trading	Open commitments	Opening price	Range in price		Closing price	Net change from previous day	
				High	Low		Open commitments	Closing price
1934	1,000 bushels	1,000 bushels	Cents	Cents	Cents	1,000 bushels	Cents	
Mar. 5	990	9,051	88 <sup>1</sup> / <sub>4</sub> -1 <sup>1</sup> / <sub>8</sub>	88 <sup>3</sup> / <sub>4</sub>	87 <sup>3</sup> / <sub>8</sub>	87 <sup>3</sup> / <sub>8</sub>	+255	- <sup>3</sup> / <sub>8</sub>
Mar. 6	353	9,040	87 <sup>3</sup> / <sub>4</sub> -88	88	87 <sup>1</sup> / <sub>2</sub>	87 <sup>1</sup> / <sub>2</sub>	-2	- <sup>3</sup> / <sub>8</sub>
Mar. 7	774	9,175	87 <sup>3</sup> / <sub>4</sub>	87 <sup>3</sup> / <sub>4</sub>	86 <sup>1</sup> / <sub>2</sub>	86 <sup>1</sup> / <sub>2</sub> - <sup>5</sup> / <sub>8</sub>	+126	+ <sup>3</sup> / <sub>8</sub>
Mar. 8	1,354	9,460	86 <sup>1</sup> / <sub>2</sub> - <sup>3</sup> / <sub>8</sub>	87 <sup>3</sup> / <sub>8</sub>	86	87 <sup>3</sup> / <sub>8</sub> -1 <sup>1</sup> / <sub>4</sub>	+204	+ <sup>3</sup> / <sub>8</sub>
Mar. 9	898	9,648	87 <sup>1</sup> / <sub>8</sub> -87	87 <sup>1</sup> / <sub>2</sub>	87	87 <sup>3</sup> / <sub>8</sub>	+177	+ <sup>1</sup> / <sub>2</sub>
Mar. 10	670	9,762	87 <sup>1</sup> / <sub>8</sub> -1 <sup>1</sup> / <sub>4</sub>	88 <sup>3</sup> / <sub>8</sub>	86 <sup>7</sup> / <sub>8</sub>	88 <sup>3</sup> / <sub>4</sub> -7 <sup>7</sup> / <sub>8</sub>	+116	+1 <sup>1</sup> / <sub>2</sub>
Mar. 12	2,065	10,580	89-88 <sup>3</sup> / <sub>4</sub>	90	88 <sup>3</sup> / <sub>4</sub>	89 <sup>3</sup> / <sub>4</sub> -90	+827	+1 <sup>1</sup> / <sub>2</sub>
Mar. 13	1,724	11,521	90-89 <sup>1</sup> / <sub>2</sub>	90	89 <sup>3</sup> / <sub>8</sub>	89 <sup>3</sup> / <sub>8</sub> - <sup>3</sup> / <sub>4</sub>	+932	- <sup>1</sup> / <sub>4</sub>
Mar. 14	1,738	11,879	89 <sup>3</sup> / <sub>8</sub> - <sup>3</sup> / <sub>4</sub>	90 <sup>3</sup> / <sub>8</sub>	89 <sup>3</sup> / <sub>8</sub>	89 <sup>1</sup> / <sub>2</sub> - <sup>3</sup> / <sub>8</sub>	+358	- <sup>1</sup> / <sub>4</sub>
Mar. 15	1,943	12,058	89 <sup>1</sup> / <sub>4</sub>	89 <sup>1</sup> / <sub>4</sub>	88	88-88 <sup>1</sup> / <sub>8</sub>	+170	-1 <sup>1</sup> / <sub>2</sub>
Mar. 16	1,433	12,366	87 <sup>3</sup> / <sub>4</sub> -1 <sup>1</sup> / <sub>2</sub>	88 <sup>3</sup> / <sub>4</sub>	87 <sup>1</sup> / <sub>2</sub>	88 <sup>1</sup> / <sub>2</sub>	+308	+ <sup>1</sup> / <sub>2</sub>
Mar. 17	1,175	12,816	88 <sup>3</sup> / <sub>8</sub> - <sup>3</sup> / <sub>4</sub>	89 <sup>1</sup> / <sub>4</sub>	88 <sup>1</sup> / <sub>4</sub>	88 <sup>5</sup> / <sub>8</sub>	+450	+ <sup>1</sup> / <sub>2</sub>
Mar. 19	1,741	13,063	88 <sup>1</sup> / <sub>8</sub> -88	88 <sup>1</sup> / <sub>8</sub>	87	88-88 <sup>1</sup> / <sub>8</sub>	+247	- <sup>3</sup> / <sub>8</sub>
Mar. 20	1,559	13,244	88 <sup>1</sup> / <sub>8</sub> - <sup>3</sup> / <sub>8</sub>	88 <sup>3</sup> / <sub>8</sub>	87 <sup>1</sup> / <sub>2</sub>	88 <sup>5</sup> / <sub>8</sub> - <sup>3</sup> / <sub>4</sub>	+181	+ <sup>3</sup> / <sub>8</sub>
Mar. 21	861	13,339	88 <sup>3</sup> / <sub>8</sub> - <sup>3</sup> / <sub>8</sub>	88 <sup>5</sup> / <sub>8</sub>	87 <sup>3</sup> / <sub>8</sub>	88 <sup>3</sup> / <sub>8</sub> -1 <sup>1</sup> / <sub>4</sub>	+95	-1 <sup>1</sup> / <sub>2</sub>
Mar. 22	806	13,349	87 <sup>1</sup> / <sub>2</sub>	88 <sup>5</sup> / <sub>8</sub>	87 <sup>1</sup> / <sub>2</sub>	88 <sup>3</sup> / <sub>8</sub> -1 <sup>1</sup> / <sub>4</sub>	+10	-----
Mar. 23	296	13,370	88 <sup>1</sup> / <sub>4</sub>	88 <sup>1</sup> / <sub>4</sub>	87 <sup>3</sup> / <sub>8</sub>	88 <sup>1</sup> / <sub>8</sub>	+21	-1 <sup>1</sup> / <sub>2</sub>
Mar. 24	413	13,401	88 <sup>3</sup> / <sub>4</sub>	88 <sup>3</sup> / <sub>4</sub>	88 <sup>5</sup> / <sub>8</sub>	88 <sup>3</sup> / <sub>4</sub> - <sup>5</sup> / <sub>8</sub>	+31	-----
Mar. 26	1,062	13,461	88 <sup>3</sup> / <sub>4</sub> -89	89	87 <sup>1</sup> / <sub>2</sub>	87 <sup>5</sup> / <sub>8</sub>	+60	-1 <sup>1</sup> / <sub>2</sub>
Mar. 27	2,492	13,947	87-86 <sup>3</sup> / <sub>4</sub>	87	86	86 <sup>1</sup> / <sub>2</sub> - <sup>3</sup> / <sub>8</sub>	+486	-1 <sup>1</sup> / <sub>2</sub>
Mar. 28	1,318	14,109	86 <sup>3</sup> / <sub>4</sub> -86	86 <sup>5</sup> / <sub>8</sub>	85 <sup>3</sup> / <sub>4</sub>	86-86 <sup>1</sup> / <sub>8</sub>	+162	- <sup>1</sup> / <sub>2</sub>
Mar. 29	1,184	14,536	86 <sup>1</sup> / <sub>2</sub> - <sup>5</sup> / <sub>8</sub>	86 <sup>3</sup> / <sub>4</sub>	86	86 <sup>1</sup> / <sub>2</sub> - <sup>5</sup> / <sub>8</sub>	+427	+ <sup>1</sup> / <sub>2</sub>
Mar. 31	792	14,649	86 <sup>1</sup> / <sub>2</sub> - <sup>3</sup> / <sub>8</sub>	87 <sup>1</sup> / <sub>2</sub>	86 <sup>1</sup> / <sub>4</sub>	87 <sup>3</sup> / <sub>8</sub> -1 <sup>1</sup> / <sub>2</sub>	+113	+1
Apr. 2	809	14,867	87 <sup>1</sup> / <sub>4</sub>	87 <sup>1</sup> / <sub>4</sub>	86 <sup>1</sup> / <sub>4</sub>	86 <sup>1</sup> / <sub>2</sub> - <sup>5</sup> / <sub>8</sub>	+218	-1
Apr. 3	1,724	15,058	86 <sup>1</sup> / <sub>4</sub>	86 <sup>1</sup> / <sub>4</sub>	85 <sup>3</sup> / <sub>4</sub>	86 <sup>1</sup> / <sub>4</sub> - <sup>3</sup> / <sub>8</sub>	+791	- <sup>1</sup> / <sub>4</sub>
Apr. 4	1,944	15,093	85 <sup>7</sup> / <sub>8</sub> - <sup>3</sup> / <sub>4</sub>	87 <sup>1</sup> / <sub>2</sub>	85 <sup>3</sup> / <sub>4</sub>	87 <sup>1</sup> / <sub>2</sub> - <sup>3</sup> / <sub>8</sub>	+335	+1
Apr. 5	921	16,208	87-86 <sup>7</sup> / <sub>8</sub>	87 <sup>3</sup> / <sub>8</sub>	86 <sup>3</sup> / <sub>4</sub>	87-86 <sup>7</sup> / <sub>8</sub>	+215	- <sup>1</sup> / <sub>4</sub>
Apr. 6	688	16,380	87-86 <sup>7</sup> / <sub>8</sub>	87 <sup>1</sup> / <sub>8</sub>	86 <sup>3</sup> / <sub>4</sub>	87-86 <sup>7</sup> / <sub>8</sub>	+172	-----
Apr. 7	1,312	16,655	86 <sup>3</sup> / <sub>4</sub> -7 <sup>7</sup> / <sub>8</sub>	87 <sup>3</sup> / <sub>8</sub>	86 <sup>3</sup> / <sub>4</sub>	87 <sup>1</sup> / <sub>4</sub> - <sup>3</sup> / <sub>8</sub>	+275	+ <sup>1</sup> / <sub>4</sub>
Apr. 9	1,319	16,902	87 <sup>1</sup> / <sub>4</sub> - <sup>3</sup> / <sub>8</sub>	87 <sup>3</sup> / <sub>8</sub>	87 <sup>1</sup> / <sub>4</sub>	87 <sup>1</sup> / <sub>4</sub> - <sup>3</sup> / <sub>8</sub>	+247	+ <sup>1</sup> / <sub>4</sub>
Apr. 10	1,575	17,375	87 <sup>3</sup> / <sub>4</sub> -1 <sup>1</sup> / <sub>8</sub>	88 <sup>1</sup> / <sub>4</sub>	87 <sup>3</sup> / <sub>4</sub>	87 <sup>3</sup> / <sub>4</sub> - <sup>3</sup> / <sub>8</sub>	+473	+ <sup>1</sup> / <sub>4</sub>
Apr. 11	1,559	18,076	88-88 <sup>1</sup> / <sub>8</sub>	88 <sup>1</sup> / <sub>8</sub>	87 <sup>1</sup> / <sub>4</sub>	87 <sup>1</sup> / <sub>4</sub> - <sup>5</sup> / <sub>8</sub>	+701	-1 <sup>1</sup> / <sub>2</sub>
Apr. 12	2,769	19,254	87 <sup>3</sup> / <sub>8</sub>	87 <sup>3</sup> / <sub>8</sub>	86 <sup>1</sup> / <sub>4</sub>	86 <sup>1</sup> / <sub>4</sub> - <sup>3</sup> / <sub>8</sub>	+1,178	-1 <sup>1</sup> / <sub>4</sub>
Apr. 13	2,891	20,529	86 <sup>1</sup> / <sub>8</sub> -86	86 <sup>5</sup> / <sub>8</sub>	85 <sup>5</sup> / <sub>8</sub>	86 <sup>5</sup> / <sub>8</sub> -1 <sup>1</sup> / <sub>2</sub>	+1,275	+ <sup>1</sup> / <sub>4</sub>
Apr. 14	1,688	21,294	86 <sup>1</sup> / <sub>8</sub> -86	86 <sup>1</sup> / <sub>4</sub>	85 <sup>3</sup> / <sub>4</sub>	85 <sup>7</sup> / <sub>8</sub> - <sup>3</sup> / <sub>4</sub>	+765	- <sup>3</sup> / <sub>8</sub>
Apr. 16	6,573	22,594	85 <sup>3</sup> / <sub>4</sub> -86	86 <sup>1</sup> / <sub>4</sub>	81 <sup>1</sup> / <sub>2</sub>	81 <sup>3</sup> / <sub>4</sub> -1 <sup>1</sup> / <sub>4</sub>	+1,300	-4 <sup>1</sup> / <sub>8</sub>
Apr. 17	9,258	24,506	80 <sup>1</sup> / <sub>4</sub> -79 <sup>7</sup> / <sub>8</sub>	80 <sup>1</sup> / <sub>4</sub>	78 <sup>1</sup> / <sub>4</sub>	79 <sup>7</sup> / <sub>8</sub> -80	+1,912	-1 <sup>1</sup> / <sub>4</sub>
Apr. 18	4,700	25,509	80 <sup>1</sup> / <sub>4</sub> - <sup>3</sup> / <sub>4</sub>	80 <sup>3</sup> / <sub>8</sub>	79	79 <sup>1</sup> / <sub>4</sub> -1 <sup>1</sup> / <sub>4</sub>	+1,003	- <sup>3</sup> / <sub>8</sub>
Apr. 19	13,531	27,064	78 <sup>3</sup> / <sub>4</sub> -1 <sup>1</sup> / <sub>8</sub>	78 <sup>3</sup> / <sub>4</sub>	74 <sup>1</sup> / <sub>4</sub>	76 <sup>1</sup> / <sub>4</sub> - <sup>3</sup> / <sub>8</sub>	+2,455	-3
Apr. 20	6,595	28,913	76 <sup>1</sup> / <sub>2</sub> -75 <sup>1</sup> / <sub>8</sub>	77 <sup>1</sup> / <sub>2</sub>	75 <sup>1</sup> / <sub>2</sub>	77 <sup>1</sup> / <sub>2</sub> -77	+949	+ <sup>3</sup> / <sub>8</sub>
Apr. 21	4,329	28,687	77 <sup>1</sup> / <sub>2</sub> -1 <sup>1</sup> / <sub>4</sub>	78 <sup>5</sup> / <sub>8</sub>	77 <sup>1</sup> / <sub>2</sub>	78 <sup>1</sup> / <sub>4</sub> -1 <sup>1</sup> / <sub>8</sub>	-226	+1 <sup>1</sup> / <sub>4</sub>
Apr. 23	5,562	29,368	78-77 <sup>3</sup> / <sub>4</sub>	78	76 <sup>3</sup> / <sub>4</sub>	77 <sup>5</sup> / <sub>8</sub> - <sup>3</sup> / <sub>8</sub>	+681	- <sup>3</sup> / <sub>8</sub>
Apr. 24	6,802	30,707	77 <sup>5</sup> / <sub>8</sub> -1 <sup>1</sup> / <sub>2</sub>	77 <sup>5</sup> / <sub>8</sub>	75 <sup>5</sup> / <sub>8</sub>	76 <sup>3</sup> / <sub>4</sub> -1 <sup>1</sup> / <sub>2</sub>	+1,339	-1
Apr. 25	7,853	31,807	76-75 <sup>7</sup> / <sub>8</sub>	77 <sup>1</sup> / <sub>4</sub>	74 <sup>3</sup> / <sub>4</sub>	76 <sup>1</sup> / <sub>4</sub> - <sup>3</sup> / <sub>4</sub>	+1,100	+ <sup>1</sup> / <sub>4</sub>
Apr. 26	5,107	32,544	77-76 <sup>3</sup> / <sub>4</sub>	77 <sup>1</sup> / <sub>4</sub>	75 <sup>5</sup> / <sub>8</sub>	76 <sup>3</sup> / <sub>4</sub> -1 <sup>1</sup> / <sub>2</sub>	+737	-----
Apr. 27	6,437	33,449	76 <sup>3</sup> / <sub>4</sub> - <sup>5</sup> / <sub>8</sub>	78 <sup>1</sup> / <sub>2</sub>	76 <sup>5</sup> / <sub>8</sub>	77 <sup>1</sup> / <sub>4</sub> - <sup>3</sup> / <sub>4</sub>	+905	+1
Apr. 28	6,665	34,613	78 <sup>5</sup> / <sub>8</sub> -1 <sup>1</sup> / <sub>8</sub>	79 <sup>5</sup> / <sub>8</sub>	78 <sup>5</sup> / <sub>8</sub>	79 <sup>1</sup> / <sub>4</sub> - <sup>3</sup> / <sub>8</sub>	+1,164	+1 <sup>1</sup> / <sub>2</sub>
Apr. 30	11,666	36,323	79 <sup>3</sup> / <sub>4</sub> -1 <sup>1</sup> / <sub>2</sub>	80 <sup>3</sup> / <sub>8</sub>	79 <sup>1</sup> / <sub>2</sub>	80 <sup>5</sup> / <sub>8</sub> - <sup>3</sup> / <sub>4</sub>	+1,710	+1 <sup>1</sup> / <sub>2</sub>
May 1	8,443	36,574	80-79 <sup>1</sup> / <sub>2</sub>	80 <sup>1</sup> / <sub>4</sub>	78 <sup>1</sup> / <sub>4</sub>	78 <sup>1</sup> / <sub>4</sub> - <sup>5</sup> / <sub>8</sub>	+251	-2 <sup>1</sup> / <sub>4</sub>
May 2	6,405	37,067	78 <sup>1</sup> / <sub>4</sub> - <sup>5</sup> / <sub>8</sub>	79	77 <sup>3</sup> / <sub>4</sub>	78 <sup>3</sup> / <sub>4</sub> -1 <sup>1</sup> / <sub>2</sub>	+493	-----
May 3	4,229	37,796	78 <sup>1</sup> / <sub>4</sub> -1 <sup>1</sup> / <sub>8</sub>	78 <sup>3</sup> / <sub>4</sub>	77 <sup>3</sup> / <sub>4</sub>	77 <sup>1</sup> / <sub>2</sub> - <sup>3</sup> / <sub>8</sub>	+729	-1
May 4	6,081	38,153	77 <sup>1</sup> / <sub>2</sub>	79 <sup>1</sup> / <sub>4</sub>	77 <sup>3</sup> / <sub>4</sub>	78 <sup>3</sup> / <sub>4</sub> -1 <sup>1</sup> / <sub>8</sub>	+357	+1 <sup>1</sup> / <sub>4</sub>
May 5	6,000	37,968	79 <sup>1</sup> / <sub>4</sub> -1 <sup>1</sup> / <sub>8</sub>	80 <sup>1</sup> / <sub>2</sub>	77 <sup>5</sup> / <sub>8</sub>	80 <sup>1</sup> / <sub>2</sub> -1 <sup>1</sup> / <sub>4</sub>	+185	+1 <sup>1</sup> / <sub>2</sub>
May 7	13,130	37,766	81 <sup>3</sup> / <sub>4</sub> -82 <sup>3</sup> / <sub>4</sub>	84	81 <sup>3</sup> / <sub>4</sub>	83 <sup>3</sup> / <sub>4</sub> -1 <sup>1</sup> / <sub>4</sub>	+202	+2 <sup>1</sup> / <sub>4</sub>
May 8	9,920	37,341	83-82 <sup>3</sup> / <sub>4</sub>	85	82 <sup>1</sup> / <sub>4</sub>	84 <sup>3</sup> / <sub>4</sub> - <sup>3</sup> / <sub>4</sub>	+425	+1 <sup>1</sup> / <sub>2</sub>
May 9	11,030	37,374	84 <sup>3</sup> / <sub>4</sub> -1 <sup>1</sup> / <sub>2</sub>	85 <sup>3</sup> / <sub>8</sub>	84 <sup>3</sup> / <sub>4</sub>	84 <sup>1</sup> / <sub>2</sub> - <sup>3</sup> / <sub>4</sub>	+33	-1 <sup>1</sup> / <sub>4</sub>
May 10	17,397	37,203	84-84 <sup>1</sup> / <sub>2</sub>	89 <sup>3</sup> / <sub>8</sub>	84	89 <sup>3</sup> / <sub>8</sub> bd	-171	+5
May 11	18,201	38,140	91-91	92	88 <sup>1</sup> / <sub>8</sub>	88 <sup>1</sup> / <sub>4</sub> -1 <sup>1</sup> / <sub>8</sub>	+937	-1 <sup>1</sup> / <sub>4</sub>
May 12	12,975	38,637	88 <sup>1</sup> / <sub>4</sub> -87 <sup>5</sup> / <sub>8</sub>	88 <sup>3</sup> / <sub>8</sub>	86	86 <sup>3</sup> / <sub>4</sub> -1 <sup>1</sup> / <sub>2</sub>	+497	- <sup>3</sup> / <sub>4</sub>
May 14	12,098	39,205	85-85 <sup>3</sup> / <sub>4</sub>	86 <sup>1</sup> / <sub>4</sub>	84 <sup>1</sup> / <sub>4</sub>	85 <sup>3</sup> / <sub>4</sub> - <sup>5</sup> / <sub>8</sub>	+598	+1 <sup>1</sup> / <sub>4</sub>
May 15	7,523	39,843	86 <sup>3</sup> / <sub>8</sub> -1 <sup>1</sup> / <sub>2</sub>	87 <sup>3</sup> / <sub>8</sub>	86 <sup>1</sup> / <sub>4</sub>	87-86 <sup>7</sup> / <sub>8</sub>	+638	+2 <sup>1</sup> / <sub>4</sub>
May 16	9,918	40,538	87 <sup>1</sup> / <sub>4</sub> -1 <sup>1</sup> / <sub>2</sub>	89 <sup>5</sup> / <sub>8</sub>	85 <sup>3</sup> / <sub>4</sub>	89 <sup>3</sup> / <sub>8</sub> -1 <sup>1</sup> / <sub>2</sub>	+965	+ <sup>1</sup> / <sub>4</sub>
May 17	15,926	41,388	89 <sup>3</sup> / <sub>4</sub> -90	91 <sup>3</sup> / <sub>4</sub>	88 <sup>5</sup> / <sub>8</sub>	90 <sup>1</sup> / <sub>4</sub> -1 <sup>1</sup> / <sub>2</sub>	+850	+ <sup>1</sup> / <sub>4</sub>
May 18	11,921	41,861	89-89 <sup>1</sup> / <sub>4</sub>	90 <sup>3</sup> / <sub>4</sub>	88 <sup>3</sup> / <sub>8</sub>	88 <sup>1</sup> / <sub>2</sub> - <sup>3</sup> / <sub>8</sub>	+473	-1 <sup>1</sup> / <sub>2</sub>
May 19	7,625	42,060	89-89 <sup>1</sup> / <sub>4</sub>	90 <sup>1</sup> / <sub>4</sub>	89	90-90 <sup>1</sup> / <sub>4</sub>	+199	+1 <sup>1</sup> / <sub>2</sub>
May 21	11,585	43,507	90 <sup>1</sup> / <sub>4</sub> -91	91	89 <sup>3</sup> / <sub>4</sub>	89 <sup>5</sup> / <sub>8</sub> -1 <sup>1</sup> / <sub>2</sub>	+1,447	-1 <sup>1</sup> / <sub>4</sub>
May 22	8,423	43,667	89-89 <sup>1</sup> / <sub>4</sub>	90 <sup>5</sup> / <sub>8</sub>	88 <sup>5</sup> / <sub>8</sub>	89 <sup>1</sup> / <sub>4</sub> -1 <sup>1</sup> / <sub>2</sub>	+180	-1 <sup>1</sup> / <sub>4</sub>
May 23	9,405	43,873	88 <sup>5</sup> / <sub>8</sub> -89	90 <sup>7</sup> / <sub>8</sub>	88 <sup>5</sup> / <sub>8</sub>	89 <sup>3</sup> / <sub>4</sub> -1 <sup>1</sup> / <sub>8</sub>	+206	+ <sup>1</sup> / <sub>4</sub>

\* See text for explanation.

TABLE 33.—Daily volume of trading, open commitments, opening, high, low, and closing prices per bushel of September wheat futures on the Chicago Board of Trade, Jan. 3, 1933, to Dec. 31, 1935—Continued

1934 SEPTEMBER FUTURE—Continued

Date	Volume of trading	Open commitments	Opening price	Range in price		Closing price	Net change from previous day	
				High	Low		Open commitments	Closing price
1934	1,000 bushels	1,000 bushels	Cents	Cents	Cents	Cents	1,000 bushels	Cents
May 24	6,998	44,588	80¼-89¾	90¾	89	89¼-¾	+715	-----
May 25	15,528	44,907	89¾-90*	93	89¾	92¾-¾	-319	+2¾
May 26	14,122	47,113	93¼-½	93¾	92¾	92¾-½	+2,206	-----
May 28	22,417	48,444	94-94½	97¾	93¾	97¼-½	+1,331	+5
May 29	25,358	50,498	97¾-½	99	96¼	98¼-¾	+2,064	+1¼
May 31	29,778	53,217	98-97	103¾	97	103¾-¾	+2,719	+4¾
June 1	38,842	55,949	105¼-104½	107½	101½	102¾-¾	+2,732	-1
June 2	23,879	56,730	103¾-102¾	103¾	98¼	99¾-99	+781	-3¼
June 4	21,440	57,592	98½-97½	99¼	97¼	97¾-9¾	+862	-1½
June 5	25,935	59,757	97¼-96¾	102	99½	101¼-102	+2,165	+4¼
June 6	26,039	62,057	103-101¾	103	100	100¼-100	+2,300	-2
June 7	25,340	65,147	98¾-98	99½	97¾	98¾-¾	+3,090	-1½
June 8	21,604	65,155	98¼-½	100¼	97¾	98¾-¾	+8	+¼
June 9	23,908	67,053	101½-102½	102½	99½	99¾-¾	+1,898	+¾
June 11	18,891	67,413	99¾-¾	100¾	98½	99¼-¾	+360	-¼
June 12	17,887	68,105	99-98¾	100¾	98¾	99¾-¾	+692	+½
June 13	20,028	68,402	100¼-¾	101	99¾	96¾-¾	+387	-3
June 14	37,165	68,705	96¼-96	96¼	93¾	95-94¾	+303	-1¾
June 15	22,724	69,442	95¼-½	96¼	93¾	95¼-¾	+647	+½
June 16	11,164	69,901	95¾-9¾	96¼	94¾	94¾-½	+549	-1
June 18	16,661	71,265	94-93¾	95¾	93¾	95¼-¼	+1,274	+¾
June 19	10,633	72,239	95¾-9¾	95¾	94¼	95¼-¾	+974	-----
June 20	20,001	72,440	94¾-½	94¾	92½	92¾-½	+210	-2¾
June 21	35,749	73,557	92½-9¾	93	89¾	90-89¾	+1,108	-2¾
June 22	23,004	73,623	90¼-90	91¾	89¼	90¼-¼	+66	+½
June 23	21,144	73,268	90¾-91	93½	90¾	93¼-¾	-355	+2¾
June 25	20,393	74,650	92¾-¾	93	91¼	91¾-¾	+1,301	-2
June 26	20,685	76,612	90¾-¾	92¾	90½	90¾-¾	+1,953	-½
June 27	10,389	78,210	91-91¼	91¾	89¾	90¾-¾	+1,598	-----
June 28	22,086	79,578	91¼-¾	93¾	91¼	92¾-¾	+1,368	+2
June 29	15,461	80,972	92¾-¾	92¾	90¾	91¼-91	+1,304	-1¾
June 30	10,120	84,061	90¾-¾	91¾	90½	90¾	+3,089	-¾

1934 SEPTEMBER FUTURE (OLD STYLE)

1934	Volume of trading	Open commitments	Opening price	High	Low	Closing price	Open commitments	Closing price
July 2	13,625	81,872	90¼-90	90½	88½	88¼-½	-2,189	-2¾
July 3	8,315	81,131	88½-¾	89¾	88½	88¾-½	-741	+¾
July 5	6,514	80,263	89¼-½	90¾	89¼	90¼-¼	-868	+1¾
July 6	5,470	79,412	89¾-½	90¾	89¼	89¾-¾	-851	-½
July 7	3,876	79,211	89¾-½	90¾	89¾	89¾-¾	-201	-½
July 9	8,298	78,631	89¼-88¾	89¾	87¾	87¾-¾	-580	-1¾
July 10	6,783	78,330	88-87¾	89¾	87¾	88¾-½	-301	+¾
July 11	8,745	76,175	93-93¾	93¾	92¾	93¾-¾	-2,155	+5
July 12	10,226	71,892	94¼-94	96	94	94¼-¾	-4,283	+1½
July 13	10,736	60,951	94¼-¼	98¾	93¾	97¾-98	-1,941	+3½
July 14	12,370	67,292	97¼-9¾	99¾	97¼	98¾-¾	-2,650	+¾
July 16	11,764	65,314	98¾-¼	99¾	97¾	98¾-¼	-1,978	-½
July 17	15,420	62,335	98-97¾	101¼	97¾	99¾-¾	-2,979	+1¼
July 18	9,316	60,368	100¼-½	101½	99¾	100-100¾	-1,967	+½
July 19	10,570	56,860	101-101¼	102	100¼	101¼-½	-3,518	+1¼
July 20	10,513	52,393	102-102½	102½	98¾	99¾-¼	-4,457	-2
July 21	5,101	51,117	99¼-99	100¾	98¾	100¾-½	-1,276	+1¾
July 23	7,288	48,468	101¼-9¾	102¼	99¾	99¾-100	-2,649	-5¾
July 24	6,215	46,033	99¾-¼	99¾	97¾	97¾-9¾	-2,435	-2¼
July 25	4,598	44,210	98	100¾	97¾	99¾-¾	-1,823	+1¾
July 26	7,631	41,574	99¾	100¾	96¾	97¾-¾	-2,636	-1½
July 27	3,875	39,322	98¾-99¾	99¾	98¼	98¾-¾	-2,252	+¾
July 28	3,169	38,308	99¼-¾	101½	99¼	98¾-¾	-954	+2¾
July 30	5,602	35,429	101½-¾	102¾	100¾	102¾	-2,939	+1
Aug. 1	3,257	34,149	102-101¾	102½	100¾	100¾-¾	-1,280	-1¾
Aug. 2	5,522	32,134	101¼-9¾	103¾	101½	103¼-¾	-2,015	+2¾
Aug. 3	3,938	29,603	103¼-103	104	102¾	103	-2,471	-¼
Aug. 4	2,730	28,045	102¾-103	103½	102½	102¾	-1,618	-¼
Aug. 6	2,662	26,249	103¾-½	105	103¾	104¾-9¾	-1,795	+1¾
Aug. 7	4,904	21,320	104	108¾	104	107¾-108	-4,929	+3½
Aug. 8	3,825	19,572	108¼-¾	109	106¾	108¼-½	-1,748	+¼
Aug. 8	2,923	18,039	107¾-107	109¾	107	109½-¾	-1,533	+1

TABLE 33.—Daily volume of trading, open commitments, opening, high, low, and closing prices per bushel of September wheat futures on the Chicago Board of Trade, Jan. 3, 1933, to Dec. 31, 1935—Continued

1934 SEPTEMBER FUTURE (OLD STYLE)—Continued

Date	Volume of trading	Open commitments	Opening price	Range in price		Closing price	Net change from previous day	
				High	Low		Open commitments	Closing price
1934	1,000 bushels	1,000 bushels	Cents	Cents	Cents	1,000 bushels	Cents	
Aug. 9	3,095	16,842	100 $\frac{1}{4}$ - $\frac{3}{8}$	110 $\frac{1}{2}$	107 $\frac{7}{8}$	110 $\frac{1}{4}$ - $\frac{3}{8}$	-1,197	+1 $\frac{1}{2}$
Aug. 10	2,439	15,558	100 $\frac{1}{8}$	110 $\frac{1}{2}$	108 $\frac{7}{8}$	109-100 $\frac{1}{8}$	-1,284	-1 $\frac{1}{2}$
Aug. 11	1,984	14,549	104	109 $\frac{1}{2}$	104	104a	-1,009	-5
Aug. 13	2,233	13,036	103-103 $\frac{1}{4}$	104 $\frac{1}{2}$	102 $\frac{1}{2}$	103 $\frac{7}{8}$ - $\frac{3}{4}$	-1,513	- $\frac{1}{4}$
Aug. 14	1,255	12,421	104 $\frac{1}{4}$ - $\frac{1}{2}$	105	102	102 $\frac{1}{2}$	-615	-1 $\frac{1}{2}$
Aug. 15	2,113	10,655	101 $\frac{1}{2}$ -100 $\frac{1}{8}$	101 $\frac{1}{2}$	100 $\frac{1}{2}$	100 $\frac{1}{2}$ -101 $\frac{1}{8}$	-1,766	-1 $\frac{1}{4}$
Aug. 16	739	10,038	102 $\frac{1}{2}$	103	101	101 $\frac{1}{4}$ - $\frac{1}{2}$	-617	+ $\frac{3}{8}$
Aug. 17	1,237	9,496	100 $\frac{1}{2}$	102 $\frac{1}{2}$	100 $\frac{1}{2}$	101 $\frac{1}{2}$ - $\frac{3}{4}$	-542	+ $\frac{3}{8}$
Aug. 18	800	8,914	102-102 $\frac{1}{4}$	104	102	103 $\frac{1}{2}$ - $\frac{3}{4}$	-582	+2
Aug. 20	1,237	8,296	104	105 $\frac{1}{2}$	104	104 $\frac{1}{4}$	-618	+ $\frac{1}{2}$
Aug. 21	727	7,944	104 $\frac{1}{4}$ -105	105 $\frac{1}{2}$	104 $\frac{3}{8}$	104 $\frac{3}{4}$ - $\frac{7}{8}$	-352	+ $\frac{1}{2}$
Aug. 22	685	7,540	104 $\frac{1}{2}$	105 $\frac{1}{4}$	103 $\frac{3}{4}$	104 $\frac{1}{2}$	-395	- $\frac{5}{8}$
Aug. 23	828	7,161	103 $\frac{1}{2}$	104 $\frac{1}{2}$	103 $\frac{1}{4}$	103 $\frac{1}{4}$ - $\frac{3}{8}$	-388	- $\frac{1}{2}$
Aug. 24	475	6,823	103 $\frac{1}{4}$ - $\frac{1}{2}$	104	102 $\frac{3}{4}$	104	-338	+ $\frac{3}{4}$
Aug. 25	300	6,622	103 $\frac{3}{4}$ - $\frac{5}{8}$	104 $\frac{3}{4}$	103 $\frac{5}{8}$	104	-201	-----
Aug. 27	735	6,132	103 $\frac{1}{2}$	103 $\frac{1}{2}$	102 $\frac{1}{2}$	102 $\frac{1}{4}$ - $\frac{3}{8}$	-490	-13 $\frac{1}{2}$
Aug. 28	623	5,703	101 $\frac{1}{2}$	102 $\frac{1}{2}$	101 $\frac{1}{2}$	101 $\frac{1}{2}$ -102	-429	- $\frac{1}{2}$
Aug. 29	936	5,214	102	103	102	102 $\frac{1}{2}$ - $\frac{1}{2}$	-489	+ $\frac{1}{2}$
Aug. 30	1,337	3,962	102 $\frac{1}{2}$ - $\frac{1}{8}$	103	102	102 $\frac{1}{2}$ -103	-1,250	+ $\frac{1}{4}$
Aug. 31	2,084	2,628	102 $\frac{1}{2}$	103 $\frac{1}{2}$	102	102 $\frac{1}{2}$ -102	-1,334	-1
Sept. 1	1,393	2,047	101 $\frac{1}{2}$	102 $\frac{1}{2}$	101 $\frac{1}{2}$	102 $\frac{1}{2}$ - $\frac{1}{2}$	-581	+ $\frac{1}{2}$
Sept. 4	514	1,700	101 $\frac{1}{4}$ - $\frac{1}{8}$	102 $\frac{1}{2}$	101 $\frac{1}{2}$	102 $\frac{1}{2}$	-347	+ $\frac{1}{4}$
Sept. 5	747	1,563	103 $\frac{1}{8}$	105	102 $\frac{3}{4}$	105	-137	+2 $\frac{1}{4}$
Sept. 6	364	1,380	105 $\frac{1}{4}$ - $\frac{3}{8}$	106 $\frac{1}{2}$	105 $\frac{1}{4}$	105 $\frac{1}{2}$	-183	+ $\frac{1}{2}$
Sept. 7	143	1,330	106	106 $\frac{1}{2}$	105	106 $\frac{1}{2}$	-50	+ $\frac{3}{4}$
Sept. 8	78	1,331	106 $\frac{1}{2}$	107	105 $\frac{1}{2}$	105 $\frac{1}{2}$	+1	- $\frac{1}{2}$
Sept. 10	115	1,297	106	106 $\frac{1}{2}$	105 $\frac{1}{2}$	105 $\frac{1}{2}$	-34	- $\frac{1}{4}$
Sept. 11	139	1,187	105 $\frac{1}{2}$	106 $\frac{1}{2}$	105	106 $\frac{1}{2}$	-110	+ $\frac{1}{2}$
Sept. 12	37	1,164	106 $\frac{1}{2}$	106 $\frac{1}{2}$	105 $\frac{1}{2}$	105 $\frac{1}{2}$	-23	-1
Sept. 13	47	1,133	105 $\frac{1}{4}$	105 $\frac{1}{4}$	104 $\frac{1}{2}$	105 $\frac{3}{4}$	-31	+ $\frac{1}{4}$
Sept. 14	168	1,112	105 $\frac{3}{4}$	105 $\frac{3}{4}$	103	103	-21	-2 $\frac{1}{4}$
Sept. 15	45	1,088	102 $\frac{1}{4}$	103 $\frac{1}{2}$	102 $\frac{1}{2}$	103	-24	-----
Sept. 17	63	1,095	102 $\frac{1}{2}$	104 $\frac{1}{2}$	102 $\frac{1}{2}$	104 $\frac{1}{2}$	+7	+1 $\frac{1}{2}$
Sept. 18	44	1,105	104 $\frac{1}{4}$	104 $\frac{1}{2}$	103 $\frac{1}{2}$	104	+10	- $\frac{1}{2}$
Sept. 19	93	1,082	103 $\frac{1}{2}$	103 $\frac{1}{2}$	102 $\frac{1}{2}$	103 $\frac{1}{2}$	-23	- $\frac{1}{2}$
Sept. 20	56	1,060	103 $\frac{1}{2}$	104 $\frac{1}{2}$	103 $\frac{1}{2}$	104	-22	+ $\frac{1}{2}$
Sept. 21	161	943	104	104 $\frac{1}{2}$	103 $\frac{1}{2}$	104	-117	-----
Sept. 22	45	916	104 $\frac{1}{4}$	104 $\frac{1}{2}$	103 $\frac{1}{2}$	104 $\frac{1}{4}$ -104	-27	- $\frac{1}{2}$
Sept. 24	357	704	104 $\frac{1}{4}$	104 $\frac{1}{2}$	103 $\frac{1}{2}$	103 $\frac{1}{2}$	-212	- $\frac{1}{2}$
Sept. 25	104	607	102 $\frac{1}{2}$	104 $\frac{1}{2}$	102 $\frac{1}{2}$	104 $\frac{1}{2}$	-97	+ $\frac{1}{2}$
Sept. 26	67	581	104 $\frac{1}{2}$	104 $\frac{1}{2}$	104	104 $\frac{1}{2}$	-20	+ $\frac{1}{2}$
Sept. 27	137	517	103 $\frac{1}{4}$	104 $\frac{1}{2}$	103 $\frac{3}{4}$	104 $\frac{1}{2}$	-64	+ $\frac{1}{2}$
Sept. 28	272	419	104 $\frac{1}{4}$ - $\frac{1}{2}$	104 $\frac{1}{2}$	103 $\frac{1}{2}$	104 $\frac{1}{4}$ - $\frac{1}{2}$	-98	- $\frac{1}{4}$
Sept. 29	600	-----	104 $\frac{1}{4}$	104 $\frac{1}{2}$	100 $\frac{1}{4}$	101	-419	-3 $\frac{1}{2}$

1934 SEPTEMBER FUTURE (NEW STYLE)

July 2	4,789	2,098	90 $\frac{1}{4}$ - $\frac{1}{2}$	90 $\frac{1}{4}$	88 $\frac{1}{2}$	88 $\frac{1}{4}$ - $\frac{1}{2}$	+2,098	-----
July 3	5,170	3,474	88 $\frac{1}{2}$ - $\frac{3}{4}$	89 $\frac{1}{2}$	88 $\frac{1}{2}$	88 $\frac{1}{2}$ - $\frac{3}{4}$	+1,376	+ $\frac{3}{8}$
July 5	6,069	5,362	89-80 $\frac{1}{2}$	90 $\frac{1}{2}$	89	90-80 $\frac{1}{2}$	+1,888	+1 $\frac{1}{2}$
July 6	5,674	7,226	89 $\frac{1}{2}$ - $\frac{3}{4}$	90 $\frac{1}{2}$	89 $\frac{1}{2}$	89 $\frac{1}{2}$ - $\frac{3}{4}$	+1,804	- $\frac{1}{4}$
July 7	3,492	8,231	89 $\frac{1}{2}$ - $\frac{5}{8}$	90	89 $\frac{1}{2}$	89 $\frac{1}{2}$ - $\frac{5}{8}$	+1,005	- $\frac{1}{4}$
July 9	6,551	9,396	89 $\frac{1}{4}$ -88 $\frac{1}{2}$	89 $\frac{1}{4}$	87 $\frac{1}{2}$	87 $\frac{1}{2}$ - $\frac{1}{2}$	+1,135	-1 $\frac{1}{2}$
July 10	6,660	10,700	87 $\frac{1}{2}$ - $\frac{1}{2}$	89	87 $\frac{1}{2}$	88 $\frac{1}{2}$ - $\frac{1}{2}$	+1,394	- $\frac{1}{2}$
July 11	9,828	12,036	93-93 $\frac{1}{2}$	93 $\frac{1}{2}$	92 $\frac{1}{2}$	93 $\frac{1}{2}$ b	+1,276	+5
July 12	13,688	14,266	94-94 $\frac{1}{2}$	96	94	94 $\frac{1}{2}$ - $\frac{1}{2}$	+2,250	+1 $\frac{1}{2}$
July 13	12,664	16,090	94 $\frac{1}{4}$ - $\frac{1}{2}$	98 $\frac{1}{4}$	93 $\frac{3}{4}$	97 $\frac{3}{4}$ - $\frac{1}{2}$	+1,804	+3
July 14	11,450	17,286	97 $\frac{1}{4}$ - $\frac{1}{2}$	99 $\frac{1}{2}$	97 $\frac{1}{4}$	98 $\frac{1}{2}$ - $\frac{3}{4}$	+1,196	+ $\frac{1}{2}$
July 16	11,758	18,223	98 $\frac{1}{2}$ - $\frac{1}{4}$	99 $\frac{1}{2}$	97 $\frac{1}{2}$	98 $\frac{1}{2}$ - $\frac{1}{2}$	+937	+ $\frac{1}{2}$
July 17	16,203	19,913	98 $\frac{1}{4}$ -97 $\frac{1}{2}$	101 $\frac{1}{4}$	97 $\frac{1}{2}$	99 $\frac{1}{2}$ - $\frac{1}{2}$	+1,690	+ $\frac{1}{2}$
July 18	12,376	20,971	100 $\frac{1}{4}$ -100	101 $\frac{1}{2}$	99 $\frac{1}{2}$	100-100 $\frac{1}{4}$	+1,058	+ $\frac{1}{2}$
July 19	13,394	23,391	101-101 $\frac{1}{4}$	102	100 $\frac{1}{2}$	101 $\frac{1}{4}$ - $\frac{1}{2}$	+2,420	-2
July 20	20,153	26,640	102-102 $\frac{1}{2}$	102 $\frac{1}{2}$	98 $\frac{1}{2}$	99 $\frac{1}{2}$ - $\frac{1}{2}$	+3,249	+1 $\frac{1}{2}$
July 21	11,663	27,540	99 $\frac{1}{4}$ -99	101	98 $\frac{1}{2}$	100 $\frac{1}{4}$ - $\frac{1}{2}$	+900	+1 $\frac{1}{2}$
July 23	16,287	28,632	101 $\frac{1}{4}$ -100	102 $\frac{1}{2}$	99 $\frac{1}{2}$	100 $\frac{1}{4}$ -100	+1,092	-2 $\frac{1}{4}$
July 24	15,998	20,263	99 $\frac{1}{2}$ - $\frac{1}{4}$	99 $\frac{3}{4}$	97 $\frac{1}{2}$	97 $\frac{1}{2}$ - $\frac{3}{4}$	+631	-----

\* See text for explanation.

WHEAT FUTURES

TABLE 33.—Daily volume of trading, open commitments, opening, high, low, and closing prices per bushel of September wheat futures on the Chicago Board of Trade, Jan. 3, 1933, to Dec. 31, 1933—Continued

1934 SEPTEMBER FUTURE (NEW STYLE)—Continued

Date	Volume of trading	Open commitments	Opening price	Range in price		Closing price	Net change from previous day	
				High	Low		Open commitments	Closing price
1934	1,000 bushels	1,000 bushels	Cents	Cents	Cents	Cents	1,000 bushels	Cents
July 25	16, 413	23, 670	97 $\frac{3}{4}$ -98 $\frac{1}{2}$	100 $\frac{1}{4}$	97 $\frac{1}{2}$	99 $\frac{1}{4}$ - $\frac{1}{4}$	+407	+1 $\frac{3}{4}$
July 26	20, 585	30, 392	99 $\frac{1}{2}$ -99	100 $\frac{3}{8}$	96 $\frac{3}{4}$	97 $\frac{1}{2}$ - $\frac{3}{8}$	+722	-1 $\frac{3}{8}$
July 27	10, 516	30, 681	98 $\frac{3}{8}$ -99 $\frac{3}{4}$	99 $\frac{3}{4}$	98 $\frac{3}{4}$	98 $\frac{3}{4}$ - $\frac{3}{8}$	+189	+ $\frac{3}{4}$
July 28	11, 024	31, 027	90 $\frac{1}{4}$ - $\frac{3}{8}$	101 $\frac{1}{2}$	99 $\frac{1}{4}$	101 $\frac{1}{4}$ - $\frac{3}{8}$	+446	+2 $\frac{3}{4}$
July 30	16, 852	31, 221	101 $\frac{1}{4}$ - $\frac{3}{4}$	102 $\frac{1}{2}$	100 $\frac{1}{2}$	102 $\frac{1}{4}$ - $\frac{3}{4}$	+194	+1
July 31	12, 094	31, 788	101 $\frac{3}{4}$ -102	102	100 $\frac{1}{4}$	100 $\frac{3}{4}$ -101	+567	-1 $\frac{3}{8}$
Aug. 1	17, 605	31, 684	101 $\frac{3}{4}$ - $\frac{3}{4}$	103 $\frac{3}{4}$	101 $\frac{3}{8}$	103 $\frac{1}{4}$ - $\frac{3}{8}$	-104	+2 $\frac{3}{8}$
Aug. 2	11, 492	31, 176	103 $\frac{3}{4}$ -103	104 $\frac{1}{8}$	102 $\frac{3}{8}$	103 $\frac{1}{4}$ -103	-508	- $\frac{1}{4}$
Aug. 3	7, 076	30, 588	103-102 $\frac{1}{2}$	103 $\frac{3}{8}$	102 $\frac{1}{2}$	102 $\frac{1}{2}$ - $\frac{3}{4}$	-588	- $\frac{1}{4}$
Aug. 4	6, 323	29, 659	103 $\frac{1}{4}$ - $\frac{1}{4}$	105	103 $\frac{3}{8}$	104 $\frac{1}{4}$ - $\frac{1}{4}$	-929	+1 $\frac{3}{4}$
Aug. 6	13, 218	27, 902	104 $\frac{1}{4}$ -104	103 $\frac{3}{8}$	104	107 $\frac{3}{4}$ -108	-1, 757	+3 $\frac{3}{8}$
Aug. 7	9, 058	27, 289	108 $\frac{3}{8}$ - $\frac{1}{4}$	109 $\frac{1}{2}$	108 $\frac{3}{8}$	108 $\frac{3}{8}$ - $\frac{1}{4}$	-613	+ $\frac{3}{8}$
Aug. 8	6, 100	26, 068	107 $\frac{3}{8}$ - $\frac{1}{2}$	109 $\frac{1}{2}$	107 $\frac{1}{4}$	109 $\frac{1}{4}$ -100	-1, 221	+ $\frac{3}{8}$
Aug. 9	8, 661	24, 840	109 $\frac{1}{4}$ - $\frac{1}{4}$	110 $\frac{1}{2}$	107 $\frac{3}{4}$	110 $\frac{1}{4}$ - $\frac{1}{4}$	-1, 228	+1 $\frac{1}{4}$
Aug. 10	7, 072	23, 343	109 $\frac{3}{4}$ - $\frac{1}{2}$	111	108 $\frac{1}{8}$	109-109 $\frac{1}{2}$	-1, 497	-1 $\frac{3}{8}$
Aug. 11	6, 017	21, 878	104	106 $\frac{1}{2}$	104	104a	-1, 465	-5
Aug. 13	5, 117	20, 936	103 $\frac{1}{4}$ -103	104 $\frac{3}{4}$	102	103 $\frac{1}{4}$ - $\frac{3}{4}$	-942	- $\frac{1}{4}$
Aug. 14	3, 409	20, 500	104 $\frac{1}{4}$	105 $\frac{1}{4}$	101 $\frac{1}{4}$	102 $\frac{1}{4}$ - $\frac{1}{4}$	-436	-1 $\frac{1}{2}$
Aug. 15	5, 140	18, 920	101 $\frac{1}{4}$ -100 $\frac{7}{8}$	101 $\frac{1}{4}$	100 $\frac{3}{8}$	101 $\frac{1}{4}$ -101	-1, 530	-1 $\frac{1}{8}$
Aug. 16	2, 473	18, 059	102 $\frac{1}{2}$ - $\frac{1}{4}$	103	101 $\frac{1}{8}$	101 $\frac{1}{4}$ - $\frac{1}{2}$	-864	+ $\frac{3}{4}$
Aug. 17	3, 831	16, 925	100 $\frac{3}{4}$ - $\frac{1}{4}$	102 $\frac{1}{4}$	100 $\frac{1}{4}$	101 $\frac{1}{4}$ - $\frac{3}{8}$	-1, 131	+ $\frac{3}{8}$
Aug. 18	2, 229	16, 482	102	104	102	103 $\frac{3}{8}$ - $\frac{3}{4}$	444	+2 $\frac{1}{4}$
Aug. 20	3, 997	15, 803	104	105 $\frac{1}{2}$	103 $\frac{1}{8}$	104 $\frac{1}{4}$ - $\frac{1}{4}$	-679	+ $\frac{1}{2}$
Aug. 21	3, 576	14, 398	104 $\frac{3}{4}$	105 $\frac{1}{2}$	104 $\frac{3}{8}$	104 $\frac{3}{8}$ - $\frac{1}{8}$	-1, 405	+ $\frac{1}{2}$
Aug. 22	1, 484	13, 981	104 $\frac{1}{2}$	105 $\frac{1}{4}$	103 $\frac{3}{8}$	104 $\frac{1}{4}$ - $\frac{1}{4}$	-417	- $\frac{1}{2}$
Aug. 23	1, 887	13, 459	103 $\frac{1}{2}$	104 $\frac{3}{8}$	103 $\frac{1}{4}$	103 $\frac{1}{4}$ - $\frac{3}{4}$	-522	-1
Aug. 24	1, 078	12, 838	103 $\frac{1}{2}$	104	102 $\frac{3}{4}$	103 $\frac{3}{4}$ -104	-621	+ $\frac{3}{4}$
Aug. 25	881	12, 487	103 $\frac{3}{4}$ - $\frac{3}{8}$	104 $\frac{3}{4}$	103 $\frac{3}{8}$	103 $\frac{3}{4}$ -104	-351	-----
Aug. 27	943	12, 172	103 $\frac{1}{2}$	103 $\frac{3}{8}$	102 $\frac{1}{4}$	102 $\frac{1}{4}$ - $\frac{3}{8}$	-315	-1 $\frac{1}{4}$
Aug. 28	1, 201	11, 819	101 $\frac{1}{4}$	102	101 $\frac{3}{8}$	102-101 $\frac{3}{4}$	-359	- $\frac{3}{8}$
Aug. 29	1, 329	11, 247	102 $\frac{1}{2}$	103 $\frac{1}{2}$	102 $\frac{3}{8}$	102 $\frac{3}{4}$ - $\frac{1}{2}$	-572	+ $\frac{1}{8}$
Aug. 30	1, 617	10, 284	102-102 $\frac{1}{4}$	103	102	102 $\frac{1}{4}$ -103	-963	+1 $\frac{1}{4}$
Aug. 31	3, 245	8, 217	102 $\frac{3}{4}$ - $\frac{1}{8}$	103 $\frac{3}{8}$	102	102 $\frac{1}{4}$ -102	-2, 067	-1
Sept. 1	1, 768	5, 933	101 $\frac{1}{2}$	102 $\frac{3}{8}$	101 $\frac{1}{2}$	102 $\frac{1}{2}$ - $\frac{3}{4}$	-2, 284	+1 $\frac{1}{2}$
Sept. 4	1, 734	5, 328	101 $\frac{1}{2}$	103 $\frac{1}{4}$	101 $\frac{1}{4}$	102 $\frac{3}{4}$ - $\frac{3}{4}$	-605	+1 $\frac{1}{4}$
Sept. 5	1, 580	4, 380	103 $\frac{1}{4}$	105 $\frac{1}{4}$	102 $\frac{3}{4}$	105-104 $\frac{3}{8}$	-948	+2 $\frac{3}{4}$
Sept. 6	1, 168	3, 751	105 $\frac{3}{8}$	106 $\frac{3}{8}$	105 $\frac{3}{8}$	105 $\frac{3}{4}$ - $\frac{3}{8}$	-629	+ $\frac{3}{4}$
Sept. 7	893	3, 460	106	106 $\frac{3}{8}$	105	106 $\frac{1}{2}$	-282	+ $\frac{3}{4}$
Sept. 8	322	3, 290	106 $\frac{3}{8}$	107 $\frac{1}{4}$	106	106	-179	-1 $\frac{1}{2}$
Sept. 10	430	3, 127	106 $\frac{3}{8}$	106 $\frac{3}{8}$	105 $\frac{1}{2}$	105 $\frac{3}{8}$	-163	- $\frac{3}{8}$
Sept. 11	614	3, 227	106 $\frac{3}{8}$	106 $\frac{3}{8}$	105	106 $\frac{3}{8}$	+100	+1
Sept. 12	277	3, 060	106 $\frac{3}{4}$	106 $\frac{3}{4}$	105 $\frac{1}{2}$	105 $\frac{1}{2}$	-161	-1 $\frac{1}{8}$
Sept. 13	402	2, 885	105 $\frac{3}{4}$	105 $\frac{3}{4}$	104 $\frac{3}{4}$	105 $\frac{3}{4}$	-181	+ $\frac{1}{4}$
Sept. 14	235	2, 757	105 $\frac{3}{4}$	105 $\frac{3}{4}$	103	103	-128	-2 $\frac{3}{4}$
Sept. 15	112	2, 707	102 $\frac{3}{8}$	103 $\frac{1}{2}$	102 $\frac{3}{8}$	103 $\frac{1}{8}$	-50	+1 $\frac{3}{8}$
Sept. 17	94	2, 668	102 $\frac{3}{4}$	104 $\frac{3}{8}$	102 $\frac{3}{4}$	104 $\frac{1}{8}$	-39	+1
Sept. 18	121	2, 643	104 $\frac{1}{4}$ - $\frac{3}{8}$	104 $\frac{3}{8}$	103 $\frac{3}{8}$	104	-25	-1 $\frac{1}{8}$
Sept. 19	234	2, 540	104	104 $\frac{1}{4}$	102 $\frac{3}{8}$	103 $\frac{1}{8}$	-94	- $\frac{1}{8}$
Sept. 20	312	2, 414	103 $\frac{3}{4}$	104 $\frac{1}{4}$	103 $\frac{3}{8}$	104 $\frac{1}{4}$	-135	+1
Sept. 21	339	2, 112	104	104 $\frac{3}{8}$	103 $\frac{1}{4}$	104 $\frac{1}{8}$	-302	-----
Sept. 22	61	2, 045	104 $\frac{3}{8}$	104 $\frac{3}{8}$	104	104	-67	- $\frac{1}{2}$
Sept. 24	454	1, 806	104 $\frac{1}{4}$	104 $\frac{3}{8}$	103 $\frac{1}{2}$	103 $\frac{1}{2}$ - $\frac{5}{8}$	-239	-1 $\frac{1}{2}$
Sept. 25	328	1, 513	102 $\frac{1}{2}$	104 $\frac{3}{4}$	102	104 $\frac{3}{4}$	-293	+1 $\frac{1}{4}$
Sept. 26	294	1, 450	104 $\frac{1}{2}$	105	104	104 $\frac{1}{4}$	-63	- $\frac{3}{8}$
Sept. 27	261	1, 214	103 $\frac{3}{8}$	104 $\frac{1}{8}$	103 $\frac{3}{8}$	104 $\frac{3}{8}$	-236	+1 $\frac{1}{4}$
Sept. 28	522	796	104 $\frac{3}{8}$ - $\frac{1}{2}$	104 $\frac{3}{4}$	104	104 $\frac{3}{8}$	-418	-1 $\frac{1}{8}$
Sept. 29	776	-----	104 $\frac{1}{4}$ - $\frac{1}{8}$	104 $\frac{3}{8}$	100 $\frac{1}{4}$	101 $\frac{1}{8}$ -101	-796	-3 $\frac{3}{8}$

1935 SEPTEMBER FUTURE

Jan. 2	1935	383	284	91 $\frac{1}{4}$	91 $\frac{3}{8}$	90 $\frac{1}{4}$	90 $\frac{7}{8}$ - $\frac{3}{4}$	+284	-----
Jan. 3		198	398	91 $\frac{1}{8}$	92 $\frac{1}{8}$	90 $\frac{3}{4}$	91 $\frac{1}{4}$ - $\frac{5}{8}$	+114	+ $\frac{3}{4}$
Jan. 4		130	475	92 $\frac{1}{8}$	92 $\frac{3}{8}$	91 $\frac{1}{4}$	91 $\frac{5}{8}$ - $\frac{3}{8}$	+77	+ $\frac{1}{4}$
Jan. 5		205	566	91 $\frac{5}{8}$	92 $\frac{3}{8}$	91 $\frac{3}{4}$	92 $\frac{3}{8}$ - $\frac{1}{4}$	+91	+ $\frac{3}{4}$
Jan. 7		452	794	92 $\frac{3}{8}$	92 $\frac{3}{4}$	92	92 $\frac{3}{8}$ - $\frac{1}{2}$	+228	-----
Jan. 8		387	890	92 $\frac{1}{4}$	92 $\frac{3}{8}$	91 $\frac{3}{8}$	92 $\frac{3}{8}$	+105	-1 $\frac{1}{8}$
Jan. 9		339	1, 025	92 $\frac{3}{8}$	92 $\frac{3}{8}$	91 $\frac{1}{2}$	91 $\frac{3}{8}$	+126	- $\frac{3}{4}$

TABLE 33.—Daily volume of trading, open commitments, opening, high, low, and closing prices per bushel of September wheat futures on the Chicago Board of Trade, Jan. 3, 1933, to Dec. 31, 1935—Continued

1935 SEPTEMBER FUTURE—Continued

Date	Volume of trading	Open commitments	Opening price	Range in price		Closing price	Net change from previous day	
				High	Low		Open commitments	Closing price
	1,000 bushels	1,000 bushels	Cents	Cents	Cents	1,000 bushels	Cents	
1935								
Jan. 10	371	1,165	91 $\frac{1}{2}$ - $\frac{3}{4}$	92 $\frac{1}{4}$	91 $\frac{1}{4}$	91 $\frac{3}{4}$ - $\frac{7}{8}$	+140	+ $\frac{1}{8}$
Jan. 11	660	1,313	91 $\frac{1}{2}$	91 $\frac{3}{8}$	90	90 $\frac{1}{8}$	+148	- $\frac{1}{8}$
Jan. 12	330	1,368	89 $\frac{3}{8}$	90	89 $\frac{1}{2}$	89 $\frac{3}{4}$	+55	- $\frac{3}{8}$
Jan. 14	561	1,355	90	90	88 $\frac{1}{4}$	88 $\frac{1}{2}$	-13	- $\frac{1}{4}$
Jan. 15	1,627	1,682	88 $\frac{1}{4}$ - $\frac{1}{8}$	88 $\frac{1}{4}$	84 $\frac{3}{8}$	84 $\frac{3}{8}$ - $\frac{3}{4}$	+327	- $\frac{3}{4}$
Jan. 16	982	1,778	85	86 $\frac{3}{8}$	85	86 $\frac{1}{2}$	+96	+ $\frac{1}{4}$
Jan. 17	625	1,896	86 $\frac{1}{2}$ - $\frac{3}{4}$	87 $\frac{1}{8}$	85 $\frac{3}{4}$	86 $\frac{1}{2}$	+118	.....
Jan. 18	740	2,189	86 $\frac{3}{4}$	87 $\frac{3}{4}$	86 $\frac{3}{8}$	86 $\frac{3}{8}$	+293	+ $\frac{1}{8}$
Jan. 19	285	2,232	86 $\frac{3}{8}$	87 $\frac{3}{8}$	86 $\frac{3}{4}$	87 $\frac{3}{4}$	+43	+ $\frac{1}{8}$
Jan. 21	918	2,481	87 $\frac{1}{2}$ - $\frac{3}{4}$	87 $\frac{3}{4}$	86 $\frac{1}{2}$	87 $\frac{1}{2}$ -87	+249	- $\frac{3}{4}$
Jan. 22	478	2,464	86 $\frac{1}{2}$	86 $\frac{3}{8}$	85 $\frac{7}{8}$	86 $\frac{3}{8}$	-17	- $\frac{1}{8}$
Jan. 23	542	2,457	86 $\frac{3}{4}$ - $\frac{7}{8}$	87 $\frac{1}{2}$	86 $\frac{1}{2}$	86 $\frac{1}{2}$ -87	-7	+ $\frac{5}{8}$
Jan. 24	419	2,489	86 $\frac{3}{4}$	87 $\frac{1}{8}$	86 $\frac{1}{4}$	87	+32	.....
Jan. 25	589	2,516	87	87 $\frac{7}{8}$	86 $\frac{1}{2}$	87 $\frac{1}{2}$ - $\frac{3}{4}$	+27	+ $\frac{3}{4}$
Jan. 26	161	2,531	87 $\frac{1}{2}$	88 $\frac{1}{2}$	87 $\frac{1}{2}$	87 $\frac{3}{8}$	+15	- $\frac{1}{8}$
Jan. 28	671	2,608	87 $\frac{1}{4}$	87 $\frac{1}{4}$	86 $\frac{3}{8}$	86 $\frac{3}{8}$ - $\frac{1}{2}$	+77	- $\frac{1}{8}$
Jan. 29	553	2,572	86 $\frac{1}{2}$ - $\frac{1}{4}$	86 $\frac{3}{4}$	85 $\frac{7}{8}$	86-85 $\frac{1}{8}$	-36	- $\frac{1}{2}$
Jan. 30	184	2,556	86 $\frac{1}{8}$	87	86 $\frac{1}{8}$	86 $\frac{1}{8}$	-16	- $\frac{1}{8}$
Jan. 31	436	2,586	86 $\frac{3}{8}$	87 $\frac{3}{8}$	86 $\frac{3}{8}$	87 $\frac{1}{4}$	+30	+ $\frac{3}{8}$
Feb. 1	330	2,528	87 $\frac{1}{2}$	87 $\frac{1}{2}$	86 $\frac{1}{2}$	86 $\frac{1}{2}$	-58	- $\frac{3}{8}$
Feb. 2	321	2,578	86 $\frac{3}{8}$	87 $\frac{3}{8}$	86 $\frac{3}{8}$	87 $\frac{1}{2}$ - $\frac{5}{8}$	+50	+ $\frac{5}{8}$
Feb. 4	487	2,804	87-86 $\frac{3}{4}$	87 $\frac{1}{2}$	86 $\frac{1}{4}$	86 $\frac{1}{2}$ - $\frac{3}{8}$	+226	-1
Feb. 5	542	2,876	86 $\frac{1}{2}$	87	85 $\frac{7}{8}$	87	+72	+ $\frac{1}{2}$
Feb. 6	556	3,098	86 $\frac{3}{8}$	87 $\frac{3}{8}$	86 $\frac{1}{8}$	86 $\frac{3}{4}$ - $\frac{5}{8}$	+222	- $\frac{1}{4}$
Feb. 7	528	3,169	86 $\frac{1}{4}$	87 $\frac{1}{2}$	86 $\frac{1}{8}$	86 $\frac{3}{8}$ a	+71	+ $\frac{1}{8}$
Feb. 8	762	3,139	86 $\frac{3}{8}$ - $\frac{3}{4}$	87 $\frac{3}{8}$	86 $\frac{3}{8}$	87 $\frac{1}{4}$ -87	-30	+ $\frac{1}{8}$
Feb. 9	555	3,178	87 $\frac{3}{8}$	88 $\frac{3}{4}$	87 $\frac{3}{8}$	88 $\frac{3}{4}$ a	+39	+ $\frac{1}{4}$
Feb. 11	336	3,205	87 $\frac{3}{8}$	87 $\frac{7}{8}$	87 $\frac{3}{8}$	87 $\frac{3}{8}$	+27	- $\frac{1}{8}$
Feb. 13	436	3,315	87 $\frac{1}{2}$	88 $\frac{1}{2}$	87 $\frac{1}{4}$	88 $\frac{3}{8}$ - $\frac{1}{4}$	+110	+ $\frac{5}{8}$
Feb. 14	424	3,460	88 $\frac{3}{8}$	88 $\frac{3}{8}$	87 $\frac{1}{2}$	87 $\frac{1}{2}$	+145	- $\frac{3}{8}$
Feb. 15	421	3,431	87 $\frac{3}{8}$	89 $\frac{1}{8}$	87 $\frac{1}{2}$	89	-20	+ $\frac{1}{8}$
Feb. 16	358	3,486	89	89 $\frac{1}{8}$	88 $\frac{3}{8}$	88 $\frac{3}{4}$ - $\frac{5}{8}$	+55	- $\frac{1}{4}$
Feb. 18	403	3,555	88 $\frac{1}{2}$	90 $\frac{3}{4}$	87 $\frac{3}{4}$	90 $\frac{1}{2}$ - $\frac{5}{8}$	+69	+ $\frac{1}{4}$
Feb. 19	1,450	3,869	90 $\frac{3}{4}$ - $\frac{7}{8}$	91	90 $\frac{1}{8}$	90 $\frac{1}{2}$ - $\frac{1}{2}$	+314	.....
Feb. 20	903	3,795	90 $\frac{1}{4}$ - $\frac{1}{8}$	90 $\frac{1}{4}$	88 $\frac{3}{8}$	89 $\frac{1}{4}$ - $\frac{3}{8}$	-74	- $\frac{1}{4}$
Feb. 21	778	3,754	89 $\frac{3}{8}$	90 $\frac{3}{4}$	89 $\frac{3}{8}$	90 $\frac{1}{4}$	-41	+ $\frac{1}{4}$
Feb. 23	1,018	4,124	89 $\frac{3}{8}$ - $\frac{3}{4}$	91	89 $\frac{3}{4}$	90 $\frac{3}{8}$ - $\frac{1}{2}$	+370	+ $\frac{1}{4}$
Feb. 25	825	4,324	90 $\frac{1}{8}$	91	89 $\frac{7}{8}$	90 $\frac{3}{8}$ - $\frac{1}{2}$	+200	.....
Feb. 26	1,182	4,472	90 $\frac{3}{8}$	91 $\frac{1}{2}$	90 $\frac{3}{8}$	91 $\frac{1}{4}$ -91	+148	+ $\frac{1}{2}$
Feb. 27	1,143	4,697	91 $\frac{1}{4}$ - $\frac{3}{8}$	92 $\frac{1}{2}$	91 $\frac{1}{8}$	92 $\frac{1}{4}$ - $\frac{1}{2}$	+225	+ $\frac{1}{2}$
Feb. 28	1,406	4,985	92 $\frac{3}{8}$ - $\frac{1}{2}$	92 $\frac{3}{8}$	91 $\frac{3}{4}$	92 $\frac{1}{4}$ -92	+288	- $\frac{1}{2}$
Mar. 1	1,234	5,105	91 $\frac{1}{2}$ - $\frac{3}{8}$	92	91 $\frac{1}{4}$	91 $\frac{1}{2}$ -92	+130	.....
Mar. 2	872	5,092	92 $\frac{1}{4}$ -92	92 $\frac{1}{4}$	91 $\frac{1}{4}$	91 $\frac{3}{4}$ - $\frac{1}{4}$	-13	- $\frac{1}{2}$
Mar. 4	892	5,138	90 $\frac{3}{8}$ - $\frac{3}{4}$	91	90 $\frac{3}{8}$	90 $\frac{3}{4}$ - $\frac{5}{8}$	+46	- $\frac{3}{8}$
Mar. 5	857	5,248	90 $\frac{3}{8}$	90 $\frac{3}{8}$	89 $\frac{3}{4}$	90-89 $\frac{3}{8}$	+110	- $\frac{3}{4}$
Mar. 6	2,058	5,277	89 $\frac{3}{8}$	91 $\frac{1}{2}$	88 $\frac{5}{8}$	88 $\frac{1}{2}$ -89	+29	-1
Mar. 7	1,211	5,504	89 $\frac{1}{2}$ - $\frac{5}{8}$	90	89	89 $\frac{3}{8}$ -90	+227	+ $\frac{1}{4}$
Mar. 8	773	5,728	89 $\frac{3}{8}$ - $\frac{3}{4}$	90 $\frac{3}{8}$	89 $\frac{5}{8}$	90 $\frac{3}{8}$ - $\frac{1}{4}$	+224	- $\frac{1}{8}$
Mar. 9	566	5,726	90 $\frac{1}{8}$ -90	90 $\frac{1}{4}$	89 $\frac{3}{8}$	90 $\frac{1}{8}$	-2	- $\frac{1}{8}$
Mar. 11	2,299	6,009	89 $\frac{3}{8}$ - $\frac{1}{2}$	89 $\frac{3}{8}$	87 $\frac{3}{8}$	88 $\frac{1}{2}$ - $\frac{3}{8}$	+283	- $\frac{1}{8}$
Mar. 12	1,313	6,005	88 $\frac{1}{4}$ - $\frac{1}{8}$	89 $\frac{1}{8}$	88 $\frac{3}{4}$	88 $\frac{3}{4}$	-4	+ $\frac{1}{4}$
Mar. 13	1,150	6,235	89	89 $\frac{3}{4}$	88 $\frac{3}{8}$	89 $\frac{3}{4}$ - $\frac{5}{8}$	+230	+1
Mar. 14	906	6,354	89 $\frac{3}{4}$ - $\frac{7}{8}$	89 $\frac{3}{4}$	88 $\frac{3}{8}$	88 $\frac{1}{2}$	+119	- $\frac{1}{4}$
Mar. 15	1,849	6,921	88 $\frac{3}{8}$ - $\frac{1}{8}$	90 $\frac{1}{8}$	88 $\frac{1}{2}$	89 $\frac{1}{4}$ - $\frac{5}{8}$	+567	- $\frac{1}{2}$
Mar. 16	1,400	7,141	89 $\frac{3}{8}$	90	88 $\frac{3}{8}$	89-89 $\frac{3}{8}$	+220	- $\frac{1}{2}$
Mar. 18	2,082	7,305	88 $\frac{1}{2}$ -88	88 $\frac{3}{4}$	87 $\frac{3}{8}$	88 $\frac{3}{8}$	+164	- $\frac{5}{8}$
Mar. 19	930	7,319	88 $\frac{1}{4}$	89	88 $\frac{3}{4}$	88 $\frac{3}{4}$ - $\frac{5}{8}$	+14	+ $\frac{3}{8}$
Mar. 20	2,174	7,689	89 $\frac{1}{8}$ - $\frac{1}{4}$	91 $\frac{1}{8}$	89	91-91 $\frac{1}{8}$	+370	+ $\frac{1}{4}$
Mar. 21	3,360	7,792	91-90 $\frac{1}{2}$	92	90 $\frac{3}{8}$	91 $\frac{1}{4}$ - $\frac{3}{8}$	+103	+ $\frac{1}{4}$
Mar. 22	1,827	7,808	91 $\frac{1}{8}$ -92	92 $\frac{1}{4}$	91 $\frac{1}{4}$	91 $\frac{1}{8}$ -92	+16	+ $\frac{1}{4}$
Mar. 23	1,040	7,863	91 $\frac{3}{4}$ - $\frac{5}{8}$	91 $\frac{3}{4}$	90 $\frac{1}{2}$	90 $\frac{3}{4}$	+65	+ $\frac{1}{4}$
Mar. 25	1,116	7,877	90 $\frac{1}{4}$ -90	91 $\frac{1}{8}$	89 $\frac{7}{8}$	90 $\frac{1}{4}$ -91	+14	+ $\frac{1}{4}$
Mar. 26	1,088	7,934	91 $\frac{1}{4}$ - $\frac{1}{8}$	91 $\frac{3}{4}$	91 $\frac{1}{8}$	91 $\frac{1}{4}$	+57	+ $\frac{1}{4}$
Mar. 27	2,216	8,169	91 $\frac{1}{8}$ -92	93 $\frac{3}{8}$	91 $\frac{3}{8}$	92 $\frac{1}{4}$ -93	+235	+ $\frac{1}{2}$
Mar. 28	1,524	8,243	92 $\frac{3}{8}$ - $\frac{3}{4}$	93 $\frac{1}{8}$	92 $\frac{1}{4}$	92 $\frac{1}{4}$ - $\frac{3}{8}$	+74	- $\frac{1}{2}$
Mar. 29	1,309	8,458	92 $\frac{1}{4}$ - $\frac{1}{8}$	92 $\frac{3}{8}$	91 $\frac{1}{2}$	91 $\frac{5}{8}$ - $\frac{3}{4}$	+215	- $\frac{1}{2}$
Mar. 30	895	8,673	91 $\frac{3}{8}$ - $\frac{3}{4}$	92 $\frac{3}{8}$	91 $\frac{3}{8}$	92	+215	+ $\frac{1}{4}$

<sup>a</sup> On Feb. 18, 1935, trading was suspended at 11:13 a. m. for the remainder of the trading day, owing to the rendition of the gold-clause decisions by the Supreme Court.

TABLE 33.—Daily volume of trading, open commitments, opening, high, low, and closing prices per bushel of September wheat futures on the Chicago Board of Trade, Jan. 3, 1933, to Dec. 31, 1935—Continued

1935 SEPTEMBER FUTURE—Continued

Date	Volume of trading	Open commitments	Opening price	Range in price		Closing price	Net change from previous day	
				High	Low		Open commitments	Closing price
1935	1,000 bushels	1,000 bushels	Cents	Cents	Cents	Cents	1,000 bushels	Cents
Apr. 1.	1,520	8,815	91 <sup>1</sup> / <sub>2</sub> -94	91 <sup>1</sup> / <sub>2</sub>	90 <sup>3</sup> / <sub>4</sub>	90 <sup>3</sup> / <sub>4</sub>	+142	-11 <sup>1</sup> / <sub>2</sub>
Apr. 2.	2,124	9,072	91 <sup>1</sup> / <sub>2</sub> -94	91 <sup>1</sup> / <sub>2</sub>	89 <sup>1</sup> / <sub>2</sub>	90 <sup>1</sup> / <sub>2</sub> -9 <sup>3</sup> / <sub>4</sub>	+257	-5 <sup>1</sup> / <sub>2</sub>
Apr. 3.	2,431	9,325	90 <sup>1</sup> / <sub>2</sub>	91 <sup>1</sup> / <sub>2</sub>	89 <sup>3</sup> / <sub>4</sub>	91-90 <sup>7</sup> / <sub>8</sub>	+253	+3 <sup>3</sup> / <sub>4</sub>
Apr. 4.	3,194	9,143	91 <sup>1</sup> / <sub>2</sub>	91 <sup>1</sup> / <sub>2</sub>	92 <sup>3</sup> / <sub>4</sub> -94	92 <sup>3</sup> / <sub>4</sub> -94	-182	+11 <sup>1</sup> / <sub>2</sub>
Apr. 5.	1,843	9,137	91 <sup>1</sup> / <sub>2</sub>	91 <sup>1</sup> / <sub>2</sub>	91 <sup>1</sup> / <sub>2</sub>	91 <sup>1</sup> / <sub>2</sub> -9 <sup>3</sup> / <sub>4</sub>	-6	-3 <sup>1</sup> / <sub>2</sub>
Apr. 6.	1,369	9,158	91 <sup>1</sup> / <sub>2</sub>	91 <sup>1</sup> / <sub>2</sub>	91 <sup>1</sup> / <sub>2</sub>	91 <sup>1</sup> / <sub>2</sub>	+21	
Apr. 8.	2,796	9,399	92 <sup>3</sup> / <sub>4</sub> -94	93	91 <sup>1</sup> / <sub>2</sub>	92 <sup>3</sup> / <sub>4</sub> -9 <sup>3</sup> / <sub>4</sub>	+241	+1
Apr. 9.	2,085	9,600	92 <sup>3</sup> / <sub>4</sub>	92 <sup>3</sup> / <sub>4</sub>	91 <sup>1</sup> / <sub>2</sub>	92 <sup>3</sup> / <sub>4</sub> -9 <sup>1</sup> / <sub>2</sub>	+201	
Apr. 10.	5,482	10,126	93-93 <sup>1</sup> / <sub>2</sub>	95 <sup>1</sup> / <sub>2</sub>	93	94 <sup>1</sup> / <sub>2</sub> -95	+526	+21 <sup>1</sup> / <sub>2</sub>
Apr. 11.	6,263	10,980	97 <sup>1</sup> / <sub>2</sub> -98 <sup>1</sup> / <sub>2</sub>	98 <sup>1</sup> / <sub>2</sub>	96 <sup>3</sup> / <sub>4</sub>	96 <sup>3</sup> / <sub>4</sub> -94	+854	+13 <sup>1</sup> / <sub>2</sub>
Apr. 12.	6,156	11,553	96 <sup>3</sup> / <sub>4</sub> -9 <sup>3</sup> / <sub>4</sub>	100 <sup>1</sup> / <sub>2</sub>	96 <sup>3</sup> / <sub>4</sub>	100-100 <sup>1</sup> / <sub>2</sub>	+573	+3 <sup>3</sup> / <sub>4</sub>
Apr. 13.	7,402	12,767	100-100 <sup>1</sup> / <sub>2</sub>	102	99 <sup>3</sup> / <sub>4</sub>	100 <sup>1</sup> / <sub>2</sub> -1 <sup>1</sup> / <sub>2</sub>	+1,214	+1 <sup>1</sup> / <sub>2</sub>
Apr. 15.	6,574	13,375	100 <sup>1</sup> / <sub>2</sub> -99 <sup>3</sup> / <sub>4</sub>	101 <sup>1</sup> / <sub>2</sub>	99 <sup>3</sup> / <sub>4</sub>	100 <sup>1</sup> / <sub>2</sub> -9 <sup>3</sup> / <sub>4</sub>	+608	-3 <sup>3</sup> / <sub>4</sub>
Apr. 16.	7,010	14,188	100 <sup>1</sup> / <sub>2</sub> -100	102 <sup>1</sup> / <sub>2</sub>	100	102 <sup>1</sup> / <sub>2</sub> -1 <sup>1</sup> / <sub>2</sub>	+813	+2 <sup>1</sup> / <sub>2</sub>
Apr. 17.	8,327	15,011	102 <sup>1</sup> / <sub>2</sub> -94	102 <sup>1</sup> / <sub>2</sub>	100 <sup>1</sup> / <sub>2</sub>	100 <sup>1</sup> / <sub>2</sub> -9 <sup>3</sup> / <sub>4</sub>	+823	-2 <sup>1</sup> / <sub>2</sub>
Apr. 18.	5,043	15,247	100 <sup>1</sup> / <sub>2</sub> -9 <sup>3</sup> / <sub>4</sub>	100 <sup>3</sup> / <sub>4</sub>	100 <sup>3</sup> / <sub>4</sub>	100-99 <sup>3</sup> / <sub>4</sub>	+236	-1 <sup>1</sup> / <sub>2</sub>
Apr. 20.	4,018	15,396	100 <sup>3</sup> / <sub>4</sub> -9 <sup>1</sup> / <sub>2</sub>	101 <sup>3</sup> / <sub>4</sub>	100 <sup>3</sup> / <sub>4</sub>	101 <sup>3</sup> / <sub>4</sub> -1 <sup>1</sup> / <sub>2</sub>	+149	+1 <sup>1</sup> / <sub>2</sub>
Apr. 22.	5,544	15,745	101 <sup>3</sup> / <sub>4</sub> -102	102 <sup>3</sup> / <sub>4</sub>	101 <sup>3</sup> / <sub>4</sub>	101 <sup>3</sup> / <sub>4</sub> -9 <sup>1</sup> / <sub>2</sub>	+349	
Apr. 23.	7,203	16,262	101 <sup>3</sup> / <sub>4</sub>	101 <sup>3</sup> / <sub>4</sub>	98 <sup>1</sup> / <sub>2</sub>	98 <sup>1</sup> / <sub>2</sub> -9 <sup>1</sup> / <sub>2</sub>	+517	-3
Apr. 25 <sup>a</sup> .	8,575	16,557	98-98 <sup>1</sup> / <sub>2</sub>	98 <sup>1</sup> / <sub>2</sub>	96 <sup>3</sup> / <sub>4</sub>	98-97 <sup>3</sup> / <sub>4</sub>	+295	-1 <sup>1</sup> / <sub>2</sub>
Apr. 26.	6,744	17,039	98 <sup>1</sup> / <sub>2</sub> -94	100 <sup>1</sup> / <sub>2</sub>	98 <sup>1</sup> / <sub>2</sub>	100 <sup>1</sup> / <sub>2</sub> -9 <sup>1</sup> / <sub>2</sub>	+482	+2 <sup>3</sup> / <sub>4</sub>
Apr. 27.	3,492	17,418	99 <sup>1</sup> / <sub>2</sub> -94	99 <sup>1</sup> / <sub>2</sub>	98 <sup>3</sup> / <sub>4</sub>	99 <sup>1</sup> / <sub>2</sub> -1 <sup>1</sup> / <sub>2</sub>	+379	-1
Apr. 29.	7,124	18,749	99 <sup>1</sup> / <sub>2</sub> -99	100 <sup>3</sup> / <sub>4</sub>	98 <sup>3</sup> / <sub>4</sub>	100 <sup>3</sup> / <sub>4</sub> -9 <sup>1</sup> / <sub>2</sub>	+1,331	+7 <sup>1</sup> / <sub>2</sub>
Apr. 30.	7,260	20,988	100 <sup>1</sup> / <sub>2</sub> -9 <sup>3</sup> / <sub>4</sub>	100 <sup>3</sup> / <sub>4</sub>	99 <sup>1</sup> / <sub>2</sub>	99 <sup>1</sup> / <sub>2</sub> -9 <sup>3</sup> / <sub>4</sub>	+2,239	-1 <sup>1</sup> / <sub>2</sub>
May 1.	5,364	21,822	100 <sup>1</sup> / <sub>2</sub> -100 <sup>1</sup> / <sub>2</sub>	100 <sup>1</sup> / <sub>2</sub>	98 <sup>3</sup> / <sub>4</sub>	98 <sup>3</sup> / <sub>4</sub> -9 <sup>3</sup> / <sub>4</sub>	+834	-1
May 2.	7,176	22,902	98 <sup>1</sup> / <sub>2</sub> -98	98 <sup>1</sup> / <sub>2</sub>	97	97 <sup>1</sup> / <sub>2</sub> -9 <sup>3</sup> / <sub>4</sub>	+1,080	-1
May 3.	5,110	23,586	97 <sup>1</sup> / <sub>2</sub> -9 <sup>3</sup> / <sub>4</sub>	98	96 <sup>3</sup> / <sub>4</sub>	97 <sup>1</sup> / <sub>2</sub> -9 <sup>3</sup> / <sub>4</sub>	+683	-1 <sup>1</sup> / <sub>2</sub>
May 4.	3,238	23,854	97 <sup>1</sup> / <sub>2</sub> -9 <sup>3</sup> / <sub>4</sub>	97 <sup>1</sup> / <sub>2</sub>	96 <sup>3</sup> / <sub>4</sub>	96 <sup>3</sup> / <sub>4</sub> -9 <sup>3</sup> / <sub>4</sub>	+269	-3 <sup>1</sup> / <sub>2</sub>
May 5.	3,917	24,327	96 <sup>1</sup> / <sub>2</sub> -9 <sup>3</sup> / <sub>4</sub>	97 <sup>1</sup> / <sub>2</sub>	96 <sup>3</sup> / <sub>4</sub>	96 <sup>1</sup> / <sub>2</sub> -94	+473	
May 7.	8,156	24,243	97-96 <sup>1</sup> / <sub>2</sub>	97 <sup>1</sup> / <sub>2</sub>	96 <sup>1</sup> / <sub>2</sub>	95 <sup>1</sup> / <sub>2</sub> -9 <sup>1</sup> / <sub>2</sub>	-84	-1 <sup>1</sup> / <sub>2</sub>
May 8.	6,180	24,659	95 <sup>1</sup> / <sub>2</sub> -94	96 <sup>1</sup> / <sub>2</sub>	94 <sup>1</sup> / <sub>2</sub>	96 <sup>1</sup> / <sub>2</sub> -1 <sup>1</sup> / <sub>2</sub>	+416	+1
May 9.	4,357	24,668	96 <sup>1</sup> / <sub>2</sub> -9 <sup>3</sup> / <sub>4</sub>	96 <sup>1</sup> / <sub>2</sub>	95 <sup>1</sup> / <sub>2</sub>	96 <sup>1</sup> / <sub>2</sub> -9 <sup>1</sup> / <sub>2</sub>	+9	+1 <sup>1</sup> / <sub>2</sub>
May 10.	4,297	24,894	96 <sup>1</sup> / <sub>2</sub> -9 <sup>3</sup> / <sub>4</sub>	96 <sup>1</sup> / <sub>2</sub>	95 <sup>1</sup> / <sub>2</sub>	95 <sup>1</sup> / <sub>2</sub> -94	+226	-1 <sup>1</sup> / <sub>2</sub>
May 11.	7,457	25,360	96 <sup>1</sup> / <sub>2</sub> -9 <sup>3</sup> / <sub>4</sub>	96 <sup>1</sup> / <sub>2</sub>	94 <sup>1</sup> / <sub>2</sub>	94 <sup>1</sup> / <sub>2</sub> -94	+466	-1 <sup>1</sup> / <sub>2</sub>
May 13.	9,464	26,104	94 <sup>1</sup> / <sub>2</sub> -94	94 <sup>1</sup> / <sub>2</sub>	93	93 <sup>1</sup> / <sub>2</sub> -94	+804	-1 <sup>1</sup> / <sub>2</sub>
May 14.	6,164	26,318	93 <sup>1</sup> / <sub>2</sub> -9 <sup>1</sup> / <sub>2</sub>	94 <sup>1</sup> / <sub>2</sub>	92 <sup>3</sup> / <sub>4</sub>	93-92 <sup>3</sup> / <sub>4</sub>	+154	-1 <sup>1</sup> / <sub>2</sub>
May 15.	4,738	26,301	92 <sup>1</sup> / <sub>2</sub> -94	93 <sup>3</sup> / <sub>4</sub>	92 <sup>1</sup> / <sub>2</sub>	93-93 <sup>1</sup> / <sub>2</sub>	+73	
May 16.	6,082	26,371	93 <sup>3</sup> / <sub>4</sub> -9 <sup>3</sup> / <sub>4</sub>	95	93 <sup>1</sup> / <sub>2</sub>	94 <sup>1</sup> / <sub>2</sub> -9 <sup>3</sup> / <sub>4</sub>	-20	+13 <sup>1</sup> / <sub>2</sub>
May 17.	6,407	26,898	94 <sup>1</sup> / <sub>2</sub>	94 <sup>1</sup> / <sub>2</sub>	92 <sup>3</sup> / <sub>4</sub>	92 <sup>1</sup> / <sub>2</sub> -9 <sup>3</sup> / <sub>4</sub>	+527	-2 <sup>1</sup> / <sub>2</sub>
May 18.	7,075	27,077	91 <sup>3</sup> / <sub>4</sub> -9 <sup>1</sup> / <sub>2</sub>	92	91	91 <sup>3</sup> / <sub>4</sub> -92	+179	-1 <sup>1</sup> / <sub>2</sub>
May 20.	7,073	27,240	91 <sup>3</sup> / <sub>4</sub> -9 <sup>3</sup> / <sub>4</sub>	92 <sup>1</sup> / <sub>2</sub>	90 <sup>3</sup> / <sub>4</sub>	90 <sup>3</sup> / <sub>4</sub> -94	+163	-1 <sup>1</sup> / <sub>2</sub>
May 21.	6,483	27,642	90 <sup>3</sup> / <sub>4</sub> -9 <sup>3</sup> / <sub>4</sub>	91 <sup>1</sup> / <sub>2</sub>	90 <sup>1</sup> / <sub>2</sub>	91 <sup>1</sup> / <sub>2</sub> -94	+402	+1 <sup>1</sup> / <sub>2</sub>
May 22.	4,844	27,569	91 <sup>3</sup> / <sub>4</sub> -9 <sup>3</sup> / <sub>4</sub>	91 <sup>3</sup> / <sub>4</sub>	90 <sup>3</sup> / <sub>4</sub>	90 <sup>3</sup> / <sub>4</sub> -9 <sup>3</sup> / <sub>4</sub>	-73	-1 <sup>1</sup> / <sub>2</sub>
May 23.	3,445	27,368	90 <sup>3</sup> / <sub>4</sub> -94	91 <sup>1</sup> / <sub>2</sub>	90 <sup>3</sup> / <sub>4</sub>	91 <sup>1</sup> / <sub>2</sub> -9 <sup>1</sup> / <sub>2</sub>	-201	+1 <sup>1</sup> / <sub>2</sub>
May 24.	7,078	27,530	91	91	89 <sup>1</sup> / <sub>2</sub>	89 <sup>1</sup> / <sub>2</sub> -9 <sup>3</sup> / <sub>4</sub>	+162	-1 <sup>1</sup> / <sub>2</sub>
May 25.	5,581	27,607	88 <sup>3</sup> / <sub>4</sub> -9 <sup>1</sup> / <sub>2</sub>	89	88 <sup>1</sup> / <sub>2</sub>	88 <sup>3</sup> / <sub>4</sub> -9 <sup>1</sup> / <sub>2</sub>	+77	-1
May 27.	5,967	27,758	88 <sup>3</sup> / <sub>4</sub> -94	89 <sup>1</sup> / <sub>2</sub>	87 <sup>1</sup> / <sub>2</sub>	88 <sup>1</sup> / <sub>2</sub> -9 <sup>1</sup> / <sub>2</sub>	+151	-1 <sup>1</sup> / <sub>2</sub>
May 28.	6,565	27,737	88-87 <sup>3</sup> / <sub>4</sub>	88 <sup>3</sup> / <sub>4</sub>	87 <sup>3</sup> / <sub>4</sub>	88 <sup>1</sup> / <sub>2</sub> -9 <sup>1</sup> / <sub>2</sub>	-21	
May 29.	8,301	28,224	88 <sup>1</sup> / <sub>2</sub> -87 <sup>3</sup> / <sub>4</sub>	88 <sup>1</sup> / <sub>2</sub>	85 <sup>1</sup> / <sub>2</sub>	85 <sup>1</sup> / <sub>2</sub> -9 <sup>1</sup> / <sub>2</sub>	+487	-2 <sup>3</sup> / <sub>4</sub>
May 31.	10,263	28,526	85 <sup>3</sup> / <sub>4</sub> -86	87	84 <sup>1</sup> / <sub>2</sub>	85-85 <sup>1</sup> / <sub>2</sub>	+302	-5 <sup>1</sup> / <sub>2</sub>
June 1.	10,219	28,397	83 <sup>3</sup> / <sub>4</sub> -82 <sup>3</sup> / <sub>4</sub>	84	81 <sup>3</sup> / <sub>4</sub>	83 <sup>3</sup> / <sub>4</sub> -9 <sup>1</sup> / <sub>2</sub>	-129	-1 <sup>1</sup> / <sub>2</sub>
June 3.	8,942	29,090	84 <sup>1</sup> / <sub>2</sub> -9 <sup>1</sup> / <sub>2</sub>	84 <sup>1</sup> / <sub>2</sub>	83	83 <sup>3</sup> / <sub>4</sub> -9 <sup>1</sup> / <sub>2</sub>	+693	-1 <sup>1</sup> / <sub>2</sub>
June 4.	8,291	29,595	84 <sup>1</sup> / <sub>2</sub> -94	85	83 <sup>3</sup> / <sub>4</sub>	84 <sup>1</sup> / <sub>2</sub> -85	+505	+1 <sup>1</sup> / <sub>2</sub>
June 5.	5,107	29,839	84 <sup>1</sup> / <sub>2</sub> -9 <sup>1</sup> / <sub>2</sub>	84 <sup>1</sup> / <sub>2</sub>	84	84 <sup>1</sup> / <sub>2</sub> -9 <sup>1</sup> / <sub>2</sub>	+244	-1 <sup>1</sup> / <sub>2</sub>
June 6.	8,183	30,068	84 <sup>1</sup> / <sub>2</sub> -94	85 <sup>1</sup> / <sub>2</sub>	84 <sup>1</sup> / <sub>2</sub>	84 <sup>1</sup> / <sub>2</sub> -9 <sup>1</sup> / <sub>2</sub>	+229	-1 <sup>1</sup> / <sub>2</sub>
June 7.	7,792	30,362	84 <sup>1</sup> / <sub>2</sub> -94	84 <sup>1</sup> / <sub>2</sub>	83	83-83 <sup>1</sup> / <sub>2</sub>	+294	-1 <sup>1</sup> / <sub>2</sub>
June 8.	7,233	30,711	82 <sup>3</sup> / <sub>4</sub> -9 <sup>1</sup> / <sub>2</sub>	84 <sup>1</sup> / <sub>2</sub>	82 <sup>3</sup> / <sub>4</sub>	84-83 <sup>3</sup> / <sub>4</sub>	+349	+7 <sup>1</sup> / <sub>2</sub>
June 10.	5,483	30,657	84-83 <sup>3</sup> / <sub>4</sub>	84 <sup>1</sup> / <sub>2</sub>	83 <sup>1</sup> / <sub>2</sub>	84 <sup>1</sup> / <sub>2</sub> -9 <sup>1</sup> / <sub>2</sub>	-54	+5 <sup>1</sup> / <sub>2</sub>
June 11.	5,979	31,281	85-84 <sup>1</sup> / <sub>2</sub>	85	83 <sup>3</sup> / <sub>4</sub>	84 <sup>1</sup> / <sub>2</sub> -94	+624	-1 <sup>1</sup> / <sub>2</sub>
June 12.	10,761	31,172	83 <sup>3</sup> / <sub>4</sub> -94	83 <sup>3</sup> / <sub>4</sub>	81 <sup>3</sup> / <sub>4</sub>	81 <sup>3</sup> / <sub>4</sub> -9 <sup>3</sup> / <sub>4</sub>	-109	-2 <sup>3</sup> / <sub>4</sub>
June 13.	14,680	31,088	81 <sup>3</sup> / <sub>4</sub> -81	81 <sup>3</sup> / <sub>4</sub>	79 <sup>1</sup> / <sub>2</sub>	79 <sup>1</sup> / <sub>2</sub> -94	-84	-1 <sup>1</sup> / <sub>2</sub>
June 14.	10,179	31,000	79 <sup>1</sup> / <sub>2</sub> -80	81 <sup>1</sup> / <sub>2</sub>	79 <sup>1</sup> / <sub>2</sub>	80 <sup>1</sup> / <sub>2</sub> -94	-88	+1
June 15.	8,376	31,675	80 <sup>1</sup> / <sub>2</sub> -81	81	79 <sup>1</sup> / <sub>2</sub>	79 <sup>1</sup> / <sub>2</sub> -9 <sup>1</sup> / <sub>2</sub>	+675	-1 <sup>1</sup> / <sub>2</sub>
June 17.	9,672	32,372	80-79 <sup>1</sup> / <sub>2</sub>	80 <sup>3</sup> / <sub>4</sub>	79 <sup>1</sup> / <sub>2</sub>	80 <sup>1</sup> / <sub>2</sub> -9 <sup>1</sup> / <sub>2</sub>	+697	+1
June 18.	10,766	33,160	81-80 <sup>1</sup> / <sub>2</sub>	82 <sup>3</sup> / <sub>4</sub>	80 <sup>3</sup> / <sub>4</sub>	81 <sup>1</sup> / <sub>2</sub> -94	+788	+1 <sup>1</sup> / <sub>2</sub>
June 19.	10,962	34,196	81 <sup>1</sup> / <sub>2</sub> -9 <sup>1</sup> / <sub>2</sub>	81 <sup>1</sup> / <sub>2</sub>	80 <sup>3</sup> / <sub>4</sub>	80 <sup>1</sup> / <sub>2</sub> -9 <sup>1</sup> / <sub>2</sub>	+1,035	-1 <sup>1</sup> / <sub>2</sub>

<sup>a</sup> Trading suspended Apr. 24, 1935, pending arrangements for the disposition of open futures contracts of a member of the exchange who had been granted an injunction by a Federal court restraining the Board of Trade from suspending the member.

TABLE 33.—Daily volume of trading, open commitments, opening, high, low, and closing prices per bushel of September wheat futures on the Chicago Board of Trade, Jan. 3, 1933, to Dec. 31, 1935—Continued

1935 SEPTEMBER FUTURE—Continued

Date	Volume of trading	Open commitments	Opening price	Range in price		Closing price	Net change from previous day	
				High	Low		Open commitments	Closing price
June 20, 1935	13, 281	34, 825	79½-96	81	78½	81-80¾	+1, 630	+½
June 21	11, 639	36, 078	81-81½	82	80½	81½-81	+250	+½
June 22	8, 404	36, 301	81½-81	81½	80½	80½-79½	+1, 313	-1
June 24	8, 901	36, 375	80-79¾	80½	79½	80½-81	-16	-½
June 25	8, 578	37, 063	79¾-78	80½	79½	79½-78½	+688	-½
June 26	12, 152	37, 786	79¾-80	81½	79½	81½-81	+723	+1½
June 27	8, 038	38, 774	80¼-79	81	80¼	80¼-81	+988	-
June 28	20, 134	40, 065	81½-79	85½	81½	85½-79	+1, 201	+3 + 5
June 29	25, 410	40, 958	85-84¾	87¼	84½	85½-79	+893	-½
July 1	30, 759	41, 486	85½-79	88¾	86½	87½-79	+528	+2
July 2	19, 531	43, 434	87½-79	88¼	85½	87¼-87	+1, 948	-½
July 3	20, 110	44, 150	86½-79	88½	86½	87-86½	+716	-½
July 5	22, 381	44, 456	84½-83	84½	81½	81½ a	+300	+5 - 5
July 6	19, 714	45, 173	80¾-79	81½	78½	79½-74	+717	-2½
July 8	19, 093	44, 865	79½-74	81	79½	80¾-74	-308	+1½
July 9	24, 037	43, 578	81½-74	85	81½	84½-85	-1, 287	+4½
July 10	21, 983	41, 865	84½-74	85½	84½	85½-74	-1, 713	+½
July 11	22, 489	42, 274	82½-82	84½	82	84½-84	+400	-1½
July 12	16, 915	42, 358	83½-79	83½	82½	82½-79	+84	-1½
July 13	15, 716	42, 984	81½-81	81½	80	80¾-74	+626	-2
July 15	22, 570	43, 748	81½-74	83½	80½	82¾-74	+764	+2½
July 16	17, 800	43, 499	83½-74	83¾	82	82¾-79	-240	-
July 17	26, 584	43, 026	83½-79	86½	83½	85½-79	-473	+3
July 18	22, 664	45, 173	86½-79	86½	84½	84½-74	+2, 147	+½
July 19	17, 444	44, 608	84½-85½	85½	83	84½-74	-565	+½
July 20	10, 549	44, 568	84½-79	85½	84	85½-74	-40	+1½
July 22	20, 035	44, 243	86½-79	87½	85½	85½-74	-325	-½
July 23	20, 875	44, 541	86½-79	86½	83½	84½-74	+208	-1½
July 24	15, 724	44, 020	84½-74	86¼	84½	86¼-80	-521	+1½
July 25	21, 003	43, 784	85¾-79	87½	85½	86½-74	-230	+½
July 26	31, 779	43, 525	86-86½	89¼	86	89¼-79	-259	+3½
July 27	31, 276	43, 318	90-90½	94½	90	93½-92½	-207	+3½
July 29	30, 154	43, 420	92¼-91½	94½	91½	92¾-96	+108	-¼
July 30	26, 070	44, 030	91¾-92	93½	91¼	91¾-84	+604	-1
July 31	29, 933	44, 960	92½-¾	96	92½	94½-79	+930	+2½
Aug. 1	24, 721	44, 505	95-95½	95½	93½	93½-79	-365	-1½
Aug. 2	27, 409	44, 086	93½-93	93½	90	90½-79	-500	-2½
Aug. 3	13, 823	44, 652	90¾-¾	91¾	89¾	89¾-¾	+566	-¾
Aug. 5	14, 710	44, 781	90¼-¾	92¼	90¼	91¾-92	+120	+2½
Aug. 6	18, 331	44, 796	92¼-¾	92¾	90¾	90¾-79	+15	-1½
Aug. 7	18, 690	45, 306	90-90¾	91½	89½	90¾-79	+510	+½
Aug. 8	12, 839	45, 499	90¾-91	91½	89¾	90¼-79	+193	+½
Aug. 9	8, 314	44, 876	90¾	91½	90	90¾-79	-623	-½
Aug. 10	15, 004	43, 233	91-92	92½	89¾	89¾-79	-1, 643	-1½
Aug. 12	11, 822	40, 204	89¾-79	89¾	87¾	87¾-79	-2, 960	-2
Aug. 13	7, 505	38, 767	86½-79	87¾	86½	86½-79	-1, 497	-1
Aug. 14	5, 693	38, 246	86¾-79	87½	85½	86¾-79	-521	-
Aug. 15	3, 714	37, 728	86½-87	88	86½	87½-79	-518	+1
Aug. 16	3, 650	37, 121	87¾-79	88½	87½	88½-79	-607	+¾
Aug. 17	4, 440	36, 010	87¾-79	88½	86½	86¾-79	-1, 111	-1½
Aug. 19	4, 254	35, 536	86½-79	87½	85½	85½-79	-474	-1
Aug. 20	3, 505	34, 988	85¾-79	87½	85¾	87¾-79	-548	+1½
Aug. 21	5, 980	32, 900	87¾-88¼	90	87¾	89½-74	-2, 088	+½
Aug. 22	3, 778	32, 142	89½	90½	88½	88½-80	-768	-½
Aug. 23	3, 781	31, 302	87¾-½	90½	87½	89½-¾	-840	-¾
Aug. 24	1, 078	30, 779	89½	89½	88½	89-88½	-523	-¾
Aug. 26	2, 062	30, 153	89½-¾	89½	88¾	88½-¾	-626	-¾
Aug. 27	3, 662	28, 830	88¾-74	89¼	88	88½-88	-1, 323	-¾
Aug. 28	4, 027	27, 154	88½	88¾	87½	87¼-79	-1, 673	-½
Aug. 29	4, 892	24, 921	87-87¼	88	86¾	87½-87	-2, 235	-½
Aug. 30	6, 895	20, 973	87-80½	87½	86½	86½-79	-3, 948	+½
Aug. 31	8, 098	16, 454	86½-¾	88½	86½	87¾-½	-4, 510	+½
Sept. 3	3, 888	14, 404	88½-79	88½	87½	87½-79	-2, 050	+½
Sept. 4	5, 138	11, 513	88½-79	88½	88	88½-¾	-2, 891	+1
Sept. 5	3, 105	9, 886	89	90½	89	89¾-79	-1, 627	+½
Sept. 6	2, 498	8, 619	90½	90½	89½	90-90½	-1, 267	+½
Sept. 7	2, 463	7, 595	91¼-½	92¼	91	91¾-92	-1, 024	+2
Sept. 9	1, 437	6, 808	92½-92	92½	91	91½	-787	-½

\* See text for explanation.



TABLE 33.—Daily volume of trading, open commitments, opening, high, low, and closing prices per bushel of September wheat futures on the Chicago Board of Trade, Jan. 3, 1933, to Dec. 31, 1935—Continued

## 1935 SEPTEMBER FUTURE—Continued

Date	Volume of trading	Open commitments	Opening price	Range in price		Closing price	Net change from previous day	
				High	Low		Open commitments	Closing price
1935	1,000 bushels	1,000 bushels	Cents	Cents	Cents	Cents	1,000 bushels	Cents
Sept. 10.....	1,104	6,146	91 $\frac{1}{4}$	92 $\frac{1}{4}$	91 $\frac{1}{4}$	91 $\frac{3}{4}$ - $\frac{5}{8}$	-662	+ $\frac{5}{8}$
Sept. 11.....	1,413	5,406	92 $\frac{1}{4}$	92 $\frac{3}{4}$	91 $\frac{1}{4}$	91 $\frac{1}{8}$ -92	-740	+ $\frac{1}{4}$
Sept. 12.....	1,287	4,808	92 $\frac{1}{2}$ - $\frac{5}{8}$	92 $\frac{5}{8}$	91 $\frac{1}{2}$	91 $\frac{3}{8}$ - $\frac{1}{2}$	-598	- $\frac{1}{2}$
Sept. 13.....	702	4,514	91 $\frac{3}{8}$	93	91 $\frac{3}{8}$	93	-294	+1 $\frac{1}{2}$
Sept. 14.....	691	4,234	93 $\frac{1}{8}$ - $\frac{1}{4}$	93 $\frac{3}{8}$	92 $\frac{3}{8}$	92 $\frac{3}{8}$	-280	- $\frac{1}{8}$
Sept. 16.....	1,110	3,928	93 $\frac{3}{8}$	94 $\frac{1}{4}$	92 $\frac{1}{2}$	94 $\frac{1}{4}$ - $\frac{1}{8}$	-306	+1 $\frac{3}{8}$
Sept. 17.....	1,890	3,258	95-95 $\frac{1}{4}$	98 $\frac{5}{8}$	95	98 $\frac{1}{8}$	-670	+3 $\frac{3}{8}$
Sept. 18.....	1,886	2,975	97 $\frac{3}{4}$	97 $\frac{3}{4}$	96 $\frac{5}{8}$	97	-283	-1 $\frac{1}{2}$
Sept. 19.....	1,110	2,565	98 $\frac{1}{2}$ -99 $\frac{1}{4}$	100 $\frac{5}{8}$	98 $\frac{1}{2}$	99 $\frac{1}{2}$ - $\frac{3}{8}$	-410	+2 $\frac{1}{2}$
Sept. 20.....	642	2,478	99 $\frac{5}{8}$	99 $\frac{1}{2}$	97 $\frac{5}{8}$	99 $\frac{5}{8}$ - $\frac{1}{4}$	-87	- $\frac{1}{4}$
Sept. 21.....	408	2,365	98 $\frac{1}{8}$	98 $\frac{3}{4}$	97 $\frac{1}{2}$	98	-113	-1 $\frac{1}{4}$
Sept. 23.....	587	2,297	97 $\frac{1}{4}$	97 $\frac{5}{8}$	96 $\frac{1}{4}$	96 $\frac{1}{8}$	-68	-1 $\frac{1}{8}$
Sept. 24.....	261	2,182	96 $\frac{5}{8}$	98 $\frac{1}{8}$	96 $\frac{5}{8}$	96 $\frac{1}{8}$	-115	-----
Sept. 25.....	409	1,972	97 $\frac{1}{4}$	98 $\frac{3}{8}$	96 $\frac{1}{2}$	98 $\frac{1}{4}$ a	-210	+1 $\frac{3}{8}$
Sept. 26.....	464	1,707	98 $\frac{1}{8}$	98 $\frac{3}{4}$	97 $\frac{1}{8}$	98 $\frac{5}{8}$ - $\frac{1}{2}$	-265	+ $\frac{1}{4}$
Sept. 27.....	478	1,548	98 $\frac{1}{4}$	100	98 $\frac{5}{8}$	99	-159	+1 $\frac{1}{2}$
Sept. 28.....	363	1,244	99 $\frac{1}{4}$	99 $\frac{3}{8}$	98 $\frac{1}{4}$	98 $\frac{1}{8}$	-304	- $\frac{1}{8}$
Sept. 30.....	2,102	-----	99 $\frac{1}{8}$	101 $\frac{3}{4}$	99 $\frac{1}{4}$	101 $\frac{3}{4}$	-1,244	+2 $\frac{1}{8}$

## 1936 SEPTEMBER FUTURE

1936								
Dec. 17.....	20	15	-----	91	90 $\frac{3}{4}$	-----	+15	-----
Dec. 18.....	-----	15	-----	-----	-----	-----	-----	-----
Dec. 19.....	-----	15	-----	-----	-----	-----	-----	-----
Dec. 20.....	2	17	-----	(?)	(?)	-----	+2	-----
Dec. 21.....	-----	17	-----	-----	-----	-----	-----	-----
Dec. 23.....	-----	17	-----	-----	-----	-----	-----	-----
Dec. 24.....	20	37	-----	89 $\frac{3}{4}$	88 $\frac{3}{4}$	-----	+20	-----
Dec. 26.....	-----	37	-----	-----	-----	-----	-----	-----
Dec. 27.....	15	37	-----	88 $\frac{3}{4}$	88 $\frac{3}{4}$	-----	-----	-----
Dec. 28.....	15	37	-----	88 $\frac{3}{4}$	88 $\frac{3}{4}$	-----	-----	-----
Dec. 30.....	28	45	-----	89	89	-----	+8	-----
Dec. 31.....	19	68	-----	89 $\frac{3}{4}$	89	-----	+13	-----

<sup>1</sup> No official quotations recorded.

TABLE 34.—Daily volume of trading, open commitments, opening, high, low, and closing prices per bushel of December wheat futures on the Chicago Board of Trade, Apr. 22, 1933, to Dec. 31, 1935<sup>1</sup>

1933 DECEMBER FUTURE

Date	Volume of trading	Open commitments	Opening price	Range in price		Closing price	Net change from previous day	
				High	Low		Open commitments	Closing price
1933	1,000 bushels	1,000 bushels	Cents	Cents	Cents	Cents	1,000 bushels	Cents
Apr. 22	20			71½	71½			
Apr. 24	10	5		73½	73½		+5	
Apr. 25	153	123	73	73	71¾	71¾	+118	
Apr. 26	359	340	71-71¼	72¾	71	71½-72	+217	+¼
Apr. 27	601	667	71¾-½	72¾	70½	71½-71	+327	-1
Apr. 28	1,241	1,222	70½	70½	68½	69	+555	-2
Apr. 29	972	1,665	71-71½	74½	71	74½-¾	+443	+5½
May 1	2,378	2,591	76¾-77½	77½	73½	74½-74	+926	-¾
May 2	1,171	3,017	73¾	75½	73½	75½-¾	+426	+1¼
May 3	2,332	3,814	76½	77½	75½	75½	+797	+¼
May 4	1,695	4,358	75½-½	79½	75½	76¾-½	+644	+1
May 5	1,840	4,623	77¾-½	77½	76½	77½-¾	+295	+¾
May 6	1,850	5,179	77¾-½	77½	75¾	76¾	+556	-½
May 8	2,476	6,348	76¾-½	77¾	75¾	76-76½	+1,169	-¾
May 9	2,400	7,031	75	75½	73½	73½	+693	-2½
May 10	1,443	7,285	75	75½	74¼	75½-½	+254	+1½
May 11	2,526	7,769	77½-¾	78½	77¼	78-77½	+475	+2¾
May 12	2,805	8,478	77¾-78½	78½	77	78-78½	+718	
May 13	1,378	8,774	78	78½	77½	77½-¾	+296	-½
May 15	1,389	9,041	76¾-½	76½	76	76¾	+267	-¾
May 16	1,405	9,374	76½-¾	76½	75½	76¾-¼	+333	-½
May 17	2,501	10,376	76½	77½	76½	77¾-½	+1,002	+1¼
May 18	2,336	11,150	77½	77¾	75½	75¾-½	+793	-2
May 19	3,103	11,512	74¾-¼	75½	74¼	76-74½	+353	-½
May 20	4,312	12,539	74½-¾	74½	73	73¾-½	+1,027	-1¼
May 22	3,888	13,075	72¾-¾	73¾	71½	71½-¾	+536	-2
May 23	3,759	13,568	72¾-¾	74½	72¾	74½-½	+493	+2½
May 24	3,267	13,795	75¾-½	76½	75¾	76-76½	+227	+1¾
May 25	2,776	14,007	75¼-½	75½	73¾	74¾-½	+212	-1¼
May 26	3,245	15,039	75½	75½	73¾	75½	+1,032	+¾
May 27	6,264	16,237	76-70½	79½	78	78½-¼	+1,108	+2½
May 29	5,622	18,410	78-77¾	79½	77¼	78¾	+2,173	+¾
May 31	4,818	19,059	79½-½	79½	78½	78¾-¼	+649	-½
June 1	5,156	19,648	77-77½	79½	76½	78¾-½	+580	+¼
June 2	4,138	21,107	78½-¾	79½	78	78¾-¼	+1,459	-½
June 3	5,053	22,222	78½-¾	78½	76½	76½-¾	+1,115	-1½
June 5	5,522	22,931	76½-¾	78	76½	77¾-¾	+700	+1
June 6	5,593	23,142	78½-½	78¾	77¼	77¼-¾	+211	-½
June 7	3,576	23,380	77¼-¾	78½	77½	78½-77½	+228	+¾
June 8	3,356	23,539	78½	78½	77¼	77½-¾	+159	-½
June 9	5,048	23,808	77	79½	76½	79½-¼	+269	+1½
June 10	6,732	24,767	80¾	81	79¾	80¾-½	+959	+1½
June 12	8,210	25,878	81-81½	82½	80	82½-¼	+1,111	+1½
June 13	7,830	26,634	81½-½	82½	81	81¾-¾	+756	-½
June 14	9,812	29,133	81½-¾	81½	80½	80½-¾	+2,400	-1¼
June 15	12,521	30,780	79¾-¾	80½	78¾	79¾-¾	+1,647	-1
June 16	9,623	32,213	78¾-¾	79¾	77¾	78¾-¾	+1,433	-1½
June 17	7,091	33,570	77¾-¾	78¾	76¾	78¾-¾	+1,357	-½
June 19	9,511	34,746	79¾-80	79¾	79¾	80¾-81	+1,176	+2½
June 20	10,080	36,095	81½-¾	81½	80	80¾-¼	+1,340	-¾
June 21	13,552	39,033	80½-¾	82¾	80½	82¾-¾	+2,938	+2½
June 22	18,810	42,225	83¾-84	84	82½	83½-¼	+3,192	+2
June 23	19,511	44,860	82¾-¾	85½	82	85½-¾	+2,625	+2
June 24	26,138	47,425	86½-86	88½	85½	88-87¾	+2,575	+7½
June 26	39,446	53,554	89½-91	95	89½	94¾-95	+6,129	+5¾
June 27	40,691	54,017	96½-97½	101½	96½	100¾-¾	+1,303	+5¾
June 28	31,256	57,495	98½-94½	100	94	95½-95	+2,578	+¾
June 29	24,009	58,330	95-95¼	99¾	93	95¾-¾	+1,335	+¾
June 30	15,108	58,518	94-93	97	93	96-96½	-312	+¼
July 1	19,099	57,193	98-99¼	100	98	99½-¼	-1,325	+3¾
July 3	19,222	58,207	102½-104	104½	102	103¾-¼	+1,014	+4¼
July 5	24,075	59,674	104-105	105½	102½	102¾-½	+1,467	-1½
July 6	16,812	60,656	101½-101	104	101	103¼-¾	+982	+¾
July 7	24,105	62,198	105-105½	105½	102	102¾-¾	+1,542	-1
July 8	14,990	62,833	102	104¾	101½	104½-¾	+635	+2½
July 10	20,638	63,551	104¾-104	104¾	103¾	105¾-½	+718	+1½
July 11	36,831	64,194	107½-106½	110¼	106½	109¾-½	+643	+3½

<sup>1</sup> The equal sign (=), a, and b appearing as part of a price quotation indicate, respectively, a split quotation, asked price, and bid price.

TABLE 34.—Daily volume of trading, open commitments, opening, high, low, and closing prices per bushel of September wheat futures on the Chicago Board of Trade, Jan. 3, 1933, to Dec. 31, 1935—Continued

1933 DECEMBER FUTURE—Continued

Date	Volume of trading	Open commitments	Opening price	Range in price		Closing price	Net change from previous day	
				High	Low		Open commitments	Closing price
	1,000 bushels	1,000 bushels	Cents	Cents	Cents	1,000 bushels	Cents	
July 12.....	25,853	64,394	109½-109	111½	108	111-110½	+200	
July 13.....	24,247	66,314	111½-112	112	100½	110-110½	+1,920	
July 14.....	26,047	68,923	109½-109	114	109	113½-1½	+2,609	
July 15.....	39,534	74,203	114½-115¼	119	114½	118¼-118	+5,280	
July 17.....	48,044	76,280	118½-119	123½	118½	121½-1½	+5,077	
July 18.....	37,688	83,124	123-124	124	119½	120½-1½	+3,844	
July 19.....	59,895	83,364	120½-119¼	120¾	108½	109½-110	+240	
July 20.....	71,404	82,278	107½-108½	111¾	93¾	95½-96½	-1,086	
July 22.....	3,437	82,730	(2)	(2)	(2)	(2)	+452	
July 24.....	22,717	81,259	96-98	98	95½	95½	-1,471	
July 25.....	22,468	77,444	96-97	99¾	95¾	97-97½	-3,815	
July 26.....	22,466	76,275	99½-100	103	99½	103-102½	-1,169	
July 27.....	33,133	75,460	107½-109	110½	108½	110¼-1½	-815	
July 28.....	20,541	74,976	109-107½	108¾	105¾	105¾a	-484	
July 29.....	14,525	74,500	103½-102¼	103¾	100¾	100¾a	-476	
July 31.....	16,255	73,940	98½-98½	98½	95¾	95¾a	-560	
Aug. 1.....	4,210	74,094	100½-100	100¾	100¾	100¾b	+154	
Aug. 2.....	22,976	75,413	105½-104	105¾	100¾	103½-1½	+1,319	
Aug. 3.....	10,094	74,882	103½-102¾	105¼	102¼	104½-1½	-519	
Aug. 4.....	13,521	75,804	103¼-102½	103¼	100¾	101-100¾	+922	
Aug. 5.....	8,754	76,408	100½-100	101¾	99½	101½-1½	+604	
Aug. 7.....	6,799	76,852	101½-1½	102	100½	101½-101	+444	
Aug. 8.....	12,946	77,751	101-101½	101½	99¾	100½-101	+899	
Aug. 9.....	15,230	78,243	101½-1½	104	101½	103½-1½	+492	
Aug. 10.....	18,615	79,143	104½-1½	105½	103½	103½-1½	+900	
Aug. 11.....	22,254	82,054	102½-101½	102½	98½	98½a	+2,911	
Aug. 12.....	2,542	81,978	96-95¾	96	95¾	95¾a	-76	
Aug. 14.....	686	82,140	95¾	95¾	95¾	95¾a	+162	
Aug. 15.....	1,842	83,496	95¾	95¾	95¾	95¾a	+1,355	
Aug. 16.....	2,513	83,841	90¾	90¾	90¾	90¾a	+346	
Aug. 17.....	36,368	84,452	85¾	95	85¾	93¼-92½	+611	
Aug. 18.....	19,292	83,418	93¼-¾	94½	88	88a	-1,034	
Aug. 19.....	17,436	85,489	87-88	92¼	87	91½-½	+2,071	
Aug. 21.....	15,660	85,878	91¾-92½	92½	89¼	91-91½	+359	
Aug. 22.....	12,133	85,844	90¾-1½	93½	90¼	91¾-1½	-34	
Aug. 23.....	14,389	86,330	91¾-92	93¾	91½	91¾-1½	+486	
Aug. 24.....	18,850	86,605	91-90	92½	88½	89½-88½	+175	
Aug. 25.....	15,423	87,073	92¾-93½	93½	90½	92½-92	+1,468	
Aug. 26.....	8,690	88,594	93½-93	93½	92	92½-93½	+621	
Aug. 28.....	10,078	90,382	91¾-91	92½	91	91½-1½	+1,788	
Aug. 29.....	19,558	91,685	92½-1½	92½	86¾	88-87½	+1,003	
Aug. 30.....	27,418	92,006	88¼-87¾	91½	84¾	90¾-91	+321	
Aug. 31.....	15,854	93,512	90-89½	91½	89	90¼-90	+1,506	
Sept. 1.....	7,948	94,415	89½-89	90½	89	89¾-1½	+903	
Sept. 5.....	11,073	95,418	90¼-¾	90¾	87½	88¼-1½	+1,003	
Sept. 6.....	11,130	96,215	87½-1½	88¾	86½	88½-1½	+797	
Sept. 7.....	8,003	96,083	88¼-88	88¾	86½	86¾-1½	-132	
Sept. 8.....	16,482	95,173	86½-86	87¼	84¾	87-86½	-910	
Sept. 9.....	8,075	94,927	86-85¼	86½	85	85½-85	-246	
Sept. 11.....	15,078	93,623	85-85¼	86½	84¾	88½-85	+1,304	
Sept. 12.....	14,104	93,710	88-88¼	89¼	87½	87½-1½	+87	
Sept. 13.....	15,420	93,210	88½-1½	91½	88½	91½-1½	-500	
Sept. 14.....	24,003	93,244	92½-93¾	93¾	91½	91¾-92	+34	
Sept. 15.....	18,714	91,916	92-92½	93¼	90½	91½-92	-1,328	
Sept. 16.....	17,942	91,663	92¼-91¾	95¼	91½	95¼-¾	-253	
Sept. 18.....	26,464	90,419	90¼-¾	97¼	94¾	95¼-¾	-1,244	
Sept. 19.....	20,700	89,748	95¾-1½	97¼	94¾	97½-¾	-671	
Sept. 20.....	21,681	88,270	90½-95¾	97¼	95¼	95¼-¾	-1,478	
Sept. 21.....	24,596	88,697	94½-93¾	94½	90¾	90¾a	+427	
Sept. 22.....	27,238	87,097	90¾-91¼	91¼	87½	89½-5½	-1,600	
Sept. 23.....	11,593	86,466	92-92½	92½	90½	92¼-92	-631	
Sept. 25.....	14,466	86,159	90¾-1½	92½	89½	92½-92	-307	
Sept. 26.....	17,107	86,547	91¼-92	93½	90¾	90¾-90	+388	
Sept. 27.....	18,598	86,951	90-89½	91½	88½	91-91¼	-596	
Sept. 28.....	13,069	85,888	90-90½	90½	89	90-89½	+1½	

Chicago Board of Trade was closed July 21 and July 22, 1933, by order of the directors of the exchange, except for 15 minutes on July 22, devoted to the exercising of weekly privileges and the adjustment of trades.

TABLE 34.—Daily volume of trading, open commitments, opening, high, low, and closing prices per bushel of December wheat futures on the Chicago Board of Trade, Apr. 22, 1933, to Dec. 31, 1935—Continued

1933 DECEMBER FUTURE—Continued

Date	Volume of trading	Open commitments	Opening price	Range in price		Closing price	Net change from previous day	
				High	Low		Open commitments	Closing price
1933	1,000 bushels	1,000 bushels	Cents	Cents	Cents	Cents	1,000 bushels	Cents
Sept. 29	13,933	86,372	90 <sup>3</sup> / <sub>4</sub> -91	91 <sup>3</sup> / <sub>4</sub>	89 <sup>3</sup> / <sub>4</sub>	89 <sup>3</sup> / <sub>4</sub> - <sup>3</sup> / <sub>4</sub>	+484	- <sup>1</sup> / <sub>2</sub>
Sept. 30	11,640	86,733	89 <sup>3</sup> / <sub>4</sub> - <sup>1</sup> / <sub>4</sub>	90 <sup>3</sup> / <sub>4</sub>	89 <sup>3</sup> / <sub>4</sub>	90-00 <sup>1</sup> / <sub>2</sub>	+301	+ <sup>1</sup> / <sub>2</sub>
Oct. 2	7,008	86,073	90-90 <sup>1</sup> / <sub>4</sub>	90 <sup>3</sup> / <sub>4</sub>	89 <sup>1</sup> / <sub>2</sub>	89 <sup>1</sup> / <sub>2</sub> - <sup>1</sup> / <sub>2</sub>	-00	- <sup>3</sup> / <sub>8</sub>
Oct. 3	4,544	86,626	89-88 <sup>3</sup> / <sub>4</sub>	89 <sup>3</sup> / <sub>4</sub>	88 <sup>3</sup> / <sub>4</sub>	89 <sup>1</sup> / <sub>2</sub> - <sup>1</sup> / <sub>4</sub>	-47	- <sup>1</sup> / <sub>2</sub>
Oct. 4	9,031	86,531	90-90 <sup>1</sup> / <sub>4</sub>	91	89 <sup>3</sup> / <sub>4</sub>	90 <sup>3</sup> / <sub>4</sub> -00 <sup>3</sup> / <sub>4</sub>	-95	+ <sup>1</sup> / <sub>2</sub>
Oct. 5	9,799	86,113	90-90 <sup>3</sup> / <sub>4</sub>	90 <sup>3</sup> / <sub>4</sub>	89	89 <sup>1</sup> / <sub>2</sub> - <sup>1</sup> / <sub>2</sub>	-418	- <sup>1</sup> / <sub>2</sub>
Oct. 6	23,270	84,422	89 <sup>1</sup> / <sub>4</sub> -80	89 <sup>3</sup> / <sub>4</sub>	84 <sup>1</sup> / <sub>2</sub>	85-85 <sup>1</sup> / <sub>2</sub>	-1,091	-3 <sup>1</sup> / <sub>2</sub>
Oct. 7	13,240	83,737	85 <sup>3</sup> / <sub>4</sub> -86	87 <sup>3</sup> / <sub>4</sub>	86 <sup>1</sup> / <sub>2</sub>	86 <sup>1</sup> / <sub>2</sub> - <sup>1</sup> / <sub>2</sub>	-085	+ <sup>1</sup> / <sub>2</sub>
Oct. 9	13,329	83,300	86-86 <sup>3</sup> / <sub>4</sub>	86 <sup>1</sup> / <sub>2</sub>	84 <sup>1</sup> / <sub>2</sub>	85 <sup>3</sup> / <sub>4</sub> - <sup>3</sup> / <sub>4</sub>	-431	- <sup>3</sup> / <sub>8</sub>
Oct. 10	12,663	82,754	85 <sup>1</sup> / <sub>4</sub> -85	85 <sup>1</sup> / <sub>2</sub>	83	84 <sup>3</sup> / <sub>4</sub> - <sup>1</sup> / <sub>2</sub>	-552	- <sup>1</sup> / <sub>2</sub>
Oct. 11	9,437	82,111	84-83 <sup>1</sup> / <sub>2</sub>	85 <sup>1</sup> / <sub>2</sub>	83 <sup>3</sup> / <sub>4</sub>	84-83 <sup>3</sup> / <sub>4</sub>	-043	- <sup>3</sup> / <sub>8</sub>
Oct. 13	17,727	80,023	82 <sup>1</sup> / <sub>2</sub> -81 <sup>1</sup> / <sub>2</sub>	82 <sup>1</sup> / <sub>2</sub>	78 <sup>3</sup> / <sub>4</sub>	78 <sup>3</sup> / <sub>4</sub> <sup>a</sup>	-2,038	-5
Oct. 14	18,728	77,672	77-75 <sup>3</sup> / <sub>4</sub>	77	74	75-74 <sup>3</sup> / <sub>4</sub>	-2,351	-3 <sup>3</sup> / <sub>8</sub>
Oct. 16	19,312	75,882	74 <sup>1</sup> / <sub>2</sub> -72 <sup>3</sup> / <sub>4</sub>	76 <sup>1</sup> / <sub>2</sub>	69 <sup>3</sup> / <sub>4</sub>	69 <sup>3</sup> / <sub>4</sub>	-1,700	-2
Oct. 17	28,719	72,202	72-74 <sup>1</sup> / <sub>2</sub>	74 <sup>1</sup> / <sub>2</sub>	67 <sup>1</sup> / <sub>2</sub>	74 <sup>1</sup> / <sub>2</sub> <sup>b</sup>	-3,080	+6
Oct. 18	26,153	68,724	75-74 <sup>1</sup> / <sub>2</sub>	78 <sup>1</sup> / <sub>2</sub>	74 <sup>1</sup> / <sub>2</sub>	78 <sup>1</sup> / <sub>2</sub> - <sup>1</sup> / <sub>2</sub>	-3,478	+3 <sup>3</sup> / <sub>8</sub>
Oct. 19	20,112	67,576	79 <sup>1</sup> / <sub>2</sub> -75 <sup>1</sup> / <sub>2</sub>	79 <sup>1</sup> / <sub>2</sub>	75 <sup>1</sup> / <sub>2</sub>	70 <sup>3</sup> / <sub>4</sub> -70	-1,448	+1
Oct. 20	22,947	64,887	78-79	84 <sup>1</sup> / <sub>2</sub>	77 <sup>1</sup> / <sub>2</sub>	81 <sup>3</sup> / <sub>4</sub> - <sup>1</sup> / <sub>2</sub>	-2,689	+2 <sup>3</sup> / <sub>8</sub>
Oct. 21	11,733	63,048	82 <sup>3</sup> / <sub>4</sub> -83	84	81 <sup>1</sup> / <sub>2</sub>	82-82 <sup>3</sup> / <sub>4</sub>	-1,239	+ <sup>3</sup> / <sub>8</sub>
Oct. 23	12,747	61,806	84 <sup>1</sup> / <sub>2</sub> -85	86 <sup>3</sup> / <sub>4</sub>	84 <sup>1</sup> / <sub>2</sub>	86 <sup>1</sup> / <sub>2</sub> - <sup>1</sup> / <sub>4</sub>	-1,782	+4 <sup>1</sup> / <sub>2</sub>
Oct. 24	16,721	60,723	86-85 <sup>1</sup> / <sub>2</sub>	86 <sup>3</sup> / <sub>4</sub>	84	84 <sup>3</sup> / <sub>4</sub> -85	-1,143	-1 <sup>3</sup> / <sub>8</sub>
Oct. 25	12,440	59,701	86	88 <sup>3</sup> / <sub>4</sub>	86	88-87 <sup>3</sup> / <sub>4</sub>	-1,022	+3
Oct. 26	11,723	58,746	87 <sup>1</sup> / <sub>4</sub>	87 <sup>3</sup> / <sub>4</sub>	85 <sup>3</sup> / <sub>4</sub>	85 <sup>3</sup> / <sub>4</sub> - <sup>3</sup> / <sub>4</sub>	-955	-2 <sup>1</sup> / <sub>2</sub>
Oct. 27	11,858	58,113	86 <sup>1</sup> / <sub>2</sub> -85	89 <sup>1</sup> / <sub>4</sub>	85	89 <sup>1</sup> / <sub>4</sub> -89	-633	+3 <sup>1</sup> / <sub>2</sub>
Oct. 28	10,821	57,707	88-87 <sup>1</sup> / <sub>2</sub>	88 <sup>3</sup> / <sub>4</sub>	86 <sup>3</sup> / <sub>4</sub>	88 <sup>1</sup> / <sub>2</sub> - <sup>1</sup> / <sub>2</sub>	-406	- <sup>3</sup> / <sub>8</sub>
Oct. 30	12,078	57,327	89 <sup>1</sup> / <sub>2</sub> -87	90 <sup>1</sup> / <sub>2</sub>	87 <sup>1</sup> / <sub>2</sub>	89 <sup>1</sup> / <sub>2</sub> - <sup>1</sup> / <sub>2</sub>	-390	.....
Oct. 31	9,656	56,209	87 <sup>1</sup> / <sub>2</sub> -87	89	86 <sup>3</sup> / <sub>4</sub>	86-85 <sup>3</sup> / <sub>4</sub>	-1,118	-2 <sup>3</sup> / <sub>8</sub>
Nov. 1	8,927	55,245	86 <sup>1</sup> / <sub>2</sub> - <sup>3</sup> / <sub>4</sub>	87 <sup>1</sup> / <sub>2</sub>	81 <sup>3</sup> / <sub>4</sub>	83 <sup>1</sup> / <sub>4</sub> -83	-964	-2 <sup>1</sup> / <sub>2</sub>
Nov. 2	5,129	54,714	84 <sup>3</sup> / <sub>4</sub> -85	86 <sup>3</sup> / <sub>4</sub>	83 <sup>3</sup> / <sub>4</sub>	85 <sup>1</sup> / <sub>2</sub> - <sup>3</sup> / <sub>4</sub>	-531	+2 <sup>3</sup> / <sub>8</sub>
Nov. 3	5,710	53,001	86 <sup>1</sup> / <sub>2</sub> - <sup>3</sup> / <sub>4</sub>	87 <sup>1</sup> / <sub>2</sub>	85 <sup>3</sup> / <sub>4</sub>	87 <sup>1</sup> / <sub>2</sub> - <sup>1</sup> / <sub>2</sub>	-1,713	+1 <sup>1</sup> / <sub>2</sub>
Nov. 4	4,011	51,074	85 <sup>1</sup> / <sub>2</sub> -86	88 <sup>3</sup> / <sub>4</sub>	85 <sup>3</sup> / <sub>4</sub>	87 <sup>1</sup> / <sub>2</sub> -87	-1,927	- <sup>1</sup> / <sub>2</sub>
Nov. 6	3,607	50,503	86 <sup>1</sup> / <sub>2</sub> - <sup>1</sup> / <sub>4</sub>	87 <sup>3</sup> / <sub>4</sub>	86 <sup>1</sup> / <sub>2</sub>	85 <sup>3</sup> / <sub>4</sub> - <sup>3</sup> / <sub>4</sub>	-671	-1 <sup>3</sup> / <sub>8</sub>
Nov. 7	1,730	50,324	85 <sup>1</sup> / <sub>2</sub>	86 <sup>3</sup> / <sub>4</sub>	84 <sup>3</sup> / <sub>4</sub>	86 <sup>3</sup> / <sub>4</sub> - <sup>1</sup> / <sub>4</sub>	-179	+ <sup>1</sup> / <sub>2</sub>
Nov. 8	6,063	49,389	86 <sup>1</sup> / <sub>2</sub>	89 <sup>1</sup> / <sub>2</sub>	86 <sup>1</sup> / <sub>2</sub>	88 <sup>3</sup> / <sub>4</sub> - <sup>1</sup> / <sub>4</sub>	-636	+2
Nov. 9	8,018	46,658	89 <sup>3</sup> / <sub>4</sub> - <sup>3</sup> / <sub>4</sub>	92	89 <sup>3</sup> / <sub>4</sub>	91 <sup>1</sup> / <sub>2</sub> - <sup>3</sup> / <sub>4</sub>	-2,731	+3 <sup>3</sup> / <sub>8</sub>
Nov. 10	5,060	46,200	91-90 <sup>3</sup> / <sub>4</sub>	91 <sup>1</sup> / <sub>2</sub>	89 <sup>1</sup> / <sub>2</sub>	89 <sup>3</sup> / <sub>4</sub> - <sup>3</sup> / <sub>4</sub>	-1,458	-2
Nov. 13	4,602	43,550	91-91 <sup>1</sup> / <sub>2</sub>	92 <sup>1</sup> / <sub>2</sub>	90 <sup>3</sup> / <sub>4</sub>	91 <sup>1</sup> / <sub>2</sub> - <sup>1</sup> / <sub>4</sub>	-1,650	+1 <sup>1</sup> / <sub>2</sub>
Nov. 14	5,369	41,789	91 <sup>3</sup> / <sub>4</sub> -92	93 <sup>1</sup> / <sub>2</sub>	91 <sup>1</sup> / <sub>2</sub>	91 <sup>1</sup> / <sub>2</sub> - <sup>1</sup> / <sub>2</sub>	-1,761	.....
Nov. 15	4,762	40,161	90 <sup>1</sup> / <sub>2</sub> - <sup>3</sup> / <sub>4</sub>	91 <sup>1</sup> / <sub>2</sub>	88 <sup>1</sup> / <sub>2</sub>	89 <sup>1</sup> / <sub>2</sub> - <sup>1</sup> / <sub>4</sub>	-1,628	-2
Nov. 16	3,450	39,170	89 <sup>1</sup> / <sub>2</sub> - <sup>3</sup> / <sub>4</sub>	91 <sup>1</sup> / <sub>2</sub>	88	91 <sup>1</sup> / <sub>2</sub> -91	-991	+1 <sup>1</sup> / <sub>2</sub>
Nov. 17	3,015	37,950	90 <sup>1</sup> / <sub>2</sub> - <sup>3</sup> / <sub>4</sub>	91 <sup>1</sup> / <sub>2</sub>	89 <sup>1</sup> / <sub>2</sub>	89 <sup>1</sup> / <sub>2</sub> - <sup>1</sup> / <sub>4</sub>	-1,220	-1 <sup>3</sup> / <sub>8</sub>
Nov. 18	3,039	36,945	89 <sup>1</sup> / <sub>2</sub> -88 <sup>3</sup> / <sub>4</sub>	89 <sup>3</sup> / <sub>4</sub>	86 <sup>3</sup> / <sub>4</sub>	86 <sup>3</sup> / <sub>4</sub> - <sup>3</sup> / <sub>4</sub>	-1,005	-2 <sup>1</sup> / <sub>2</sub>
Nov. 20	2,670	36,070	88	89 <sup>3</sup> / <sub>4</sub>	85 <sup>3</sup> / <sub>4</sub>	89	-876	+2 <sup>1</sup> / <sub>2</sub>
Nov. 21	2,271	34,962	89-88 <sup>3</sup> / <sub>4</sub>	89 <sup>3</sup> / <sub>4</sub>	87 <sup>3</sup> / <sub>4</sub>	89-88 <sup>3</sup> / <sub>4</sub>	-1,108	.....
Nov. 22	2,641	33,900	87 <sup>3</sup> / <sub>4</sub> - <sup>1</sup> / <sub>2</sub>	88 <sup>1</sup> / <sub>2</sub>	86 <sup>3</sup> / <sub>4</sub>	87 <sup>3</sup> / <sub>4</sub> - <sup>3</sup> / <sub>4</sub>	-1,092	-1 <sup>1</sup> / <sub>2</sub>
Nov. 23	3,643	31,962	86 <sup>3</sup> / <sub>4</sub> - <sup>1</sup> / <sub>2</sub>	86 <sup>3</sup> / <sub>4</sub>	83 <sup>3</sup> / <sub>4</sub>	84 <sup>3</sup> / <sub>4</sub> -84	-1,968	-3 <sup>1</sup> / <sub>2</sub>
Nov. 24	4,536	29,238	84 <sup>1</sup> / <sub>2</sub> - <sup>1</sup> / <sub>2</sub>	85 <sup>3</sup> / <sub>4</sub>	83	85 <sup>1</sup> / <sub>2</sub>	-2,764	+1 <sup>1</sup> / <sub>2</sub>
Nov. 25	3,234	27,471	84 <sup>1</sup> / <sub>2</sub> - <sup>3</sup> / <sub>4</sub>	84 <sup>3</sup> / <sub>4</sub>	82 <sup>3</sup> / <sub>4</sub>	82 <sup>3</sup> / <sub>4</sub>	-1,767	-2 <sup>1</sup> / <sub>2</sub>
Nov. 27	7,340	22,396	81 <sup>1</sup> / <sub>2</sub> - <sup>1</sup> / <sub>2</sub>	83 <sup>1</sup> / <sub>2</sub>	80 <sup>3</sup> / <sub>4</sub>	81 <sup>3</sup> / <sub>4</sub> - <sup>1</sup> / <sub>2</sub>	-5,132	- <sup>1</sup> / <sub>2</sub>
Nov. 28	7,371	16,463	82 <sup>1</sup> / <sub>2</sub> - <sup>1</sup> / <sub>4</sub>	83 <sup>1</sup> / <sub>2</sub>	81 <sup>3</sup> / <sub>4</sub>	82-82 <sup>1</sup> / <sub>2</sub>	-6,132	+ <sup>1</sup> / <sub>2</sub>
Nov. 29	10,850	9,490	83 <sup>1</sup> / <sub>2</sub> - <sup>1</sup> / <sub>4</sub>	84	83	83 <sup>3</sup> / <sub>4</sub> - <sup>3</sup> / <sub>4</sub>	-7,003	+1 <sup>1</sup> / <sub>2</sub>
Dec. 1	2,885	7,794	83 <sup>3</sup> / <sub>4</sub>	84 <sup>1</sup> / <sub>2</sub>	82 <sup>3</sup> / <sub>4</sub>	83-82 <sup>3</sup> / <sub>4</sub>	-1,666	- <sup>1</sup> / <sub>2</sub>
Dec. 2	1,050	7,053	82 <sup>1</sup> / <sub>2</sub> -82	82 <sup>1</sup> / <sub>2</sub>	80 <sup>3</sup> / <sub>4</sub>	81 <sup>3</sup> / <sub>4</sub> - <sup>1</sup> / <sub>4</sub>	-741	- <sup>1</sup> / <sub>2</sub>
Dec. 4	1,060	6,044	81	81 <sup>3</sup> / <sub>4</sub>	80 <sup>1</sup> / <sub>2</sub>	81 <sup>1</sup> / <sub>2</sub>	-409	.....
Dec. 5	1,214	6,097	81 <sup>1</sup> / <sub>2</sub>	84 <sup>1</sup> / <sub>2</sub>	81 <sup>1</sup> / <sub>2</sub>	84 <sup>1</sup> / <sub>2</sub>	-547	+2 <sup>1</sup> / <sub>2</sub>
Dec. 6	1,260	5,125	84 <sup>1</sup> / <sub>2</sub> - <sup>3</sup> / <sub>4</sub>	85 <sup>1</sup> / <sub>2</sub>	83 <sup>3</sup> / <sub>4</sub>	84 <sup>1</sup> / <sub>2</sub>	-972	.....
Dec. 7	479	4,770	83 <sup>3</sup> / <sub>4</sub>	84 <sup>1</sup> / <sub>2</sub>	83 <sup>3</sup> / <sub>4</sub>	84 <sup>1</sup> / <sub>2</sub>	-355	+ <sup>1</sup> / <sub>2</sub>
Dec. 8	621	4,351	84 <sup>3</sup> / <sub>4</sub> - <sup>1</sup> / <sub>4</sub>	84 <sup>1</sup> / <sub>2</sub>	82 <sup>3</sup> / <sub>4</sub>	82 <sup>1</sup> / <sub>2</sub>	-419	-1 <sup>3</sup> / <sub>8</sub>
Dec. 9	512	4,008	82 <sup>3</sup> / <sub>4</sub>	85 <sup>1</sup> / <sub>2</sub>	82 <sup>3</sup> / <sub>4</sub>	85 <sup>1</sup> / <sub>2</sub>	-253	+2 <sup>3</sup> / <sub>8</sub>
Dec. 11	473	3,899	85 <sup>3</sup> / <sub>4</sub>	86 <sup>3</sup> / <sub>4</sub>	85 <sup>1</sup> / <sub>2</sub>	85 <sup>3</sup> / <sub>4</sub>	-199	+ <sup>1</sup> / <sub>2</sub>
Dec. 12	1,127	3,295	85 <sup>1</sup> / <sub>2</sub>	86 <sup>1</sup> / <sub>2</sub>	85	85 <sup>1</sup> / <sub>2</sub>	-604	+ <sup>1</sup> / <sub>2</sub>
Dec. 13	1,412	2,355	85 <sup>3</sup> / <sub>4</sub>	85 <sup>3</sup> / <sub>4</sub>	82 <sup>3</sup> / <sub>4</sub>	83 <sup>3</sup> / <sub>4</sub>	-940	-2 <sup>1</sup> / <sub>2</sub>
Dec. 14	844	1,746	83 <sup>1</sup> / <sub>2</sub>	83 <sup>3</sup> / <sub>4</sub>	81 <sup>3</sup> / <sub>4</sub>	81 <sup>3</sup> / <sub>4</sub>	-600	-1 <sup>1</sup> / <sub>2</sub>
Dec. 15	330	1,575	82 <sup>1</sup> / <sub>2</sub>	83	81 <sup>3</sup> / <sub>4</sub>	83	-171	+1 <sup>1</sup> / <sub>2</sub>
Dec. 16	294	1,330	82 <sup>3</sup> / <sub>4</sub> - <sup>1</sup> / <sub>4</sub>	83 <sup>3</sup> / <sub>4</sub>	81 <sup>3</sup> / <sub>4</sub>	83 <sup>1</sup> / <sub>4</sub>	-245	+ <sup>1</sup> / <sub>2</sub>
Dec. 18	260	1,102	82 <sup>3</sup> / <sub>4</sub> - <sup>1</sup> / <sub>8</sub>	83 <sup>3</sup> / <sub>4</sub>	82 <sup>3</sup> / <sub>4</sub>	82 <sup>3</sup> / <sub>4</sub> <sup>a</sup>	-228	- <sup>1</sup> / <sub>2</sub>
Dec. 19	356	940	82 <sup>3</sup> / <sub>4</sub>	82 <sup>3</sup> / <sub>4</sub>	81 <sup>3</sup> / <sub>4</sub>	81 <sup>3</sup> / <sub>4</sub>	-462	- <sup>1</sup> / <sub>2</sub>
Dec. 20	367	777	81-81 <sup>1</sup> / <sub>4</sub>	82 <sup>3</sup> / <sub>4</sub>	79 <sup>1</sup> / <sub>4</sub>	79 <sup>1</sup> / <sub>4</sub>	-163	-2 <sup>3</sup> / <sub>8</sub>

<sup>a</sup> See text for explanation.

TABLE 34.—Daily volume of trading, open commitments, opening, high, low, and closing prices per bushel of December wheat futures on the Chicago Board of Trade, Apr. 22, 1933, to Dec. 31, 1935—Continued

1933 DECEMBER FUTURE—Continued

Date	Volume of trading	Open commitments	Opening price	Range in price		Closing price	Net change from previous day	
				High	Low		Open commitments	Closing price
1933	1,000 bushels	1,000 bushels	Cents	Cents	Cents	Cents	1,000 bushels	Cents
Dec. 21	413	755	78 $\frac{3}{4}$ - $\frac{1}{2}$	79 $\frac{5}{8}$	77 $\frac{3}{8}$	78 $\frac{1}{4}$	-22	-1
Dec. 22	326	534	81 $\frac{3}{4}$	81 $\frac{3}{4}$	79 $\frac{3}{8}$	81 $\frac{3}{8}$	-221	+3 $\frac{3}{8}$
Dec. 25	112	457	81 $\frac{3}{4}$	81 $\frac{3}{4}$	81 $\frac{1}{2}$	81 $\frac{1}{2}$	-77	+ $\frac{1}{8}$
Dec. 27	192	432	81 $\frac{3}{4}$	83 $\frac{3}{4}$	81 $\frac{1}{4}$	83 $\frac{1}{2}$	-25	+2
Dec. 28	177	328	83 $\frac{3}{8}$	84	83	83 $\frac{1}{2}$	-104	
Dec. 29	211	268	82 $\frac{3}{4}$	82 $\frac{3}{4}$	80 $\frac{3}{8}$	81 $\frac{1}{4}$ -80 $\frac{3}{8}$	-70	-2 $\frac{1}{2}$
Dec. 30	377		81 $\frac{1}{4}$	82 $\frac{1}{4}$	81 $\frac{1}{4}$	82 $\frac{1}{4}$	-258	+1 $\frac{1}{4}$

1934 DECEMBER FUTURE

1934								
Feb. 5	20	20		97	97		+20	
Feb. 6		20						
Feb. 7		20						
Feb. 8	20			92 $\frac{3}{4}$	92 $\frac{3}{4}$		-20	
Feb. 9								
Feb. 10								
Feb. 13								
Feb. 14								
Feb. 15								
Feb. 16								
Feb. 17	5	5	93 $\frac{3}{8}$	93 $\frac{3}{8}$	93 $\frac{3}{8}$		+5	
Feb. 19		5						
Feb. 20		5						
Feb. 21		5						
Feb. 23		5						
Feb. 24		5						
Feb. 25		5						
Feb. 27		5						
Feb. 28		5						
Mar. 1		5						
Mar. 2		5						
Mar. 3		5						
Mar. 5		5						
Mar. 6		5						
Mar. 7		5						
Mar. 8		5						
Mar. 9		5						
Mar. 10		5						
Mar. 12		5						
Mar. 13		5						
Mar. 14		5						
Mar. 15		5						
Mar. 16		5						
Mar. 17		5						
Mar. 19		5						
Mar. 20		5						
Mar. 21		5						
Mar. 22		5						
Mar. 23		5						
Mar. 24		5						
Mar. 26		5						
Mar. 27		5						
Mar. 28		5						
Mar. 29		5						
Mar. 30		5						
Mar. 31		5						
Apr. 2		5						
Apr. 3		5						
Apr. 4		5						
Apr. 5		5						
Apr. 6		5						
Apr. 7		5						
Apr. 9		5						
Apr. 10		5						
Apr. 11		5						
Apr. 12		5						
Apr. 13		5						

TABLE 34.—Daily volume of trading, open commitments, opening, high, low, and closing prices per bushel of December wheat futures on the Chicago Board of Trade, Apr. 22, 1933, to Dec. 31, 1935—Continued

1934 DECEMBER FUTURE—Continued

Date	Volume of trading	Open commitments	Opening price	Range in price		Closing price	Net change from previous day	
				High	Low		Open commitments	Closing price
1934	1,000 bushels	1,000 bushels	Cents	Cents	Cents	Cents	1,000 bushels	Cents
Apr. 14		5						
Apr. 16		5						
Apr. 17		5						
Apr. 18		5						
Apr. 19		5						
Apr. 20		5						
Apr. 21		5						
Apr. 23		5						
Apr. 24		5						
Apr. 25		5						
Apr. 26		5						
Apr. 27		5						
Apr. 28	25	30	82¼	82¼	82¼		+25	
Apr. 30		30						
May 1	11	41	83½	83½	83½		+11	
May 2		41						
May 3		41						
May 4		41						
May 5		41						
May 7		41						
May 8	10	46		85¼	85¼		+6	
May 9		46						
May 10	45	81		91¾	90¾	91¾b	+35	
May 11	135	141		93½	91		+60	
May 12	55	141	89¼	90	89¼			
May 14	10	141	87¼	87¼	87¼			
May 15		141						
May 16	5	141		91¾	91¾			
May 17		141						
May 18		141						
May 19		141						
May 21		141						
May 22		141						
May 23		141						
May 24		141						
May 25		141						
May 26		141						
May 28	5	141		98	98			
May 29	70	211		101	100½	101	+70	
May 31	170	341	99½	105¼	99½		+130	
June 1	1,824	1,233	107-107¼	109½	103¾	104½-½	+802	
June 2	1,911	2,021	105½-104½	105½	100	100¾-101	+788	-3%
June 4	2,627	2,909	100¾-½	100¾	98¾	99¼-½	+888	-1%
June 5	2,751	3,588	98-97¾	103¾	97%	103½-103	+679	+3%
June 6	2,938	4,049	103½-¼	104	101¼	101½-¼	+461	-1%
June 7	2,940	4,937	100-99¼	101	99½	100¼-100	+888	-1%
June 8	2,137	5,221	100-100¾	101¾	99¾	100¼-½	+244	+%
June 9	2,902	6,102	104½-105	105	101	101¼	+881	+%
June 11	2,719	6,636	101¼	102	100½	1007½-101	+534	-½
June 12	2,100	7,154	100¾-½	102¾	100½	101¾	+518	+%
June 13	3,867	8,207	101½-102	102¾	98¾	98½-¾	+1,053	-2%
June 14	6,395	9,021	98¼-98	98¼	95¾	96¾	+814	-2%
June 15	4,216	9,861	96¾-½	97¾	95¾	96¾-½	+840	+%
June 16	2,575	10,083	97-97½	97½	95¾	957½-¾	+222	-1
June 18	3,938	10,580	95¾-½	96¾	95	96¼	+497	+½
June 19	2,707	10,954	96¾-½	96¾	95¾	96½-¾	+374	+½
June 20	5,124	11,826	96¼-½	99¼	93¾	93¾-½	+872	-2%
June 21	9,469	13,108	93¾-94	94¼	91¼	91¾-¼	+1,282	+%
June 22	7,133	14,471	91¾-½	92¾	90¾	917½-92	+1,363	+%
June 23	6,245	15,255	92½-½	94¾	92½	94¾-½	+784	+2%
June 25	6,140	16,283	94¾-½	94¾	92½	92¾-½	+1,028	+½
June 26	7,324	17,577	92¼-92	91¾	91¾	917½-92	+1,294	-½
June 27	7,913	18,095	92¼-¾	92¾	91¼	917½-92	+1,118	-½
June 28	7,159	19,036	92½-¾	94¼	92½	937½-¾	+1,211	-½
June 29	7,754	21,731	94¾-½	94¾	92¼	92¼-½	+1,736	-½
June 30	4,732	23,300	92½-¾	92½	91¾	917½-¾	+1,569	-½

WHEAT FUTURES

TABLE 34.—Daily volume of trading, open commitments, opening, high, low, and closing prices per bushel of December wheat futures on the Chicago Board of Trade, Apr. 22, 1933, to Dec. 31, 1935—Continued

1934 DECEMBER FUTURE (OLD STYLE)

Date	Volume of trading	Open commitments	Opening price	Range in price		Closing price	Net change from previous day	
				High	Low		Open commitments	Closing price
1934	1,000 bushels	1,000 bushels	Cents	Cents	Cents	Cents	1,000 bushels	Cents
July 2.....	6,024	23,795	91 $\frac{3}{4}$ - $\frac{5}{8}$	91 $\frac{3}{4}$	89 $\frac{3}{4}$	89 $\frac{3}{4}$ - $\frac{1}{2}$	+495	-2 $\frac{1}{4}$
July 3.....	3,392	24,350	90 $\frac{1}{4}$ -90	91 $\frac{1}{8}$	90	90 $\frac{1}{4}$ - $\frac{1}{8}$	+655	- $\frac{3}{4}$
July 5.....	3,667	24,957	91 $\frac{3}{4}$ -92	92	90 $\frac{3}{4}$	91 $\frac{1}{2}$ - $\frac{5}{8}$	+607	+1 $\frac{1}{4}$
July 6.....	2,480	24,880	91-90 $\frac{7}{8}$	91 $\frac{3}{4}$	90 $\frac{3}{4}$	91 $\frac{1}{4}$ - $\frac{1}{8}$	-77	- $\frac{5}{8}$
July 7.....	1,827	25,307	91-91 $\frac{1}{8}$	91 $\frac{5}{8}$	90 $\frac{3}{4}$	90 $\frac{3}{4}$ - $\frac{1}{2}$	+423	- $\frac{5}{8}$
July 9.....	3,139	25,745	90 $\frac{5}{8}$ - $\frac{1}{2}$	90 $\frac{5}{8}$	89	89-89 $\frac{1}{4}$	+438	-1 $\frac{1}{2}$
July 10.....	2,415	26,132	89 $\frac{1}{4}$ - $\frac{1}{2}$	90 $\frac{1}{2}$	89 $\frac{1}{8}$	90-89 $\frac{1}{8}$	+387	+ $\frac{1}{8}$
July 11.....	3,616	26,457	94 $\frac{1}{4}$ -95	95	94 $\frac{1}{4}$	95b	+325	+5
July 12.....	6,303	26,001	98-96 $\frac{1}{2}$	98	95 $\frac{3}{4}$	96 $\frac{1}{4}$ - $\frac{1}{8}$	+444	+1 $\frac{1}{4}$
July 13.....	5,740	26,901	96 $\frac{3}{4}$ -96	100	95 $\frac{1}{2}$	96 $\frac{3}{4}$ - $\frac{5}{8}$	-----	+3 $\frac{1}{4}$
July 14.....	4,194	26,890	99 $\frac{1}{2}$ -99	101 $\frac{1}{2}$	99	100 $\frac{1}{8}$ - $\frac{3}{8}$	-2	- $\frac{1}{4}$
July 16.....	5,535	27,161	103 $\frac{3}{4}$ - $\frac{1}{8}$	101 $\frac{1}{2}$	99 $\frac{3}{8}$	100-99 $\frac{3}{8}$	+262	- $\frac{1}{4}$
July 17.....	6,182	27,359	100-99 $\frac{3}{4}$	103	99 $\frac{3}{8}$	101 $\frac{1}{4}$ - $\frac{1}{8}$	+198	+1 $\frac{1}{4}$
July 18.....	3,833	27,346	102-102 $\frac{1}{2}$	102 $\frac{3}{4}$	101	101 $\frac{5}{8}$ - $\frac{1}{2}$	-13	+ $\frac{1}{4}$
July 19.....	3,998	26,062	102-102 $\frac{1}{2}$	103 $\frac{1}{2}$	101 $\frac{1}{2}$	102 $\frac{3}{4}$ - $\frac{3}{4}$	-1,284	+1
July 20.....	6,674	24,838	103 $\frac{3}{4}$ -104	104	99 $\frac{3}{8}$	101 $\frac{1}{8}$ -100 $\frac{3}{4}$	-1,224	-1 $\frac{1}{4}$
July 21.....	1,908	24,447	101 $\frac{1}{4}$ -101	102 $\frac{1}{4}$	100 $\frac{3}{4}$	102 $\frac{1}{4}$ -102	-301	+1
July 23.....	2,483	23,816	103-103 $\frac{1}{4}$	103 $\frac{1}{2}$	101 $\frac{1}{2}$	101 $\frac{1}{2}$ - $\frac{5}{8}$	-631	-1 $\frac{1}{4}$
July 24.....	3,270	23,681	101-100 $\frac{3}{4}$	101 $\frac{1}{4}$	99	99 $\frac{3}{8}$ - $\frac{1}{4}$	-135	-2 $\frac{1}{4}$
July 25.....	2,615	22,742	99-99 $\frac{1}{2}$	101 $\frac{1}{4}$	99	101 $\frac{1}{8}$ -100 $\frac{3}{4}$	-939	+1 $\frac{1}{4}$
July 26.....	3,838	22,055	100 $\frac{3}{4}$ - $\frac{1}{2}$	101 $\frac{3}{4}$	98 $\frac{1}{2}$	99 $\frac{1}{4}$ - $\frac{3}{8}$	-687	-1 $\frac{1}{4}$
July 27.....	1,491	21,262	100 $\frac{5}{8}$ -101 $\frac{1}{4}$	101 $\frac{1}{4}$	99 $\frac{3}{4}$	100-100 $\frac{1}{4}$	-793	+ $\frac{1}{8}$
July 28.....	1,698	20,967	101	103	101	102 $\frac{1}{2}$ -103	-295	+2 $\frac{1}{8}$
July 30.....	2,012	19,825	103 $\frac{1}{4}$ - $\frac{1}{2}$	104 $\frac{1}{2}$	102 $\frac{1}{4}$	103 $\frac{1}{4}$ -104	-1,142	+1
July 31.....	1,582	19,480	103 $\frac{1}{4}$ -104	104	102 $\frac{1}{2}$	102 $\frac{1}{2}$ - $\frac{1}{2}$	-345	-1 $\frac{1}{2}$
Aug. 1.....	2,549	18,573	103 $\frac{1}{4}$ - $\frac{1}{2}$	105 $\frac{5}{8}$	103 $\frac{3}{4}$	105-104 $\frac{1}{8}$	-907	+2 $\frac{1}{2}$
Aug. 2.....	2,826	17,615	105 $\frac{5}{8}$ - $\frac{1}{2}$	106 $\frac{1}{8}$	104 $\frac{3}{8}$	105 $\frac{1}{8}$ -105	-1,058	-----
Aug. 3.....	1,546	18,846	105-105 $\frac{1}{8}$	105 $\frac{5}{8}$	104 $\frac{1}{2}$	104 $\frac{1}{2}$ - $\frac{3}{4}$	-869	- $\frac{1}{4}$
Aug. 4.....	1,659	18,377	105 $\frac{5}{8}$ - $\frac{3}{8}$	107 $\frac{1}{8}$	105 $\frac{5}{8}$	106 $\frac{3}{8}$ - $\frac{3}{4}$	-469	+2
Aug. 6.....	1,982	18,226	106 $\frac{1}{2}$ -107 $\frac{1}{8}$	110 $\frac{3}{4}$	106 $\frac{1}{4}$	110 $\frac{1}{8}$ - $\frac{3}{8}$	-151	+3 $\frac{1}{2}$
Aug. 7.....	2,228	15,712	110 $\frac{7}{8}$ -111 $\frac{1}{4}$	111 $\frac{1}{2}$	108 $\frac{1}{8}$	110 $\frac{7}{8}$ - $\frac{3}{4}$	-514	+ $\frac{1}{2}$
Aug. 8.....	1,592	15,018	110 $\frac{3}{4}$ - $\frac{1}{4}$	112 $\frac{1}{4}$	109 $\frac{3}{8}$	111 $\frac{3}{8}$	-694	+1
Aug. 9.....	1,280	14,455	111 $\frac{3}{8}$ -112	113 $\frac{3}{8}$	110 $\frac{1}{2}$	113 $\frac{1}{4}$ - $\frac{3}{8}$	-563	+1 $\frac{1}{2}$
Aug. 10.....	1,211	13,815	112 $\frac{3}{8}$	113 $\frac{3}{4}$	111 $\frac{3}{4}$	112 $\frac{3}{8}$ -111 $\frac{1}{2}$	-640	-1 $\frac{1}{4}$
Aug. 11.....	1,641	13,233	107	109	107	107a	-682	-5
Aug. 13.....	1,607	12,875	106 $\frac{1}{4}$ -106 $\frac{3}{4}$	107 $\frac{3}{4}$	105	106 $\frac{1}{2}$ - $\frac{5}{8}$	-358	- $\frac{1}{4}$
Aug. 14.....	825	12,227	107 $\frac{1}{4}$ - $\frac{3}{4}$	107 $\frac{3}{4}$	104 $\frac{3}{4}$	104 $\frac{1}{2}$ - $\frac{3}{4}$	-648	-2
Aug. 15.....	1,265	11,992	104-103 $\frac{3}{8}$	104 $\frac{1}{4}$	102 $\frac{1}{2}$	103 $\frac{3}{8}$	-235	-1 $\frac{1}{2}$
Aug. 16.....	743	11,224	105 $\frac{1}{4}$	105 $\frac{1}{2}$	103 $\frac{1}{2}$	103 $\frac{1}{2}$	-768	+ $\frac{1}{4}$
Aug. 17.....	972	10,963	103 $\frac{1}{4}$	104 $\frac{3}{8}$	102 $\frac{1}{2}$	103 $\frac{1}{4}$ - $\frac{3}{8}$	-261	- $\frac{5}{8}$
Aug. 18.....	450	10,751	103 $\frac{3}{8}$	105	103 $\frac{3}{8}$	104 $\frac{5}{8}$ - $\frac{3}{4}$	-212	+1 $\frac{1}{2}$
Aug. 20.....	505	10,070	105	105 $\frac{1}{4}$	104 $\frac{3}{4}$	104 $\frac{1}{2}$ -105	-681	+ $\frac{1}{4}$
Aug. 21.....	435	9,766	105 $\frac{1}{4}$	106 $\frac{1}{4}$	105 $\frac{3}{4}$	105 $\frac{1}{2}$ -106	-314	+1
Aug. 22.....	724	9,450	106 $\frac{1}{8}$	106 $\frac{3}{4}$	105 $\frac{5}{8}$	105 $\frac{1}{2}$ - $\frac{1}{4}$	-306	- $\frac{1}{4}$
Aug. 24.....	404	9,336	104 $\frac{1}{8}$	105 $\frac{1}{4}$	104	104 $\frac{1}{4}$	-114	-1
Aug. 25.....	217	8,947	104	104 $\frac{1}{2}$	104	104 $\frac{1}{2}$	-389	+ $\frac{5}{8}$
Aug. 27.....	175	8,872	104 $\frac{3}{4}$	105 $\frac{1}{4}$	104 $\frac{3}{4}$	105 $\frac{1}{2}$ -105	-75	+ $\frac{1}{8}$
Aug. 28.....	380	8,551	104 $\frac{3}{8}$	104 $\frac{5}{8}$	103	103 $\frac{1}{4}$ -103	-321	-1 $\frac{1}{8}$
Aug. 29.....	541	8,363	102 $\frac{5}{8}$ - $\frac{3}{8}$	102 $\frac{1}{2}$	102 $\frac{1}{4}$	102 $\frac{3}{4}$ - $\frac{1}{8}$	-188	- $\frac{3}{8}$
Aug. 30.....	182	8,299	103 $\frac{1}{4}$	104 $\frac{5}{8}$	103 $\frac{1}{4}$	103 $\frac{1}{4}$	-64	+1 $\frac{1}{2}$
Aug. 31.....	806	7,988	103 $\frac{1}{4}$	104	103 $\frac{1}{2}$	104	-611	+ $\frac{1}{8}$
Sept. 1.....	327	7,482	104	104 $\frac{1}{2}$	103 $\frac{1}{2}$	103 $\frac{1}{2}$	-206	- $\frac{1}{2}$
Sept. 4.....	144	7,456	103 $\frac{1}{4}$ - $\frac{5}{8}$	103 $\frac{3}{8}$	103 $\frac{1}{2}$	103 $\frac{1}{2}$	-26	-----
Sept. 5.....	268	7,387	102	104	102	103 $\frac{3}{8}$ - $\frac{3}{4}$	-69	+ $\frac{1}{4}$
Sept. 6.....	334	7,208	104	106 $\frac{1}{8}$	104	106 $\frac{1}{8}$	-179	+2 $\frac{1}{2}$
Sept. 7.....	526	7,095	100 $\frac{1}{4}$	107 $\frac{1}{2}$	106 $\frac{1}{4}$	106 $\frac{1}{8}$	-113	+ $\frac{3}{4}$
Sept. 8.....	435	7,012	107	107 $\frac{3}{4}$	106	107 $\frac{1}{4}$	-83	+ $\frac{1}{2}$
Sept. 10.....	173	6,879	107 $\frac{3}{8}$	108 $\frac{1}{4}$	107	107 $\frac{1}{4}$	-133	- $\frac{1}{2}$
Sept. 11.....	201	6,822	107 $\frac{3}{8}$	107 $\frac{3}{8}$	106 $\frac{3}{8}$	106 $\frac{3}{8}$	-257	- $\frac{5}{8}$
Sept. 12.....	258	6,567	106 $\frac{3}{8}$	107 $\frac{3}{8}$	106 $\frac{1}{2}$	107 $\frac{1}{2}$	-55	+ $\frac{1}{8}$
Sept. 13.....	144	6,495	107 $\frac{1}{4}$	107 $\frac{1}{2}$	106 $\frac{1}{2}$	106 $\frac{1}{2}$	-72	-1 $\frac{1}{8}$
Sept. 14.....	496	6,228	100	106 $\frac{1}{4}$	105 $\frac{1}{4}$	106 $\frac{1}{2}$	-267	-----
Sept. 15.....	344	6,128	105 $\frac{5}{8}$	105 $\frac{5}{8}$	103 $\frac{3}{4}$	103 $\frac{3}{4}$	-100	-2 $\frac{3}{8}$
Sept. 17.....	208	6,003	103 $\frac{1}{4}$	104 $\frac{1}{2}$	103 $\frac{1}{4}$	103 $\frac{3}{4}$ - $\frac{5}{8}$	-125	-----
Sept. 18.....	184	5,926	103 $\frac{3}{4}$	105 $\frac{1}{8}$	103 $\frac{1}{2}$	104 $\frac{1}{8}$	-77	+1 $\frac{1}{8}$
Sept. 19.....	128	5,863	104 $\frac{3}{4}$	105	103 $\frac{1}{2}$	104 $\frac{1}{8}$	-63	- $\frac{3}{4}$
Sept. 19.....	178	5,815	103 $\frac{3}{8}$	104	102 $\frac{1}{2}$	103 $\frac{3}{8}$	-48	-1

TABLE 34.—Daily volume of trading, open commitments, opening, high, low, and closing prices per bushel of December wheat futures on the Chicago Board of Trade, Apr. 22, 1933, to Dec. 31, 1935—Continued

1934 DECEMBER FUTURE (OLD STYLE)—Continued

Date	Volume of trading	Open commitments	Opening price	Range in price		Closing price	Net change from previous day	
				High	Low		Open commitments	Closing price
1934	1,000 bushels	1,000 bushels	Cents	Cents	Cents	Cents	1,000 bushels	Cents
Sept. 20	154	5,721	103 <sup>5</sup> / <sub>8</sub> - <sup>3</sup> / <sub>4</sub>	104 <sup>1</sup> / <sub>2</sub>	103 <sup>5</sup> / <sub>8</sub>	104 <sup>1</sup> / <sub>8</sub>	-94	+1
Sept. 21	282	5,255	104	104 <sup>1</sup> / <sub>4</sub>	103 <sup>1</sup> / <sub>4</sub>	104	-466	- <sup>1</sup> / <sub>8</sub>
Sept. 22	49	5,183	104 <sup>1</sup> / <sub>4</sub>	104 <sup>3</sup> / <sub>8</sub>	104	104	-72	.....
Sept. 24	88	5,133	104 <sup>3</sup> / <sub>8</sub>	104 <sup>3</sup> / <sub>8</sub>	103 <sup>1</sup> / <sub>4</sub>	103 <sup>1</sup> / <sub>4</sub>	-50	- <sup>1</sup> / <sub>2</sub>
Sept. 25	237	5,068	102	104 <sup>1</sup> / <sub>8</sub>	101 <sup>5</sup> / <sub>8</sub>	104 <sup>1</sup> / <sub>8</sub>	-65	+ <sup>1</sup> / <sub>8</sub>
Sept. 26	126	5,008	103 <sup>1</sup> / <sub>2</sub>	104 <sup>1</sup> / <sub>2</sub>	103 <sup>3</sup> / <sub>8</sub>	103 <sup>3</sup> / <sub>8</sub>	-60	- <sup>1</sup> / <sub>2</sub>
Sept. 27	70	4,969	103 <sup>1</sup> / <sub>2</sub>	104 <sup>1</sup> / <sub>2</sub>	103 <sup>3</sup> / <sub>8</sub>	103 <sup>3</sup> / <sub>8</sub>	-39	+ <sup>1</sup> / <sub>4</sub>
Sept. 28	35	4,969	103 <sup>3</sup> / <sub>8</sub>	103 <sup>3</sup> / <sub>8</sub>	103 <sup>1</sup> / <sub>4</sub>	103 <sup>3</sup> / <sub>8</sub>	.....	- <sup>1</sup> / <sub>4</sub>
Sept. 29	141	4,919	102 <sup>3</sup> / <sub>8</sub>	103 <sup>3</sup> / <sub>8</sub>	102 <sup>3</sup> / <sub>8</sub>	103	-50	- <sup>3</sup> / <sub>4</sub>
Oct. 1	326	4,737	101 <sup>3</sup> / <sub>8</sub>	102 <sup>3</sup> / <sub>2</sub>	100	100	-182	-3
Oct. 2	411	4,556	99	99 <sup>3</sup> / <sub>8</sub>	98 <sup>5</sup> / <sub>8</sub>	99	-181	-1
Oct. 3	609	4,527	99	99 <sup>3</sup> / <sub>8</sub>	95 <sup>5</sup> / <sub>8</sub>	95 <sup>3</sup> / <sub>4</sub> - <sup>5</sup> / <sub>8</sub>	-29	-3 <sup>3</sup> / <sub>4</sub>
Oct. 4	528	4,291	96 <sup>1</sup> / <sub>4</sub> - <sup>3</sup> / <sub>8</sub>	97	94 <sup>3</sup> / <sub>8</sub>	96 <sup>1</sup> / <sub>4</sub> - <sup>3</sup> / <sub>8</sub>	-136	+1
Oct. 5	96	4,291	96 <sup>3</sup> / <sub>4</sub>	97 <sup>3</sup> / <sub>8</sub>	96 <sup>3</sup> / <sub>4</sub>	97 <sup>1</sup> / <sub>4</sub> - <sup>1</sup> / <sub>2</sub>	.....	+ <sup>3</sup> / <sub>8</sub>
Oct. 6	83	4,252	97 <sup>3</sup> / <sub>4</sub>	97 <sup>3</sup> / <sub>8</sub>	97 <sup>1</sup> / <sub>4</sub>	97 <sup>1</sup> / <sub>4</sub>	-39	- <sup>1</sup> / <sub>2</sub>
Oct. 8	73	4,242	97 <sup>3</sup> / <sub>8</sub>	97 <sup>3</sup> / <sub>4</sub>	96 <sup>1</sup> / <sub>4</sub>	96 <sup>3</sup> / <sub>8</sub>	-10	- <sup>1</sup> / <sub>2</sub>
Oct. 9	180	4,029	96 <sup>3</sup> / <sub>8</sub>	97 <sup>3</sup> / <sub>8</sub>	96 <sup>3</sup> / <sub>8</sub>	96 <sup>3</sup> / <sub>4</sub>	-213	+ <sup>3</sup> / <sub>8</sub>
Oct. 10	149	3,990	97 <sup>1</sup> / <sub>4</sub> - <sup>3</sup> / <sub>8</sub>	99 <sup>1</sup> / <sub>2</sub>	97 <sup>1</sup> / <sub>4</sub>	99 <sup>1</sup> / <sub>2</sub>	-39	+2 <sup>3</sup> / <sub>4</sub>
Oct. 11	189	3,995	100 <sup>1</sup> / <sub>2</sub>	102 <sup>1</sup> / <sub>4</sub>	100 <sup>3</sup> / <sub>8</sub>	102 <sup>1</sup> / <sub>4</sub>	+6	+2 <sup>3</sup> / <sub>4</sub>
Oct. 13	210	3,946	101 <sup>1</sup> / <sub>8</sub>	101 <sup>1</sup> / <sub>8</sub>	101 <sup>1</sup> / <sub>8</sub>	100 <sup>3</sup> / <sub>8</sub>	-49	-1 <sup>3</sup> / <sub>8</sub>
Oct. 15	60	3,907	100 <sup>1</sup> / <sub>4</sub>	101	99 <sup>3</sup> / <sub>4</sub>	99 <sup>3</sup> / <sub>4</sub>	-39	- <sup>3</sup> / <sub>8</sub>
Oct. 16	33	3,908	100 <sup>1</sup> / <sub>4</sub>	101 <sup>1</sup> / <sub>4</sub>	99 <sup>3</sup> / <sub>4</sub>	101 <sup>1</sup> / <sub>2</sub>	+1	+1 <sup>1</sup> / <sub>4</sub>
Oct. 17	58	3,895	101 <sup>1</sup> / <sub>4</sub>	101 <sup>1</sup> / <sub>4</sub>	100 <sup>1</sup> / <sub>2</sub>	100 <sup>1</sup> / <sub>2</sub>	-13	-1
Oct. 18	83	3,864	99 <sup>1</sup> / <sub>2</sub>	100 <sup>3</sup> / <sub>8</sub>	99 <sup>1</sup> / <sub>2</sub>	100 <sup>1</sup> / <sub>2</sub>	-31	-1 <sup>1</sup> / <sub>2</sub>
Oct. 19	65	3,844	99 <sup>1</sup> / <sub>2</sub>	99 <sup>1</sup> / <sub>2</sub>	98 <sup>5</sup> / <sub>8</sub>	98 <sup>3</sup> / <sub>4</sub>	-20	-1 <sup>1</sup> / <sub>4</sub>
Oct. 20	95	3,783	98 <sup>1</sup> / <sub>4</sub> - <sup>1</sup> / <sub>8</sub>	98 <sup>5</sup> / <sub>8</sub>	97 <sup>1</sup> / <sub>2</sub>	97 <sup>1</sup> / <sub>2</sub>	-61	-1 <sup>1</sup> / <sub>4</sub>
Oct. 22	59	3,780	98 <sup>3</sup> / <sub>8</sub>	98 <sup>3</sup> / <sub>8</sub>	97 <sup>3</sup> / <sub>8</sub>	97 <sup>1</sup> / <sub>4</sub>	-3	- <sup>1</sup> / <sub>4</sub>
Oct. 23	38	3,754	97 <sup>1</sup> / <sub>4</sub>	98 <sup>1</sup> / <sub>2</sub>	97 <sup>1</sup> / <sub>4</sub>	97 <sup>3</sup> / <sub>8</sub>	-26	+ <sup>1</sup> / <sub>4</sub>
Oct. 24	24	3,752	97 <sup>3</sup> / <sub>8</sub>	98 <sup>3</sup> / <sub>8</sub>	97 <sup>3</sup> / <sub>8</sub>	98	-2	+ <sup>1</sup> / <sub>4</sub>
Oct. 25	178	3,684	98 <sup>3</sup> / <sub>8</sub>	98 <sup>3</sup> / <sub>8</sub>	96 <sup>1</sup> / <sub>4</sub>	96 <sup>1</sup> / <sub>4</sub>	-68	-1 <sup>3</sup> / <sub>4</sub>
Oct. 26	94	3,637	95 <sup>3</sup> / <sub>4</sub>	96 <sup>1</sup> / <sub>2</sub>	94 <sup>1</sup> / <sub>2</sub>	96 <sup>1</sup> / <sub>2</sub>	-47	+ <sup>1</sup> / <sub>4</sub>
Oct. 27	30	3,613	96	96 <sup>3</sup> / <sub>8</sub>	95 <sup>3</sup> / <sub>8</sub>	96 <sup>3</sup> / <sub>8</sub>	-24	- <sup>3</sup> / <sub>8</sub>
Oct. 29	61	3,566	96	96	94 <sup>1</sup> / <sub>4</sub>	95	-47	-1 <sup>1</sup> / <sub>4</sub>
Oct. 30	32	3,548	94 <sup>3</sup> / <sub>4</sub>	96	94 <sup>3</sup> / <sub>4</sub>	95 <sup>3</sup> / <sub>4</sub> -96	-18	+1
Oct. 31	65	3,507	95 <sup>3</sup> / <sub>8</sub>	95 <sup>3</sup> / <sub>8</sub>	95	95 <sup>1</sup> / <sub>2</sub>	-41	-1 <sup>1</sup> / <sub>2</sub>
Nov. 1	159	3,533	96 <sup>1</sup> / <sub>8</sub>	97 <sup>3</sup> / <sub>8</sub>	95 <sup>3</sup> / <sub>8</sub>	97 <sup>3</sup> / <sub>4</sub>	+26	+2 <sup>3</sup> / <sub>4</sub>
Nov. 2	71	3,500	99 <sup>1</sup> / <sub>8</sub>	99 <sup>3</sup> / <sub>8</sub>	99	99 <sup>3</sup> / <sub>8</sub>	-33	+1 <sup>1</sup> / <sub>2</sub>
Nov. 3	156	3,351	99 <sup>3</sup> / <sub>8</sub>	99 <sup>3</sup> / <sub>8</sub>	98 <sup>3</sup> / <sub>8</sub>	98 <sup>3</sup> / <sub>4</sub>	-149	- <sup>3</sup> / <sub>8</sub>
Nov. 5	70	3,291	98	98 <sup>3</sup> / <sub>8</sub>	97 <sup>3</sup> / <sub>8</sub>	98 <sup>3</sup> / <sub>4</sub> h	-81	- <sup>3</sup> / <sub>4</sub>
Nov. 7	138	3,212	98 <sup>1</sup> / <sub>2</sub>	100 <sup>3</sup> / <sub>8</sub>	98 <sup>1</sup> / <sub>4</sub>	100 <sup>3</sup> / <sub>8</sub>	-79	+2 <sup>3</sup> / <sub>4</sub>
Nov. 8	127	3,094	100 <sup>1</sup> / <sub>2</sub>	100 <sup>3</sup> / <sub>8</sub>	99 <sup>1</sup> / <sub>2</sub>	99 <sup>1</sup> / <sub>2</sub>	-118	-1 <sup>1</sup> / <sub>2</sub>
Nov. 9	167	3,070	99 <sup>3</sup> / <sub>8</sub>	100 <sup>3</sup> / <sub>8</sub>	99 <sup>3</sup> / <sub>8</sub>	99 <sup>3</sup> / <sub>8</sub>	-24	+ <sup>3</sup> / <sub>8</sub>
Nov. 10	11	3,080	100 <sup>1</sup> / <sub>2</sub>	100 <sup>1</sup> / <sub>2</sub>	100 <sup>3</sup> / <sub>8</sub>	100 <sup>3</sup> / <sub>8</sub>	+10	+ <sup>3</sup> / <sub>8</sub>
Nov. 13	38	3,054	99 <sup>3</sup> / <sub>8</sub>	100 <sup>3</sup> / <sub>8</sub>	99	100 <sup>3</sup> / <sub>8</sub>	-26	.....
Nov. 14	60	3,017	99 <sup>3</sup> / <sub>8</sub>	100 <sup>1</sup> / <sub>4</sub>	99 <sup>1</sup> / <sub>4</sub>	99 <sup>3</sup> / <sub>8</sub>	-37	- <sup>1</sup> / <sub>2</sub>
Nov. 15	73	3,000	99 <sup>1</sup> / <sub>8</sub>	101 <sup>3</sup> / <sub>8</sub>	99 <sup>1</sup> / <sub>4</sub>	101 <sup>1</sup> / <sub>4</sub>	-17	+1 <sup>1</sup> / <sub>2</sub>
Nov. 16	81	2,931	100 <sup>1</sup> / <sub>2</sub>	101 <sup>3</sup> / <sub>8</sub>	100 <sup>1</sup> / <sub>2</sub>	100 <sup>1</sup> / <sub>2</sub>	-69	- <sup>1</sup> / <sub>2</sub>
Nov. 17	66	2,918	100 <sup>1</sup> / <sub>4</sub>	101 <sup>1</sup> / <sub>4</sub>	100 <sup>1</sup> / <sub>4</sub>	101	-13	+ <sup>1</sup> / <sub>2</sub>
Nov. 19	42	2,896	101 <sup>1</sup> / <sub>2</sub>	101 <sup>3</sup> / <sub>4</sub>	101	101	-22	.....
Nov. 20	83	2,829	100 <sup>1</sup> / <sub>2</sub>	100 <sup>3</sup> / <sub>4</sub>	99 <sup>1</sup> / <sub>8</sub>	99 <sup>1</sup> / <sub>8</sub>	-67	-1 <sup>1</sup> / <sub>4</sub>
Nov. 21	140	2,733	98 <sup>1</sup> / <sub>4</sub>	99	98	99-98 <sup>7</sup> / <sub>8</sub>	-96	- <sup>3</sup> / <sub>4</sub>
Nov. 22	154	2,611	99 <sup>1</sup> / <sub>8</sub>	99 <sup>1</sup> / <sub>2</sub>	98 <sup>1</sup> / <sub>4</sub>	98 <sup>1</sup> / <sub>4</sub>	-122	- <sup>1</sup> / <sub>2</sub>
Nov. 23	43	2,607	97 <sup>3</sup> / <sub>4</sub>	98 <sup>1</sup> / <sub>4</sub>	97 <sup>3</sup> / <sub>8</sub>	98 <sup>1</sup> / <sub>4</sub>	-4	+1 <sup>1</sup> / <sub>2</sub>
Nov. 24	264	2,391	98 <sup>3</sup> / <sub>4</sub> - <sup>1</sup> / <sub>8</sub>	99 <sup>3</sup> / <sub>4</sub>	98 <sup>3</sup> / <sub>4</sub>	99 <sup>1</sup> / <sub>4</sub>	-216	+ <sup>1</sup> / <sub>2</sub>
Nov. 26	58	2,343	99	99 <sup>1</sup> / <sub>4</sub>	98 <sup>1</sup> / <sub>4</sub>	98 <sup>3</sup> / <sub>8</sub>	-48	- <sup>3</sup> / <sub>8</sub>
Nov. 27	194	2,247	98 <sup>3</sup> / <sub>4</sub>	99 <sup>3</sup> / <sub>8</sub>	98 <sup>3</sup> / <sub>8</sub>	99 <sup>1</sup> / <sub>4</sub> - <sup>3</sup> / <sub>8</sub>	-98	+ <sup>1</sup> / <sub>4</sub>
Nov. 28	373	1,965	99 <sup>3</sup> / <sub>8</sub>	100 <sup>3</sup> / <sub>8</sub>	99 <sup>3</sup> / <sub>8</sub>	99 <sup>3</sup> / <sub>8</sub>	-282	+ <sup>1</sup> / <sub>4</sub>
Nov. 30	1,018	1,015	98 <sup>3</sup> / <sub>4</sub>	99 <sup>1</sup> / <sub>4</sub>	98	98 <sup>3</sup> / <sub>2</sub> - <sup>3</sup> / <sub>8</sub>	-959	-1 <sup>1</sup> / <sub>4</sub>
Dec. 1	213	904	98 <sup>3</sup> / <sub>8</sub>	99 <sup>3</sup> / <sub>4</sub>	98 <sup>3</sup> / <sub>8</sub>	99 <sup>3</sup> / <sub>4</sub>	-111	+1 <sup>1</sup> / <sub>4</sub>
Dec. 3	50	755	100 <sup>3</sup> / <sub>8</sub>	100 <sup>1</sup> / <sub>2</sub>	99 <sup>1</sup> / <sub>4</sub>	99 <sup>1</sup> / <sub>4</sub>	-149	+ <sup>1</sup> / <sub>2</sub>
Dec. 4	71	675	100	100	99 <sup>3</sup> / <sub>8</sub>	99 <sup>3</sup> / <sub>8</sub>	-80	+ <sup>3</sup> / <sub>8</sub>
Dec. 5	449	421	100 <sup>1</sup> / <sub>4</sub> - <sup>3</sup> / <sub>8</sub>	103 <sup>3</sup> / <sub>4</sub>	100 <sup>1</sup> / <sub>4</sub>	103	-254	+3 <sup>1</sup> / <sub>4</sub>
Dec. 6	281	268	102 <sup>1</sup> / <sub>4</sub>	103	101 <sup>3</sup> / <sub>8</sub>	102	-153	-1 <sup>1</sup> / <sub>2</sub>
Dec. 7	46	202	102 <sup>3</sup> / <sub>4</sub>	103 <sup>1</sup> / <sub>4</sub>	101 <sup>1</sup> / <sub>4</sub>	101 <sup>1</sup> / <sub>4</sub>	-66	- <sup>3</sup> / <sub>8</sub>
Dec. 8	6	195	101 <sup>1</sup> / <sub>8</sub>	101 <sup>1</sup> / <sub>8</sub>	101 <sup>1</sup> / <sub>8</sub>	101 <sup>1</sup> / <sub>8</sub> - <sup>1</sup> / <sub>2</sub>	-7	- <sup>1</sup> / <sub>4</sub>
Dec. 10	12	196	101 <sup>1</sup> / <sub>4</sub>	101 <sup>3</sup> / <sub>8</sub>	100 <sup>1</sup> / <sub>2</sub>	101 <sup>1</sup> / <sub>4</sub>	+1	- <sup>3</sup> / <sub>4</sub>
Dec. 11	10	191	100 <sup>3</sup> / <sub>8</sub>	100 <sup>3</sup> / <sub>8</sub>	100 <sup>3</sup> / <sub>8</sub>	100 <sup>1</sup> / <sub>2</sub>	-5	- <sup>1</sup> / <sub>4</sub>
Dec. 12	16	184	100 <sup>1</sup> / <sub>2</sub>	100 <sup>1</sup> / <sub>2</sub>	100 <sup>1</sup> / <sub>4</sub>	100 <sup>1</sup> / <sub>4</sub>	-7	.....
Dec. 13	41	164	100 <sup>1</sup> / <sub>2</sub>	100 <sup>1</sup> / <sub>2</sub>	100 <sup>1</sup> / <sub>4</sub>	100 <sup>1</sup> / <sub>4</sub>	-20	.....

\* Round-lot trading not reported.



TABLE 34.—Daily volume of trading, open commitments, opening, high, low, and closing prices per bushel of December wheat futures on the Chicago Board of Trade, Apr. 22, 1933, to Dec. 31, 1935—Continued

1934 DECEMBER FUTURE (OLD STYLE)—Continued

Date	Volume of trading	Open commitments	Opening price	Range in price		Closing price	Net change from previous day	
				High	Low		Open commitments	Closing price
1934	1,000 bushels	1,000 bushels	Cents	Cents	Cents	Cents	1,000 bushels	Cents
Dec. 14.....	6	148	100¾	100¾	100¾	100¾	-16	+5½
Dec. 15.....	1	146		(5)	(5)		-2	
Dec. 17.....	14	138	99¼	99¼	98¾	98¾	-8	
Dec. 18.....	1	136		(5)	(5)		-2	
Dec. 19.....	10	126	98	98	97¼	97½-¼	-10	
Dec. 20.....	1	125		(5)	(5)		-1	
Dec. 21.....	26	108	97	97½	96¾	97¾	-17	
Dec. 22.....	6	108	98½	98½	98½	98¼		+3½
Dec. 24.....	6	107	98¼	98¼	98¼	98¼	-1	
Dec. 26.....	15	89	98½	98½	98½	98½	-18	+1½
Dec. 27.....	46	99	97½	98¾	97½	98½	+10	-1¼
Dec. 28.....	12	88	98¾	98½	98¾	98½	-11	
Dec. 29.....	11	64	98¼	98¼	97¾	98½	-24	-3½
Dec. 31.....	96		97½	98¾	97½	97¾	-64	-3½

1934 DECEMBER FUTURE (NEW STYLE)

1934									
July 2.....	3,408	1,530	91½-7¼	91½	89½	89½-5¼	+1,530		
July 3.....	3,724	2,815	89¾-90½	91½	89¾	90¼-90	+1,285		+1½
July 5.....	5,406	5,161	91½-92	92	90½	91½-¾	+2,346		+1½
July 6.....	4,741	7,179	91¾-90¾	91½	90½	91½-91	+2,018		-½
July 7.....	2,186	7,873	91	91¼	90½	90½-½	+694		-½
July 9.....	4,953	9,735	90¾-½	90¾	88¾	89-88¾	+1,862		-½
July 10.....	5,295	11,775	80¾-½	90¾	80	80¾-¾	+2,040		+¾
July 11.....	6,401	14,118	94¾	94¾	94¼	94¾	+2,343		+5
July 12.....	12,044	17,382	98-95¾	98	95¾	96¼-½	+3,214		+5
July 13.....	12,255	20,345	96¾-96	100	95¼	99¾-5½	+2,963		+3¼
July 14.....	13,001	24,142	99¾-99	101¾	99	100¾-½	+3,797		+¾
July 16.....	12,314	27,202	100½-100	100½	99¾	100¾-99¾	+3,120		-¼
July 17.....	18,223	32,461	100-99½	103	99¾	101¾-½	+5,199		+1¼
July 18.....	13,069	34,355	102-103	103	101	101¾-½	+1,894		+½
July 19.....	12,982	38,348	102-102½	103½	101¾	102½-5½	+3,993		+1
July 20.....	24,878	43,671	103¾-104½	104½	99¾	101½-100¾	+5,323		-1¾
July 21.....	11,025	46,271	101¼-100¾	102¾	100½	102¾-¼	+2,600		+1¼
July 23.....	18,333	40,286	103-103½	103¾	101½	101½-¾	+3,015		-½
July 24.....	17,470	52,458	101¼-100¾	101¼	99	99¾-½	+3,172		-2¼
July 25.....	15,240	54,794	99¾-99	101¾	99	101¾-100¾	+2,336		+1½
July 26.....	22,064	56,555	101¼-100½	101¾	98½	99¾-¼	+1,761		-1¾
July 27.....	11,557	57,583	100¾-101¼	101¼	98¾	100-100¾	+1,028		+¾
July 28.....	12,026	58,251	100¾-101	103	100¾	102¾-103	+698		+2½
July 30.....	21,046	62,314	103¼-5½	104½	102¼	103¾-104½	+4,063		+1
Aug. 1.....	13,618	65,267	104-103½	104	102½	102¾-5½	+2,953		-1¼
Aug. 2.....	21,218	67,502	103¼-½	105¾	103¼	105¼-105	+2,235		+2½
Aug. 3.....	29,178	70,945	105¼-106	106¼	104¾	105¼-½	+3,443		+1¾
Aug. 4.....	18,036	72,123	105¼-104¾	105¾	104½	104¾-¾	+1,178		-½
Aug. 6.....	21,603	75,280	105¾-106	107½	105¾	106¾-¾	+3,157		+2
Aug. 7.....	45,461	78,848	106¾-109	110¾	106	110¼-½	+3,568		+3½
Aug. 8.....	43,106	79,455	110¾-111¼	111½	108¾	110¾-5½	+607		+¾
Aug. 9.....	34,854	80,246	110¾-½	112¼	109¾	111¾-½	+791		+1
Aug. 10.....	49,445	81,804	112-111¾	113½	110¾	113¾-¾	+1,618		+1¼
Aug. 11.....	33,899	83,865	113-112½	113¾	111¾	112¾-111¾	+1,971		-1½
Aug. 13.....	20,838	84,359	100-107	109¼	107	107	+494		-5
Aug. 14.....	32,674	86,088	106¼-105½	107¾	105	106¾-¾	+1,729		-¼
Aug. 15.....	28,153	87,313	107¾-¾	108¼	104½	105-104¾	+1,225		-2
Aug. 16.....	42,754	86,591	104-103¼	104¾	102½	103¾-½	-722		-1
Aug. 17.....	27,301	87,359	105-105½	105½	103¾	103¾-½	+798		
Aug. 18.....	22,315	87,609	103¾-103	104¾	102¼	103¾-¾	+250		-½
Aug. 20.....	13,917	87,255	103½-¾	105¾	103¼	104¾-¾	-354		+1½
Aug. 21.....	15,174	87,479	104¾-105¼	105¾	101¾	104¾-105	+224		+¼
Aug. 22.....	14,969	87,405	105¾-106	106¾	105¾	105¾-106	-74		+1
Aug. 23.....	16,045	87,630	106-106¾	106¾	105	105¾-½	+225		+¼
Aug. 24.....	12,858	87,914	105-104¾	106¾	103¾	104¾-½	+284		-1
Aug. 25.....	12,794	88,213	104¼-104	105	103¾	104¾-105	+299		+¾
Aug. 26.....	7,976	88,650	104¾-5½	105¾	104¾	105¾-105	+446		+½

See text for explanation.

No official quotations recorded.

TABLE 34.—Daily volume of trading, open commitments, opening, high, low, and closing prices per bushel of December wheat futures on the Chicago Board of Trade, Apr. 22, 1933, to Dec. 31, 1935—Continued

1934 DECEMBER FUTURE (NEW STYLE)—Continued

Date	Volume of trading	Open commitments	Opening price	Range in price		Closing price	Not change from previous day	
				High	Low		Open commitments	Closing price
1934	1,000 bushels	1,000 bushels	Cents	Cents	Cents	Cents	1,000 bushels	Cents
Aug. 27	13, 570	88, 976	104 <sup>3</sup> / <sub>4</sub>	104 <sup>3</sup> / <sub>4</sub>	103	103 <sup>1</sup> / <sub>2</sub> -103	+317	-2
Aug. 28	11, 390	89, 703	102 <sup>3</sup> / <sub>4</sub> - <sup>3</sup> / <sub>8</sub>	103	102 <sup>1</sup> / <sub>2</sub>	102 <sup>3</sup> / <sub>4</sub> - <sup>1</sup> / <sub>2</sub>	+727	- <sup>1</sup> / <sub>4</sub>
Aug. 29	12, 091	89, 835	103 <sup>1</sup> / <sub>4</sub> - <sup>3</sup> / <sub>8</sub>	104 <sup>3</sup> / <sub>8</sub>	103 <sup>1</sup> / <sub>4</sub>	103 <sup>3</sup> / <sub>4</sub> - <sup>1</sup> / <sub>2</sub>	+132	+1
Aug. 30	9, 591	89, 617	103 <sup>1</sup> / <sub>4</sub> - <sup>3</sup> / <sub>8</sub>	104 <sup>1</sup> / <sub>2</sub>	103	103 <sup>3</sup> / <sub>4</sub> -104	-218	+ <sup>1</sup> / <sub>4</sub>
Aug. 31	11, 500	90, 316	104 <sup>1</sup> / <sub>4</sub> -103 <sup>3</sup> / <sub>8</sub>	104 <sup>3</sup> / <sub>8</sub>	103 <sup>3</sup> / <sub>8</sub>	103 <sup>3</sup> / <sub>4</sub> - <sup>1</sup> / <sub>2</sub>	+699	- <sup>1</sup> / <sub>2</sub>
Sept. 1	4, 860	90, 709	103 <sup>1</sup> / <sub>4</sub> - <sup>3</sup> / <sub>8</sub>	103 <sup>3</sup> / <sub>8</sub>	103 <sup>1</sup> / <sub>2</sub>	103 <sup>1</sup> / <sub>2</sub> - <sup>3</sup> / <sub>8</sub>	+303	
Sept. 4	11, 819	90, 510	102 <sup>3</sup> / <sub>4</sub> -102	104 <sup>1</sup> / <sub>2</sub>	102	104-103 <sup>3</sup> / <sub>8</sub>	-199	+ <sup>3</sup> / <sub>8</sub>
Sept. 5	19, 686	88, 634	104-104 <sup>1</sup> / <sub>4</sub>	106 <sup>1</sup> / <sub>2</sub>	103 <sup>3</sup> / <sub>4</sub>	106-100 <sup>1</sup> / <sub>4</sub>	-1, 876	+2 <sup>3</sup> / <sub>8</sub>
Sept. 6	20, 744	86, 957	103 <sup>1</sup> / <sub>4</sub> - <sup>1</sup> / <sub>2</sub>	107 <sup>1</sup> / <sub>2</sub>	107 <sup>1</sup> / <sub>2</sub>	107-106 <sup>3</sup> / <sub>4</sub>	-1, 677	+ <sup>3</sup> / <sub>8</sub>
Sept. 7	24, 754	85, 620	107 <sup>1</sup> / <sub>4</sub> -100 <sup>3</sup> / <sub>8</sub>	107 <sup>3</sup> / <sub>4</sub>	106	107 <sup>3</sup> / <sub>4</sub> - <sup>3</sup> / <sub>8</sub>	-3, 337	+ <sup>3</sup> / <sub>8</sub>
Sept. 8	12, 517	82, 307	107 <sup>3</sup> / <sub>4</sub> - <sup>1</sup> / <sub>2</sub>	108 <sup>1</sup> / <sub>2</sub>	107	107 <sup>3</sup> / <sub>4</sub> - <sup>1</sup> / <sub>2</sub>	-1, 313	- <sup>1</sup> / <sub>2</sub>
Sept. 10	11, 453	81, 786	107-107 <sup>1</sup> / <sub>2</sub>	107 <sup>3</sup> / <sub>8</sub>	106 <sup>3</sup> / <sub>8</sub>	106 <sup>3</sup> / <sub>4</sub> - <sup>3</sup> / <sub>8</sub>	-521	- <sup>1</sup> / <sub>2</sub>
Sept. 11	13, 430	81, 144	106 <sup>3</sup> / <sub>8</sub> -106	107 <sup>3</sup> / <sub>4</sub>	106	107 <sup>1</sup> / <sub>2</sub> - <sup>3</sup> / <sub>8</sub>	-642	+ <sup>3</sup> / <sub>4</sub>
Sept. 12	13, 269	80, 185	107 <sup>3</sup> / <sub>4</sub> - <sup>1</sup> / <sub>2</sub>	107 <sup>3</sup> / <sub>4</sub>	106	106 <sup>1</sup> / <sub>2</sub> - <sup>1</sup> / <sub>2</sub>	-959	-1 <sup>1</sup> / <sub>4</sub>
Sept. 13	15, 220	79, 660	106-106 <sup>1</sup> / <sub>4</sub>	106 <sup>1</sup> / <sub>2</sub>	105 <sup>1</sup> / <sub>2</sub>	106-106 <sup>1</sup> / <sub>4</sub>	-525	- <sup>1</sup> / <sub>2</sub>
Sept. 14	20, 751	78, 912	106 <sup>1</sup> / <sub>4</sub> - <sup>1</sup> / <sub>2</sub>	106 <sup>3</sup> / <sub>8</sub>	103 <sup>3</sup> / <sub>8</sub>	103 <sup>3</sup> / <sub>4</sub> - <sup>1</sup> / <sub>2</sub>	-748	-2 <sup>3</sup> / <sub>8</sub>
Sept. 15	9, 922	78, 318	103 <sup>3</sup> / <sub>8</sub> - <sup>1</sup> / <sub>4</sub>	104 <sup>1</sup> / <sub>2</sub>	103 <sup>1</sup> / <sub>2</sub>	103 <sup>3</sup> / <sub>4</sub> - <sup>3</sup> / <sub>8</sub>	-594	
Sept. 17	11, 069	77, 755	103 <sup>3</sup> / <sub>8</sub> - <sup>3</sup> / <sub>4</sub>	105 <sup>1</sup> / <sub>2</sub>	103 <sup>3</sup> / <sub>8</sub>	104 <sup>1</sup> / <sub>2</sub> - <sup>1</sup> / <sub>2</sub>	-563	+1
Sept. 18	8, 681	76, 826	104 <sup>1</sup> / <sub>2</sub> - <sup>1</sup> / <sub>4</sub>	105 <sup>1</sup> / <sub>2</sub>	103 <sup>3</sup> / <sub>4</sub>	104 <sup>1</sup> / <sub>2</sub> - <sup>1</sup> / <sub>4</sub>	-929	- <sup>1</sup> / <sub>2</sub>
Sept. 19	12, 036	75, 112	103 <sup>3</sup> / <sub>8</sub> - <sup>1</sup> / <sub>2</sub>	105 <sup>1</sup> / <sub>2</sub>	102 <sup>3</sup> / <sub>4</sub>	103 <sup>1</sup> / <sub>2</sub> - <sup>1</sup> / <sub>4</sub>	-1, 714	-1
Sept. 20	9, 173	74, 619	103 <sup>3</sup> / <sub>8</sub> - <sup>3</sup> / <sub>4</sub>	104 <sup>3</sup> / <sub>8</sub>	103 <sup>3</sup> / <sub>8</sub>	104 <sup>1</sup> / <sub>2</sub> - <sup>1</sup> / <sub>4</sub>	-493	+1
Sept. 21	7, 925	73, 948	103 <sup>3</sup> / <sub>8</sub> -104 <sup>1</sup> / <sub>8</sub>	104 <sup>1</sup> / <sub>2</sub>	103 <sup>3</sup> / <sub>8</sub>	104-104 <sup>1</sup> / <sub>8</sub>	-671	- <sup>1</sup> / <sub>4</sub>
Sept. 22	4, 060	73, 473	104 <sup>1</sup> / <sub>4</sub> - <sup>3</sup> / <sub>8</sub>	104 <sup>3</sup> / <sub>8</sub>	103 <sup>3</sup> / <sub>8</sub>	104-103 <sup>3</sup> / <sub>8</sub>	-475	
Sept. 24	6, 817	72, 785	104 <sup>1</sup> / <sub>4</sub> -104	104 <sup>3</sup> / <sub>8</sub>	103 <sup>3</sup> / <sub>8</sub>	103 <sup>3</sup> / <sub>8</sub> - <sup>1</sup> / <sub>4</sub>	-688	- <sup>1</sup> / <sub>4</sub>
Sept. 25	17, 206	71, 279	102 <sup>3</sup> / <sub>4</sub> -101 <sup>3</sup> / <sub>8</sub>	104 <sup>1</sup> / <sub>2</sub>	101 <sup>3</sup> / <sub>8</sub>	104 <sup>1</sup> / <sub>2</sub> - <sup>1</sup> / <sub>4</sub>	-1, 506	+1
Sept. 26	9, 529	70, 670	104-103 <sup>3</sup> / <sub>4</sub>	104 <sup>3</sup> / <sub>8</sub>	103 <sup>3</sup> / <sub>4</sub>	103 <sup>3</sup> / <sub>8</sub> - <sup>1</sup> / <sub>2</sub>	-609	- <sup>3</sup> / <sub>4</sub>
Sept. 27	7, 689	70, 255	103 <sup>3</sup> / <sub>8</sub> -103	104 <sup>3</sup> / <sub>8</sub>	103	104-103 <sup>3</sup> / <sub>4</sub>	-415	+ <sup>3</sup> / <sub>8</sub>
Sept. 28	6, 163	69, 574	103 <sup>3</sup> / <sub>4</sub> - <sup>1</sup> / <sub>4</sub>	104	103 <sup>1</sup> / <sub>2</sub>	103 <sup>3</sup> / <sub>4</sub> - <sup>3</sup> / <sub>8</sub>	-681	- <sup>1</sup> / <sub>2</sub>
Sept. 29	8, 756	68, 626	103 <sup>1</sup> / <sub>2</sub> -102 <sup>3</sup> / <sub>8</sub>	103 <sup>3</sup> / <sub>4</sub>	102 <sup>3</sup> / <sub>8</sub>	103-102 <sup>3</sup> / <sub>4</sub>	-948	- <sup>1</sup> / <sub>2</sub>
Oct. 1	17, 916	67, 410	102-101 <sup>3</sup> / <sub>4</sub>	102 <sup>3</sup> / <sub>8</sub>	100	100-100 <sup>1</sup> / <sub>2</sub>	-1, 218	-2 <sup>3</sup> / <sub>8</sub>
Oct. 2	22, 305	64, 942	99 <sup>1</sup> / <sub>2</sub> -99	99 <sup>1</sup> / <sub>2</sub>	98 <sup>3</sup> / <sub>8</sub>	99 <sup>1</sup> / <sub>2</sub> -99	-2, 468	-1
Oct. 3	19, 535	63, 367	98 <sup>3</sup> / <sub>4</sub> -99	99 <sup>1</sup> / <sub>2</sub>	95 <sup>3</sup> / <sub>8</sub>	95 <sup>3</sup> / <sub>8</sub> - <sup>3</sup> / <sub>8</sub>	-1, 575	-3 <sup>1</sup> / <sub>4</sub>
Oct. 4	27, 145	60, 638	99 <sup>1</sup> / <sub>4</sub> - <sup>1</sup> / <sub>2</sub>	97 <sup>3</sup> / <sub>4</sub>	94	96 <sup>3</sup> / <sub>4</sub> -97	-2, 720	+1 <sup>1</sup> / <sub>2</sub>
Oct. 5	12, 616	59, 505	97-96 <sup>1</sup> / <sub>2</sub>	98	96 <sup>3</sup> / <sub>8</sub>	97 <sup>3</sup> / <sub>4</sub> - <sup>1</sup> / <sub>2</sub>	-1, 133	+ <sup>3</sup> / <sub>8</sub>
Oct. 6	8, 371	58, 412	97 <sup>3</sup> / <sub>4</sub> -98	98 <sup>1</sup> / <sub>2</sub>	97	97 <sup>1</sup> / <sub>2</sub> - <sup>3</sup> / <sub>8</sub>	-1, 093	- <sup>1</sup> / <sub>4</sub>
Oct. 8	8, 130	57, 775	97 <sup>3</sup> / <sub>8</sub> - <sup>3</sup> / <sub>4</sub>	98	96 <sup>3</sup> / <sub>8</sub>	98 <sup>3</sup> / <sub>8</sub> - <sup>1</sup> / <sub>2</sub>	-637	- <sup>3</sup> / <sub>4</sub>
Oct. 9	8, 833	57, 190	96 <sup>3</sup> / <sub>4</sub> -96	97 <sup>3</sup> / <sub>8</sub>	96	96 <sup>3</sup> / <sub>4</sub> - <sup>1</sup> / <sub>8</sub>	-576	+ <sup>1</sup> / <sub>4</sub>
Oct. 10	16, 973	56, 748	97 <sup>1</sup> / <sub>2</sub> - <sup>3</sup> / <sub>8</sub>	99 <sup>3</sup> / <sub>8</sub>	97 <sup>1</sup> / <sub>2</sub>	99 <sup>1</sup> / <sub>2</sub> - <sup>3</sup> / <sub>8</sub>	-451	+2 <sup>3</sup> / <sub>8</sub>
Oct. 11	20, 798	55, 855	100 <sup>1</sup> / <sub>2</sub> - <sup>3</sup> / <sub>4</sub>	102 <sup>1</sup> / <sub>2</sub>	100 <sup>1</sup> / <sub>2</sub>	102-102 <sup>1</sup> / <sub>2</sub>	-893	+2 <sup>3</sup> / <sub>8</sub>
Oct. 13	8, 334	55, 593	101-100 <sup>1</sup> / <sub>2</sub>	101	99 <sup>3</sup> / <sub>4</sub>	100 <sup>3</sup> / <sub>4</sub> - <sup>1</sup> / <sub>2</sub>	-262	-1 <sup>3</sup> / <sub>8</sub>
Oct. 15	7, 400	55, 257	100 <sup>3</sup> / <sub>8</sub> - <sup>3</sup> / <sub>4</sub>	101 <sup>1</sup> / <sub>2</sub>	99 <sup>3</sup> / <sub>4</sub>	99 <sup>1</sup> / <sub>2</sub> -100	-336	- <sup>1</sup> / <sub>2</sub>
Oct. 16	10, 440	54, 983	99 <sup>3</sup> / <sub>4</sub> -100	102	99 <sup>1</sup> / <sub>2</sub>	101 <sup>1</sup> / <sub>2</sub> - <sup>3</sup> / <sub>8</sub>	-274	+1 <sup>1</sup> / <sub>2</sub>
Oct. 17	7, 793	55, 067	101-101 <sup>1</sup> / <sub>4</sub>	101 <sup>3</sup> / <sub>8</sub>	100 <sup>1</sup> / <sub>2</sub>	100 <sup>3</sup> / <sub>4</sub> - <sup>1</sup> / <sub>4</sub>	+84	-1 <sup>1</sup> / <sub>4</sub>
Oct. 18	9, 698	54, 800	99 <sup>1</sup> / <sub>2</sub> - <sup>1</sup> / <sub>4</sub>	100 <sup>1</sup> / <sub>2</sub>	99	100-99 <sup>1</sup> / <sub>2</sub>	-267	- <sup>1</sup> / <sub>4</sub>
Oct. 19	10, 842	53, 759	99 <sup>3</sup> / <sub>8</sub> - <sup>1</sup> / <sub>2</sub>	99 <sup>3</sup> / <sub>8</sub>	98 <sup>1</sup> / <sub>2</sub>	98 <sup>3</sup> / <sub>4</sub> - <sup>3</sup> / <sub>4</sub>	-1, 041	-1 <sup>1</sup> / <sub>4</sub>
Oct. 20	8, 817	53, 019	98 <sup>1</sup> / <sub>4</sub> -98	98 <sup>3</sup> / <sub>8</sub>	97 <sup>1</sup> / <sub>2</sub>	97 <sup>1</sup> / <sub>2</sub> - <sup>3</sup> / <sub>8</sub>	-740	-1 <sup>1</sup> / <sub>2</sub>
Oct. 22	6, 957	52, 002	97 <sup>3</sup> / <sub>4</sub> -98	99	97	97-97 <sup>1</sup> / <sub>2</sub>	-1, 017	- <sup>1</sup> / <sub>2</sub>
Oct. 23	5, 156	51, 230	97 <sup>1</sup> / <sub>2</sub> - <sup>3</sup> / <sub>8</sub>	98 <sup>1</sup> / <sub>2</sub>	97	97 <sup>3</sup> / <sub>4</sub> - <sup>1</sup> / <sub>2</sub>	-772	+ <sup>3</sup> / <sub>8</sub>
Oct. 24	4, 177	50, 454	96-98 <sup>1</sup> / <sub>2</sub>	98 <sup>3</sup> / <sub>2</sub>	97 <sup>3</sup> / <sub>8</sub>	98 <sup>1</sup> / <sub>2</sub> -98	-776	+ <sup>1</sup> / <sub>2</sub>
Oct. 25	6, 821	50, 070	98 <sup>1</sup> / <sub>2</sub> - <sup>1</sup> / <sub>4</sub>	98 <sup>3</sup> / <sub>2</sub>	96 <sup>3</sup> / <sub>4</sub>	96 <sup>3</sup> / <sub>8</sub> - <sup>1</sup> / <sub>4</sub>	-384	-1 <sup>1</sup> / <sub>4</sub>
Oct. 26	10, 538	48, 450	96 <sup>3</sup> / <sub>8</sub> - <sup>1</sup> / <sub>2</sub>	96 <sup>3</sup> / <sub>8</sub>	94 <sup>3</sup> / <sub>8</sub>	96 <sup>1</sup> / <sub>2</sub> - <sup>3</sup> / <sub>8</sub>	-1, 620	+ <sup>1</sup> / <sub>4</sub>
Oct. 27	2, 874	47, 906	96 <sup>3</sup> / <sub>8</sub> - <sup>1</sup> / <sub>2</sub>	96 <sup>3</sup> / <sub>4</sub>	95 <sup>3</sup> / <sub>8</sub>	96 <sup>1</sup> / <sub>2</sub> -96	-544	- <sup>1</sup> / <sub>2</sub>
Oct. 29	6, 552	46, 905	96 <sup>1</sup> / <sub>2</sub>	97 <sup>1</sup> / <sub>2</sub>	94 <sup>1</sup> / <sub>2</sub>	95-94 <sup>1</sup> / <sub>2</sub>	-1, 001	-1
Oct. 30	6, 763	45, 727	94 <sup>1</sup> / <sub>2</sub> - <sup>3</sup> / <sub>4</sub>	96	94 <sup>3</sup> / <sub>8</sub>	95 <sup>3</sup> / <sub>8</sub> -96	-1, 178	- <sup>1</sup> / <sub>2</sub>
Oct. 31	5, 837	44, 466	95 <sup>1</sup> / <sub>2</sub> - <sup>3</sup> / <sub>8</sub>	96	94 <sup>3</sup> / <sub>4</sub>	95 <sup>3</sup> / <sub>8</sub> - <sup>1</sup> / <sub>2</sub>	-1, 261	+2 <sup>1</sup> / <sub>2</sub>
Nov. 1	7, 973	43, 745	95 <sup>3</sup> / <sub>8</sub> -96 <sup>1</sup> / <sub>2</sub>	98	95 <sup>3</sup> / <sub>8</sub>	97 <sup>3</sup> / <sub>4</sub> - <sup>3</sup> / <sub>4</sub>	-721	+1 <sup>1</sup> / <sub>2</sub>
Nov. 2	7, 224	42, 128	98-97 <sup>3</sup> / <sub>4</sub>	99 <sup>1</sup> / <sub>2</sub>	97 <sup>3</sup> / <sub>4</sub>	99 <sup>3</sup> / <sub>4</sub> - <sup>1</sup> / <sub>4</sub>	-1, 617	+1 <sup>1</sup> / <sub>2</sub>
Nov. 3	3, 755	41, 634	99 <sup>3</sup> / <sub>8</sub> - <sup>1</sup> / <sub>2</sub>	99 <sup>1</sup> / <sub>2</sub>	98 <sup>3</sup> / <sub>8</sub>	98 <sup>3</sup> / <sub>4</sub> - <sup>3</sup> / <sub>8</sub>	-694	- <sup>1</sup> / <sub>2</sub>
Nov. 6	5, 324	40, 330	98 <sup>1</sup> / <sub>4</sub> - <sup>1</sup> / <sub>2</sub>	98 <sup>3</sup> / <sub>8</sub>	97 <sup>3</sup> / <sub>8</sub>	98 <sup>1</sup> / <sub>4</sub> - <sup>3</sup> / <sub>8</sub>	-1, 204	- <sup>1</sup> / <sub>2</sub>
Nov. 7	6, 501	38, 859	98 <sup>3</sup> / <sub>8</sub> - <sup>1</sup> / <sub>2</sub>	101	98	100 <sup>3</sup> / <sub>4</sub> -101	-1, 471	+2 <sup>3</sup> / <sub>8</sub>
Nov. 8	5, 493	37, 640	101-100 <sup>3</sup> / <sub>8</sub>	101 <sup>1</sup> / <sub>2</sub>	99 <sup>1</sup> / <sub>4</sub>	99 <sup>3</sup> / <sub>8</sub> - <sup>1</sup> / <sub>4</sub>	-1, 319	-1 <sup>3</sup> / <sub>8</sub>
Nov. 9	3, 906	36, 674	99 <sup>3</sup> / <sub>8</sub> - <sup>3</sup> / <sub>4</sub>	100 <sup>3</sup> / <sub>8</sub>	99 <sup>3</sup> / <sub>8</sub>	99 <sup>3</sup> / <sub>4</sub> - <sup>1</sup> / <sub>2</sub>	-860	+ <sup>1</sup> / <sub>4</sub>
Nov. 10	1, 556	36, 154	99 <sup>3</sup> / <sub>8</sub> - <sup>1</sup> / <sub>2</sub>	100 <sup>1</sup> / <sub>2</sub>	99 <sup>3</sup> / <sub>8</sub>	99 <sup>3</sup> / <sub>8</sub> -100 <sup>1</sup> / <sub>2</sub>	-526	+ <sup>1</sup> / <sub>4</sub>
Nov. 13	2, 910	35, 450	99 <sup>1</sup> / <sub>2</sub> - <sup>3</sup> / <sub>8</sub>	100 <sup>1</sup> / <sub>2</sub>	98 <sup>3</sup> / <sub>8</sub>	100 <sup>1</sup> / <sub>2</sub> -100	-704	+ <sup>1</sup> / <sub>4</sub>
Nov. 14	2, 273	34, 783	100-99 <sup>1</sup> / <sub>4</sub>	100 <sup>1</sup> / <sub>2</sub>	99 <sup>3</sup> / <sub>8</sub>	99 <sup>3</sup> / <sub>4</sub> - <sup>3</sup> / <sub>8</sub>	-667	- <sup>1</sup> / <sub>2</sub>
Nov. 15	4, 553	33, 394	99 <sup>3</sup> / <sub>8</sub> - <sup>1</sup> / <sub>4</sub>	101 <sup>1</sup> / <sub>2</sub>	99	101 <sup>1</sup> / <sub>2</sub> -101	-1, 380	+1 <sup>1</sup> / <sub>4</sub>
Nov. 16	3, 661	32, 438	100 <sup>1</sup> / <sub>4</sub> - <sup>1</sup> / <sub>2</sub>	101 <sup>1</sup> / <sub>2</sub>	100 <sup>3</sup> / <sub>8</sub>	100 <sup>3</sup> / <sub>8</sub> - <sup>1</sup> / <sub>2</sub>	-956	+ <sup>1</sup> / <sub>4</sub>
Nov. 17	2, 229	31, 650	100 <sup>1</sup> / <sub>4</sub> - <sup>3</sup> / <sub>8</sub>	101 <sup>1</sup> / <sub>2</sub>	100 <sup>3</sup> / <sub>8</sub>	101 <sup>1</sup> / <sub>2</sub> - <sup>1</sup> / <sub>4</sub>	-788	- <sup>1</sup> / <sub>4</sub>
Nov. 19	2, 634	30, 608	100 <sup>3</sup> / <sub>4</sub> - <sup>3</sup> / <sub>8</sub>	101 <sup>3</sup> / <sub>8</sub>	100 <sup>3</sup> / <sub>8</sub>	101-101 <sup>1</sup> / <sub>2</sub>	-1, 042	-1 <sup>1</sup> / <sub>4</sub>
Nov. 20	3, 753	29, 310	100 <sup>3</sup> / <sub>8</sub> - <sup>1</sup> / <sub>2</sub>	100 <sup>1</sup> / <sub>2</sub>	99	99 <sup>1</sup> / <sub>2</sub>	-1, 298	- <sup>1</sup> / <sub>4</sub>

WHEAT FUTURES

TABLE 34.—Daily volume of trading, open commitments, opening, high, low, and closing prices per bushel of December wheat futures on the Chicago Board of Trade, Apr. 22, 1933, to Dec. 31, 1935—Continued

1934 DECEMBER FUTURE (NEW STYLE)—Continued

Date	Volume of trading	Open commitments	Opening price	Range in price		Closing price	Net change from previous day	
				High	Low		Open commitments	Closing price
	1,000 bushels	1,000 bushels	Cents	Cents	Cents	1,000 bushels	Cents	
Nov. 21.....	4, 189	28, 019	98 $\frac{1}{2}$ - $\frac{1}{4}$	99 $\frac{1}{2}$	98	98 $\frac{1}{2}$ -99	-1, 291	
Nov. 22.....	2, 527	27, 376	99 $\frac{1}{2}$ - $\frac{1}{2}$	99 $\frac{1}{2}$	98	98-98 $\frac{1}{2}$	-643	
Nov. 23.....	3, 770	26, 051	97 $\frac{3}{4}$ - $\frac{1}{2}$	98 $\frac{1}{2}$	97 $\frac{1}{4}$	98 $\frac{1}{2}$ - $\frac{1}{4}$	-1, 325	
Nov. 24.....	1, 600	25, 462	99-98 $\frac{1}{2}$	99 $\frac{1}{2}$	98 $\frac{1}{2}$	99 $\frac{1}{2}$ - $\frac{1}{2}$	-589	
Nov. 25.....	3, 133	24, 607	100 $\frac{1}{4}$ - $\frac{1}{4}$	100 $\frac{1}{2}$	98 $\frac{3}{4}$	98 $\frac{3}{4}$ - $\frac{1}{4}$	-855	
Nov. 26.....	3, 968	22, 649	98 $\frac{1}{2}$ - $\frac{3}{4}$	99 $\frac{1}{2}$	98 $\frac{1}{2}$	99 $\frac{1}{2}$ - $\frac{1}{2}$	-1, 958	
Nov. 27.....	6, 779	19, 030	99 $\frac{1}{2}$ - $\frac{1}{2}$	100 $\frac{1}{2}$	99 $\frac{1}{2}$	99 $\frac{1}{2}$ - $\frac{3}{4}$	-3, 619	
Nov. 28.....	11, 809	13, 187	98 $\frac{3}{4}$ - $\frac{1}{4}$	99 $\frac{1}{2}$	98	98 $\frac{3}{4}$ - $\frac{1}{2}$	5, 843	
Nov. 30.....	3, 410	11, 633	99 $\frac{1}{2}$ -99	100	99	99 $\frac{1}{2}$ -100	-1, 554	
Dec. 1.....	3, 214	10, 952	100 $\frac{1}{2}$ - $\frac{1}{2}$	100 $\frac{3}{4}$	99 $\frac{1}{4}$	99 $\frac{1}{4}$	-681	
Dec. 3.....	3, 163	7, 859	99-98 $\frac{1}{2}$	100	98 $\frac{3}{8}$	99 $\frac{1}{4}$ -100	-3, 093	
Dec. 4.....	3, 932	6, 117	100 $\frac{1}{2}$ - $\frac{3}{4}$	103 $\frac{1}{8}$	100 $\frac{1}{2}$	102 $\frac{1}{2}$ - $\frac{3}{4}$	-1, 742	
Dec. 5.....	2, 548	5, 208	102 $\frac{3}{8}$	103 $\frac{1}{2}$	102	102 $\frac{1}{2}$ -102	-909	
Dec. 6.....	1, 069	4, 222	102 $\frac{3}{8}$ - $\frac{1}{2}$	103 $\frac{1}{2}$	101 $\frac{1}{4}$	101 $\frac{1}{4}$ - $\frac{3}{4}$	-986	
Dec. 7.....	506	3, 927	101 $\frac{1}{2}$ -102	102 $\frac{1}{4}$	101 $\frac{3}{8}$	101 $\frac{1}{4}$ - $\frac{1}{2}$	-295	
Dec. 8.....	1, 161	3, 562	101 $\frac{3}{8}$	101 $\frac{1}{2}$	100 $\frac{1}{2}$	101 $\frac{1}{4}$ - $\frac{3}{8}$	-365	
Dec. 10.....	654	3, 006	100 $\frac{3}{4}$ - $\frac{5}{8}$	100 $\frac{3}{4}$	100 $\frac{1}{4}$	100 $\frac{3}{4}$	-556	
Dec. 11.....	422	2, 764	100 $\frac{1}{2}$	100 $\frac{3}{4}$	100	100 $\frac{1}{4}$	-242	
Dec. 12.....	538	2, 535	100 $\frac{1}{4}$	100 $\frac{3}{4}$	100 $\frac{1}{4}$	100 $\frac{1}{4}$	-229	
Dec. 13.....	280	2, 302	100 $\frac{1}{4}$	101 $\frac{1}{2}$	100 $\frac{1}{2}$	101-101 $\frac{1}{8}$	-233	
Dec. 14.....	292	2, 221	100 $\frac{1}{2}$	101 $\frac{1}{2}$	100	100 $\frac{1}{4}$	-81	
Dec. 15.....	714	2, 095	100-99 $\frac{1}{2}$	100	98 $\frac{3}{4}$	98 $\frac{1}{4}$ - $\frac{3}{4}$	-126	
Dec. 16.....	395	1, 984	99 $\frac{3}{4}$	99 $\frac{3}{4}$	98 $\frac{5}{8}$	98 $\frac{1}{4}$	-111	
Dec. 17.....	406	1, 463	98 $\frac{5}{8}$	99 $\frac{1}{4}$	97 $\frac{1}{4}$	97 $\frac{1}{4}$ - $\frac{3}{8}$	-521	
Dec. 18.....	511	1, 137	97 $\frac{5}{8}$ - $\frac{1}{2}$	97 $\frac{1}{2}$	97	97 $\frac{1}{2}$	-326	
Dec. 19.....	556	918	97	98	96 $\frac{3}{8}$	97 $\frac{1}{2}$	-219	
Dec. 20.....	149	799	98	98 $\frac{1}{2}$	97 $\frac{3}{4}$	98 $\frac{1}{4}$	-119	
Dec. 21.....	101	779	98 $\frac{1}{4}$	98 $\frac{1}{4}$	97 $\frac{3}{4}$	98 $\frac{1}{4}$ - $\frac{1}{4}$	-20	
Dec. 22.....	90	759	98 $\frac{1}{4}$	99	98 $\frac{1}{4}$	98 $\frac{1}{4}$	-20	
Dec. 23.....	253	675	98 $\frac{1}{4}$	98 $\frac{1}{2}$	98	98 $\frac{1}{2}$	-84	
Dec. 24.....	659	679	98 $\frac{1}{4}$	98 $\frac{1}{2}$	98 $\frac{1}{2}$	98 $\frac{1}{2}$	+4	
Dec. 25.....	507	433	98 $\frac{1}{2}$	98 $\frac{1}{2}$	97 $\frac{3}{4}$	98-98 $\frac{1}{8}$	-246	
Dec. 26.....	1, 137		98-97 $\frac{3}{8}$	98 $\frac{1}{4}$	97 $\frac{3}{8}$	97 $\frac{3}{8}$ - $\frac{1}{2}$	-433	

1935 DECEMBER FUTURE

May 2.....	168	133		99 $\frac{1}{2}$	99 $\frac{1}{2}$		+133
May 3.....	25	153		99 $\frac{1}{2}$	99 $\frac{1}{4}$		+20
May 4.....	5	153		98 $\frac{5}{8}$	98 $\frac{5}{8}$		
May 5.....	15	153		98 $\frac{1}{2}$	98 $\frac{1}{2}$		
May 6.....	6	152		97 $\frac{3}{8}$	97 $\frac{3}{8}$		-1
May 7.....	178	330		98	97 $\frac{1}{4}$		+178
May 8.....	200	475		98	98		+145
May 9.....	162	566		98 $\frac{1}{2}$	97 $\frac{1}{4}$		+91
May 10.....	26	560		98	96 $\frac{7}{8}$		-6
May 11.....	11	570		95 $\frac{3}{8}$	95 $\frac{3}{8}$		+10
May 12.....	105	630		95 $\frac{1}{2}$	95 $\frac{1}{2}$		+60
May 13.....	91	700		95 $\frac{3}{8}$	95 $\frac{1}{2}$		+70
May 14.....	116	809		97 $\frac{1}{2}$	96 $\frac{1}{2}$		+109
May 15.....	162	969		96 $\frac{1}{4}$	94 $\frac{3}{4}$		+160
May 16.....	10	969		93 $\frac{1}{2}$	93 $\frac{1}{2}$		
May 17.....	1, 507	1, 830	93 $\frac{3}{8}$	94	92 $\frac{3}{8}$	92 $\frac{3}{8}$	+861
May 18.....	1, 290	2, 510	92 $\frac{1}{2}$	93 $\frac{1}{4}$	91 $\frac{1}{2}$	93 $\frac{1}{4}$ - $\frac{1}{8}$	+680
May 19.....	901	2, 938	93	93 $\frac{3}{8}$	92 $\frac{3}{8}$	92 $\frac{3}{8}$ - $\frac{1}{2}$	+428
May 20.....	637	3, 139	92 $\frac{1}{2}$ - $\frac{5}{8}$	93 $\frac{3}{8}$	92 $\frac{1}{4}$	93 $\frac{1}{4}$ - $\frac{1}{8}$	+201
May 21.....	1, 608	3, 645	92 $\frac{1}{2}$ - $\frac{3}{4}$	92 $\frac{1}{2}$	91 $\frac{3}{8}$	91 $\frac{3}{8}$ - $\frac{3}{8}$	+506
May 22.....	1, 452	4, 259	90 $\frac{3}{4}$ - $\frac{3}{8}$	91	90 $\frac{1}{4}$	90 $\frac{3}{4}$ - $\frac{1}{2}$	+014
May 23.....	1, 497	4, 803	90 $\frac{1}{4}$	91 $\frac{1}{2}$	90 $\frac{1}{2}$	90 $\frac{1}{2}$ - $\frac{1}{2}$	+544
May 24.....	1, 620	5, 384	90	90 $\frac{3}{4}$	89 $\frac{3}{8}$	90 $\frac{1}{4}$ - $\frac{1}{8}$	+581
May 25.....	2, 224	5, 727	89 $\frac{3}{4}$ -90	90 $\frac{1}{4}$	87 $\frac{3}{4}$	87 $\frac{1}{4}$ - $\frac{3}{4}$	+343
May 26.....	2, 644	5, 938	88 $\frac{1}{4}$ -88	89 $\frac{1}{4}$	87 $\frac{1}{4}$	87 $\frac{1}{4}$ - $\frac{1}{4}$	+211
May 27.....	3, 795	7, 070	86 $\frac{1}{4}$ -84 $\frac{1}{2}$	86	84	85 $\frac{1}{2}$ - $\frac{1}{2}$	+1, 132
May 28.....	3, 715	7, 665	86 $\frac{1}{2}$ - $\frac{3}{4}$	86 $\frac{1}{2}$	85	85 $\frac{1}{2}$ - $\frac{1}{2}$	+505
May 29.....	2, 913	7, 985	86 $\frac{1}{2}$ -86	87 $\frac{1}{2}$	85 $\frac{3}{4}$	87 $\frac{1}{2}$ - $\frac{1}{4}$	+320
May 30.....	2, 376	8, 658	87-86 $\frac{1}{8}$	87 $\frac{1}{4}$	86 $\frac{3}{8}$	87-87 $\frac{1}{8}$	+573
May 31.....	2, 667	9, 338	86 $\frac{1}{2}$ - $\frac{1}{2}$	87 $\frac{1}{2}$	86 $\frac{1}{2}$	86 $\frac{1}{2}$	+780

TABLE 34.—Daily volume of trading, open commitments, opening, high, low, and closing prices per bushel of December wheat futures on the Chicago Board of Trade, Apr. 22, 1933, to Dec. 31, 1935—Continued

1935 DECEMBER FUTURE—Continued

Date	Volume of trading	Open commitments	Opening price	Range in price		Closing price	Net change from previous day	
				High	Low		Open commitments	Closing price
1935	1,000 bushels	1,000 bushels	Cents	Cents	Cents	Cents	1,000 bushels	Cents
June 7	2,050	9,566	86 <sup>1</sup> / <sub>2</sub> - <sup>3</sup> / <sub>8</sub>	86 <sup>5</sup> / <sub>8</sub>	85 <sup>1</sup> / <sub>2</sub>	85 <sup>1</sup> / <sub>2</sub> - <sup>1</sup> / <sub>8</sub>	+218	-1 <sup>1</sup> / <sub>2</sub>
June 8	2,586	10,101	85-84 <sup>3</sup> / <sub>4</sub>	86 <sup>1</sup> / <sub>2</sub>	84 <sup>3</sup> / <sub>4</sub>	86-80 <sup>1</sup> / <sub>2</sub>	+545	+3 <sup>3</sup> / <sub>4</sub>
June 10	1,705	10,516	86	86 <sup>5</sup> / <sub>8</sub>	85 <sup>5</sup> / <sub>8</sub>	86 <sup>1</sup> / <sub>2</sub>	+415	+1 <sup>1</sup> / <sub>2</sub>
June 11	1,542	10,680	86 <sup>3</sup> / <sub>4</sub>	86 <sup>3</sup> / <sub>4</sub>	86	86 <sup>1</sup> / <sub>2</sub> - <sup>3</sup> / <sub>8</sub>	+164	-1 <sup>1</sup> / <sub>2</sub>
June 12	4,007	10,945	86-85 <sup>5</sup> / <sub>8</sub>	86	83 <sup>1</sup> / <sub>2</sub>	83 <sup>1</sup> / <sub>2</sub> - <sup>3</sup> / <sub>4</sub>	+205	-2 <sup>5</sup> / <sub>8</sub>
June 13	5,490	11,866	83-82 <sup>1</sup> / <sub>8</sub>	83 <sup>1</sup> / <sub>2</sub>	81 <sup>1</sup> / <sub>2</sub>	81 <sup>5</sup> / <sub>8</sub> - <sup>3</sup> / <sub>4</sub>	+921	-1 <sup>1</sup> / <sub>2</sub>
June 14	4,132	12,458	82-82 <sup>1</sup> / <sub>8</sub>	83 <sup>3</sup> / <sub>8</sub>	82	83 <sup>1</sup> / <sub>2</sub> - <sup>1</sup> / <sub>2</sub>	+592	+1 <sup>1</sup> / <sub>2</sub>
June 15	3,077	12,384	83 <sup>1</sup> / <sub>2</sub>	83 <sup>1</sup> / <sub>8</sub>	81 <sup>3</sup> / <sub>4</sub>	81 <sup>1</sup> / <sub>2</sub> -82	-74	-1 <sup>1</sup> / <sub>2</sub>
June 17	3,960	12,720	82 <sup>1</sup> / <sub>2</sub> - <sup>1</sup> / <sub>4</sub>	83	81 <sup>1</sup> / <sub>2</sub>	82 <sup>1</sup> / <sub>2</sub> -83	+336	+1
June 18	4,621	13,103	83 <sup>3</sup> / <sub>8</sub>	84 <sup>1</sup> / <sub>2</sub>	83 <sup>1</sup> / <sub>2</sub>	84 <sup>1</sup> / <sub>2</sub>	+383	+1 <sup>1</sup> / <sub>2</sub>
June 19	4,052	13,657	83 <sup>3</sup> / <sub>8</sub> - <sup>1</sup> / <sub>2</sub>	83 <sup>3</sup> / <sub>8</sub>	82 <sup>1</sup> / <sub>2</sub>	82 <sup>1</sup> / <sub>2</sub> - <sup>5</sup> / <sub>8</sub>	+554	-1 <sup>3</sup> / <sub>4</sub>
June 20	4,785	13,910	81 <sup>3</sup> / <sub>4</sub> - <sup>1</sup> / <sub>2</sub>	83 <sup>1</sup> / <sub>2</sub>	81 <sup>1</sup> / <sub>2</sub>	83 <sup>3</sup> / <sub>8</sub> - <sup>1</sup> / <sub>2</sub>	+253	+1
June 21	3,535	14,201	83 <sup>1</sup> / <sub>2</sub> - <sup>5</sup> / <sub>8</sub>	84 <sup>5</sup> / <sub>8</sub>	83	84-83 <sup>1</sup> / <sub>8</sub>	+381	+1 <sup>1</sup> / <sub>2</sub>
June 22	2,447	14,460	83 <sup>1</sup> / <sub>2</sub> - <sup>1</sup> / <sub>4</sub>	83 <sup>1</sup> / <sub>2</sub>	82 <sup>5</sup> / <sub>8</sub>	83-82 <sup>1</sup> / <sub>8</sub>	+199	-1
June 24	3,434	14,936	82 <sup>1</sup> / <sub>2</sub> - <sup>1</sup> / <sub>8</sub>	82 <sup>1</sup> / <sub>2</sub>	81 <sup>1</sup> / <sub>2</sub>	82 <sup>5</sup> / <sub>8</sub> - <sup>1</sup> / <sub>2</sub>	+476	- <sup>1</sup> / <sub>2</sub>
June 25	3,478	15,351	82 <sup>1</sup> / <sub>2</sub> - <sup>1</sup> / <sub>8</sub>	82 <sup>3</sup> / <sub>4</sub>	81 <sup>3</sup> / <sub>4</sub>	81 <sup>1</sup> / <sub>2</sub> -82	+415	- <sup>1</sup> / <sub>2</sub>
June 26	4,800	16,163	82-81 <sup>3</sup> / <sub>4</sub>	83 <sup>3</sup> / <sub>8</sub>	81 <sup>3</sup> / <sub>4</sub>	83 <sup>3</sup> / <sub>8</sub> - <sup>1</sup> / <sub>4</sub>	+812	+1 <sup>1</sup> / <sub>2</sub>
June 27	3,002	16,510	82 <sup>3</sup> / <sub>4</sub> -83	83 <sup>1</sup> / <sub>2</sub>	82 <sup>1</sup> / <sub>2</sub>	83 <sup>1</sup> / <sub>2</sub> - <sup>1</sup> / <sub>4</sub>	+356	-
June 28	12,448	17,557	83 <sup>1</sup> / <sub>2</sub> - <sup>5</sup> / <sub>8</sub>	88	83 <sup>1</sup> / <sub>2</sub>	87 <sup>1</sup> / <sub>2</sub> -88	+1,038	+4 <sup>3</sup> / <sub>4</sub>
June 29	7,939	17,708	87 <sup>1</sup> / <sub>2</sub> - <sup>1</sup> / <sub>4</sub>	89 <sup>1</sup> / <sub>2</sub>	86 <sup>5</sup> / <sub>8</sub>	87 <sup>3</sup> / <sub>4</sub> - <sup>1</sup> / <sub>2</sub>	+151	- <sup>1</sup> / <sub>2</sub>
July 1	11,161	17,416	87 <sup>3</sup> / <sub>8</sub> - <sup>3</sup> / <sub>8</sub>	90 <sup>5</sup> / <sub>8</sub>	87 <sup>3</sup> / <sub>8</sub>	89 <sup>5</sup> / <sub>8</sub> - <sup>3</sup> / <sub>8</sub>	-292	+2
July 2	9,763	18,056	89	90 <sup>1</sup> / <sub>2</sub>	88	89 <sup>1</sup> / <sub>2</sub> -88 <sup>1</sup> / <sub>2</sub>	+640	- <sup>1</sup> / <sub>4</sub>
July 3	7,204	18,230	88 <sup>3</sup> / <sub>4</sub> - <sup>1</sup> / <sub>2</sub>	90	88 <sup>1</sup> / <sub>2</sub>	89-88 <sup>1</sup> / <sub>2</sub>	+180	-
July 5	11,258	18,854	86 <sup>1</sup> / <sub>2</sub> -85 <sup>1</sup> / <sub>4</sub>	86 <sup>1</sup> / <sub>2</sub>	83 <sup>1</sup> / <sub>2</sub>	83 <sup>1</sup> / <sub>2</sub>	+618	-5
July 6	10,387	19,055	83-82 <sup>3</sup> / <sub>4</sub>	83 <sup>1</sup> / <sub>2</sub>	81	81 <sup>5</sup> / <sub>8</sub> - <sup>3</sup> / <sub>4</sub>	+201	-2 <sup>1</sup> / <sub>2</sub>
July 8	8,531	19,580	82 <sup>1</sup> / <sub>2</sub> - <sup>1</sup> / <sub>2</sub>	83 <sup>1</sup> / <sub>2</sub>	81 <sup>1</sup> / <sub>2</sub>	83 <sup>1</sup> / <sub>2</sub> - <sup>1</sup> / <sub>2</sub>	+525	+1 <sup>1</sup> / <sub>2</sub>
July 9	15,228	20,567	84-84 <sup>1</sup> / <sub>4</sub>	87	84	86 <sup>1</sup> / <sub>2</sub> -87	+987	+3 <sup>3</sup> / <sub>4</sub>
July 10	10,846	21,829	86 <sup>3</sup> / <sub>8</sub> - <sup>5</sup> / <sub>8</sub>	87 <sup>1</sup> / <sub>2</sub>	85 <sup>1</sup> / <sub>2</sub>	86 <sup>3</sup> / <sub>8</sub> - <sup>3</sup> / <sub>4</sub>	+1,262	- <sup>1</sup> / <sub>2</sub>
July 11	12,446	23,552	84-83 <sup>1</sup> / <sub>2</sub>	85 <sup>1</sup> / <sub>2</sub>	83 <sup>1</sup> / <sub>2</sub>	85 <sup>1</sup> / <sub>2</sub> - <sup>3</sup> / <sub>4</sub>	+1,723	-1 <sup>1</sup> / <sub>2</sub>
July 12	7,633	24,289	85 <sup>3</sup> / <sub>8</sub> - <sup>1</sup> / <sub>4</sub>	85 <sup>3</sup> / <sub>8</sub>	83 <sup>1</sup> / <sub>2</sub>	83 <sup>3</sup> / <sub>8</sub> - <sup>1</sup> / <sub>2</sub>	+737	-1 <sup>1</sup> / <sub>2</sub>
July 13	8,635	24,472	83 <sup>1</sup> / <sub>2</sub> -83	83 <sup>1</sup> / <sub>2</sub>	81 <sup>1</sup> / <sub>2</sub>	82 <sup>3</sup> / <sub>4</sub> - <sup>1</sup> / <sub>2</sub>	+183	-1 <sup>1</sup> / <sub>2</sub>
July 15	12,770	25,384	83 <sup>1</sup> / <sub>2</sub> - <sup>1</sup> / <sub>2</sub>	85 <sup>5</sup> / <sub>8</sub>	82 <sup>1</sup> / <sub>2</sub>	84 <sup>1</sup> / <sub>2</sub> - <sup>1</sup> / <sub>2</sub>	+912	+2
July 16	9,109	25,873	84 <sup>1</sup> / <sub>2</sub> -85	85 <sup>1</sup> / <sub>2</sub>	83 <sup>1</sup> / <sub>2</sub>	83 <sup>3</sup> / <sub>4</sub> - <sup>1</sup> / <sub>2</sub>	+489	+ <sup>1</sup> / <sub>2</sub>
July 17	13,004	27,552	84 <sup>1</sup> / <sub>2</sub> - <sup>3</sup> / <sub>4</sub>	87	84 <sup>1</sup> / <sub>2</sub>	86 <sup>1</sup> / <sub>2</sub> - <sup>1</sup> / <sub>2</sub>	+1,679	+2 <sup>1</sup> / <sub>2</sub>
July 18	10,715	28,672	86 <sup>1</sup> / <sub>2</sub> - <sup>3</sup> / <sub>4</sub>	87 <sup>1</sup> / <sub>2</sub>	85 <sup>1</sup> / <sub>2</sub>	85 <sup>1</sup> / <sub>2</sub> - <sup>1</sup> / <sub>2</sub>	+1,120	-1
July 19	8,324	29,261	86-80 <sup>1</sup> / <sub>4</sub>	86 <sup>1</sup> / <sub>2</sub>	85 <sup>1</sup> / <sub>2</sub>	85 <sup>1</sup> / <sub>2</sub> - <sup>5</sup> / <sub>8</sub>	+589	+1 <sup>1</sup> / <sub>2</sub>
July 20	6,480	29,752	85 <sup>3</sup> / <sub>4</sub> - <sup>3</sup> / <sub>4</sub>	86 <sup>3</sup> / <sub>4</sub>	85	86 <sup>3</sup> / <sub>4</sub> - <sup>5</sup> / <sub>8</sub>	+491	+1 <sup>1</sup> / <sub>2</sub>
July 22	10,830	31,155	87 <sup>1</sup> / <sub>2</sub> - <sup>1</sup> / <sub>2</sub>	88 <sup>1</sup> / <sub>2</sub>	87	87 <sup>1</sup> / <sub>2</sub> - <sup>1</sup> / <sub>4</sub>	+1,403	+1 <sup>1</sup> / <sub>2</sub>
July 23	13,014	31,383	88-88 <sup>1</sup> / <sub>2</sub>	88 <sup>1</sup> / <sub>2</sub>	85 <sup>1</sup> / <sub>2</sub>	88-80 <sup>1</sup> / <sub>2</sub>	+228	-1 <sup>1</sup> / <sub>2</sub>
July 24	8,603	32,336	86 <sup>3</sup> / <sub>8</sub> - <sup>1</sup> / <sub>2</sub>	87 <sup>5</sup> / <sub>8</sub>	86	87 <sup>1</sup> / <sub>2</sub> - <sup>3</sup> / <sub>4</sub>	+953	+1 <sup>1</sup> / <sub>2</sub>
July 25	14,273	33,494	87 <sup>1</sup> / <sub>2</sub> -87	89 <sup>3</sup> / <sub>8</sub>	86 <sup>3</sup> / <sub>4</sub>	87 <sup>3</sup> / <sub>4</sub> - <sup>3</sup> / <sub>4</sub>	+1,158	+ <sup>1</sup> / <sub>2</sub>
July 26	18,626	35,129	87 <sup>3</sup> / <sub>4</sub> - <sup>5</sup> / <sub>8</sub>	91 <sup>1</sup> / <sub>2</sub>	87 <sup>5</sup> / <sub>8</sub>	90 <sup>3</sup> / <sub>4</sub> -91	+1,635	+3 <sup>3</sup> / <sub>4</sub>
July 27	19,873	34,908	92-91 <sup>1</sup> / <sub>2</sub>	95 <sup>3</sup> / <sub>8</sub>	91 <sup>1</sup> / <sub>2</sub>	94 <sup>1</sup> / <sub>2</sub> - <sup>1</sup> / <sub>4</sub>	-131	-1 <sup>1</sup> / <sub>2</sub>
July 29	19,283	36,442	93 <sup>1</sup> / <sub>2</sub> -93	95 <sup>5</sup> / <sub>8</sub>	93	93 <sup>1</sup> / <sub>2</sub> - <sup>3</sup> / <sub>4</sub>	+1,444	- <sup>3</sup> / <sub>4</sub>
July 30	18,655	38,809	92 <sup>1</sup> / <sub>2</sub> - <sup>3</sup> / <sub>4</sub>	94	92 <sup>1</sup> / <sub>2</sub>	92 <sup>1</sup> / <sub>2</sub> - <sup>5</sup> / <sub>8</sub>	+2,367	+3
July 31	25,253	41,607	93 <sup>1</sup> / <sub>2</sub> - <sup>5</sup> / <sub>8</sub>	97 <sup>1</sup> / <sub>2</sub>	93 <sup>1</sup> / <sub>2</sub>	96 <sup>1</sup> / <sub>2</sub> - <sup>3</sup> / <sub>4</sub>	+2,798	+3
Aug. 1	17,774	41,815	96 <sup>1</sup> / <sub>2</sub> -97	97 <sup>1</sup> / <sub>2</sub>	94 <sup>3</sup> / <sub>8</sub>	94 <sup>3</sup> / <sub>8</sub> - <sup>3</sup> / <sub>8</sub>	+208	-2
Aug. 2	18,703	42,342	94 <sup>1</sup> / <sub>2</sub> -94	94 <sup>3</sup> / <sub>8</sub>	91 <sup>1</sup> / <sub>2</sub>	92 <sup>5</sup> / <sub>8</sub> - <sup>3</sup> / <sub>8</sub>	+527	-3
Aug. 3	11,326	43,340	92 <sup>3</sup> / <sub>8</sub> - <sup>5</sup> / <sub>8</sub>	93 <sup>3</sup> / <sub>8</sub>	91 <sup>1</sup> / <sub>2</sub>	91 <sup>3</sup> / <sub>4</sub> - <sup>5</sup> / <sub>8</sub>	+998	+ <sup>1</sup> / <sub>2</sub>
Aug. 5	13,011	44,396	91 <sup>5</sup> / <sub>8</sub> -92	94	91 <sup>1</sup> / <sub>2</sub>	93 <sup>1</sup> / <sub>2</sub> - <sup>5</sup> / <sub>8</sub>	+1,050	+1 <sup>1</sup> / <sub>2</sub>
Aug. 6	15,628	45,746	94-94 <sup>1</sup> / <sub>4</sub>	94 <sup>3</sup> / <sub>8</sub>	92 <sup>1</sup> / <sub>2</sub>	92 <sup>1</sup> / <sub>2</sub> - <sup>1</sup> / <sub>2</sub>	+1,350	-1 <sup>1</sup> / <sub>2</sub>
Aug. 7	17,181	45,581	92 <sup>1</sup> / <sub>2</sub> -91 <sup>1</sup> / <sub>2</sub>	93 <sup>1</sup> / <sub>2</sub>	90 <sup>1</sup> / <sub>2</sub>	92 <sup>1</sup> / <sub>2</sub> - <sup>1</sup> / <sub>2</sub>	-165	-1 <sup>1</sup> / <sub>2</sub>
Aug. 8	13,703	45,707	92 <sup>5</sup> / <sub>8</sub> - <sup>3</sup> / <sub>4</sub>	93	90 <sup>1</sup> / <sub>2</sub>	91 <sup>1</sup> / <sub>2</sub> -92	+126	+ <sup>1</sup> / <sub>2</sub>
Aug. 9	9,450	46,167	92 <sup>1</sup> / <sub>2</sub> - <sup>1</sup> / <sub>4</sub>	92 <sup>3</sup> / <sub>8</sub>	91 <sup>1</sup> / <sub>2</sub>	92 <sup>3</sup> / <sub>8</sub> - <sup>1</sup> / <sub>2</sub>	+460	+ <sup>1</sup> / <sub>2</sub>
Aug. 10	16,500	46,478	94-93 <sup>1</sup> / <sub>2</sub>	94 <sup>1</sup> / <sub>2</sub>	91 <sup>1</sup> / <sub>2</sub>	91 <sup>1</sup> / <sub>2</sub> - <sup>3</sup> / <sub>8</sub>	+311	-1
Aug. 12	21,593	47,703	91 <sup>3</sup> / <sub>4</sub> -92	92	89 <sup>1</sup> / <sub>2</sub>	91 <sup>1</sup> / <sub>2</sub> - <sup>3</sup> / <sub>4</sub>	+1,225	-1 <sup>1</sup> / <sub>2</sub>
Aug. 13	15,713	48,181	89 <sup>1</sup> / <sub>2</sub> -88 <sup>1</sup> / <sub>2</sub>	89 <sup>1</sup> / <sub>2</sub>	88 <sup>3</sup> / <sub>4</sub>	88 <sup>3</sup> / <sub>4</sub> - <sup>3</sup> / <sub>4</sub>	+178	-1
Aug. 14	14,065	48,508	89-88 <sup>3</sup> / <sub>4</sub>	89 <sup>5</sup> / <sub>8</sub>	88 <sup>1</sup> / <sub>2</sub>	88 <sup>3</sup> / <sub>4</sub> - <sup>1</sup> / <sub>2</sub>	+327	+ <sup>1</sup> / <sub>2</sub>
Aug. 15	11,684	47,853	89-89 <sup>1</sup> / <sub>4</sub>	90 <sup>3</sup> / <sub>8</sub>	89	89 <sup>3</sup> / <sub>4</sub> - <sup>1</sup> / <sub>2</sub>	+655	+ <sup>1</sup> / <sub>2</sub>
Aug. 16	14,853	48,256	90-90 <sup>1</sup> / <sub>4</sub>	90 <sup>3</sup> / <sub>8</sub>	89 <sup>3</sup> / <sub>4</sub>	90 <sup>1</sup> / <sub>2</sub> - <sup>1</sup> / <sub>2</sub>	+403	-2 <sup>1</sup> / <sub>4</sub>
Aug. 17	11,743	47,840	90 <sup>1</sup> / <sub>2</sub> - <sup>1</sup> / <sub>4</sub>	90 <sup>1</sup> / <sub>2</sub>	88 <sup>1</sup> / <sub>2</sub>	88 <sup>3</sup> / <sub>4</sub> - <sup>1</sup> / <sub>4</sub>	+116	-2 <sup>1</sup> / <sub>4</sub>
Aug. 19	14,393	48,508	88 <sup>1</sup> / <sub>2</sub> - <sup>5</sup> / <sub>8</sub>	89	87 <sup>5</sup> / <sub>8</sub>	87 <sup>3</sup> / <sub>4</sub> - <sup>5</sup> / <sub>8</sub>	+668	+ <sup>1</sup> / <sub>2</sub>
Aug. 20	11,797	48,580	87 <sup>5</sup> / <sub>8</sub> - <sup>3</sup> / <sub>4</sub>	89 <sup>3</sup> / <sub>4</sub>	87 <sup>5</sup> / <sub>8</sub>	89 <sup>5</sup> / <sub>8</sub> - <sup>5</sup> / <sub>8</sub>	+72	+ <sup>1</sup> / <sub>2</sub>
Aug. 21	23,539	50,188	89 <sup>3</sup> / <sub>4</sub> -90 <sup>1</sup> / <sub>4</sub>	92 <sup>1</sup> / <sub>2</sub>	89 <sup>3</sup> / <sub>4</sub>	91 <sup>1</sup> / <sub>2</sub> -92	+1,608	-1
Aug. 22	17,652	50,106	91 <sup>3</sup> / <sub>4</sub> -92	92 <sup>1</sup> / <sub>2</sub>	90 <sup>3</sup> / <sub>4</sub>	90 <sup>7</sup> / <sub>8</sub> -91	-82	-1
Aug. 23	18,740	51,659	90 <sup>3</sup> / <sub>4</sub> - <sup>1</sup> / <sub>2</sub>	92 <sup>3</sup> / <sub>4</sub>	90	91 <sup>3</sup> / <sub>4</sub> - <sup>5</sup> / <sub>8</sub>	+1,553	+ <sup>1</sup> / <sub>2</sub>
Aug. 24	8,882	52,095	91 <sup>1</sup> / <sub>2</sub> - <sup>1</sup> / <sub>4</sub>	91 <sup>1</sup> / <sub>2</sub>	90 <sup>1</sup> / <sub>2</sub>	91-90 <sup>1</sup> / <sub>2</sub>	+436	+ <sup>1</sup> / <sub>2</sub>
Aug. 26	11,846	52,833	91 <sup>1</sup> / <sub>2</sub>	91 <sup>1</sup> / <sub>2</sub>	90 <sup>1</sup> / <sub>4</sub>	90 <sup>1</sup> / <sub>2</sub> - <sup>3</sup> / <sub>8</sub>	+738	- <sup>1</sup> / <sub>2</sub>
Aug. 27	13,401	53,210	90 <sup>3</sup> / <sub>8</sub> - <sup>1</sup> / <sub>8</sub>	91	89 <sup>3</sup> / <sub>4</sub>	90-89 <sup>1</sup> / <sub>2</sub>	+477	- <sup>1</sup> / <sub>2</sub>

TABLE 34.—Daily volume of trading, open commitments, opening, high, low, and closing prices per bushel of December wheat futures on the Chicago Board of Trade, Apr. 22, 1933, to Dec. 31, 1935—Continued

1935 DECEMBER FUTURE—Continued

Date	Volume of trading	Open commitments	Opening price	Range in price		Closing price	Net change from previous day	
				High	Low		Open commitments	Closing price
1935	1,000 bushels	1,000 bushels	Cents	Cents	Cents	1,000 bushels	Cents	
Aug. 28.	14, 204	53, 767	90 <sup>1</sup> / <sub>4</sub> - <sup>3</sup> / <sub>8</sub>	90 <sup>1</sup> / <sub>4</sub>	89	89 <sup>1</sup> / <sub>4</sub> - <sup>1</sup> / <sub>8</sub>	+457	- <sup>3</sup> / <sub>8</sub>
Aug. 29.	11, 743	55, 181	89 <sup>1</sup> / <sub>2</sub> - <sup>1</sup> / <sub>4</sub>	89 <sup>1</sup> / <sub>2</sub>	88 <sup>3</sup> / <sub>4</sub>	89 <sup>1</sup> / <sub>2</sub> -89	+1, 414	- <sup>1</sup> / <sub>4</sub>
Aug. 30.	10, 026	56, 854	89-88 <sup>1</sup> / <sub>2</sub>	89 <sup>1</sup> / <sub>2</sub>	88 <sup>3</sup> / <sub>4</sub>	88 <sup>3</sup> / <sub>4</sub> - <sup>3</sup> / <sub>8</sub>	+1, 673	- <sup>1</sup> / <sub>4</sub>
Aug. 31.	11, 668	59, 117	88 <sup>3</sup> / <sub>4</sub> -89	90 <sup>1</sup> / <sub>4</sub>	88 <sup>3</sup> / <sub>4</sub>	89 <sup>1</sup> / <sub>2</sub> - <sup>3</sup> / <sub>8</sub>	+2, 263	+1
Sept. 3.	9, 512	59, 799	90 <sup>1</sup> / <sub>4</sub> - <sup>1</sup> / <sub>2</sub>	90 <sup>3</sup> / <sub>4</sub>	89 <sup>1</sup> / <sub>2</sub>	89 <sup>1</sup> / <sub>2</sub> - <sup>3</sup> / <sub>8</sub>	+682	-----
Sept. 4.	14, 086	60, 417	90-90 <sup>1</sup> / <sub>2</sub>	91 <sup>1</sup> / <sub>4</sub>	90	91-90 <sup>3</sup> / <sub>4</sub>	+518	+1 <sup>1</sup> / <sub>4</sub>
Sept. 5.	17, 848	60, 169	91 <sup>1</sup> / <sub>4</sub> - <sup>1</sup> / <sub>2</sub>	92 <sup>3</sup> / <sub>8</sub>	91 <sup>1</sup> / <sub>4</sub>	92 <sup>1</sup> / <sub>4</sub> - <sup>1</sup> / <sub>8</sub>	-248	+1 <sup>1</sup> / <sub>4</sub>
Sept. 6.	18, 128	59, 219	92 <sup>3</sup> / <sub>8</sub> - <sup>1</sup> / <sub>2</sub>	93 <sup>1</sup> / <sub>4</sub>	92	92 <sup>1</sup> / <sub>4</sub> - <sup>3</sup> / <sub>8</sub>	-950	+ <sup>1</sup> / <sub>4</sub>
Sept. 7.	17, 751	57, 859	94 <sup>1</sup> / <sub>2</sub> -93 <sup>7</sup> / <sub>8</sub>	94 <sup>3</sup> / <sub>8</sub>	93 <sup>1</sup> / <sub>2</sub>	94 <sup>3</sup> / <sub>8</sub> - <sup>1</sup> / <sub>2</sub>	-1, 360	+2
Sept. 9.	14, 379	57, 939	94 <sup>1</sup> / <sub>2</sub> - <sup>3</sup> / <sub>4</sub>	94 <sup>3</sup> / <sub>8</sub>	93 <sup>1</sup> / <sub>4</sub>	93 <sup>3</sup> / <sub>8</sub> - <sup>1</sup> / <sub>4</sub>	+1, 80	-1 <sup>1</sup> / <sub>4</sub>
Sept. 10.	12, 789	57, 384	93 <sup>3</sup> / <sub>8</sub> - <sup>1</sup> / <sub>2</sub>	94 <sup>1</sup> / <sub>2</sub>	93 <sup>1</sup> / <sub>4</sub>	93 <sup>3</sup> / <sub>8</sub> - <sup>1</sup> / <sub>2</sub>	-555	+1 <sup>1</sup> / <sub>4</sub>
Sept. 11.	17, 509	56, 618	94-94 <sup>1</sup> / <sub>4</sub>	94 <sup>1</sup> / <sub>2</sub>	92 <sup>3</sup> / <sub>4</sub>	93 <sup>1</sup> / <sub>2</sub> -93	-766	-1 <sup>1</sup> / <sub>4</sub>
Sept. 12.	15, 674	56, 070	93 <sup>3</sup> / <sub>8</sub> - <sup>1</sup> / <sub>2</sub>	93 <sup>7</sup> / <sub>8</sub>	92 <sup>3</sup> / <sub>4</sub>	92 <sup>3</sup> / <sub>8</sub> - <sup>1</sup> / <sub>2</sub>	-548	- <sup>1</sup> / <sub>2</sub>
Sept. 13.	14, 306	56, 512	92 <sup>3</sup> / <sub>8</sub> - <sup>1</sup> / <sub>4</sub>	94 <sup>1</sup> / <sub>2</sub>	92 <sup>1</sup> / <sub>8</sub>	93 <sup>7</sup> / <sub>8</sub> -94	+442	+1 <sup>1</sup> / <sub>2</sub>
Sept. 14.	10, 349	56, 871	94-94 <sup>1</sup> / <sub>4</sub>	94 <sup>3</sup> / <sub>8</sub>	93 <sup>1</sup> / <sub>2</sub>	94-93 <sup>7</sup> / <sub>8</sub>	+359	-----
Sept. 16.	25, 181	57, 340	94 <sup>1</sup> / <sub>2</sub> - <sup>1</sup> / <sub>2</sub>	95 <sup>1</sup> / <sub>4</sub>	93 <sup>3</sup> / <sub>8</sub>	95 <sup>1</sup> / <sub>4</sub> - <sup>3</sup> / <sub>4</sub>	+469	+1 <sup>1</sup> / <sub>4</sub>
Sept. 17.	38, 694	56, 495	96 <sup>1</sup> / <sub>2</sub> -97	99 <sup>1</sup> / <sub>2</sub>	96 <sup>1</sup> / <sub>4</sub>	99 <sup>1</sup> / <sub>2</sub> - <sup>3</sup> / <sub>8</sub>	-845	+4
Sept. 18.	28, 308	55, 721	99 <sup>1</sup> / <sub>2</sub> -98 <sup>1</sup> / <sub>4</sub>	99 <sup>3</sup> / <sub>8</sub>	97 <sup>3</sup> / <sub>8</sub>	98 <sup>3</sup> / <sub>8</sub> - <sup>1</sup> / <sub>4</sub>	-774	-1 <sup>1</sup> / <sub>2</sub>
Sept. 19.	31, 598	55, 445	100-101 <sup>1</sup> / <sub>4</sub>	101 <sup>1</sup> / <sub>2</sub>	100	100 <sup>7</sup> / <sub>8</sub> - <sup>3</sup> / <sub>4</sub>	-276	+2 <sup>1</sup> / <sub>2</sub>
Sept. 20.	31, 101	53, 086	101-100 <sup>3</sup> / <sub>4</sub>	101	98 <sup>1</sup> / <sub>2</sub>	100 <sup>1</sup> / <sub>4</sub> - <sup>1</sup> / <sub>8</sub>	-2, 359	- <sup>1</sup> / <sub>2</sub>
Sept. 21.	12, 440	53, 297	99 <sup>1</sup> / <sub>2</sub> -99	99 <sup>3</sup> / <sub>4</sub>	98 <sup>3</sup> / <sub>8</sub>	99 <sup>1</sup> / <sub>2</sub> - <sup>1</sup> / <sub>4</sub>	+211	-1
Sept. 23.	15, 125	52, 935	98 <sup>3</sup> / <sub>8</sub> - <sup>1</sup> / <sub>2</sub>	99	97 <sup>1</sup> / <sub>2</sub>	98 <sup>3</sup> / <sub>8</sub> - <sup>1</sup> / <sub>4</sub>	-362	-----
Sept. 24.	14, 561	52, 544	98 <sup>1</sup> / <sub>2</sub> - <sup>1</sup> / <sub>4</sub>	99 <sup>3</sup> / <sub>8</sub>	98 <sup>3</sup> / <sub>8</sub>	98 <sup>3</sup> / <sub>8</sub> - <sup>1</sup> / <sub>4</sub>	-301	-----
Sept. 25.	17, 581	51, 840	98 <sup>1</sup> / <sub>2</sub> - <sup>1</sup> / <sub>4</sub>	99 <sup>1</sup> / <sub>2</sub>	97 <sup>3</sup> / <sub>8</sub>	98 <sup>1</sup> / <sub>2</sub> - <sup>3</sup> / <sub>8</sub>	-704	+ <sup>1</sup> / <sub>2</sub>
Sept. 26.	10, 799	51, 166	98 <sup>3</sup> / <sub>8</sub> - <sup>3</sup> / <sub>4</sub>	98 <sup>3</sup> / <sub>8</sub>	97 <sup>3</sup> / <sub>4</sub>	98 <sup>1</sup> / <sub>2</sub> - <sup>1</sup> / <sub>8</sub>	-674	- <sup>1</sup> / <sub>4</sub>
Sept. 27.	18, 409	51, 006	98 <sup>1</sup> / <sub>2</sub>	99 <sup>1</sup> / <sub>2</sub>	98	98 <sup>1</sup> / <sub>2</sub> - <sup>3</sup> / <sub>8</sub>	-160	-----
Sept. 28.	7, 552	50, 457	98 <sup>3</sup> / <sub>8</sub>	98 <sup>3</sup> / <sub>8</sub>	97 <sup>3</sup> / <sub>4</sub>	98-98 <sup>1</sup> / <sub>2</sub>	-349	- <sup>1</sup> / <sub>4</sub>
Sept. 30.	16, 024	50, 501	98 <sup>1</sup> / <sub>2</sub> -99	99 <sup>1</sup> / <sub>2</sub>	98 <sup>3</sup> / <sub>4</sub>	99 <sup>3</sup> / <sub>8</sub> - <sup>1</sup> / <sub>4</sub>	+44	+1 <sup>1</sup> / <sub>4</sub>
Oct. 1.	28, 755	49, 747	100-100 <sup>1</sup> / <sub>4</sub>	102 <sup>1</sup> / <sub>2</sub>	99 <sup>1</sup> / <sub>2</sub>	102 <sup>1</sup> / <sub>2</sub> - <sup>1</sup> / <sub>2</sub>	-754	+3 <sup>1</sup> / <sub>2</sub>
Oct. 2.	47, 865	47, 864	103 <sup>1</sup> / <sub>2</sub> - <sup>3</sup> / <sub>8</sub>	107 <sup>1</sup> / <sub>2</sub>	102 <sup>3</sup> / <sub>4</sub>	107-106 <sup>1</sup> / <sub>2</sub>	-1, 883	+4 <sup>1</sup> / <sub>4</sub>
Oct. 3.	20, 862	46, 770	107 <sup>1</sup> / <sub>2</sub> -106 <sup>1</sup> / <sub>2</sub>	107 <sup>3</sup> / <sub>8</sub>	105 <sup>5</sup> / <sub>8</sub>	106 <sup>1</sup> / <sub>2</sub> -106	-1, 094	-1
Oct. 4.	21, 330	46, 208	105 <sup>1</sup> / <sub>2</sub> -105	106 <sup>1</sup> / <sub>2</sub>	104 <sup>1</sup> / <sub>2</sub>	106 <sup>3</sup> / <sub>8</sub> - <sup>1</sup> / <sub>2</sub>	-562	+ <sup>1</sup> / <sub>2</sub>
Oct. 5.	26, 467	46, 433	106 <sup>1</sup> / <sub>2</sub> - <sup>3</sup> / <sub>4</sub>	109 <sup>1</sup> / <sub>2</sub>	106 <sup>1</sup> / <sub>2</sub>	108 <sup>1</sup> / <sub>2</sub> - <sup>3</sup> / <sub>8</sub>	+225	+2
Oct. 7.	19, 902	45, 637	107 <sup>3</sup> / <sub>8</sub> - <sup>1</sup> / <sub>2</sub>	108 <sup>1</sup> / <sub>2</sub>	106 <sup>1</sup> / <sub>2</sub>	107 <sup>3</sup> / <sub>8</sub> - <sup>3</sup> / <sub>4</sub>	-796	- <sup>1</sup> / <sub>2</sub>
Oct. 8.	19, 526	45, 252	106 <sup>3</sup> / <sub>8</sub> - <sup>3</sup> / <sub>4</sub>	106 <sup>3</sup> / <sub>4</sub>	105 <sup>1</sup> / <sub>2</sub>	105 <sup>1</sup> / <sub>2</sub> - <sup>3</sup> / <sub>8</sub>	-385	-2 <sup>1</sup> / <sub>4</sub>
Oct. 9.	16, 216	44, 897	104 <sup>3</sup> / <sub>4</sub> -105 <sup>1</sup> / <sub>4</sub>	108	104 <sup>3</sup> / <sub>4</sub>	104 <sup>3</sup> / <sub>4</sub> - <sup>3</sup> / <sub>4</sub>	-355	- <sup>1</sup> / <sub>4</sub>
Oct. 10.	14, 231	44, 233	105 <sup>1</sup> / <sub>2</sub> -106	106 <sup>3</sup> / <sub>8</sub>	105	105 <sup>1</sup> / <sub>2</sub> -105	-664	+ <sup>1</sup> / <sub>4</sub>
Oct. 11.	15, 501	43, 654	104 <sup>1</sup> / <sub>2</sub> - <sup>3</sup> / <sub>8</sub>	105 <sup>3</sup> / <sub>4</sub>	103 <sup>3</sup> / <sub>4</sub>	104 <sup>3</sup> / <sub>8</sub> - <sup>3</sup> / <sub>8</sub>	-579	-----
Oct. 14.	16, 630	42, 930	104 <sup>1</sup> / <sub>2</sub> -104	104 <sup>1</sup> / <sub>2</sub>	102 <sup>3</sup> / <sub>4</sub>	102 <sup>3</sup> / <sub>4</sub> - <sup>1</sup> / <sub>4</sub>	-724	-2 <sup>1</sup> / <sub>4</sub>
Oct. 15.	14, 717	43, 599	102 <sup>3</sup> / <sub>4</sub> - <sup>1</sup> / <sub>2</sub>	104 <sup>1</sup> / <sub>2</sub>	102 <sup>1</sup> / <sub>2</sub>	104-103 <sup>1</sup> / <sub>2</sub>	+659	+1 <sup>1</sup> / <sub>4</sub>
Oct. 16.	32, 947	43, 273	104 <sup>3</sup> / <sub>8</sub> - <sup>3</sup> / <sub>4</sub>	105	100 <sup>1</sup> / <sub>2</sub>	100 <sup>3</sup> / <sub>8</sub> - <sup>3</sup> / <sub>8</sub>	-326	-3 <sup>1</sup> / <sub>2</sub>
Oct. 17.	19, 665	43, 717	101 <sup>1</sup> / <sub>2</sub> - <sup>1</sup> / <sub>2</sub>	102 <sup>3</sup> / <sub>4</sub>	100 <sup>1</sup> / <sub>2</sub>	102 <sup>1</sup> / <sub>2</sub> - <sup>3</sup> / <sub>8</sub>	+444	+1 <sup>1</sup> / <sub>4</sub>
Oct. 18.	16, 383	44, 551	102 <sup>3</sup> / <sub>4</sub> -103	103 <sup>1</sup> / <sub>4</sub>	101 <sup>3</sup> / <sub>4</sub>	102 <sup>3</sup> / <sub>4</sub> - <sup>1</sup> / <sub>2</sub>	+834	+ <sup>1</sup> / <sub>4</sub>
Oct. 19.	18, 606	43, 879	101-100 <sup>3</sup> / <sub>4</sub>	101	99 <sup>1</sup> / <sub>2</sub>	100 <sup>7</sup> / <sub>8</sub> -101	-672	-1 <sup>1</sup> / <sub>2</sub>
Oct. 21.	9, 368	43, 657	100 <sup>1</sup> / <sub>2</sub> -101	101 <sup>1</sup> / <sub>2</sub>	100 <sup>3</sup> / <sub>4</sub>	101 <sup>1</sup> / <sub>2</sub> - <sup>1</sup> / <sub>4</sub>	-222	+ <sup>1</sup> / <sub>4</sub>
Oct. 22.	7, 686	43, 610	100 <sup>1</sup> / <sub>2</sub> - <sup>1</sup> / <sub>4</sub>	101 <sup>1</sup> / <sub>4</sub>	100 <sup>3</sup> / <sub>4</sub>	100 <sup>3</sup> / <sub>4</sub> -101	-47	- <sup>1</sup> / <sub>4</sub>
Oct. 23.	11, 043	43, 714	100 <sup>3</sup> / <sub>8</sub> - <sup>3</sup> / <sub>8</sub>	101 <sup>3</sup> / <sub>8</sub>	99 <sup>1</sup> / <sub>2</sub>	99 <sup>1</sup> / <sub>2</sub> - <sup>3</sup> / <sub>4</sub>	+104	-1 <sup>1</sup> / <sub>4</sub>
Oct. 24.	10, 969	42, 866	100-100 <sup>1</sup> / <sub>4</sub>	100 <sup>3</sup> / <sub>8</sub>	99	99 <sup>3</sup> / <sub>8</sub> - <sup>3</sup> / <sub>4</sub>	-848	-----
Oct. 25.	8, 989	43, 171	100-100 <sup>1</sup> / <sub>8</sub>	100 <sup>3</sup> / <sub>8</sub>	99 <sup>1</sup> / <sub>4</sub>	100 <sup>1</sup> / <sub>2</sub> - <sup>3</sup> / <sub>8</sub>	+305	+ <sup>3</sup> / <sub>4</sub>
Oct. 26.	11, 947	42, 347	99 <sup>1</sup> / <sub>2</sub> - <sup>3</sup> / <sub>8</sub>	100 <sup>1</sup> / <sub>2</sub>	98 <sup>3</sup> / <sub>8</sub>	98 <sup>3</sup> / <sub>8</sub> - <sup>1</sup> / <sub>4</sub>	-824	-1 <sup>1</sup> / <sub>4</sub>
Oct. 28.	13, 743	40, 940	98 <sup>1</sup> / <sub>2</sub> - <sup>3</sup> / <sub>8</sub>	98 <sup>1</sup> / <sub>2</sub>	97 <sup>1</sup> / <sub>2</sub>	97 <sup>1</sup> / <sub>2</sub> - <sup>1</sup> / <sub>2</sub>	-1, 407	-1 <sup>3</sup> / <sub>8</sub>
Oct. 29.	15, 284	38, 355	97 <sup>1</sup> / <sub>2</sub> -97	98	95 <sup>3</sup> / <sub>4</sub>	97 <sup>3</sup> / <sub>8</sub> -98	-2, 585	+ <sup>3</sup> / <sub>8</sub>
Oct. 30.	7, 697	38, 031	97 <sup>3</sup> / <sub>8</sub> - <sup>3</sup> / <sub>4</sub>	98 <sup>1</sup> / <sub>4</sub>	96 <sup>3</sup> / <sub>8</sub>	97 <sup>1</sup> / <sub>4</sub> - <sup>3</sup> / <sub>8</sub>	-324	- <sup>1</sup> / <sub>4</sub>
Nov. 1.	6, 119	38, 089	97 <sup>1</sup> / <sub>2</sub> -98	99	97 <sup>3</sup> / <sub>8</sub>	98 <sup>1</sup> / <sub>2</sub> - <sup>3</sup> / <sub>4</sub>	+58	+1
Nov. 2.	3, 818	37, 619	98 <sup>3</sup> / <sub>8</sub> - <sup>1</sup> / <sub>2</sub>	98 <sup>3</sup> / <sub>4</sub>	97 <sup>3</sup> / <sub>8</sub>	97 <sup>3</sup> / <sub>8</sub> -98	-470	- <sup>1</sup> / <sub>4</sub>
Nov. 4.	4, 135	37, 601	98-97 <sup>1</sup> / <sub>2</sub>	98 <sup>1</sup> / <sub>2</sub>	97 <sup>1</sup> / <sub>2</sub>	98 <sup>3</sup> / <sub>8</sub> - <sup>3</sup> / <sub>4</sub>	-18	+ <sup>1</sup> / <sub>4</sub>
Nov. 5.	3, 316	37, 530	98 <sup>1</sup> / <sub>2</sub> -98	98 <sup>1</sup> / <sub>2</sub>	97 <sup>3</sup> / <sub>8</sub>	98 <sup>1</sup> / <sub>2</sub> - <sup>1</sup> / <sub>8</sub>	-71	- <sup>1</sup> / <sub>2</sub>
Nov. 6.	5, 296	37, 726	98-97 <sup>1</sup> / <sub>2</sub>	98	96 <sup>3</sup> / <sub>4</sub>	97 <sup>3</sup> / <sub>8</sub> - <sup>1</sup> / <sub>2</sub>	+196	- <sup>1</sup> / <sub>4</sub>
Nov. 7.	3, 119	37, 289	97 <sup>1</sup> / <sub>2</sub> - <sup>3</sup> / <sub>8</sub>	98 <sup>1</sup> / <sub>2</sub>	97 <sup>1</sup> / <sub>2</sub>	97 <sup>3</sup> / <sub>4</sub> - <sup>3</sup> / <sub>8</sub>	-437	+ <sup>1</sup> / <sub>4</sub>
Nov. 8.	7, 832	35, 958	98 <sup>1</sup> / <sub>2</sub> - <sup>3</sup> / <sub>8</sub>	98 <sup>3</sup> / <sub>8</sub>	96 <sup>1</sup> / <sub>4</sub>	96 <sup>1</sup> / <sub>2</sub> - <sup>3</sup> / <sub>8</sub>	-1, 331	-1 <sup>1</sup> / <sub>4</sub>
Nov. 9.	8, 519	34, 641	95 <sup>1</sup> / <sub>2</sub> - <sup>3</sup> / <sub>8</sub>	96 <sup>3</sup> / <sub>4</sub>	95 <sup>1</sup> / <sub>2</sub>	96 <sup>3</sup> / <sub>8</sub> - <sup>3</sup> / <sub>4</sub>	-1, 317	+ <sup>1</sup> / <sub>4</sub>
Nov. 12.	2, 376	34, 679	96 <sup>1</sup> / <sub>2</sub>	96 <sup>3</sup> / <sub>8</sub>	95 <sup>5</sup> / <sub>8</sub>	96-96 <sup>1</sup> / <sub>2</sub>	+38	- <sup>1</sup> / <sub>4</sub>
Nov. 13.	5, 937	33, 756	95 <sup>1</sup> / <sub>2</sub> -95	95 <sup>3</sup> / <sub>4</sub>	94 <sup>3</sup> / <sub>8</sub>	94 <sup>1</sup> / <sub>2</sub> - <sup>3</sup> / <sub>8</sub>	-923	-1 <sup>1</sup> / <sub>2</sub>
Nov. 14.	10, 191	31, 476	93 <sup>1</sup> / <sub>2</sub> - <sup>3</sup> / <sub>4</sub>	94	92 <sup>3</sup> / <sub>4</sub>	93 <sup>3</sup> / <sub>8</sub> - <sup>1</sup> / <sub>4</sub>	-2, 281	-1 <sup>1</sup> / <sub>4</sub>
Nov. 15.	6, 988	31, 363	94 <sup>3</sup> / <sub>8</sub> - <sup>1</sup> / <sub>2</sub>	95 <sup>1</sup> / <sub>4</sub>	94 <sup>3</sup> / <sub>8</sub>	95 <sup>1</sup> / <sub>4</sub> - <sup>1</sup> / <sub>4</sub>	-112	+2
Nov. 16.	11, 303	30, 732	94 <sup>1</sup> / <sub>2</sub> - <sup>3</sup> / <sub>4</sub>	96 <sup>3</sup> / <sub>4</sub>	94 <sup>1</sup> / <sub>2</sub>	96 <sup>3</sup> / <sub>4</sub> - <sup>1</sup> / <sub>4</sub>	-631	+1
Nov. 18.	3, 369	30, 528	96 <sup>1</sup> / <sub>2</sub> - <sup>3</sup> / <sub>8</sub>	96 <sup>3</sup> / <sub>4</sub>	95 <sup>3</sup> / <sub>4</sub>	96 <sup>1</sup> / <sub>2</sub> - <sup>3</sup> / <sub>8</sub>	-204	-----
Nov. 19.	5, 745	30, 455	95 <sup>3</sup> / <sub>4</sub> - <sup>1</sup> / <sub>8</sub>	97 <sup>1</sup> / <sub>4</sub>	95 <sup>3</sup> / <sub>8</sub>	97-96 <sup>3</sup> / <sub>8</sub>	-73	+ <sup>3</sup> / <sub>4</sub>
Nov. 19.	4, 957	30, 065	96 <sup>1</sup> / <sub>2</sub>	97 <sup>1</sup> / <sub>2</sub>	96 <sup>1</sup> / <sub>2</sub>	97 <sup>1</sup> / <sub>2</sub> - <sup>1</sup> / <sub>4</sub>	-390	+ <sup>1</sup> / <sub>4</sub>
Nov. 20.	2, 710	29, 581	97 <sup>1</sup> / <sub>2</sub>	97 <sup>3</sup> / <sub>4</sub>	96 <sup>3</sup> / <sub>8</sub>	96 <sup>3</sup> / <sub>8</sub> - <sup>3</sup> / <sub>8</sub>	-484	- <sup>1</sup> / <sub>2</sub>

TABLE 34.—Daily volume of trading, open commitments, opening, high, low, and closing prices per bushel of December wheat futures on the Chicago Board of Trade, Apr. 22, 1933, to Dec. 31, 1935—Continued

1935 DECEMBER FUTURE—Continued

Date	Volume of trading	Open commitments	Opening price	Range in price		Closing price	Net change from previous day	
				High	Low		Open commitments	Closing price
1935	1,000 bushels	1,000 bushels	Cents	Cents	Cents	Cents	1,000 bushels	Cents
Nov. 21	7,481	28,425	97 $\frac{1}{2}$ - $\frac{3}{4}$	99 $\frac{1}{2}$	97 $\frac{1}{2}$	99 $\frac{1}{4}$ - $\frac{3}{8}$	-1,156	+2 $\frac{1}{2}$
Nov. 22	5,722	27,724	90 $\frac{1}{2}$ -100	100 $\frac{1}{4}$	98 $\frac{1}{2}$	99-98 $\frac{1}{2}$	-701	- $\frac{1}{4}$
Nov. 23	7,098	26,639	99-99 $\frac{1}{4}$	100 $\frac{1}{2}$	98 $\frac{1}{4}$	100-100 $\frac{1}{4}$	-1,035	+1 $\frac{1}{2}$
Nov. 25	4,321	25,612	99 $\frac{1}{2}$ - $\frac{1}{2}$	100 $\frac{1}{4}$	98 $\frac{3}{4}$	99 $\frac{1}{4}$ -99	-1,077	-1
Nov. 26	4,837	24,957	98 $\frac{1}{2}$ - $\frac{3}{8}$	98 $\frac{3}{4}$	97 $\frac{3}{8}$	97 $\frac{1}{2}$ -98	-655	-1 $\frac{1}{2}$
Nov. 27	3,825	23,552	97 $\frac{1}{2}$ -98	98 $\frac{3}{4}$	97 $\frac{1}{4}$	97 $\frac{3}{4}$ - $\frac{5}{8}$	-1,405	- $\frac{1}{4}$
Nov. 29	5,410	21,734	97 $\frac{3}{4}$ -98 $\frac{1}{2}$	99 $\frac{3}{4}$	97 $\frac{3}{8}$	98 $\frac{1}{4}$ -99	-1,818	+1 $\frac{1}{4}$
Nov. 30	5,666	19,300	98-97 $\frac{3}{4}$	98 $\frac{1}{2}$	97 $\frac{1}{2}$	97 $\frac{1}{2}$ - $\frac{3}{4}$	-2,434	-1 $\frac{1}{4}$
Dec. 2	2,098	18,772	97 $\frac{3}{4}$ - $\frac{5}{8}$	97 $\frac{3}{4}$	96 $\frac{3}{4}$	97 $\frac{1}{4}$ - $\frac{1}{4}$	-528	- $\frac{1}{2}$
Dec. 3	1,803	18,296	96 $\frac{1}{2}$ - $\frac{5}{8}$	97 $\frac{3}{4}$	96 $\frac{3}{4}$	97 $\frac{1}{4}$ - $\frac{3}{8}$	-476	-----
Dec. 4	2,875	17,592	97 $\frac{1}{2}$ -97	97 $\frac{3}{4}$	95 $\frac{3}{4}$	98-95 $\frac{1}{2}$	-704	-1 $\frac{1}{4}$
Dec. 5	2,181	17,100	95 $\frac{1}{2}$	96	95	95 $\frac{1}{2}$ - $\frac{3}{4}$	-432	- $\frac{1}{4}$
Dec. 6	913	16,967	96 $\frac{1}{2}$ -96	96 $\frac{1}{2}$	95 $\frac{7}{8}$	96-96 $\frac{1}{4}$	-193	+ $\frac{3}{8}$
Dec. 7	1,778	16,648	95-94 $\frac{3}{4}$	95 $\frac{3}{4}$	94 $\frac{3}{4}$	95 $\frac{3}{4}$ - $\frac{1}{2}$	-319	- $\frac{3}{8}$
Dec. 9	1,467	16,452	96 $\frac{1}{2}$	96 $\frac{1}{2}$	94 $\frac{3}{8}$	94 $\frac{1}{2}$ -95	-190	- $\frac{3}{4}$
Dec. 10	1,565	16,159	94 $\frac{1}{2}$ - $\frac{5}{8}$	96 $\frac{1}{4}$	94 $\frac{5}{8}$	96	-293	+1
Dec. 11	3,303	14,562	95 $\frac{1}{4}$ - $\frac{5}{8}$	95 $\frac{3}{4}$	95	95 $\frac{1}{4}$ - $\frac{1}{8}$	-1,597	- $\frac{3}{4}$
Dec. 12	3,422	12,191	95	96 $\frac{1}{2}$	95	96 $\frac{1}{2}$ - $\frac{5}{8}$	-2,371	+1 $\frac{1}{4}$
Dec. 13	3,972	10,759	101 $\frac{1}{2}$ - $\frac{5}{8}$	101 $\frac{1}{2}$	100 $\frac{3}{8}$	101 $\frac{1}{2}$ b	-1,432	+ $\frac{5}{8}$
Dec. 14	4,740	9,242	101 $\frac{3}{4}$ - $\frac{5}{8}$	103 $\frac{1}{2}$	101	101 $\frac{1}{4}$ - $\frac{1}{8}$	-1,517	- $\frac{3}{8}$
Dec. 16	1,617	8,544	102	102	100 $\frac{1}{4}$	100 $\frac{3}{4}$ - $\frac{1}{4}$	-698	-1
Dec. 17	1,637	8,071	100 $\frac{3}{4}$ - $\frac{3}{4}$	101 $\frac{1}{2}$	100 $\frac{3}{4}$	101 $\frac{1}{2}$ - $\frac{3}{8}$	-473	+1 $\frac{1}{4}$
Dec. 18	2,141	7,554	102 $\frac{1}{2}$ - $\frac{1}{2}$	102 $\frac{3}{4}$	101 $\frac{1}{2}$	101 $\frac{1}{2}$	-517	-----
Dec. 19	812	7,102	101 $\frac{3}{4}$ - $\frac{1}{2}$	101 $\frac{1}{2}$	100 $\frac{5}{8}$	101 $\frac{1}{2}$	-462	+ $\frac{3}{8}$
Dec. 20	737	6,839	101 $\frac{1}{8}$	102 $\frac{1}{2}$	101 $\frac{1}{4}$	102 $\frac{1}{2}$ - $\frac{1}{4}$	-263	+ $\frac{3}{8}$
Dec. 21	2,007	6,085	102 $\frac{1}{2}$	103 $\frac{1}{2}$	102 $\frac{1}{2}$	103-102 $\frac{1}{8}$	-754	+ $\frac{3}{4}$
Dec. 23	2,021	5,280	103 $\frac{1}{4}$ - $\frac{3}{8}$	104 $\frac{1}{4}$	103 $\frac{1}{4}$	104 $\frac{1}{4}$ - $\frac{1}{8}$	-805	+1 $\frac{1}{4}$
Dec. 24	3,280	3,975	104 $\frac{3}{8}$ - $\frac{5}{8}$	105 $\frac{1}{2}$	104	105 $\frac{1}{4}$ - $\frac{1}{8}$	-1,305	+1
Dec. 26	2,035	2,740	105 $\frac{1}{2}$ - $\frac{5}{8}$	106 $\frac{1}{4}$	105 $\frac{1}{4}$	106 $\frac{3}{4}$ - $\frac{5}{8}$	-1,235	+1 $\frac{1}{2}$
Dec. 27	4,477	935	108	108	101 $\frac{3}{4}$	103 $\frac{1}{2}$ -102 $\frac{1}{2}$	-1,805	-3 $\frac{1}{4}$
Dec. 28	( <sup>o</sup> )	116	-----	( <sup>o</sup> )	( <sup>o</sup> )	-----	-819	-----
Dec. 30	( <sup>o</sup> )	50	-----	( <sup>o</sup> )	( <sup>o</sup> )	-----	-86	-----
Dec. 31	( <sup>o</sup> )	50	-----	( <sup>o</sup> )	( <sup>o</sup> )	-----	-50	-----

<sup>a</sup> See text for explanation.

<sup>b</sup> On Oct. 14, 1935, the rules of the Chicago Board of Trade were amended to prohibit trading in the expiring future during the last 3 days of the delivery month.