



A **PACCAR** COMPANY

Kenworth Truck Company
Customer Service Department
PO Box 1000
Kirkland, Washington 98083-1000
(425) 828-5000

Date TBD

[First VIN]
Customer Name
Address
City, State Zip

Subject: ESB E201: PACCAR MX-13 MY2017 Potential Incorrect PTO Gear Installation
Expiration date: 04/01/2019

Dear Kenworth Customer,

Your vehicle (listed within this letter) is eligible for a campaign to inspect, and if necessary, replace the incorrect PTO gear.

The problem is...	Potential incorrect PTO gear installed
What your dealer will do...	Inspect and if necessary replace the PTO gear
What you must do ...	Contact your Kenworth Dealer

Please contact your Kenworth dealership to schedule an appointment for this work. If you have already had this work performed, please disregard this letter. You can find your Kenworth dealer at Dealer Locator on the website www.Kenworth.com. This repair can be scheduled at the next service interval.

When contacting your selected Kenworth dealer, refer to campaign ESB **E201** and the VIN listed on this letter. The labor required to inspect may take approximately **1.0 hour**, depending on vehicle configuration and dealer scheduling. If a repair is required, the labor may take up to **20 hours**. There will be no charge to you if completed within Standard Warranty (excludes Extended Warranty) or for upgrades completed by **04/01/2019**, whichever is greater. We apologize for this inconvenience but ask for your cooperation to ensure your continued satisfaction with Kenworth products.

If you require further information about this campaign, reimbursement of a pre-notification remedy associated with this recall, or experience any difficulty in making arrangements for this repair, please contact Kenworth Customer Service using one of the following:

- Email: Kenworth.Customer.Service@paccar.com with the bulletin number in the subject line.
- OR
- Mail: Kenworth Truck Company, P.O. Box 1000, Kirkland, WA 98083-1000, Attn: Customer Service Department
- OR
- Phone: 425-828-5000.

If you no longer own this vehicle, we would appreciate your advising us of the new owner if you know their name.

Thank you,

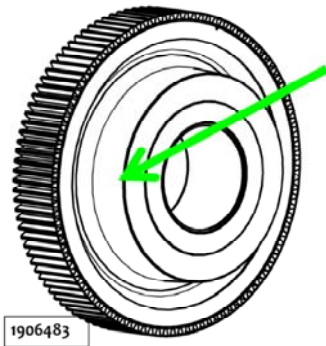
Shondip Chakravarty
Director of Customer Service
Kenworth Truck Company

VIN: [VIN List]



Technical Information Bulletin

E201



Section

Engine

Subject

PACCAR MX-13 MY2017 Potential Incorrect PTO Gear Installation

Release Date

3/23/2018

Condition

Vehicles built with MY2017 MX-13 REPTO engines may have an incorrect PTO gear installed.

Chassis Affected

22 chassis (21 US and 1 Canada) T880 built from 08/15/2017 through 12/12/2017 with Model Year 2017 PACCAR MX-13 engines equipped with REPTO.

Action

CAMPAIGN

Service all chassis affected that enter your dealership, even if the customer has no issue with the chassis.

1. Review the attached chassis list for your dealer code and schedule your customer(s) for service if their chassis is on the list.
2. If you are not using Service Management to start repair orders, review DWWC or SIR for "Complete" next to the E201" campaign code prior to performing this repair.
3. Follow the procedures below to inspect the engine to ensure the correct PTO gear has been installed. Replace the incorrect PTO gear if needed.

This campaign can be performed at any time convenient for the customer (for example: during the next scheduled maintenance interval).

Warranty

Through Standard Warranty (excludes Extended Warranty) or for repairs completed by 04/01/2019, whichever is greater, Kenworth will pay for parts at dealer net plus applicable mark-up and labor:

- 0.30 hours labor to remove the camshaft position sensor, inspect for the correct PTO gear, and reinstall the camshaft position sensor. Use quick claim **E201** for the inspection.
- File additional long form claims as needed for:
 - 12.1 hours labor to replace the REPTO Gear for T880 chassis **with SFFA**. File a long form claim.
 - 14.1 hours labor to replace the REPTO Gear for T880 chassis **with SBFA**. File a long form claim.
 - File an additional claim for R&R of PTO accessories.
 - File an additional claim for extraordinary circumstances. A quick claim for standard labor must be filed first.

Kenworth dealers may perform E201 repairs on Peterbilt chassis, but Quick Claims do not apply. For Peterbilt chassis repairs, use the long claim input form in DWWC selecting "Draft/Offline Claims," the "General" tab, and in the "Type of Claim" drop down box, select "PACCAR Engine Claim", then manually enter claim codes (Campaign #, Failure type, and SRT).

Take-Off Parts Disposition: Destroy take-off parts

CLAIM CODING			
Failure Location:	045-008-018	Work Accomplished:	21
Failure Type:	470	Responsibility Code:	05
SRT Code:	ESB-201 For inspection-0.3 hrs 024-001 driveshaft R&R – 0.8 hrs 043-841 R&R exhaust pipe interference 0.5 hrs 045-440 R&R REPTO (flywheel housing) 10.8 hrs 045-440: SBFA PB add +4.0 hours KW chassis +2.0 hours	Claim Type:	A
Vendor Code	E201		

Parts

Parts are available from PACCAR Parts.

Quantity	Part Number	Description
1	1906483PE	GEAR WHEEL - PTO
1	1876190PE	SEALRING-CRANKSHAFT FLYWHEEL HOUSING
2	1313556PE	BOLT-FLANGE M10x130
12	1622758PE	BOLT-FLANGE FOR FLYWHEEL (use these for manual trans)
12	1939774PE	FLANGE BOLT-M16x133 FOR FLYWHEEL (use these for automatic trans)
2	1666160PE	PTO Mounting Kit
8	W34-1095-095	Flange Bolt M16x2x95 (Engine Mounting Bolts)
1	1787342PE	PTO O-ring
1	079340-51041	LOCTITE 510
1	079340-43899	LOCTITE 243
39 Qts	Locally sourced	Engine Oil
1	2129253PE	Oil Filter Element
1 gal	EC3501	Coolant to top off

***Please Note:**

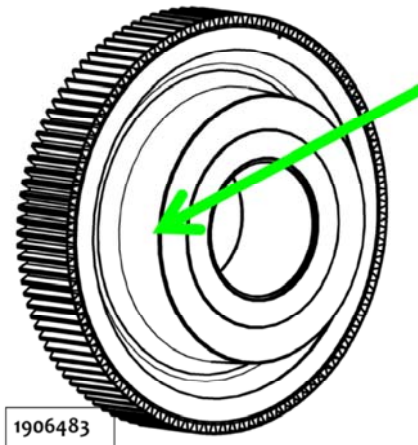
- The valve cover and oil pan gaskets should only be replaced if the chassis has over 100,000 miles (160,934 km).

Procedure

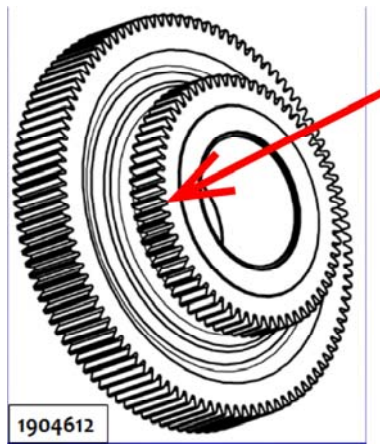
1. Remove the camshaft position sensor.
2. Use a borescope through the cam position sensor hole to determine the engine gear configuration.



- During inspection if the single gear configuration (as shown below) is found with no smaller second gear, no further action is required. Reinstall the cam position sensor.



- During inspection if the dual gear configuration (as shown below) is found, replacement is required. In Engine Rapido, search for, and select, **Replace PTO Gear**. The job number is P 1401 378618 001 000. If the chassis number you are working on is not available in Engine Rapido, use the instructions for chassis no. JJ182284



Attachments

 [Chassis List](#)

 [Customer Letter](#)

Authored by: OF

Access to PACCAR's Enterprise Portal is provided as a benefit of doing business with PACCAR. All applications and content accessed through this system are confidential and proprietary and the property of PACCAR Inc and its suppliers, and must be kept strictly confidential pursuant to the contract licensing such access. Disclosure, publication, release or distribution of any material found on PACCAR systems to any person other than employees with a need to know such information is strictly prohibited. All activity on this system is monitored. If PACCAR suspects or discovers any unauthorized activity, access may

be immediately terminated without prior notification. Violators may be subject to legal action.

© Copyright 2018 PACCAR Inc. All rights reserved. We welcome your [feedback](#) on this page. For technical questions or concerns about this page, please contact the [DealerNet Webmaster](#).