



PERCUSSIONAIRE®

2021

U.S. Product Catalog



TRUE-IPV®

The Difference You Can Feel!!



Terms and Conditions

Credit policy

Net 30-day terms are available to qualified accounts. All accounts with invoices exceeding these terms will be contacted by our collections department. A 1.5% monthly finance charge will be assessed on all past due invoices.

Freight and shipping terms

F.O.B. Shipping Point; accordingly, title and risk of loss pass at shipping point. All freight charges will be prepaid by customer or added to the invoice.

Returned goods

Percussionaire® Corporation strives to ship quality products strictly in accordance with your order. However, we expect that occasionally you will need to return a product to us. In order to allow us to process product returns quickly and efficiently (and issue credit as appropriate), please follow these guidelines when returning a product.

- Obtain a Return Authorization (RA) number from our Customer Service Department by calling 208-263-2549 or emailing customerservice@percussionaire.com before returning any product. Please be ready to provide the invoice number, the order number, or the purchase order number when requesting an (RA). Credit memos cannot be processed in a timely manner if this information is not provided.
- Please mark the RA number clearly on the outside of the boxes you return. Unauthorized returns may be refused and returned at the customer's expense. All returns should be shipped prepaid. The issuance of credit for returned product is subject to inspection and approval of the product by Percussionaire® Corporation.
- In order to cover our costs associated with processing returns, a 20% restocking fee may be imposed. This fee will be waived for returns resulting from a shipping or order entry error if the error is identified within 10 days of receipt or for the return of a defective product.
- The above process differs for any single patient interface products. Please contact Customer Service for further information.

Quantity and/or price discrepancies

All quantity and/or pricing discrepancies must be communicated to Percussionaire® Corporation within 15 days of the invoice date.

Non-returnable merchandise

Percussionaire® Corporation cannot accept returns of the following products:

- Custom-ordered product (not listed on our published price list).
- Products invoiced more than three months from the date of request for return.
- Discontinued product (not listed on currently published price list or formally discontinued).
- Product not in its original, unopened package.

Territories

Distributors located in the United States are not permitted to resell, rent, or in any other way distribute Percussionaire® Corporation products outside the United States. This export restriction is in place because of existing international distribution contracts.

Limited Warranty

Percussionaire® Corporation warrants that all devices or components shall be free from defects of workmanship and materials and will perform in accordance with the product specifications for a period of (1) year, excluding Phasitron® single patient kits.

If the product fails to perform in accordance with the product specifications, Percussionaire® Corporation will repair or replace—at its option—the defective material or product. Percussionaire® Corporation will pay customary freight charges to and from Percussionaire® Corporation or an authorized Percussionaire® Corporation service center. This warranty does not cover damage caused by non-approved cleaning or disinfection, accident, misuse, abuse, alteration, or other defects not related to material or workmanship. Percussionaire® Corporation disclaims all liability for economic loss, loss of profits, overhead, or consequential damages which may be claimed to arise from any sale or use of this product. (Limited to cost of product only.)

2021 Product Catalog



PERCUSSIONAIRE®
CORPORATION

Percussionaire® Corporation
130 McGhee Road, Suite 109
Sandpoint, ID 83864
www.percussionaire.com
Phone (208) 263-2549
Fax (208) 263-0577

Authorized European Union Representative:
MDSS GmbH, Schiffgraben 41, 30175 Hannover, Germany

The devices and products contained in this catalog may be covered by one or more patents.

This catalog was originally released and supplied in English. For a list of available translations, contact customerservice@percussionaire.com.

All ventilators should be operated and serviced only by trained professionals. Percussionaire® Corporation's sole responsibility with respect to its ventilators, accessories, components, and software, and their use, are as stated in the warranty provided in the manuals. The information set forth herein is believed to be accurate; it is not a substitute for the exercise of professional judgment.

© 2020 Percussionaire® Corporation
ALL RIGHTS RESERVED
1st Edition
First Printing November 2020
Percussionaire® is a registered trademark of Percussionaire Corporation.

This work is the sole property of Percussionaire® Corporation. The information in this catalog is confidential and may not be disclosed to third parties without the prior written consent of Percussionaire®. No part of this document may be copied, reproduced, transmitted, or stored in any electronic information system without the prior written consent of Percussionaire® Corporation.



Contents

Percussionaire® High-Frequency Devices Hospital Use	
IPV®-1C	5
IPV®-1C Parts and Accessories	6
IPV®-1C Technical Specifications	7
IPV®-2C	8
IPV®-2C Parts and Accessories	9
IPV®-2C Technical Specifications	10
TXP™ 5	11
TXP® 5 Parts and Accessories	12
TXP® 5 Technical Specifications	13
VDR®-4 (with Monitron II and stand)	14
VDR®-4 (with Monitron II and stand) Parts and Accessories	15
VDR®-4 (with Monitron II and stand) Technical Specifications	16
Bronchotron® Transport	17
Bronchotron® Transport Parts and Accessories	18
Bronchotron® Transport Technical Specifications	19
Percussionaire® High-Frequency Devices Homecare	
Impulsator®	20
Impulsator® Parts and Accessories	21
Impulsator® Technical Specifications	22
Impulsator® IPV®-HC	23
Impulsator® IPV®-HC Parts and Accessories	24
Impulsator® IPV®-HC Technical Specifications	25
Percussionaire® Phasitron 5	
Phasitron 5	26
In-Line Valve	27
Replacement Parts	
Service and Repair Parts List	28
Level 1 Technician Required	29
Level 2 Technician Required	33
Service Centers Only	35
Printed Materials	
Brochures and In-Line Valve Quick Reference Guide	35

TRUE-IPV® THERAPY Airway Clearance



The IPV®-1C is designed specifically for non-continuous institutional/hospital use. The IPV®-1C is a high-frequency, flow-regulated, time-cycled ventilator that provides TRUE-IPV® therapy, a modality of mechanical ventilation, "Intrapulmonary Percussive Ventilation" (IPV®).

IPV®-1C
K00001-C
Kit Order #K00001-C

The IPV®-1C provides high-frequency percussive pulses between 100-300 pulses per minute. These high-frequency percussive pulses ramify throughout the airways and alveolar ducts to augment diffusive ventilation in the gas exchange regions of the lung. This allows improved FRC, CO₂ removal, airway clearance, and lung recruitment. IPV®-1C can also be used in-line with conventional mechanical ventilators, delivering TRUE-IPV® therapy and alleviating the need to switch between different devices.

Accessories



**P5-10 Phasitron® 5
Breathing Circuit Kit**
Reorder Part #P5-10



In-Line Valve
Used In-Line with
Conventional Ventilator

P5 In-Line Valve
Reorder Part #P5-TEE-20



Connected with
PHASITRON® 5
PATENT PENDING

Order Number	Description
K00001-C	IPV [®] -1C with English, IPV [®] Multimeter, DISS Only, Stand & US Oxy Tubing

New Device Ordering

K00001-C	New Device Package Includes IPV [®] -1C w/English & IPV Multimeter B12330-1 Hose, US, OXY 1/4" x 15 ft, Green, DISS Female B12829 Universal Pole Mount Bracket A50075-B 48 in Universal Stand with Pole
----------	---

Accessories

Part #	Description
A50060	Lubetube, Xiameter PMX-200
A50075-B	48" Universal Stand with Pole
A50289	IPV [®] Stand Bracket
PRT-B12330-1	Hose, US, OXY 1/4" x 15 ft, Green, DISS Female
PRT-B12829	Universal Pole Mount Bracket
PRT-B12925	Phasitron [®] Mounting Ring/Hook
P5-10	Phasitron [®] 5 Hospital Unit, 10 Pack
P5-TEE-20	Phasitron [®] 5 Inline Valve, 20 Pack
PRT-B13536	Cap, Blue (10 Pack)

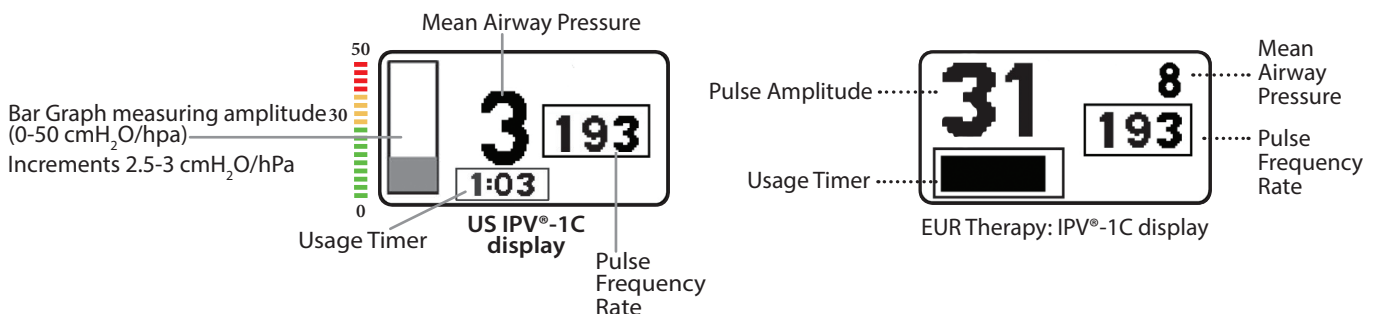
IPV[®]-1C

TRUE-IPV[®] THERAPY



Technical Specifications

Accessories	Part No.
Phasitron [®] Kit	P5-10
Settings	Specifications
Aerosol Flow	25 LPM
Pulse/Interval Ratio	Automatic
Pulse Frequency	100-300 pulses per minute (approximately)
Operating Conditions	Specifications
Operating Range	0°C to 49°C (32°F to 120°F) Humidity <93% non-condensing
Storage and Transport Range	-20°C to 60°C (-4°F to 140°F) Humidity <93% non-condensing
Battery Type	Multimeter uses (2) CR123A batteries
Run Time	Non-continuous
Display/Output	Specifications
Pulse Frequency	50-999 pulses per minute (approximately)
Mean Airway Pressure (MAP)	Digital display, 0-99 cmH ₂ O/hPa
Pulse Amplitude	Digital display, 0-99 cmH ₂ O/hPa, accurate to +/- 1 cmH ₂ O/hPa
Amplitude Bar Graph	Digital display, 0-50 cmH ₂ O/hPa
Session Usage Timer	Digital display, max 59:59 (minutes:seconds)
Gas Source	Specifications
Hospital Wall Gas	50-80 PSI, 3.45-5.5 BAR
Flow	25 LPM
Dimensions/Weights	Specifications
Dimensions (WxHxD)	17 cm x 24.13 cm x 24.13 cm (6.7" x 9.5" x 9.5")
Weight	1.99 kg (4.4 lb)
Required Maintenance	Every 3 years



TRUE-IPV® THERAPY Airway Clearance NICU, PICU, Adults



The **IPV®-2C** enhances the clinical versatility of TRUE-IPV® therapy by having a selectable percussive amplitude and frequency for the mobilization and clearance of retained endobronchial secretions, and the resolution of diffuse patchy atelectasis during mechanical airway recruitment.

IPV®-2C
K00002-C
Kit Order #K00002-C

The **IPV®-2C** is designed specifically for non-continuous institutional/hospital use. The IPV®-2C is a high-frequency, flow-regulated, time-cycled ventilator that provides TRUE-IPV® therapy, a modality of mechanical ventilation, "Intrapulmonary Percussive Ventilation" (IPV®). IPV®-2C provides high-frequency percussive pulses between 60-330 pulses per minute. These high-frequency percussive pulses ramify throughout the airways and alveolar ducts to augment diffusive ventilation in the gas exchange regions of the lung. This allows improved FRC, CO₂ removal, airway clearance, and lung recruitment. IPV®-2C can also be used in-line with conventional mechanical ventilators, delivering TRUE-IPV® therapy and alleviating the need to switch between different devices.

Accessories



In-Line Valve Used In-Line with Conventional Ventilator

P5 In-Line Valve
Reorder Part #P5-TEE-20



P5-10 Phasitron® 5 Kit
Reorder Part #P5-10



Connected with
PHASITRON® 5
PATENT PENDING

Order Number	Description
K00002-C	IPV [®] -2C with English, IPV Multimeter, DISS Only, Stand, & US Oxy Tubing

New Device Ordering

K00002-C	New Device Package Includes IPV [®] -2C w/English & IPV Multimeter B12330-1 Hose, US, OXY 1/4" x 15 ft, Green, DISS Female B12829 Universal Pole Mount Bracket A50075-B 48 in Universal Stand with Pole
----------	---

Accessories

Part #	Description
A50060	Lubetube, Xiameter PMX-200
A50075-B	48" Universal Stand with Pole
A50289	IPV [®] Stand Bracket
PRT-B12330-1	Hose, US, OXY 1/4" x 15 ft, Green, DISS Female
PRT-B12829	Universal Pole Mount Bracket
PRT-B12925	Phasitron [®] Mounting Ring/Hook
P5-10	Phasitron [®] 5 Hospital Unit, 10 Pack
P5-TEE-20	Phasitron [®] 5 Inline Valve, 20 Pack
PRT-B13536	Cap, Blue (10 Pack)

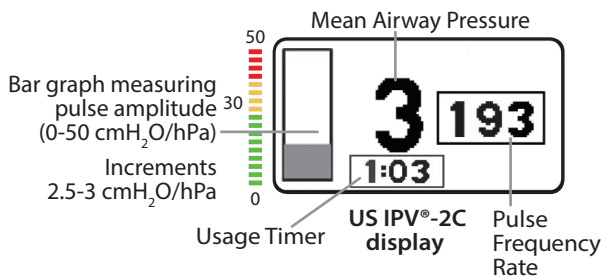
IPV[®]-2C

TRUE-IPV[®] THERAPY

Technical Specifications



Accessories	Part No.
Phasitron Kit	P5-10
Settings	Specifications
Aerosol Flow	25 LPM
Pulse Frequency	60-330 pulses per minute (approximately)
Pulse/Interval Ratio	Automatic
Operating Conditions	Specifications
Operating Range	Temp., 0°C to 49°C (32°F to 120°F), humidity 5%-95%
Storage and Transport Range	Temp., -20°C to 60°C (-4°F to 140°F), humidity < 93% non-condensing
Battery Type	Multimeter uses (2) CR123A batteries
Run Time	Non-continuous
Display/Output	Specifications
Pulse Frequency	50-999 pulses per minute
Mean Airway Pressure (MAP)	Digital display, 0-99 cmH ₂ O/hPa
Pulse Amplitude	Digital display, 0-99 cmH ₂ O/hPa, accurate to +/- 1 cmH ₂ O/hPa
Amplitude Bar Graph	Digital display, 0-50 cmH ₂ O/hPa
Session Usage Timer	Digital display, max 59:59 (minutes:seconds)
Gas Source	Specifications
Hospital Wall Gas	50-80 PSI, 3.45-5.5 BAR
Flow	25 LPM
Dimensions/Weights	Specifications
Dimensions (WxHxD)	17 cm x 24.13 cm x 24.13 cm (6.7" x 9.5" x 9.5")
Weight	1.99 kg (4.4 lb)
Required Maintenance	Every 3 years



EMERGENCY VENTILATOR

- Simple to Use
- Easy User Interface
- Backlit LCD Display
- Mounts to Standard 1" IV Poles

A flow-regulated, time-cycled
High-Frequency Ventilator.



Kit Order #TXP5

Alarms: Disconnect, High, and Low



Stand sold separately

Measured Performance

TXP ⁵	Frequency		R=50, C=10 ml/cmH ₂ O		R=20, C=10 ml/cmH ₂ O		R=5, C=10 ml/cmH ₂ O	
300	MAP		40 cmH ₂ O	31 LPM	30 cmH ₂ O	56 LPM	21 cmH ₂ O	78 LPM
		Amplitude	99 + cmH ₂ O		79 cmH ₂ O		47 cmH ₂ O	
500	MAP		47 cmH ₂ O	28 LPM	39 cmH ₂ O	48 LPM	32 cmH ₂ O	67 LPM
		Amplitude	99 + cmH ₂ O		72 cmH ₂ O		54 cmH ₂ O	
700	MAP		52 cmH ₂ O	23 LPM	48 cmH ₂ O	36 LPM	44 cmH ₂ O	50 LPM
		Amplitude	99 + cmH ₂ O		87 cmH ₂ O		66 cmH ₂ O	

Sampled from Phasitron® breathing circuit PN A50606-TXP, inline with TSI4000 Flow Meter, inline with Ingmar Medical's QuickLung®.


¹Resistance on QuickLung® set at each of the available resistance settings, while compliance remained set at 10ml/cmH₂O.

²Frequency recorded from TXP™ 5 Multimeter.

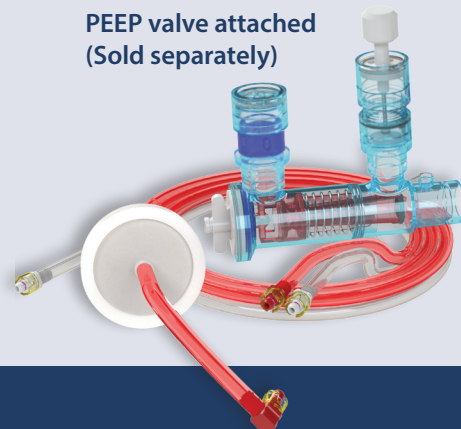
Accessories



**A50606 Phasitron®
Breathing Circuit**
Reorder Part #A50606-TXP



PEEP valve kit (Pack of 10)
Reorder Part #PRT-A70143



**PEEP valve attached
(Sold separately)**

Order Number	Description
TXP5	TXP [®] 5 Ventilator, English, DISS Inlet

New Device Ordering

TXP5	New Device Package Includes TXP5 Ventilator, English, DISS inlet B12330-1 Hose, US, OXY 1/4" x 15 ft, Green, DISS Female
------	---

Accessories

Part #	Description
A50060	Lubetube, Xiameter PMX-200
A50075-B	48" Universal Stand with Pole
PRT-B12330-1	Hose, US, OXY 1/4 in x 15 ft, Green, DISS x2
P5-TEE-20	Phasitron [®] 5 In-Line Valve, 20 Pack
A50606-TXP	TXP5 Phasitron [®] Kit, 5 Pack
PRT-A70143	PEEP Valve Kit, 10 Pack

TXP⁵ EMERGENCY VENTILATOR



Technical Specifications

Accessories	Part No.
Phasitron kit	A50606
Settings	Specifications
Pulse/Interval Ratio	250-350 1:2 350-450+ 1:1.5 450+ 1:1
Pulse Frequency	200-700 pulses per minute (approximately)
Operating Conditions	Specifications
Operating Range	Temp., 0°C to 49°C (32°F to 120°F), humidity 5%-95%
Storage and Transport Range	Temp., -20°C to 60°C (-4°F to 140°F), humidity < 93% non-condensing
Power Input	90-264 VAC, 50/60 Hz, 1 A
Battery Type	Li-ion 18650 3.7 V 2600 mAh Rechargeable
Run Time	Continuous
Display/Output	Specifications
Pulse Frequency	50-999 pulses per minute
High/Low-Pressure Settings	Digital display
Mean Airway Pressure (MAP)	Digital display, 0-99 cmH ₂ O/hPa
Pulse Amplitude	Digital display, 0-99 cmH ₂ O/hPa, accurate to +/- 1 cmH ₂ O/hPa
Alarm Condition	Indication
Airway High-Pressure Alarm	Audible with flashing red LED display during audible alarm
Airway Low-Pressure Alarm	Audible with flashing amber LED display during audible alarm
Circuit Disconnect Alarm	Audible with flashing red LED display during audible alarm
Gas Source	Specifications
Hospital Wall Gas, Compressed Oxygen Tanks, or Compressor	50-80 PSI, 3.45-5.5 BAR
Flow	15 LPM (average)
Dimensions/Weights	Specifications
Dimensions (W x H x D)	15.8 cm H x 11.4 cm W x 15.2 cm D (6.25" H x 4.5" W x 6.0" D)
Weight	.5 kg (1.16 lb)
Required Maintenance	Annual function check

HIGH-FREQUENCY PERCUSSIVE VENTILATION



Designed specifically for hospital use, the Volumetric Diffusive Respirator unit (VDR®-4) is a flow-regulated and time-cycled ventilator that provides high-frequency percussive ventilation (HFPV). This HFPV system supports both diffusive and convective flow by stacking breaths in cumulative subtidal volumes, allowing for air exchange, airway clearance, and lung recruitment for most hospital patient populations, neonatal to adult. The VDR®-4 can be used to treat respiratory conditions including hypoxemia, hypercapnia, aspiration, smoke inhalation, and ARDS. This unit is paired with the Monitron® II Waveform Analyzer, which provides accurate, real-time visual waveform, pressures, and alarms, making the VDR®-4 a versatile tool for critical and intensive care respiratory ventilation.

VDR®-4 WITH MONITRON® II
K00008-1
Kit Order #K00008-1

Accessories

**VDR®-4 Phasitron®
Breathing Circuit Kit**
Reorder Part #A50094-D
Single Patient Use Only



Order Number	Description
K00008-1	VDR [®] -4 with Monitron [®] II

New Device Ordering	Description
K00008-1 New Device Package Includes	
	S00018-1 VDR [®] 4 with Monitron [®] II
	A50075-VDR VDR [®] Stand
	B13603 Adult Test Lung, 500 ml
	B13604 Neonatal Test Lung, 30 ml with case
	MON-WHT-VGA White Medical Grade Monitor with VGA connection
	A50292 VDR [®] 4 Accessory Kit ▶ Kit Includes
	A50060 Lubetube, Xiameter PMX-200, Silicone Fluid .16 oz
	A50117 Mounting Block Assembly, Ring
	B12330 Hose, US, Oxy, 1/4" x 15 ft, Green DISS Male, DISS Female
	B12331 Hose, US, Air, 1/4" x 15 ft, Yellow DISS Male, DISS Female

Accessories		
Part #	Description	Available Phasitron [®] Replacement Kits
A50060	Lubetube, Xiameter PMX-200	 <p>PRT-991</p>
PRT-B12330	Hose, US, Oxy, 1/4" x 15 ft, Green DISS Male, DISS Female	
PRT-B12331	Hose, US, Air, 1/4" x 15 ft, Yellow DISS Male, DISS Female	
A50075-VDR	VDR [®] Stand	
A50094-D	VDR [®] 4 Phasitron [®] Kit	
A50094-D-5PK	VDR [®] 4 Phasitron [®] Kit , Case of 5	 <p>PRT-992</p>
A50292	VDR [®] 4 Accessory Kit (Not for Individual Sale)	
PRT-B12250-2	VGA Cable	
PRT-MONITOR	White Medical Grade Monitor with VGA Connection	
PRT-B13603	Adult Test Lung, 500 ml	
PRT-B13604	Neonatal Test Lung, 30 ml with case	 <p>PRT-993</p>
PRT-991	VDR [®] 4 Replacement Phasitron [®] Kit, Case of 10	
PRT-992	VDR [®] 4 Two Heater Replacement Phasitron [®] Kit, Case of 10	
PRT-993	VDR [®] 4 "Special Use" Water Trap Adapter Kit, with Replacement Phasitron [®] , Case of 10	
S00015-1	Monitron II (Replacement Only)	

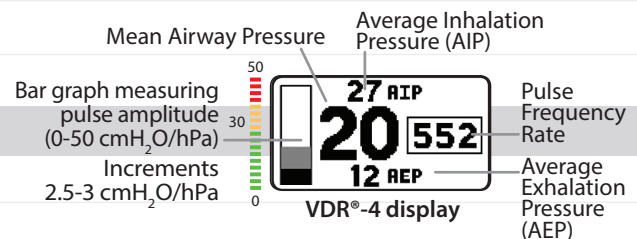
VDR®-4

VOLUMETRIC DIFFUSIVE RESPIRATION

Technical Specifications



Accessories	Part No.	
Phasitron® Kit	A50094-D	
Settings	Specifications	
Liquid Consumption	1 cc per minute	
Percussion Frequency	50-900 pulses per minute (approximately)	
Pulse/Interval Ratio	Adjustable	
Operating Conditions	Specifications	
Operating Range	Temp., 0°C to 49°C (32°F to 120°F), humidity 5%-95%	
Storage and Transport Range	Temp., -20°C to 60°C (-4°F to 140°F), humidity <93% non-condensing	
Power Input	100-240 VAC, 50/60 Hz, 3 A	
<i>See Waveform Analyzer Monitron® II for Display Output</i>	Run Time	Continuous
Digital Multimeter	Specifications	
Pulse Frequency	Digital display, 50-999 pulses per minute	
Mean Airway Pressure (MAP)	Digital display, 0-99 cmH ₂ O/hPa, accurate to +/-1 cmH ₂ O/hPa	
Amplitude Bar Graph	Digital display, 0-50 cmH ₂ O/hPa	
Average Inhalation Pressure (AIP)	Digital display, 0-100 cmH ₂ O/hPa	
Average Exhalation Pressure (AEP)	Digital display, 0-100 cmH ₂ O/hPa	
Alarm Condition	Indication	
High Airway Pressure Limit	Audible indicator (pneumatic pressure failsafe) w/automatic pressure relief	
Electronic High/Low-Pressure Alarm	Visual and audible indicators	
Disconnect Alarm	Audible indicator	
Blender Gas Supply Alert	Audible indicator	
Gas Source	Specifications	
Hospital Wall Gas	50-80 PSI air and O ₂	
Flow	25 LPM per gas source-sustained	
Dimensions/Weights	Specifications	
Dimensions (WxHxD)	40.64 cm x 33 cm x 25.4 cm (16" x 13" x 10")	
Weight	8.98 kg (19.8 lb)	
Required Maintenance	Every 3 years	



High-Frequency, Flow-Regulated, Time-Cycled, Transport Ventilator

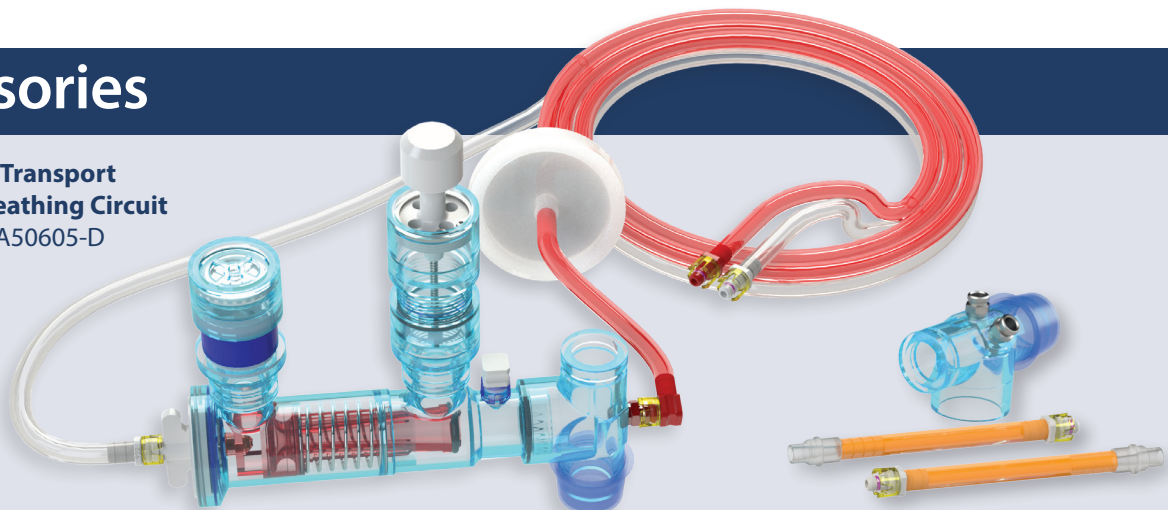


The **Bronchotron® Transport** gives clinicians a practical and extremely portable option for High-Frequency Percussive Ventilation (HFPV) in most patient populations. This pneumatic device can operate with a single oxygen cylinder or from a standard high-flow blender. It does not depend on electrical power and has battery-powered built-in alarm and monitoring display.

Bronchotron® Transport
K00038-2
Kit Order #K00038-2

Accessories

Bronchotron® Transport
Phasitron® Breathing Circuit
Reorder Part #A50605-D



Order Number	Description
K00038-2	Bronchotron® Transport

New Device Ordering	Description
K00038-2 New Device Package Includes	
B13603 Adult Test Lung, 500 ml	
B13604 Neonatal Test Lung, 30 ml with case▶ Kit Includes
A50603 Bronchotron® Accessory Kit	A50060 Lubetube, Xiameter PMX-200,
S00033-2 Sinusoidal Bronchotron® & Multi-Mode Transport with Multimeter	Silicone Fluid .16 oz

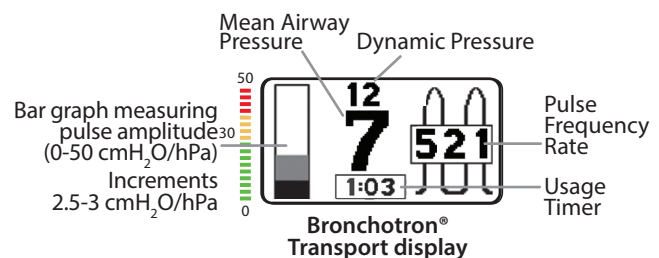
Accessories

Part #	Description
A50060	Lubetube, Xiameter PMX-200
A50603	Bronchotron® Accessory Kit
PRT-B12330-1	Hose, US, Oxy, 1/4" x 15 ft, Green, DISS, Female (2 Pack)
PRT-B13603	Adult Test Lung, 500 ml
PRT-B13604	Neonatal Test Lung, 30 ml with case
A50605-D	Bronchotron® Phasitron® Kit
A50605-D-5PK	Bronchotron® Phasitron® Kit, Pack of 5
PRT-A50610-D	Nitric Oxide Kit, Pack of 10



Technical Specifications

Accessories	Part No.
Phasitron [®] Kit	A50605-D
Settings	Specifications
Percussion Frequency	200-800 pulses per minute (approximately)
Pulse/Interval Ratio	1:1
Operating Conditions	Specifications
Operating Range	Temp., 0°C to 49°C (32°F to 120°F), humidity 5%-95%
Storage and Transport Range	Temp., -20°C to 60°C (-4°F to 140°F), humidity <93% non-condensing
Battery Type	Multimeter uses (2) CR123A batteries
Run Time	Continuous
Display/Output	Specifications
Pulse Frequency	Digital display, 50-999 pulses per minute
Mean Airway Pressure (MAP)	Digital display, 1 to 99 cmH ₂ O/hPa
Amplitude Bar Graph	Digital display, 0 to 50 cmH ₂ O/hPa
Dynamic Pressure	Digital display, 1 to 150 cmH ₂ O/hPa
Session Usage Timer	Digital display, max 59:59 (minutes:seconds)
Alarm Condition	Indication
High Pressure	Audible indicator (pneumatic pressure failsafe) w/automatic pressure relief
Gas Source	Specifications
Oxygen	50-80 PSI, 3.45-5.5 BAR
Consumption	25 LPM
Dimensions/Weights	Specifications
Dimensions (WxHxD)	48.26 cm x 38.1 cm x 17.78 cm (19" x 15" x 7")
Weight	6.25 kg (13.8 lb)
Required Maintenance	Every 3 years



TRUE-IPV® THERAPY Airway Clearance



Designed specifically for non-continuous home and institutional use, the Impulsator® is a flow-regulated, time-cycled ventilator that delivers TRUE-IPV® therapy, a modality of mechanical ventilation, "Intrapulmonary Percussive Ventilation." The Impulsator® delivers high-frequency percussive pulses between 100-300 cycles per minute. These high-frequency percussive pulses ramify throughout the airways and alveolar ducts, augmenting diffusive ventilation in the gas exchange regions of the lungs, allowing airway clearance and lung recruitment.

Impulsator®
K00012
Kit Order #K00012
Not available in the EU

May reduce hospital re-admissions.¹

¹ 2018 Nicolini et al, Safety and effectiveness of HFCWO vs IPV® in patients with severe COPD

Accessories



**P5-TH Phasitron®⁵
Breathing Circuit Kit**
Reorder Part #P5-TH

Order Number Description

K00012	Impulsator® 115V
---------------	------------------

New Device Ordering

K00012	New Device Package Includes	Re-Order#
	S00010 North American Impulsator® 115V	K00012
	A50162 Impulsator® Accessory Kit, US	A50162▶ Kit Includes
		A50060 Lubetube, Xiameter PMX-200
		B12792 Fuse, Buss BK/MDL- 5
		B12725 Impulsator® Phasitron® Nebulizer Bracket
		B12250-2 115V Hospital-Grade Power Cord

Accessories

Part #	Description
A50060	Lubetube, Xiameter PMX-200
A50162	Impulsator® Accessory Kit, US (See above for Kit Contents)
A70111	Phasitron® 5 Cleaning Kit▶ Kit Includes
	B20019 Pipe Cleaner, Phasitron® 5 (Qty: 6)
	B20020 Time Strip, 6 Months, Phasitron® 5
P5-TH	Phasitron® 5 Therapy
P5-TH-5	Phasitron® 5 Therapy, 5 Pack
PRT-B12250-2	115V Hospital-Grade Power Cord
PRT-B12349	2 ft Clear Flex Tubing 22 mm
PRT-B12450	Foam Filter, Black, Impulsator®/HC (10 Pack)
PRT-B12585	Filter Felt (10 Pack)
PRT-B12725	Impulsator® Phasitron® Nebulizer Bracket
PRT-B12792	Fuse, Buss BK/MDL- 5 (10 Pack)



Technical Specifications

Accessories	Part No.
Phasitron Kit	P5-TH
Settings	Specifications
Aerosol Flow	25 LPM
Pulse Frequency	100-300 pulses per minute (approximately)
Pulse/Interval Ratio	Average ratio 1:2.5
Operating Conditions	Specifications Gardner Denver Compressor
Operating Range	Temp., 10°C to 40°C (50°F to 104°F), humidity 5%-95%
Storage and Transport Range	Temp., -20°C to 60°C (-4°F to 140°F), humidity < 93% non-condensing
Battery Type	Multimeter uses (2) CR123A batteries
Power Input	120 V 60 Hz
Run Time	Intermittent for 15-20 minute treatments
Display/Output	Specifications
Pulse Frequency	50-999 pulses per minute
Pulse Amplitude	Digital display, 1 to 150 cmH ₂ O/hPa
Session Usage Time	Digital display, max 59:59 (minutes:seconds)
Dimensions/Weights	Specifications
Dimensions (WxHxD)	33 cm x 29.7 cm x 20.82 cm (13" x 11.7" x 8.2")
Weight	10.43 kg (23 lb)
Required Maintenance	Every 3 years

Caution: Do not exceed 20 minutes. Allow a 10-minute cooldown before restart.





The IPV®-HC allows active patients to receive TRUE-IPV® therapy at home.

The IPV®-HC
K00012-HC

The IPV®-HC Impulsator® is housed in a portable travel bag. Proven safe and effective, the IPV®-HC has provided the same TRUE-IPV® therapy as all Percussionaire® hospital therapy devices, using the Phasitron® 5. This self-contained device is easy to use, suitable for adult and pediatric patients.

Accessories

P5-HC Phasitron® 5
Breathing Circuit Kit
Reorder Part #P5-HC



Order Number	Description
*K00012-HC	The Impulsator® HC

New Device Ordering

*K00012-HC New Device Package Includes	Re-Order#
S00009 North American IPV®-HC 115V	S00009
A50099 IPV®-HC Accessory Kit	A50099 ► Kit Includes A50060 Lubetube, Xiameter PMX-200 B12349 2 ft Clear Flex Tubing (22 mm) B12726-1 IPVHC Phasitron® Nebulizer Holder B12250-2 115V Hospital-Grade Power Cord
A50751 IPV®-HC 115V Accessory Kit	A50751 ► Kit Includes B13142 Allen Wrench, Hex 5/64 B13091 Blue Intake Filter B12792 Fuse, Buss BK/MDL- 5 B12585 Filter Felt B12450 Foam Filter, Black, Impulsator®/HC

Accessories

Part #	Description
A50060	Lubetube, Xiameter PMX-200
A50099	IPV®-HC Accessory Kit (See above for Kit contents.)
A50751	IPV®-HC 115V Accessory Kit (See above for Kit contents.)
A70111	Phasitron® 5 Cleaning Kit ► Kit Includes B20019 Pipe Cleaner, Phasitron® 5 (Qty: 6) B20020 Time Strip, 6 Months, Phasitron® 5
PRT-B12349	2 ft Clear Flex Tubing (22 mm)
P5-TH	Phasitron® 5 Therapy
P5-TH-5	Phasitron® 5 Therapy, 5 Pack
PRT-B12250-2	115V Hospital-Grade Power Cord
PRT-B12585	Foam Filter, Black, Impulsator®/HC (10 Pack)
PRT-B12726-1	IPV®-HC Phasitron® Nebulizer Holder
PRT-B12792	Fuse, Buss BK/MDL- 5 (10 Pack)
PRT-B13091	Blue Intake Filter, Pack of 10
PRT-B13142	Allen Wrench, Hex 5/64

* This product will no longer be available for purchase after December 31, 2020. Parts and accessories will remain available while supplies last.

IPV[®] - HC

TRUE-IPV[®] THERAPY



Technical Specifications

Accessories	Part No.	
Phasitron Kit	P5-HC [®]	
Settings	Specifications	
Aerosol Flow	Up to 10 LPM	
Pulse Frequency	100-500 pulses per minute (approximately)	
Pulse/Interval Ratio	Automatic	
Operating Conditions	Specifications	
Operating Range	5°C to 40°C (41°F to 104°F) Humidity <93% non-condensing	
Storage and Transport Range	-25°C to 60°C (-13°F to 140°F) Humidity <93% non-condensing	
Power Input	120 V 60 Hz or 220 V 50 Hz	⚠ Caution: Do not exceed 20 minutes. Allow a 10-minute cooldown before restart.
Run Time	Intermittent for 15-20 minute treatments	
Dimensions/Weights	Specifications	
Dimensions (WxHxD)	45.72 cm x 45.72 cm x 27.94 cm (18" x 18" x 11")	
Weight	6.8 kg (15 lb)	
Required Maintenance	Every 3 years	



TRUE-IPV® THERAPY

Single Patient, Multiple Uses

Technical Specifications

Size	13.5 mm x 17 mm (5 ¼" x 6 ¾")
Weight	123 g (0.27 lb)
Operating Range	Temp., 0°C to 49°C (32°F to 120°F) Relative humidity range 15% to < 90% non-condensing
Storage and Transport Range	Temp., -40°C to 60°C (-40°F to 140°F)
Rate Range	0-999 pulses per minute
Pressure Range	0-150 cmH ₂ O/hPa
Liquid Consumption	.75 cc per minute
Safety Valve Release	30-50 cmH ₂ O/hPa
Red Line Filter	1-3 micron hydrophobic
Disposal	Recycle according to local laws
Service Life	6 months or 540 uses, whichever is less
Shelf Life	2 years from date of manufacture

The Phasitron® 5 breathing circuit kit is intended to be used with Percussionaire® TRUE-IPV® controller devices for Intrapulmonary Percussive Ventilation therapy. For use with Percussionaire® control device models IPV®-1C, IPV®-2C, Impulsator®, IPV®-HC, and Travel Air®.

Order Number	Description
P5-10	Phasitron® 5, 10 Pack
P5-TH	Phasitron® 5 Therapy
P5-TH-5	Phasitron® 5 Therapy, 5 Pack
P5-HC	Phasitron® 5, Home Care
P5-HC-5	Phasitron® 5, Home Care, 5 Pack
P5-TA	Phasitron® 5, Travel Air
P5-TA-5	Phasitron® 5, Travel Air, 5 Pack

TRUE-IPV® THERAPY

Technical Specifications

Size	2.8 cm x 1.9 cm x 1.6 cm (1.3" x 1.17" x 0.82")
Weight	19.7 g (0.04 lb)
Operating Temperature Range	Temp., 0°C to 40°C (32°F to 104°F) Relative humidity range 15% to < 90% non-condensing
Storage and Transport Range	Temp., -40°C to 5°C (-40°F to 41°F) without relative humidity control
Temperature Range	Temp., 5°C to 35°C (41°F to 95°F) Relative humidity up to 90% non-condensing
Pressure Relief Valve Connections	Adjustable 22 mm OD/22 mm ID
Flow Connection	1-Way Valve 22 mm ID Phasitron® Connection
Shelf Life	2 years from date of manufacture


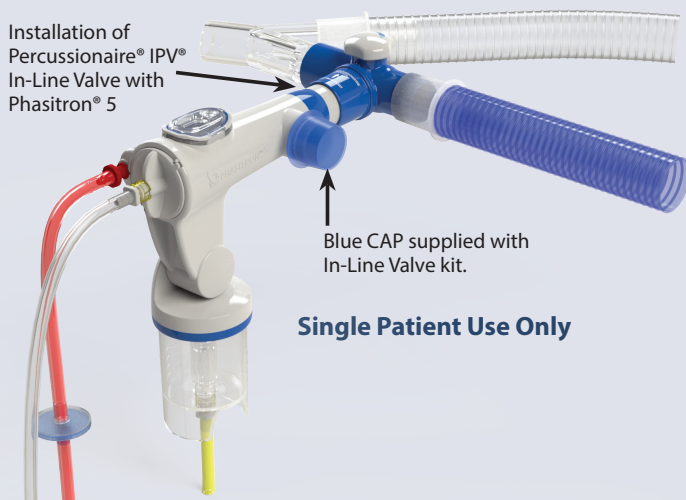


In-Line Valve
P5-TEE-20
Sold in packs of 20

The In-Line Valve allows CMV patients to receive TRUE-IPV® therapy when used with all existing Percussionaire IPV® Phasitrons. The In-Line Valve enables mucus clearance and improves functional residual capacity. The In-Line Valve allows the option to administer aerosol medication and provides additional hydration to CMV patients.

Order Number	Description
P5-TEE-20	Phasitron® 5, In-Line Valve 20 Pack

Set-Up



Service and Repair Parts List

Anyone may purchase these Service and Repair Parts. (They require no training for installation.)

ITEM NUMBER	PART DESCRIPTION	SERVICE LEVEL
PRT-B12250-2	POWER CORD, 115V HOSPITAL GRADE VDR®-4/IMP	ALL
B12299-1	BOX INSERT, IPV®/VDR 4.5" x 14" x 14"	ALL
B12301	BOX 18.25" X 14" x 14.25" IPV®HC/IMP	ALL
B12301-1	BOX INSERT, CENTER SURROUND IPV®HC	ALL
B12301-2	BOX INSERT, TOP M-PAD IPV®HC	ALL
B12302	BOX INSERT, BOTTOM PAD 1" x 14" x 18.25" IPV®HC	ALL
PRT-B12419	PLUG, HOLE, .750, 10-PACK VDR®-4	ALL
PRT-B12726-1	PLATFORM, ACCESSORY, IPV HC IPV®HC	ALL
PRT-B12838	KNOB, PLASTIC, BLACK IPV®1C/IPV®2C/SBRO	ALL
PRT-B12912-1	REPLACEMENT BLUE ZIPPER BAG, TRANSPORT SBRO	ALL
PRT-B12925	PHASITRON® MOUNTING RING IPV®1C/IPV®2C/SBRO	ALL
PRT-B13051	PLUG WITH CHAIN SBRO	ALL
PRT-B13091	FILTER, INTAKE, 80MM, BLUE, 10-PACK IPV®HC	ALL
B13171	BOX, SHIP 17" x 14" x 17.5"	ALL
B13172	BOX INSERT, 2" FOAM SET	ALL
B13173	BOX INSERT, 1" FOAM SET	ALL
B13454	BOX, INSERT, CUBE DEVICES IPV®1C/ IPV®2C/SBRO	ALL
B13454-1	BOX, INSERT, FOAM, CUBE DEVICES IPV®1C/ IPV®2C/SBRO	ALL
B13454-2	BOX, SHIPPER, CUBE DEVICES IPV®1C/ IPV®2C/SBRO	ALL
B13454-3	BOX, ACCESSORY TRAY, CUBE DEVICE IPV®1C/ IPV®2C/SBRO	ALL
PRT-B13462	CABLE, VGA VDR®4	ALL
PRT-BOX	IMPULSATOR® REPLACEMENT PACKAGING	ALL
PRT-BOX1	IPV® REPLACEMENT INNER PACKAGING ONLY	ALL
PRT-BOX2	IPV® REPLACEMENT INNER AND OUTTER PACKAGING	ALL
PRT-B21099	KNOB, TXP® 5	ALL
PRT-B21101	POWER SUPPLY, TXP® 5	ALL
PRT-B21103	POWER CABLE, TXP® 5	ALL
PRT-B21112	CLAMP, TXP® 5 POWER CABLE	ALL

Beginning in 2020 Percussionaire® Service Training was reorganized, see the attached list to understand the new certification levels for device servicing. Existing certificates are still valid and there have been no changes to what can be serviced, only new certificates moving forward.

Note: Module 3, doesn't include Modules 1 & 2, see the exact Certificates received by Technicians before ordering Service Parts.

Technician Certification Levels:

Historical Technician Level	2020 and Beyond	Device Category	Examples
Level 1	Module 1	Hospital	IPV®-1C, IPV®-2C, TXP®5
	Module 2	Home Care	Impulsator® Family
Level 2	Module 3	Acute Care	Transport & VDR®-4
	Module 4	Device Calibration	All, except Impulsator® Family

Service and Repair Parts List

Module 1, Module 2, or Level 1 Technicians as specified, or higher may purchase these Service Parts.

ITEM NUMBER	PART DESCRIPTION	SERVICE LEVEL
VARIES	ALL REPLACEMENT DEVICE SERIAL # LABEL ALL DEVICES	VARIES BY DEVICE
A54101	IPV®-1C SINGLE GAS SERVICE KIT IPV®1C	MOD 1 OR L1
A54101-2	IPV®-1C DUAL GAS SERVICE KIT IPV®1C	MOD , OR L1
A54102	IPV®-2C SINGLE GAS SERVICE KIT IPV®2C	MOD 1 OR L1
A54102-2	IPV®-2C DUAL GAS SERVICE KIT IPV®2C	MOD 1 OR L1
A54102-CA	IPV®-2C SINGLE GAS FRENCH SERVICE KIT IPV®2C	MOD 1 OR L1
A54103	IMPULSATOR® SERVICE KIT IMP	MOD 2 OR L1
A54104	IPV®-HC SERVICE KIT IPV®2	MOD 2, OR L1
PRT-A50001	PRESS GAUGE ASSY, 0 - 100 PSI IPV®1C/IPV®2C/IMP/VDR®4/SBRO	MOD 1 OR L1
PRT-A50009-1	MASTER SWITCH, 2 INLET PORTS IPV®1C/IPV®2C/SBRO/VDR®4	MOD 1, 2 OR L1
PRT-A50032-D	ALARM, FAILSAFE GOVERNOR ASSEMBLY, BLUE, LEXAN IPV®1C/IPV®2C/VDR®4/SBRO	MOD 1, 2 OR L1
PRT-A50050	REGULATOR, PRESSURE REDUCTION IPV®1C/ IPV®2C/TXP/SBRO/VDR®4	MOD 1, 2 OR L1
A50067-C-REPLC	CASE REPLACEMENT, IPV®-1C IPV®1C	MOD 1 OR L1
A50068-2C-REPLC	CASE REPLACEMENT, IPV®-2C, SINGLE GAS, ENGLISH IPV®2C	MOD 1 OR L1
PRT-B21082	CLAMP, TXP® 5, REPLACEMENT W/HARDWARE TXP	MOD 1 OR L1
PRT-A50076-20-1	METERING VALVE, TB-20-1 IPV®2C	MOD 1 OR L1
PRT-A50076-20-AB	METERING VALVE, ANTI-BACKLASH, TB-20-AB IPV®1C/IPV®2C/IMP/IPV®HC/TXP® 5	MOD 1, 2, OR L1

Service and Repair Parts List

Module 1, Module 2, or Level 1 Technicians as specified, or higher may purchase these Service Parts.

ITEM NUMBER	PART DESCRIPTION	SERVICE LEVEL
PRT-A50077-1	METERING VALVE, FA-1 20 IPV [®] 2C/TXP/SBRO/VDR [®] 4	MOD 1 OR L1
PRT-A50079-BK	KNOB, BLACK ALL DEVICES	MOD 1, 2 OR L1
PRT-A50084-1	REGULATOR, ALERTING PRESSURE IMP	MOD 2 OR L1
PRT-A50126-BK	KNOB ASSY, MASTER SWITCH, BLACK IPV [®] 1C/IPV [®] 2C/SBRO/VDR [®] 4	MOD 1 OR L1
PRT-A50146-BN	CARTRIDGE, BN IPV [®] 1C/IPV [®] 2C	MOD 1 OR L1
PRT-A50146-BN-3	CARTRIDGE, BN-3 TXP [®] 5	MOD 1 OR L1
PRT-A50179-P9	CARTRIDGE, P9 IMP	MOD 2 OR L1
PRT-A50179-P9-1	CARTRIDGE, P9-1 IPV [®] HC	MOD 2 OR L1
PRT-A50194	ADJUSTABLE FLOW BULKHEAD IPV [®] 1C/VDR [®] 4/SBRO	MOD 1 OR L1
PRT-A50252	SERVICE TOOLS KIT	MOD 1, 2 OR L1
PRT-A50483-1	COMPRESSOR OVERHAUL KIT THOMAS 2668CE32-890	MOD 2 OR L1
PRT-A50498	POWER BULKHEAD ASSEMBLY IPV [®] 1C	MOD 1 OR L1
PRT-A50635-1	TOGGLE SWITCH IPV [®] HC	MOD 2 OR L1
PRT-A50639	SEQUENCE VALVE IPV [®] 2C/SBRO	MOD 2 OR L1
PRT-A60001-1	HARNESS REGULATOR/OSC. CARTRIDGE/MANUAL INSP/MONITOR IPV [®] 1C	MOD 1 OR L1
PRT-A60002	HARNESS, MANUAL INSP./PHASITRON/TIMING CIRCUIT/REMOTE IPV [®] 1C	MOD 1 OR L1
PRT-A60006-1	HARNESS, HIGH PRESSURE/MASTER SWITCH IPV [®] 1C	MOD 1 OR L1
PRT-A60007	HARNESS, OPERATIONAL PRESSURE REGULATOR/NEBULIZER/MASTER SWITCH IPV [®] 1C/IPV [®] 2C	MOD 1 OR L1
PRT-A62001-2	HARNESS REGULATOR, MASTER SWITCH/GAUGE/CPAP IPV [®] 2C	MOD 1 OR L1
PRT-A62004-1	HARNESS, OSC. CARTRIDGE/FLOW METERING VALVE/MASTER SWITCH IPV [®] 2C	MOD 1 OR L1
PRT-A70115	IPV [®] CONTROL UNIT TEST KIT	MOD 1, 2 OR L1
PRT-A70137	TXP5 REGULATOR ASSEMBLY	MOD 1 OR L1
PRT-A70138	HARNESS, TXP [®] 5, CARTRIDGE TO REGULATOR	MOD 1 OR L1
PRT-A70139	HARNESS, TXP [®] 5, CARTRIDGE AMPLITUDE	MOD 1 OR L1
PRT-A70140	HARNESS, TXP [®] 5, INLET FILTER	MOD 1 OR L1
PRT-A70142	DMA, DIGITAL MULTIMETER WITH ALARM	MOD 1 OR L1
PRT-A87003-1	HARNESS, TIMING CIRCUIT/FLOW RATE CONTROL TXP/IPV [®] HC	MOD 1, 2 OR L1

Service and Repair Parts List

Module 1, Module 2, or Level 1 Technicians as specified, or higher may purchase these Service Parts.

ITEM NUMBER	PART DESCRIPTION	SERVICE LEVEL
PRT-A91001-1	HARNESS, TIMING CIRCUIT/REMOTE/PHASITRON/NEW COMPRESSOR IMP	MOD 2 OR L1
PRT-A91010	HARNESS, MUFFLER MINIMUM PRESSURE IMP	MOD 2 OR L1
PRT-A99512	HARNESS, COMPRESSOR OUTLET 5.5 IMP	MOD 2 OR L1
PRT-A99517	HARNESS, IMP COMPRESSOR REGULATOR CIRCUIT IMP	MOD 2 OR L1
PRT-A99518-1	HARNESS, IMP REG.GAS/DISTRIBTN/NEW COMPRESSOR IMP	MOD 2 OR L1
PRT-A99537	HARNESS, COMPRESSOR REAR OUTLET TO NEB IPV [®] HC	MOD 2 OR L1
PRT-A99538	HARNESS, COMPRESSOR FRONT OUTLET TO CART. IPV [®] HC	MOD 2 OR L1
PRT-B11011-060-2C	Q.D. FITTING, BULKHEAD, .060, ANODIZED IPV [®] 1C/IMP	MOD 1, 2 OR L1
PRT-B11011-125-2C	Q.D. FITTING, BULKHEAD, ALUMINUM, CLEAR IPV [®] 2C/ TXP/VDR [®] 4/IPV [®] HC/SBRO	MOD 1, 2 OR L1
PRT-B11011-125-2G	Q.D. FITTING, BULKHEAD, ALUMINUM, GREEN IPV [®] 2C/IMP/VDR [®] 4	MOD 1, 2 OR L1
PRT-B11011-125-2R	Q.D. FITTING, BULKHEAD, ALUMINUM, RED IPV [®] 1C/IPV [®] 2C/MON/ VDR [®] 4/IMP/TXP/SBRO	MOD 1, 2 OR L1
PRT-B11011-125-2Y	Q.D. FITTING, BULKHEAD, ALUMINUM, YELLOW IPV [®] 1C/IPV [®] 2C/MON/ VDR [®] 4/IMP/SBRO	MOD 1, 2 OR L1
PRT-B12051	LOCK RING, REGULATOR TO PANEL RETENTION IPV [®] 1C/IPV [®] 2C/ VDR [®] 4/IMP/TXP [®] 5	MOD 1, 2 OR L1
PRT-B12063	SCREW, PHILLIPS PAN HEAD 6/32" x 3/8", 10-PACK MON/IMP/VDR [®] 4/IPV [®] HC/SBRO/TXP [®] 5	MOD 1, 2 OR L1
PRT-B12063-1	SCREW, SPANNER DRIVE, PN HEAD, SS 6"-32" x 3/8" IPV [®] HC	MOD 2 OR L1
PRT-B12295-1	WRENCH, ALLEN, HEX 3/32"-1/16"	MOD 1, 2 OR L1
PRT-B12354	NEEDLE VALVE, LOADING SPRING IPV [®] 1C/IPV [®] 2C/TXP/ VDR [®] 4/SBRO	MOD 1, 2 OR L1
PRT-B12383-1	PANEL, FAN HOUSNG, IMP/UTXP IMP	MOD 2 OR L1
PRT-B12412	FRICTION LOCK RETAINER, 10-PACK ALL DEVICES	MOD 1, 2 OR L1
PRT-B12420	PLUG, BLACK, HOLE .375", 10-PACK IPV [®] 2C/SBRO	MOD 1 OR L1
PRT-B12441	FILTER BODY, 115V IMPULSATOR [®] ALT COMPRESSOR IMP/IPV [®] HC	MOD 2 OR L1
PRT-B12441-1	FILTER BODY, INTAKE, MODIFIED IMPULSATOR [®] ORIG. COMPRESOR IPV [®] HC	MOD 2 OR L1
PRT-B12538	FAN GUARD, IMPULSATOR [®] IMP	MOD 2 OR L1
PRT-B12582	FILTER BODY CAP IPV [®] HC	MOD 2 OR L1
PRT-B12584-1	HANDLE, IMP NEW STYLE FOR COMPRESSOR 1SET = 2 (METAL) IMP	MOD 2 OR L1
PRT-B12662-1	CLAMP, CAPACITOR IMP	MOD 2 OR L1
PRT-B12728	DIAPHRAGM, RELIEF, PRESS.REG IMP	MOD 2 OR L1

Service and Repair Parts List

Module 1, Module 2, or Level 1 Technicians as specified, or higher may purchase these Service Parts.

ITEM NUMBER	PART DESCRIPTION	SERVICE LEVEL
PRT-B12729	VALVE SEAT & GASKET IMP	MOD 2 OR L1
PRT-B12785	FOOT, RUBBER SFF-018, 4-PACK IMP	MOD 2 OR L1
PRT-B12792	FUSES, BUSS BK/MDL-5 U.S. IMP/IPV®HC	MOD 2 OR L1
PRT-B12823	MOUNTING BLOCK IPV®1C/IPV®2C	MOD 1 OR L1
PRT-B12825	MOUNTING BLOCK PLATE IPV®1C/IPV®2C	MOD 1 OR L1
PRT-B12827	SCREW, PHILLIPS FLATHEAD 10-32" x 1/2", 10-PACK IPV®1C/IPV®2C/MON/SBRO	MOD 1 OR L1
PRT-B12854	SCREW, PHIL PNHD, 6/32" X 1/4" SS, 10-PACK IPV®1C/IPV®2C/MON/SBRO	MOD 1 OR L1
PRT-B13115	KIT, FAN INTAKE & EXHAUST FILTER IPV®HC	MOD 2 OR L1
PRT-B13317-1	CAN, BLACK, W/STUDS IPV®1C/IPV®2C/IMP/MON/TXP/VDR®4/SBRO	MOD 1, 2 OR L1
*PRT-B13553	CAPACITOR, 120 V, 7.5 VF, 440 VAC, 1.75" DIAM, 60 HZ IMP	MOD 2 OR L1
*PRT-B13554	CAPACITOR, 120 V, 10 VF, 440 VAC, 1.75" DIAM, 60 HZ IMP	MOD 2 OR L1
*PRT-B13555	CAPACITOR, 120 V 7.5 V, 370 VAC OVAL, 50160 HZ IPV®HC	MOD 2 OR L1
K-DM-H-IMP	HARNESS, IMPULSATOR® MULTIMETER IMP	MOD 2 OR L1
K-DM-H-IMP-J	HARNESS, IMPULSATOR® MULTIMETER, JAPAN IMP	MOD 2 OR L1
K-DM-H-IPV1C	HARNESS, IPV®-1C MULTIMETER CONNECTION IPV®1C	MOD 1 OR L1
K-DM-H-IPV2C	HARNESS, IPV®-2C MULTIMETER CONNECTION IPV®2C	MOD 1 OR L1
K-IMP-UPG-DM	KIT, IMP, UPGRADE, MULTIMETER IMP	MOD 2 OR L1
K-IMP-UPG-DM-J	KIT, IMP, UPGRADE, MULTIMETER, JAPAN IMP	MOD 2 OR L1
K-IPV1C-EUR-UPG-DM	KIT, IPV®-1C, EUROPE, UPGRADE, MULTIMETER IPV®1C	MOD 1 OR L1
K-IPV2C-EUR-UPG-DM	KIT, IPV®-2C, EUROPE, UPGRADE, MULTIMETER IPV®2C	MOD 1 OR L1
K-IPV2C-UPG-DM	KIT, IPV®-2C, UPGRADE, MULTIMETER IPV®2C	MOD 1 OR L1
K-IPV2C-US-UPG-DM	KIT, IPV®-2C, US, UPGRADE, MULTIMETER IPV®2C	MOD 1 OR L1
K-MON-DM-IPV-EUR	DIGITAL MULTIMETER KIT, IPV®, EUROPE IMP/IPV®1C/IPV®2C	MOD 1, 2 OR L1
K-MON-DM-IPV-HOME	DIGITAL MULTIMETER KIT, IPV®, HOME IMP	MOD 2 OR L1
K-MON-DM-IPV-US	DIGITAL MULTIMETER KIT, IPV®, US IPV®1C/IPV®2C	MOD 1 OR L1
T0100	BRACELET TOOL, MODIFIED SERVICE TOOLS	MOD 1, 2 OR L1
T0306	HEX NUT DRIVER 1/2" SERVICE TOOLS	MOD 1, 2 OR L1

*MAY REQUIRE ELECTRICAL SAFETY TESTING

Service and Repair Parts List

Module 1, Module 2, or Level 1 Technicians as specified, or higher may purchase these Service Parts.

ITEM NUMBER	PART DESCRIPTION	SERVICE LEVEL
T1000	TIMING CIRCUIT TEST GAUGE SERVICE TOOLS	MOD 1, 2 OR L1
T1203	WRENCH ALLEN 3/32" SERVICE TOOLS	MOD 1, 2 OR L1
T1254	WRENCH OPEN END/BOX 9/16" SERVICE TOOLS	MOD 1, 2 OR L1
T1256-1	WRENCH OPEN END/BOX 3/4, BENT SERVICE TOOLS	MOD 1, 2 OR L1
T1260	WRENCH OPEN ENDS 1/2" x 7/16", BENT SERVICE TOOLS	MOD 1, 2 OR L1
T1300	WRENCH FLAT IGNITION 5/16" - 9/32" OPEN END SERVICE TOOLS	MOD 1, 2 OR L1
T1301	WRENCH FLAT IGNITION 3/8" OPEN END SERVICE TOOLS	MOD 1, 2 OR L1
A51002	UNIVERSAL COMPRESSOR TESTER	MOD 2 OR L1

Service and Repair Parts List

Module 3 or Level 2 Technicians as specified, or higher may purchase these Service Parts.

ITEM NUMBER	PART DESCRIPTION	SERVICE LEVEL
VARIES	ALL REPLACEMENT DEVICE SERIAL NUMBER LABEL ALL DEVICES	VARIES BY DEVICE
A54105	VDR®4 SERVICE KIT VDR®4	MOD 3 OR L2
A54105-FR	VDR®4 FRENCH SERVICE KIT VDR®4	MOD 3 OR L2
PRT-A50009	SWITCH, MASTER VDR®4	MOD 3 OR L2
PRT-A50076-80	METERING VALVE, TB-80 VDR®4	MOD 3 OR L2
PRT-A50077	METERING VALVE, FA 20 SBRO/VDR®4	MOD 3 OR L2
PRT-A50077-3	METERING VALVE, FA 3 SBRO/VDR®4	MOD 3 OR L2
PRT-A50079-GY	KNOB, GRAY SBRO/VDR®4	MOD 3 OR L2
PRT-A50119	KNOB ASSY, HANDLE VDR®-4/MONITRON	MOD 3 OR L2
PRT-A50131-3	MANIFOLD ASSY. VDR®4	MOD 3 OR L2
PRT-A50145-3	METERING VALVE, TDL-3 EX 80L VDR®4/SBRO	MOD 3 OR L2
PRT-A50146-BLSH-1	CARTRIDGE, BLSH-1 VDR®4	MOD 3 OR L2
PRT-A50146-BLSS	CARTRIDGE, BLSS VDR®4/SBRO	MOD 3 OR L2
PRT-A50146-BLSS-1	CARTRIDGE, BLSS-1 VDR®4/SBRO	MOD 3 OR L2
PRT-A50146-BN-4	CARTRIDGE, BN-4 VDR®4/SBRO	MOD 3 OR L2

Service and Repair Parts List

Module 3 or Level 2 Technicians as specified, or higher may purchase these Service Parts.

ITEM NUMBER	PART DESCRIPTION	SERVICE LEVEL
PRT-A50146-BN-6	CARTRIDGE, BN-6 VDR [®] 4/SBRO	MOD 3 OR L2
PRT-A50159-6	VDR [®] -4 BLENDER (NEW) VDR [®] 4	MOD 3 OR L2
PRT-A50159-5	RE-CERTIFIED BLENDER VDR [®] 4	MOD 3 OR L2
PRT-A50185	OVERHAUL KIT, NORGREN REGULATOR VDR [®] 4	MOD 3 OR L2
PRT-A51001-VDR4	CONTROL UNIT TESTER VDR [®] 4	MOD 3 OR L2
PRT-A65009	HARNESS E RATIO/PRI.OSC./OSC.RESET VDR [®] 4/SBRO	MOD 3 OR L2
PRT-A67001	HARNESS, JUNCTION WFA-PHASING RATE WFA	MOD 3 OR L2
PRT-A67002	HARNESS, JUNCTION WFA-FREQUENCY COUNTER WFA	MOD 3 OR L2
PRT-A67003	HARNESS, JUNCTION WFA-PROXIMAL AIRWAY WFA	MOD 3 OR L2
PRT-A67006-2	HARNESS, MULTIMETER, UNIVERSAL MONITRON MONITRON	MOD 3 OR L2
PRT-A67009	HARNESS, JUNCT FOR MON.2 ADAPTR MONITRON	MOD 3 OR L2
PRT-A68003	HARNESS, LOW FREQ.TIME.CIRC/INTERRUPT VDR [®] 4	MOD 3 OR L2
PRT-A99530	HARNESS UNIV.MONITRON REMOTE INTERFC SBRO	MOD 3 OR L2
PRT-B10827	WASHER, .312" x .149" x .025", 10-PACK ALL DEVICES	MOD 3 OR L2
PRT-B11046-1GRN	BEZEL, MODIFIED, GREEN IMP	MOD 3 OR L2
K-DM-H-SBRO	HARNESS, SINUSOIDAL BRONCHOTRON MULTIMETER CONNECTION SBRO	MOD 3 OR L2
K-DM-H-UMON	HARNESS, UNIVERSAL MONITRON MULTIMETER CONNECTION MONITRON	MOD 3 OR L2
K-DM-H-VDR4	HARNESS, VDR4 MULTIMETER CONNECTION VDR [®] 4	MOD 3 OR L2
K-MON-DM-SBRO	DIGITAL MULTIMETER KIT, SINUSOIDAL BRONCHOTRON SBRO	MOD 3 OR L2
K-MON-DM-VDR4	DIGITAL MULTIMETER KIT, VDR [®] 4 VDR [®] 4	MOD 3 OR L2
K-MON-H-VDR4	HARNESS, VDR4 MANOMETER CONNECTION VDR [®] 4	MOD 3 OR L2
K-UMON-UPG-DM	UNIVERSAL MONITRON MULTIMETER UPGRADE KIT MONITRON	MOD 3 OR L2
K-VDR4-UPG-DM	VDR [®] MULTIMETER UPGRADE KIT VDR [®] 4	MOD 3 OR L2
PRT-A50550	KIT, UNIVERSAL MONITRON ALARM ASSEMBLY VDR [®] 4	MOD 3 OR L2

Service and Repair Parts List



ONLY Service Centers with Module 2 or Level 1 and higher technicians can purchase these Service Parts.

ITEM NUMBER	PART DESCRIPTION	SERVICE LEVEL
*PRT-A50494-4	POWER SUP.WIRNG ASY, 115V/TIME, W/O ADAPTER IMP	MOD 2 AND SVC
*PRT-A50745	FAN ASSY, IPV®HC, 115V HC	MOD 2 AND SVC
*PRT-A50746	POWER CORD HC	MOD 2 AND SVC
*PRT-A50752-2	IPV®-HC 115V COMPRESSOR ASSEMBLY HC	MOD 2 AND SVC
*PRT-B12388	COMPRESSOR, 115V.60HZ MOD, IMPULSATOR® IMP	MOD 2 AND SVC
*PRT-B12424	AIR FTG, 3/4-16 x 3/8-24 VDR®4	MOD 2 AND SVC
*PRT-B13105	FUSE HOLDER 115V HC	MOD 2 AND SVC
*PRT-B13116	SWITCH, ROCKER, MC3813-011 HC	MOD 2 AND SVC
*PRT-B13186	METER, TIME LAPSED IMP	MOD 2 AND SVC
*PRT-B13187	FAN, 115VAC, IMPULSATOR® IMP	MOD 2 AND SVC
PRT-IMP115-CASE	CASE REPLACEMENT, IMP, A50165-3, 115V W/LABELS IMP	MOD 2 AND SVC
PRT-IMP115-CASE-1	CASE REPLACEMENT, IMP, A50165-1, 115V W/LABELS IMP	MOD 2 AND SVC
PRT-IMP115-CASE-2	CASE REPLACEMENT, IMP, A50165-3A, 115V W/LABELS IMP	MOD 2 AND SVC
PRT-IPVHC BAG	BAG, IPV®-HC, 115V BLACK REPLACEMENT W/LABELS IPV®-HC	MOD 2 AND SVC

* MAY REQUIRE ELECTRICAL SAFETY TESTING

Printed Materials

ITEM NUMBER	PART DESCRIPTION
P20055	Product Brochure-English
P20016	Phasitron® 5 Sales Brochure
P20002	Phasitron® 5 Marketing Brochure
P20037	In-Line Valve Brochure
P20042	In-Line Valve Quick Reference Guide
P20058	IPV®-1C Product Spec Sheet
P20059	IPV®-2C Product Spec Sheet
P20060	VDR®-4 Product Spec Sheet
P20061	Bronchotron® Transport Product Spec Sheet
P20089	TXP® 5 Product Spec Sheet
P20090	TXP® 5 Sales Sheet
P20091	TXP® 5 Quick Reference Guide



PERCUSSIONAIRE® CORPORATION

130 McGhee Road, Suite 109, Sandpoint, Idaho 83864
percussionaire.com +1.208.263.2549

P20080 Rev A

