

RO Report
BK (District 101)

California Water Service

REPORT ON THE RESULTS OF OPERATION

BAKERSFIELD DISTRICT



2018 GENERAL RATE CASE
A.18-07-____ (FOR TEST YEAR 2020)
JULY 2018

(Page Intentionally Left Blank)

Table of Contents

Service Area Maps and Organizational Charts

CHAPTER 1. INTRODUCTION.....	1
A. PURPOSE OF THE REPORT	1
B. ORGANIZATION OF THIS REPORT	1
1. Overview of the RO Report	1
2. Responsibility for the RO Report	2
C. HISTORICAL OPERATIONS AND RATEMAKING	2
1. Operations	2
2. Ratemaking.....	4
a) Table of Rate Changes [MDR.11.A.8].....	4
D. SUMMARY OF REQUEST	4
1. Revenue Requirement Request.....	4
2. Description of Major Items in Request.....	5
a) Increased Customer Support Services Expense Allocation [\$2.6 million in revenue requirement]	5
b) Increase in Rate Base [\$2.2 million in revenue requirement]	5
c) Increased District Payroll Costs [\$900 thousand in revenue requirement].....	6
d) Increased Other Operation and Maintenance Costs [\$800 thousand in revenue requirement]	6
e) Increased Pump Tax Costs [\$700 thousand in revenue requirement]	6
3. Controversial Issues Generally [MDR.1.C].....	7
4. MDR.1.A Compliance.....	7
5. Recent and Pending Matters Affecting Application	7
CHAPTER 2. ISSUES SPECIFIC TO RATEMAKING AREA.....	8
A. SPECIAL REQUESTS	8
1. Special Request #5: Extending Sunset for Advice Letters	8
2. Special Request #13: Amortizing Certain Balancing and Memo Accounts	8
B. BALANCING OR MEMO ACCOUNTS	9
C. UNREGULATED ACTIVITIES.....	9
CHAPTER 3. RATE DESIGN	10
A. CURRENT TARIFFS	10
B. PROPOSED TARIFFS	10

CHAPTER 4. WATER SUPPLY AND PRODUCTION	11
A. INTRODUCTION	11
B. WATER PRODUCTION	11
1. Water Mix	11
2. Purchased Water	12
3. Well Production	12
4. Purchased Power for Water Production	12
5. Pump Taxes and Water Replenishment Fees	13
6. Chemicals for Water Treatment	13
7. Water Storage Tanks	13
C. UNACCOUNTED-FOR WATER	13
D. COMPLIANCE WITH MDR II.C1 – BAK	13
1. Purchased Water	14
2. Purchased Power for Water Production	14
CHAPTER 5. EXPENSES	15
CHAPTER 6. PLANT IN SERVICE	17
A. BEGINNING PLANT BALANCE (JANUARY 1, 2018)	17
B. PROPOSED ADVANCE CAPITAL BUDGET (ACB) (2019-2021)	17
C. PROPOSED NON-SPECIFIC CAPITAL BUDGET (2019-2021)	18
D. POST-2017 CARRYOVER PROJECTS [MDR II.D.5]	18
E. AUTHORIZED 2015 GRC “ADVICE LETTER” PROJECTS	20
F. ALL AUTHORIZED 2015 GRC CAPITAL PROJECTS	20
G. CANCELLED PROJECTS [MDR II.D.5]	21
H. RECORDED VS. ESTIMATED PLANT ADDITIONS	21
I. OTHER PROJECTS COMPLETED [MDR II.D.6]	21
J. NON “USED-AND-USEFUL” PROPERTY IN RATE BASE [MDR II.D.7]	22

Attachment A – RO Workpaper and Plant Tables

Attachment B – Plant Additions for 5 Recorded Years

Attachment C – Additional Capital Project Justifications

Attachment D – Detail of Advanced Capital Budget Projects Less Than \$100K

Attachment E – Detail of Non-Specific Carryover Projects

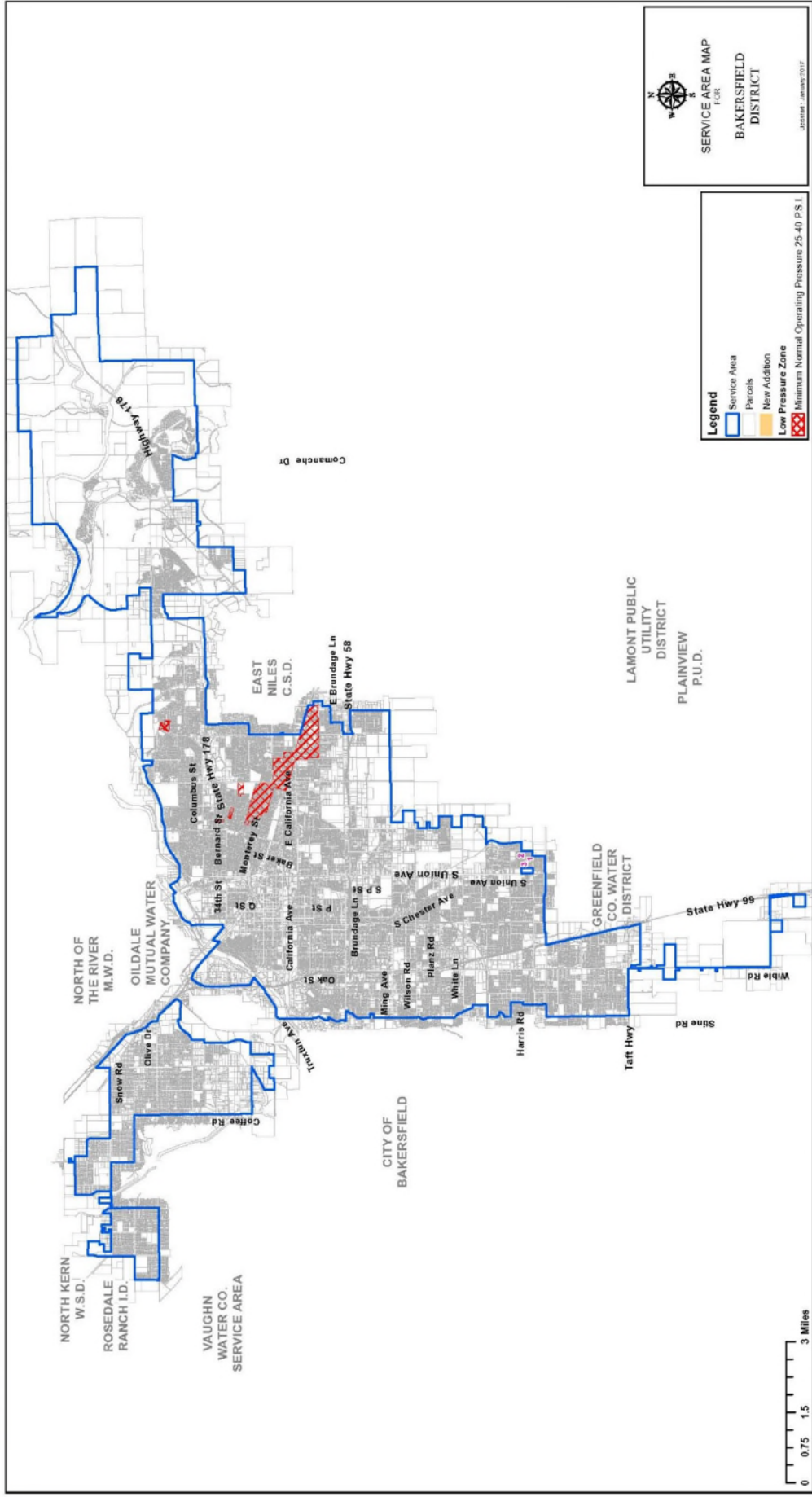
Attachment F – O&M and A&G by Uniform Systems of Accounts

Attachment G – Present and Proposed Depreciation Rates

CALIFORNIA WATER SERVICE
 1720 North First Street, San Jose, CA 95112
 (408) 367 - 8200



Revised _____ Cal. P.U.C. Sheet No. _____
 Cancelling _____ Cal. P.U.C. Sheet No. _____ TRD



SERVICE AREA MAP
 BAKERSFIELD DISTRICT
 (408)
 Updated: January 2017

Legend
 Service Area
 Parcels
 New Addition
 Low Pressure Zone
 Minimum Normal Operating Pressure: 25-40 PSI

Date Filed: _____
 Effective: _____
 Resolution No.: _____

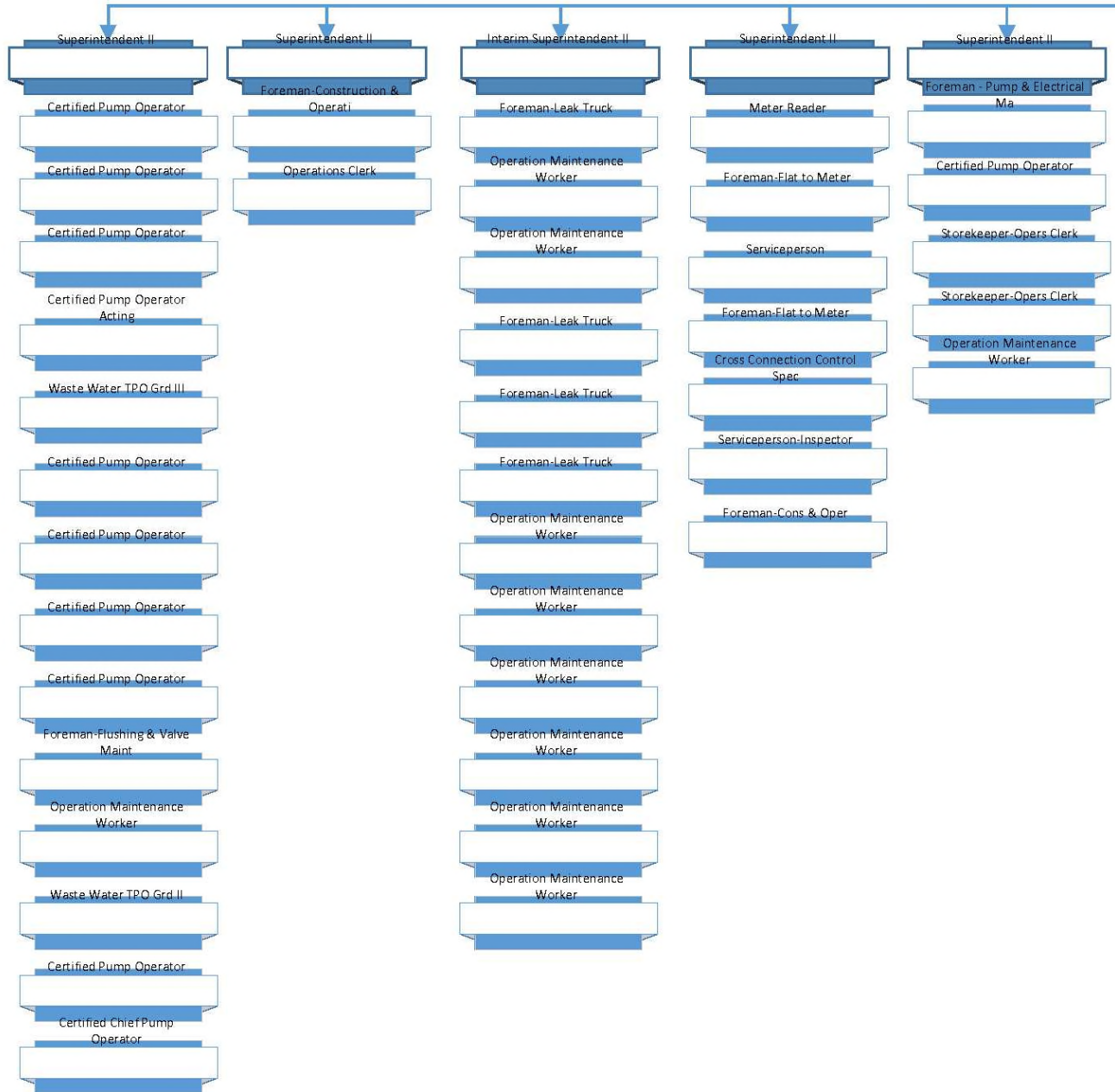
Prepared By:
Paul Townsley
 Vice President of Rates

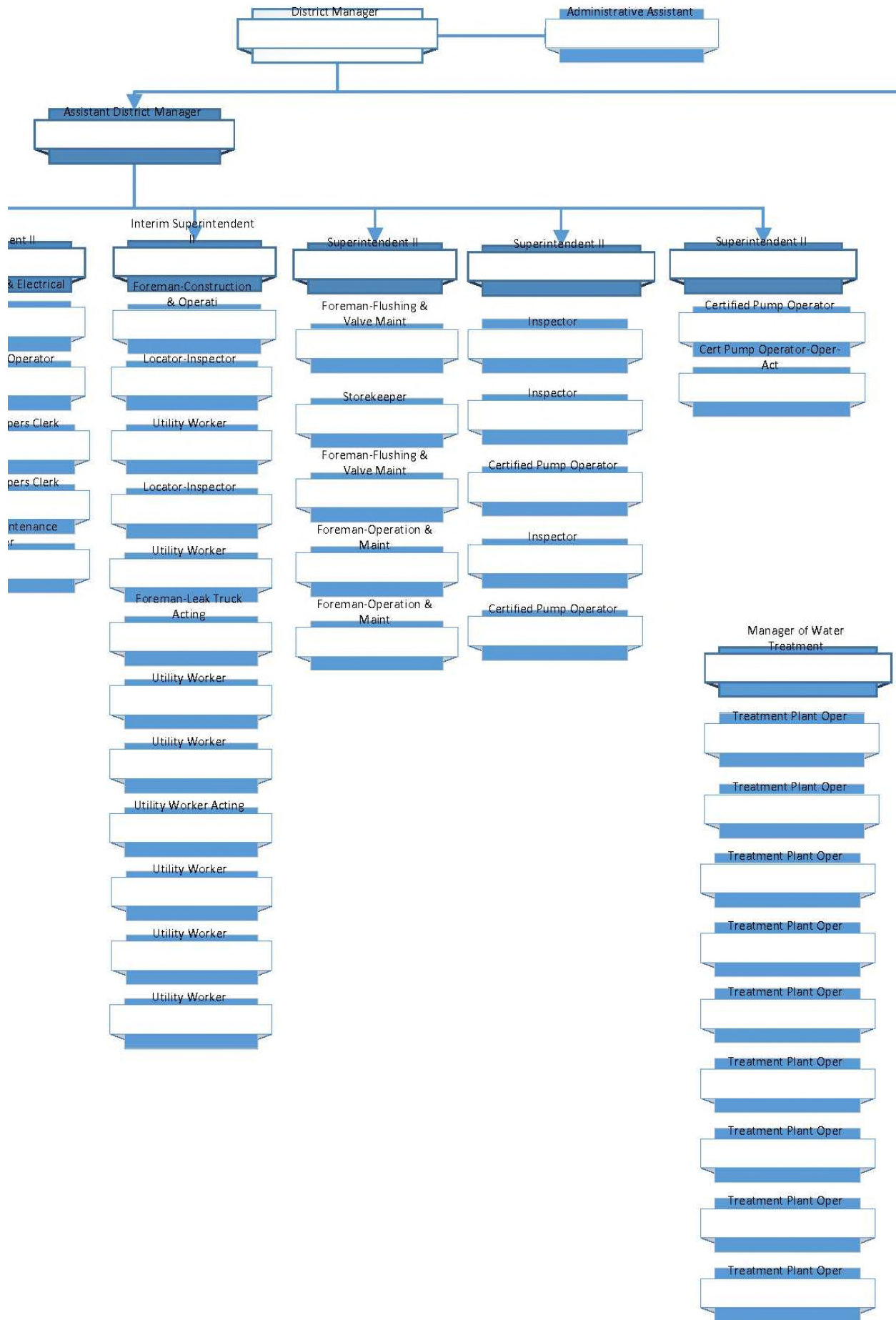
Advice Letter No.: _____
 Decision No.: _____

NOTE:
 This map may not be considered by the Public Utilities Commission of the State of California as a final conclusive determination or establishment of the dedicated area of service or any other portion thereof.


Bakersfield

Assists





Executive Assistant



1 **CHAPTER 1. INTRODUCTION**

2 **A. PURPOSE OF THE REPORT**

3 This is California Water Service’s (“Cal Water’s”) Report on the Results of Operations
4 (“RO Report”) of the Bakersfield District for the 2018 general rate case (“GRC”) filing. This
5 document summarizes the requested rate changes, describes area operations, and explains and
6 justifies area-specific estimates and requests.

7 **B. ORGANIZATION OF THIS REPORT**

8 **1. Overview of the RO Report**
9

10 The “**General Book**” provided as testimony with this application addresses several
11 company-wide issues and issues common to several ratemaking areas. The majority of Cal
12 Water’s standard forecasting methodologies are described in the General Book. Deviations
13 from those standard methodologies for a given ratemaking area are also discussed in the
14 General Report.

15 This **RO Report** is a supplement to the General Report. In a narrative format, this RO
16 Report discusses Cal Water’s standard methodologies and ratemaking-area specific variations,
17 on the following topics:

- 18 • Water Production: water mix, purchased water, well production, purchased
19 power, pump taxes/water replenishment fees, chemical expenses, water storage
20 tanks, and unaccounted-for water.
- 21 • Plant In Service:
 - 22 ○ Proposed Advance Capital Budget (“ACB”) (2019-2021) Category
 - 23 ○ Proposed Non-Specific Capital Budget (2019-2021) Category
 - 24 ○ Report on Authorized 2015 GRC Projects
 - 25 ○ Post-2017 Carryover Projects Category
 - 26 ○ Authorized 2015 GRC Advice Letter Projects
 - 27 ○ Cancelled Projects
 - 28 ○ Recorded vs. Estimated Plant Additions
 - 29 ○ Non “Used-and-Useful” Property in Rate Base

30 **Attachment A** (“RO Workpaper and Plant Tables”) consists of the following:

Chapter 1. INTRODUCTION

- 1 • In the first section, the “Workpaper Tables” contain the detailed cost and other
2 data that go into the calculations supporting Cal Water’s proposed revenue
3 requirements and rates for this ratemaking area.
- 4 • In the second section, the “Plant Tables” contain lists of capital projects,
5 including the proposed projects for this ratemaking area and reports on capital
6 projects approved in the 2015 GRC.

7 **Attachment B** (“Plant Addition for 5 Recorded Years”) to this RO Report contains a list of
8 the recorded plant additions for this ratemaking area for the past five years (2013-2017). This
9 list reflects projects that were “closed to plant” (also referred to as “closed to Continuing Plant
10 Records”) by the end of 2017, and form the basis of the “beginning plant balance” for this
11 ratemaking area.

12 **Attachment C** (“Additional Capital Project Justifications”) to this RO Report contains
13 capital project justifications that are in addition to those contained in the Capital Project
14 Justification book. Support for the proposed Advance Capital Budget for 2019-2021 are located
15 in the **Capital Project Justifications** book for this ratemaking area. The additional justifications
16 in **Attachment C** are for projects that fall within the following scope:

- 17 • Projects that were closed in 2015-2017 with costs over \$100,000 that were 25%
18 or more over-budget;
- 19 • Proposed carryover projects with costs over \$100,000 that were 25% or more
20 over-budget, or;
- 21 • Projects approved as Advice Letter projects in the 2015 GRC for which Cal Water
22 is seeking an extension on the sunset (for completion in the 2020-2022 GRC
23 cycle).

24 2. Responsibility for the RO Report

25
26 Greg Milleman, Director of Rates, is the witness sponsoring this RO Report.

27 C. HISTORICAL OPERATIONS AND RATEMAKING

28 1. Operations

29
30 The Bakersfield District senior personnel as of April 2018 are as follows: Michael Mares
31 is the District Manager and Geoff Fulks is the Assistant District Manager. Under Mr. Mares’
32 supervision, James Green is General Superintendent, Kimberley Mygatt is Customer Service

Chapter 1. INTRODUCTION

1 Manager, Matthew Koelzer, Loretta Leon, Rafael Molina, Jose Pena, Donald Fowler, Ronald
2 Gibbs, David Kadowaki, and Abraham Takushi are superintendents, and Robert Grado and
3 Martin Pepito are interim superintendents. These individuals are in charge of operations and
4 construction in the Bakersfield District. Mr. Gary Witcher serves as Manager of Water
5 Treatment and he oversees all aspects of the two water treatment plants. He reports to
6 Operations in Customer Support Services.

7 The Bakersfield District includes much of the City of Bakersfield, as well as
8 unincorporated areas of Kern County, which are adjacent to the city. The service area varies
9 from approximately 365 feet to approximately 880 feet above sea level (USGS Mean Sea Level
10 Datum). Due to this wide range in elevations, 14 separate pressure zones are required to
11 render service to the territory. Cal Water also has a contract to operate and maintain the water
12 system owned by the City of Bakersfield. The district office is located at 3725 South "H" Street,
13 Bakersfield, California.

14 The Bakersfield District operates 2 surface-water treatment plants, numerous ground
15 water wells, and 11 Kern County Water Agency water turn-outs to the system. The Kern River is
16 the source and supply for the Northwest and Northeast Water Treatment Plants. The
17 treatment process at the Northwest Treatment Plant was expanded in the last GRC cycle to
18 include plate settlers, which allows the plant to operate at capacity with changes in incoming
19 water quality.

20 The most significant change to operations in the Bakersfield District has been the
21 addition of Trichloropropane treatment at numerous well sites in response to the Maximum
22 Contaminant Level that went into effect in 2018. Since the last filing, drought conditions in the
23 Bakersfield area have improved. While Cal Water has been able to operate the surface water
24 plants in 2017 and 2018, groundwater depth has not returned to its pre-drought levels.

25 The total population served is estimated at approximately 280,416. The Bakersfield
26 area continues to grow, and Cal Water has been addressing this population growth through a
27 combination of groundwater wells, surface water treatment plants, and conservation.

28 The district office handles all matters pertaining to the operation of the district,
29 including service applications, collections, and service complaints. Additionally, for customer
30 convenience, collection agencies for bill payment are located within the district. Customers'

Chapter 1. INTRODUCTION

1 accounts are billed by an outside vendor, and payments are processed at Cal Water’s Customer
2 Support Services campus located in San Jose, California. All other customer accounting is
3 handled locally, including the preparation of certain customer bills. Private contractors perform
4 all construction, such as installation of mains, services, meters, and pumps, as well as the
5 drilling of wells and other major construction.

2. Ratemaking

6
7
8 The Bakersfield District has been a separate ratemaking area since it was formed when
9 Cal Water purchased Bakersfield Water Works in 1926.

a) Table of Rate Changes [MDR.11.A.8]

10
11
12 Since Cal Water’s last general rate case, A.15-07-015, which culminated in Decision (D.)
13 16-12-042, the Commission has approved the permanent rate or revenue changes in Figure 1A,
14 below:

15 **Figure 1A**

<u>Applic.</u> <u>Advice</u> <u>Let. No.</u>	<u>Description</u>	<u>Resolution or</u> <u>Decision. No.</u>	<u>Effective Date</u>	<u>% Chg.</u> <u>Typical Resid. Base</u> <u>Bill</u>	<u>Revenue Change</u>	
					<u>Amount</u>	<u>%</u>
2197-A	Step & SRM Filing	14-08-011	January 1, 2016	11.4%	\$ 542,120	0.8%
2216	Correcion on 2197-A	14-08-011	June 1, 2016	-5.2%	\$ -	0.0%
2240	GRC Rates	16-12-042	January 1, 2017	2.0%	\$ 4,136,636	5.7%
2256	Ratebase Offset	16-12-042	April 15, 2017	0.9%	\$ 693,932	0.9%
2287-A	Step & SRM Filing	16-12-042	January 1, 2018	7.2%	\$ 2,989,524	3.9%
2310	CoC Compliance	18-03-035	July 1, 2018	*-2.9%	\$ (2,408,500)	-3.1%

16 * The bill impact for AL 2310 reflects all revenue increases approved for this ratemaking areas since January 1, 2018.

D. SUMMARY OF REQUEST

1. Revenue Requirement Request

18
19
20 **Figure 1B** identifies the revenue increase requested for this ratemaking area for Test
21 Year 2020, and the estimated revenue increases for 2021 and 2022. The Commission’s Rate
22 Case Plan (“RCP”) requires that Cal Water use a simplified, inflation-based escalation
23 methodology for its proposed rates that are in-between GRC test years. While Cal Water
24 estimates its attrition revenue requests for 2021 and 2022 based on current estimates of

1 inflation and customer growth, actual rates for 2021 and 2022 would be calculated using
 2 updated inflation and growth factors at the time of filing.

3 **Figure 1B**

4 **Proposed Revenue Increases for Bakersfield District Customers**

Current	2020 Increase		2021 Increase		2022 Increase	
\$78,051,000	\$5,087,445	6.5%	\$3,378,510	4.1%	\$3,764,031	4.4%

5
 6 **Figure 1C** estimates the bill increases Cal Water is proposing for a residential customer
 7 at average monthly usage. In 2017, the average residential customer with a 5/8"x3/4" meter in
 8 the Bakersfield District used 13,464 gallons (18 Ccf) of water per month. (The following
 9 amounts do not include temporary surcharges and credits.)

10 **Figure 1C**

11 **Typical Residential Customer Bill Increase**

Residential Customer	Current \$	2020 \$ Increase	%	2021 \$ Increase	%	2022 \$ Increase	%
18 CCF (13,464 gallons)	\$51.66	\$2.32	4.5%	\$2.17	4.0%	\$2.43	4.3%

12
 13 **2. Description of Major Items in Request**

14 **a) Increased Customer Support Services Expense Allocation**
 15 **[\$2.6 million in revenue requirement]**

16
 17 Cal Water offers expertise in Engineering, Water Quality, Information Technology,
 18 Accounting, Regulatory Matters, Human Resources, and Environment and Safety functions in its
 19 Customer Support Services. Having central expertise allows Cal Water to offer these services to
 20 its local districts at a much lower cost than if each district were to have individual experts in
 21 these areas. In the test year, Cal Water plans on updating its Information Technology
 22 infrastructure in order to maintain a reliable customer billing and financial reporting system
 23 that contributes to the revenue requirement change.

24 **b) Increase in Rate Base [\$2.2 million in revenue requirement]**

25
 26 The rate base increase in this ratemaking area is due to increased infrastructure
 27 investment to maintain the water system by replacing aging infrastructure (such as pumps,

Chapter 1. INTRODUCTION

1 mains, services, and meters) and implement enhancements that ensure system reliability and
2 compliance with state and federal water quality standards. Rate base-related costs consist of
3 depreciation expenses, ad valorem taxes, income taxes, and return on rate base. Please refer
4 to the **Project Justification Book** for details about specific capital projects.

c) Increased District Payroll Costs [\$900 thousand in revenue requirement]

5
6
7
8 The increase in payroll expenses for the Bakersfield District is due to a request for two
9 additional operational employees as discussed in **Attachment C** to the **General Report**. The
10 payroll forecast also includes additional expenses due to the implementation of the Employee
11 Certifications Program, details of which are presented in **the Additional Testimony Book**.

d) Increased Other Operation and Maintenance Costs [\$800 thousand in revenue requirement]

12
13
14
15 This category encompasses various account categories where the company has
16 experienced cost increases, including amortization of tank painting, State Water Resources
17 Board (SWRCB) billing, and TCP sampling. The changed billing methodology of SWRCB annual
18 fees resulted in an increase in annual fees for the district. The new billing is based on service
19 connections instead of water production. The TCP sampling fees are forecasted due to a new
20 MCL set by the SWRCB that became effective starting in 2018.

e) Increased Pump Tax Costs [\$700 thousand in revenue requirement]

21
22
23
24 Pump tax is based on the estimated amount of groundwater and surface water pumped,
25 multiplied by current pump tax rates. In Bakersfield, an additional \$300,000 above the last
26 adopted cost is forecasted for 2018-2022 to pay to the Kern Delta Water District for their Water
27 Recharge Program from Canal Losses.

3. Controversial Issues Generally [MDR.1.C]

Cal Water does not know which of the changes underlying the aggregate increase might be controversial, however, the Special Request section of this Application may contain information pertinent to this MDR.

Additionally, Cal Water is proposing a modified rate design, as discussed in **Chapter 3** of the **General Report** and the Rate Design section of the **M.Cubed Report**.

4. MDR.1.A Compliance

In compliance with Minimum Data Request 1.A, **Figure 1D** shows a comparison between the following annualized amounts:

- Last Adopted – most recently approved by the Commission;
- Last Recorded Year 2017 – recorded on Cal Water’s books for 2017; and
- Proposed Test Year 2020 – as proposed by Cal Water for 2020.

Figure 1D [MDR.1.A]

Bakersfield District			
Comparison Between Proposed Last Adopted, Last Recorded and Proposed Test Year			
	Last Test Year Adopted (2017)	Last Recorded Year (2017)	Proposed Test Year 2020
Total Revenue Requirement	\$76,671,753	\$75,408,085	\$83,138,974
Rate Base \$	\$141,269,918	\$148,658,401	\$194,081,310
Rate Base \$ Difference	n/a	\$7,388,483	\$52,811,393
Rate Base % Difference	n/a	5.2%	37.4%
Operating Expenses	\$65,454,922	\$64,867,816	\$68,621,163
Operating Expense \$ Difference	n/a	(\$587,106)	\$3,166,240
Operating Expense % Difference	n/a	-0.9%	4.8%
Rate of Return	7.94%	7.09%	7.48%

5. Recent and Pending Matters Affecting Application

Cal Water is not aware of any recent or pending matters specific to this ratemaking area that would affect this 2018 GRC application.

1 **CHAPTER 2. ISSUES SPECIFIC TO RATEMAKING AREA**

2 **A. SPECIAL REQUESTS**

3 Special Requests that may impact all or some of Cal Water’s Class A ratemaking areas
4 are discussed in **Chapter 2 of the General Report**. This section of the RO Report identifies
5 Special Requests that are of particular note in this ratemaking area, if any.

6 1. Special Request #5: Extending Sunset for Advice Letters

7
8 In this ratemaking area, Cal Water is requesting an extension of the sunset for one or
9 more “Advice Letter” projects (“AL projects”) approved in the 2015 GRC. In the **RO Plant Table**
10 **4** of this report, the AL projects for which Cal Water is requesting an extension are identified
11 with a completion date of 2020 or later. AL projects greater than \$100,000 that are over-
12 budget by 25% or more, and advice letter projects for which Cal Water is requesting an
13 extension of the sunset, are discussed in detailed justifications in **Attachment C** to this RO
14 Report. For a list of all AL projects company-wide, see **Attachment A in the General Report**.

15 2. Special Request #13: Amortizing Certain Balancing and Memo
16 Accounts

17
18 **TCP Memo Account** – This ratemaking area has one or more capital projects relating to
19 TCP treatment to comply with the Maximum Contaminant Level (MCL) for TCP. Capital and
20 expenses related to these projects may be eligible for tracking in the TCP Memo Account, which
21 will remain open until the end of 2019. (Note that TCP treatment expenses for existing projects
22 are included in the forecasts in this rate case. Because the memo account will be closing, and
23 Cal Water is not seeking extension of the account, future TCP projects and their related
24 expenses may also be proposed in this rate case.)

25 Cal Water requests authority to amortize any remaining balances in the TCP Memo
26 Account as of the end of 2019 through a Tier 2 advice letter. In addition, for any amortizations
27 of memo and balancing accounts authorized in this rate case, and to the extent that a
28 ratemaking area has multiple balances to be amortized, Cal Water further requests the option

Chapter 2. ISSUES SPECIFIC TO RATEMAKING AREA

1 of netting the balances against one another to apply one surcharge or credit to customers' bills
2 with the goals of minimizing customer confusion and enhancing administrative efficiency.

3 B. BALANCING OR MEMO ACCOUNTS

4 Current balancing and memo accounts that may impact all or some of Cal Water's Class
5 A ratemaking areas are discussed in **Chapter 22 of the Additional Testimony Book**. This section
6 of the RO Report identifies balancing and memo accounts that are of particular note in this
7 ratemaking area, if any.

8 There are no balancing or memo accounts that are unique to this ratemaking area other
9 than the TCP Memo Account discussed above.

10 C. UNREGULATED ACTIVITIES

11 Customers in this area receive a share of Cal Water revenues for antenna leases and
12 billing services provided to Home Service USA. In addition, Cal Water operates, maintains, and
13 bills for the water system of the City of Bakersfield, as well as the water and wastewater
14 systems of the Tejon-Castac Water District. Additional details can be found in the Report on
15 Unregulated and Affiliate Operations.

1 **CHAPTER 3. RATE DESIGN**

2 **A. CURRENT TARIFFS**

3 Cal Water’s current tariffs are in **Attachment E** to the **2018 GRC Application** formally
4 filed with the Commission. The Bakersfield District has tariffs for metered residential
5 customers, flat-rate residential customers, and metered non-residential customers, in addition
6 to the company-wide tariffs applicable to all Class A areas. The metered residential tariff has
7 tiered quantity rates, and the metered non-residential tariff has single-quantity rates. In this
8 GRC, Cal Water is proposing flat-to-meter capital projects that would eliminate all flat-rate
9 residential customers by the end of 2024.

10 Since Cal Water’s Proposed Application, the rates in this area were updated in **Advice**
11 **Letter 2310** to reflect decreases in the federal corporate tax rate and implementation of the
12 Commission’s cost-of-capital decision, D.18-03-035, as well as completion of a SCADA project
13 approved in **Advice Letter 2299**.

14 Because there are no longer any customers on the **public fire hydrant tariff** for this
15 area, Cal Water will be filing to eliminate the tariff and has not included it in the current or
16 proposed tariffs for this case.

17 **B. PROPOSED TARIFFS**

18 Proposed tariffs are in **Attachment F** to the **2018 GRC Application** formally filed with the
19 Commission. As with other ratemaking areas, Cal Water is proposing a modified rate design
20 methodology that is discussed in **Chapter 3 of the General Report**, and in the Rate Design
21 section of the **M-Cubed Reports** book.

1 CHAPTER 4. WATER SUPPLY AND PRODUCTION

2 A. INTRODUCTION

3 This chapter discusses water supply and production related to this ratemaking area. Cal
4 Water has historically addressed water supply and production in conjunction with other issues
5 such as revenues, services, and sales. Those other issues are discussed in **Chapter 4 of the**
6 **General Report.**

7 B. WATER PRODUCTION

8 Total water production supply is the sum of water produced from all sources. Total test
9 year production is the sum of the test year sales and test year unaccounted-for water.
10 Components of production generally include groundwater production, surface water
11 production, purchased wholesale water, purchased power and chemicals. Cal Water calculates
12 total production based on sales plus an estimate of unaccounted-for water.

13 1. Water Mix

14
15 The water production mix for the district is comprised of the following sources,
16 purchased treated water, purchased raw water and groundwater.

17 Purchased treated water is supplied by Kern County Water Agency (Agency) under a
18 take or pay contract. Under the contract Cal Water is entitled to 20,500 AFY. Cal Water
19 attempts to maximize this source when possible based on the annual entitlement adopted by
20 the Agency. The production estimates from the Agency is based on the annual entitlement.

21 In its July Application, Cal Water decreased its purchased water forecast from 20,500
22 AFY in all years to 16,500 AFY in 2019, 17,500 AFY in 2020, 18,500 AFY in 2021, and 19,500 AFY
23 in 2022. This reflects a gradual increase in purchased water that will occur until the maximum
24 annual entitlement adopted by Cal Water and the Agency is reached.

25 Raw Kern River water is purchased from the City of Bakersfield in accordance with a
26 long-term contract. The water is mainly used at Cal Water’s Northeast and Northwest surface
27 water treatment plants. The capacity available to the district from the Northeast plant is

Chapter 4. WATER SUPPLY AND PRODUCTION

1 20,000 AFY and from the Northwest plant is 4,500 AFY. The district attempts to maximize
2 production from the two plants to meet system demand, but is limited to the availability of raw
3 purchased water, system demands, and current transmission and distribution facilities. The
4 production estimates from the Northeast plant is based on a 5-year historic average, and the
5 production estimates from the Northwest plant is based on plant capacity.

6 Groundwater from wells is used to fill the remaining water demand for the district that
7 cannot be met by the Agency or treatment plant production.

8 2. Purchased Water

9
10 The standard methodology for forecasting purchased water expenses is to multiply the
11 rate per acre foot (AF) charged by the wholesaler by the estimated purchased water amounts
12 per Kccf, plus an annual fixed facilities funding fee, annual maintenance fees and periodic
13 capital maintenance fees.

14 In its July Application, Cal Water removed the forecasted increase in the purchased
15 water rate of the Kern County Water District for 2018 to 2022 because actual changes in the
16 purchased water rate will be recovered through a purchased water offset or through the MCBA.

17 3. Well Production

18
19 For 2017, recorded production by source is shown in the **Minimum Data Requirements**
20 book in response to **MDR II.E.13** (also in Schedule D-1 to Cal Water's Annual Report to the
21 Commission).

22 4. Purchased Power for Water Production

23
24 Purchased power captures the cost for pumping, boosting, treating and distributing
25 water throughout the system. The standard methodology for forecasting purchased power is
26 to multiply a composite of most recent rates charged by the power providers by the estimated
27 kWh/KCCF (kilowatt-hours used per 100,000 cubic feet of water). Electric power is purchased
28 from Pacific Gas and Electric. The Bakersfield distribution system includes multiple pressure
29 zones and booster stations. The North Garden system has one pressure zone, fed by wells. It
30 also has storage tanks with boosters which feed the same zone.

5. Pump Taxes and Water Replenishment Fees

The standard methodology for forecasting pump taxes or water replenishment fees is to multiply the estimated amount of groundwater pumped by the current assessment rate.

Pump taxes are assessed by the Kern County Water Agency.

Additionally, Cal Water continues to pay an annual charge to the Kern Delta Water District for the Water Recharge Program from unlined canal losses that percolate into the groundwater basin. The annual fee is included in the forecasted expenses.

6. Chemicals for Water Treatment

Cal Water purchases chemicals to treat groundwater, surface water, raw purchased water and to maintain the water quality throughout its distribution system. The standard methodology for forecasting purchased chemicals expense is to calculate a unit cost (\$/ccf), and multiplying it by the estimated groundwater and surface water treatment plant production quantities.

7. Water Storage Tanks

For a table showing the location, designation, and capacity of each storage unit, see the **Minimum Data Requirements** book in response to **MDR II.E.14** (also in Schedule D-2 to Cal Water’s Annual Report to the Commission).

C. UNACCOUNTED-FOR WATER

Unaccounted-for water cannot be calculated for Bakersfield because of its flat-rate customers. Therefore, Cal Water uses 7% for forecasting water production.

D. COMPLIANCE WITH MDR II.C1 – BAK

This section addresses components of water production in which the difference between last adopted amounts and recorded amounts is equal to or greater than 1% of the ratemaking area’s revenue requirement.

Chapter 4. WATER SUPPLY AND PRODUCTION

1
2
3
4
5
6
7
8
9

1. Purchased Water

Actual sales are less than adopted sales by 19% in 2017 in Bakersfield due to conservation efforts. In addition, the dry-year agreement surcharge of \$40 per acre-feet on surface water was lifted by the City of Bakersfield after August, 2016. Both factors drove actual total purchased water costs lower than adopted.

2. Purchased Power for Water Production

Actual power costs are less than adopted because actual sales were less than adopted.

CHAPTER 5. EXPENSES

Cal Water’s standard methodologies for forecasting expenses are described in several chapters of the **General Report**. A detailed description of operations and maintenance (O&M) and administrative and general (A&G) expenses, in addition to any variations or deviations from standard methodologies relevant to this ratemaking area, are discussed in the **General Report** in the chapters and sections listed below.

CHAPTER 5. O&M AND A&G EXPENSES

- A. Transportation
- B. Postage
- C. Uncollectibles
- D. Source of Supply
- E. Pumping
- F. Water Treatment
- G. Transmission and Distribution
- H. Customer Accounting
- I. Conservation
- J. Maintenance - Stores
- K. Contracted Maintenance Expenses
- L. Rent
- M. Workers’ Compensation
- N. A&G Non Specifics (Districts)
- O. Administrative Charges (revenue Sharing)
- P. Amortization of Limited Term Investment
- Q. Dues and Donations Adjustment

CHAPTER 6. TAXES

- A. Taxes Other Than Income
 - 1. Ad-Valorem Taxes

1 CHAPTER 6. PLANT IN SERVICE

2 A. BEGINNING PLANT BALANCE (JANUARY 1, 2018)

3 In order to calculate test year revenue requirements for its general rate case
4 applications, Cal Water must specify a point in time for the beginning balance of “plant in
5 service,” to which are added proposed carryover projects, specific projects for the advance
6 capital budget for 2019-2021, and the non-specific capital budget for 2019-2021. The
7 “beginning plant balance” is the year-ending balance that precedes the filing date – in this case,
8 the year-end plant in service as of December 31, 2017.

9 **Attachment B** (“Plant Addition for 5 Recorded Years”) to this RO Report contains a list of
10 the recorded plant additions for this ratemaking area for the past five years (2013-2017). This
11 list reflects projects that were “closed to plant” (also referred to as “closed to Continuing Plant
12 Records”) by the end of 2017. These may include advice letter projects approved in the 2015
13 GRC.

14 B. PROPOSED ADVANCE CAPITAL BUDGET (ACB) (2019-2021)

15 The two “test years” for capital projects in this 2018 GRC are calendar years 2020 and
16 2021. For the revenue requirement of the third (and final) year in the GRC cycle, calendar year
17 2022, the authorized capital budget will be determined using a calculation based upon the
18 approved capital budgets for the 2020 and 2021 test years.

19 In each GRC, Cal Water proposes an “advance capital budget” (“ACB”) for the one year
20 immediately preceding the capital test years, as well as for the two test years themselves. In
21 Cal Water’s 2015 GRC, the company proposed an advance capital budget for 2016-2018. In this
22 GRC, the ACB under consideration consists of capital projects that will close in calendar years
23 2019, 2020, and 2021.

24 The ACB proposed for this ratemaking area is in **RO Plant Table 1** (in Attachment A to
25 this report). There are detailed “project justifications” for projects estimated to cost \$100,000
26 or more contained in the separate “**Capital Project Justifications**” book for this ratemaking

1 area. **Attachment D** to this report provides brief descriptions of ACB projects with direct costs
2 that are less than \$100,000

3 **C. PROPOSED NON-SPECIFIC CAPITAL BUDGET (2019-2021)**

4 The non-specific budget that Cal Water proposes for this ratemaking area is provided in
5 **RO Plant Table 2** broken down into 12 categories. Cal Water's non-specific program consists of
6 a series of projects that cannot be anticipated in a GRC filing, but by nature must be completed
7 due to unforeseen requirements.

8 These include, but are not limited to, emergency replacements of failed components in
9 a pumping plant or main line replacements where a simple repair is not a cost effective solution
10 and a larger unit of replacement is selected for operational purposes. For example, if a section
11 of main develops a serious leak due to corrosion issues, it may not make sense to simply install
12 a repair clamp if the integrity of an entire segment of main may also be exhibiting the same
13 corrosion concerns. The non-specific budget is also used when a governmental agency's
14 improvements result in a conflict with Cal Water's infrastructure, and the required relocation of
15 facilities was not anticipated in a GRC filing.

16 Due to the uncertainty of these projects, Cal Water reviews historical spending in the
17 non-specific categories, removes unusual capital projects, and develops a forecast of future
18 non-specific spending by category. For a more detailed discussion of Cal Water's methodology,
19 see the **Common Plant Book**.

20 For data about recorded and approved expenditures for non-specific capital projects,
21 see **Section I** (Other Projects Completed) of this chapter.

22 **D. POST-2017 CARRYOVER PROJECTS [MDR II.D.5]**

23 **RO Plant Table 3** (in Attachment A) contains the list of carryover projects (defined
24 below) for this ratemaking area. Projects greater than \$100,000 that were over-budget by 25%
25 or more are discussed in detail in the additional capital project justifications provided as
26 **Attachment C** to this RO Report.

27 Carryover Projects. In each GRC, Cal Water proposes capital additions to utility plant
28 over the multiple years as part of general rate case filings. Cal Water makes every effort to

Chapter 6. PLANT IN SERVICE

1 complete approved projects in the year that they are projected for completion, but delays
2 associated with receiving needed permits, property acquisitions, or other timing issues can
3 result in projects not being completed in the year anticipated. Therefore, there are projects
4 approved in a previous GRC that were not completed and booked to plant by end-of-year 2017,
5 and therefore are not reflected in beginning plant balances. Projects that Cal Water has
6 incurred expenditures and expects to complete in this GRC cycle (by the end of 2019) are
7 referred to as “carryover” projects, and the dollars for these projects are included in Cal
8 Water’s proposed revenue requirement for 2020.

9 Categories of Carryover Projects. There are a number of different situations for
10 carryover projects.

- 11 • There are specific projects approved in the 2015 GRC that are still open because
12 there were scheduled for completion in 2018.
 - 13 ○ The one exception is that, if projects from the 2015 GRC approved as
14 “advice letter projects” will be completed by December 31, 2019, they
15 are not included as carryover projects. As authorized in D.16-12-042, Cal
16 Water will request a rate base offset for each project after it is
17 completed.
- 18 • There are other projects that were not completed by the end of 2017, but will be
19 completed by December 31, 2019. **RO Plant Table 3A** (in Attachment A)
20 provides detail on carryover projects associated with the Main Replacement
21 Program approved in Cal Water’s 2015 GRC.
- 22 • There are also “non-specific carryover” projects that were not identified
23 specifically in a GRC, but rather, are based on the past 10 years of expenditures
24 for emergency or unanticipated projects. Usually non-specific projects are
25 completed and closed in the year they are identified. However, projects started
26 late in the year and complex projects may flow into the next budget year.
 - 27 ○ **RO Plant Table 3B** (in Attachment A) identifies the proposed non-specific
28 carryover dollar amounts by budget category (land, structures, wells,
29 storage, etc.)
 - 30 ○ **Attachment E** to this RO Report provides brief descriptions of Cal Water’s
31 proposed non-specific carryover projects.

32

E. AUTHORIZED 2015 GRC “ADVICE LETTER” PROJECTS

RO Plant Table 4 lists the status of all capital projects authorized for this ratemaking area in the 2015 GRC for recovery via advice letter. “Advice letter projects” (“AL projects”) were not included in the base revenue requirements approved in D.16-12-042. Instead, Cal Water may recover the costs of an AL project, up to a specified budget cap, only after a project is completed. A request for recovery is submitted to the Commission via a Tier 2 advice letter (hence, an “advice letter” project). The authority for AL projects expires, or sunsets, if they are not completed within the given GRC cycle, which for the 2015 GRC is 2017-2019.

- AL projects closed to plant before January 1, 2018 are in the beginning plant balance, and thus are included in the proposed revenue requirement.
- For AL projects that closed to plant before January 1, 2018, any amounts that exceed the authorized cap are included in the proposed revenue requirement as a carryover item.
- AL projects that will be completed by the end of 2019, and will be within the budget cap, are not included in the proposed revenue requirement.
- For AL projects that will be filed and completed by the end of 2019, but that are estimated to exceed the budget cap, Cal Water has only included the over-budget amount in the proposed revenue requirement as a carryover item.
- For AL projects that will not be completed by the end of 2019, Cal Water has included updated project cost estimates in the proposed revenue requirement, and requests an extension of the sunset into the next GRC cycle, 2020-2022.

For this ratemaking area, AL projects for which Cal Water is requesting an extension are listed in **RO Plant Table 4** with a completion date of 2020 or later. AL projects greater than \$100,000 that are over-budget by 25% or more, and advice letter projects for which Cal Water is requesting an extension of the sunset, are discussed in detailed justifications in **Attachment C** to this RO Report. For a list of all AL projects company-wide, see **Attachment A in the General Report**.

F. ALL AUTHORIZED 2015 GRC CAPITAL PROJECTS

RO Plant Table 5 lists the specific capital projects authorized in the 2015 GRC and provides their adopted cost and status. The definitions of the terms used to identify the status of the projects as is follows:

Chapter 6. PLANT IN SERVICE

- 1 • “Initiated” is when a capital project is created in PowerPlan, and sent for internal
2 review and approval for inclusion in an annual budget approved by Cal Water’s
3 Board of Directors. An initiated work order or funding project is not open for
4 charges.
- 5 • “Open” capital projects are those open for charges and currently in progress.
- 6 • “In Service” capital projects are those that are in use, but are awaiting final charges.
- 7 • “Completed” capital projects are those that are in use, and for which most charges
8 have been received.
- 9 • “Unitized” capital projects are those that are completed and in-service, and are
10 ready to be closed and booked to “cpr” (continuing property records). This is in-
11 between the “Completed” stage and the “Posted to CPR” stage of PowerPlan.
- 12 • “Posted to CPR” indicates a project was closed to plant.
- 13 • “Cancelled” projects are those where the project manager determined that, due to
14 specific changes in district operating conditions, the projects are no longer
15 required.

16 Projects greater than \$100,000 that were over-budget by 25% or more are discussed in
17 detailed justifications in **Attachment C** to this RO Report.

18 G. CANCELLED PROJECTS [MDR II.D.5]

19 Specific projects that were cancelled are not included in the proposed revenue
20 requirement, and can be found in **RO Plant Table 6**

21 H. RECORDED VS. ESTIMATED PLANT ADDITIONS

22 **RO Plant Table 7** provides a comparison between recorded and approved plant
23 additions.

24 I. OTHER PROJECTS COMPLETED [MDR II.D.6]

25 Cal Water routinely initiates reactive projects outside the general rate case process due
26 to change in operations, changes in regulatory environments that result in unanticipated capital
27 needs, and other unforeseeable reasons. As discussed in **Section B** of this chapter, Cal Water
28 forecasts a budget for “non-specific” capital amounts to account for these projects. **Figure 6A**
29 below shows recorded and Commission-authorized expenditures for non-specifics. Other
30 projects completed outside of the GRC cycle are listed below Figure 6A.

Chapter 6. PLANT IN SERVICE

1

Figure 6A

Budget Non-Specific Expenditure for Calendar Years 2008-2017 - 10 Year history										
Category	2008	2009	2010	2011	2012	2013	2014	2015	2016	2017
01 LAND	88,095	(384)	0	0	0	0	0	0	92,414	13,724
02 STRUC	68,913	33,652	80,213	65,246	177,211	118,315	112,630	69,491	167,821	402,943
03 WELLS	0	0	56,414	0	0	0	0	60,103	139,190	174,742
04 STORAGE	365,959	3,950	91,104	114,454	441,491	181,430	35,969	175,924	13,620	150,820
05 PUMPS	953,089	788,983	481,016	150,496	382,765	357,469	811,876	2,050,414	1,061,497	548,548
06 PURIFICATION	17,237	26,283	32,693	59,585	179,552	231,545	741,369	227,618	124,264	(16,691)
07 MAINS	1,069,217	1,520,798	401,169	358,465	790,897	763,838	764,315	2,253,823	1,755,248	2,910,143
08 SERVICE	896,505	1,005,006	599,435	1,215,086	1,733,684	2,190,056	2,065,702	4,555,318	3,009,780	5,084,477
09 METER	359,886	157,695	272,031	126,238	279,514	285,793	175,023	170,752	277,066	430,574
10 HYDRANTS	111,747	88,606	21,586	130,992	89,549	96,138	108,828	90,549	170,932	211,927
11 EQUIPMENT	100,830	88,579	136,952	270,463	166,209	29,866	17,797	39,283	76,213	114,000
12 INTANGIBLE	168,486	3,099	0	0	0	0	40,480	0	20,086	39
Total Expended	4,199,964	3,716,266	2,172,613	2,491,025	4,240,872	4,254,448	4,873,988	9,693,275	6,908,132	10,025,247
Budget Amount	1,903,600	2,093,400	2,137,700	2,047,800	2,101,700	2,712,500	2,813,650	2,876,350	3,186,720	3,259,360

2

Listing of Completed Projects Outside the GRC Cycle		
GRC Listed in RO book	PID #	Brief Description
2018	PID 64496	Vehicle - Maintenance Superintendent
2018	PID 99407	Replace V204044 for over 120,000 miles

3

4

J. NON “USED-AND-USEFUL” PROPERTY IN RATE BASE [MDR II.D.7]

5

6

7

8

Each Cal Water ratemaking area has a minimal amount of property that is not “used and useful.” However, these amounts are not included in rate base for the purpose of calculating the revenue requirement. Furthermore, a list of non-operating surplus property for the company is provided in **Attachment B** of the **General Report**.

ATTACHMENT A

RO WORKPAPER AND PLANT TABLES

RO Report - Attachment A

Table of Contents

		Previous Designation	Available for Current Consolidations
Summary of Earnings Tables	SOE Comparison Proposed vs. Last Adopted	Table1A Comp	Yes
	SOE Comparison May vs. July	Table1B	Yes
	Annual SOEs Recorded	Table11SOE page 1	Yes
	Annual SOEs At Present and Proposed Rates	Table11SOE page 2	Yes
Services	Average Active Services Summary of Recorded and Proposed	Table4-Services	Yes
	Active Services Residential, Business, and Multiple Dwelling Units	WP4A1	x
	Active Services Industrial, Public Authority, and Other	WP4A2	x
	Active Services Residential Flats and Fire Protection	WP4A3	x
	Active Services By Meter Size and Revenue Class	WP4A4	x
Sales and Supply	Sales and Supply Summary of Recorded and Proposed	Table4-Supply	Yes
	Sales Residential, Business, and Multiple Dwelling Units	WP4B1	x
	Sales Other Revenue Classes	WP4B2	x
	Source of Supply	WP4B4	x
Revenues	Revenues - Recorded	Table4-RecRev	Yes
	Revenues - At Present and Proposed Rates	Table4-PropRev	Yes
	Employee Discount	WP4C3	Yes
	Deferred Revenue	WP4C6	x
O&M and A&G	Summary of O&M and A&G Expenses	Table5OMEX	Yes
	O&M and A&G Adjustments	Adjustments	Yes
	Payroll Expense Estimate	WP5B1	x
	Transportation Estimate	WP5B4	x
	Purchased Power Estimate	WP5B13	x
	Purchased Water Estimate	WP5B14	x
	Ground Water Charges/Pump Tax Estimate	WP5B15	Yes
	O&M and A&G Expenses by SOE Category	G392 clone by SOE	Yes
Inflation Factors	WP6B2	Yes	
Taxes Other Than Income	Taxes Other Than Income (TOTI)	Table7TOTI	Yes
	Detail for Ad-Valorem Tax Calculation	WP7B1	x
	Detail for Business License Tax Calculation	WP7B2	x
	Detail for Local Franchise Fee Calculation	WP7B3	x
	Detail for Payroll Tax Calculation	WP7B4	x

		Previous Designation	Available for Current Consolidations
Taxes Based on Income	Taxes Based on Income	Table7CTaxes	Yes
	Details of Income Tax Deductions and Credits	WP7C1	Yes
	Output to Tax Depreciation Workpaper - State & Federal	WP7C2	Yes
	Unamortized Investment Tax Credit	WP7C3	Yes
	Deferred Federal Income Taxes	WP7C4	Yes
Plant Workpapers	Utility Plant in Service (UPIS)	Table8UPIS	Yes
	Weighting Factor of Plant Additions	WP8A1	Yes
	Adjustments to Plant in Service	WP8A2	Yes
	Advance Budget Translator	Table8B1	x
	Company-Funded Additions to Plant in Service	WP8B2	x
	Transportation Equipment	WP8B3	x
Depreciation	Depreciation Reserve and Expense	Table9Depr	Yes
	Adopted Depreciation Rates	Table9B1Current	Yes
	Proposed Depreciation Rates	Table9B2Proposed	Yes
	Changes to Depreciation Reserve	WP9C1a	Yes
Rate Base	Adjustments to Utility Plant - Recorded	Table10Adjustments	Yes
	Contributions In Aid of Construction (CIAC)	Table10BCIAC	Yes
	Advances for Construction	Table10B2Advances	Yes
	Details of Advances for Construction	WP10B2A	Yes
	Reserve for Amortization of Intangibles	Table10B3Amort	Yes
	Working Capital	Table10DWorking Cap	Yes
	Materials and Supplies	WP10D1	Yes
	Tank Painting	WP10D2	Yes
	Working Cash Requirements	WP10D3	x
	Working Cash Withheld from Employees	WP10D4	Yes
	Weighted Average Rate Base	Table10RateBase	Yes
	Rate Base Effect of Taxing Advances	WP10E1	Yes
	Rate Base Effect of Taxing CIAC - Federal	WP10E2	Yes
Rate Base Effect of Taxing CIAC - State	WP10E3	Yes	
Rate Design	Rate Design	Rate Design	Yes
Plant Tables	Proposed Advance Capital Budget (2019-2021)	RO Plant Table 1	Yes
	Proposed Non-Specific Capital Budget (2019-2021)	RO Plant Table 2	Yes
	Carryover Projects (Post-2017)	RO Plant Table 3	Yes
	Main Replacement Program Carryover from 2015 GRC	RO Plant Table 3A	Yes
	Non-Specific Carryover from 2015 GRC	RO Plant Table 3B	Yes
	Advice Letter Projects from 2015 GRC	RO Plant Table 4	Yes
	All 2015 GRC Projects	RO Plant Table 5	Yes
	2015 GRC Cancelled Projects	RO Plant Table 6	Yes
	Recorded vs. Estimated Plant Additions	RO Plant Table 7	Yes

**SOE Comparison
Proposed versus Last Adopted**

Table 1A Comp

Consolidation Group Scenario (CCS)
101 - Bakersfield (BAK)

Description	2020 Proposed	Last Adopted Advice Letter	Change	% Change	% Increase in Overall Rev. Req
Operating Revenues	83,138,974	78,051,000	5,087,974	6.52%	6.52%
-At July rates with TY sales and services	72,486,008		7.02%		14.70%
Operating Expenses:					
-Purchased Water	10,069,214	11,713,700	(1,644,486)	-14.04%	-2.11%
-Pump Tax	2,284,988	1,559,300	725,688	46.54%	0.93%
-Purchased Power	5,888,770	6,830,900	(942,130)	-13.79%	-1.21%
-Purchased Chemicals	793,304	869,000	(75,696)	-8.71%	-0.10%
-Payroll	7,225,421	6,368,100	857,321	13.46%	1.10%
-Uncollectibles	625,626	499,000	126,626	25.38%	0.16%
-Conservation	794,195	648,800	145,395	22.41%	0.19%
-Other Operation and Maintenance	6,009,836	5,232,500	777,336	14.86%	1.00%
-Benefits	4,162,803	4,147,200	15,603	0.38%	0.02%
-Other Administrative and General	(1,240,187)	(1,274,305)	34,118	-2.68%	0.04%
Total O&M and A&G	<u>36,613,971</u>	<u>36,594,195</u>	<u>19,776</u>	<u>0.05%</u>	<u>0.03%</u>
Taxes Other Than Income:					
-Ad Valorem	2,322,108	1,500,900	821,208	54.71%	1.05%
-Business License	0	0	0		0.00%
-Local Franchise	1,147,103	1,049,000	98,103	9.35%	0.13%
-Payroll Taxes	623,292	560,900	62,392	11.12%	0.08%
Total General Taxes	<u>4,092,503</u>	<u>3,110,800</u>	<u>981,703</u>	<u>31.56%</u>	<u>1.26%</u>
Depreciation and Amorization	12,691,542	11,395,405	1,296,137	11.37%	1.66%
CSS Prorated Expenses:					
-Depreciation & Amortization	2,316,872	1,650,805	666,067	40.35%	0.85%
-O&M and A&G Prorated Expense	11,871,731	10,118,400	1,753,331	17.33%	2.25%
-General Taxes Prorated Expense	650,527	439,100	211,427	48.15%	0.27%
Total CSS Prorated Expenses	<u>14,839,130</u>	<u>12,208,305</u>	<u>2,630,825</u>	<u>21.55%</u>	<u>3.37%</u>
Total Op. Exp. Before Income Taxes	68,237,146	63,217,100	5,020,046	7.94%	6.43%
Total Income Taxes	384,016	3,408,300	(3,024,284)	-88.73%	-3.87%
Total Operating Expenses	<u>68,621,163</u>	<u>66,625,400</u>	<u>1,995,763</u>	<u>3.00%</u>	<u>2.56%</u>
Net Operating Revenue	<u>14,517,812</u>	<u>11,425,600</u>	<u>3,092,212</u>	<u>27.06%</u>	<u>3.96%</u>
Depreciated Rate Base	<u>194,081,310</u>	<u>152,816,900</u>	<u>41,264,410</u>	<u>27.00%</u>	<u>52.87%</u>
Rate of Return	7.48%	7.48%	0.00%	0.00%	2,185,273 3%

**SOE Comparison
May versus July**

Table 1B

Consolidation Group Scenario (CCS)
101 - Bakersfield (BAK)

Description	2020 Proposed July-Application	2020 Proposed May-Application	Change	% Change	% Increase in Overall Rev. Req	Notes
Operating Revenues	83,138,974	89,816,691	(6,677,716)	-8.03%	-8.03%	Revenue Increase/Decrease
Operating Expenses:						
-Purchased Water	10,069,214	10,967,714	(898,500)	-8.92%	-1.08%	
-Pump Tax	2,284,988	2,705,006	(420,018)	-18.38%	-0.51%	
-Purchased Power	5,888,770	7,218,967	(1,330,197)	-22.59%	-1.60%	
-Purchased Chemicals	793,304	967,190	(173,886)	-21.92%	-0.21%	
-Payroll	7,225,421	7,312,632	(87,211)	-1.21%	-0.10%	
-Uncollectibles	625,626	675,906	(50,280)	-8.04%	-0.06%	
-Conservation	794,195	794,195	0	0.00%	0.00%	
-Other Operation and Maintenance	6,009,836	5,818,248	191,588	3.19%	0.23%	
-Benefits	4,162,803	3,718,841	443,963	10.66%	0.53%	
-Other Administrative and General	<u>(1,240,187)</u>	<u>(1,234,271)</u>	<u>(5,916)</u>	<u>0.48%</u>	<u>-0.01%</u>	
Total O&M and A&G	36,613,971	38,944,427	2,330,456	6.36%	2.80%	
Taxes Other Than Income:						
-Ad Valorem	2,322,108	2,443,061	(120,953)	-5.21%	-0.15%	
-Business License	0	0	0	0.00%	0.00%	
-Local Franchise	1,147,103	1,239,292	(92,189)	-8.04%	-0.11%	
-Payroll Taxes	623,292	630,815	(7,523)	-1.21%	-0.01%	
-Other	0	0	0	0.00%	0.00%	
-Reserved	0	0	0	0.00%	0.00%	
Total General Taxes	<u>4,092,503</u>	<u>4,313,168</u>	<u>220,665</u>	<u>5.39%</u>	<u>0.27%</u>	
Depreciation and Amorization	12,691,542	13,039,817	(348,275)	-2.74%	-0.42%	
CSS Prorated Expenses:						
-Depreciation & Amortization	2,316,872	2,300,804	16,068	0.69%	0.02%	
-O&M and A&G Prorated Expense	11,871,731	11,450,634	421,097	3.55%	0.51%	
-General Taxes Prorated Expense	<u>650,527</u>	<u>629,574</u>	<u>20,953</u>	<u>3.22%</u>	<u>0.03%</u>	
Total CSS Prorated Expenses	14,839,130	14,381,011	458,119	3.09%	0.55%	
Total Op. Exp. Before Income Taxes	68,237,146	70,678,423	(2,441,277)	-3.58%	-2.94%	
Total Income Taxes	<u>384,016</u>	<u>2,724,621</u>	<u>(2,340,605)</u>	<u>-609.51%</u>	<u>-2.82%</u>	
Total Operating Expenses	68,621,163	73,403,044	(4,781,881)	-6.97%	-5.75%	
Net Operating Revenue	<u>14,517,812</u>	<u>16,413,647</u>	<u>(1,895,835)</u>	<u>-13.06%</u>	<u>-2.28%</u>	
Depreciated Rate Base	<u>194,081,310</u>	<u>206,762,764</u>	<u>(12,681,454)</u>	<u>-6.53%</u>	<u>-15.25%</u>	
Rate of Return	7.48%	7.94%	-0.46%	-6.15%	0.00%	

**Annual SOE
Recorded**

Table 11 SOE

Consolidation Group Scenario (CCS)
101 - Bakersfield (BAK)

Description	Recorded					
	2012	2013	2014	2015	2016	2017
Operating Revenues	65,938,760	70,538,672	74,725,106	70,493,638	70,287,741	75,408,085
Operating Expenses:						
-Purchased Water	8,145,526	9,221,626	9,107,534	9,071,142	8,672,251	10,114,671
-Pump Tax	1,813,495	1,687,732	1,897,308	1,647,232	1,556,834	1,709,767
-Purchased Power	6,188,874	6,732,299	7,079,958	5,343,748	5,566,538	5,916,286
-Purchased Chemicals	1,002,736	849,166	790,904	567,793	758,219	816,938
-Payroll	4,755,705	5,810,066	5,534,520	5,987,650	6,251,364	6,477,231
-Uncollectibles	477,949	418,812	531,395	604,659	685,318	471,242
-Conservation	353,763	882,287	316,885	768,419	533,812	824,455
-Other Operation and Maintenance	4,059,451	4,134,943	4,518,325	4,662,494	7,738,862	4,639,747
-Benefits	5,868,319	5,146,555	4,495,376	5,348,008	4,539,311	4,469,822
-Other Administrative and General	(753,802)	(1,233,618)	(1,091,734)	(915,195)	(902,511)	(1,181,960)
Total O&M and A&G	31,912,015	33,649,867	33,180,471	33,085,949	35,399,997	34,258,200
Taxes Other Than Income:						
-Ad Valorem	1,422,584	1,627,165	1,367,423	1,414,742	1,582,192	1,768,045
-Business License	0	0	0	0	0	0
-Local Franchise	836,131	922,820	1,037,111	917,453	1,009,213	952,381
-Payroll Taxes	505,414	524,660	483,490	533,935	550,085	558,750
-Other	0	0	0	31	0	0
Total General Taxes	2,764,129	3,074,645	2,888,024	2,866,162	3,141,489	3,279,177
Depreciation and Amorization	8,818,295	8,233,278	9,602,949	10,199,830	10,754,709	10,964,317
CSS Prorated Expenses:						
-Depreciation & Amortization	1,059,323	1,136,555	1,171,392	948,614	999,678	1,355,337
-O&M and A&G Prorated Expense	7,139,417	8,492,602	8,860,484	9,910,734	8,922,802	10,156,422
-General Taxes Prorated Expense	222,304	286,811	276,596	343,835	351,917	362,427
Total CSS Prorated Expenses	8,421,044	9,915,967	10,308,472	11,203,183	10,274,396	11,874,185
Total Op. Exp. Before Income Taxes	51,915,484	54,873,758	55,979,916	57,355,124	59,570,591	60,375,879
Total Income Taxes	4,315,809	5,004,542	6,158,872	3,995,017	2,930,598	4,491,937
Total Operating Expenses	56,231,293	59,878,300	62,138,788	61,350,141	62,501,189	64,867,816
Net Operating Revenue	9,707,467	10,660,372	12,586,317	9,143,498	7,786,552	10,540,269
Depreciated Rate Base	112,684,684	110,555,730	119,327,730	122,498,389	134,850,801	148,658,401
Rate of Return	8.61%	9.64%	10.55%	7.46%	5.77%	7.09%

**Annual SOE
At Present¹ and Proposed Rates**

Table 11 SOE -2

Consolidation Group Scenario (CCS)
101 - Bakersfield (BAK)

Description	Revenue at Present Rates					Revenue at Proposed Rates			Last Adopted AL
	2018	2019	2020	2021	2022	2020	2021	2022	Test year
Operating Revenues	72,330,831	71,941,583	72,486,008	83,155,287	86,548,101	83,138,974	86,516,934	90,280,667	78,051,000 6.5%
Operating Expenses:									
-Purchased Water	9,592,552	9,831,960	10,069,214	10,308,035	10,546,280	10,069,214	10,308,035	10,546,280	11,713,700
-Pump Tax	2,354,766	2,326,666	2,284,988	2,267,736	2,249,846	2,284,988	2,267,736	2,249,846	1,559,300
-Purchased Power	5,932,018	5,897,930	5,888,770	5,886,044	6,014,359	5,888,770	5,886,044	6,014,359	6,830,900
-Purchased Chemicals	798,438	793,095	793,304	791,017	789,412	793,304	791,017	789,412	869,000
-Payroll	6,794,502	7,040,605	7,225,421	7,415,088	7,585,635	7,225,421	7,415,088	7,585,635	6,368,100
-Uncollectibles	544,298	541,369	545,465	625,753	651,284	625,626	651,050	679,375	499,000
-Conservation	648,762	648,762	794,195	794,195	794,195	794,195	794,195	794,195	648,800
-Other Operation and Maintenance	5,595,847	5,911,577	6,009,836	6,100,837	6,206,547	6,009,836	6,100,837	6,206,547	5,232,500
-Benefits	5,431,870	4,165,190	4,162,803	4,023,251	3,883,700	4,162,803	4,023,251	3,883,700	4,147,200
-Other Administrative and General	(1,182,492)	(1,216,739)	(1,240,187)	(1,265,590)	(1,293,661)	(1,240,187)	(1,265,590)	(1,293,661)	(1,274,305)
Total O&M and A&G	36,510,561	35,940,413	36,533,810	36,946,366	37,427,597	36,613,971	36,971,663	37,455,687	36,685,800
Taxes Other Than Income:									
-Ad Valorem	1,963,763	2,207,792	2,322,108	2,432,024	2,541,940	2,322,108	2,432,024	2,541,940	1,500,900
-Business License	0	0	0	0	0	0	0	0	0
-Local Franchise	997,985	992,614	1,000,126	1,147,335	1,194,148	1,147,103	1,193,718	1,245,652	1,049,000
-Payroll Taxes	586,119	607,349	623,292	639,654	654,366	623,292	639,654	654,366	560,900
-Other	0	0	0	0	0	0	0	0	0
Total General Taxes	3,547,867	3,807,755	3,945,526	4,219,013	4,390,454	4,092,503	4,265,396	4,441,958	3,110,800
Depreciation and Amorization	11,453,077	12,405,337	12,691,542	13,755,365	14,819,187	12,691,542	13,755,365	14,819,187	11,395,405
CSS Prorated Expenses:									
-Depreciation & Amortization	1,356,112	1,709,874	2,316,872	2,357,883	2,398,894	2,316,872	2,357,883	2,398,894	1,650,805
-O&M and A&G Prorated Expense	11,923,982	11,579,400	11,871,731	12,046,496	12,477,647	11,871,731	12,046,496	12,477,647	10,118,400
-General Taxes Prorated Expense	496,062	606,002	650,527	662,863	674,296	650,527	662,863	674,296	439,100
Total CSS Prorated Expenses	13,776,157	13,895,276	14,839,130	15,067,242	15,550,837	14,839,130	15,067,242	15,550,837	12,208,305
Total Op. Exp. Before Income Taxes	65,287,662	66,048,781	68,010,008	69,987,986	72,188,075	68,237,146	70,059,665	72,267,670	63,217,100.0
Total Income Taxes	(1,575,620)	(2,046,907)	(2,533,358)	(289,816)	(144,620)	384,016	630,841	877,702	3,408,300.0
Total Operating Expenses	63,712,041	64,001,873	65,476,651	69,698,170	72,043,455	68,621,163	70,690,506	73,145,372	66,625,400
Net Operating Revenue	8,618,790	7,939,710	7,009,357	13,457,117	14,504,646	14,517,812	15,826,427	17,135,295	11,425,600
Depreciated Rate Base	169,959,721	189,036,841	194,081,310	211,583,528	229,085,746	194,081,310	211,583,528	229,085,746	152,816,900
Rate of Return	5.07%	4.20%	3.61%	6.36%	6.33%	7.48%	7.48%	7.48%	7.48%

1. Revenue at Present Rates is calculated by applying the proposed sales and services for the test year to the rates in effect at the time the application is filed

**Average Active Services
Summary of Recorded and Proposed**

Table4-Services

101 - Bakersfield (BAK) - Scenario1

	<u>2012</u>	<u>2013</u>	<u>2014</u>	<u>2015</u>	<u>2016</u>	<u>2017</u>	<u>2018</u>	<u>2019</u>	<u>2020</u>	<u>2021</u>	<u>Last Adopted 2017</u>
METERED SERVICES											
RESIDENTIAL	34,492	35,641	38,136	41,458	45,961	49,662	52,391	55,130	57,218	59,021	50,268
BUSINESS	6,248	6,263	6,276	6,286	6,295	6,295	6,290	6,285	6,285	6,285	6,280
MULTIPLE FAMILY	1,191	1,194	1,194	1,198	1,201	1,198	1,197	1,194	1,194	1,194	1,268
INDUSTRIAL	32	31	30	31	31	31	31	31	31	31	30
PUBLIC AUTHORITY	693	694	697	717	729	725	730	738	747	757	719
OTHER	52	57	68	75	75	79	79	76	76	76	80
IRRIGATION	0	0	0	0	0	0	0	0	0	0	0
RECYCLED	0	0	0	0	0	0	0	0	0	0	0
TOTAL	42,708	43,878	46,400	49,764	54,291	57,989	60,718	63,454	65,551	67,363	58,645
FLAT RATE SERVICES											
RESIDENTIAL FLAT	25,481	24,576	22,572	19,776	15,705	12,389	10,052	7,727	6,147	4,847	12,174
PRIVATE FIRE PROTECTION	802	809	821	831	842	853	858	858	858	858	854
PUBLIC FIRE PROTECTION	86	86	86	89	91	92	92	92	92	92	89
TOTAL	26,369	25,471	23,479	20,696	16,637	13,333	11,002	8,677	7,097	5,797	13,117
TOTAL SERVICES											
INCLUDING FIRE PROTECTION	69,077	69,349	69,879	70,459	70,928	71,322	71,720	72,131	72,648	73,160	71,762
EXCLUDING FIRE PROTECTION	68,189	68,454	68,972	69,540	69,996	70,378	70,770	71,181	71,698	72,210	70,819
Five Year Average Percentage Change in Customers NEW SERVICES (less fire protection)						0.642%	392	411	517	512	
Percentage Change in Customers		0.39%	0.76%	0.83%	0.67%	0.56%	0	0.56%	0.57%	0.72%	0.71%
Percentage Change in Sevices		0.39%	0.76%	0.82%	0.66%	0.55%	0	0.56%	0.58%	0.73%	0.71%
Percentage of Flat to Total Customers (MDR.11.F.3)		35%	32%	28%	22%	17%	0	14%	11%	8%	7%

Active Services
Residential, Business and Multiple Dwelling Units

WP4A1

101 - Bakersfield (BAK) - District

	RESIDENTIAL			BUSINESS			MULTIPLE DWELLING UNITS		
	EOY	INCR	AVG	EOY	INCR	AVG	EOY	INCR	AVG
RECORDED									
2012	34,492	34,492	17,246	6,248	6,248	3,124	1,191	1,191	596
2013	36,789	2,297	35,641	6,277	29	6,263	1,197	6	1,194
2014	39,483	2,694	38,136	6,275	(2)	6,276	1,190	(7)	1,194
2015	43,433	3,950	41,458	6,296	21	6,286	1,206	16	1,198
2016	48,488	5,055	45,961	6,293	(3)	6,295	1,196	(10)	1,201
2017	50,836	2,348	49,662	6,296	3	6,295	1,200	4	1,198
AVERAGE		3,268.8			9.6			1.8	
ESTIMATED									
2018	53,947	3,111	52,391	6,285	(11)	6,290	1,194	(6)	1,197
2019	56,314	2,368	55,130	6,285	0	6,285	1,194	0	1,194
2020	58,122	1,808	57,218	6,285	0	6,285	1,194	0	1,194
2021	59,921	1,799	59,021	6,285	0	6,285	1,194	0	1,194

AVERAGE ACTIVE SERVICE CONNECTIONS

	2018	2019	2020	2021
RESIDENTIAL	52,391	55,130	57,218	59,021
BUSINESS	6,290	6,285	6,285	6,285
MULTIPLE FAMILY	1,197	1,194	1,194	1,194
INDUSTRIAL	31	31	31	31
PUBLIC AUTHORITY	730	738	747	757
OTHER	79	76	76	76
IRRIGATION	0	0	0	0
RECYCLED	0	0	0	0
TOTAL	60,718	63,454	65,551	67,364
RESIDENTIAL FLAT	10,052	7,727	6,147	4,847
PRIVATE FIRE	858	858	858	858
PUBLIC FIRE	92	92	92	92
TOTAL	11,002	8,677	7,097	5,797
TOTAL INCL FIRE	71,720	72,131	72,648	73,161
TOTAL EXCL FIRE	70,770	71,181	71,698	72,211

**Active Services
Industrial, Public Authority and Other**

WP4A2

101 - Bakersfield (BAK) - District

	<u>INDUSTRIAL</u>			<u>PUBLIC AUTHORITY</u>			<u>OTHER</u>			<u>IRRIGATION</u>			<u>RECYCLED</u>		
	EOY	INCR	AVG	EOY	INCR	AVG	EOY	INCR	AVG	EOY	INCR	AVG	EOY	INCR	AVG
RECORDED															
2012	32	32	16	693	693	347	52	52	26	0	0	0	0	0	0
2013	30	(2)	31	694	1	694	61	9	57	0	0	0	0	0	0
2014	30	0	30	699	5	697	75	14	68	0	0	0	0	0	0
2015	31	1	31	735	36	717	74	(1)	75	0	0	0	0	0	0
2016	31	0	31	723	(12)	729	76	2	75	0	0	0	0	0	0
2017	31	0	31	726	3	725	82	6	79	0	0	0	0	0	0
AVERAGE		(0.2)			6.6			6.0			0.0			0.0	
ESTIMATED															
2018	31	(0)	31	733	7	730	76	(6)	79	0	0	0	0	0	0
2019	31	(0)	31	743	9	738	76	0	76	0	0	0	0	0	0
2020	31	(0)	31	752	9	747	76	0	76	0	0	0	0	0	0
2021	31	(0)	31	761	9	757	76	0	76	0	0	0	0	0	0

Active Services
Residential Flats and Fire Protection

WP4A3

101 - Bakersfield (BAK) - District

	<u>RESIDENTIAL FLAT</u>			<u>PRIVATE FIRE PROTECTION</u>			<u>PUBLIC FIRE PROTECTION</u>		
	EOY	INCR	AVG	EOY	INCR	AVG	EOY	INCR	AVG
RECORDED									
2012	25,481	25,481	12,741	802	802	401	86	86	43
2013	23,670	(1,811)	24,576	816	14	809	86	0	86
2014	21,474	(2,196)	22,572	826	10	821	86	0	86
2015	18,078	(3,396)	19,776	836	10	831	91	5	89
2016	13,331	(4,747)	15,705	847	11	842	91	0	91
2017	11,447	(1,884)	12,389	858	11	853	92	1	92
AVERAGE		(2,806.8)			11.2			1.2	
ESTIMATED									
2018	8,657	(2,790)	10,052	858	0	858	92	0	92
2019	6,797	(1,860)	7,727	858	0	858	92	0	92
2020	5,497	(1,300)	6,147	858	0	858	92	0	92
2021	4,197	(1,300)	4,847	858	0	858	92	0	92

**Active Services
By Meter Size and Revenue Class**

WP4A4

101 - Bakersfield (BAK) - District

1	Residential Metered Services	2018	2019	2020	2021	2022
	RESM					
	5/8 x 3/4"	41,802	43,988	45,654	47,092	48,545
	3/4"	0	0	0	0	0
		0	0	0	0	0
	Fire Sprinkler w/ 3/4"					
	1"	8,322	8,757	9,089	9,375	9,664
	Fire Sprinkler w/ 1"	2,167	2,280	2,367	2,441	2,517
	1-1/2"	54	56	59	60	62
	2"	45	48	50	51	53
	Fire Sprinkler w/ 2"	0	0	0	0	0
	3"	1	1	1	1	1
	4"	0	0	0	0	0
	6"	0	0	0	0	0
	8"	0	0	0	0	0
	10"	0	0	0	0	0
	12"	0	0	0	0	0
	14"	0	0	0	0	0
	16"	0	0	0	0	0
	18"	0	0	0	0	0
	TOTAL	52,391	55,130	57,218	59,021	60,841
2	Non-Residential Metered Services	2018	2019	2020	2021	2022
	RESM					
	5/8 x 3/4"	2,498	2,496	2,497	2,497	2,497
	3/4"	0	0	0	0	0
	Fire Sprinkler w/ 3/4"	0	0	0	0	0
	1"	2,928	2,926	2,927	2,928	2,930
	Fire Sprinkler w/ 1"	0	0	0	0	0
	1-1/2"	740	740	741	743	744
	2"	1,693	1,692	1,696	1,700	1,704
	Fire Sprinkler w/ 2"	0	0	0	0	0
	3"	290	291	293	294	295
	4"	128	128	129	130	130
	6"	48	48	48	48	49
	8"	2	2	2	2	2
	10"	0	0	0	0	0
	12"	0	0	0	0	0
	14"	0	0	0	0	0
	16"	0	0	0	0	0
	18"	0	0	0	0	0
	TOTAL	8,327	8,324	8,333	8,342	8,351

**Active Services
By Meter Size and Revenue Class**

WP4A4

101 - Bakersfield (BAK) - District

3	Business Services	2018	2019	2020	2021	2022
	BUS					
	5/8 x 3/4"	2,349	2,347	2,347	2,347	2,347
	3/4"	0	0	0	0	0
	Fire Sprinkler w/ 3/4"	0	0	0	0	0
	1"	2,278	2,276	2,276	2,276	2,276
	Fire Sprinkler w/ 1"	0	0	0	0	0
	1-1/2"	485	485	485	485	485
	2"	987	986	986	986	986
	Fire Sprinkler w/ 2"	0	0	0	0	0
	3"	122	122	122	122	122
	4"	46	46	46	46	46
	6"	24	24	24	24	24
	8"	0	0	0	0	0
	10"	0	0	0	0	0
	12"	0	0	0	0	0
	14"	0	0	0	0	0
	16"	0	0	0	0	0
	18"	0	0	0	0	0
	TOTAL	6,290	6,285	6,285	6,285	6,285
4	Multi-Family Services	2018	2019	2020	2021	2022
	MF					
	5/8 x 3/4"	112	111	111	111	111
	3/4"	0	0	0	0	0
	Fire Sprinkler w/ 3/4"	0	0	0	0	0
	1"	532	530	530	530	530
	Fire Sprinkler w/ 1"	0	0	0	0	0
	1-1/2"	158	157	157	157	157
	2"	297	296	296	296	296
	Fire Sprinkler w/ 2"	0	0	0	0	0
	3"	66	66	66	66	66
	4"	26	26	26	26	26
	6"	7	7	7	7	7
	8"	0	0	0	0	0
	10"	0	0	0	0	0
	12"	0	0	0	0	0
	14"	0	0	0	0	0
	16"	0	0	0	0	0
	18"	0	0	0	0	0
	TOTAL	1,197	1,194	1,194	1,194	1,194

**Active Services
By Meter Size and Revenue Class**

WP4A4

101 - Bakersfield (BAK) - District

5	Industrial Services	2018	2019	2020	2021	2022
	IND					
	5/8 x 3/4"	5	5	5	5	5
	3/4"	0	0	0	0	0
	Fire Sprinkler w/ 3/4"	0	0	0	0	0
	1"	11	11	11	11	11
	Fire Sprinkler w/ 1"	0	0	0	0	0
	1-1/2"	0	0	0	0	0
	2"	10	10	10	10	10
	Fire Sprinkler w/ 2"	0	0	0	0	0
	3"	2	2	2	2	2
	4"	2	2	2	2	2
	6"	1	1	1	1	1
	8"	0	0	0	0	0
	10"	0	0	0	0	0
	12"	0	0	0	0	0
	14"	0	0	0	0	0
	16"	0	0	0	0	0
	18"	0	0	0	0	0
	TOTAL	31	31	31	31	31
6	Public Authority Services	2018	2019	2020	2021	2022
	PA					
	5/8 x 3/4"	33	33	34	34	35
	3/4"	0	0	0	0	0
	Fire Sprinkler w/ 3/4"	0	0	0	0	0
	1"	108	109	110	112	113
	Fire Sprinkler w/ 1"	0	0	0	0	0
	1-1/2"	97	98	99	100	102
	2"	320	324	328	332	336
	Fire Sprinkler w/ 2"	0	0	0	0	0
	3"	101	102	103	104	106
	4"	54	54	55	56	57
	6"	16	16	16	17	17
	8"	2	2	2	2	2
	10"	0	0	0	0	0
	12"	0	0	0	0	0
	14"	0	0	0	0	0
	16"	0	0	0	0	0
	18"	0	0	0	0	0
	TOTAL	730	738	747	757	766

**Active Services
By Meter Size and Revenue Class**

WP4A4

101 - Bakersfield (BAK) - District

7	Other Services	2018	2019	2020	2021	2022
	OTH					
	5/8 x 3/4"	0	0	0	0	0
	3/4"	0	0	0	0	0
	Fire Sprinkler w/ 3/4"	0	0	0	0	0
	1"	0	0	0	0	0
	Fire Sprinkler w/ 1"	0	0	0	0	0
	1-1/2"	0	0	0	0	0
	2"	79	76	76	76	76
	Fire Sprinkler w/ 2"	0	0	0	0	0
	3"	0	0	0	0	0
	4"	0	0	0	0	0
	6"	0	0	0	0	0
	8"	0	0	0	0	0
	10"	0	0	0	0	0
	12"	0	0	0	0	0
	14"	0	0	0	0	0
	16"	0	0	0	0	0
	18"	0	0	0	0	0
	TOTAL	79	76	76	76	76

8	Irrigation Services	2018	2019	2020	2021	2022
	IRR					
	5/8 x 3/4"	0	0	0	0	0
	3/4"	0	0	0	0	0
	Fire Sprinkler w/ 3/4"	0	0	0	0	0
	1"	0	0	0	0	0
	Fire Sprinkler w/ 1"	0	0	0	0	0
	1-1/2"	0	0	0	0	0
	2"	0	0	0	0	0
	Fire Sprinkler w/ 2"	0	0	0	0	0
	3"	0	0	0	0	0
	4"	0	0	0	0	0
	6"	0	0	0	0	0
	8"	0	0	0	0	0
	10"	0	0	0	0	0
	12"	0	0	0	0	0
	14"	0	0	0	0	0
	16"	0	0	0	0	0
	18"	0	0	0	0	0
	TOTAL	0	0	0	0	0

**Active Services
By Meter Size and Revenue Class**

WP4A4

101 - Bakersfield (BAK) - District

9	Recycled Services	2018	2019	2020	2021	2022
	RCYC					
	5/8 x 3/4"	0	0	0	0	0
	3/4"	0	0	0	0	0
	Fire Sprinkler w/ 3/4"	0	0	0	0	0
	1"	0	0	0	0	0
	Fire Sprinkler w/ 1"	0	0	0	0	0
	1-1/2"	0	0	0	0	0
	2"	0	0	0	0	0
	Fire Sprinkler w/ 2"	0	0	0	0	0
	3"	0	0	0	0	0
	4"	0	0	0	0	0
	6"	0	0	0	0	0
	8"	0	0	0	0	0
	10"	0	0	0	0	0
	12"	0	0	0	0	0
	14"	0	0	0	0	0
	16"	0	0	0	0	0
	18"	0	0	0	0	0
	TOTAL	0	0	0	0	0

11	Fire Protection Services	2018	2019	2020	2021	2022
	PRF + PUF					
	5/8 x 3/4"	0	0	0	0	0
	3/4"	0	0	0	0	0
	Fire Sprinkler w/ 3/4"	0	0	0	0	0
	1"	3	3	3	3	3
	Fire Sprinkler w/ 1"	0	0	0	0	0
	1-1/2"	0	0	0	0	0
	2"	17	17	17	17	17
	Fire Sprinkler w/ 2"	0	0	0	0	0
	3"	4	4	4	4	4
	4"	193	193	193	193	193
	6"	362	362	362	362	362
	8"	322	322	322	322	322
	10"	49	49	49	49	49
	12"	0	0	0	0	0
	14"	0	0	0	0	0
	16"	0	0	0	0	0
	18"	0	0	0	0	0
	TOTAL	950	950	950	950	950

**Sales and Supply
Summary of Recorded and Proposed**

Table4-Supply

101 - Bakersfield (BAK) - Scenario1

	<u>2012</u>	<u>2013</u>	<u>2014</u>	<u>2015</u>	<u>2016</u>	<u>2017</u>	<u>2018</u>	<u>2019</u>	<u>2020</u>	<u>2021</u>	<u>Last Adopted 2017</u>
METERED SALES (CCF)											
RESIDENTIAL	9,481,574.0	10,040,431.0	10,088,964.0	8,497,874.0	9,433,835.0	11,137,895.0	12,603,161.0	13,262,076.9	13,764,253.7	14,198,023.9	13,884,000.0
BUSINESS	5,396,858.0	5,403,324.0	5,369,436.0	4,401,519.0	4,171,888.0	4,409,746.0	5,048,133.7	5,043,702.2	5,043,702.2	5,043,702.2	5,909,000.0
MULTIPLE FAMILY	1,707,285.0	1,687,571.0	1,626,422.0	1,467,187.0	1,412,604.0	1,444,773.0	1,445,462.4	1,441,752.1	1,441,752.1	1,441,752.1	1,630,000.0
INDUSTRIAL	24,213.0	22,038.0	22,123.0	24,920.0	16,639.0	20,226.0	22,610.0	22,610.0	22,610.0	22,610.0	22,500.0
PUBLIC AUTHORITY	2,929,356.0	2,907,223.0	2,672,221.0	1,836,487.0	2,002,556.0	2,343,889.0	2,767,018.3	2,767,018.3	2,767,018.3	2,767,018.3	2,758,500.0
OTHER	58,519.0	62,689.0	155,009.0	85,555.0	75,766.0	64,265.0	57,234.0	57,234.0	57,234.0	57,234.0	54,900.0
IRRIGATION	0.0	0.0	0.0	0.0	0.0	0.0	0.0	0.0	0.0	0.0	0.0
RECYCLED	0.0	0.0	0.0	0.0	0.0	0.0	0.0	0.0	0.0	0.0	0.0
TOTAL	19,597,805.0	20,123,276.0	19,934,175.0	16,313,542.0	17,113,288.0	19,420,794.0	21,943,619.3	22,594,393.4	23,096,570.2	23,530,340.4	24,258,900.0
FLAT RATE USE (CCF)	13,457,849.3	10,410,461.8	9,033,897.0	5,980,612.5	6,184,707.0	5,763,233.1	3,444,259.7	2,647,594.3	2,106,214.2	1,660,774.9	5,820,600.0
UNACCOUNTED FOR WATER (CCF)	2,488,060.0	2,298,238.3	2,180,392.5	1,678,054.6	1,753,612.5	1,895,571.9	1,910,915.7	1,899,934.6	1,896,983.8	1,896,105.4	2,263,900.0
TOTAL WATER SUPPLY (CCF)	35,543,714.3	32,831,976.1	31,148,464.5	23,972,209.1	25,051,607.5	27,079,599.0	27,298,794.6	27,141,922.2	27,099,768.2	27,087,220.7	32,343,400.0
Wells	19,910,856.5	17,797,863.0	19,817,781.4	14,543,724.2	13,308,445.1	13,795,158.6	12,597,396.4	12,004,927.0	11,527,175.9	11,079,031.5	14,793,100.0
Purchased Water	7,715,336.5	7,766,301.7	6,175,928.1	5,443,250.0	5,918,924.6	7,013,585.9	6,751,753.3	7,187,350.3	7,622,947.2	8,058,544.2	5,009,400.0
Reclaimed	0.0	0.0	0.0	0.0	0.0	0.0	0.0	0.0	0.0	0.0	0.0
Surface	7,917,521.3	7,267,811.5	5,154,755.0	3,985,234.8	5,824,237.7	6,270,854.5	7,949,645.0	7,949,645.0	7,949,645.0	7,949,645.0	12,540,900.0
TOTAL	35,543,714.3	32,831,976.1	31,148,464.5	23,972,209.1	25,051,607.5	27,079,599.0	27,298,794.6	27,141,922.2	27,099,768.2	27,087,220.7	32,343,400.0
UNACCOUNTED FOR WATER, %	7.00%	7.00%	7.00%	7.00%	7.00%	7.00%	7.00%	7.00%	7.00%	7.00%	7.00%
5 YR AVG, FLAT RATE USE PER CUSTOMER						397.1					
5 YR AVG, PURCHASES (include Reclaimed Water)						3,231,799.0					
5 YR AVG, SURFACE SUPPLY						5,700,578.7					
5 YR AVG. UNACCOUNTED FOR WATER %						7.00%					
METERED SALES PER CUSTOMER PER YEAR (Ccf)											
RESIDENTIAL	274.9	281.7	264.6	205.0	205.3	224.3	240.6	240.6	240.6	240.6	276.2
BUSINESS	863.8	862.8	855.6	700.3	662.8	700.6	802.5	802.5	802.5	802.5	940.9
MULTIPLE FAMILY	1,433.5	1,413.4	1,362.7	1,224.7	1,176.2	1,206.0	1,207.6	1,207.6	1,207.6	1,207.6	1,285.5
INDUSTRIAL	756.7	710.9	737.4	817.0	536.7	652.5	730.7	733.3	736.0	738.6	750.0
PUBLIC AUTHORITY	4,227.1	4,192.1	3,836.6	2,561.3	2,747.0	3,235.2	3,792.4	3,749.5	3,702.4	3,656.4	3,836.6
OTHER	1,125.4	1,109.5	2,279.5	1,148.4	1,010.2	813.5	724.5	753.1	753.1	753.1	686.3
IRRIGATION	0.0	0.0	0.0	0.0	0.0	0.0	0.0	0.0	0.0	0.0	0.0
RECYCLED	0.0	0.0	0.0	0.0	0.0	0.0	0.0	0.0	0.0	0.0	0.0
RESIDENTIAL FLAT RATE USE (EST)	528.2	423.6	400.2	302.4	393.8	465.2	342.6	342.6	342.6	342.6	0.0

Sales
Residential, Business, and Multiple Dwelling Units

WP4B1

101 - Bakersfield (BAK) - District

	RESIDENTIAL			BUSINESS			MULTIPLE DWELLING UNITS		
	RESM KCCF	RESM AVG SVS	RESM CCF/SV	BUS KCCF	BUS AVG SVS	BUS CCF/SV	MF KCCF	MF AVG SVS	MF CCF/SV
RECORDED									
2012	9,481.6	17,246	549.8	5,396.9	3,124	1,727.5	1,707.3	596	2,867.0
2013	10,040.4	35,641	281.7	5,403.3	6,263	862.8	1,687.6	1,194	1,413.4
2014	10,089.0	38,136	264.6	5,369.4	6,276	855.6	1,626.4	1,194	1,362.7
2015	8,497.9	41,458	205.0	4,401.5	6,286	700.3	1,467.2	1,198	1,224.7
2016	9,433.8	45,961	205.3	4,171.9	6,295	662.8	1,412.6	1,201	1,176.2
2017	11,137.9	49,662	224.3	4,409.7	6,295	700.6	1,444.8	1,198	1,206.0
AVERAGE	9,839.8		236.2	4,751.2		756.4	1,527.7		1,276.6
ESTIMATED									
2018	12,603.1	52,391	240.6	5,047.8	6,290	802.5	1,445.5	1,197	1,207.6
2019	13,262.0	55,130	240.6	5,043.7	6,285	802.5	1,441.9	1,194	1,207.6
2020	13,764.3	57,218	240.6	5,043.7	6,285	802.5	1,441.9	1,194	1,207.6
2021	14,198.0	59,021	240.6	5,043.7	6,285	802.5	1,441.9	1,194	1,207.6

Sales
Other Revenue Classes

WP4B2

101 - Bakersfield (BAK) - District

	INDUSTRIAL			PUBLIC AUTHORITY			OTHER			IRRIGATION			RECYCLED		
	IND KCCF	IND AVG SVS	IND CCF/SV	PA KCCF	PA AVG SVS	PA CCF/SV	OTH KCCF	OTH AVG SVS	OTH CCF/SV	IRR KCCF	IRR AVG SVS	IRR CCF/SV	RCYC KCCF	RCYC AVG SVS	RCYC CCF/SV
RECORDED															
2012	24.2	16	1,513.3	2,929.4	347	8,454.1	58.5	26	2,250.7	0.0	0	0.0	0.0	0	0.0
2013	22.0	31	710.9	2,907.2	694	4,192.1	62.7	57	1,109.5	0.0	0	0.0	0.0	0	0.0
2014	22.1	30	737.4	2,672.2	697	3,836.6	155.0	68	2,279.5	0.0	0	0.0	0.0	0	0.0
2015	24.9	31	817.0	1,836.5	717	2,561.3	85.6	75	1,148.4	0.0	0	0.0	0.0	0	0.0
2016	16.6	31	536.7	2,002.6	729	2,747.0	75.8	75	1,010.2	0.0	0	0.0	0.0	0	0.0
2017	20.2	31	652.5	2,343.9	725	3,235.2	64.3	79	813.5	0.0	0	0.0	0.0	0	0.0
AVERAGE	21.2		690.9	2,352.5		3,314.5	88.7		1,272.2	0.0		0.0	0.0		0.0
ESTIMATED															
2018	22.6	31	729.4	2,767.0	730	3,790.4	57.2	79	724.5	0.0	0	0.0	0.0	0	0.0
2019	22.6	31	729.4	2,767.0	738	3,749.3	57.2	76	753.1	0.0	0	0.0	0.0	0	0.0
2020	22.6	31	729.4	2,767.0	747	3,704.2	57.2	76	753.1	0.0	0	0.0	0.0	0	0.0
2021	22.6	31	729.4	2,767.0	757	3,655.2	57.2	76	753.1	0.0	0	0.0	0.0	0	0.0

Source of Supply

WP4B4

101 - Bakersfield (BAK) - District

	Recorded Water Production (CCF)						Projected Water Production (CCF)				
	<u>2012</u>	<u>2013</u>	<u>2014</u>	<u>2015</u>	<u>2016</u>	<u>2017</u>	<u>2018</u>	<u>2019</u>	<u>2020</u>	<u>2021</u>	<u>2022</u>
TOTAL PRODUCTION	35,543,714	32,831,976	31,148,465	23,972,209	25,051,607	27,079,599	27,298,795	27,141,922	27,099,768	27,087,221	27,079,050
Wells	19,910,856	17,797,863	19,817,781	14,543,724	13,308,445	13,795,159	12,597,396	12,004,927	11,527,176	11,079,031	10,635,264
Purchased Water	7,715,337	7,766,302	6,175,928	5,443,250	5,918,925	7,013,586	6,751,753	7,187,350	7,622,947	8,058,544	8,494,141
Reclaimed	-	-	-	-	-	-	-	-	-	-	-
Surface	7,917,521	7,267,811	5,154,755	3,985,235	5,824,238	6,270,855	7,949,645	7,949,645	7,949,645	7,949,645	7,949,645

Revenues - Recorded

Table4-Rec Rev

101 - Bakersfield (BAK) - Scenario1

	<u>2012</u>	<u>2013</u>	<u>2014</u>	<u>2015</u>	<u>2016</u>	<u>2017</u>	<u>Last Adopted 2017</u>
METERED REVENUES							
RESIDENTIAL	\$ 22,504,640	\$ 23,891,516	\$ 26,880,555	\$ 24,376,893	\$ 28,656,018	\$ 33,430,436	\$ 39,519,982
BUSINESS	\$ 11,006,820	\$ 11,151,564	\$ 12,214,379	\$ 10,706,741	\$ 10,601,387	\$ 11,338,068	\$ 13,451,232
MULTIPLE FAMILY	\$ 3,434,852	\$ 3,410,719	\$ 3,677,365	\$ 3,444,731	\$ 3,456,622	\$ 3,603,802	\$ 4,182,310
INDUSTRIAL	\$ 66,686	\$ 62,960	\$ 70,688	\$ 76,830	\$ 64,099	\$ 72,538	\$ 78,318
PUBLIC AUTHORITY	\$ 5,279,832	\$ 5,265,062	\$ 5,441,615	\$ 4,127,717	\$ 4,553,469	\$ 5,307,121	\$ 6,367,626
OTHER REVENUES	\$ 143,141	\$ 58,505	\$ 344,806	\$ 234,583	\$ 220,090	\$ 209,602	\$ 95,777
IRRIGATION	\$ -	\$ (3,261)	\$ -	\$ (1,526)	\$ (188)	\$ -	\$ -
RECYCLED	\$ (95)	\$ -	\$ -	\$ (173)	\$ -	\$ (64)	\$ -
WRAM/MCBA	\$ 1,035,722	\$ 4,134,628	\$ 2,408,193	\$ 1,615,891	\$ 1,926,195	\$ 7,322,466	\$ -
WRAM/MCBA INTEREST	\$ 7,643	\$ 4,227	\$ 4,367	\$ 5,296	\$ 13,716	\$ 69,656	\$ -
UNBILLED REV. ADJ.	\$ 119,645	\$ 86,864	\$ 704,671	\$ 5,092,150	\$ 3,765,269	\$ 439,343	\$ -
CONSERVATION REVENUE	\$ (166,502)	\$ 336,459	\$ (220,706)	\$ 30,028	\$ 42,428	\$ (177,704)	\$ -
BALANCING MEMO ACCOUNT REVENUE	\$ (894,532)	\$ 296,786	\$ -	\$ -	\$ 10,285	\$ 23,809	\$ -
TOTAL	\$ 42,537,853	\$ 48,696,029	\$ 51,525,932	\$ 49,709,161	\$ 53,309,390	\$ 61,639,074	\$ 63,695,244
FLAT RATE REVENUES							
RESIDENTIAL FLAT	\$ 22,658,899	\$ 21,116,286	\$ 22,465,362	\$ 19,967,307	\$ 16,309,753	\$ 12,970,625	\$ 12,443,574
BUSINESS / PUBLIC AUTHORITY FLAT	\$ -	\$ -	\$ -	\$ -	\$ -	\$ -	\$ -
PRIVATE FIRE PROTECTION	\$ 390,016	\$ 398,314	\$ 442,048	\$ 445,909	\$ 451,638	\$ 457,932	\$ 466,286
PUBLIC FIRE PROTECTION	\$ 46,478	\$ 46,439	\$ 50,763	\$ 52,015	\$ 53,898	\$ 54,617	\$ 53,642
RENTS	\$ -	\$ -	\$ -	\$ -	\$ -	\$ -	\$ -
OTHER	\$ 286,075	\$ 263,820	\$ 219,395	\$ 296,648	\$ 139,614	\$ 253,947	\$ 13,007
DEFERRED REV AMORT	\$ 19,440	\$ 17,785	\$ 21,606	\$ 22,598	\$ 23,447	\$ 31,889	\$ -
TOTAL	\$ 23,400,908	\$ 21,842,643	\$ 23,199,173	\$ 20,784,478	\$ 16,978,351	\$ 13,769,011	\$ 12,976,509
TOTAL OPERATING REVENUES	\$ 65,938,760	\$ 70,538,672	\$ 74,725,106	\$ 70,493,638	\$ 70,287,741	\$ 75,408,085	\$ 76,671,753

Revenues - Recorded

Table4-Rec Rev

101 - Bakersfield (BAK) - Scenario1

REVENUES PER CUSTOMER	<u>2013</u>	<u>2014</u>	<u>2015</u>	<u>2016</u>	<u>2017</u>	<u>2017</u>
RESIDENTIAL	\$ 670	\$ 705	\$ 588	\$ 623	\$ 673	\$ 786
BUSINESS	\$ 1,781	\$ 1,946	\$ 1,703	\$ 1,684	\$ 1,801	\$ 2,142
MULTIPLE FAMILY	\$ 2,857	\$ 3,081	\$ 2,875	\$ 2,878	\$ 3,008	\$ 3,298
INDUSTRIAL	\$ 2,031	\$ 2,356	\$ 2,519	\$ 2,068	\$ 2,340	\$ 2,611
PUBLIC AUTHORITY	\$ 7,592	\$ 7,813	\$ 5,757	\$ 6,246	\$ 7,325	\$ 8,856
OTHER	\$ 1,035	\$ 5,071	\$ 3,149	\$ 2,935	\$ 2,653	\$ 1,197
IRRIGATION	\$ -	\$ -	\$ -	\$ -	\$ -	\$ -
RECYCLED	\$ -	\$ -	\$ -	\$ -	\$ -	\$ -
RESIDENTIAL FLAT	\$ 859	\$ 995	\$ 1,010	\$ 1,039	\$ 1,047	\$ 1,022

Revenues - At Present¹ and Proposed Rates

Table4-Prop Rev

101 - Bakersfield (BAK) - Scenario1

WRAM REVENUE	2020		2021	
	PRESENT RATES	PROPOSED RATES	PRESENT RATES	PROPOSED RATES
QUANTITY REVENUE				
RESIDENTIAL	\$ 28,232,646	\$ 30,740,485	\$ 31,709,251	\$ 32,980,317
BUSINESS	\$ 9,613,296	\$ 10,467,195	\$ 10,467,195	\$ 10,886,931
MULTIPLE FAMILY	\$ 2,747,979	\$ 2,992,068	\$ 2,992,068	\$ 3,112,050
INDUSTRIAL	\$ 43,095	\$ 46,923	\$ 46,923	\$ 48,804
PUBLIC AUTHORITY	\$ 5,273,937	\$ 5,742,393	\$ 5,742,393	\$ 5,972,663
OTHER	\$ 109,088	\$ 118,778	\$ 118,778	\$ 123,541
IRRIGATION	\$ -	\$ -	\$ -	\$ -
RECYCLED	\$ -	\$ -	\$ -	\$ -
TOTAL	\$ 46,020,042	\$ 50,107,841	\$ 51,076,608	\$ 53,124,306
NON-WRAM REVENUE				
SERVICE CHARGE	\$ 19,255,548	\$ 24,842,586	\$ 25,412,058	\$ 26,466,576
RESIDENTIAL FLAT	\$ 6,313,949	\$ 7,245,180	\$ 5,712,911	\$ 5,944,503
All FIRE PROTECTION SERVICE	\$ 618,018	\$ 664,915	\$ 664,915	\$ 692,752
OTHER	\$ 278,452	\$ 278,452	\$ 288,796	\$ 288,796
TOTAL	\$ 26,465,966	\$ 33,031,133	\$ 32,078,679	\$ 33,392,627
TOTAL OPERATING REVENUE	\$ 72,486,008	\$ 83,138,974	\$ 83,155,287	\$ 86,516,934
INCREASE - AMOUNT (\$)		\$ 10,652,966		\$ 3,361,646
- PERCENT (%)		14.70%		4.04%
ANNUAL REVENUES PER CUSTOMER (IN \$)				
RESIDENTIAL	\$ 731	\$ 843	\$ 843	\$ 877
BUSINESS	\$ 2,077	\$ 2,372	\$ 2,372	\$ 2,469
MULTIPLE FAMILY	\$ 3,143	\$ 3,592	\$ 3,592	\$ 3,739
INDUSTRIAL	\$ 2,588	\$ 3,058	\$ 3,063	\$ 3,199
PUBLIC AUTHORITY	\$ 8,546	\$ 9,607	\$ 9,511	\$ 9,904
OTHER	\$ 2,660	\$ 3,144	\$ 3,144	\$ 3,271
IRRIGATION	\$ -	\$ -	\$ -	\$ -
RECYCLED	\$ -	\$ -	\$ -	\$ -
RESIDENTIAL FLAT	\$ 1,027	\$ 1,179	\$ 1,179	\$ 1,226

1. Revenue at Present Rates is calculated by applying the proposed sales and services for the test year to the rates in effect at the time the application is filed.

Employee Discount

WP4C3

101 - Bakersfield (BAK)

<u>Without Discount</u>	<u>Employee Discount</u>	<u>Total Billed to Employees</u>
\$39,300	-\$9,727	\$29,573

Deferred Revenue

WP4C6

101 - Bakersfield (BAK) - District

Other Revenues - Deferred Revenue

	<u>2018</u>	<u>2019</u>	<u>2020</u>	<u>2021</u>	<u>2022</u>
A BEGINNING OF YEAR BALANCE (PLEASE SEE "1" BELOW)	\$ 170,467	\$ 396,266	\$ 611,721	\$ 816,832	\$ 1,011,598
B ESTIMATED TAXABLE CIAC:					
TAXABLE STATE	\$ -	\$ -	\$ -	\$ -	\$ -
TAXABLE FEDERAL (EXCLUDING FIRE SERVICES)	\$ -	\$ -	\$ -	\$ -	\$ -
C ESTIMATED DEFERRED REVENUE FOR CIAC	\$ 258,605	\$ 258,605	\$ 258,605	\$ 258,605	\$ 258,605
D ESTIMATED AMORTIZATION:					
EXISTING BALANCE:					
2018	\$ 27,633				
2019		\$ 27,633			
2020			\$ 27,633		
2021				\$ 27,633	
2022					\$ 27,633
NEW ADDITIONS:					
2018 (AMORTIZATION RATE 1st YEAR = 2%)	\$ 5,172	\$ 10,344	\$ 10,344	\$ 10,344	\$ 10,344
2019 (AMORTIZATION RATE 2nd YEAR = 4%)		\$ 5,172	\$ 10,344	\$ 10,344	\$ 10,344
2020 (AMORTIZATION RATE 3rd YEAR= 4%)			\$ 5,172	\$ 10,344	\$ 10,344
2021 (AMORTIZATION RATE 4th YEAR = 4%)				\$ 5,172	\$ 10,344
2022 (AMORTIZATION RATE 5th YEAR = 4%)					\$ 5,172
TOTAL ESTIMATED AMORTIZATION	\$ 32,806	\$ 43,150	\$ 53,494	\$ 63,838	\$ 74,182
ESTIMATED ENDING BALANCE	<u>\$ 396,266</u>	<u>\$ 611,721</u>	<u>\$ 816,832</u>	<u>\$ 1,011,598</u>	<u>\$ 1,196,020</u>

¹Deferred Revenue as of Dec. 2017 170,467

Forecasted Taxable CIAC

Federal	\$ 1,116,374	\$ 1,116,374	\$ 1,116,374	\$ 1,116,374	\$ 1,116,374
State	\$ 1,116,374	\$ 1,116,374	\$ 1,116,374	\$ 1,116,374	\$ 1,116,374

Summary of O&M and A&G Expenses

Table5OMEX

101 - Bakersfield (BAK) - Scenario1

Summary of Earnings Key Description	Recorded					
	2012	2013	2014	2015	2016	2017
Oper Exp-Purchased Water	\$ 8,145,525.8	\$ 9,221,626.1	\$ 9,107,533.8	\$ 9,071,141.7	\$ 8,672,250.9	\$ 10,114,671.1
Oper Exp-Pump Tax	\$ 1,813,494.8	\$ 1,687,732.5	\$ 1,897,308.0	\$ 1,647,232.3	\$ 1,556,833.8	\$ 1,709,767.3
Oper Exp-Purchased Power	\$ 6,188,874.1	\$ 6,732,298.8	\$ 7,079,957.6	\$ 5,343,748.0	\$ 5,566,537.9	\$ 5,916,285.7
Oper Exp-Purchased Chemicals	\$ 1,002,736.3	\$ 849,165.6	\$ 790,903.8	\$ 567,793.0	\$ 758,219.1	\$ 816,937.7
Oper Exp-Payroll	\$ 3,472,059.2	\$ 3,182,495.9	\$ 3,049,332.5	\$ 3,299,248.9	\$ 3,369,036.7	\$ 3,594,852.2
Oper Exp-Postage	\$ 262,606.1	\$ 263,951.2	\$ 290,355.4	\$ 290,789.2	\$ 220,245.9	\$ 357,837.0
Oper Exp-Transportation	\$ 566,006.9	\$ 591,416.7	\$ 549,994.5	\$ 558,236.6	\$ 576,257.7	\$ 538,265.5
Oper Exp-Uncollectibles	\$ 477,948.8	\$ 418,812.3	\$ 531,395.0	\$ 604,658.6	\$ 685,317.6	\$ 471,242.1
Oper Exp-Conservation	\$ 353,762.6	\$ 882,286.8	\$ 316,885.5	\$ 768,418.6	\$ 533,812.2	\$ 824,454.8
Oper Exp-Purch Services - SS	\$ 2,209.1	\$ -	\$ -	\$ 138.7	\$ -	\$ 121.3
Oper Exp-Purch Services - PU	\$ 161,386.1	\$ 146,439.8	\$ 177,085.3	\$ 242,995.7	\$ 3,446,825.7	\$ 227,594.5
Oper Exp-Purch Services - WT	\$ 199,923.6	\$ 428,232.8	\$ 859,901.6	\$ 671,006.2	\$ 572,211.8	\$ 753,670.5
Oper Exp-Purch Services - TD	\$ 413,507.8	\$ 423,698.0	\$ 380,331.3	\$ 433,749.0	\$ 430,075.7	\$ 647,382.6
Oper Exp-Purch Services - CA	\$ 556,627.9	\$ 649,216.9	\$ 646,560.2	\$ 767,522.6	\$ 696,686.5	\$ 632,110.9
Oper Exp-Reserved	\$ -	\$ -	\$ -	\$ -	\$ -	\$ -
Oper Exp-Reserved	\$ -	\$ -	\$ -	\$ -	\$ -	\$ -
Total Operation Expenses	\$ 23,616,669.0	\$ 25,477,373.2	\$ 25,677,544.5	\$ 24,266,679.0	\$ 27,084,311.4	\$ 26,605,193.2
Maint Exp-Payroll	\$ 1,183,717.7	\$ 1,395,771.0	\$ 1,413,541.3	\$ 1,483,389.2	\$ 1,650,541.9	\$ 1,612,020.1
Maint Exp-Transportation	\$ 177,652.4	\$ 192,272.2	\$ 188,306.4	\$ 175,631.4	\$ 155,234.3	\$ 140,125.3
Maint Exp-Stores	\$ 327,790.6	\$ 285,032.6	\$ 270,516.4	\$ 213,885.9	\$ 146,008.8	\$ 133,471.1
Maint Exp-Contracted Maint	\$ 1,391,740.7	\$ 1,154,683.0	\$ 1,155,273.9	\$ 1,308,538.5	\$ 1,495,315.9	\$ 1,209,168.7
Maint Exp-Reserved	\$ -	\$ -	\$ -	\$ -	\$ -	\$ -
Maint Exp-Reserved	\$ -	\$ -	\$ -	\$ -	\$ -	\$ -
Total Maintenance Expenses	\$ 3,080,901.4	\$ 3,027,758.8	\$ 3,027,637.9	\$ 3,181,445.0	\$ 3,447,100.9	\$ 3,094,785.2
A&G Exp-Payroll	\$ 99,928.2	\$ 1,231,799.2	\$ 1,071,646.6	\$ 1,205,011.4	\$ 1,231,785.2	\$ 1,270,358.9
A&G Exp-Benefits	\$ 5,868,318.5	\$ 5,146,554.6	\$ 4,495,375.8	\$ 5,348,007.9	\$ 4,539,310.8	\$ 4,469,822.3
A&G Exp-Transportation	\$ -	\$ -	\$ -	\$ -	\$ -	\$ -
A&G Exp-Rents	\$ 6,600.0	\$ 6,600.0	\$ 6,850.0	\$ 6,600.0	\$ 9,881.1	\$ 6,600.0
A&G Exp-Admin Chgs Trf	\$ (1,057,246.0)	\$ (903,189.4)	\$ (955,365.5)	\$ (1,003,189.9)	\$ (1,033,548.7)	\$ (1,063,764.9)
A&G Exp-Workers Compensation	\$ 160,654.1	\$ 154,875.1	\$ 114,158.9	\$ 179,834.6	\$ 167,066.3	\$ 146,154.0
A&G Exp-Non-specifics	\$ 136,190.0	\$ (491,904.0)	\$ (257,377.8)	\$ (98,439.3)	\$ (45,910.0)	\$ (270,948.9)
Dues and Donations	\$ -	\$ -	\$ -	\$ -	\$ -	\$ -
Total A & G Expenses	\$ 5,214,444.9	\$ 5,144,735.5	\$ 4,475,288.1	\$ 5,637,824.7	\$ 4,868,584.6	\$ 4,558,221.5
Rate Case Allocated CSS-Operating Expenses	\$ -	\$ -	\$ -	\$ -	\$ -	\$ -
% Change	\$ -	\$ -	\$ -	\$ -	\$ -	\$ -
Acquisition Synergies	\$ -	\$ -	\$ -	\$ -	\$ -	\$ -
% Change	\$ -	\$ -	\$ -	\$ -	\$ -	\$ -
Total Operation, Maintenance and A&G Expenses	\$ 31,912,015.3	\$ 33,649,867.4	\$ 33,180,470.5	\$ 33,085,948.7	\$ 35,399,996.9	\$ 34,258,199.9

Summary of O&M and A&G Expenses

Table5OMEX

101 - Bakersfield (BAK) - Scenario1

Summary of Earnings Key Description	Expenses at Present Rates					Adopted Test Year 2017	Test Year 2020	Difference	% Change
	2018	2019	2020	2021	2022				
Oper Exp-Purchased Water	\$ 9,592,551.7	\$ 9,831,959.7	\$ 10,069,213.7	\$ 10,308,034.7	\$ 10,546,279.7	\$ 11,587,637.7	\$ 10,069,213.7	\$ (1,518,424.0)	-13.1%
Oper Exp-Pump Tax	\$ 2,354,765.9	\$ 2,326,665.8	\$ 2,284,988.5	\$ 2,267,735.9	\$ 2,249,846.5	\$ 1,542,500.0	\$ 2,284,988.5	\$ 742,488.5	48.1%
Oper Exp-Purchased Power	\$ 5,932,018.5	\$ 5,897,930.2	\$ 5,888,770.1	\$ 5,886,043.5	\$ 6,014,359.3	\$ 6,757,398.0	\$ 5,888,770.1	\$ (868,627.9)	-12.9%
Oper Exp-Purchased Chemicals	\$ 798,437.8	\$ 793,094.5	\$ 793,304.1	\$ 791,017.0	\$ 789,411.7	\$ 842,636.2	\$ 793,304.1	\$ (49,332.1)	-5.9%
Oper Exp-Payroll	\$ 3,770,937.1	\$ 3,907,523.8	\$ 4,010,096.3	\$ 4,115,361.3	\$ 4,210,014.7	\$ 3,399,000.0	\$ 4,010,096.3	\$ 611,096.3	18.0%
Oper Exp-Postage	\$ 366,693.6	\$ 369,330.5	\$ 371,967.4	\$ 374,559.7	\$ 377,369.3	\$ 298,200.0	\$ 371,967.4	\$ 73,767.4	24.7%
Oper Exp-Transportation	\$ 622,444.8	\$ 650,675.9	\$ 666,812.7	\$ 680,549.0	\$ 695,385.0	\$ 607,384.3	\$ 666,812.7	\$ 59,428.4	9.8%
Oper Exp-Uncollectibles	\$ 544,297.7	\$ 541,368.5	\$ 545,465.4	\$ 625,752.9	\$ 651,284.2	\$ 475,000.0	\$ 545,465.4	\$ 70,465.4	14.8%
Oper Exp-Conservation	\$ 648,762.0	\$ 648,762.0	\$ 794,195.0	\$ 794,195.0	\$ 794,195.0	\$ 648,762.0	\$ 794,195.0	\$ 145,433.0	22.4%
Oper Exp-Purch Services - SS	\$ 54.5	\$ 55.7	\$ 57.1	\$ 58.3	\$ 59.6	\$ 800.0	\$ 57.1	\$ (742.9)	-92.9%
Oper Exp-Purch Services - PU	\$ 223,200.5	\$ 228,289.4	\$ 233,951.0	\$ 238,770.4	\$ 243,975.6	\$ 203,600.0	\$ 233,951.0	\$ 30,351.0	14.9%
Oper Exp-Purch Services - WT	\$ 979,002.7	\$ 1,203,115.5	\$ 1,208,881.1	\$ 1,212,303.9	\$ 1,216,799.9	\$ 705,956.0	\$ 1,208,881.1	\$ 502,925.1	71.2%
Oper Exp-Purch Services - TD	\$ 507,618.5	\$ 519,192.2	\$ 532,068.2	\$ 543,028.8	\$ 554,866.8	\$ 461,700.0	\$ 532,068.2	\$ 70,368.2	15.2%
Oper Exp-Purch Services - CA	\$ 748,291.2	\$ 765,352.2	\$ 784,333.0	\$ 800,490.2	\$ 817,940.9	\$ 394,300.0	\$ 784,333.0	\$ 390,033.0	98.9%
Oper Exp-Reserved	\$ -	\$ -	\$ -	\$ -	\$ -	\$ -	\$ -	\$ -	0.0%
Oper Exp-Reserved	\$ -	\$ -	\$ -	\$ -	\$ -	\$ -	\$ -	\$ -	0.0%
Total Operation Expenses	\$ 27,089,076.5	\$ 27,683,316.0	\$ 28,184,103.5	\$ 28,637,900.7	\$ 29,161,788.0	\$ 27,924,874.2	\$ 28,184,103.5	\$ 259,229.3	0.9%
Maint Exp-Payroll	\$ 1,690,980.9	\$ 1,752,229.7	\$ 1,798,225.7	\$ 1,845,429.1	\$ 1,887,874.0	\$ 1,574,000.0	\$ 1,798,225.7	\$ 224,225.7	14.2%
Maint Exp-Transportation	\$ 189,321.9	\$ 197,293.3	\$ 202,186.2	\$ 206,351.2	\$ 210,849.7	\$ 195,692.5	\$ 202,186.2	\$ 6,493.7	3.3%
Maint Exp-Stores	\$ 235,556.1	\$ 240,926.8	\$ 246,901.8	\$ 251,988.0	\$ 257,481.3	\$ 376,800.0	\$ 246,901.8	\$ (129,898.2)	-34.5%
Maint Exp-Contracted Maint	\$ 1,723,662.9	\$ 1,737,345.2	\$ 1,762,677.9	\$ 1,792,737.3	\$ 1,831,819.0	\$ 1,829,271.3	\$ 1,762,677.9	\$ (66,593.4)	-3.6%
Maint Exp-Reserved	\$ -	\$ -	\$ -	\$ -	\$ -	\$ -	\$ -	\$ -	0.0%
Maint Exp-Reserved	\$ -	\$ -	\$ -	\$ -	\$ -	\$ -	\$ -	\$ -	0.0%
Total Maintenance Expenses	\$ 3,839,521.8	\$ 3,927,794.9	\$ 4,009,991.6	\$ 4,096,505.7	\$ 4,188,024.0	\$ 3,975,763.8	\$ 4,009,991.6	\$ 34,227.8	0.9%
A&G Exp-Payroll	\$ 1,332,584.3	\$ 1,380,851.7	\$ 1,417,099.1	\$ 1,454,297.9	\$ 1,487,746.8	\$ 1,134,100.0	\$ 1,417,099.1	\$ 282,999.1	25.0%
A&G Exp-Benefits	\$ 5,431,870.2	\$ 4,165,189.6	\$ 4,162,803.2	\$ 4,023,251.4	\$ 3,883,699.6	\$ 4,065,316.7	\$ 4,162,803.2	\$ 97,486.5	2.4%
A&G Exp-Transportation	\$ -	\$ -	\$ -	\$ -	\$ -	\$ -	\$ -	\$ -	0.0%
A&G Exp-Rents	\$ 9,881.1	\$ 9,881.1	\$ 9,881.1	\$ 9,881.1	\$ 9,881.1	\$ 7,400.0	\$ 9,881.1	\$ 2,481.1	33.5%
A&G Exp-Admin Chgs Trf	\$ (1,091,117.2)	\$ (1,119,759.0)	\$ (1,149,152.7)	\$ (1,179,317.9)	\$ (1,210,275.0)	\$ (1,041,451.3)	\$ (1,149,152.7)	\$ (107,701.4)	10.3%
A&G Exp-Workers Compensation	\$ 166,302.8	\$ 166,798.0	\$ 179,530.7	\$ 190,070.5	\$ 199,195.6	\$ 199,746.5	\$ 179,530.7	\$ (20,215.8)	-10.1%
A&G Exp-Non-specifics	\$ (264,511.0)	\$ (270,541.9)	\$ (277,251.3)	\$ (282,962.7)	\$ (289,131.3)	\$ (402,873.5)	\$ (277,251.3)	\$ 125,622.2	-31.2%
Dues and Donations	\$ (3,048.0)	\$ (3,117.5)	\$ (3,194.8)	\$ (3,260.6)	\$ (3,331.7)	\$ (550.0)	\$ (3,194.8)	\$ (2,644.8)	480.9%
Total A & G Expenses	\$ 5,581,962.2	\$ 4,329,302.0	\$ 4,339,715.2	\$ 4,211,959.6	\$ 4,077,785.0	\$ 3,961,688.4	\$ 4,339,715.2	\$ 378,026.8	9.5%
Rate Case Allocated CSS-Operating Expenses	\$ -	\$ -	\$ -	\$ -	\$ -	\$ -	\$ -	\$ -	0.0%
% Change	\$ -	\$ -	\$ -	\$ -	\$ -	\$ -	\$ -	\$ -	0.0%
Acquisition Synergies	\$ -	\$ -	\$ -	\$ -	\$ -	\$ -	\$ -	\$ -	0.0%
% Change	\$ -	\$ -	\$ -	\$ -	\$ -	\$ -	\$ -	\$ -	0.0%
Total Operation, Maintenance and A&G Expenses	\$ 36,510,560.5	\$ 35,940,413.0	\$ 36,533,810.3	\$ 36,946,366.0	\$ 37,427,597.0	\$ 35,862,326.4	\$ 36,533,810.3	\$ 671,483.9	1.9%

Summary of O&M and A&G Expenses

Table5OMEX

101 - Bakersfield (BAK) - Scenario1

Summary of Earnings Key Description	Recorded					
	2012	2013	2014	2015	2016	2017
Minimum Data Requirements						
A&G Payroll Expense	\$ 99,928.2	\$ 1,231,799.2	\$ 1,071,646.6	\$ 1,205,011.4	\$ 1,231,785.2	\$ 1,270,358.9
Operating Payroll Expense	\$ 3,472,059.2	\$ 3,182,495.9	\$ 3,049,332.5	\$ 3,299,248.9	\$ 3,369,036.7	\$ 3,594,852.2
Maintenance Payroll Expense	\$ 1,183,717.7	\$ 1,395,771.0	\$ 1,413,541.3	\$ 1,483,389.2	\$ 1,650,541.9	\$ 1,612,020.1
Capitalized Payroll (based on actual capital ratio per Year)	\$ 1,093,812.2	\$ 1,278,214.5	\$ 1,217,594.5	\$ 1,437,035.9	\$ 1,687,868.2	\$ 1,878,397.0
Total Payroll	\$ 5,849,517.2	\$ 7,088,280.5	\$ 6,752,114.9	\$ 7,424,685.4	\$ 7,939,232.0	\$ 8,355,628.2
A&G Transportation Expense	\$ -	\$ -	\$ -	\$ -	\$ -	\$ -
Operation Transportation Expense	\$ 566,006.9	\$ 591,416.7	\$ 549,994.5	\$ 558,236.6	\$ 576,257.7	\$ 538,265.5
Maintenance Transportation Expense	\$ 177,652.4	\$ 192,272.2	\$ 188,306.4	\$ 175,631.4	\$ 155,234.3	\$ 140,125.3
Total Transportation Expense	\$ 743,659.3	\$ 783,688.9	\$ 738,300.9	\$ 733,868.0	\$ 731,492.0	\$ 678,390.8
Total Revenues - Present Rates	\$ 65,938,760	\$ 70,538,672	\$ 74,725,106	\$ 70,493,638	\$ 70,287,741	\$ 75,408,085
Uncollectibles % - Present Rates	0.7248%	0.5937%	0.7111%	0.8577%	0.9750%	0.6249%
5 Year Average Uncollectibles %						0.753%
# of Customers	68,189	68,454	68,972	69,540	69,996	70,378
Total Operations Expenses	\$ 23,616,669	\$ 25,477,373	\$ 25,677,544	\$ 24,266,679	\$ 27,084,311	\$ 26,605,193
% Change in Total Operatons Expense		7.9%	0.8%	-5.5%	11.6%	-1.8%
Total Operations Expense Per Customer	\$ 346.3	\$ 372.2	\$ 372.3	\$ 349.0	\$ 386.9	\$ 378.0
% Change in Total Operations Expense Per Customer		7.5%	0.0%	-6.3%	10.9%	-2.3%
Total Maintenance Expenses	\$ 3,080,901.4	\$ 3,027,758.8	\$ 3,027,637.9	\$ 3,181,445.0	\$ 3,447,100.9	\$ 3,094,785.2
% Change in Total Maintenance Expense		-1.7%	0.0%	5.1%	8.4%	-10.2%
Total Maintenance Expense Per Customer	\$ 45.2	\$ 44.2	\$ 43.9	\$ 45.8	\$ 49.2	\$ 44.0
% Change in Total Maintenance Expense Per Customer		-2.1%	-0.8%	4.2%	7.6%	-10.7%
Total A&G Expenses	\$ 5,214,444.9	\$ 5,144,735.5	\$ 4,475,288.1	\$ 5,637,824.7	\$ 4,868,584.6	\$ 4,558,221.5
% Change in Total A&G Expense		-1.3%	-13.0%	26.0%	-13.6%	-6.4%
Total A&G Expense Per Customer (\$'s)	\$ 76.5	\$ 75.2	\$ 64.9	\$ 81.1	\$ 69.6	\$ 64.8
% Change in Total A&G Expense Per Customer		-1.7%	-13.7%	24.9%	-14.2%	-6.9%
Total # of Employees - BAK		123	122	129	131	141
% Change in District Employees		0.0%	-0.8%	5.7%	1.6%	7.6%
Employees Per 1,000 Customers	0.0	1.8	1.8	1.9	1.9	2.0
% Change in District Employees Per 1,000 Customers		0.0%	-1.6%	4.9%	0.9%	7.0%
Employees Payroll Exp Per 1,000 Customers	85,783.9	103,548.8	97,896.5	106,769.3	113,424.9	118,725.0
% Change in Employees Total Payroll Expenses		21.2%	-4.7%	10.0%	6.9%	5.2%
% Change in Employees Payroll Exp. Per 1,000 Customer		20.7%	-5.5%	9.1%	6.2%	4.7%
% Change in Capitalized Payroll		16.9%	-4.7%	18.0%	17.5%	11.3%
% Change in expensed Payroll		22.2%	-4.7%	8.2%	4.4%	3.6%
For CSS Only						
Supervisory, Managerial and Exec Employees		0	0	0	0	0
Supervisory, Managerial and Exec Employees Per Thousand Customers		0.00	0.00	0.00	0.00	0.00

Summary of O&M and A&G Expenses

Table5OMEX

101 - Bakersfield (BAK) - Scenario1

Summary of Earnings Key Description	Projected					Adopted TY	Proposed TY
	2018	2019	2020	2021	2022	2017	2020
Minimum Data Requirements							
A&G Payroll Expense	\$ 1,332,584.3	\$ 1,380,851.7	\$ 1,417,099.1	\$ 1,454,297.9	\$ 1,487,746.8	\$ 1,134,100.0	\$ 1,417,099.1
Operating Payroll Expense	\$ 3,770,937.1	\$ 3,907,523.8	\$ 4,010,096.3	\$ 4,115,361.3	\$ 4,210,014.7	\$ 3,399,000.0	\$ 4,010,096.3
Maintenance Payroll Expense	\$ 1,690,980.9	\$ 1,752,229.7	\$ 1,798,225.7	\$ 1,845,429.1	\$ 1,887,874.0	\$ 1,574,000.0	\$ 1,798,225.7
Capitalized Payroll (based on actual capital ratio per Year)	\$ 1,800,543.1	\$ 1,865,760.4	\$ 1,914,736.6	\$ 1,964,998.4	\$ 2,010,193.4	\$ 1,618,381.5	\$ 1,914,736.6
Total Payroll	\$ 8,595,045.4	\$ 8,906,365.6	\$ 9,140,157.7	\$ 9,380,086.8	\$ 9,595,828.8	\$ 7,725,481.5	\$ 9,140,157.7
A&G Transportation Expense	\$ -	\$ -	\$ -	\$ -	\$ -	\$ -	\$ -
Operation Transportation Expense	\$ 622,444.8	\$ 650,675.9	\$ 666,812.7	\$ 680,549.0	\$ 695,385.0	\$ 607,384.3	\$ 666,812.7
Maintenance Transportation Expense	\$ 189,321.9	\$ 197,293.3	\$ 202,186.2	\$ 206,351.2	\$ 210,849.7	\$ 195,692.5	\$ 202,186.2
Total Transportation Expense	\$ 811,766.7	\$ 847,969.2	\$ 868,998.8	\$ 886,900.2	\$ 906,234.6	\$ 803,076.8	\$ 868,998.8
Total Revenues - Present Rates	\$ 72,330,831	\$ 71,941,583	\$ 72,486,008	\$ 83,155,287	\$ 86,548,101	\$ 75,142,092	\$ 72,486,008
Uncollectibles % - Present Rates	0.7525%	0.7525%	0.7525%	0.7525%	0.7525%	0.6321%	0.7525%
5 Year Average Uncollectibles %							
# of Customers	70,770	71,181	71,698	72,210	72,723	70,819	71,697.8
Total Operations Expenses	\$ 27,089,077	\$ 27,683,316	\$ 28,184,104	\$ 28,637,901	\$ 29,161,788	\$ 27,924,874	\$ 28,184,104
% Change in Total Operations Expense	1.8%	2.2%	1.8%	1.6%	1.8%	7.5%	1.8%
Total Operations Expense Per Customer	\$ 382.8	\$ 388.9	\$ 393.1	\$ 396.6	\$ 401.0	\$ 394.3	\$ 393.1
% Change in Total Operations Expense Per Customer	1.3%	1.6%	1.1%	0.9%	1.1%	6.5%	1.1%
Total Maintenance Expenses	\$ 3,839,521.8	\$ 3,927,794.9	\$ 4,009,991.6	\$ 4,096,505.7	\$ 4,188,024.0	\$ 3,975,763.8	\$ 4,009,991.6
% Change in Total Maintenance Expense	24.1%	2.3%	2.1%	2.2%	2.2%	2.5%	2.1%
Total Maintenance Expense Per Customer	\$ 54.3	\$ 55.2	\$ 55.9	\$ 56.7	\$ 57.6	\$ 56.1	\$ 55.9
% Change in Total Maintenance Expense Per Customer	23.4%	1.7%	1.4%	1.4%	1.5%	1.6%	0.0
Total A&G Expenses	\$ 5,581,962.2	\$ 4,329,302.0	\$ 4,339,715.2	\$ 4,211,959.6	\$ 4,077,785.0	\$ 4,053,293.3	\$ 4,339,715.2
% Change in Total A&G Expense	22.5%	-22.4%	0.2%	-2.9%	-3.2%	-14.6%	0.2%
Total A&G Expense Per Customer (\$'s)	\$ 78.9	\$ 60.8	\$ 60.5	\$ 58.3	\$ 56.1	\$ 57.2	\$ 60.5
% Change in Total A&G Expense Per Customer	21.8%	-22.9%	-0.5%	-3.6%	-3.9%	-15.4%	-0.5%
Total # of Employees - BAK	142	143	143	143	143	124	143.0
% Change in District Employees	0.7%	0.7%	0.0%	0.0%	0.0%	0.0%	0.0%
Employees Per 1,000 Customers	2.0	2.0	2.0	2.0	2.0	1.8	2.0
% Change in District Employees Per 1,000 Customers	0.2%	0.1%	-0.7%	-0.7%	-0.7%	-0.9%	-0.7%
Employees Payroll Exp Per 1,000 Customers	121,449.9	125,122.8	127,481.7	129,899.6	131,950.9	86,235	127,481.7
% Change in Employees Total Payroll Expenses	2.9%	3.6%	2.6%	2.6%	2.3%	2.6%	2.6%
% Change in Employees Payroll Exp. Per 1,000 Customer	2.3%	3.0%	1.9%	1.9%	1.6%	1.7%	1.9%
% Change in Capitalized Payroll	-4.1%	3.6%	2.6%	2.6%	2.3%	2.6%	2.6%
% Change in expensed Payroll	4.9%	3.6%	2.6%	2.6%	2.3%	2.6%	2.6%
For CSS Only							
Supervisory, Managerial and Exec Employees	0	0	0	0	0	0	0.0
Supervisory, Managerial and Exec Employees Per Thousand Customers	0.00	0.00	0.00	0.00	0.00	0.00	0.00

Summary of O&M and A&G Expenses

Table5OMEX

101 - Bakersfield (BAK) - Scenario1

Summary of Earnings Key Description	Per 1,000 Customers						Per 1,000 Customers					
	Recorded						Projected					
	2012	2013	2014	2015	2016	2017	2018	2019	2020	2021	2022	
Oper Exp-Purchased Water	\$ 119,455.1	\$ 134,713.7	\$ 132,046.8	\$ 130,445.9	\$ 123,897.3	\$ 143,719.2	\$ 135,544.9	\$ 138,126.2	\$ 140,439.6	\$ 142,750.2	\$ 145,020.4	
Oper Exp-Pump Tax	\$ 26,595.1	\$ 24,655.2	\$ 27,508.4	\$ 23,687.7	\$ 22,241.9	\$ 24,294.1	\$ 33,273.4	\$ 32,686.6	\$ 31,869.7	\$ 31,404.6	\$ 30,937.3	
Oper Exp-Purchased Power	\$ 90,760.6	\$ 98,348.5	\$ 102,649.7	\$ 76,844.8	\$ 79,527.1	\$ 84,064.4	\$ 83,820.8	\$ 82,858.2	\$ 82,133.2	\$ 81,512.5	\$ 82,702.6	
Oper Exp-Purchased Chemicals	\$ 14,705.3	\$ 12,405.0	\$ 11,467.0	\$ 8,165.0	\$ 10,832.4	\$ 11,607.9	\$ 11,282.1	\$ 11,141.9	\$ 11,064.6	\$ 10,954.4	\$ 10,855.1	
Oper Exp-Payroll	\$ 50,918.2	\$ 46,491.4	\$ 44,211.2	\$ 47,444.2	\$ 48,132.2	\$ 51,079.2	\$ 53,284.2	\$ 54,895.6	\$ 55,930.5	\$ 56,991.4	\$ 57,891.3	
Oper Exp-Postage	\$ 3,851.1	\$ 3,855.9	\$ 4,209.8	\$ 4,181.6	\$ 3,146.6	\$ 5,084.5	\$ 5,181.5	\$ 5,188.6	\$ 5,188.0	\$ 5,187.1	\$ 5,189.2	
Oper Exp-Transportation	\$ 8,300.6	\$ 8,639.7	\$ 7,974.2	\$ 8,027.6	\$ 8,232.8	\$ 7,648.2	\$ 8,795.3	\$ 9,141.1	\$ 9,300.3	\$ 9,424.5	\$ 9,562.1	
Oper Exp-Uncollectibles	\$ 7,009.2	\$ 6,118.2	\$ 7,704.5	\$ 8,695.2	\$ 9,790.9	\$ 6,695.9	\$ 7,691.0	\$ 7,605.5	\$ 7,607.8	\$ 8,665.7	\$ 8,955.7	
Oper Exp-Conservation	\$ 5,188.0	\$ 12,888.8	\$ 4,594.4	\$ 11,050.1	\$ 7,626.4	\$ 11,714.7	\$ 9,167.2	\$ 9,114.3	\$ 11,077.0	\$ 10,998.4	\$ 10,920.9	
Oper Exp-Purch Services - SS	\$ 32.4	\$ -	\$ -	\$ 2.0	\$ -	\$ 1.7	\$ 0.8	\$ 0.8	\$ 0.8	\$ 0.8	\$ 0.8	
Oper Exp-Purch Services - PU	\$ 2,366.7	\$ 2,139.3	\$ 2,567.5	\$ 3,494.4	\$ 49,243.5	\$ 3,233.9	\$ 3,153.9	\$ 3,207.2	\$ 3,263.0	\$ 3,306.6	\$ 3,354.9	
Oper Exp-Purch Services - WT	\$ 2,931.9	\$ 6,255.8	\$ 12,467.4	\$ 9,649.3	\$ 8,175.0	\$ 10,708.9	\$ 13,833.5	\$ 16,902.2	\$ 16,860.8	\$ 16,788.5	\$ 16,732.0	
Oper Exp-Purch Services - TD	\$ 6,064.1	\$ 6,189.6	\$ 5,514.3	\$ 6,237.4	\$ 6,144.3	\$ 9,198.6	\$ 7,172.8	\$ 7,294.0	\$ 7,421.0	\$ 7,520.1	\$ 7,629.9	
Oper Exp-Purch Services - CA	\$ 8,163.0	\$ 9,484.1	\$ 9,374.2	\$ 11,037.2	\$ 9,953.3	\$ 8,981.7	\$ 10,573.5	\$ 10,752.2	\$ 10,939.4	\$ 11,085.5	\$ 11,247.4	
Oper Exp-Reserved	\$ -	\$ -	\$ -	\$ -	\$ -	\$ -	\$ -	\$ -	\$ -	\$ -	\$ -	
Oper Exp-Reserved	\$ -	\$ -	\$ -	\$ -	\$ -	\$ -	\$ -	\$ -	\$ -	\$ -	\$ -	
Total Operation Expenses	\$ 346,341.3	\$ 372,185.1	\$ 372,289.4	\$ 348,962.5	\$ 386,943.6	\$ 378,032.8	\$ 382,774.8	\$ 388,914.5	\$ 393,095.7	\$ 396,590.4	\$ 400,999.5	
Maint Exp-Payroll	\$ 17,359.4	\$ 20,390.1	\$ 20,494.4	\$ 21,331.6	\$ 23,580.7	\$ 22,905.2	\$ 23,893.9	\$ 24,616.5	\$ 25,080.6	\$ 25,556.3	\$ 25,959.9	
Maint Exp-Transportation	\$ 2,605.3	\$ 2,808.8	\$ 2,730.2	\$ 2,525.6	\$ 2,217.8	\$ 1,991.0	\$ 2,675.2	\$ 2,771.7	\$ 2,820.0	\$ 2,857.6	\$ 2,899.4	
Maint Exp-Stores	\$ 4,807.1	\$ 4,163.9	\$ 3,922.1	\$ 3,075.7	\$ 2,086.0	\$ 1,896.5	\$ 3,328.5	\$ 3,384.7	\$ 3,443.6	\$ 3,489.6	\$ 3,540.6	
Maint Exp-Contracted Maint	\$ 20,410.0	\$ 16,868.1	\$ 16,749.9	\$ 18,817.2	\$ 21,363.0	\$ 17,181.1	\$ 24,355.7	\$ 24,407.4	\$ 24,584.8	\$ 24,826.6	\$ 25,189.1	
Maint Exp-Reserved	\$ -	\$ -	\$ -	\$ -	\$ -	\$ -	\$ -	\$ -	\$ -	\$ -	\$ -	
Maint Exp-Reserved	\$ -	\$ -	\$ -	\$ -	\$ -	\$ -	\$ -	\$ -	\$ -	\$ -	\$ -	
Total Maintenance Expenses	\$ 45,181.8	\$ 44,230.9	\$ 43,896.6	\$ 45,750.2	\$ 49,247.5	\$ 43,973.8	\$ 54,253.3	\$ 55,180.4	\$ 55,929.1	\$ 56,730.2	\$ 57,588.9	
A&G Exp-Payroll	\$ 1,465.5	\$ 17,994.7	\$ 15,537.4	\$ 17,328.4	\$ 17,598.1	\$ 18,050.5	\$ 18,829.7	\$ 19,399.2	\$ 19,764.9	\$ 20,139.8	\$ 20,457.8	
A&G Exp-Benefits	\$ 86,059.6	\$ 75,183.2	\$ 65,176.8	\$ 76,906.0	\$ 64,851.5	\$ 63,511.6	\$ 76,753.6	\$ 58,515.5	\$ 58,060.4	\$ 55,715.8	\$ 53,404.2	
A&G Exp-Transportation	\$ -	\$ -	\$ -	\$ -	\$ -	\$ -	\$ -	\$ -	\$ -	\$ -	\$ -	
A&G Exp-Rents	\$ 96.8	\$ 96.4	\$ 99.3	\$ 94.9	\$ 141.2	\$ 93.8	\$ 139.6	\$ 138.8	\$ 137.8	\$ 136.8	\$ 135.9	
A&G Exp-Admin Chgs Trf	\$ (15,504.6)	\$ (13,194.2)	\$ (13,851.5)	\$ (14,426.2)	\$ (14,765.9)	\$ (15,115.0)	\$ (15,417.7)	\$ (15,731.2)	\$ (16,027.7)	\$ (16,331.7)	\$ (16,642.3)	
A&G Exp-Workers Compensation	\$ 2,356.0	\$ 2,262.5	\$ 1,655.1	\$ 2,586.1	\$ 2,386.8	\$ 2,076.7	\$ 2,349.9	\$ 2,343.3	\$ 2,504.0	\$ 2,632.2	\$ 2,739.1	
A&G Exp-Non-specifics	\$ 1,997.2	\$ (7,186.0)	\$ (3,731.6)	\$ (1,415.6)	\$ (655.9)	\$ (3,849.9)	\$ (3,737.6)	\$ (3,800.8)	\$ (3,866.9)	\$ (3,918.6)	\$ (3,975.8)	
Dues and Donations	\$ -	\$ -	\$ -	\$ -	\$ -	\$ -	\$ (43.1)	\$ (43.8)	\$ (44.6)	\$ (45.2)	\$ (45.8)	
Total A & G Expenses	\$ 76,470.5	\$ 75,156.6	\$ 64,885.6	\$ 81,073.7	\$ 69,555.7	\$ 64,767.7	\$ 78,874.4	\$ 60,821.1	\$ 60,527.9	\$ 58,329.1	\$ 56,073.0	
Rate Case Allocated CSS-Operating Expenses	\$ -	\$ -	\$ -	\$ -	\$ -	\$ -	\$ -	\$ -	\$ -	\$ -	\$ -	
% Change												
Acquisition Synergies	\$ -	\$ -	\$ -	\$ -	\$ -	\$ -	\$ -	\$ -	\$ -	\$ -	\$ -	
% Change												
Total Operation, Maintenance and A&G Expenses	\$ 467,993.6	\$ 491,572.6	\$ 481,071.6	\$ 475,786.4	\$ 505,746.8	\$ 486,774.3	\$ 515,902.5	\$ 504,916.0	\$ 509,552.7	\$ 511,649.7	\$ 514,661.5	

O&M and A&G Adjustments

Adjustments

101 - Bakersfield (BAK) - Scenario1

CH05O&M RO, WS3					CH05O&M RO, IN_Proj O&M Adj														
SOE Key	SOE Description	Unique Identifier	Adjustment Description	Escalated Forecast - Unadjusted					Forecast Adjustments					Feeder File Link	Escalated Forecast - Adjusted				
				2018	2019	2020	2021	2022	2018	2019	2020	2021	2022		2018	2019	2020	2021	2022
SOE01-01	Oper Exp-Purchased Water	101-SOE01-01	Project purchased water using current PW rates	10,197,233	10,429,730	10,688,388	10,908,569	11,146,375	(604,682)	(597,771)	(619,174)	(600,534)	(600,096)	CH05_OM_FDR_Purchased Water.xlsb	9,592,552	9,831,960	10,069,214	10,308,035	10,546,280
SOE01-02	Oper Exp-Pump Tax	101-SOE01-02	Project Pump Tax using projected cost/CCF	1,881,993	1,924,903	1,972,640	2,013,277	2,057,166	472,773	401,763	312,348	254,459	192,680	CH05_OM_FDR_Pump Tax.xlsb	2,354,766	2,326,666	2,284,988	2,267,736	2,249,846
SOE01-03	Oper Exp-Purchased Power	101-SOE01-03	Project purchased power	6,808,793	6,964,033	7,136,741	7,283,758	7,442,544	(876,774)	(1,066,103)	(1,247,971)	(1,397,714)	(1,428,185)	CH05_OM_FDR_Purchased Power.xlsb	5,932,018	5,897,930	5,888,770	5,886,044	6,014,359
SOE01-04	Oper Exp-Purchased Chemicals	101-SOE01-04	Project purchased Chemicals using Set Uncollectible to zero, refer to	838,833	857,958	879,236	897,348	916,910	(40,395)	(64,864)	(85,931)	(106,331)	(127,498)	CH05_OM_FDR_Purchased Chemicals.xlsb	798,438	793,095	793,304	791,017	789,412
SOE01-08	Oper Exp-Uncollectibles	101-SOE01-08		596,039	609,629	624,748	637,618	651,518	(596,039)	(609,629)	(624,748)	(637,618)	(651,518)	CH05_OM_FDR_Uncollectibles.xlsb	-	-	-	-	-
SOE01-05	Oper Exp-Payroll	101-SOE01-05	Oper Exp-Payroll Adjustment	3,588,342	3,682,536	3,779,203	3,878,407	3,980,215	182,595	224,988	230,894	236,955	229,800	0	3,770,937	3,907,524	4,010,096	4,115,361	4,210,015
SOE02-01	Maint Exp-Payroll	101-SOE02-01	Maint Exp-Payroll Adjustment	1,642,759	1,685,881	1,730,135	1,775,551	1,822,160	48,222	66,349	68,090	69,878	65,714	0	1,690,981	1,752,230	1,798,226	1,845,429	1,887,874
SOE03-01	A&G Exp-Payroll	101-SOE03-01	A&G Exp-Payroll Adjustment	1,308,542	1,342,891	1,378,142	1,414,318	1,451,444	24,042	37,960	38,957	39,980	36,303	CH05_OM_FDR_Payroll.xlsb	1,332,584	1,380,852	1,417,099	1,454,298	1,487,747
SOE03-02	A&G Exp-Benefits	101-SOE03-02	Projected Benefits Expense	5,306,980	5,427,979	5,562,593	5,677,182	5,800,945	124,890	(1,262,790)	(1,399,790)	(1,653,931)	(1,917,245)	0	5,431,870	4,165,190	4,162,803	4,023,251	3,883,700
SOE02-04	Maint Exp-Contracted Maint	101-SOE02-04	Project Contract Maint using	1,392,143	1,423,883	1,459,196	1,489,255	1,521,721	331,520	313,462	303,482	303,482	310,098	0	1,723,663	1,737,345	1,762,678	1,792,737	1,831,819
SOE01-06	Oper Exp-Postage	101-SOE01-06	Project Postage Exp	313,614	320,765	328,720	335,491	342,805	53,079	48,566	43,248	39,069	34,564	0	366,694	369,330	371,967	374,560	377,369
SOE01-12	Oper Exp-Purch Services - WT	101-SOE01-12	South Bakersfield Treatment Plant	723,797	740,300	758,659	774,288	791,167	255,206	462,816	450,222	438,016	425,633	0	979,003	1,203,115	1,208,881	1,212,304	1,216,800
SOE01-11	Oper Exp-Purch Services - PU	101-SOE01-11	Reverse Accounting Write off of SBK from Recorded Expenses	907,725	928,421	951,446	971,045	992,214	(684,524)	(700,131)	(717,495)	(732,275)	(748,239)	0	223,200	228,289	233,951	238,770	243,976
SOE03-04	A&G Exp-Rents	101-SOE03-04	Project Rent using 2017 as base plus adjustment	8,048	8,231	8,436	8,609	8,797	1,833	1,650	1,446	1,272	1,084	0	9,881	9,881	9,881	9,881	9,881
SOE01-07	Oper Exp-Transportation	101-SOE01-07	Oper Exp-Transportation Adjustment	622,445	636,637	652,425	665,865	680,381	-	14,039	14,388	14,684	15,004	0	622,445	650,676	666,813	680,549	695,385
SOE02-02	Maint Exp-Transportation	101-SOE02-02	Maint Exp-Transportation Adjustment	189,322	193,638	198,441	202,529	206,944	-	3,655	3,745	3,823	3,906	0	189,322	197,293	202,186	206,351	210,850
SOE03-03	A&G Exp-Transportation	101-SOE03-03	A&G Exp-Transportation Adjustment	0	0	0	0	0	-	-	-	-	-	0	-	-	-	-	-
SOE03-06	A&G Exp-Workers Compensation	101-SOE03-06	Projected Workers Comp Expense	167,632	171,454	175,706	179,325	183,234	(1,329)	(4,656)	3,825	10,745	15,961	0	166,303	166,798	179,531	190,070	199,196
SOE03-05	A&G Exp-Admin Chgs Trf	101-SOE03-05	Projected Admin Transfer Charges	(1,092,199)	(1,117,101)	(1,144,805)	(1,168,388)	(1,193,859)	1,082	(2,658)	(4,348)	(10,930)	(16,416)	0	(1,091,117)	(1,119,759)	(1,149,153)	(1,179,318)	(1,210,275)
SOE01-09	Oper Exp-Conservation	101-SOE01-09	Project Conservation Exp using	731,839	748,525	767,088	782,890	799,957	(83,077)	(99,763)	27,107	11,305	(5,762)	CH05_OM_FDR_Conservation.xlsb	648,762	648,762	794,195	794,195	794,195
SOE03-08	A&G Exp-Dues and Donations	101-SOE03-08	Project Adjustments on Dues and	0	0	0	0	0	(3,048)	(3,117)	(3,195)	(3,261)	(3,332)	CH05_OM_FDR_Dues and Donations.xlsb	(3,048)	(3,117)	(3,195)	(3,261)	(3,332)
0																			
0																			
0																			
0																			
0																			
0																			
0																			
0																			
0																			
0																			
0																			
0																			
0																			
0																			
0																			
0																			
0																			
0																			

Payroll Expense Estimate

WP5B1

101 - Bakersfield (BAK) - District

		Estimated Total Payroll Expenses				
		2017	2018	2019	2020	2021
	%TOTAL					
RECORDED (with Adjustments)		\$ 6,448,609.5				
FACTORS*			1.031	1.026	1.026	1.026
ESTIMATED		\$ 6,794,502.3	\$ 7,040,605.2	\$ 7,225,421.1	\$ 7,415,088.4	
OPERATION	55.50%	\$ 3,594,852.2	\$ 3,770,937.1	\$ 3,907,523.8	\$ 4,010,096.3	\$ 4,115,361.3
MAINTENANCE	24.89%	\$ 1,612,020.1	\$ 1,690,980.9	\$ 1,752,229.7	\$ 1,798,225.7	\$ 1,845,429.1
A&G	19.61%	\$ 1,270,358.9	\$ 1,332,584.3	\$ 1,380,851.7	\$ 1,417,099.1	\$ 1,454,297.9
	100.00%	\$ 6,477,231.2	\$ 6,794,502.3	\$ 7,040,605.2	\$ 7,225,421.1	\$ 7,415,088.4
TOTAL						
ADDED PERSONNEL (COUNT)			1.0	1.0	0.0	0.0
ADJUSTMENTS (SEE CALCULATION BELOW)**		\$ 145,985.9	\$ 67,747.2	\$ 0.0	\$ 0.0	
ESTIMATED PAYROLL						
OPERATION		\$ 3,770,937.1	\$ 3,907,523.8	\$ 4,010,096.3	\$ 4,115,361.3	
MAINTENANCE		\$ 1,690,980.9	\$ 1,752,229.7	\$ 1,798,225.7	\$ 1,845,429.1	
A&G		\$ 1,332,584.3	\$ 1,380,851.7	\$ 1,417,099.1	\$ 1,454,297.9	
TOTAL		\$ 6,794,502.3	\$ 7,040,605.2	\$ 7,225,421.1	\$ 7,415,088.4	
Payroll Adjustments		\$ (28,621.7)	\$ 145,985.9	\$ 67,747.2	\$ -	\$ -
Adjustment in 2017 Payroll		\$ (28,621.7)				
New Complement additions		\$ 67,747.2	\$ 67,747.2	\$ -	\$ -	
Synergy Adjustments		\$ -	\$ -	\$ -	\$ -	
Union Negotiation Adjustment		\$ 78,238.7	\$ -	\$ -	\$ -	
New Requests:						
Additional Headcount			1	1	0	0
Additional Payroll		\$ 67,747.2	\$ 67,747.2	\$ -	\$ -	
		\$ 67,747.2	\$ 67,747.2	\$ -	\$ -	
Recorded Payroll						
		2013	2014	2015	2016	2017
Operation		\$ 3,182,495.9	\$ 3,049,332.5	\$ 3,299,248.9	\$ 3,369,036.7	\$ 3,594,852.2
Maintenance		\$ 1,395,771.0	\$ 1,413,541.3	\$ 1,483,389.2	\$ 1,650,541.9	\$ 1,612,020.1
A&G		\$ 1,231,799.2	\$ 1,071,646.6	\$ 1,205,011.4	\$ 1,231,785.2	\$ 1,270,358.9
Total		\$ 5,810,066.0	\$ 5,534,520.4	\$ 5,987,649.5	\$ 6,251,363.8	\$ 6,477,231.2
Escalated Payroll as of 2017						
						5 Years Average
Operation		\$ 3,538,520.7	\$ 3,323,980.7	\$ 3,483,202.6	\$ 3,461,685.2	\$ 3,594,852.2
Maintenance		\$ 1,551,915.4	\$ 1,540,856.6	\$ 1,566,097.5	\$ 1,695,931.8	\$ 1,612,020.1
A&G		\$ 1,369,600.1	\$ 1,168,168.1	\$ 1,272,198.3	\$ 1,265,659.3	\$ 1,270,358.9
Total		\$ 6,460,036.3	\$ 6,033,005.4	\$ 6,321,498.4	\$ 6,423,276.3	\$ 6,477,231.2
						\$ 6,343,009.5

Transportation Estimate

WP5B4

101 - Bakersfield (BAK) - District

	Recorded in 2017 Dollars					% Split	Estimated \$				
	2013	2014	2015	2016	2017		2017	2018	2019	2020	2021
OPER	\$ 683,753	\$ 625,235	\$ 573,162	\$ 592,969	\$ 538,266	79%	\$ 622,445	\$ 650,676	\$ 666,813	\$ 680,549	
MAINT	\$ 222,291	\$ 214,067	\$ 180,327	\$ 159,736	\$ 140,125	21%	\$ 189,322	\$ 197,293	\$ 202,186	\$ 206,351	
A&G	\$ -	\$ -	\$ -	\$ -	\$ -	0%	\$ -	\$ -	\$ -	\$ -	
TOTAL	\$ 906,045	\$ 839,302	\$ 753,489	\$ 752,705	\$ 678,391	100%	\$ 811,767	\$ 847,969	\$ 868,999	\$ 886,900	
Additional vehicles per capital budget							0.0	2.0	0.0	0.0	
							0.0	2.0	0.0	0.0	
Active Vehicles							81.0	81.0	83.0	83.0	83.0
Additional costs (\$ in thousands)							\$ 8,375	\$ -	\$ 17,694	\$ -	\$ -

Purchased Power Estimate

WP5B13

101 - Bakersfield (BAK) - District

Year	Estimated Purchased Power				Recorded 2017
	Calendar Year 2018	2019	2020	2021	
Production - KCCF	27,298.8	27,141.9	27,099.8	27,087.2	27,079.6
Kilowatt Hours per KCCF	1,543.5	1,543.5	1,543.5	1,543.5	1,543.5
Kilowatt Hours (computed)	42,135,811	41,893,678	41,828,613	41,809,246	41,797,481.6
Cost per KWH (composite) (\$)	0.1408	0.1408	0.1408	0.1408	\$0.1408
Purchased Power	\$5,932,018.5	\$5,897,930.2	\$5,888,770.1	\$5,886,043.5	\$5,884,387.4

Purchased Water Estimate

WP5B14

101 - Bakersfield (BAK) - District
Units Not Verified in this Report

Description	CCF	Cost	Estimated Purchased Water			
			2018	2019	2020	2021
Total Potable Purchase - Ccf. (From District)			6,751,753	7,187,350	7,622,947	8,058,544
Total Potable Purchase - Acre Feet			15,500	16,500	17,500	18,500
			-	-	-	-
Unit Cost / A.F.			167	167	167	167
			-	-	-	-
Basic Cost \$			2,588,500	2,755,500	2,922,500	3,089,500
			-	-	-	-
MISC. CAPITAL PROJECTS			-	-	-	-
KCWA - Emergency Generator & Solar Project - \$			17,474	17,474	17,474	17,474
KCWA - Future Capital Projects - \$			-	-	-	-
Other Misc.- \$			476,453	476,453	476,453	476,453
			-	-	-	-
CITY OF BAKERSFIELD			-	-	-	-
River Water to Supply NW Treatment Plant --AF			15,000	15,000	15,000	15,000
River Water to Supply NE Treatment Plant --AF			3,250	3,250	3,250	3,250
Total River Water - AF			18,250	18,250	18,250	18,250
Cost per AF (in \$)			88	88	88	88
Additional cost for Dry Year Arrangement			-	-	-	-
Sub-total - \$			1,612,023	1,612,023	1,612,023	1,612,023
			-	-	-	-
IMPROVEMENT DISTRICT NO. 4			-	-	-	-
Operating Cost of Conveyance Facilities			-	-	-	-
Latest Quarterly Payment			-	-	-	-
4 payments at \$	55580.00		222,320	222,320	222,320	222,320
			-	-	-	-
KCWA Capital Facilities Charges - \$			3,575,282	3,576,690	3,575,944	3,576,765
			-	-	-	-
Annual Entitlement of Purchased Water (in AF)			-	-	-	-
Average Cost \$ per AF			71	71	71	71
Pumping Cost in \$			1,100,500	1,171,500	1,242,500	1,313,500
			-	-	-	-
			-	-	-	-
			-	-	-	-
Total Purchased Water in \$			9,592,552	9,831,960	10,069,214	10,308,035

**Ground Water Charges
Pump Tax Estimate**

WP5B15

101 - Bakersfield (BAK)

Adjustment Description	2018	2019	2020	2021
Projected Pump Tax Expense	\$2,354,766	\$2,326,666	\$2,284,988	\$2,267,736
Projected Production (CCF)	20,547,041	19,954,572	19,476,821	19,028,676
Projected Production (A.F.)	47,170	45,810	44,713	43,684
UNIT COST PER ACRE FOOT (\$'s per AF)	38	38	38	39
KERN DELTA WATER DISTRICT WATER RECHARGE PROGRAM FROM CANAL LOSSES (\$'s)	585,897	585,897	585,897	585,897

O&M and A&G Expenses by SOE Category

G392 by SOE

101 - Bakersfield (BAK) - District

SOE Key	SOE Key Description	Recorded Operating & Maintenance Expenses					
		2012	2013	2014	2015	2016	2017
SOE01-01	Oper Exp-Purchased Water	\$ 8,145,526	\$ 9,221,626	\$ 9,107,534	\$ 9,071,142	\$ 8,672,251	\$ 10,114,671
SOE01-02	Oper Exp-Pump Tax	\$ 1,813,495	\$ 1,687,732	\$ 1,897,308	\$ 1,647,232	\$ 1,556,834	\$ 1,709,767
SOE01-03	Oper Exp-Purchased Power	\$ 6,188,874	\$ 6,732,299	\$ 7,079,958	\$ 5,343,748	\$ 5,566,538	\$ 5,916,286
SOE01-04	Oper Exp-Purchased Chemicals	\$ 1,002,736	\$ 849,166	\$ 790,904	\$ 567,793	\$ 758,219	\$ 816,938
SOE01-05	Oper Exp-Payroll	\$ 3,472,059	\$ 3,182,496	\$ 3,049,332	\$ 3,299,249	\$ 3,369,037	\$ 3,594,852
SOE01-06	Oper Exp-Postage	\$ 262,606	\$ 263,951	\$ 290,355	\$ 290,789	\$ 220,246	\$ 357,837
SOE01-07	Oper Exp-Transportation	\$ 566,007	\$ 591,417	\$ 549,995	\$ 558,237	\$ 576,258	\$ 538,266
SOE01-08	Oper Exp-Uncollectibles	\$ 477,949	\$ 418,812	\$ 531,395	\$ 604,659	\$ 685,318	\$ 471,242
SOE01-09	Oper Exp-Conservation	\$ 353,763	\$ 882,287	\$ 316,885	\$ 768,419	\$ 533,812	\$ 824,455
SOE01-10	Oper Exp-Purch Services - SS	\$ 2,209	\$ -	\$ -	\$ 139	\$ -	\$ 121
SOE01-11	Oper Exp-Purch Services - PU	\$ 161,386	\$ 146,440	\$ 177,085	\$ 242,996	\$ 3,446,826	\$ 227,595
SOE01-12	Oper Exp-Purch Services - WT	\$ 199,924	\$ 428,233	\$ 859,902	\$ 671,006	\$ 572,212	\$ 753,671
SOE01-13	Oper Exp-Purch Services - TD	\$ 413,508	\$ 423,698	\$ 380,331	\$ 433,749	\$ 430,076	\$ 647,383
SOE01-14	Oper Exp-Purch Services - CA	\$ 556,628	\$ 649,217	\$ 646,560	\$ 767,523	\$ 696,687	\$ 632,111
SOE02-01	Maint Exp-Payroll	\$ 1,183,718	\$ 1,395,771	\$ 1,413,541	\$ 1,483,389	\$ 1,650,542	\$ 1,612,020
SOE02-02	Maint Exp-Transportation	\$ 177,652	\$ 192,272	\$ 188,306	\$ 175,631	\$ 155,234	\$ 140,125
SOE02-03	Maint Exp-Stores	\$ 327,791	\$ 285,033	\$ 270,516	\$ 213,886	\$ 146,009	\$ 133,471
SOE02-04	Maint Exp-Contracted Maint	\$ 1,391,741	\$ 1,154,683	\$ 1,155,274	\$ 1,308,538	\$ 1,495,316	\$ 1,209,169
SOE03-01	A&G Exp-Payroll	\$ 99,928	\$ 1,231,799	\$ 1,071,647	\$ 1,205,011	\$ 1,231,785	\$ 1,270,359
SOE03-02	A&G Exp-Benefits	\$ 5,868,319	\$ 5,146,555	\$ 4,495,376	\$ 5,348,008	\$ 4,539,311	\$ 4,469,822
SOE03-03	A&G Exp-Transportation	\$ -	\$ -	\$ -	\$ -	\$ -	\$ -
SOE03-04	A&G Exp-Rents	\$ 6,600	\$ 6,600	\$ 6,850	\$ 6,600	\$ 9,881	\$ 6,600
SOE03-05	A&G Exp-Admin Chgs Trf	\$ (1,057,246)	\$ (903,189)	\$ (955,365)	\$ (1,003,190)	\$ (1,033,549)	\$ (1,063,765)
SOE03-06	A&G Exp-Workers Compensation	\$ 160,654	\$ 154,875	\$ 114,159	\$ 179,835	\$ 167,066	\$ 146,154
SOE03-07	A&G Exp-Non-specifics	\$ 136,190	\$ (491,904)	\$ (257,378)	\$ (98,439)	\$ (45,910)	\$ (270,949)
SOE03-08	A&G Exp-Dues and Donations	\$ -	\$ -	\$ -	\$ -	\$ -	\$ -
SOE03-09	A&G Exp-Reserved	\$ -	\$ -	\$ -	\$ -	\$ -	\$ -
SOE04-01	TOTI-Ad Valorem	\$ -	\$ -	\$ -	\$ -	\$ -	\$ -
SOE04-02	TOTI-Business License	\$ -	\$ -	\$ -	\$ -	\$ -	\$ -
SOE04-03	TOTI-Local Franchise	\$ -	\$ -	\$ -	\$ -	\$ -	\$ -
SOE04-04	TOTI-Payroll Taxes	\$ -	\$ -	\$ -	\$ -	\$ -	\$ -
SOE04-05	TOTI-Other	\$ -	\$ -	\$ -	\$ -	\$ -	\$ -
SOE04-06	TOTI-Reserved	\$ -	\$ -	\$ -	\$ -	\$ -	\$ -
SOE05-01	Depr Exp	\$ -	\$ -	\$ -	\$ -	\$ -	\$ -
SOE06-01	Amort Exp	\$ -	\$ -	\$ -	\$ -	\$ -	\$ -
SOE07-01	PC Alloc Exp	\$ -	\$ 3,586,304	\$ 4,175,123	\$ 4,535,737	\$ 3,985,041	\$ 4,827,169
SOE08-01	Alloc GO	\$ 8,972,557	\$ 5,544,611	\$ 5,098,926	\$ 5,869,634	\$ 5,482,840	\$ 6,349,858
SOE09-01	SIT	\$ -	\$ -	\$ -	\$ -	\$ -	\$ -

O&M and A&G Expenses by SOE Category

G392 by SOE

101 - Bakersfield (BAK) - District

SOE Key	SOE Key Description	Recorded Operating & Maintenance Expenses					
		2012	2013	2014	2015	2016	2017
SOE10-01	FIT	\$ -	\$ -	\$ -	\$ -	\$ -	\$ -
SOE11-01	CPUC Fees	\$ -	\$ -	\$ -	\$ -	\$ -	\$ -
SOE12-01	Rate Case Allocated CSS-O&M	\$ -	\$ -	\$ -	\$ -	\$ -	\$ -
SOE13-01	Acquisition Synergies	\$ -	\$ -	\$ -	\$ -	\$ -	\$ -
SOE14-01	Rate Case Allocated CSS-TOTI	\$ -	\$ -	\$ -	\$ -	\$ -	\$ -
SOE15-01	Rate Case Allocated CSS-Depr	\$ -	\$ -	\$ -	\$ -	\$ -	\$ -
SOE16-01	Rate Case Allocated CSS-Amort	\$ -	\$ -	\$ -	\$ -	\$ -	\$ -
SOE50-01	Residential-Metered	\$ -	\$ -	\$ -	\$ -	\$ -	\$ -
SOE50-02	Residential-Service Charge	\$ -	\$ -	\$ -	\$ -	\$ -	\$ -
SOE51-01	Business-Metered	\$ -	\$ -	\$ -	\$ -	\$ -	\$ -
SOE51-02	Business-Service Charge	\$ -	\$ -	\$ -	\$ -	\$ -	\$ -
SOE52-01	Multiple Family-Metered	\$ -	\$ -	\$ -	\$ -	\$ -	\$ -
SOE52-02	Multiple Family-Service Charge	\$ -	\$ -	\$ -	\$ -	\$ -	\$ -
SOE53-01	Industrial-Metered	\$ -	\$ -	\$ -	\$ -	\$ -	\$ -
SOE53-02	Industrial-Service Charge	\$ -	\$ -	\$ -	\$ -	\$ -	\$ -
SOE54-01	Public Authority-Metered	\$ -	\$ -	\$ -	\$ -	\$ -	\$ -
SOE54-02	Public Authority-Service Charge	\$ -	\$ -	\$ -	\$ -	\$ -	\$ -
SOE55-01	Other-Metered	\$ -	\$ -	\$ -	\$ -	\$ -	\$ -
SOE55-02	Other-Service Charge	\$ -	\$ -	\$ -	\$ -	\$ -	\$ -
SOE56-01	Irrigation-Metered	\$ -	\$ -	\$ -	\$ -	\$ -	\$ -
SOE56-02	Irrigation-Service Charge	\$ -	\$ -	\$ -	\$ -	\$ -	\$ -
SOE57-01	Recycled-Metered	\$ -	\$ -	\$ -	\$ -	\$ -	\$ -
SOE57-02	Recycled-Service Charge	\$ -	\$ -	\$ -	\$ -	\$ -	\$ -
SOE63-01	WRAM/MCBA-Surcharge	\$ -	\$ -	\$ -	\$ -	\$ -	\$ -
SOE64-01	WRAM/MCBA Interest-Surcharge	\$ -	\$ -	\$ -	\$ -	\$ -	\$ -
SOE65-01	Conservation Revenue-Surcharge	\$ -	\$ -	\$ -	\$ -	\$ -	\$ -
SOE66-01	Balancing Memo Acct Revenue-Surcharge	\$ -	\$ -	\$ -	\$ -	\$ -	\$ -
SOE67-01	Other Surcharges	\$ -	\$ -	\$ -	\$ -	\$ -	\$ -
SOE68-01	Unbilled Rev Adj	\$ -	\$ -	\$ -	\$ -	\$ -	\$ -
SOE70-01	Residential-Flat	\$ -	\$ -	\$ -	\$ -	\$ -	\$ -
SOE71-01	Private Fire Protection	\$ -	\$ -	\$ -	\$ -	\$ -	\$ -
SOE72-01	Public Fire Protection	\$ -	\$ -	\$ -	\$ -	\$ -	\$ -
SOE73-01	Rents	\$ -	\$ -	\$ -	\$ -	\$ -	\$ -
SOE74-01	Other Service Revenues	\$ -	\$ -	\$ -	\$ -	\$ -	\$ -
SOE75-01	Deferred Rev Amort	\$ -	\$ -	\$ -	\$ -	\$ -	\$ -
SOE76-01	Employee Discounts	\$ -	\$ -	\$ -	\$ -	\$ -	\$ -
SOE98-01	Sewer	\$ 3,729	\$ 9,172	\$ 8,374	\$ 12,288	\$ 15,145	\$ 95,644
SOE99-01	Other	\$ -	\$ -	\$ -	\$ -	\$ -	\$ -

O&M and A&G Expenses by Account

G392 by account

101 - Bakersfield (BAK) - District

People Soft Account	Account Description	Recorded Operating & Maintenance Expenses					
		2012	2013	2014	2015	2016	2017
701000	Supervision & Engineer Exp	\$ -	\$ -	\$ -	\$ -	\$ -	\$ -
701001	Wages - Source of Supply Opera	\$ -	\$ -	\$ -	\$ -	\$ -	\$ -
702000	Operation Expense	\$ 2,209	\$ -	\$ -	\$ 68	\$ -	\$ 121
702010	Cont Services - Engineering	\$ -	\$ -	\$ -	\$ 43	\$ -	\$ -
703001	Pump Tax	\$ 1,813,495	\$ 1,687,732	\$ 1,897,308	\$ 1,647,232	\$ 1,556,834	\$ 1,709,767
703002	Misc Exp Other	\$ -	\$ -	\$ -	\$ 29	\$ -	\$ -
703010	Allocation of Payroll	\$ -	\$ -	\$ -	\$ -	\$ -	\$ -
703020	Allocation of Transportation	\$ -	\$ -	\$ -	\$ -	\$ -	\$ -
703030	Allocation of Miscellaneous	\$ -	\$ -	\$ -	\$ -	\$ -	\$ -
703050	MCBA Pump Tax Adjustment	\$ -	\$ -	\$ -	\$ -	\$ -	\$ -
704000	Purchased Water	\$ 8,145,526	\$ 9,221,626	\$ 9,107,534	\$ 9,071,142	\$ 8,672,251	\$ 10,114,671
704010	Purchased Water-Credits	\$ -	\$ -	\$ -	\$ -	\$ -	\$ -
704020	Purchased Water-Reclaimed	\$ -	\$ -	\$ -	\$ -	\$ -	\$ -
704030	Purchased Water (Non-MCBA)	\$ -	\$ -	\$ -	\$ -	\$ -	\$ -
704050	MCBA Water Adjustment	\$ -	\$ -	\$ -	\$ -	\$ -	\$ -
704100	Supervision & Engineer Exp	\$ -	\$ -	\$ -	\$ -	\$ -	\$ -
704101	Wages-Water Collection	\$ -	\$ 7,603	\$ 6,281	\$ 7,300	\$ 8,216	\$ -
704110	Operations Expense	\$ -	\$ -	\$ -	\$ -	\$ -	\$ -
704120	Chemicals	\$ -	\$ -	\$ -	\$ -	\$ -	\$ -
704900	Miscellaneous Expenses	\$ 166	\$ -	\$ 60	\$ -	\$ -	\$ -
706000	Supervision & Engineer Exp	\$ -	\$ -	\$ -	\$ -	\$ -	\$ -
706001	Wages - Source of Supply Maint	\$ -	\$ -	\$ -	\$ -	\$ -	\$ -
707000	Structure & Improvement	\$ 455	\$ 618	\$ 773	\$ 20	\$ 94	\$ 2,265
708000	Coll & Imp Reservoir	\$ -	\$ -	\$ -	\$ -	\$ -	\$ -
709000	Lake Resvoir & Other Intake	\$ -	\$ -	\$ -	\$ -	\$ -	\$ -
711000	Wells	\$ 20,513	\$ -	\$ 22,551	\$ 14,649	\$ 23,299	\$ -
712000	Supply Mains	\$ -	\$ -	\$ 50	\$ -	\$ -	\$ -
713000	Materials & Supplies	\$ -	\$ -	\$ -	\$ -	\$ -	\$ -
713100	Maintenance Expense	\$ -	\$ -	\$ -	\$ -	\$ -	\$ -
713101	Wages-Collection Maintenance	\$ -	\$ -	\$ 1,398	\$ 385	\$ 1,194	\$ -
713900	Misc Expenses	\$ -	\$ -	\$ -	\$ -	\$ 630	\$ -
721000	Supervision & Engineer Exp	\$ 0	\$ -	\$ -	\$ -	\$ 22,381	\$ -
721001	Wages - Pumping Operations	\$ -	\$ -	\$ -	\$ -	\$ -	\$ -
722000	Power Production Exp	\$ -	\$ -	\$ -	\$ 4	\$ -	\$ -
723000	Fuel For Power Production	\$ 2,499	\$ 2,608	\$ 7,226	\$ 1,745	\$ 4,623	\$ 4,095
724000	Pump Expense	\$ 36,521	\$ 27,389	\$ 28,364	\$ 23,124	\$ 13,788	\$ 13,934
724010	Pumping Expense	\$ -	\$ -	\$ -	\$ -	\$ -	\$ -
725000	Miscellaneous Expense	\$ 123,434	\$ 116,118	\$ 141,185	\$ 217,815	\$ 3,405,729	\$ 209,259

O&M and A&G Expenses by Account

G392 by account

101 - Bakersfield (BAK) - District

People Soft Account	Account Description	Recorded Operating & Maintenance Expenses					
		2012	2013	2014	2015	2016	2017
725010	Allocation of Payroll	\$ -	\$ -	\$ -	\$ -	\$ -	\$ -
725020	Allocation of Transportation	\$ -	\$ -	\$ -	\$ -	\$ -	\$ -
725030	Allocation of Miscellaneous	\$ -	\$ -	\$ -	\$ -	\$ -	\$ -
726100	Fuel For Pumping	\$ (1,068)	\$ 324	\$ 310	\$ 307	\$ 304	\$ 307
726200	Purchased Power	\$ 6,188,874	\$ 6,732,299	\$ 7,079,958	\$ 5,343,748	\$ 5,566,538	\$ 5,916,286
726230	Purchased Power (Non-MCBA)	\$ -	\$ -	\$ -	\$ -	\$ -	\$ -
726250	MCBA Power Adjustment	\$ -	\$ -	\$ -	\$ -	\$ -	\$ -
727100	Supervision & Engineer Exp	\$ -	\$ -	\$ -	\$ -	\$ -	\$ -
727101	Wages-Pumping for Wastewater	\$ -	\$ -	\$ -	\$ 1,724	\$ 1,880	\$ (627)
727110	Operations Expense	\$ 27	\$ -	\$ -	\$ -	\$ -	\$ -
727300	Fuel for Power Production	\$ -	\$ -	\$ -	\$ -	\$ -	\$ -
727310	Contractual Svcs - Testing	\$ -	\$ -	\$ -	\$ -	\$ -	\$ -
727320	Equipment Rental	\$ -	\$ -	\$ -	\$ -	\$ -	\$ -
727900	Miscellaneous Expense	\$ 220	\$ 899	\$ 166	\$ 180	\$ -	\$ -
728010	Allocation of Payroll	\$ -	\$ -	\$ -	\$ -	\$ -	\$ -
728100	Maintenance Labor	\$ 290	\$ -	\$ -	\$ -	\$ -	\$ -
728101	Wages-Pumping Wastewater Maint	\$ -	\$ -	\$ -	\$ -	\$ -	\$ -
728500	Materials & Supplies	\$ 34	\$ 26	\$ 19	\$ 271	\$ 494	\$ -
728610	Contractual Svc - Testing	\$ -	\$ -	\$ -	\$ -	\$ -	\$ -
728900	Misc Expense	\$ 57	\$ 28	\$ -	\$ -	\$ 211	\$ -
729000	Supervision & Engineer Exp	\$ 334	\$ 790	\$ 1,423	\$ 82	\$ -	\$ -
729001	Wages-Pumping Plant Maintenanc	\$ -	\$ -	\$ 189	\$ -	\$ 593	\$ -
730000	Structure & Improvement	\$ 34,103	\$ 45,349	\$ 27,850	\$ 31,060	\$ 31,475	\$ 43,256
732000	Pumping Equipment	\$ 217,839	\$ 371,007	\$ 244,742	\$ 284,824	\$ 221,443	\$ 240,327
733000	Other Pumping Plant	\$ -	\$ -	\$ -	\$ -	\$ -	\$ -
741000	Supervision & Engineering	\$ -	\$ -	\$ -	\$ -	\$ -	\$ -
741001	Wages - Water Treatment Operat	\$ -	\$ -	\$ -	\$ -	\$ -	\$ -
742000	Operation Expenses	\$ (48,827)	\$ 91,275	\$ 49,371	\$ 86,206	\$ 126,376	\$ 325,737
742001	Sampling at Wells	\$ -	\$ 4,814	\$ 1,243	\$ -	\$ 5,088	\$ -
742002	Inorganic Laboratory Expenses	\$ -	\$ 176	\$ -	\$ -	\$ -	\$ 86
742003	Organic Laboratory Expenses	\$ -	\$ -	\$ 82	\$ -	\$ -	\$ -
742004	Bacterial Laboratory Expenses	\$ 92,593	\$ 100,313	\$ (1,643)	\$ -	\$ -	\$ -
742005	Laboratory Administration Exp	\$ -	\$ -	\$ -	\$ -	\$ -	\$ -
742006	Outside Lab Fees	\$ 246	\$ 497	\$ 96,404	\$ 163,645	\$ 100,065	\$ 172,871
742007	Operation Equip Lease & Rental	\$ -	\$ -	\$ -	\$ -	\$ -	\$ -
742008	Treatment & Disp Expense	\$ -	\$ -	\$ -	\$ -	\$ -	\$ -
743000	Misc Expenses	\$ 155,912	\$ 231,158	\$ 714,445	\$ 421,155	\$ 340,682	\$ 254,976
743010	Water Treatment Expense	\$ -	\$ -	\$ -	\$ -	\$ -	\$ -

O&M and A&G Expenses by Account

G392 by account

101 - Bakersfield (BAK) - District

People Soft Account	Account Description	Recorded Operating & Maintenance Expenses					
		2012	2013	2014	2015	2016	2017
744000	Chemical & Filter Material	\$ 1,002,736	\$ 849,166	\$ 790,904	\$ 567,793	\$ 758,219	\$ 816,938
745010	Allocation of Payroll	\$ -	\$ -	\$ -	\$ -	\$ -	\$ -
745020	Allocation of Transportation	\$ -	\$ -	\$ -	\$ -	\$ -	\$ -
745030	Allocation of Miscellaneous	\$ -	\$ -	\$ -	\$ -	\$ -	\$ -
746000	Supervision & Engineer Exp	\$ -	\$ -	\$ -	\$ -	\$ -	\$ -
746001	Wages-WaterTreat Plant Mainten	\$ -	\$ -	\$ -	\$ -	\$ -	\$ -
746010	Allocation of Payroll	\$ -	\$ -	\$ -	\$ -	\$ -	\$ -
746030	Allocation of Miscellaneous	\$ -	\$ -	\$ -	\$ -	\$ -	\$ -
746100	Supervision & Engineer Exp	\$ -	\$ -	\$ -	\$ -	\$ 725	\$ -
746110	Operations Expense	\$ -	\$ -	\$ -	\$ -	\$ -	\$ -
746111	Wages-Treatment & Disposal	\$ -	\$ -	\$ -	\$ -	\$ -	\$ -
746200	Purchased Wastewater Treatment	\$ -	\$ -	\$ -	\$ -	\$ -	\$ -
746300	Sludge Removal Expense	\$ -	\$ -	\$ -	\$ -	\$ -	\$ -
746400	Chemicals	\$ -	\$ 8	\$ -	\$ 1,495	\$ -	\$ -
746500	Materials & Supplies	\$ 142	\$ 43	\$ -	\$ 26	\$ 18	\$ -
746600	Contractual Svcs - Engineering	\$ -	\$ -	\$ -	\$ -	\$ -	\$ -
746610	Contractual Svcs - Testing	\$ -	\$ -	\$ -	\$ -	\$ -	\$ -
746620	Contractual Svcs - Other	\$ -	\$ -	\$ -	\$ -	\$ -	\$ -
746700	Equipment Rental	\$ -	\$ -	\$ -	\$ -	\$ -	\$ -
746800	Transportation Expense	\$ -	\$ -	\$ -	\$ -	\$ -	\$ -
746900	Miscellaneous Expense	\$ -	\$ -	\$ -	\$ -	\$ -	\$ -
747000	Structure & Improvement	\$ -	\$ -	\$ -	\$ -	\$ -	\$ -
747100	Supervision & Engineer Exp	\$ -	\$ -	\$ -	\$ -	\$ -	\$ -
747110	Operations Expense	\$ -	\$ -	\$ -	\$ -	\$ -	\$ -
747111	Wages-Reclaimed Water Treat Op	\$ -	\$ -	\$ -	\$ -	\$ -	\$ -
747200	Chemicals	\$ -	\$ -	\$ -	\$ -	\$ -	\$ -
747500	Materials&Supplies	\$ -	\$ -	\$ -	\$ -	\$ -	\$ -
747610	ContractualSvcs - Testing	\$ -	\$ -	\$ -	\$ -	\$ -	\$ -
747620	ContractualSvcs - Other	\$ -	\$ -	\$ -	\$ -	\$ -	\$ -
747700	Equipment Rental	\$ -	\$ -	\$ -	\$ -	\$ -	\$ -
747800	Transportation Expense	\$ -	\$ -	\$ -	\$ -	\$ -	\$ -
747900	Miscellaneous Expense	\$ -	\$ -	\$ -	\$ -	\$ -	\$ -
748000	Water Treatment Equip	\$ 109,271	\$ 102,259	\$ 148,127	\$ 56,556	\$ 64,479	\$ 88,599
748003	Bacterial Laboratory Equip	\$ -	\$ -	\$ -	\$ -	\$ -	\$ -
751000	Supervision & Engineering	\$ (66)	\$ 563	\$ (94)	\$ -	\$ -	\$ -
751001	Wages-Trans & Dist	\$ -	\$ -	\$ -	\$ -	\$ -	\$ -
752000	Storage Facility Expense	\$ 12,722	\$ 28,939	\$ 21,909	\$ 29,650	\$ 35,905	\$ 32,013
753100	Flushing Expense	\$ 2,718	\$ 368	\$ 722	\$ 93	\$ 4,411	\$ 2,542

O&M and A&G Expenses by Account

G392 by account

101 - Bakersfield (BAK) - District

People Soft Account	Account Description	Recorded Operating & Maintenance Expenses					
		2012	2013	2014	2015	2016	2017
753200	Trans & Dist Line Expense	\$ 30,184	\$ 27,318	\$ 3,977	\$ 16,449	\$ 44,990	\$ 39,608
753201	Samples Taken In System	\$ -	\$ -	\$ -	\$ -	\$ -	\$ -
753210	Trans & Dist Line Expense	\$ -	\$ -	\$ -	\$ -	\$ -	\$ -
753300	Cross Connection Control Exp	\$ 92,826	\$ 17,993	\$ 71,670	\$ 56,857	\$ 191	\$ 60,432
753301	Wages-Cross Connection Control	\$ -	\$ -	\$ -	\$ -	\$ -	\$ -
754100	Turn Ons & Turn Offs	\$ (4,538)	\$ 54	\$ -	\$ -	\$ -	\$ -
754200	Other Meter Expense	\$ 4,254	\$ 14,703	\$ (144)	\$ 2,120	\$ 4,930	\$ 3,068
755000	Customer Installation Expense	\$ 21	\$ 46,167	\$ 22,185	\$ 21	\$ (0)	\$ 18,894
756000	Miscellaneous Expense	\$ 227,225	\$ 281,948	\$ 230,002	\$ 306,058	\$ 277,733	\$ 425,917
756010	Allocation of Payroll	\$ -	\$ -	\$ -	\$ -	\$ -	\$ -
756020	Allocation of Transportation	\$ -	\$ -	\$ -	\$ -	\$ -	\$ -
756030	Allocation of Miscellaneous	\$ -	\$ -	\$ -	\$ -	\$ -	\$ -
757010	Allocation of Payroll	\$ -	\$ -	\$ -	\$ -	\$ -	\$ -
757100	Supervision & Engineer Exp	\$ 2,344	\$ -	\$ -	\$ -	\$ -	\$ -
757101	Wages-Reclaimed Water Distr	\$ -	\$ 1,354	\$ -	\$ -	\$ 189	\$ 145
757110	Operations Expense	\$ -	\$ -	\$ -	\$ -	\$ -	\$ -
757500	Materials & Supplies	\$ -	\$ -	\$ -	\$ -	\$ -	\$ -
757600	Contractual Svcs - Engr	\$ -	\$ -	\$ -	\$ -	\$ -	\$ -
757610	Contractual Svcs - Other	\$ -	\$ -	\$ -	\$ -	\$ -	\$ -
757700	EquipmentRental	\$ -	\$ -	\$ -	\$ -	\$ -	\$ 418
757800	Transportation Expense	\$ -	\$ -	\$ -	\$ -	\$ -	\$ -
757900	Miscellaneous Expense	\$ -	\$ -	\$ -	\$ -	\$ -	\$ -
758000	Supervision & Engineer Exp	\$ -	\$ -	\$ -	\$ -	\$ -	\$ (259)
758001	Wages-Trans & Distrib. Maint	\$ -	\$ -	\$ -	\$ -	\$ 241	\$ -
759000	Structure & Improvement	\$ 185	\$ 110	\$ 81	\$ 167	\$ 306	\$ 1,663
760000	Reservoirs & Tanks	\$ 5,825	\$ 3,558	\$ 1,935	\$ 17,357	\$ 3,305	\$ 4,990
761000	Trans & Distribution Mains	\$ 256,519	\$ 242,348	\$ 263,488	\$ 384,802	\$ 398,607	\$ 258,883
763000	Services	\$ 601,282	\$ 279,329	\$ 313,415	\$ 436,980	\$ 647,024	\$ 452,401
764000	Meters	\$ 29,945	\$ 11,839	\$ 12,686	\$ (8,636)	\$ 18,708	\$ 20,916
765000	Hydrants	\$ 21,592	\$ 12,838	\$ 29,054	\$ 11,409	\$ 16,658	\$ 27,215
766010	Allocation of Payroll	\$ -	\$ -	\$ -	\$ -	\$ -	\$ -
766100	Maintenance Expense	\$ -	\$ -	\$ -	\$ -	\$ -	\$ -
766101	Wages-Treatment & Disp Mainten	\$ -	\$ 67	\$ -	\$ 905	\$ 1,776	\$ -
766500	Materials & Supplies	\$ 450	\$ 498	\$ 451	\$ -	\$ -	\$ -
766610	Contractual Svcs - Testing	\$ -	\$ -	\$ -	\$ -	\$ -	\$ -
766900	Misc Expense	\$ -	\$ -	\$ -	\$ -	\$ -	\$ -
767000	Materials & Supplies	\$ -	\$ -	\$ -	\$ -	\$ -	\$ -
767100	Maintenance Labor	\$ -	\$ -	\$ -	\$ -	\$ -	\$ 96,270

O&M and A&G Expenses by Account

G392 by account

101 - Bakersfield (BAK) - District

People Soft Account	Account Description	Recorded Operating & Maintenance Expenses					
		2012	2013	2014	2015	2016	2017
767101	Wages-Reclaimed Water Treat	\$ -	\$ -	\$ -	\$ -	\$ -	\$ -
767900	Misc Expense	\$ -	\$ -	\$ -	\$ -	\$ -	\$ -
768100	Maintenance Expense	\$ -	\$ -	\$ -	\$ -	\$ -	\$ -
768101	Wages-Reclaim Water Dist Maint	\$ -	\$ -	\$ -	\$ -	\$ -	\$ -
768500	Materials & Supplies	\$ 957	\$ 2	\$ -	\$ -	\$ -	\$ -
769000	Job Order Related Expense	\$ -	\$ -	\$ -	\$ -	\$ -	\$ -
771000	Supervision	\$ (0)	\$ -	\$ -	\$ -	\$ -	\$ -
771001	Wages - Customer Accounts	\$ -	\$ -	\$ -	\$ -	\$ -	\$ -
772000	Meter Reading Expense	\$ (496)	\$ 4,523	\$ 2,124	\$ 1,670	\$ 3,070	\$ 536
773100	Office Salaries	\$ 59,000	\$ 112,498	\$ 130,227	\$ 215,973	\$ 210,549	\$ 38,754
773201	Collection Expense	\$ 2,141	\$ (0)	\$ 0	\$ 97	\$ -	\$ -
773202	Collection Agency Fees	\$ -	\$ -	\$ -	\$ -	\$ -	\$ -
773300	Postage	\$ 262,606	\$ 263,951	\$ 290,355	\$ 290,789	\$ 220,246	\$ 357,837
773400	Customer Records-Supplies	\$ 264,239	\$ 288,362	\$ 251,590	\$ 305,095	\$ 261,630	\$ 343,703
773401	Customer Records-Equip Rentals	\$ 415	\$ -	\$ -	\$ -	\$ -	\$ -
773402	Customer Records-Equip Maint	\$ 27,867	\$ 24,891	\$ 34,914	\$ 23,709	\$ 20,439	\$ 22,202
773403	Customer Records-Software	\$ -	\$ -	\$ 2,005	\$ -	\$ 28	\$ -
774100	Other Stationary & Printing	\$ 3,800	\$ 7,891	\$ 1,157	\$ 554	\$ 5,044	\$ 5,657
774200	Telephone & Telegraph	\$ 14,081	\$ 8,591	\$ 10,439	\$ 11,899	\$ 5,228	\$ 417
774201	Telephone-General	\$ 39,610	\$ 41,925	\$ 47,581	\$ 52,824	\$ 65,100	\$ 93,956
774202	Telephone-Cellular	\$ 93,505	\$ 95,928	\$ 93,695	\$ 94,007	\$ 69,625	\$ 76,635
774203	Telephone-Telemeter	\$ -	\$ -	\$ -	\$ -	\$ -	\$ 21
774204	Telephone-Leased Lines	\$ 26,405	\$ 36,562	\$ 36,902	\$ 27,770	\$ 15,166	\$ 14,543
774300	Other Utility & Janitorial	\$ 26,059	\$ 28,046	\$ 35,926	\$ 39,692	\$ 40,806	\$ 35,686
774400	Flat Rate Inspection	\$ -	\$ -	\$ -	\$ -	\$ -	\$ -
774500	Conservation Expense	\$ 353,763	\$ 881,364	\$ 313,550	\$ 768,419	\$ 531,713	\$ 823,698
774501	Wages - Conservation	\$ -	\$ 923	\$ 3,335	\$ -	\$ 2,099	\$ 757
774600	Leak Adjustment Expense	\$ -	\$ -	\$ -	\$ -	\$ -	\$ -
775000	Uncollectible Accounts	\$ 477,949	\$ 418,812	\$ 531,395	\$ 604,659	\$ 685,318	\$ 471,242
776000	Customer Acct Allocation	\$ -	\$ -	\$ -	\$ -	\$ -	\$ -
776010	Allocation of Payroll	\$ -	\$ -	\$ -	\$ -	\$ -	\$ -
776020	Allocation of Transportation	\$ -	\$ -	\$ -	\$ -	\$ -	\$ -
776030	Allocation of Miscellaneous	\$ -	\$ -	\$ -	\$ (5,766)	\$ -	\$ -
776050	Deferred Exp WRAM	\$ -	\$ -	\$ -	\$ -	\$ -	\$ -
791000	Admin & General Exp	\$ -	\$ 3,197	\$ -	\$ 2,381	\$ 200	\$ 59,428
791001	Wages-Admin & Gen Sal GO Only	\$ -	\$ -	\$ -	\$ -	\$ -	\$ 7,557
792100	Employees Dues	\$ 2,072	\$ 3,192	\$ 2,291	\$ 1,835	\$ 2,722	\$ 6,641
792200	Postage	\$ -	\$ 9	\$ -	\$ 257	\$ 28	\$ 23

O&M and A&G Expenses by Account

G392 by account

101 - Bakersfield (BAK) - District

People Soft Account	Account Description	Recorded Operating & Maintenance Expenses					
		2012	2013	2014	2015	2016	2017
792300	Telephone & Telegraph	\$ -	\$ -	\$ (378)	\$ -	\$ -	\$ -
792301	Telephone-General	\$ 1,975	\$ 944	\$ 1,300	\$ 3,767	\$ 433	\$ 4,031
792302	Telephone-Cellular	\$ 133	\$ 298	\$ 148	\$ 156	\$ -	\$ 161
792303	Telephone-Answering Service	\$ -	\$ -	\$ -	\$ -	\$ -	\$ -
792304	Telephone-Leased Lines	\$ -	\$ -	\$ -	\$ -	\$ -	\$ -
792400	Stationery & Printng	\$ -	\$ -	\$ 3,436	\$ 9,219	\$ (593)	\$ -
792500	Office Supply & Expense	\$ 166	\$ -	\$ 67	\$ 135	\$ 334	\$ 140
792501	Office Supplies	\$ 823	\$ 4,894	\$ 8,995	\$ 7,620	\$ (137)	\$ 3,352
792502	Temporary Labor	\$ 8,522	\$ 4,515	\$ -	\$ 3,844	\$ 418	\$ 1,286
792505	Bank Fee	\$ 112,222	\$ 10,957	\$ 12,910	\$ 17,644	\$ 17,942	\$ 16,603
792600	Travel -Miscellaneous	\$ 27,405	\$ 16,460	\$ 21,437	\$ 34,630	\$ 26,220	\$ 30,155
792601	Travel-Meals	\$ 32,856	\$ 30,042	\$ 25,715	\$ 40,788	\$ 56,059	\$ 44,131
792602	Travel-Meals at Headquarters	\$ 12,327	\$ 11,121	\$ 13,356	\$ 5,712	\$ 10,025	\$ 9,114
792603	Training & Seminars	\$ 12,714	\$ 11,727	\$ 14,450	\$ 27,708	\$ 21,102	\$ 7,015
792604	Conferences	\$ -	\$ -	\$ 115	\$ 1,055	\$ -	\$ 15
792605	Internal Projects	\$ -	\$ -	\$ 274	\$ -	\$ -	\$ -
792606	Community Service	\$ -	\$ 100	\$ 1,250	\$ 644	\$ 4,134	\$ 338
792700	Gen Office Building Expense	\$ 850	\$ 296	\$ 5,435	\$ 597	\$ 629	\$ 2,765
793000	Property Insurance	\$ 28,643	\$ -	\$ -	\$ -	\$ -	\$ -
794100	Compensation Insurance	\$ 160,654	\$ 154,875	\$ 114,159	\$ 179,835	\$ 167,066	\$ 146,154
794200	Occupational Sick Leave	\$ (10,860)	\$ (22,289)	\$ (4,089)	\$ (1,727)	\$ -	\$ -
794300	Safety And Training	\$ 7,163	\$ 13,397	\$ 11,683	\$ 29,736	\$ 22,801	\$ 25,851
794400	Liability Insurance	\$ 200	\$ 100	\$ 200	\$ 100	\$ 120	\$ 180
795098	795098 Variance-Allocatin Only	\$ -	\$ -	\$ -	\$ -	\$ -	\$ -
795099	Off Duty Time Allocation	\$ -	\$ -	\$ -	\$ -	\$ -	\$ -
795101	Retirement Savings Plan	\$ -	\$ -	\$ -	\$ -	\$ -	\$ -
795102	Retirement Fund Expense	\$ -	\$ -	\$ -	\$ -	\$ -	\$ -
795103	Other Benefits	\$ -	\$ -	\$ -	\$ -	\$ -	\$ -
795200	Group Insurance	\$ -	\$ 30	\$ (5)	\$ -	\$ -	\$ -
795201	Retiree Group Insurance	\$ -	\$ -	\$ -	\$ -	\$ -	\$ -
795260	PBOP Amortization	\$ -	\$ -	\$ -	\$ -	\$ -	\$ -
795300	Employee Welfare Administration	\$ 145	\$ -	\$ -	\$ -	\$ -	\$ -
795309	Employer Benefit Admin	\$ -	\$ -	\$ -	\$ -	\$ -	\$ -
795400	Benefits Transferred	\$ 4,936,652	\$ 5,154,933	\$ 4,508,453	\$ 5,356,177	\$ 4,550,717	\$ 4,469,822
795408	795408 Variance-Allocatin Only	\$ -	\$ -	\$ -	\$ -	\$ -	\$ -
795501	Off Dutytime-Sick Leave	\$ 279,207	\$ -	\$ -	\$ -	\$ -	\$ -
795502	Disability Benefits	\$ (32,306)	\$ (8,409)	\$ (13,073)	\$ (8,169)	\$ (11,406)	\$ -
795504	VDI-Employer	\$ -	\$ -	\$ -	\$ -	\$ -	\$ -

O&M and A&G Expenses by Account

G392 by account

101 - Bakersfield (BAK) - District

People Soft Account	Account Description	Recorded Operating & Maintenance Expenses					
		2012	2013	2014	2015	2016	2017
795600	Off-Duty- All Other	\$ 684,620	\$ 0	\$ -	\$ -	\$ -	\$ -
796000	Franchise Requirement	\$ -	\$ -	\$ -	\$ -	\$ -	\$ 396
797000	Regulatory Commission Expense	\$ 1,778	\$ 1,624	\$ 1,412	\$ 4,030	\$ 1,837	\$ 1,500
797001	PUC Reimbursement Fees	\$ -	\$ -	\$ -	\$ -	\$ -	\$ -
798100	Legal Expenses	\$ 11,873	\$ 5,612	\$ 4,846	\$ 829	\$ 400	\$ -
798200	Other Outside Services	\$ 31,426	\$ 27,921	\$ 16,837	\$ 38,367	\$ 4,014	\$ (53,549)
798201	Training Consultants	\$ -	\$ -	\$ -	\$ -	\$ -	\$ -
798202	Auditors & Accountants	\$ -	\$ -	\$ -	\$ -	\$ -	\$ -
798203	Engineering Consultants	\$ -	\$ -	\$ -	\$ -	\$ -	\$ -
799100	Company Dues	\$ 4,325	\$ 6,453	\$ 8,863	\$ 2,977	\$ 4,497	\$ 21,609
799200	Institutional Advertising	\$ -	\$ -	\$ 30,829	\$ 91,290	\$ 91,900	\$ 7,289
799300	Fee Fiscal Agents	\$ -	\$ -	\$ -	\$ -	\$ -	\$ -
799400	General Corporate Expense	\$ 50	\$ 45	\$ (45)	\$ 81	\$ 10,324	\$ 2,819
799500	Miscellaneous General Expense	\$ 12,473	\$ 21,119	\$ 18,742	\$ 17,141	\$ 15,870	\$ 26,126
799501	Employee Moving Expense	\$ 7,050	\$ 1,184	\$ 28,939	\$ 35,988	\$ 31,666	\$ 24,797
799710	Allocation of Payroll	\$ -	\$ -	\$ -	\$ -	\$ -	\$ -
799720	Allocation of Transportation	\$ -	\$ -	\$ -	\$ -	\$ -	\$ -
799730	Allocation of Miscellaneous	\$ (169,994)	\$ (644,822)	\$ (486,406)	\$ (475,240)	\$ (368,855)	\$ (513,166)
799998	PubCo Allocation In/Out	\$ -	\$ 3,586,304	\$ 4,175,123	\$ 4,535,737	\$ 3,985,041	\$ 4,827,169
799999	GO Dept Allocation In/Out	\$ 8,972,557	\$ 5,544,611	\$ 5,098,926	\$ 5,869,634	\$ 5,482,840	\$ 6,349,858
805100	General Structure & Improv	\$ 14,988	\$ 9,702	\$ 15,634	\$ 12,676	\$ 8,345	\$ 21,584
805200	General Equipment	\$ 77,933	\$ 74,934	\$ 73,466	\$ 66,592	\$ 61,575	\$ 47,328
805410	Allocation of Payroll	\$ -	\$ -	\$ -	\$ -	\$ -	\$ -
805420	Allocation of Transportation	\$ -	\$ -	\$ -	\$ -	\$ -	\$ -
805430	Allocation of Miscellaneous	\$ -	\$ -	\$ -	\$ -	\$ -	\$ -
811000	Rents	\$ 6,600	\$ 6,600	\$ 6,850	\$ 6,600	\$ 9,881	\$ 6,600
811010	Allocation for Rent	\$ -	\$ -	\$ -	\$ -	\$ -	\$ -
812000	Administration Charges	\$ (1,057,246)	\$ (903,189)	\$ (955,365)	\$ (1,003,190)	\$ (1,033,549)	\$ (1,063,765)
812010	Allocation for Admin Charges	\$ -	\$ -	\$ -	\$ -	\$ -	\$ -
907100	Vacation	\$ -	\$ 502	\$ -	\$ -	\$ -	\$ -
907200	Sick Leave	\$ -	\$ -	\$ -	\$ -	\$ -	\$ -
907300	Holiday	\$ -	\$ -	\$ -	\$ -	\$ -	\$ -
907400	Personal Time	\$ -	\$ -	\$ -	\$ -	\$ -	\$ -
907500	Termination Pay	\$ -	\$ -	\$ -	\$ -	\$ -	\$ -
907600	Union Time Off	\$ -	\$ -	\$ -	\$ -	\$ -	\$ -
907700	Military Leave	\$ -	\$ -	\$ -	\$ -	\$ -	\$ -
907800	Jury Duty	\$ -	\$ -	\$ -	\$ -	\$ -	\$ -
908000	Floating Holiday	\$ -	\$ -	\$ -	\$ -	\$ -	\$ -

O&M and A&G Expenses by Account

G392 by account

101 - Bakersfield (BAK) - District

People Soft Account	Account Description	Recorded Operating & Maintenance Expenses					
		2012	2013	2014	2015	2016	2017
910000	Transportation - Maintenance	\$ 177,652	\$ 192,272	\$ 188,306	\$ 175,631	\$ 155,234	\$ 140,125
920000	Transportation - Operating	\$ 566,007	\$ 591,417	\$ 549,995	\$ 558,237	\$ 576,258	\$ 538,266
930000	Transportatoin - A&G	\$ -	\$ -	\$ -	\$ -	\$ -	\$ -
940000	Stores - Maintenance	\$ 327,791	\$ 285,033	\$ 270,516	\$ 213,886	\$ 146,009	\$ 133,471
950000	Stores - Operating	\$ 48,161	\$ 4,290	\$ 30,104	\$ 22,500	\$ 61,727	\$ 64,345
960000	Stores - A&G	\$ -	\$ -	\$ 9	\$ -	\$ -	\$ -
970000	Payroll - Maintenance	\$ 1,183,718	\$ 1,395,771	\$ 1,413,541	\$ 1,483,389	\$ 1,650,542	\$ 1,612,020
980000	Payroll - Operating	\$ 3,472,059	\$ 3,182,496	\$ 3,049,144	\$ 3,299,249	\$ 3,368,203	\$ 3,594,852
990000	Payroll - A&G	\$ 99,928	\$ 1,231,297	\$ 1,071,647	\$ 1,205,011	\$ 1,231,785	\$ 1,262,802
766000	Wastewater Allocations	\$ -	\$ -	\$ -	\$ -	\$ -	\$ -

Inflation Factors

WP6B2

Year	Compensation per hour Non-farm rate	Base 2017	Labor	Base 2017	Non-labor	Base 2017	Composite 40/60 Split	Base 2017
2012	1.026	1.403	1.031	1.062	1.007	1.011	1.015	1.165
2013	1.012	1.386	1.021	1.040	1.005	1.006	1.008	1.156
2014	1.029	1.347	1.015	1.025	1.009	0.997	1.017	1.137
2015	1.310	1.028	1.016	1.009	0.972	1.026	1.107	1.027
2016	1.011	1.017	0.996	1.013	0.989	1.037	0.998	1.029
2017	1.017	1.000	1.013	1.000	1.037	1.000	1.029	1.000
2018	1.025		1.021		1.038		1.033	
2019	1.030		1.025		1.018		1.023	
2020	1.038		1.018		1.016		1.025	
2021	1.041		1.025		1.007		1.021	

Taxes Other Than Income (TOTI)

Table 7TOTI

Consolidation Group Scenario (CCS)
101 - Bakersfield (BAK)

Description	Present Rates					Proposed Rates		
	2018	2019	2020	2021	2022	2020	2021	2022
TOTI-Ad Valorem	\$ 1,963,763.2	\$ 2,207,791.8	\$ 2,322,107.9	\$ 2,432,024.2	\$ 2,541,940.4	\$ 2,322,107.9	\$ 2,432,024.2	\$ 2,541,940.4
TOTI-Business License	\$ -	\$ -	\$ -	\$ -	\$ -	\$ -	\$ -	\$ -
TOTI-Local Franchise	\$ 997,984.8	\$ 992,614.1	\$ 1,000,125.8	\$ 1,147,335.2	\$ 1,194,147.6	\$ 1,147,102.8	\$ 1,193,717.8	\$ 1,245,652.0
TOTI-Payroll Taxes	\$ 586,119.5	\$ 607,349.3	\$ 623,292.2	\$ 639,653.6	\$ 654,365.6	\$ 623,292.2	\$ 639,653.6	\$ 654,365.6
TOTI-Other	\$ -	\$ -	\$ -	\$ -	\$ -	\$ -	\$ -	\$ -
Total TOTI at Present Rates	\$ 3,547,867.5	\$ 3,807,755.2	\$ 3,945,525.9	\$ 4,219,013.0	\$ 4,390,453.6	\$ 4,092,502.9	\$ 4,265,395.6	\$ 4,441,958.1

Detail for Ad Valorem Tax Calculation

WP7B1

101 - Bakersfield (BAK) - District

	<u>2012</u>	<u>2013</u>	<u>2014</u>	<u>2015</u>	<u>2016</u>	<u>2017</u>	<u>2018</u>	<u>2019</u>	<u>2020</u>	<u>2021</u>
Summary of Ad Valorem Tax	\$1,422,583.7	\$1,627,164.7	\$1,367,423.2	\$1,414,742.5	\$1,582,191.5	\$1,768,045.4 (From GL)	\$1,963,763.2	\$2,207,791.8	\$2,322,107.9	\$2,432,024.2

	<u>1/1 Balance - Beginning Year</u>						CALENDAR YR ESTIMATE	<u>Fiscal Year</u>	
	NET PLANT	ADD M & S & ACCT 1030	LESS ADVANCES & CONTRIBUTIONS	LESS DEFERRED INCOME TAX	add present value of advances	TOTAL		TOTAL TAX	EFF. %
ESTIMATED									
2018	\$265,023,272	\$13,289,299	\$93,016,081	\$28,268,248	\$17,037,714	\$174,065,955	\$1,963,763	\$2,091,717	1.2017%
2019	\$286,688,319	\$13,289,299	\$95,184,147	\$28,446,454	\$17,037,714	\$193,384,730	\$2,207,792	\$2,323,867	1.2017%
2020	\$289,925,979	\$13,289,299	\$98,300,655	\$28,860,334	\$17,037,714	\$193,092,003	\$2,322,108	\$2,320,349	1.2017%
2021	\$312,261,219	\$13,289,299	\$101,311,650	\$29,598,101	\$17,037,714	\$211,678,480	\$2,432,024	\$2,543,699	1.2017%

Detail for Business License Tax Calculation

WP7B2

101 - Bakersfield (BAK) - District

	<u>2012</u>	<u>2013</u>	<u>2014</u>	<u>2015</u>	<u>2016</u>	<u>2017</u>	<u>2018</u>	<u>2019</u>	<u>2020</u>	<u>2021</u>
Summary of Business License Tax										
At Present Rates	\$0.0	\$0.0	\$0.0	\$0.0	\$0.0	\$0.0	\$0.0	\$0.0	\$0.0	\$0.0
Business License	0	0	0	0	0	0	0	0	0	0
Add't Business License Fees (BL) @ Prop Rates	0	0	0	0	0	0	0	0	0	0
At Proposed Rates									\$0.0	\$0.0

Detail for Local Franchise Fee Calculation

WP7B3

101 - Bakersfield (BAK) - District

	<u>2012</u>	<u>2013</u>	<u>2014</u>	<u>2015</u>	<u>2016</u>	<u>2017</u>	<u>2018</u>	<u>2019</u>	<u>2020</u>	<u>2021</u>
Summary of Franchise Tax										
At Present Rates	\$836,131.4	\$922,819.7	\$1,037,111.2	\$917,453.0	\$1,009,212.6	\$952,380.9	\$997,984.8	\$992,614.1	\$991,598.7	\$1,147,295.5
At Proposed Rates									\$1,147,102.8	\$1,193,717.8

Detail for Payroll Tax Calculation

WP7B4

101 - Bakersfield (BAK) - District

District	Total Operating Payroll				S.S. Taxes, %				S.S. Taxes			
	2018	2019	2020	2021	2018	2019	2020	2021	2018	2019	2020	2021
101 \$	6,794,502.3 \$	7,040,605.2 \$	7,225,421.1 \$	7,415,088.4	8.63%	8.63%	8.63%	8.63%	\$ 586,119.5 \$	607,349.3 \$	623,292.2 \$	639,653.6
	RECORDED NET GROSS PAYROLL			2017	PAYROLL TAX, % (Calculated)				PAYROLL TAX 2017, RECORDED			
		101 \$	6,477,231.2			8.63%			\$558,750.5			

Payroll Tax (\$)

Synergy Adjustments

\$0.0

\$0.0

\$0.0

\$0.0

Year	DeptID	Account	Total
2017	101	507199	\$ 558,750.5

Taxes Based on Income

Table 7C Taxes

101 - Bakersfield (BAK) - Scenario 1

	RECORDED					PRESENT RATES				PROPOSED RATES		
	2013	2014	2015	2016	2017	2018	2019	2020	2021	2020	2021	
OPERATING REVENUES	\$70,538,671.9	\$74,725,105.6	\$70,493,638.4	\$70,287,741.2	\$75,408,084.5	\$72,330,831.3	\$71,941,583.4	\$72,486,007.8	\$83,155,287.1	\$83,138,974.1	\$86,516,933.5	
<u>COMMON DEDUCTIONS</u>												
O&M and A&G EXPENSES EXCLUDING DEPRECIATION & INCOME TAXES	WP 7C1	\$45,646,074.5	\$45,274,926.5	\$46,297,255.3	\$47,927,792.5	\$48,174,768.2	\$52,592,346.0	\$52,041,578.3	\$53,124,213.7	\$54,057,970.0	\$53,351,351.5	\$54,129,649.6
REMOVE TRANSPORTATION DEPRECIATION FROM EXPENSE	WP 7C1	(\$229,386.3)	(\$258,227.5)	(\$293,052.0)	(\$277,692.4)	(\$263,225.8)	(\$281,806.8)	(\$347,699.6)	(\$674,312.9)	(\$688,815.6)	(\$674,312.9)	(\$688,815.6)
NON DEDUCTIBLE MEALS		(\$40,362.8)	(\$40,156.1)	(\$49,404.2)	(\$58,828.5)	(\$59,853.6)	(\$54,413.6)	(\$55,654.2)	(\$57,034.4)	(\$58,209.3)	(\$57,034.4)	(\$58,209.3)
INTEREST EXPENSE	WP 7C1	\$2,924,915.2	\$3,367,407.1	\$3,500,347.2	\$3,813,132.1	\$4,233,726.4	\$4,127,818.5	\$4,618,730.8	\$4,747,729.2	\$5,200,521.6	\$4,747,729.2	\$5,200,521.6
TOTAL		\$48,301,240.6	\$48,343,950.0	\$49,455,146.3	\$51,404,403.7	\$52,085,415.2	\$56,383,944.2	\$56,256,955.3	\$57,140,595.6	\$58,511,466.8	\$57,367,733.4	\$58,583,146.3
<u>STATE CORPORATION FRANCHISE TAX DEDUCTIONS</u>												
STATE TAX DEPRECIATION (INCLUDES GO COMPONENT)		\$8,112,899.5	\$8,487,682.2	\$8,544,403.8	\$9,307,393.6	\$8,891,603.7	\$23,662,454.2	\$25,415,149.8	\$28,379,538.1	\$30,372,799.6	\$28,379,538.1	\$30,372,799.6
TAXABLE INCOME		\$14,124,531.8	\$17,893,473.4	\$12,494,088.3	\$9,575,943.9	\$14,431,065.6	(\$7,715,567.1)	(\$9,730,521.6)	(\$13,034,125.9)	(\$5,728,979.3)	(\$2,608,297.4)	(\$2,439,012.4)
TAX @ 8.84%		\$1,248,608.61	\$1,581,783.0	\$1,104,477.4	\$846,513.4	\$1,273,706.2	(\$682,056.1)	(\$860,178.1)	(\$1,152,216.7)	(\$506,441.8)	(\$230,573.5)	(\$215,608.7)
TAX @ 8.84%		\$1,248,608.6	\$1,581,783.0	\$1,104,477.4	\$846,513.4	\$1,273,706.2	(\$682,056.1)	(\$860,178.1)	(\$1,152,216.7)	(\$506,441.8)	(\$230,573.5)	(\$215,608.7)
<u>FEDERAL INCOME TAX DEDUCTIONS</u>												
FEDERAL BOOK DEPRECIATION (INCLUDES GO COMPONENT)		\$9,227,683.2	\$10,704,989.2	\$11,057,868.2	\$11,642,798.9	\$12,201,110.6	\$12,695,315.7	\$14,007,202.6	\$14,885,794.7	\$15,930,015.8	\$14,885,794.7	\$15,930,015.8
FEDERAL BOOK DEPRECIATION - DISTRICT		\$8,095,757.6	\$9,535,908.1	\$10,116,081.9	\$10,677,859.9	\$10,890,063.8	\$11,382,628.4	\$12,346,708.7	\$12,629,206.0	\$13,636,968.4	\$12,629,206.0	\$13,636,968.4
FEDERAL BOOK DEPRECIATION - CSS		\$1,131,925.6	\$1,169,081.2	\$941,786.3	\$964,939.0	\$1,311,046.8	\$1,312,687.3	\$1,660,494.0	\$2,256,588.7	\$2,293,047.4	\$2,256,588.7	\$2,293,047.4
STATE CORP. FRANCH. TAX		\$1,248,608.6	\$1,581,783.0	\$1,104,477.4	\$846,513.4	\$1,273,706.2	(\$682,056.1)	(\$860,178.1)	(\$1,152,216.7)	(\$506,441.8)	(\$230,573.5)	(\$215,608.7)
AMERICAN JOBS CREATION DEDUCTION (Percentage of Taxable Income)		\$1,160,375.9	\$1,373,711.8	\$883,613.9	\$662,306.8	\$1,004,120.9	\$0.0	\$0.0	\$0.0	\$0.0	\$0.0	\$0.0
TAXABLE INCOME		\$10,600,763.6	\$12,720,671.5	\$7,992,532.5	\$5,731,718.4	\$8,841,731.6	\$3,933,627.5	\$2,537,603.6	\$1,611,834.3	\$9,220,246.2	\$11,116,019.5	\$12,219,380.1
TAX @ Effective Statutory Rate		\$3,710,267.3	\$4,452,235.0	\$2,797,386.4	\$2,006,101.4	\$3,094,606.1	\$826,061.8	\$532,896.8	\$338,485.2	\$1,936,251.7	\$2,334,364.1	\$2,566,069.8
Deferred Federal Income Tax (Adjustment)							(\$1,719,626.1)	(\$1,719,626.1)	(\$1,719,626.1)	(\$1,719,626.1)	(\$1,719,626.1)	(\$1,719,626.1)
ADJUSTED FEDERAL TAX		\$3,710,267.3	\$4,452,235.0	\$2,797,386.4	\$2,006,101.4	\$3,094,606.1	(\$893,564.3)	(\$1,186,729.3)	(\$1,381,140.9)	\$216,625.6	\$614,738.0	\$846,443.8
TOTAL INCOME TAXES		\$4,958,875.9	\$6,034,018.1	\$3,901,863.8	\$2,852,614.9	\$4,370,312.3	(\$1,575,620.4)	(\$2,046,907.4)	(\$2,533,357.6)	(\$289,816.1)	\$384,164.6	\$630,835.1

Details of Income Tax Deductions and Credits

WP7C1

101 - Bakersfield (BAK) - Scenario1

	SOURCE	2013	2014	2015	2016	2017	2018	2019	2020	2021
O&M and A&G EXPENSES EXCLUDING DEPRECIATION & INCOME TAXES										
OPER. & MAINT. EXCL.										
UNCOLLECTIBLES	TBL 5-B	\$28,086,319.7	\$28,173,787.4	\$26,843,465.4	\$29,846,094.7	\$29,228,736.3	\$30,384,300.6	\$31,069,742.5	\$31,648,629.7	\$32,108,653.5
ADMIN & GEN. and MISC. EXP.	TBL 5-B	\$5,282,255.9	\$4,542,328.7	\$5,721,572.7	\$4,945,433.5	\$4,632,474.7	\$5,652,410.6	\$4,387,930.1	\$4,402,051.6	\$4,330,356.0
PRORATED G. O. EXPENSES	Table 11 SOE	\$9,915,967.42	\$10,308,472.17	\$11,203,182.96	\$10,274,396.33	\$11,874,185.12	\$13,776,156.93	\$13,895,275.93	\$14,839,129.80	\$15,067,242.09
EXCLUDE GO BOOK DEPRECIATION	CH11 SOE	(\$1,131,925.6)	(\$1,169,081.2)	(\$941,786.3)	(\$964,939.0)	(\$1,311,046.8)	(\$1,312,687.3)	(\$1,660,494.0)	(\$2,256,588.7)	(\$2,293,047.4)
Subtotal Before Uncollectibles, Franchise, and Business License		\$42,152,617.4	\$41,855,507.1	\$42,826,434.9	\$44,100,985.5	\$44,424,349.3	\$48,500,180.9	\$47,692,454.6	\$48,633,222.4	\$49,213,204.2
At Present Rates										
UNCOLLECTIBLES	TBL 5-B	\$418,812.3	\$531,395.0	\$604,658.6	\$685,317.6	\$471,242.1	\$544,297.7	\$541,368.5	\$545,465.4	\$625,752.9
TAXES OTHER THAN INCOME	TBL 7-B	\$3,074,644.9	\$2,888,024.4	\$2,866,161.9	\$3,141,489.4	\$3,279,176.8	\$3,547,867.5	\$3,807,755.2	\$3,945,525.9	\$4,219,013.0
Total Deduction at Present Rates		\$45,646,074.5	\$45,274,926.5	\$46,297,255.3	\$47,927,792.5	\$48,174,768.2	\$52,592,346.0	\$52,041,578.3	\$53,124,213.7	\$54,057,970.0
At Proposed Rates										
UNCOLLECTIBLES	Table 11 SOE						\$544,297.7	\$541,368.5	\$625,626.2	\$651,049.8
TAXES OTHER THAN INCOME	Table 11 SOE						\$3,547,867.5	\$3,807,755.2	\$4,092,502.9	\$4,265,395.6
Total Deduction at Proposed Rates							\$52,592,346.0	\$52,041,578.3	\$53,351,351.5	\$54,129,649.6
TRANSPORTATION DEPRECIATION ADJUSTMENT										
TRANSPORTATION DEPREC. - (include District, GO and RDOM/RDV Alloc to applicable districts)										
	TBL 9-C	229,386.3	258,227.5	293,052.0	277,692.4	263,225.8	281,806.8	347,699.6	674,312.9	688,815.6
Total Adjustment		\$229,386.3	\$258,227.5	\$293,052.0	\$277,692.4	\$263,225.8	\$281,806.8	\$347,699.6	\$674,312.9	\$688,815.6
INTEREST EXPENSE										
RATE BASE EXCLUDING WRK CASH WEIGHTED COST OF DEBT	TBL 10-F WP7-C1a	\$100,512,551.5 2.91%	\$115,718,457.3 2.91%	\$120,286,844.4 2.91%	\$131,035,466.9 2.91%	\$145,488,880.2 2.91%	\$160,615,506.8 2.57%	\$179,717,151.1 2.57%	\$184,736,545.9 2.57%	\$202,354,927.5 2.57%
INTEREST EXPENSE		\$2,924,915.2	\$3,367,407.1	\$3,500,347.2	\$3,813,132.1	\$4,233,726.4	\$4,127,818.5	\$4,618,730.8	\$4,747,729.2	\$5,200,521.6
American Jobs Creation Act										
Any Production Activity	Yes									
At Present Rates										
Income		\$70,538,671.9	\$74,725,105.6	\$70,493,638.4	\$70,287,741.2	\$75,408,084.5	\$72,330,831.3	\$71,941,583.4	\$72,486,007.8	\$83,155,287.1
General Deductions		\$48,301,240.6	\$48,343,950.0	\$49,455,146.3	\$51,404,403.7	\$52,085,415.2	\$56,383,944.2	\$56,256,955.3	\$57,140,595.6	\$58,511,466.8
Other Federal Deductions		\$9,344,366.2	\$11,117,691.1	\$11,220,559.3	\$11,524,373.3	\$12,165,770.0	\$10,700,572.3	\$11,486,530.5	\$11,476,989.2	\$13,130,526.7
		\$12,893,065.1	\$15,263,464.5	\$9,817,932.8	\$7,358,964.2	\$11,156,899.3	\$5,246,314.8	\$4,198,097.6	\$3,868,423.0	\$11,513,293.6
Prorated Effective Deduction		9.00%	9.00%	9.00%	9.00%	9.00%	0.00%	0.00%	0.00%	0.00%
Total Deduction at Present Rates		\$1,160,375.9	\$1,373,711.8	\$883,613.9	\$662,306.8	\$1,004,120.9	\$0.0	\$0.0	\$0.0	\$0.0

Output to Tax Depreciation Workpaper - State & Federal

WP7C2

101 - Bakersfield (BAK) - Scenario1

ACCELERATED DEPRECIATION FOR STATE INCOME TAX DEDUCTION (FLOW THROUGH)

	<u>2017</u>	<u>2018</u>	<u>2019</u>	<u>2020</u>	<u>2021</u>
Recorded State Tax Depreciation	\$ 7,441,532				
State Tax Depreciation Associated to Recorded Plant		\$ 6,794,924	\$ 6,292,992	\$ 5,892,020	\$ 5,524,728
Gross Adds Including CIAC Addbacks		\$ 33,860,666	\$ 26,695,847	\$ 35,855,254	\$ 33,149,017
Repairs Deduction		\$ 13,698,849	\$ 14,796,582	\$ 18,114,202	\$ 20,200,827
State Tax Depreciation Associated to Forecast Adds		\$ 727,578	\$ 1,780,917	\$ 2,320,735	\$ 2,799,266
Total State Tax Depreciation		\$ 7,522,502	\$ 8,073,909	\$ 8,212,755	\$ 8,323,994
Total State Tax Depreciation and Repairs		\$ 21,221,351	\$ 22,870,491	\$ 26,326,957	\$ 28,524,821
CSS Allocation		\$ 2,441,103	\$ 2,544,659	\$ 2,052,581	\$ 1,847,979
Total State Tax Depreciation Including CSS		\$ 23,662,454	\$ 25,415,150	\$ 28,379,538	\$ 30,372,800

Unamortized Investment Tax Credit

WP7C3

101 - Bakersfield (BAK) - Scenario1

	<u>2012</u>	<u>2013</u>	<u>2014</u>	<u>2015</u>	<u>2016</u>	<u>2017</u>	<u>2018</u>	<u>2019</u>	<u>2020</u>	<u>2021</u>
BEGIN YEAR BALANCE (\$)	\$331,611.0	\$324,629.4	\$317,647.8	\$310,780.8	\$303,818.7	\$296,837.1	\$289,855.6	\$282,874.0	\$275,892.4	\$268,910.8
INVEST TAX CREDIT FOR YEAR (\$)	(\$6,981.6)	(\$6,981.6)	(\$6,867.0)	(\$6,962.1)	(\$6,981.6)	(\$6,981.6)	(\$6,981.6)	(\$6,981.6)	(\$6,981.6)	(\$6,981.6)
ENDING BALANCE (\$)	\$324,629.4	\$317,647.8	\$310,780.8	\$303,818.7	\$296,837.1	\$289,855.6	\$282,874.0	\$275,892.4	\$268,910.8	\$261,929.2
AVERAGE YEAR BALANCE \$-1000	\$328,120.2	\$321,138.6	\$314,214.3	\$307,299.8	\$300,327.9	\$293,346.3	\$286,364.8	\$279,383.2	\$272,401.6	\$265,420.0

Deferred Federal Income Taxes

WP7C4

101 - Bakersfield (BAK) - Scenario1

	Recorded Years						Calendar Year			
	2012	2013	2014	2015	2016	2017	2018	2019	2020	2021
BEGIN YEAR BALANCE (\$)	\$22,031,797	\$26,613,452	\$29,064,395	\$23,982,917	\$39,487,893	\$32,488,817	\$46,212,704	\$46,438,159	\$46,818,079	\$47,866,935
DEFERRED TAX FOR YEAR (\$)	\$4,581,655	\$2,450,943	(\$5,081,478)	\$15,504,976	(\$6,999,076)	\$13,723,887	\$1,945,081	\$2,099,546	\$2,768,482	\$3,158,682
Adjustment for Excess Deferred Tax Liability							(\$1,719,626)	(\$1,719,626)	(\$1,719,626)	(\$1,719,626)
ENDING BALANCE (\$)	\$26,613,452	\$29,064,395	\$23,982,917	\$39,487,893	\$32,488,817	\$46,212,704	\$46,438,159	\$46,818,079	\$47,866,935	\$49,305,991
AVERAGE YEAR BALANCE \$-1000	\$24,322,624.3	\$27,838,923.3	\$26,523,656.0	\$31,735,405.1	\$35,988,355.2	\$39,350,760.6	\$47,113,747.1	\$47,410,756.7	\$48,100,556.1	\$49,330,169.1
DEFERRED TAX FOR YEAR (\$)	\$4,581,655	\$2,450,943	(\$5,081,478)	\$15,504,976	(\$6,999,076)	\$13,723,887	\$1,945,081	\$2,099,546	\$2,768,482	\$3,158,682

Approved Pro-Rata Factors

January
February
March
April
May
June
July
August
September
October
November
December

PRORATION FACTORS

0.917808219	\$148,767.6	\$160,581.7	\$211,744.6	\$241,588.7
0.84109589	\$136,333.3	\$147,160.0	\$194,046.6	\$221,396.2
0.756164384	\$122,566.7	\$132,300.2	\$174,452.3	\$199,040.2
0.673972603	\$109,244.3	\$117,919.7	\$155,490.1	\$177,405.4
0.589041096	\$95,477.7	\$103,059.9	\$135,895.8	\$155,049.5
0.506849315	\$82,155.2	\$88,679.5	\$116,933.6	\$133,414.6
0.421917808	\$68,388.7	\$73,819.7	\$97,339.3	\$111,058.7
0.336986301	\$54,622.1	\$58,959.9	\$77,745.0	\$88,702.7
0.254794521	\$41,299.7	\$44,579.4	\$58,782.8	\$67,067.9
0.169863014	\$27,533.1	\$29,719.6	\$39,188.6	\$44,711.9
0.087671233	\$14,210.6	\$15,339.2	\$20,226.4	\$23,077.1
0.002739726	\$444.1	\$479.3	\$632.1	\$721.2
	\$901,043.1	\$972,598.1	\$1,282,477.2	\$1,463,234.1

Utility Plant in Service (UPIS)

Table 8UPIS

101 - Bakersfield (BAK) - Scenario 1

	<u>2013</u>	<u>2014</u>	<u>2015</u>	<u>2016</u>	<u>2017</u>	<u>2018</u>	<u>2019</u>	<u>2020</u>	<u>2021</u>	<u>2017 Adopted</u>
BEGINNING OF YEAR BALANCE	\$ 297,599,563	\$ 312,674,483	\$ 332,330,805	\$ 347,895,567	\$ 378,881,499	\$ 402,950,974	\$ 435,260,181	\$ 450,075,242	\$ 484,368,642	\$ 373,155,900
Non-Regulated Contracts	\$ -	\$ -	\$ -	\$ -	\$ -	\$ (1,153,965)	\$ (1,285,402)	\$ (1,287,346)	\$ (1,337,447)	\$ -
Synergy and Misc. Adjustments	\$ -	\$ -	\$ -	\$ -	\$ -	\$ -	\$ -	\$ -	\$ -	\$ (13,508,500)
Cap Interest Adjustment	\$ -	\$ -	\$ -	\$ -	\$ -	\$ (137,277)	\$ (124,502)	\$ (111,727)	\$ (98,952)	\$ (1,137,605)
Carry forward Adjustment	\$ -	\$ -	\$ -	\$ -	\$ -	\$ -	\$ (10,120,632)	\$ -	\$ -	\$ -
ADJUSTED BALANCE	\$ 297,599,563	\$ 312,674,483	\$ 332,330,805	\$ 347,895,567	\$ 378,881,499	\$ 401,659,732	\$ 423,729,646	\$ 448,676,168	\$ 482,932,243	\$ 358,509,795
Gross Additions (includes input adj)	\$ 15,209,015	\$ 21,080,644	\$ 16,922,880	\$ 33,221,522	\$ 28,164,084	\$ 35,289,670	\$ 28,124,851	\$ 37,284,258	\$ 34,578,021	\$ 24,945,612
<u>Additions to plant</u>										
Company-funded plant	\$ 12,187,394	\$ 19,198,684	\$ 16,657,113	\$ 28,633,982	\$ 25,194,081	\$ 31,055,071	\$ 23,800,218	\$ 33,147,095	\$ 30,420,343	\$ 20,769,285
Advance deposits for specific plant	\$ 1,347,628	\$ 1,026,300	\$ -	\$ 3,529,201	\$ 1,241,891	\$ 1,429,004	\$ 1,429,004	\$ 1,429,004	\$ 1,429,004	\$ 3,039,063
Contributions	\$ 1,673,993	\$ 855,660	\$ 265,767	\$ 1,058,339	\$ 1,728,112	\$ 1,116,374	\$ 1,116,374	\$ 1,116,374	\$ 1,116,374	\$ 1,137,264
Retirements	\$ (364,211)	\$ (1,395,362)	\$ (990,111)	\$ (2,235,590)	\$ (1,290,497)	\$ (1,689,221)	\$ (1,779,255)	\$ (1,591,784)	\$ (1,612,299)	\$ (945,649)
Total	\$ 14,844,804	\$ 19,685,282	\$ 15,932,768	\$ 30,985,932	\$ 26,873,586	\$ 33,600,450	\$ 26,345,596	\$ 35,692,473	\$ 32,965,721	\$ 23,999,963
System Adjustments	\$ 230,116	\$ (28,960)	\$ (368,007)	\$ -	\$ (2,804,111)	\$ -	\$ -	\$ -	\$ -	\$ -
Net Additions with Adjustments	\$ 15,074,920	\$ 19,656,322	\$ 15,564,762	\$ 30,985,932	\$ 24,069,475	\$ 33,600,450	\$ 26,345,596	\$ 35,692,473	\$ 32,965,721	\$ 23,999,963
End of Year Balance	\$ 312,674,483	\$ 332,330,805	\$ 347,895,567	\$ 378,881,499	\$ 402,950,974	\$ 435,260,181	\$ 450,075,242	\$ 484,368,642	\$ 515,897,964	\$ 382,509,758
WEIGHTED AVERAGE ADDITIONS	\$ 7,314,107	\$ 9,536,929	\$ 7,551,770	\$ 15,033,872	\$ 11,678,120	\$ 16,302,394	\$ 12,782,457	\$ 17,317,410	\$ 15,994,434	\$ 13,193,814
WEIGHTED AVERAGE ADJUSTED PLANT IN SERVICE	\$ 304,913,670	\$ 322,211,412	\$ 339,882,575	\$ 362,929,439	\$ 390,559,618	\$ 419,253,368	\$ 448,042,638	\$ 467,392,652	\$ 500,363,076	\$ 372,841,243
- % Change	2.7%	5.7%	5.5%	6.8%	7.6%	7.3%	6.9%	4.3%	7.1%	6.3%
AVERAGE SERVICES EXCL FIRE PROT	68,454	68,972	69,540	69,996	70,378	70,770	71,181	71,698	72,210	70,819
PLANT IN SERVICE PER CUSTOMER	\$ 4,454.3	\$ 4,671.6	\$ 4,887.6	\$ 5,185.0	\$ 5,549.5	\$ 5,924.1	\$ 6,294.4	\$ 6,518.9	\$ 6,929.3	\$ 5,264.7
	2.3%	4.9%	4.6%	6.1%	7.0%	6.8%	6.3%	3.6%	6.3%	5.4%

Weighting Factor of Plant Additions

WP8A1

101 - Bakersfield (BAK) - Scenario1

	2013	2014	2015	2016	2017	2018	2019	2020	2021
WEIGHTED AVERAGE ADDITIONS AS A PERCENTAGE OF TOTAL ADDITIONS	52.7%	36.2%	35.0%	40.9%	77.9%	48.5%	48.5%	48.5%	48.5%

Method:
Five-Year Average

Adjustments to Plant in Service

WP8A2

101 - Bakersfield (BAK) - Scenario1

Item	2012	2013	2014	2015	2016	2017	2018	2019	2020	2021
1. ADJUSTMENT FOR HISTORICAL CAP INT	\$0.0	\$0.0	\$0.0	\$0.0	\$0.0	\$0.0	(\$137,277.2)	(\$124,502.2)	(\$111,727.3)	(\$98,952.3)
2. GENERAL PLANT ADJUSTMENTS										
Non -Regulated Contracts	\$0.0	\$0.0	\$0.0	\$0.0	\$0.0	\$0.0	(\$1,153,964.7)	(\$1,285,401.6)	(\$1,287,346.5)	(\$1,337,446.9)
Ratebase Write-up	\$0.0	\$0.0	\$0.0	\$0.0	\$0.0	\$0.0	\$0.0	\$0.0	\$0.0	\$0.0
Premerger/Synergy Adjustment	\$0.0	\$0.0	\$0.0	\$0.0	\$0.0	\$0.0	\$0.0	\$0.0	\$0.0	\$0.0
Carry forward Adjustment	\$0.0	\$0.0	\$0.0	\$0.0	\$0.0	\$0.0	\$0.0	(\$10,120,631.6)	\$0.0	\$0.0
TOTAL ADJUSTMENT	\$0.0	\$0.0	\$0.0	\$0.0	\$0.0	\$0.0	(\$1,291,241.9)	(\$11,530,535.4)	(\$1,399,073.8)	(\$1,436,399.3)

** There is no recorded numbers because they are only rate making adjustments

101 - Bakersfield (BAK) - District

	ACB+CO+AL budgets														
	2018	2019	2020	2021	2018	2019	2020	2021	2018	2019	2020	2021			
	Current Plant Balance	ACB plus extensions	ACB plus extensions	ACB plus extensions	ACB plus extensions	ACB	ACB	ACB	ACB	% for ACB Adv.		Advances Plus Contributions			
LAND, LAND RIGHTS, INTANGIBLES											\$2,545,378.2	\$2,545,378.2	\$2,545,378.2	\$2,545,378.2	
103010 Organization	\$50.0	\$0.0	\$0.0	\$0.0	\$0.0	\$0.0	\$0.0	\$0.0	\$0.0	0.0%					
103020 Franchises and Consents	\$21,313.7	\$0.0	\$0.0	\$0.0	\$0.0	\$0.0	\$0.0	\$0.0	\$0.0	0.0%					
103030 Other Intangible Plant	\$1,849,382.4	\$75,533.4	\$452,618.8	\$600,353.8	\$25,510.6	\$75,533.4	\$452,618.8	\$600,353.8	\$25,510.6	0.0%					
103061 Land	\$3,316,426.6	\$1,252,650.4	\$26,817.5	\$678,126.6	\$28,392.8	\$1,252,650.4	\$26,817.5	\$678,126.6	\$28,392.8	0.0%					
103062 Land Rights	\$111,431.1	\$42,088.7	\$901.1	\$22,784.9	\$954.0	\$42,088.7	\$901.1	\$22,784.9	\$954.0	0.0%					
WATER SUPPLY PROJECTS															
Structures and Improvements - Supply															
103110 Plant	\$4,336.6	\$110.8	\$146.1	\$174.6	\$107.9	\$110.8	\$146.1	\$174.6	\$107.9	0.0%					
103120 Collecting and Impounding Reservoirs	\$67,915.3	\$23,154.1	\$10,901.0	\$359.0	\$366.0	\$23,154.1	\$10,901.0	\$359.0	\$366.0	0.0%					
103130 Lake, River and Other Intakes	\$0.0	\$0.0	\$0.0	\$0.0	\$0.0	\$0.0	\$0.0	\$0.0	\$0.0	0.0%					
103150 Wells - Supply plant	\$4,929,250.8	\$1,680,514.4	\$791,186.1	\$26,056.5	\$26,565.7	\$1,680,514.4	\$791,186.1	\$26,056.5	\$26,565.7	0.0%					
103160 Supply Mains	\$0.0	\$0.0	\$0.0	\$0.0	\$0.0	\$0.0	\$0.0	\$0.0	\$0.0	0.0%	\$0.0	\$0.0	\$0.0	\$0.0	
103163 Steel - Supply Main	\$3,418,570.1	\$1,165,482.7	\$548,709.2	\$18,070.9	\$18,424.0	\$1,165,482.7	\$548,709.2	\$18,070.9	\$18,424.0	0.0%					
103164 All Other - Supply Mains	\$179,266.5	\$61,116.8	\$28,773.8	\$947.6	\$966.1	\$61,116.8	\$28,773.8	\$947.6	\$966.1	0.0%					
PUMPING PLANT PROJECTS															
Structures and Improvements -															
103210 Pumping Plant	\$7,625,753.9	\$254,646.5	\$316,759.2	\$366,837.2	\$249,651.6	\$194,782.0	\$256,894.6	\$306,972.7	\$189,787.0	2.4%	\$59,864.6	\$59,864.6	\$59,864.6	\$59,864.6	
103211 Pavement - Pumping Plant	\$351,716.0	\$11,744.8	\$14,609.6	\$16,919.3	\$11,514.5	\$8,983.8	\$11,848.5	\$14,158.2	\$8,753.4	0.1%	\$2,761.1	\$2,761.1	\$2,761.1	\$2,761.1	
103240 Pumping Equipment	\$27,669,066.8	\$5,245,109.2	\$2,730,343.0	\$4,313,533.0	\$2,874,374.8	\$5,027,898.4	\$2,513,132.2	\$4,096,322.1	\$2,657,164.0	8.5%	\$217,210.8	\$217,210.8	\$217,210.8	\$217,210.8	
103241 System Ctrl Computer Equipment	\$2,953,632.9	\$559,907.8	\$291,460.2	\$460,463.4	\$306,835.4	\$536,720.9	\$268,273.2	\$437,276.5	\$283,648.4	0.9%	\$23,186.9	\$23,186.9	\$23,186.9	\$23,186.9	
103250 Other Pumping Plant	\$31,617.9	\$5,993.7	\$3,120.0	\$4,929.2	\$3,284.6	\$5,745.5	\$2,871.8	\$4,680.9	\$3,036.4	0.0%	\$248.2	\$248.2	\$248.2	\$248.2	
TREATMENT PLANT PROJECTS											\$0.0	\$0.0	\$0.0	\$0.0	
Structures and Improvements -															
103310 Treatment Plant	\$20,378,385.6	\$520,518.0	\$686,502.3	\$820,326.4	\$507,169.9	\$520,518.0	\$686,502.3	\$820,326.4	\$507,169.9	0.0%	\$0.0	\$0.0	\$0.0	\$0.0	
103320 Water Treatment Equipment	\$33,084,096.4	\$4,777,192.7	\$658,346.1	\$4,028,142.0	\$1,873,809.1	\$4,777,192.7	\$658,346.1	\$4,028,142.0	\$1,873,809.1	0.0%	\$0.0	\$0.0	\$0.0	\$0.0	
TRANSMISSION AND DISTRIBUTION PROJECTS											\$0.0	\$0.0	\$0.0	\$0.0	
Structures and Improvements -															
103410 Transmission and Distribution	\$293,060.3	\$9,786.2	\$12,173.2	\$14,097.7	\$9,594.2	\$7,485.5	\$9,872.5	\$11,797.1	\$7,293.6	0.1%	\$2,300.6	\$2,300.6	\$2,300.6	\$2,300.6	
103411 Pavement - Trans & Dist Plant	\$72,155.9	\$2,409.5	\$2,997.2	\$3,471.1	\$2,362.2	\$1,843.1	\$2,430.8	\$2,904.6	\$1,795.8	0.0%	\$566.4	\$566.4	\$566.4	\$566.4	
103420 Reservoirs and Tanks	\$14,184,991.3	\$851,199.8	\$429,019.8	\$1,015,339.9	\$558,264.0	\$739,843.2	\$317,663.1	\$903,983.2	\$446,907.4	4.4%	\$111,356.6	\$111,356.6	\$111,356.6	\$111,356.6	
103421 Tank Painting	\$6,191,043.3	\$48,601.6	\$48,601.6	\$48,601.6	\$48,601.6	\$0.0	\$0.0	\$0.0	\$0.0	1.9%	\$48,601.6	\$48,601.6	\$48,601.6	\$48,601.6	
103431 A.C.-Trans & Distrib Mains	\$25,255,207.1	\$1,427,704.2	\$1,793,692.5	\$2,556,151.7	\$2,932,131.2	\$1,229,442.9	\$1,595,431.2	\$2,357,890.5	\$2,733,869.9	7.8%	\$198,261.3	\$198,261.3	\$198,261.3	\$198,261.3	
103432 Cast Iron Pipe-T & D Mains	\$1,846,534.2	\$104,386.6	\$131,145.8	\$186,893.0	\$214,382.7	\$89,890.7	\$116,649.9	\$172,397.1	\$199,886.9	0.6%	\$14,495.9	\$14,495.9	\$14,495.9	\$14,495.9	
103433 Steel-Trans & Distrib Mains	\$7,226,177.1	\$408,503.6	\$513,222.5	\$731,382.0	\$838,959.6	\$351,775.9	\$456,494.7	\$674,654.3	\$782,231.9	2.2%	\$56,727.8	\$56,727.8	\$56,727.8	\$56,727.8	
103434 All Other-Trans & Dist Mains	\$20,293,534.0	\$1,147,215.4	\$1,441,301.1	\$2,053,966.6	\$2,356,080.6	\$987,904.8	\$1,281,990.6	\$1,894,656.0	\$2,196,770.0	6.3%	\$159,310.6	\$159,310.6	\$159,310.6	\$159,310.6	
103435 Ductile Iron Pipe-T&D Mains	\$45,003,223.1	\$2,544,080.9	\$3,196,249.5	\$4,554,904.9	\$5,224,877.1	\$2,190,791.5	\$2,842,960.1	\$4,201,615.5	\$4,871,587.8	13.9%	\$353,289.4	\$353,289.4	\$353,289.4	\$353,289.4	
103436 Plastic Pipe-T & D Mains	\$67,746,146.2	\$3,829,762.9	\$4,811,512.8	\$6,856,781.2	\$7,865,332.0	\$3,297,934.5	\$4,279,684.3	\$6,324,952.7	\$7,333,503.5	20.9%	\$531,828.4	\$531,828.4	\$531,828.4	\$531,828.4	
103440 Fire Mains	\$0.0	\$0.0	\$0.0	\$0.0	\$0.0	\$0.0	\$0.0	\$0.0	\$0.0	0.0%	\$0.0	\$0.0	\$0.0	\$0.0	
103450 Services	\$71,759,602.3	\$8,337,530.0	\$7,228,877.7	\$6,317,695.7	\$6,431,300.7	\$7,774,194.6	\$6,665,542.4	\$5,754,360.4	\$5,867,965.4	22.1%	\$563,335.3	\$563,335.3	\$563,335.3	\$563,335.3	
103460 Meters	\$12,563,486.4	(\$1,322,786.5)	(\$275,250.1)	\$994,422.0	\$1,010,951.3	-\$1,421,413.8	-\$373,877.4	\$895,794.7	\$912,324.0	3.9%	\$98,627.3	\$98,627.3	\$98,627.3	\$98,627.3	
103480 Hydrants	\$13,172,125.2	\$188,657.5	\$244,005.3	\$249,257.4	\$252,249.0	\$85,252.2	\$140,600.0	\$145,852.1	\$148,843.7	4.1%	\$103,405.3	\$103,405.3	\$103,405.3	\$103,405.3	
GENERAL PLANT															
Structures and Improvements -															
103710 General Plant	\$3,252,106.6	\$83,067.4	\$109,556.2	\$130,912.7	\$80,937.2	\$83,067.4	\$109,556.2	\$130,912.7	\$80,937.2	0.0%					
103711 Driveway Pavement	\$854,036.7	\$21,814.4	\$28,770.6	\$34,379.0	\$21,255.0	\$21,814.4	\$28,770.6	\$34,379.0	\$21,255.0	0.0%					
103720 Office Furniture and Equipment	\$478,626.6	\$55,753.1	\$14,256.5	\$10,207.2	\$10,483.1	\$55,753.1	\$14,256.5	\$10,207.2	\$10,483.1	0.0%					
103721 Office Equipment - Computers	\$259,446.8	\$42,687.7	\$13,535.0	\$10,207.2	\$10,483.1	\$42,687.7	\$13,535.0	\$10,207.2	\$10,483.1	0.0%					
103722 Computer Software	\$156,335.3	\$36,541.2	\$13,195.5	\$10,207.2	\$10,483.1	\$36,541.2	\$13,195.5	\$10,207.2	\$10,483.1	0.0%					
103730 Transportation	\$3,812,904.9	\$1,310,923.0	\$1,718,335.0	\$30,621.7	\$640,712.7	\$1,310,923.0	\$1,718,335.0	\$30,621.7	\$640,712.7	0.0%					
103740 Stores Equipment	\$75,705.0	\$22,270.9	\$6,259.2	\$6,396.3	\$6,890.3	\$22,270.9	\$6,259.2	\$6,396.3	\$6,890.3	0.0%					
103750 Laboratory Equipment	\$119,898.9	\$29,312.6	\$7,137.1	\$7,895.7	\$8,617.7	\$29,312.6	\$7,137.1	\$7,895.7	\$8,617.7	0.0%					
103760 Communication Equipment	\$409,724.5	\$75,492.7	\$12,894.4	\$19,946.1	\$19,946.1	\$75,492.7	\$12,894.4	\$19,946.1	\$17,729.1	0.0%					
103770 Power Operated Equipment	\$147,504.4	\$33,711.2	\$7,685.4	\$8,832.3	\$9,696.7	\$33,711.2	\$7,685.4	\$8,832.3	\$9,696.7	0.0%					
103780 Tools, Shop and Garage	\$1,775,742.8	\$293,150.6	\$40,029.9	\$64,076.3	\$73,339.8	\$293,150.6	\$40,029.9	\$64,076.3	\$73,339.8	0.0%					
103790 Other General Plant	\$8,820.9	\$11,613.7	\$4,930.5	\$4,127.0	\$4,275.9	\$11,613.7	\$4,930.5	\$4,127.0	\$4,275.9	0.0%					

Advance Budget Translator

WP8B1Translator

101 - Bakersfield (BAK) - District

	ACB+CO+AL budgets										Advances Plus Contributions			
	2018	2019	2020	2021	2018	2019	2020	2021	2018	2019	2020	2021		
Current Plant Balance		ACB plus extensions	ACB plus extensions	ACB plus extensions	ACB plus extensions	ACB	ACB	ACB		% for ACB Adv.				
103900 Other Tangible Plant	\$621.6	\$10,307.3	\$4,767.7	\$3,848.8	\$3,955.5	\$10,307.3	\$4,767.7	\$3,848.8	\$3,955.5	0.0%				
103910 Utility Plant Purchased	\$0.0	\$10,208.2	\$4,755.3	\$3,827.7	\$3,931.2	\$10,208.2	\$4,755.3	\$3,827.7	\$3,931.2	0.0%				
ALL STRUCTURES (A)	\$32,831,551.5													
TOTAL COMPANY FUNDED -- \$ AMOUNT	\$402,950,973.6	\$35,289,670.1	\$28,124,850.9	\$37,284,257.5	\$34,578,020.6	\$32,744,291.9	\$25,579,472.7	\$34,738,879.3	\$32,032,642.4	\$2,545,378.2	\$2,545,378.2	\$2,545,378.2	\$2,545,378.2	
	\$402,950,973.6									\$0.0	\$0.0	\$0.0	\$0.0	

Company-Funded Additions to Plant in Service

WP8B2

101 - Bakersfield (BAK) - District

Retirements
Based on 3-year Average recorded Retirements
Except Vehicles Based on Budget

	Plant Additions Based on Expected Projects Closed to Plant: Using the Budget Translator					Retirements Based on 3-year Average recorded Retirements Except Vehicles Based on Budget				EOY Balance				
	EOY Balance	2017	2018	2019	2020	2021	2018	2019	2020	2021	2018	2019	2020	2021
LAND, LAND RIGHTS, INTANGIBLES														
103010 Organization	\$50.0	\$0.0	\$0.0	\$0.0	\$0.0	\$0.0	\$0.0	\$0.0	\$0.0	\$0.0	\$50.0	\$50.0	\$50.0	\$50.0
103020 Franchises and Consents	\$21,313.7	\$0.0	\$0.0	\$0.0	\$0.0	\$0.0	\$0.0	\$0.0	\$0.0	\$21,313.7	\$21,313.7	\$21,313.7	\$21,313.7	
103030 Other Intangible Plant	\$1,849,382.4	\$75,533.4	\$452,618.8	\$600,353.8	\$25,510.6	\$0.0	\$0.0	\$0.0	\$0.0	\$1,924,915.8	\$2,377,534.6	\$2,977,888.4	\$3,003,399.0	
103061 Land	\$3,316,426.6	\$1,252,650.4	\$26,817.5	\$678,126.6	\$28,392.8	\$0.0	\$0.0	\$0.0	\$0.0	\$4,569,077.0	\$4,595,894.5	\$5,274,021.2	\$5,302,414.0	
103062 Land Rights	\$111,431.1	\$42,088.7	\$901.1	\$22,784.9	\$954.0	\$0.0	\$0.0	\$0.0	\$0.0	\$153,519.8	\$154,420.9	\$177,205.8	\$178,159.8	
WATER SUPPLY Structures and Improvements - Supply														
103110 Plant	\$4,336.6	\$110.8	\$146.1	\$174.6	\$107.9	\$0.0	\$0.0	\$0.0	\$0.0	\$4,447.4	\$4,593.5	\$4,768.0	\$4,876.0	
Collecting and Impounding														
103120 Reservoirs	\$67,915.3	\$23,154.1	\$10,901.0	\$359.0	\$366.0	\$0.0	\$0.0	\$0.0	\$0.0	\$91,069.4	\$101,970.4	\$102,329.4	\$102,695.4	
Lake, River and Other														
103130 Intakes	\$0.0	\$0.0	\$0.0	\$0.0	\$0.0	\$0.0	\$0.0	\$0.0	\$0.0	\$0.0	\$0.0	\$0.0	\$0.0	
103150 Wells - Supply plant	\$4,929,250.8	\$1,680,514.4	\$791,186.1	\$26,056.5	\$26,565.7	(\$20,806.5)	(\$20,806.5)	(\$20,806.5)	(\$20,806.5)	\$6,588,958.7	\$7,359,338.3	\$7,364,588.3	\$7,370,347.4	
103160 Supply Mains	\$0.0	\$0.0	\$0.0	\$0.0	\$0.0	\$0.0	\$0.0	\$0.0	\$0.0	\$0.0	\$0.0	\$0.0	\$0.0	
103163 Steel - Supply Main	\$3,418,570.1	\$1,165,482.7	\$548,709.2	\$18,070.9	\$18,424.0	\$0.0	\$0.0	\$0.0	\$0.0	\$4,584,052.8	\$5,132,762.0	\$5,150,832.9	\$5,169,256.9	
103164 All Other -Supply Mains	\$179,266.5	\$61,116.8	\$28,773.8	\$947.6	\$966.1	\$0.0	\$0.0	\$0.0	\$0.0	\$240,383.2	\$269,157.0	\$270,104.6	\$271,070.7	
PUMPING PLANT Structures and Improvements - Pumping														
103210 Plant	\$7,625,753.9	\$254,646.5	\$316,759.2	\$366,837.2	\$249,651.6	(\$10,080.3)	(\$10,080.3)	(\$10,080.3)	(\$10,080.3)	\$7,870,320.2	\$8,176,999.1	\$8,533,756.1	\$8,773,327.4	
103211 Pavement - Pumping Plant	\$351,716.0	\$11,744.8	\$14,609.6	\$16,919.3	\$11,514.5	\$0.0	\$0.0	\$0.0	\$0.0	\$363,460.8	\$378,070.4	\$394,989.7	\$406,504.2	
103240 Pumping Equipment	\$27,669,066.8	\$5,245,109.2	\$2,730,343.0	\$4,313,533.0	\$2,874,374.8	(\$390,560.1)	(\$390,560.1)	(\$390,560.1)	(\$390,560.1)	\$32,523,615.9	\$34,863,398.8	\$38,786,371.6	\$41,270,186.3	
System Ctrl Computer														
103241 Equipment	\$2,953,632.9	\$559,907.8	\$291,460.2	\$460,463.4	\$306,835.4	(\$6,513.3)	(\$6,513.3)	(\$6,513.3)	(\$6,513.3)	\$3,507,027.4	\$3,791,974.3	\$4,245,924.4	\$4,546,246.4	
103250 Other Pumping Plant	\$31,617.9	\$5,993.7	\$3,120.0	\$4,929.2	\$3,284.6	\$0.0	\$0.0	\$0.0	\$0.0	\$37,611.6	\$40,731.6	\$45,660.8	\$48,945.4	
TREATMENT PLANT Structures and Improvements - Treatment														
103310 Plant	\$20,378,385.6	\$520,518.0	\$686,502.3	\$820,326.4	\$507,169.9	(\$2,280.9)	(\$2,280.9)	(\$2,280.9)	(\$2,280.9)	\$20,896,622.6	\$21,580,844.0	\$22,398,889.5	\$22,903,778.4	
Water Treatment														
103320 Equipment	\$33,084,096.4	\$4,777,192.7	\$658,346.1	\$4,028,142.0	\$1,873,809.1	(\$304,329.1)	(\$304,329.1)	(\$304,329.1)	(\$304,329.1)	\$37,556,960.0	\$37,910,977.0	\$41,634,789.9	\$43,204,269.8	
TRANSMISSION AND DISTRIBUTION Structures and Improvements - Transmission and														
103410 Distribution	\$293,060.3	\$9,786.2	\$12,173.2	\$14,097.7	\$9,594.2	\$0.0	\$0.0	\$0.0	\$0.0	\$302,846.4	\$315,019.6	\$329,117.3	\$338,711.5	
Pavement - Trans & Dist														
103411 Plant	\$72,155.9	\$2,409.5	\$2,997.2	\$3,471.1	\$2,362.2	\$0.0	\$0.0	\$0.0	\$0.0	\$74,565.4	\$77,562.7	\$81,033.7	\$83,396.0	
103420 Reservoirs and Tanks	\$14,184,991.3	\$851,199.8	\$429,019.8	\$1,015,339.9	\$558,264.0	(\$9,128.4)	(\$9,128.4)	(\$9,128.4)	(\$9,128.4)	\$15,027,062.8	\$15,446,954.1	\$16,453,165.6	\$17,002,301.2	
103421 Tank Painting	\$6,191,043.3	\$48,601.6	\$48,601.6	\$48,601.6	\$48,601.6	(\$123,551.0)	(\$123,551.0)	(\$123,551.0)	(\$123,551.0)	\$6,116,093.9	\$6,041,144.5	\$5,966,195.1	\$5,891,245.7	
103431 A.C.-Trans & Distrib Mains	\$25,255,207.1	\$1,427,704.2	\$1,793,692.5	\$2,556,151.7	\$2,932,131.2	(\$722.1)	(\$722.1)	(\$722.1)	(\$722.1)	\$26,682,189.2	\$28,475,159.6	\$31,030,589.2	\$33,961,998.3	
103432 Cast Iron Pipe-T & D Mains	\$1,846,534.2	\$104,386.6	\$131,145.8	\$186,893.0	\$214,382.7	(\$6,426.6)	(\$6,426.6)	(\$6,426.6)	(\$6,426.6)	\$1,944,494.1	\$2,069,213.3	\$2,249,679.7	\$2,457,635.8	
103433 Steel-Trans & Distrib Mains	\$7,226,177.1	\$408,503.6	\$513,222.5	\$731,382.0	\$838,959.6	(\$38,565.8)	(\$38,565.8)	(\$38,565.8)	(\$38,565.8)	\$7,596,114.9	\$8,070,771.5	\$8,763,587.7	\$9,563,981.5	

Company-Funded Additions to Plant in Service

WP882

101 - Bakersfield (BAK) - District

Retirements
Based on 3-year Average recorded Retirements
Except Vehicles Based on Budget

	Plant Additions Based on Expected Projects Closed to Plant: Using the Budget Translator					Retirements Based on 3-year Average recorded Retirements Except Vehicles Based on Budget				EOY Balance			
	EOY Balance 2017	2018	2019	2020	2021	2018	2019	2020	2021	2018	2019	2020	2021
LAND, LAND RIGHTS, INTANGIBLES All Other-Trans & Dist													
103434 Mains	\$20,293,534.0	\$1,147,215.4	\$1,441,301.1	\$2,053,966.6	\$2,356,080.6	(\$18,601.6)	(\$18,601.6)	(\$18,601.6)	(\$18,601.6)	\$21,422,147.8	\$22,844,847.4	\$24,880,212.3	\$27,217,691.3
103435 Mains	\$45,003,223.1	\$2,544,080.9	\$3,196,249.5	\$4,554,904.9	\$5,224,877.1	(\$68,767.1)	(\$68,767.1)	(\$68,767.1)	(\$68,767.1)	\$47,478,537.0	\$50,606,019.4	\$55,092,157.2	\$60,248,267.3
103436 Plastic Pipe-T & D Mains	\$67,746,146.2	\$3,829,762.9	\$4,811,512.8	\$6,856,781.2	\$7,865,332.0	(\$9,389.4)	(\$9,389.4)	(\$9,389.4)	(\$9,389.4)	\$71,566,519.7	\$76,368,643.1	\$83,216,034.9	\$91,071,977.6
103440 Fire Mains	\$0.0	\$0.0	\$0.0	\$0.0	\$0.0	\$0.0	\$0.0	\$0.0	\$0.0	\$0.0	\$0.0	\$0.0	\$0.0
103450 Services	\$71,759,602.3	\$8,337,530.0	\$7,228,877.7	\$6,317,695.7	\$6,431,300.7	(\$5,760.4)	(\$5,760.4)	(\$5,760.4)	(\$5,760.4)	\$80,091,371.8	\$87,314,489.1	\$93,626,424.4	\$100,051,964.7
103460 Meters	\$12,563,486.4	(\$1,322,786.5)	(\$275,250.1)	\$994,422.0	\$1,010,951.3	(\$252,086.5)	(\$252,086.5)	(\$252,086.5)	(\$252,086.5)	\$10,988,613.4	\$10,461,276.7	\$11,203,612.2	\$11,962,477.0
103480 Hydrants	\$13,172,125.2	\$188,657.5	\$244,005.3	\$249,257.4	\$252,249.0	(\$2,804.9)	(\$2,804.9)	(\$2,804.9)	(\$2,804.9)	\$13,357,977.8	\$13,599,178.2	\$13,845,630.7	\$14,095,074.8
GENERAL PLANT Structures and Improvements - General													
103710 Plant	\$3,252,106.6	\$83,067.4	\$109,556.2	\$130,912.7	\$80,937.2	(\$17,208.9)	(\$17,208.9)	(\$17,208.9)	(\$17,208.9)	\$3,317,965.1	\$3,410,312.4	\$3,524,016.2	\$3,587,744.5
103711 Driveway Pavement	\$854,036.7	\$21,814.4	\$28,770.6	\$34,379.0	\$21,255.0	\$0.0	\$0.0	\$0.0	\$0.0	\$875,851.0	\$904,621.6	\$939,000.6	\$960,255.6
103720 Equipment	\$478,626.6	\$55,753.1	\$14,256.5	\$10,207.2	\$10,483.1	(\$7,529.3)	(\$7,529.3)	(\$7,529.3)	(\$7,529.3)	\$526,850.4	\$533,577.6	\$536,255.5	\$539,209.3
103721 Computers	\$259,446.8	\$42,687.7	\$13,535.0	\$10,207.2	\$10,483.1	(\$3,268.1)	(\$3,268.1)	(\$3,268.1)	(\$3,268.1)	\$298,866.3	\$309,133.2	\$316,072.3	\$323,287.3
103722 Computer Software	\$156,335.3	\$36,541.2	\$13,195.5	\$10,207.2	\$10,483.1	\$0.0	\$0.0	\$0.0	\$0.0	\$192,876.5	\$206,072.0	\$216,279.2	\$226,762.3
103730 Transportation	\$3,812,904.9	\$1,310,923.0	\$1,718,335.0	\$30,621.7	\$640,712.7	(\$323,250.4)	(\$413,284.3)	(\$225,814.0)	(\$246,329.0)	\$4,800,577.5	\$6,105,628.3	\$5,910,436.0	\$6,304,819.7
103740 Stores Equipment	\$75,705.0	\$22,270.9	\$6,259.2	\$6,396.3	\$6,890.3	\$0.0	\$0.0	\$0.0	\$0.0	\$97,975.9	\$104,235.0	\$110,631.3	\$117,521.6
103750 Laboratory Equipment	\$119,898.9	\$29,312.6	\$7,137.1	\$7,895.7	\$8,617.7	\$0.0	\$0.0	\$0.0	\$0.0	\$149,211.5	\$156,348.5	\$164,244.3	\$172,861.9
103760 Communication Equipment Power Operated	\$409,724.5	\$75,492.7	\$12,894.4	\$17,729.1	\$19,946.1	(\$23,380.8)	(\$23,380.8)	(\$23,380.8)	(\$23,380.8)	\$461,836.4	\$451,350.0	\$445,698.3	\$442,263.7
103770 Equipment	\$147,504.4	\$33,711.2	\$7,685.4	\$8,832.3	\$9,696.7	\$0.0	\$0.0	\$0.0	\$0.0	\$181,215.6	\$188,901.0	\$197,733.3	\$207,430.0
103780 Tools, Shop and Garage	\$1,775,742.8	\$293,150.6	\$40,029.9	\$64,076.3	\$73,339.8	(\$44,208.9)	(\$44,208.9)	(\$44,208.9)	(\$44,208.9)	\$2,024,684.5	\$2,020,505.5	\$2,040,372.9	\$2,069,503.8
103790 Other General Plant	\$8,820.9	\$11,613.7	\$4,930.5	\$4,127.0	\$4,275.9	\$0.0	\$0.0	\$0.0	\$0.0	\$20,434.7	\$25,365.2	\$29,492.2	\$33,768.1
103900 Other Tangible Plant	\$621.6	\$10,307.3	\$4,767.7	\$3,848.8	\$3,955.5	\$0.0	\$0.0	\$0.0	\$0.0	\$10,928.8	\$15,696.5	\$19,545.3	\$23,500.8
103910 Utility Plant Purchased	\$0.0	\$10,208.2	\$4,755.3	\$3,827.7	\$3,931.2	\$0.0	\$0.0	\$0.0	\$0.0	\$10,208.2	\$14,963.6	\$18,791.3	\$22,722.4
TOTAL COMPANY FUNDED	\$402,950,973.6	\$35,289,670.1	\$28,124,850.9	\$37,284,257.5	\$34,578,020.6	(\$1,689,220.6)	(\$1,779,254.5)	(\$1,591,784.2)	(\$1,612,299.2)	\$436,551,423.2	\$462,897,019.6	\$498,589,492.9	\$531,555,214.3
\$ IN THOUSANDS	\$402,951.0	\$35,289.7	\$28,124.9	\$37,284.3	\$34,578.0	(\$1,689.2)	(\$1,779.3)	(\$1,591.8)	(\$1,612.3)	\$436,551.4	\$462,897.0	\$498,589.5	\$531,555.2

Transportation Equipment

WP8B3

101 - Bakersfield (BAK) - Scenario1

**The Budget Cost in this list is estimated cost of vehicles only without any loading

Replacement Criteria: 120k miles					PID	YR	BUDG**	DESC	Details	OLD VID	YR PURCH	COST	TRADE IN \$ OF PRIOR VEH	MILEAGE
Gross Additions	2018	2019	2020	2021	Input from Fleet (should include additional and replacement vehicles)									
	600,955	895,500	282,000	440,500	115683	2019	90000	Replace > 120k Miles	Vehicle - Hydraulic Valve Truck	V206011	1/0/1900	28384.33	0	0
Retirements	(323,250)	(413,284)	(225,814)	(246,329)	115683	2019	65000	Replace > 120k Miles	Vehicle - 1.0 Ton C&C & Upfitting	V208013	1/0/1900	32607.39	0	0
					115683	2019	65000	Replace > 120k Miles	Vehicle - 1.0 Ton C&C & Upfitting	V208063	1/0/1900	25481.11	0	0
					115683	2019	40500	Replace > 120k Miles	Vehicle - 0.5 Ton Pickup & Upfitting	V208065	1/0/1900	24318.28	0	0
					115683	2019	65000	Replace > 120k Miles	Vehicle - 1.0 Ton C&C & Upfitting	V208106	1/0/1900	37037.17	0	0
					115683	2019	121000	Replace > 120k Miles	Vehicle - Flushing	V208168	1/0/1900	26735.07	0	0
					115683	2019	121000	Replace > 120k Miles	Vehicle - Flushing	V208169	1/0/1900	26735.07	0	0
					115683	2019	40500	Replace > 120k Miles	Vehicle - 0.5 Ton Pickup & Upfitting	V208174	1/0/1900	26139.82	0	0
					115683	2019	40500	Replace > 120k Miles	Vehicle - 0.5 Ton Pickup & Upfitting	V209003	1/0/1900	22125.18	0	0
					115683	2019	40500	Replace > 120k Miles	Vehicle - 0.5 Ton Pickup & Upfitting	V209009	1/0/1900	22454.85	0	0
					115683	2019	40500	Replace > 120k Miles	Vehicle - 0.5 Ton Pickup & Upfitting	V209010	1/0/1900	25387.07	0	0
					115683	2019	40500	Replace > 120k Miles	Vehicle - 0.5 Ton Pickup & Upfitting	V211034	1/0/1900	28596.92	0	0
					115683	2019	40500	Replace > 120k Miles	Vehicle - 0.5 Ton Pickup & Upfitting	V211037	1/0/1900	24887.97	0	0
					115683	2019	42500	Replace > 120k Miles	Vehicle - 0.75 Ton Pickup & Upfitting	V213001	1/0/1900	31492.19	0	0
					115683	2019	42500	Replace > 120k Miles	Vehicle - 0.75 Ton Pickup & Upfitting	V213010	1/0/1900	30901.87	0	0
					115728	2020	40500	Replace > 120k Miles	Vehicle - 0.5 Ton Pickup & Upfitting	V209004	1/0/1900	19159.06	0	0
					115728	2020	40500	Replace > 120k Miles	Vehicle - 0.5 Ton Pickup & Upfitting	V211036	1/0/1900	28950.36	0	0
					115728	2020	42500	Replace > 120k Miles	Vehicle - 0.75 Ton Pickup & Upfitting	V213005	1/0/1900	28734.25	0	0
					115728	2020	42500	Replace > 120k Miles	Vehicle - 0.75 Ton Pickup & Upfitting	V213007	1/0/1900	28734.25	0	0
					115728	2020	40500	Replace > 120k Miles	Vehicle - 0.5 Ton Pickup & Upfitting	V213070	1/0/1900	37242.08	0	0
					115728	2020	35000	Replace > 120k Miles	Vehicle - SUV	V213072	1/0/1900	42786.28	0	0
					115728	2020	40500	Replace > 120k Miles	Vehicle - 0.5 Ton Pickup & Upfitting	v214054	1/0/1900	40207.68	0	0
					115731	2021	40500	Replace > 120k Miles	Vehicle - 0.5 Ton Pickup & Upfitting	V208035	1/0/1900	29409.72	0	0
					115731	2021	155000	Replace > 120k Miles	Vehicle - 2.5 Ton C&C & Upfitting - Dump Applic	V208066	1/0/1900	55185.64	0	0
					115731	2021	40500	Replace > 120k Miles	Vehicle - 0.5 Ton Pickup & Upfitting	V209007	1/0/1900	22459.85	0	0
					115731	2021	40500	Replace > 120k Miles	Vehicle - 0.5 Ton Pickup & Upfitting	V215013	1/0/1900	29674.49	0	0
					115731	2021	40500	Replace > 120k Miles	Vehicle - 0.5 Ton Pickup & Upfitting	V212002	1/0/1900	22721.49	0	0
					115731	2021	42500	Replace > 120k Miles	Vehicle - 0.75 Ton Pickup & Upfitting	V213009	1/0/1900	28734.25	0	0
					115731	2021	40500	Replace > 120k Miles	Vehicle - 0.5 Ton Pickup & Upfitting	V213069	1/0/1900	30487.72	0	0
					115731	2021	40500	Replace > 120k Miles	Vehicle - 0.5 Ton Pickup & Upfitting	V214007	1/0/1900	27655.87	0	0
					99110	2018	41520.7	Replace V204021; >120K Miles	Vehicle - 0.5 Ton Pickup & Upfitting	V204021	1/0/1900	15009	1,000	0
					99110	2018	41520.7	Replace V204074; >120K Miles	Vehicle - 0.5 Ton Pickup & Upfitting	V204074	1/0/1900	18189.37	0	0
					99110	2018	41520.7	Replace V207008; >120K Miles	Vehicle - 0.5 Ton Pickup & Upfitting	V207008	1/0/1900	24331.48	0	0
					99110	2018	41520.7	Replace V207113; >120K Miles	Vehicle - 0.5 Ton Pickup & Upfitting	V207113	1/0/1900	20091.53	0	0
					99110	2018	41520.7	Replace V208104; >120K Miles	Vehicle - 0.5 Ton Pickup & Upfitting	V208104	1/0/1900	32382.93	0	0
					99110	2018	46983.95	Replace V206034; >120K Miles	Vehicle - 0.75 Ton Pickup & Upfitting	V206034	1/0/1900	26529.37	0	0
					99110	2018	46983.95	Replace V208011; >120K Miles	Vehicle - 0.75 Ton Pickup & Upfitting	V208011	1/0/1900	23934.04	0	0
					99112	2018	77578.15	Replace V200039; >120K Miles	Vehicle - 1.5 Ton C&C & Upfitting	V200039	1/0/1900	23477.4	0	0
					99110	2018	38242.75	Replace V207021; >120K Miles	Vehicle - Sedan	V207021	1/0/1900	27699.54	0	0
					99112	2018	48158.5488	Replace V209006; >120K Miles	Vehicle - 0.75 Ton Pickup & Upfitting	V209006	1/0/1900	28985.22	0	0
					99112	2018	48158.5488	Replace V210005; >120K Miles	Vehicle - 0.75 Ton Pickup & Upfitting	V210005	1/0/1900	29353.45	0	0
					99112	2018	43622.6854	Replace V206037; >120K Miles	Vehicle - 0.5 Ton Pickup & Upfitting	V206037	1/0/1900	20192.58	-1,000	0
					99112	2018	43622.6854	Replace V208103; >120K Miles	Vehicle - 0.5 Ton Pickup & Upfitting	V208103	1/0/1900	33074.44	-1,000	0
							\$2,218,955					\$1,208,677.6	(\$1,000.0)	

Depreciation Reserve and Expense

Table9DEPR

101 - Bakersfield (BAK) - Master

	<u>2012</u>	<u>2013</u>	<u>2014</u>	<u>2015</u>	<u>2016</u>	<u>2017</u>	<u>2018</u>	<u>2019</u>	<u>2020</u>	<u>2021</u>
Depreciation Reserve										
Beginning of the year balance	\$85,539,771.3	\$92,368,646.0	\$100,927,118.3	\$108,687,621.5	\$118,332,446.9	\$127,350,585.5	\$137,927,702.0	\$148,571,862.5	\$160,149,263.6	\$172,107,422.9
Adjustment to Reserve Balance	\$0.00	\$0.00	\$0.00	\$0.00	\$0.00	\$0.00	(\$469,689.00)	(\$503,392.58)	(\$535,454.76)	(\$568,231.33)
Adjusted Beginning balance	\$85,539,771.3	\$92,368,646.0	\$100,927,118.3	\$108,687,621.5	\$118,332,446.9	\$127,350,585.5	\$137,458,013.0	\$148,068,469.9	\$159,613,808.8	\$171,539,191.6
Accruals during the year										
Carry Forward Adjustment	\$0.0	\$0.0	\$0.0	\$0.0	\$0.0	\$0.0	\$0.0	\$0.0	(\$324,118.4)	\$0.0
Adjustments/Transfers	(\$923,376.02)	(\$5,002.29)	(\$657,226.25)	(\$401,852.98)	(\$370,298.26)	(\$153,617.24)	\$0.0	\$0.0	\$0.0	\$0.0
Transportation equipment	(\$180,466.0)	(\$184,110.4)	(\$204,234.8)	(\$243,330.7)	(\$228,802.1)	(\$186,212.3)	(\$205,515.6)	(\$258,751.1)	(\$520,199.5)	(\$503,569.1)
Contributed Plant	(\$623,736.7)	(\$652,819.9)	(\$730,175.1)	(\$1,079,230.2)	(\$1,087,663.4)	(\$1,098,572.3)	(\$1,179,658.8)	(\$1,217,046.0)	(\$1,228,000.5)	(\$1,257,806.9)
Rate making Adjustments	\$0.00	\$0.00	\$0.00	\$0.00	\$0.00	\$0.00	(\$35,267.31)	(\$37,542.43)	(\$32,110.69)	(\$34,052.16)
Net to Depreciation Expense	\$7,820,571.7	\$8,090,755.3	\$8,878,681.8	\$9,714,229.0	\$10,307,561.6	\$10,736,446.6	\$11,382,628.4	\$12,346,708.7	\$12,629,206.0	\$13,636,968.4
Total to Depreciation Accrual	\$7,820,571.72	\$8,090,755.32	\$8,878,681.81	\$9,714,228.96	\$10,307,561.64	\$10,736,446.56	\$11,417,895.7	\$12,384,251.1	\$12,661,316.7	\$13,671,020.6
TOTAL	\$8,624,774.4	\$8,927,685.6	\$9,813,091.7	\$11,036,789.9	\$11,624,027.2	\$12,021,231.1	\$12,803,070.1	\$13,860,048.2	\$14,409,516.7	\$15,432,396.7
Retirements and Adjustments										
Net Retirements (WP8-B3)	(\$872,523.6)	(\$364,211.1)	(\$1,395,362.2)	(\$990,111.5)	(\$2,235,590.3)	(\$1,290,497.5)	(\$1,689,220.6)	(\$1,779,254.5)	(\$1,591,784.2)	(\$1,612,299.2)
Net Additions	\$6,828,874.7	\$8,558,472.2	\$7,760,503.2	\$9,644,825.4	\$9,018,138.6	\$10,577,116.4	\$11,113,849.5	\$12,080,793.7	\$12,817,732.5	\$13,820,097.4
Weighted Average Balance	\$88,954,208.7	\$96,647,882.1	\$104,807,369.9	\$113,510,034.2	\$122,841,516.2	\$132,639,143.7	\$143,014,937.7	\$154,108,866.7	\$165,698,556.7	\$178,449,240.3
End of year balance	\$92,368,646.0	\$100,927,118.3	\$108,687,621.5	\$118,332,446.9	\$127,350,585.5	\$137,927,702.0	\$148,571,862.5	\$160,149,263.6	\$172,107,422.9	\$185,359,289.0
===== Weighting	50.0%	50.0%	50.0%	50.0%	50.0%	50.0%	50.0%	50.0%	50.0%	50.0%
Weighted net additions	\$3,414,437.4	\$4,279,236.12	\$3,880,251.6	\$4,822,412.72	\$4,509,069.3	\$5,288,558.2	\$5,556,924.76	\$6,040,396.85	\$6,408,866.27	\$6,910,048.70

Adopted Depreciation Rates

Table9B1Current

101 - Bakersfield (BAK) - Master

Account Number Description	2018	2019	2020	2021	Total Depreciation Rate	2018	2019	2020	2021
	Gross Depreciable Plant, Beginning of Year				(Adopted)	(h) X (a)	(h) X (b)	(h) X (c)	(h) X (d)
Annual Accrual									
Water Supply									
103110 STRUCTURES AND IMPROVEMENTS	\$4,336.6	\$4,447.4	\$4,593.5	\$4,768.0	2.40%	\$104.1	\$106.7	\$110.2	\$114.4
103120 COLLECTING AND IMPOUNDING RESERVOIRS	\$67,915.3	\$91,069.4	\$101,970.4	\$102,329.4	1.67%	\$1,134.2	\$1,520.9	\$1,702.9	\$1,708.9
103130 LAKE, RIVER AND OTHER INTAKES	\$0.0	\$0.0	\$0.0	\$0.0	0.00%	\$0.0	\$0.0	\$0.0	\$0.0
103150 WELLS	\$4,929,250.8	\$6,588,958.7	\$7,359,338.3	\$7,364,588.3	4.60%	\$226,745.5	\$303,092.1	\$338,529.6	\$338,771.1
103160 SUPPLY MAINS	\$0.0	\$0.0	\$0.0	\$0.0	1.69%	\$0.0	\$0.0	\$0.0	\$0.0
103163 STEEL - SUPPLY MAIN	\$3,418,570.1	\$4,584,052.8	\$5,132,762.0	\$5,150,832.9	1.69%	\$57,773.8	\$77,470.5	\$86,743.7	\$87,049.1
103164 All Other -Supply Mains	\$179,266.5	\$240,383.2	\$269,157.0	\$270,104.6	1.69%	\$3,029.6	\$4,062.5	\$4,548.8	\$4,564.8
Pumping									
103210 STRUCTURES AND IMPROVEMENTS	\$7,625,753.9	\$7,870,320.2	\$8,176,999.1	\$8,533,756.1	4.86%	\$370,611.6	\$382,497.6	\$397,402.2	\$414,740.5
103211 Pavement - Pumping Plant	\$351,716.0	\$363,460.8	\$378,070.4	\$394,989.7	10.81%	\$38,020.5	\$39,290.1	\$40,869.4	\$42,698.4
103240 PUMPING EQUIPMENT	\$27,669,066.8	\$32,523,615.9	\$34,863,398.8	\$38,786,371.6	2.86%	\$791,335.3	\$930,175.4	\$997,093.2	\$1,109,290.2
103241 System Ctrl Computer Equipment	\$2,953,632.9	\$3,507,027.4	\$3,791,974.3	\$4,245,924.4	2.86%	\$84,473.9	\$100,301.0	\$108,450.5	\$121,433.4
103250 OTHER PUMPING PLANT	\$31,617.9	\$37,611.6	\$40,731.6	\$45,660.8	9.04%	\$2,858.3	\$3,400.1	\$3,682.1	\$4,127.7
Treatment									
103310 STRUCTURES AND IMPROVEMENTS	\$20,378,385.6	\$20,896,622.6	\$21,580,844.0	\$22,398,889.5	2.23%	\$454,438.0	\$465,994.7	\$481,252.8	\$499,495.2
103320 WATER TREATMENT EQUIPMENT	\$33,084,096.4	\$37,556,960.0	\$37,910,977.0	\$41,634,789.9	2.80%	\$926,354.7	\$1,051,594.9	\$1,061,507.4	\$1,165,774.1
Transmission and Distribution									
103410 STRUCTURES AND IMPROVEMENTS	\$293,060.3	\$302,846.4	\$315,019.6	\$329,117.3	2.03%	\$5,949.1	\$6,147.8	\$6,394.9	\$6,681.1
103411 Pavement - Trans & Dist Plant	\$72,155.9	\$74,565.4	\$77,562.7	\$81,033.7	2.90%	\$2,092.5	\$2,162.4	\$2,249.3	\$2,350.0
103420 RESERVOIRS AND TANKS	\$14,184,991.3	\$15,027,062.8	\$15,446,954.1	\$16,453,165.6	2.04%	\$289,373.8	\$306,552.1	\$315,117.9	\$335,644.6
103421 TANK PAINTING	\$6,191,043.3	\$6,116,093.9	\$6,041,144.5	\$5,966,195.1	9.98%	\$617,866.1	\$610,386.2	\$602,906.2	\$595,426.3
TRANSMISSION AND DISTRIBUTION MAINS									
103431 Transmission and Distribution Mains (761000) A.C.	\$25,255,207.1	\$26,682,189.2	\$28,475,159.6	\$31,030,589.2	2.81%	\$709,671.3	\$749,769.5	\$800,152.0	\$871,959.6
103432 Transmission and Distribution Mains (761000) Cast Iron Pipe	\$1,846,534.2	\$1,944,494.1	\$2,069,213.3	\$2,249,679.7	2.81%	\$51,887.6	\$54,640.3	\$58,144.9	\$63,216.0
103433 Transmission and Distribution Mains (761000) Steel	\$7,226,177.1	\$7,596,114.9	\$8,070,771.5	\$8,763,587.7	2.81%	\$203,055.6	\$213,450.8	\$226,788.7	\$246,256.8
103434 Transmission and Distribution Mains (761000) All Other	\$20,293,534.0	\$21,422,147.8	\$22,844,847.4	\$24,880,212.3	2.81%	\$570,248.3	\$601,962.4	\$641,940.2	\$699,134.0
103435 Transmission and Distribution Mains (761000) Ductile Iron	\$45,003,223.1	\$47,478,537.0	\$50,606,019.4	\$55,092,157.2	2.81%	\$1,264,590.6	\$1,334,146.9	\$1,422,029.1	\$1,548,089.6
103436 Transmission and Distribution Mains (761000) Plastic	\$67,746,146.2	\$71,566,519.7	\$76,368,643.1	\$83,216,034.9	2.81%	\$1,903,666.7	\$2,011,019.2	\$2,145,958.9	\$2,338,370.6
103440 FIRE MAINS	\$0.0	\$0.0	\$0.0	\$0.0	0.00%	\$0.0	\$0.0	\$0.0	\$0.0
103450 SERVICES	\$71,759,602.3	\$80,091,371.8	\$87,314,489.1	\$93,626,424.4	4.14%	\$2,970,847.5	\$3,315,782.8	\$3,614,819.8	\$3,876,134.0
103460 METERS	\$12,563,486.4	\$10,988,613.4	\$10,461,276.7	\$11,203,612.2	3.28%	\$412,082.4	\$360,426.5	\$343,129.9	\$367,478.5
103480 HYDRANTS	\$13,172,125.2	\$13,357,977.8	\$13,599,178.2	\$13,845,630.7	2.22%	\$292,421.2	\$296,547.1	\$301,901.8	\$307,373.0
General Plant									
103710 STRUCTURES AND IMPROVEMENTS	\$3,252,106.6	\$3,317,965.1	\$3,410,312.4	\$3,524,016.2	3.69%	\$120,002.7	\$122,432.9	\$125,840.5	\$130,036.2
103711 DRIVEWAY PAVEMENT	\$854,036.7	\$875,851.0	\$904,621.6	\$939,000.6	5.15%	\$43,982.9	\$45,106.3	\$46,588.0	\$48,358.5
103720 OFFICE FURNITURE AND EQUIPMENT	\$478,626.6	\$526,850.4	\$533,577.6	\$536,255.5	4.42%	\$21,155.3	\$23,286.8	\$23,584.1	\$23,702.5
103721 OFFICE EQUIPMENT - COMPUTERS	\$259,446.8	\$298,866.3	\$309,133.2	\$316,072.3	5.58%	\$14,477.1	\$16,676.7	\$17,249.6	\$17,636.8
103722 COMPUTER SOFTWARE	\$156,335.3	\$192,876.5	\$206,072.0	\$216,279.2	9.16%	\$14,320.3	\$17,667.5	\$18,876.2	\$19,811.2
103730 TRANSPORTATION	\$3,812,904.9	\$4,800,577.5	\$6,105,628.3	\$5,910,436.0	5.39%	\$205,515.6	\$258,751.1	\$329,093.4	\$318,572.5
103740 STORES EQUIPMENT	\$75,705.0	\$97,975.9	\$104,235.0	\$110,631.3	4.28%	\$3,240.2	\$4,193.4	\$4,461.3	\$4,735.0
103750 LABORATORY EQUIPMENT	\$119,898.9	\$149,211.5	\$156,348.5	\$164,244.3	7.21%	\$8,644.7	\$10,758.1	\$11,272.7	\$11,842.0
103760 COMMUNICATION EQUIPMENT	\$409,724.5	\$461,836.4	\$451,350.0	\$445,698.3	2.39%	\$9,792.4	\$11,037.9	\$10,787.3	\$10,652.2
103770 POWER OPERATED EQUIPMENT	\$147,504.4	\$181,215.6	\$188,901.0	\$197,733.3	4.73%	\$6,977.0	\$8,571.5	\$8,935.0	\$9,352.8
103780 TOOLS, SHOP AND GARAGE EQUIPMENT	\$1,775,742.8	\$2,024,684.5	\$2,020,505.5	\$2,040,372.9	5.87%	\$104,236.1	\$118,849.0	\$118,603.7	\$119,769.9
103790 OTHER GENERAL PLANT	\$8,820.9	\$20,434.7	\$25,365.2	\$29,492.2	1.06%	\$93.5	\$216.6	\$268.9	\$312.6
103900 OTHER TANGIBLE PLANT	\$621.6	\$10,928.8	\$15,696.5	\$19,545.3	0.00%	\$0.0	\$0.0	\$0.0	\$0.0
103910 UTILITY PLANT PURCHASED	\$0.0	\$10,208.2	\$14,963.6	\$18,791.3	0.00%	\$0.0	\$0.0	\$0.0	\$0.0
TOTAL	\$397,652,369.9	\$429,882,546.8	\$455,747,805.8	\$490,139,013.9		\$12,803,070.1	\$13,860,048.2	\$14,718,986.9	\$15,762,664.1
TOTAL EXCL TRANSP. EQUIP	\$393,839,465.0	\$425,081,969.3	\$449,642,177.6	\$484,228,577.9		\$12,597,554.5	\$13,601,297.1	\$14,389,893.6	\$15,444,091.6
TOTAL EXCL GEN'L PLANT	\$386,300,895.2	\$416,913,064.4	\$441,301,095.5	\$475,670,445.1		\$12,250,632.3	\$13,222,500.3	\$14,003,426.3	\$15,047,881.8
Total General Plant	\$11,351,474.7	\$12,969,482.5	\$14,446,710.4	\$14,468,568.7		\$552,437.8	\$637,547.9	\$715,560.7	\$714,782.2

Proposed Depreciation Rates

Table9B2Proposed

101 - Bakersfield (BAK) - Master

Account Number	Description	2018	2019	2020	2021	Total Depreciation Rate (Proposed)	2018	2019	2020	2021	
		Gross Depreciable Plant, Beginning of Year					Annual Accrual (g) X (a)				
							(g) X (a)	(g) X (a)	(g) X (a)	(g) X (a)	
Water Supply											
103110	STRUCTURES AND IMPROVEMENTS	\$4,336.6	\$4,447.4	\$4,593.5	\$4,768.0	2.22%	\$96.3	\$98.7	\$102.0	\$105.9	
103120	COLLECTING AND IMPOUNDING RESERVOIRS	\$67,915.3	\$91,069.4	\$101,970.4	\$102,329.4	2.02%	\$1,371.9	\$1,839.6	\$2,059.8	\$2,067.1	
103130	LAKE, RIVER AND OTHER INTAKES	\$0.0	\$0.0	\$0.0	\$0.0	0.00%	\$0.0	\$0.0	\$0.0	\$0.0	
103150	WELLS	\$4,929,250.8	\$6,588,958.7	\$7,359,338.3	\$7,364,588.3	3.52%	\$173,509.6	\$231,931.3	\$259,048.7	\$259,233.5	
103160	SUPPLY MAINS	\$0.0	\$0.0	\$0.0	\$0.0	1.69%	\$0.0	\$0.0	\$0.0	\$0.0	
103163	STEEL - SUPPLY MAIN	\$3,418,570.1	\$4,584,052.8	\$5,132,762.0	\$5,150,832.9	1.69%	\$57,773.8	\$77,470.5	\$86,743.7	\$87,049.1	
103164	All Other -Supply Mains	\$179,266.5	\$240,383.2	\$269,157.0	\$270,104.6	1.69%	\$3,029.6	\$4,062.5	\$4,548.8	\$4,564.8	
Pumping											
103210	STRUCTURES AND IMPROVEMENTS	\$7,625,753.9	\$7,870,320.2	\$8,176,999.1	\$8,533,756.1	5.60%	\$427,042.2	\$440,737.9	\$457,911.9	\$477,890.3	
103211	Pavement - Pumping Plant	\$351,716.0	\$363,460.8	\$378,070.4	\$394,989.7	9.08%	\$31,935.8	\$33,002.2	\$34,328.8	\$35,865.1	
103240	PUMPING EQUIPMENT	\$27,669,066.8	\$32,523,615.9	\$34,863,398.8	\$38,786,371.6	3.29%	\$910,312.3	\$1,070,027.0	\$1,147,005.8	\$1,276,071.6	
103241	System Ctrl Computer Equipment	\$2,953,632.9	\$3,507,027.4	\$3,791,974.3	\$4,245,924.4	3.29%	\$97,174.5	\$115,381.2	\$124,756.0	\$139,690.9	
103250	OTHER PUMPING PLANT	\$31,617.9	\$37,611.6	\$40,731.6	\$45,660.8	9.33%	\$2,950.0	\$3,509.2	\$3,800.3	\$4,260.1	
Treatment											
103310	STRUCTURES AND IMPROVEMENTS	\$20,378,385.6	\$20,896,622.6	\$21,580,844.0	\$22,398,889.5	2.37%	\$482,967.7	\$495,250.0	\$511,466.0	\$530,853.7	
103320	WATER TREATMENT EQUIPMENT	\$33,084,096.4	\$37,556,960.0	\$37,910,977.0	\$41,634,789.9	2.50%	\$828,518.5	\$940,531.5	\$949,397.1	\$1,042,651.8	
Transmission and Distribution											
103410	STRUCTURES AND IMPROVEMENTS	\$293,060.3	\$302,846.4	\$315,019.6	\$329,117.3	2.07%	\$6,066.3	\$6,268.9	\$6,520.9	\$6,812.7	
103411	Pavement - Trans & Dist Plant	\$72,155.9	\$74,565.4	\$77,562.7	\$81,033.7	0.71%	\$512.3	\$529.4	\$550.7	\$575.3	
103420	RESERVOIRS AND TANKS	\$14,184,991.3	\$15,027,062.8	\$15,446,954.1	\$16,453,165.6	3.10%	\$439,734.7	\$465,838.9	\$478,855.6	\$510,048.1	
103421	TANK PAINTING	\$6,191,043.3	\$6,116,093.9	\$6,041,144.5	\$5,966,195.1	5.92%	\$366,509.8	\$362,072.8	\$357,635.8	\$353,198.7	
TRANSMISSION AND DISTRIBUTION MAINS											
103431	Transmission and Distribution Mains (761000) A.C.	\$25,255,207.1	\$26,682,189.2	\$28,475,159.6	\$31,030,589.2	2.62%	\$661,717.0	\$699,105.6	\$746,083.6	\$813,039.0	
103432	Transmission and Distribution Mains (761000) Cast Iron I	\$1,846,534.2	\$1,944,494.1	\$2,069,213.3	\$2,249,679.7	2.62%	\$48,381.4	\$50,948.1	\$54,215.9	\$58,944.3	
103433	Transmission and Distribution Mains (761000) Steel	\$7,226,177.1	\$7,596,114.9	\$8,070,771.5	\$8,763,587.7	2.62%	\$189,334.6	\$199,027.4	\$211,464.0	\$229,616.6	
103434	Transmission and Distribution Mains (761000) All Other	\$20,293,534.0	\$21,422,147.8	\$22,844,847.4	\$24,880,212.3	2.62%	\$531,715.1	\$561,286.2	\$598,562.6	\$651,891.7	
103435	Transmission and Distribution Mains (761000) Ductile Irc	\$45,003,223.1	\$47,478,537.0	\$50,606,019.4	\$55,092,157.2	2.62%	\$1,179,138.9	\$1,243,995.1	\$1,325,938.9	\$1,443,481.2	
103436	Transmission and Distribution Mains (761000) Plastic	\$67,746,146.2	\$71,566,519.7	\$76,368,643.1	\$83,216,034.9	2.62%	\$1,775,031.0	\$1,875,129.4	\$2,000,950.9	\$2,180,360.8	
103440	FIRE MAINS	\$0.0	\$0.0	\$0.0	\$0.0	0.00%	\$0.0	\$0.0	\$0.0	\$0.0	
103450	SERVICES	\$71,759,602.3	\$80,091,371.8	\$87,314,489.1	\$93,626,424.4	4.05%	\$2,903,673.4	\$3,240,809.3	\$3,533,084.8	\$3,788,490.4	
103460	METERS	\$12,563,486.4	\$10,988,613.4	\$10,461,276.7	\$11,203,612.2	3.30%	\$415,088.8	\$363,056.1	\$345,633.3	\$370,159.5	
103480	HYDRANTS	\$13,172,125.2	\$13,357,977.8	\$13,599,178.2	\$13,845,630.7	2.12%	\$279,249.1	\$283,189.1	\$288,302.6	\$293,527.4	
General Plant											
103710	STRUCTURES AND IMPROVEMENTS	\$3,252,106.6	\$3,317,965.1	\$3,410,312.4	\$3,524,016.2	3.29%	\$106,994.3	\$109,161.1	\$112,199.3	\$115,940.1	
103711	DRIVEWAY PAVEMENT	\$854,036.7	\$875,851.0	\$904,621.6	\$939,000.6	3.90%	\$33,307.4	\$34,158.2	\$35,280.2	\$36,621.0	
103720	OFFICE FURNITURE AND EQUIPMENT	\$478,626.6	\$526,850.4	\$533,577.6	\$536,255.5	5.22%	\$24,984.3	\$27,501.6	\$27,852.8	\$27,992.5	
103721	OFFICE EQUIPMENT - COMPUTERS	\$259,446.8	\$298,866.3	\$309,133.2	\$316,072.3	7.61%	\$19,743.9	\$22,743.7	\$23,525.0	\$24,053.1	
103722	COMPUTER SOFTWARE	\$156,335.3	\$192,876.5	\$206,072.0	\$216,279.2	1.56%	\$2,438.8	\$3,008.9	\$3,214.7	\$3,374.0	
103730	TRANSPORTATION	\$3,812,904.9	\$4,800,577.5	\$6,105,628.3	\$5,910,436.0	8.52%	\$324,859.5	\$409,009.2	\$520,199.5	\$503,569.1	
103740	STORES EQUIPMENT	\$75,705.0	\$97,975.9	\$104,235.0	\$110,631.3	4.21%	\$3,187.2	\$4,124.8	\$4,388.3	\$4,657.6	
103750	LABORATORY EQUIPMENT	\$119,898.9	\$149,211.5	\$156,348.5	\$164,244.3	7.81%	\$9,364.1	\$11,653.4	\$12,210.8	\$12,827.5	
103760	COMMUNICATION EQUIPMENT	\$409,724.5	\$461,836.4	\$451,350.0	\$445,698.3	4.19%	\$17,167.5	\$19,350.9	\$18,911.6	\$18,674.8	
103770	POWER OPERATED EQUIPMENT	\$147,504.4	\$181,215.6	\$188,901.0	\$197,733.3	4.52%	\$6,667.2	\$8,190.9	\$8,538.3	\$8,937.5	
103780	TOOLS, SHOP AND GARAGE EQUIPMENT	\$1,775,742.8	\$2,024,684.5	\$2,020,505.5	\$2,040,372.9	5.67%	\$100,684.6	\$114,799.6	\$114,562.7	\$115,689.1	
103790	OTHER GENERAL PLANT	\$8,209.9	\$20,434.7	\$25,365.2	\$29,492.2	-1.32%	(\$116.4)	(\$269.7)	(\$334.8)	(\$389.3)	
103900	OTHER TANGIBLE PLANT	\$621.6	\$10,928.8	\$15,696.5	\$19,545.3	0.00%	\$0.0	\$0.0	\$0.0	\$0.0	
103910	UTILITY PLANT PURCHASED	\$0.0	\$10,208.2	\$14,963.6	\$18,791.3	0.00%	\$0.0	\$0.0	\$0.0	\$0.0	
TOTAL		\$397,652,369.9	\$429,882,546.8	\$455,747,805.8	\$490,139,013.9		\$12,462,117.1	\$13,528,530.7	\$14,409,516.7	\$15,432,396.7	
TOTAL EXCL TRANSP. EQUIP		\$393,839,465.0	\$425,081,969.3	\$449,642,177.6	\$484,228,577.9		\$12,137,257.6	\$13,119,521.4	\$13,889,317.2	\$14,928,827.5	
TOTAL EXCL GEN'L PLANT		\$386,300,895.2	\$416,913,064.4	\$441,301,095.5	\$475,670,445.1		\$11,812,834.7	\$12,765,098.0	\$13,528,968.3	\$14,560,449.5	
Total General Plant		\$11,351,474.7	\$12,969,482.4	\$14,446,710.4	\$14,468,568.7		\$649,282.4	\$763,432.6	\$880,548.4	\$871,947.1	

Changes to Depreciation Reserve

WP9C1a

101 - Bakersfield (BAK) - Master

	End Of Year Plant (From TBL8B2)	Depreciation Accrual				
		Existing Rates		Proposed Rates		
		2017	2018	2019	2020	2021
Note: (Accounts 103010 - 103030 are Intangible Plant)						
103010 Organization	\$50.0	\$0.0	\$0.0	\$0.0	\$0.0	
103020 Franchises and Consents	\$21,313.7	\$0.0	\$0.0	\$0.0	\$0.0	
103030 Other Intangible Plant	\$1,849,382.4	\$0.0	\$0.0	\$0.0	\$0.0	
103061 Land	\$3,316,426.6	\$0.0	\$0.0	\$0.0	\$0.0	
103062 Land Rights	\$111,431.1	\$0.0	\$0.0	\$0.0	\$0.0	
<i>Water Supply Projects (Wells, etc.)</i>						
103110 Structures and Improvements - Supply Plant	\$4,336.6	\$104.1	\$106.7	\$102.0	\$105.9	
103120 Collecting and Impounding Reservoirs	\$67,915.3	\$1,134.2	\$1,520.9	\$2,059.8	\$2,067.1	
103130 Lake, River and Other Intakes	\$0.0	\$0.0	\$0.0	\$0.0	\$0.0	
103150 Wells - Supply plant	\$4,929,250.8	\$226,745.5	\$303,092.1	\$259,048.7	\$259,233.5	
103160 Supply Mains	\$0.0	\$0.0	\$0.0	\$0.0	\$0.0	
103163 Steel - Supply Main	\$3,418,570.1	\$57,773.8	\$77,470.5	\$86,743.7	\$87,049.1	
103164 All Other -Supply Mains	\$179,266.5	\$3,029.6	\$4,062.5	\$4,548.8	\$4,564.8	
<i>Pumping Plant Projects (Boosters, etc.)</i>						
103210 Structures and Improvements - Pumping Plant	\$7,625,753.9	\$370,611.6	\$382,497.6	\$457,911.9	\$477,890.3	
103211 Pavement - Pumping Plant	\$351,716.0	\$38,020.5	\$39,290.1	\$34,328.8	\$35,865.1	
103240 Pumping Equipment	\$27,669,066.8	\$791,335.3	\$930,175.4	\$1,147,005.8	\$1,276,071.6	
103241 System Ctrl Computer Equipment	\$2,953,632.9	\$84,473.9	\$100,301.0	\$124,756.0	\$139,690.9	
103250 Other Pumping Plant	\$31,617.9	\$2,858.3	\$3,400.1	\$3,800.3	\$4,260.1	
<i>Treatment Plant Projects</i>						
103310 Structures and Improvements - Treatment Plant	\$20,378,385.6	\$454,438.0	\$465,994.7	\$511,466.0	\$530,853.7	
103320 Water Treatment Equipment	\$33,084,096.4	\$926,354.7	\$1,051,594.9	\$949,397.1	\$1,042,651.8	
<i>Transmission and Distribution Projects</i>						
103410 Structures and Improvements - Transmission and Distrib	\$293,060.3	\$5,949.1	\$6,147.8	\$6,520.9	\$6,812.7	
103411 Pavement - Trans & Dist Plant	\$72,155.9	\$2,092.5	\$2,162.4	\$550.7	\$575.3	
103420 Reservoirs and Tanks	\$14,184,991.3	\$289,373.8	\$306,552.1	\$478,855.6	\$510,048.1	
103421 Tank Painting	\$6,191,043.3	\$617,866.1	\$610,386.2	\$357,635.8	\$353,198.7	
103431 Total-Trans & Distrib Mains	\$167,370,821.8	\$4,703,120.1	\$4,964,989.1	\$4,937,215.9	\$5,377,333.6	
103440 Fire Mains	\$0.0	\$0.0	\$0.0	\$0.0	\$0.0	
103450 Services	\$71,759,602.3	\$2,970,847.5	\$3,315,782.8	\$3,533,084.8	\$3,788,490.4	
103460 Meters	\$12,563,486.4	\$412,082.4	\$360,426.5	\$345,633.3	\$370,159.5	
103480 Hydrants	\$13,172,125.2	\$292,421.2	\$296,547.1	\$288,302.6	\$293,527.4	
<i>General Plant</i>						
103710 Structures and Improvements - General Plant	\$3,252,106.6	\$120,002.7	\$122,432.9	\$112,199.3	\$115,940.1	
103711 Driveway Pavement	\$854,036.7	\$43,982.9	\$45,106.3	\$35,280.2	\$36,621.0	
103720 Office Furniture and Equipment	\$478,626.6	\$21,155.3	\$23,286.8	\$27,852.8	\$27,992.5	
103721 Office Equipment - Computers	\$259,446.8	\$14,477.1	\$16,676.7	\$23,525.0	\$24,053.1	
103722 Computer Software	\$156,335.3	\$14,320.3	\$17,667.5	\$3,214.7	\$3,374.0	
103730 Transportation	\$3,812,904.9	\$205,515.6	\$258,751.1	\$520,199.5	\$503,569.1	
103740 Stores Equipment	\$75,705.0	\$3,240.2	\$4,193.4	\$4,388.3	\$4,657.6	
103750 Laboratory Equipment	\$119,898.9	\$8,644.7	\$10,758.1	\$12,210.8	\$12,827.5	
103760 Communication Equipment	\$409,724.5	\$9,792.4	\$11,037.9	\$18,911.6	\$18,674.8	
103770 Power Operated Equipment	\$147,504.4	\$6,977.0	\$8,571.5	\$8,538.3	\$8,937.5	
103780 Tools, Shop and Garage	\$1,775,742.8	\$104,236.1	\$118,849.0	\$114,562.7	\$115,689.1	
103790 Other General Plant	\$8,820.9	\$93.5	\$216.6	(\$334.8)	(\$389.3)	
103900 Other Tangible Plant	\$621.6	\$0.0	\$0.0	\$0.0	\$0.0	
103910 Utility Plant Purchased	\$0.0	\$0.0	\$0.0	\$0.0	\$0.0	
TOTAL	\$402,950,973.6	\$12,803,070.1	\$13,860,048.2	\$14,409,516.7	\$15,432,396.7	

Adjustments to Utility Plant - Recorded

Table 10 Adjustments

101 - Bakersfield (BAK) - Scenario 1

	<u>2013</u>	<u>2014</u>	<u>2015</u>	<u>2016</u>	<u>2017</u>
CONTRIBUTIONS					
IN AID OF CONSTRUCTION					
BEGINNING OF YEAR BALANCE (NET OF DEPR)	\$23,997,939.9	\$25,144,545.9	\$25,270,031.0	\$24,456,567.8	\$24,403,086.6
NET ADDITIONS	\$1,823,126.9	\$852,844.9	\$261,756.3	\$1,004,959.9	\$1,678,964.9
DEPRECIATION	(\$676,520.9)	(\$727,359.8)	(\$1,075,219.5)	(\$1,058,441.2)	(\$1,091,542.0)
END OF YEAR BALANCE (NET OF DEPR)	\$25,144,545.9	\$25,270,031.0	\$24,456,567.8	\$24,403,086.6	\$24,990,509.4
WEIGHTED AVERAGE BALANCE	\$31,402,671.3	\$25,194,610.8	\$24,859,361.7	\$24,426,225.2	\$24,692,252.2
ADVANCES FOR CONSTRUCTION					
BEGINNING OF YEAR BALANCE	\$58,141,558.0	\$57,262,611.5	\$57,516,002.3	\$56,818,319.8	\$59,411,377.5
DEPOSITS & LOT FEES	\$1,020,678.0	\$2,006,800.0	\$1,169,500.0	\$4,255,884.0	\$2,154,391.0
REFUNDS & ADJUSTMENTS	(\$1,899,624.5)	(\$1,753,409.2)	(\$1,867,182.5)	(\$1,662,826.3)	(\$5,088,227.4)
END OF YEAR BALANCE	\$57,262,611.5	\$57,516,002.3	\$56,818,319.8	\$59,411,377.5	\$56,477,541.1
WEIGHTED AVERAGE BALANCE	\$57,683,252.9	\$57,369,935.0	\$57,186,542.8	\$57,960,636.4	\$59,252,914.6
RESERVE FOR AMORT. OF INTANGIBLES (Incl CSS)					
BEGINNING OF YEAR BALANCE	\$267,031.9	\$487,946.4	\$557,277.7	\$648,162.1	\$757,183.4
PROVISION	\$142,149.5	\$69,351.3	\$90,576.1	\$111,587.8	\$118,543.1
WRITE-OFF	\$78,805.0	(\$0.0)	\$367.5	(\$2,266.0)	(\$348.8)
END OF YEAR BALANCE	\$487,986.4	\$557,297.7	\$648,221.2	\$757,483.9	\$875,377.7
WEIGHTED AVERAGE BALANCE	\$377,509.1	\$522,622.0	\$602,749.4	\$702,823.0	\$816,280.6
TOTAL WTD. AVG. ADJUSTMENTS	\$89,463,433.3	\$83,087,167.9	\$82,648,654.0	\$83,089,684.6	\$84,761,447.4

Contributions in Aid of Construction (CIAC)

Table10BCIAC

101 - Bakersfield (BAK) - Scenario1

CONTRIBUTIONS IN AID OF CONSTRUCTION	2013					Calendar Year			
	2013	2014	2015	2016	2017	2018	2019	2020	2021
WEIGHTED AVERAGE BALANCE	\$31,402,671.3	\$25,194,610.8	\$24,859,361.7	\$24,426,225.2	\$24,692,252.2	\$24,942,326.7	\$24,860,348.5	\$24,754,199.5	\$24,627,670.0
DETAILS OF CALCULATION									
GROSS BALANCE, Beg of Year	\$30,916,887.0	\$32,740,013.9	\$33,592,858.8	\$33,854,615.1	\$34,859,575.0	\$36,538,539.8	\$37,645,862.9	\$38,753,186.0	\$39,860,509.1
GROSS ADDITIONS	\$1,673,992.9	\$855,660.1	\$265,767.1	\$1,058,339.2	\$1,728,111.6	\$1,116,374.2	\$1,116,374.2	\$1,116,374.2	\$1,116,374.2
RETIREMENTS	(\$2,177.0)	(\$2,815.2)	(\$4,010.7)	(\$29,222.3)	(\$7,030.2)	(\$9,051.1)	(\$9,051.1)	(\$9,051.1)	(\$9,051.1)
ADJUSTMENTS	\$151,311.0	\$0.0	\$0.0	(\$24,157.1)	(\$42,116.5)	\$0.0	\$0.0	\$0.0	\$0.0
GROSS BALANCE, End of Year	\$32,740,013.9	\$33,592,858.8	\$33,854,615.1	\$34,859,575.0	\$36,538,539.8	\$37,645,862.9	\$38,753,186.0	\$39,860,509.1	\$40,967,832.2
BALANCE OF AMORTIZATION RESERVE, Beg of Year	(\$6,918,947.0)	(\$7,595,468.0)	(\$8,322,827.8)	(\$9,398,047.3)	(\$10,456,488.4)	(\$11,548,030.5)	(\$12,718,638.1)	(\$13,926,633.0)	(\$15,145,582.4)
ANNUAL PROVISION	(\$652,819.9)	(\$730,175.1)	(\$1,079,230.2)	(\$1,087,663.4)	(\$1,098,572.3)	(\$1,179,658.8)	(\$1,217,046.0)	(\$1,228,000.5)	(\$1,257,806.9)
RETIREMENTS	\$2,177.0	\$2,815.2	\$4,010.7	\$29,222.3	\$7,030.2	\$9,051.1	\$9,051.1	\$9,051.1	\$9,051.1
ADJUSTMENTS	(\$25,878.0)	\$0.0	\$0.0	\$0.0	\$0.0	\$0.0	\$0.0	\$0.0	\$0.0
BALANCE OF AMORTIZATION RESERVE, End of Year	(\$7,595,468.0)	(\$8,322,827.8)	(\$9,398,047.3)	(\$10,456,488.4)	(\$11,548,030.5)	(\$12,718,638.1)	(\$13,926,633.0)	(\$15,145,582.4)	(\$16,394,338.2)
NET END OF YEAR BALANCE	\$25,144,545.9	\$25,270,031.0	\$24,456,567.8	\$24,403,086.6	\$24,990,509.4	\$24,927,224.8	\$24,826,553.1	\$24,714,926.7	\$24,573,494.0
WEIGHTED ADDITIONS	\$485,784.3	\$50,064.9	(\$410,669.2)	(\$30,342.7)	\$289,165.6	(\$48,182.7)	(\$66,876.3)	(\$72,353.6)	(\$87,256.8)

Advances for Construction

Table10B2Advances

101 - Bakersfield (BAK) - Scenario1

ADVANCES FOR CONSTRUCTION	Recorded Year					Calendar Year			
	2013	2014	2015	2016	2017	2018	2019	2020	2021
WEIGHTED AVERAGE BALANCE	\$57,683,252.9	\$57,369,935.0	\$57,186,542.8	\$57,960,636.4	\$59,252,914.6	\$56,960,615.2	\$58,480,344.4	\$60,436,772.8	\$62,264,383.9
<u>DETAILS OF CALCULATION</u>									
BEGINNING OF YEAR BALANCE OFFSETTING PLANT	\$58,141,558.0	\$57,262,611.5	\$57,516,002.3	\$56,818,319.8	\$59,411,377.5	\$56,477,541.1	\$57,538,284.1	\$59,547,468.9	\$61,451,140.7
ADDITIONS ASSOCIATED WITH SPECIFIC PLANT	\$1,347,628.0	\$1,026,300.0	\$0.0	\$3,529,201.0	\$1,241,891.0	\$1,429,004.0	\$1,429,004.0	\$1,429,004.0	\$1,429,004.0
LOT FEES	(\$326,950.0)	\$980,500.0	\$1,169,500.0	\$726,683.0	\$912,500.0	\$1,763,270.7	\$2,791,519.5	\$2,791,519.5	\$2,743,488.0
ADJUSTMENTS/ESCHEATMENTS	\$7,418.5	(\$20,722.5)	(\$73,418.5)	\$182,312.6	(\$2,680,750.4)	\$0.0	\$0.0	\$0.0	\$0.0
REFUNDS (Details available in CH07_RB_FDR_Refunds)	(\$1,907,043.0)	(\$1,732,686.7)	(\$1,793,764.0)	(\$1,845,138.9)	(\$2,407,477.0)	(\$2,131,531.7)	(\$2,211,338.6)	(\$2,316,851.7)	(\$2,422,364.8)
NET ADDITIONS	(\$878,946.5)	\$253,390.8	(\$697,682.5)	\$2,593,057.7	(\$2,933,836.4)	\$1,060,742.9	\$2,009,184.9	\$1,903,671.8	\$1,750,127.2
END OF YEAR BALANCE OFFSETTING PLANT	\$57,262,611.5	\$57,516,002.3	\$56,818,319.8	\$59,411,377.5	\$56,477,541.1	\$57,538,284.1	\$59,547,468.9	\$61,451,140.7	\$63,201,268.0
WEIGHTED ADDITIONS	(\$458,305.1)	\$107,323.5	(\$329,459.6)	\$1,142,316.6	(\$158,462.9)	\$483,074.1	\$942,060.4	\$889,303.8	\$813,243.2

Details of Advances for Construction

WP10B2A

101 - Bakersfield (BAK)

Tract number or name	Refunds and Transfers						Estimated Years				
	Project ID	Date of Contract	Original Cost	2017 Refunds	Accumulated	Unrefunded	2018	2019	2020	2021	
					Refunds	Balance					Account
					12/31/2017	Number					
100 W COLUMBUS ST	BKD6355	05/16/1988	-\$13,463	-\$422	-\$8,596	-\$4,867	E24134	\$422	\$422	\$422	\$422
1101 California Ave. Inst Main	00009025	01/05/2006	-\$96,888	-\$1,172	-\$16,955	-\$79,933	E24138	\$1,172	\$1,172	\$1,172	\$1,172
1131 OAK ST - BAKERSFIELD	BKD5704	03/11/1985	-\$66,601	-\$1,665	-\$53,281	-\$13,320	E24133	\$1,665	\$1,665	\$1,665	\$1,665
124 WHITE	BKD5828	07/15/1985	-\$8,013	-\$200	-\$6,411	-\$1,602	E24133	\$200	\$200	\$200	\$200
1431 S UNION AVENUE	BKD9767	06/30/1979	-\$17,951	-\$2,627	-\$17,951	\$0	E24124	\$0	\$0	\$0	\$0
1816 GOLDEN STATE AVE	BKD6209	04/08/1987	-\$9,076	-\$299	-\$6,081	-\$2,995	E24134	\$299	\$299	\$299	\$299
2221 MT VERNON AVE	BKD5855	10/30/1985	-\$34,082	-\$852	-\$27,266	-\$6,816	E24133	\$852	\$852	\$852	\$852
2500 DRACENA ST	BKD6170	06/02/1987	-\$23,154	-\$579	-\$17,366	-\$5,789	E24134	\$579	\$579	\$579	\$579
2543 S UNION AVE	BKD5568	03/20/1984	-\$33,514	-\$838	-\$27,649	-\$5,865	E24133	\$838	\$838	\$838	\$838
2545 SO UNION AVE	BKD5673	10/02/1984	-\$3,591	-\$90	-\$1,975	-\$1,616	E24133	\$90	\$90	\$90	\$90
2817 SIXTEENTH ST	BKD5853	08/28/1985	-\$12,881	-\$322	-\$10,305	-\$2,576	E24133	\$322	\$322	\$322	\$322
3200 PANAMA LANE	BKD5511	11/22/1983	-\$14,189	-\$355	-\$10,642	-\$3,547	E24133	\$355	\$355	\$355	\$355
330 "V" St. Inst Mains&Serv	00019294	03/11/2010	-\$61,264	-\$1,532	-\$10,721	-\$50,543	E24138	\$1,532	\$1,532	\$1,532	\$1,532
3333 STKDALE H/W	BKD6511	05/31/1989	-\$24,177	-\$604	-\$17,528	-\$6,649	E24134	\$604	\$604	\$604	\$604
3628 STOCKDALE HWY	BKD5047	04/08/1981	-\$5,735	\$0	-\$5,735	\$0	E24129	\$0	\$0	\$0	\$0
3701 AUBURN ST	BKD5052	04/08/1981	-\$22,468	\$0	-\$22,468	\$0	E24129	\$0	\$0	\$0	\$0
3900 SNOW RDGREEMENT	BKD6204	03/03/1988	-\$11,749	-\$368	-\$8,066	-\$3,683	E24134	\$368	\$368	\$368	\$368
501 MT VERNON AVE	BKD5674	10/01/1984	-\$28,442	-\$711	-\$23,464	-\$4,977	E24133	\$711	\$711	\$711	\$711
5201 S UNION AV	BKD5214	02/18/1982	-\$10,226	\$0	-\$10,226	\$0	E24128	\$0	\$0	\$0	\$0
5311 S. UNION	BKD7528	05/15/1997	-\$34,549	-\$864	-\$14,683	-\$19,866	E24137	\$864	\$864	\$864	\$864
6001 SNOW ROAD	BKD7546	05/16/1997	-\$46,451	-\$1,164	-\$22,017	-\$24,434	E24137	\$1,164	\$1,164	\$1,164	\$1,164
7600 Downing Ave. Inst Mains	00008224	08/15/2003	-\$38,062	-\$952	-\$13,322	-\$24,740	E24138	\$952	\$952	\$952	\$952
7800 DARRIN ST	BKD6408	11/14/1988	-\$51,849	-\$1,625	-\$33,969	-\$17,880	E24134	\$1,625	\$1,625	\$1,625	\$1,625
900 H ST	BKD6538	06/13/1989	-\$7,902	-\$248	-\$4,929	-\$2,973	E24134	\$248	\$248	\$248	\$248
ACQUIRE OLCESE WATER DISTRICT	BKD7971	08/01/1999	-\$1,100,000	-\$27,500	-\$495,000	-\$605,000	E24131	\$27,500	\$27,500	\$27,500	\$27,500
AKERS RD S/I TX 874300	BKD6390	11/01/1988	-\$43,173	-\$1,079	-\$31,301	-\$11,872	E24134	\$1,079	\$1,079	\$1,079	\$1,079
ALPHA BETA SHOPPING CENTER	BKD5054	03/25/1981	-\$13,204	\$0	-\$13,204	\$0	E24129	\$0	\$0	\$0	\$0
AUBURN HEIGHT APAR. F/S \$11177	BKD7377	09/05/1996	-\$44,946	-\$1,124	-\$23,597	-\$21,349	E24136	\$1,124	\$1,124	\$1,124	\$1,124
AUBURN ST S/I TX 838200	BKD6463	04/03/1989	-\$41,383	-\$1,035	-\$28,968	-\$12,415	E24134	\$1,035	\$1,035	\$1,035	\$1,035
Alfred Haryl & Hwy 178 Booster	00007334	09/02/2005	-\$384,653	-\$9,616	-\$115,396	-\$269,257	E24138	\$9,616	\$9,616	\$9,616	\$9,616
Alfred Hwy & Paladino, Tank	00013723		\$0	\$0	\$46,245	-\$46,245	E24138	\$0	\$0	\$0	\$0
BAKERSFIELD ARENA	BKD7583	01/28/1998	-\$66,900	-\$1,673	-\$31,778	-\$35,122	E24138	\$1,673	\$1,673	\$1,673	\$1,673
BRUNDAGE LANE MAIN EXT	BKD5578	04/11/1984	-\$349,145	-\$8,729	-\$288,045	-\$61,100	E24133	\$8,729	\$8,729	\$8,729	\$8,729
CAL OAK DEVL S/I F&STX430400	BKD7307	10/11/1995	-\$17,309	-\$433	-\$9,520	-\$7,789	E24136	\$433	\$433	\$433	\$433
CALVARY BIBLE CHURCH	BKD5684	01/03/1985	-\$109,306	-\$2,939	-\$85,797	-\$23,509	E24133	\$2,939	\$2,939	\$2,939	\$2,939
CENTER ST TX1454474	BKD6664	02/22/1990	-\$57,263	-\$1,795	-\$33,925	-\$23,337	E24134	\$1,795	\$1,795	\$1,795	\$1,795
CHARLIE AVE OFF TRACT 4065	BKD5807	04/15/1985	-\$15,294	-\$382	-\$12,235	-\$3,059	E24133	\$382	\$382	\$382	\$382
CITY CORPORATION YARD	BKD9319	08/24/1977	-\$48,054	-\$5,026	-\$48,054	\$0	E24124	\$0	\$0	\$0	\$0
CITY HALL ADDITION	BKD9793	05/21/1980	-\$29,590	-\$4,870	-\$29,590	\$0	E24129	\$0	\$0	\$0	\$0

Details of Advances for Construction

WP10B2A

101 - Bakersfield (BAK)

Tract number or name	Project ID	Date of Contract	Original Cost	Refunds and Transfers		Unrefunded		Estimated Years			
				2017 Refunds	Accumulated Refunds	Balance 12/31/2017	Account Number	2018	2019	2020	2021
COUNTRY CLUB SHOPPING CENTER	BKD5097	11/23/1981	-\$4,403	\$0	-\$4,403	\$0	E24129	\$0	\$0	\$0	\$0
COUNTY WELFARE FACILITY	BKD6227	09/28/1987	-\$151,730	-\$3,793	-\$110,004	-\$41,726	E24134	\$3,793	\$3,793	\$3,793	\$3,793
Calloway & Etchart Inst Mains	00006810	02/07/2003	-\$203,439	-\$5,086	-\$71,204	-\$132,235	E24138	\$5,086	\$5,086	\$5,086	\$5,086
Cheatham&Cottonwood Inst Mains	00013660	06/15/2007	-\$158,689	-\$3,967	-\$27,771	-\$130,918	E24138	\$3,967	\$3,967	\$3,967	\$3,967
DEL PINE TERRACE	BKD5640	08/01/1984	-\$49,360	-\$1,234	-\$28,382	-\$20,978	E24133	\$1,234	\$1,234	\$1,234	\$1,234
DOLE COURT EXT WATER MAIN	BKD7829	08/19/2002	-\$224,811	-\$5,620	-\$84,304	-\$140,507	E24138	\$5,620	\$5,620	\$5,620	\$5,620
DOLORES ST	BKD6006	05/02/1986	-\$9,397	-\$235	-\$6,578	-\$2,819	E24133	\$235	\$235	\$235	\$235
E BELLE TERRACE S/I TX2565700	BKD6396	11/27/1989	-\$126,670	-\$3,167	-\$88,669	-\$38,001	E24134	\$3,167	\$3,167	\$3,167	\$3,167
E HILLS MALL SI TX 1405300	BKD6701	03/06/1991	-\$69,380	-\$1,735	-\$45,097	-\$24,283	E24134	\$1,735	\$1,735	\$1,735	\$1,735
EAST HILLS MALL TX 9029200	BKD6359	06/22/1988	-\$295,951	-\$11,144	-\$289,786	-\$6,165	E24134	\$11,144	\$11,144	\$11,144	\$11,144
EAST HILLS PAV SI TX 1177900	BKD6533	07/20/1989	-\$58,154	-\$1,454	\$65,891	-\$124,045	E24134	\$1,454	\$1,454	\$1,454	\$1,454
ELM ST AND 16TH	BKD5603	04/23/1984	-\$9,788	-\$245	-\$8,075	-\$1,713	E24133	\$245	\$245	\$245	\$245
EODC CTR PANORAMA DR	BKD5666	10/01/1984	-\$22,159	-\$554	-\$18,281	-\$3,878	E24133	\$554	\$554	\$554	\$554
EXT IN R.O.W. E OF LASALLE	BKD5620	06/12/1984	-\$21,858	-\$546	\$13,428	-\$35,286	E24133	\$546	\$546	\$546	\$546
EYE ST S/I TX 510800	BKD6596	02/23/1990	-\$25,050	-\$626	-\$15,030	-\$10,020	E24134	\$626	\$626	\$626	\$626
FAIRVIEW ROAD FACILITIES ONLY	BKD5266	08/18/1982	-\$34,789	-\$870	-\$30,441	-\$4,348	E24133	\$870	\$870	\$870	\$870
FIORITO ST N/O BELLE TERRACE	BKD5342	12/02/1982	-\$3,146	-\$79	-\$2,516	-\$629	E24133	\$79	\$79	\$79	\$79
FRNTGE RD -GOLDEN ST TX606404	BKD6680	06/08/1990	-\$23,874	-\$748	-\$14,144	-\$9,730	E24134	\$748	\$748	\$748	\$748
FRUITVALE AVE MAIN EXTENSION	BKD7893		\$0	\$0	\$38,880	-\$38,880	E24138	\$0	\$0	\$0	\$0
FRUITVALE AVE SI FED TX 445400	BKD6854	06/22/1992	-\$21,988	-\$550	-\$13,743	-\$8,246	E24134	\$550	\$550	\$550	\$550
FRUITVLE&HAGEMAN SIF&STX853900	BKD6705	05/07/1991	-\$34,652	-\$866	-\$23,792	-\$10,860	E24136	\$866	\$866	\$866	\$866
Frontier High School-Olive Dr.	00012663	03/22/2006	-\$267,706	-\$6,693	-\$73,619	-\$194,087	E24138	\$6,693	\$6,693	\$6,693	\$6,693
GILLMORE AVE & ARROW ST	BKD5871	09/26/1985	-\$89,911	-\$2,248	-\$71,929	-\$17,982	E24133	\$2,248	\$2,248	\$2,248	\$2,248
HILLSIDE COURT SUBD	SMD2843	07/26/1977	-\$7,987	-\$905	-\$7,987	\$0	E24124	\$0	\$0	\$0	\$0
INSTALL MAINS	BKD7737	10/09/1998	-\$42,522	-\$1,063	-\$20,198	-\$22,324	E24138	\$1,063	\$1,063	\$1,063	\$1,063
INSTALL MAINS & SERVICES	BKD7794	09/03/2004	-\$32,522	-\$813	-\$10,568	-\$21,954	E24138	\$813	\$813	\$813	\$813
INSTALL MAINS & SERVICES	BKD7932	10/04/1999	-\$22,369	-\$559	-\$10,066	-\$12,303	E24138	\$559	\$559	\$559	\$559
INSTALL MAINS & SERVICES	BKD7941	06/07/2001	-\$63,018	-\$1,575	-\$20,481	-\$42,537	E24138	\$1,575	\$1,575	\$1,575	\$1,575
INSTALL MAINS & SERVICES	BKD7970	05/04/2000	-\$49,144	-\$1,229	-\$20,886	-\$28,258	E24138	\$1,229	\$1,229	\$1,229	\$1,229
INSTALL MAINS AND SERVICES	BKD7911	05/10/2000	-\$243,652	-\$6,091	-\$103,552	-\$140,100	E24138	\$6,091	\$6,091	\$6,091	\$6,091
INSTALL MAINS, SERVICES AND HY	BKD7928	11/19/1999	-\$84,588	-\$2,115	-\$38,065	-\$46,523	E24138	\$2,115	\$2,115	\$2,115	\$2,115
Install mains and services	00026688	08/03/2010	-\$227,776	-\$5,694	-\$39,861	-\$187,915	E24138	\$5,694	\$5,694	\$5,694	\$5,694
MT VERNON AVE	BKD5631	06/14/1984	-\$22,416	-\$560	-\$15,691	-\$6,725	E24133	\$560	\$560	\$560	\$560
MT VERNON RCL S/I F&STX1754700	BKD7154	08/10/1994	-\$70,557	-\$1,764	-\$40,570	-\$29,987	E24136	\$1,764	\$1,764	\$1,764	\$1,764
Mall View&Mt Vernon Inst Mains	00011664		\$0	\$0	\$17,280	-\$17,280	E24138	\$0	\$0	\$0	\$0
Masterson&Paladino Ins Booster	00012139	05/26/2005	-\$1,022,878	-\$26,228	-\$209,821	-\$813,057	E24138	\$26,228	\$26,228	\$26,228	\$26,228
Meany & Patton Inst Mains&Serv	00012556		\$0	\$0	\$267,823	-\$267,823	E24138	\$0	\$0	\$0	\$0
OAK ST & CAL AVE COMML CTR	BKD6096	10/22/1986	-\$21,315	-\$533	-\$16,519	-\$4,796	E24133	\$533	\$533	\$533	\$533
OLIVE DR E OF KNUDSON SUB INST	BKD6268	10/16/1987	-\$35,004	-\$875	-\$26,253	-\$8,751	E24134	\$875	\$875	\$875	\$875
OLIVE DR FIRE DEPT FACILITY	BKD9953	05/06/1980	-\$16,096	\$0	-\$16,096	\$0	E24123	\$0	\$0	\$0	\$0

Details of Advances for Construction

WP10B2A

101 - Bakersfield (BAK)

Tract number or name	Refunds and Transfers						Estimated Years				
	Project ID	Date of Contract	Original Cost	2017 Refunds	Accumulated	Unrefunded	2018	2019	2020	2021	
					Refunds	Balance					Account
					12/31/2017	Number					
OSWELL ST & BRUNDAGE TRCT 5924	BKD7840	05/03/1999	-\$44,783	-\$1,120	-\$20,152	-\$24,631	E24138	\$1,120	\$1,120	\$1,120	\$1,120
P M 5793	BKD5116	02/08/1982	-\$105,450	\$0	-\$105,450	\$0	E24128	\$0	\$0	\$0	\$0
P M 7080 7122 7077	BKD5977	08/18/1986	-\$9,850	-\$246	-\$6,649	-\$3,201	E24133	\$246	\$246	\$246	\$246
P M 7597 PARCELS 3 THRU 12	BKD6093	11/06/1986	-\$79,077	-\$2,093	-\$60,235	-\$18,841	E24133	\$2,093	\$2,093	\$2,093	\$2,093
P M 7661 TX -0-	BKD5967	10/20/1986	-\$107,007	-\$2,675	-\$82,930	-\$24,077	E24133	\$2,675	\$2,675	\$2,675	\$2,675
P M 7662	BKD5938	09/23/1986	-\$190,961	-\$4,774	-\$147,995	-\$42,966	E24133	\$4,774	\$4,774	\$4,774	\$4,774
P M 9522 S/I TX2041000	BKD6841	07/15/1991	-\$100,765	-\$2,519	-\$65,497	-\$35,268	E24134	\$2,519	\$2,519	\$2,519	\$2,519
P.M. 6452-PARCELS 1-2-3	BKD5373	01/11/1983	-\$72,751	-\$1,819	-\$55,932	-\$16,819	E24133	\$1,819	\$1,819	\$1,819	\$1,819
P.M.10191	BKD7407	03/18/2003	-\$65,977	-\$1,649	-\$23,092	-\$42,885	E24138	\$1,649	\$1,649	\$1,649	\$1,649
PALADINO 30" MAIN	00011665	10/05/2010	-\$1,216,793	-\$30,420	-\$212,939	-\$1,003,854	E24138	\$30,420	\$30,420	\$30,420	\$30,420
PANAMA LANE S/I TX 5557900	BKD6731	05/17/1991	-\$274,395	-\$6,860	-\$178,357	-\$96,038	E24134	\$6,860	\$6,860	\$6,860	\$6,860
PANORAMA DR TX 1628460	BKD6666	02/22/1990	-\$64,113	-\$2,009	-\$37,972	-\$26,141	E24134	\$2,009	\$2,009	\$2,009	\$2,009
PANORAMA HIGHLANDS\$805121	BKD6282	12/02/1987	-\$31,698	-\$994	-\$20,767	-\$10,931	E24134	\$994	\$994	\$994	\$994
PAR 1 & 2 PM 6478	BKD5273	05/14/1982	-\$9,763	\$0	-\$9,763	\$0	E24128	\$0	\$0	\$0	\$0
PARCEL 1 & 2 PM 7305	BKD5872	11/12/1985	-\$25,094	-\$627	-\$16,311	-\$8,783	E24133	\$627	\$627	\$627	\$627
PARCEL 1 OF PARCEL MAP 5775	BKD9924	04/15/1980	-\$10,194	-\$1,450	-\$10,194	\$0	E24124	\$0	\$0	\$0	\$0
PARCEL 1 PARCEL MAP 3113	BKD5220	04/01/1982	-\$51,656	\$0	-\$51,656	\$0	E24128	\$0	\$0	\$0	\$0
PARCEL 1&2 PARCEL MAP NO 4976	BKD5085	09/08/1982	-\$47,759	-\$1,194	-\$41,789	-\$5,970	E24133	\$1,194	\$1,194	\$1,194	\$1,194
PARCEL 1, PARCEL MAP 6698	BKD5401	05/03/1983	-\$91,926	-\$2,298	-\$75,839	-\$16,087	E24133	\$2,298	\$2,298	\$2,298	\$2,298
PARCEL 2 OF PARCEL MAP 4255	BKD9524	07/14/1978	-\$16,161	-\$1,749	-\$16,161	\$0	E24124	\$0	\$0	\$0	\$0
PARCEL 4-PARCEL MAP 5516	BKD9821	10/12/1979	-\$10,182	\$0	-\$10,182	\$0	E24123	\$0	\$0	\$0	\$0
PARCEL 5 OF PARCEL MAP 5512	BKD9884	12/09/1980	-\$7,619	\$0	-\$7,619	\$0	E24129	\$0	\$0	\$0	\$0
PARCEL 6757 PHASE I	BKD5836	11/08/1985	-\$237,372	-\$5,954	-\$189,741	-\$47,631	E24133	\$5,954	\$5,954	\$5,954	\$5,954
PARCEL A PARCEL MAP 5551	BKD5074	07/01/1982	-\$29,993	-\$750	-\$26,244	-\$3,749	E24133	\$750	\$750	\$750	\$750
PARCEL B-PARCEL MAP 5173	BKD9840	10/25/1979	-\$8,647	-\$1,163	-\$8,647	\$0	E24124	\$0	\$0	\$0	\$0
PARCEL I OF P M 5435	BKD5787	02/14/1985	-\$10,745	-\$269	-\$8,596	-\$2,149	E24133	\$269	\$269	\$269	\$269
PARCEL MAP 10173 F/STAX \$16644	BKD7399	04/22/1996	-\$66,928	-\$1,673	-\$35,137	-\$31,791	E24136	\$1,673	\$1,673	\$1,673	\$1,673
PARCEL MAP 3116	BKD9504	05/18/1978	-\$18,204	-\$1,274	-\$18,204	\$0	E24124	\$0	\$0	\$0	\$0
PARCEL MAP 3548	BKD9281	04/19/1977	-\$13,035	-\$866	-\$13,035	\$0	E24124	\$0	\$0	\$0	\$0
PARCEL MAP 3697	BKD9610	11/09/1978	-\$19,709	-\$2,391	-\$19,709	\$0	E24124	\$0	\$0	\$0	\$0
PARCEL MAP 3930	BKD5051	03/16/1981	-\$139,425	\$0	-\$139,425	\$0	E24128	\$0	\$0	\$0	\$0
PARCEL MAP 4041	BKD9314	08/24/1977	-\$9,678	-\$912	-\$9,678	\$0	E24124	\$0	\$0	\$0	\$0
PARCEL MAP 4317	BKD9469	03/20/1978	-\$38,229	-\$5,024	-\$38,229	\$0	E24124	\$0	\$0	\$0	\$0
PARCEL MAP 5055	BKD9688	01/31/1979	-\$26,094	-\$2,401	-\$26,094	\$0	E24124	\$0	\$0	\$0	\$0
PARCEL MAP 5111	BKD9806	12/06/1979	-\$30,161	\$0	-\$30,161	\$0	E24123	\$0	\$0	\$0	\$0
PARCEL MAP 5166	BKD5609	08/06/1984	-\$40,890	-\$1,022	-\$33,735	-\$7,156	E24133	\$1,022	\$1,022	\$1,022	\$1,022
PARCEL MAP 5402	BKD5081	05/19/1981	-\$24,974	\$0	-\$24,974	\$0	E24128	\$0	\$0	\$0	\$0
PARCEL MAP 5517 PARCEL 7	BKD5194	02/16/1982	-\$43,444	\$0	-\$43,444	\$0	E24129	\$0	\$0	\$0	\$0
PARCEL MAP 5818	BKD5407	04/06/1983	-\$3,922	-\$98	-\$3,334	-\$588	E24133	\$98	\$98	\$98	\$98
PARCEL MAP 5889	BKD5007	01/26/1981	-\$12,233	\$0	-\$12,233	\$0	E24128	\$0	\$0	\$0	\$0

Details of Advances for Construction

WP10B2A

101 - Bakersfield (BAK)

Tract number or name	Refunds and Transfers						Estimated Years			
	Project ID	Date of Contract	Original Cost	2017 Refunds	Accumulated	Unrefunded	2018	2019	2020	2021
					Refunds	Balance				
					12/31/2017	Number				
PARCEL MAP 6091	BKD5334	10/29/1982	-\$14,954	-\$374	-\$13,084	E24133	\$374	\$374	\$374	\$374
PARCEL MAP 6594	BKD5294	07/13/1982	-\$23,352	-\$584	-\$18,098	E24133	\$584	\$584	\$584	\$584
PARCEL MAP 6788	BKD5370	01/07/1983	-\$23,411	-\$585	-\$18,144	E24133	\$585	\$585	\$585	\$585
PARCEL MAP 6948	BKD5416	11/09/1983	-\$25,142	-\$634	-\$21,341	E24133	\$634	\$634	\$634	\$634
PARCEL MAP 6987	BKD5548	01/24/1984	-\$48,520	-\$1,225	-\$39,945	E24133	\$1,225	\$1,225	\$1,225	\$1,225
PARCEL MAP 7035 SILLECT AVE)	BKD5599	11/12/1984	-\$29,583	-\$740	-\$24,405	E24133	\$740	\$740	\$740	\$740
PARCEL MAP 7087	BKD5625	07/16/1984	-\$183,105	-\$4,578	-\$151,062	E24133	\$4,578	\$4,578	\$4,578	\$4,578
PARCEL MAP 7134	BKD5780	01/29/1985	-\$15,394	-\$385	-\$12,315	E24133	\$385	\$385	\$385	\$385
PARCEL MAP 7145	BKD5762	01/16/1985	-\$147,795	-\$3,695	-\$118,236	E24133	\$3,695	\$3,695	\$3,695	\$3,695
PARCEL MAP 7744	BKD6177	05/15/1987	-\$245,264	-\$7,812	-\$167,147	E24134	\$7,812	\$7,812	\$7,812	\$7,812
PARCEL MAP 8325	BKD6263	11/20/1987	-\$19,065	-\$477	-\$14,299	E24134	\$477	\$477	\$477	\$477
PARCEL MAP NO 5365 PARCEL 1-3	BKD6014	04/07/1986	-\$31,965	-\$799	-\$22,376	E24133	\$799	\$799	\$799	\$799
PARCEL MAP NO 5850	BKD9952	06/13/1980	-\$4,989	\$0	-\$4,989	E24128	\$0	\$0	\$0	\$0
PARCEL MAP NO. 6601	BKD5289	06/15/1982	-\$31,023	-\$776	-\$22,492	E24133	\$776	\$776	\$776	\$776
PARCEL ON PARCEL MAP 3622	BKD9134	09/16/1976	-\$5,017	-\$821	-\$5,017	E24124	\$0	\$0	\$0	\$0
PARCEL3PM4591	BKD5461	09/13/1983	-\$8,421	-\$211	-\$6,316	E24133	\$211	\$211	\$211	\$211
PARCELS 2 & 3 PM 3392	BKD9965	07/21/1980	-\$26,587	\$0	-\$26,587	E24128	\$0	\$0	\$0	\$0
PICO AVE S/I TX222400	BKD6580	02/07/1990	-\$10,981	-\$275	-\$6,863	E24134	\$275	\$275	\$275	\$275
PINEVIEW APTS SI F&STX457800	BKD7314	08/17/1995	-\$18,408	-\$460	-\$10,124	E24136	\$460	\$460	\$460	\$460
PLANZ RD & LARSON LANE	BKD5972	04/11/1986	-\$37,106	-\$928	-\$32,279	E24133	\$928	\$928	\$928	\$928
PM 10981 Inst.Mains&Services	00009886	01/26/2005	-\$84,350	-\$2,109	-\$25,305	E24138	\$2,109	\$2,109	\$2,109	\$2,109
PM 3071 S/I TX F&S 1982500	BKD6837	03/31/1992	-\$79,718	-\$1,992	-\$49,848	E24136	\$1,992	\$1,992	\$1,992	\$1,992
PM 6774	BKD5446	08/02/1983	-\$46,820	-\$1,236	-\$39,405	E24133	\$1,236	\$1,236	\$1,236	\$1,236
PM 8490	BKD6343	03/15/1988	-\$8,064	-\$202	-\$5,846	E24134	\$202	\$202	\$202	\$202
PM 8789 PAR 2 S/I TX 1080300	BKD6494	04/04/1989	-\$53,333	-\$1,333	-\$37,333	E24134	\$1,333	\$1,333	\$1,333	\$1,333
PM 8986	BKD6800	05/30/1991	-\$5,768	-\$144	-\$3,893	E24134	\$144	\$144	\$144	\$144
PM 9294 SI TX 245400	BKD6804	01/10/1992	-\$12,114	-\$303	-\$7,571	E24136	\$303	\$303	\$303	\$303
PM 9956 SI F&S TX603400	BKD7147	10/28/1994	-\$24,264	-\$607	-\$13,952	E24136	\$607	\$607	\$607	\$607
PM MAP 8337-1&2 S/I TX1993600	BKD6769	10/17/1991	-\$98,425	-\$2,461	-\$63,976	E24134	\$2,461	\$2,461	\$2,461	\$2,461
PM9451#3 S/I FED&ST TX 725100	BKD6893	06/23/1992	-\$29,156	-\$729	-\$18,223	E24136	\$729	\$729	\$729	\$729
POR. PAR.3, PM 4439	BKD5098	06/03/1983	-\$14,072	-\$352	-\$11,961	E24133	\$352	\$352	\$352	\$352
Paladino Dr. Main Extension	00007780	05/03/2004	-\$314,092	-\$7,852	-\$102,080	E24138	\$7,852	\$7,852	\$7,852	\$7,852
Panama & "H" St Inst Mains&Ser	00018654		\$0	\$0	\$198,518	E24138	\$0	\$0	\$0	\$0
Patton & Meany, Inst Mains	00007079	06/25/2003	-\$118,076	-\$2,952	-\$41,327	E24138	\$2,952	\$2,952	\$2,952	\$2,952
S.D.A. KOREAN CHURCH	BKD5672	09/10/1984	-\$5,791	-\$145	-\$4,778	E24133	\$145	\$145	\$145	\$145
S/I TRT 4824 A TX 3593100	BKD6818	05/17/1991	-\$177,391	-\$4,435	-\$115,304	E24134	\$4,435	\$4,435	\$4,435	\$4,435
SILLECT AVE TO PM 7597	BKD5881	10/25/1985	-\$28,637	-\$716	-\$22,909	E24133	\$716	\$716	\$716	\$716
SILLECT AVENUE	BKD9489	06/06/1978	-\$32,953	-\$1,397	-\$32,953	E24124	\$0	\$0	\$0	\$0
SO CHESTER-MINT ESTIMATED COST	BKD5774	08/16/1985	-\$36,388	-\$910	-\$29,110	E24133	\$910	\$910	\$910	\$910
SOUTH UNION AVE	BKD9992	10/21/1980	-\$14,856	\$0	-\$14,856	E24128	\$0	\$0	\$0	\$0

Details of Advances for Construction

WP10B2A

101 - Bakersfield (BAK)

Tract number or name	Refunds and Transfers						Estimated Years			
	Project ID	Date of Contract	Original Cost	2017 Refunds	Accumulated	Unrefunded	2018	2019	2020	2021
					Refunds	Balance				
					12/31/2017	Number				
STINE ROAD STATE TAX \$4953	BKD7433	11/05/1996	-\$69,277	-\$1,732	-\$36,371	E24137	\$1,732	\$1,732	\$1,732	\$1,732
STOCKDALE TOWN CENTER	BKD5316	07/01/1983	-\$85,491	-\$2,137	-\$72,667	E24133	\$2,137	\$2,137	\$2,137	\$2,137
SUB INST TRT 4824 B TX 286600	BKD6831	11/14/1991	-\$14,151	-\$354	-\$9,198	E24134	\$354	\$354	\$354	\$354
SUB INSTALL HUGHES LANE VILLA	BKD5842	07/02/1985	-\$19,011	-\$475	-\$15,209	E24133	\$475	\$475	\$475	\$475
SUB&CO INST.	BKD6388	01/31/1989	-\$96,628	-\$3,029	-\$60,277	E24134	\$3,029	\$3,029	\$3,029	\$3,029
SUBINST PM 7310 & 7952 TX-0-	BKD5886	09/02/1986	-\$80,386	-\$2,061	-\$61,632	E24133	\$2,061	\$2,061	\$2,061	\$2,061
SUBINST PM 7909	BKD6214	07/24/1987	-\$23,496	-\$587	-\$17,622	E24134	\$587	\$587	\$587	\$587
Section 20, Tanks & Mains	00012772	07-24-2006	-\$1,707,926	-\$42,698	-\$469,680	E24138	\$42,698	\$42,698	\$42,698	\$42,698
Section 23 Tank & Boosters	00014416	11/05/2009	-\$1,828,554	-\$45,714	-\$365,711	E24138	\$45,714	\$45,714	\$45,714	\$45,714
TAFT HIGHWAY TX 400183	BKD6660	02/14/1990	-\$15,755	-\$494	-\$9,334	E24134	\$494	\$494	\$494	\$494
TH GROVE SI F&STX 1356600	BKD7049	10/01/1993	-\$54,552	-\$1,364	-\$32,731	E24136	\$1,364	\$1,364	\$1,364	\$1,364
TR 4407(A/D REQ LOT 18 & 113)	BKD5145	07/13/1982	-\$189,458	-\$4,736	-\$165,020	E24133	\$4,736	\$4,736	\$4,736	\$4,736
TR 5432 FED/STATE TAX \$8650	BKD7237	02/17/1995	-\$34,783	-\$870	-\$19,061	E24136	\$870	\$870	\$870	\$870
TR 5432, PH. 2, F/S TAX \$13601	BKD7247	03/25/1996	-\$54,693	-\$1,367	-\$28,714	E24136	\$1,367	\$1,367	\$1,367	\$1,367
TR 5528 UNIT 5, F/S TAX \$3866	BKD7513	06/26/1997	-\$39,685	-\$992	-\$19,843	E24138	\$992	\$992	\$992	\$992
TR 5602-B F/S TAX \$4653	BKD7608	09/08/1997	-\$60,272	-\$1,507	-\$30,136	E24138	\$1,507	\$1,507	\$1,507	\$1,507
TR 5640 PH 2 F/S TAX \$2649	BKD7530	04/07/1997	-\$17,491	-\$437	-\$8,746	E24137	\$437	\$437	\$437	\$437
TR 5762 UNIT B&C F/X TAX \$596	BKD7599	10/14/1997	-\$14,083	-\$352	-\$7,042	E24138	\$352	\$352	\$352	\$352
TR 5861 UNIT A F/S TAX \$4537	BKD7601	06/26/1997	-\$49,655	-\$1,241	-\$24,828	E24138	\$1,241	\$1,241	\$1,241	\$1,241
TR5600-B FED/ST TX SERVS\$4184	BKD7545	09/08/1997	-\$55,876	-\$1,397	-\$27,938	E24138	\$1,397	\$1,397	\$1,397	\$1,397
TR5809 UNIT B, CORR TX \$4769	BKD7566	05/28/1997	-\$52,095	-\$1,244	-\$27,225	E24138	\$1,244	\$1,244	\$1,244	\$1,244
TRACT 3655	BKD5497	02/23/1984	-\$78,816	-\$1,970	-\$65,023	E24133	\$1,970	\$1,970	\$1,970	\$1,970
TRACT 3802	BKD9097	05/06/1976	-\$54,920	-\$316	-\$54,920	E24124	\$0	\$0	\$0	\$0
TRACT 3867,3974,3977,4111	BKD9615	12/15/1978	-\$168,863	-\$144	-\$168,863	E24124	\$0	\$0	\$0	\$0
TRACT 3878	BKD9304	08/24/1977	-\$7,661	-\$960	-\$7,661	E24124	\$0	\$0	\$0	\$0
TRACT 3886 LOT 1 TX -0-	BKD5994	02/20/1986	-\$10,829	-\$271	-\$7,580	E24133	\$271	\$271	\$271	\$271
TRACT 3892 UNIT A	BKD9414	03/09/1978	-\$12,770	-\$156	-\$12,770	E24124	\$0	\$0	\$0	\$0
TRACT 3933 UNIT B	BKD9626	12/01/1978	-\$36,949	-\$1,021	-\$36,949	E24124	\$0	\$0	\$0	\$0
TRACT 3943	BKD9329	05/26/1978	-\$43,522	-\$466	-\$43,522	E24124	\$0	\$0	\$0	\$0
TRACT 3950	BKD9350	09/26/1977	-\$30,031	-\$440	-\$30,031	E24124	\$0	\$0	\$0	\$0
TRACT 3972 UNIT A	BKD9595	10/18/1978	-\$51,058	-\$541	-\$51,058	E24124	\$0	\$0	\$0	\$0
TRACT 3994	BKD9581	09/20/1978	-\$49,221	-\$269	-\$49,221	E24124	\$0	\$0	\$0	\$0
TRACT 4013	BKD5429	05/17/1983	-\$54,265	-\$1,357	-\$46,126	E24133	\$1,357	\$1,357	\$1,357	\$1,357
TRACT 4014	BKD5617	08/02/1984	-\$28,020	-\$701	-\$23,117	E24133	\$701	\$701	\$701	\$701
TRACT 4038	BKD9488	04/25/1978	-\$6,396	-\$244	-\$6,396	E24124	\$0	\$0	\$0	\$0
TRACT 4065 PHASE 1&2	BKD9975	02/23/1981	-\$48,476	-\$2,818	-\$48,476	E24129	\$0	\$0	\$0	\$0
TRACT 4139	BKD9720	01/03/1980	-\$24,264	\$0	-\$24,264	E24124	\$0	\$0	\$0	\$0
TRACT 4163-A	BKD9833	12/07/1979	-\$6,069	\$0	-\$6,069	E24124	\$0	\$0	\$0	\$0
TRACT 4171	BKD9895	05/16/1980	-\$70,144	\$0	-\$70,144	E24128	\$0	\$0	\$0	\$0
TRACT 4181-UNIT A	BKD5367	01/07/1983	-\$47,392	-\$1,185	-\$40,284	E24133	\$1,185	\$1,185	\$1,185	\$1,185

Details of Advances for Construction

WP10B2A

101 - Bakersfield (BAK)

Tract number or name	Refunds and Transfers						Estimated Years				
	Project ID	Date of Contract	Original Cost	2017 Refunds	Accumulated	Unrefunded	2018	2019	2020	2021	
					Refunds	Balance					Account
					12/31/2017	Number					
TRACT 4181-UNIT B	BKD5368	01/07/1983	-\$34,225	-\$856	-\$29,091	-\$5,134	E24133	\$856	\$856	\$856	\$856
TRACT 4182	BKD9894	06/11/1982	-\$65,201	\$0	-\$65,201	\$0	E24129	\$0	\$0	\$0	\$0
TRACT 4210 UNIT A	BKD5880	11/05/1985	-\$53,658	-\$1,341	-\$44,268	-\$9,390	E24133	\$1,341	\$1,341	\$1,341	\$1,341
TRACT 4241 SUB-INSTALL	BKD6058	08/06/1986	-\$57,502	-\$1,438	-\$43,127	-\$14,376	E24133	\$1,438	\$1,438	\$1,438	\$1,438
TRACT 4242 UNIT 3	BKD5383	02/23/1983	-\$57,626	-\$1,441	-\$48,982	-\$8,644	E24133	\$1,441	\$1,441	\$1,441	\$1,441
TRACT 4268	BKD5280	06/08/1982	-\$49,154	\$0	-\$49,154	\$0	E24129	\$0	\$0	\$0	\$0
TRACT 4269 (ASSIGNED 1-86)	BKD5537	01/06/1984	-\$34,152	-\$854	-\$28,175	-\$5,977	E24133	\$854	\$854	\$854	\$854
TRACT 4270-A	BKD5652	08/02/1984	-\$19,954	-\$499	-\$16,462	-\$3,492	E24133	\$499	\$499	\$499	\$499
TRACT 4341	BKD9982	08/29/1980	-\$20,861	\$0	-\$20,861	\$0	E24128	\$0	\$0	\$0	\$0
TRACT 4352 PHASE 1	BKD5110	09/09/1981	-\$46,201	\$0	-\$46,201	\$0	E24129	\$0	\$0	\$0	\$0
TRACT 4404	BKD5134	11/02/1981	-\$51,432	\$0	-\$51,432	\$0	E24129	\$0	\$0	\$0	\$0
TRACT 4420 UNIT B	BKD5230	04/05/1982	-\$14,715	\$0	-\$14,715	\$0	E24129	\$0	\$0	\$0	\$0
TRACT 4420-UNIT A	BKD5229	04/05/1982	-\$14,487	\$0	-\$14,487	\$0	E24129	\$0	\$0	\$0	\$0
TRACT 4425	BKD5077	01/27/1984	-\$15,266	-\$382	-\$12,594	-\$2,671	E24133	\$382	\$382	\$382	\$382
TRACT 4435, UNITS A & B	BKD5423	05/10/1983	-\$74,867	-\$1,872	-\$63,637	-\$11,230	E24133	\$1,872	\$1,872	\$1,872	\$1,872
TRACT 4437	BKD5427	10/27/1983	-\$39,258	-\$981	-\$33,370	-\$5,889	E24133	\$981	\$981	\$981	\$981
TRACT 4486	BKD5271	06/27/1983	-\$35,319	-\$883	-\$27,372	-\$7,947	E24133	\$883	\$883	\$883	\$883
TRACT 4487	BKD5272	02/01/1984	-\$49,286	-\$1,232	-\$40,661	-\$8,625	E24133	\$1,232	\$1,232	\$1,232	\$1,232
TRACT 4551	BKD5402	03/25/1983	-\$28,738	-\$718	-\$24,428	-\$4,311	E24133	\$718	\$718	\$718	\$718
TRACT 4554	BKD5556	04/26/1984	-\$105,459	-\$2,636	-\$87,004	-\$18,455	E24133	\$2,636	\$2,636	\$2,636	\$2,636
TRACT 4555	BKD5557	04/10/1984	-\$72,136	-\$1,803	-\$59,512	-\$12,624	E24133	\$1,803	\$1,803	\$1,803	\$1,803
TRACT 4581	BKD5591	06/14/1984	-\$24,406	-\$610	-\$20,135	-\$4,271	E24133	\$610	\$610	\$610	\$610
TRACT 4591	BKD5381	01/24/1983	-\$61,751	-\$1,544	-\$52,488	-\$9,263	E24133	\$1,544	\$1,544	\$1,544	\$1,544
TRACT 4603	BKD5397	04/15/1983	-\$87,625	-\$2,191	-\$74,481	-\$13,144	E24133	\$2,191	\$2,191	\$2,191	\$2,191
TRACT 4604	BKD5408	11/16/1983	-\$73,660	-\$1,842	-\$55,245	-\$18,415	E24133	\$1,842	\$1,842	\$1,842	\$1,842
TRACT 4607	BKD5478	12/01/1983	-\$79,707	-\$1,993	-\$67,751	-\$11,956	E24133	\$1,993	\$1,993	\$1,993	\$1,993
TRACT 4609	BKD5592	03/26/1984	-\$87,664	-\$2,192	-\$72,323	-\$15,341	E24133	\$2,192	\$2,192	\$2,192	\$2,192
TRACT 4621	BKD5482	12/28/1983	-\$49,760	-\$1,244	-\$42,296	-\$7,464	E24133	\$1,244	\$1,244	\$1,244	\$1,244
TRACT 4624	BKD5442	11/09/1983	-\$71,951	-\$1,799	-\$61,159	-\$10,792	E24133	\$1,799	\$1,799	\$1,799	\$1,799
TRACT 4634	BKD5474	02/06/1984	-\$55,007	-\$1,507	-\$44,459	-\$10,548	E24133	\$1,507	\$1,507	\$1,507	\$1,507
TRACT 4642	BKD5585	04/11/1984	-\$164,661	-\$4,117	-\$135,845	-\$28,816	E24133	\$4,117	\$4,117	\$4,117	\$4,117
TRACT 4645	BKD5811	04/23/1985	-\$43,610	-\$1,090	-\$31,617	-\$11,993	E24133	\$1,090	\$1,090	\$1,090	\$1,090
TRACT 4646	BKD5576	04/10/1984	-\$23,280	-\$582	-\$19,206	-\$4,074	E24133	\$582	\$582	\$582	\$582
TRACT 4646 LOT 32	BKD5641	07/30/1984	-\$17,812	-\$445	-\$14,695	-\$3,117	E24133	\$445	\$445	\$445	\$445
TRACT 4651	BKD5597	05/10/1984	-\$72,127	-\$1,803	-\$59,505	-\$12,622	E24133	\$1,803	\$1,803	\$1,803	\$1,803
TRACT 4653	BKD5601	06/06/1984	-\$19,033	-\$476	-\$15,702	-\$3,331	E24133	\$476	\$476	\$476	\$476
TRACT 4662	BKD6054	12/30/1986	-\$21,313	-\$533	-\$16,517	-\$4,795	E24133	\$533	\$533	\$533	\$533
TRACT 4664 UNIT 2	BKD5691	11/13/1984	-\$36,230	-\$906	-\$29,890	-\$6,340	E24133	\$906	\$906	\$906	\$906
TRACT 4664 UNIT 3	BKD5692	11/13/1984	-\$37,720	-\$943	-\$31,119	-\$6,601	E24133	\$943	\$943	\$943	\$943
TRACT 4664 UNIT 4	BKD5693	11/13/1984	-\$42,647	-\$1,066	-\$35,184	-\$7,463	E24133	\$1,066	\$1,066	\$1,066	\$1,066

Details of Advances for Construction

WP10B2A

101 - Bakersfield (BAK)

Tract number or name	Refunds and Transfers						Estimated Years				
	Project ID	Date of Contract	Original Cost	2017 Refunds	Accumulated	Unrefunded	2018	2019	2020	2021	
					Refunds	Balance					Account
					12/31/2017	Number					
TRACT 4664 UNIT I	BKD5690	11/13/1984	-\$112,681	-\$2,817	-\$92,962	E24133	\$2,817	\$2,817	\$2,817	\$2,817	
TRACT 4673	BKD5649	06/10/1985	-\$65,352	-\$1,634	-\$52,282	E24133	\$1,634	\$1,634	\$1,634	\$1,634	
TRACT 4676	BKD5873	10/25/1985	-\$54,614	-\$1,418	-\$43,270	E24133	\$1,418	\$1,418	\$1,418	\$1,418	
TRACT 4678	BKD5605	05/10/1984	-\$17,919	-\$448	-\$14,335	E24133	\$448	\$448	\$448	\$448	
TRACT 4691	BKD5583	08/03/1984	-\$121,517	-\$3,038	-\$66,450	E24133	\$3,038	\$3,038	\$3,038	\$3,038	
TRACT 4716	BKD5678	11/12/1984	-\$43,129	-\$1,078	-\$35,582	E24133	\$1,078	\$1,078	\$1,078	\$1,078	
TRACT 4726	BKD5653	08/16/1984	-\$71,395	-\$1,785	-\$58,901	E24133	\$1,785	\$1,785	\$1,785	\$1,785	
TRACT 4734 UNIT 1	BKD5848	01/28/1986	-\$55,511	-\$1,388	-\$43,021	E24133	\$1,388	\$1,388	\$1,388	\$1,388	
TRACT 4734 UNIT 2	BKD5978	01/28/1986	-\$38,433	-\$961	-\$29,786	E24133	\$961	\$961	\$961	\$961	
TRACT 4788	BKD5821	06/26/1985	-\$65,724	-\$1,692	-\$52,189	E24133	\$1,692	\$1,692	\$1,692	\$1,692	
TRACT 4832	BKD5998	04/11/1986	-\$20,634	-\$516	-\$15,991	E24133	\$516	\$516	\$516	\$516	
TRACT 4832	BKD6022	04/25/1986	-\$34,257	-\$856	-\$26,549	E24133	\$856	\$856	\$856	\$856	
TRACT 4869 LOTS 1 & 2 SUB INST	BKD6019	08/14/1986	-\$125,183	-\$3,130	-\$97,017	E24133	\$3,130	\$3,130	\$3,130	\$3,130	
TRACT 4887, UNIT B F/S \$6075.	BKD7112	11/11/1998	-\$149,858	-\$3,746	-\$71,183	E24138	\$3,746	\$3,746	\$3,746	\$3,746	
TRACT 4898-2	BKD6270	10/22/1987	-\$100,898	-\$2,522	-\$23,378	E24134	\$2,522	\$2,522	\$2,522	\$2,522	
TRACT 5018, PH D TAXES 5433.00	BKD6997	02/13/1997	-\$21,846	-\$546	-\$10,923	E24136	\$546	\$546	\$546	\$546	
TRACT 5018C	BKD6833	09/25/1991	-\$102,774	-\$2,569	-\$66,803	E24134	\$2,569	\$2,569	\$2,569	\$2,569	
TRACT 5362-UNIT 1	BKD7824	06/25/1999	-\$45,322	-\$1,133	-\$20,395	E24138	\$1,133	\$1,133	\$1,133	\$1,133	
TRACT 5433 PHASE 3	BKD7813	08/26/1999	-\$59,720	-\$1,493	-\$26,874	E24138	\$1,493	\$1,493	\$1,493	\$1,493	
TRACT 5433, PHASE II TAX 1525.	BKD7676	05/06/1998	-\$20,682	-\$517	-\$9,824	E24138	\$517	\$517	\$517	\$517	
TRACT 5433-4	BKD7797	01/05/1999	-\$42,069	-\$1,052	-\$18,931	E24138	\$1,052	\$1,052	\$1,052	\$1,052	
TRACT 5526, UNIT 3 TAX 3,078.	BKD7658	08/04/1998	-\$48,855	-\$1,221	-\$23,206	E24138	\$1,221	\$1,221	\$1,221	\$1,221	
TRACT 5529 PHASE 2&3	00001477	03/09/2001	-\$112,449	-\$2,811	-\$44,980	E24138	\$2,811	\$2,811	\$2,811	\$2,811	
TRACT 5529-1 INSTALL MAINS & S	BKD7979	11/01/2000	-\$28,609	-\$715	-\$12,159	E24138	\$715	\$715	\$715	\$715	
TRACT 5600-C	BKD7783	10/26/1998	-\$39,550	-\$989	-\$18,786	E24138	\$989	\$989	\$989	\$989	
TRACT 5602-C TAXES 3975.00	BKD7736	08/27/1998	-\$38,579	-\$964	-\$18,325	E24138	\$964	\$964	\$964	\$964	
TRACT 5611, UNIT 5 TAX 4,138.	BKD7502	07/29/1998	-\$57,650	-\$1,441	-\$27,384	E24138	\$1,441	\$1,441	\$1,441	\$1,441	
TRACT 5719-PHASE 2	BKD7952	02/24/2000	-\$44,291	-\$1,107	-\$18,824	E24138	\$1,107	\$1,107	\$1,107	\$1,107	
TRACT 5799	BKD7405	02/13/1996	-\$129,921	-\$3,248	-\$72,254	E24136	\$3,248	\$3,248	\$3,248	\$3,248	
TRACT 5809 UNIT C	BKD7685	08/24/1998	-\$87,866	-\$2,197	-\$41,736	E24138	\$2,197	\$2,197	\$2,197	\$2,197	
TRACT 5831-1 INSTALL MAINS AND	BKD7912	01/07/2000	-\$227,524	-\$5,688	-\$96,698	E24138	\$5,688	\$5,688	\$5,688	\$5,688	
TRACT 5859	BKD6868	08/12/1999	-\$165,195	-\$4,130	-\$74,338	E24138	\$4,130	\$4,130	\$4,130	\$4,130	
TRACT 5861-B	BKD7784	10/26/1998	-\$33,206	-\$830	-\$15,773	E24138	\$830	\$830	\$830	\$830	
TRACT 5873 PHASE 2	BKD7664	05/15/1998	-\$50,138	-\$1,253	-\$23,816	E24138	\$1,253	\$1,253	\$1,253	\$1,253	
TRACT 5873-PHASE 3	BKD7680	08/24/1998	-\$31,421	-\$786	-\$14,925	E24138	\$786	\$786	\$786	\$786	
TRACT 5874, PHASE I TAX 3536.	BKD7646	07/28/1998	-\$46,614	-\$1,165	-\$22,142	E24138	\$1,165	\$1,165	\$1,165	\$1,165	
TRACT 5895-I	BKD7773	05/10/1999	-\$109,828	-\$2,746	-\$49,423	E24138	\$2,746	\$2,746	\$2,746	\$2,746	
TRACT 5895-II	BKD7774	05/07/1999	-\$42,402	-\$1,060	-\$19,081	E24138	\$1,060	\$1,060	\$1,060	\$1,060	
TRACT 5895-UNIT 3	BKD7791	12/29/1999	-\$62,073	-\$1,552	-\$68,280	E24136	\$0	\$0	\$0	\$0	
TRACT 5895-UNIT 3	BKD7791	12/29/1999	-\$62,073	-\$1,552	-\$21,726	E24138	\$1,552	\$1,552	\$1,552	\$1,552	

Details of Advances for Construction

WP10B2A

101 - Bakersfield (BAK)

Tract number or name	Refunds and Transfers					Unrefunded				Estimated Years			
	Project ID	Date of Contract	Original Cost	2017 Refunds	Accumulated Refunds	Balance 12/31/2017	Account Number	2018	2019	2020	2021		
TRACT 5895-UNIT 4	BKD7792	11/19/1999	-\$38,813	-\$970	-\$17,466	-\$21,347	E24138	\$970	\$970	\$970	\$970		
TRACT 5937	BKD7808	02/19/1999	-\$32,395	-\$810	-\$14,578	-\$17,817	E24138	\$810	\$810	\$810	\$810		
TRACT 5938-2 INSTALL MAINS & S	BKD7988	08/30/2000	-\$123,559	-\$3,089	-\$52,513	-\$71,046	E24138	\$3,089	\$3,089	\$3,089	\$3,089		
TRACT 5944-1 INSTALL MAINS & S	BKD7969	02/29/2000	-\$44,923	-\$1,123	-\$19,092	-\$25,831	E24138	\$1,123	\$1,123	\$1,123	\$1,123		
TRACT 5950-2 INSTALL MAINS AND	BKD7963	10/25/2000	-\$81,767	-\$2,044	-\$34,751	-\$47,016	E24138	\$2,044	\$2,044	\$2,044	\$2,044		
TRACT 5958-1 INSTALL MAINS AND	BKD7977	04/13/2001	-\$130,665	-\$3,267	-\$52,266	-\$78,399	E24138	\$3,267	\$3,267	\$3,267	\$3,267		
TRACT NO 4421 UNIT A	BKD5231	04/05/1982	-\$24,669	\$0	-\$24,669	\$0	E24129	\$0	\$0	\$0	\$0		
TRACT NO. 4242 UNIT 1	BKD5259	04/21/1982	-\$41,209	\$0	-\$41,209	\$0	E24129	\$0	\$0	\$0	\$0		
TRACT NO. 4242-UNIT 2	BKD5319	10/26/1982	-\$32,920	-\$823	-\$25,513	-\$7,407	E24133	\$823	\$823	\$823	\$823		
TRACT NO. 4618	BKD5320	05/16/1983	-\$42,589	-\$1,065	-\$33,006	-\$9,583	E24133	\$1,065	\$1,065	\$1,065	\$1,065		
TRACT4436	BKD5426	09/09/1983	-\$26,642	-\$666	-\$21,980	-\$4,662	E24133	\$666	\$666	\$666	\$666		
TRACTS 4196 & 4197	BKD5029	01/21/1981	-\$51,644	\$0	-\$51,644	\$0	E24129	\$0	\$0	\$0	\$0		
TRCT 4137 ESTIMATED COST	BKD9819	07/29/1980	-\$73,174	\$0	-\$73,174	\$0	E24129	\$0	\$0	\$0	\$0		
TRT 4254	BKD5622	08/08/1984	-\$74,318	-\$1,858	-\$61,312	-\$13,006	E24133	\$1,858	\$1,858	\$1,858	\$1,858		
TRT 4734 S/I TX1027700	BKD6709	09/18/1990	-\$50,739	-\$1,268	-\$32,980	-\$17,759	E24134	\$1,268	\$1,268	\$1,268	\$1,268		
TRT 4757	BKD6000	04/14/1986	-\$123,545	-\$3,089	-\$95,748	-\$27,797	E24133	\$3,089	\$3,089	\$3,089	\$3,089		
TRT 4873-A SUBINSTL TX 8000200	BKD6311	03/30/1988	-\$394,971	-\$9,874	-\$286,354	-\$108,617	E24134	\$9,874	\$9,874	\$9,874	\$9,874		
TRT 4887#A S/I F&S TX5811600	BKD6850	08/03/1992	-\$233,692	-\$5,842	-\$146,058	-\$87,635	E24136	\$5,842	\$5,842	\$5,842	\$5,842		
TRT 4895 SUB INSTALL	BKD6146	02/09/1987	-\$60,882	-\$1,522	-\$45,662	-\$15,221	E24134	\$1,522	\$1,522	\$1,522	\$1,522		
TRT 4898-1 S/I TX 1696000	BKD6220	03/25/1988	-\$83,733	-\$2,093	-\$58,613	-\$25,120	E24134	\$2,093	\$2,093	\$2,093	\$2,093		
TRT 4919I SUBINST TX1914000	BKD6384	01/12/1989	-\$94,496	-\$2,362	-\$66,147	-\$28,349	E24134	\$2,362	\$2,362	\$2,362	\$2,362		
TRT 4940 S/I TX2547000	BKD6553	11/06/1989	-\$125,745	-\$3,144	-\$88,022	-\$37,723	E24134	\$3,144	\$3,144	\$3,144	\$3,144		
TRT 4944 SI FED TX 653300	BKD6830	03/24/1992	-\$32,255	-\$806	-\$22,579	-\$9,676	E24134	\$806	\$806	\$806	\$806		
TRT 50183 S/I TX1343800	BKD6704	10/05/1990	-\$66,344	-\$1,659	-\$44,782	-\$21,562	E24134	\$1,659	\$1,659	\$1,659	\$1,659		
TRT 5028-B SI TX 1491400	BKD6360	05/25/1988	-\$73,630	-\$1,841	-\$53,382	-\$20,248	E24134	\$1,841	\$1,841	\$1,841	\$1,841		
TRT 5074	BKD6394	10/31/1988	-\$183,657	-\$4,591	-\$133,151	-\$50,506	E24134	\$4,591	\$4,591	\$4,591	\$4,591		
TRT 510-B S/I TX 1081000	BKD6726	09/05/1991	-\$53,371	-\$1,334	-\$34,691	-\$18,680	E24134	\$1,334	\$1,334	\$1,334	\$1,334		
TRT 5107A S/I TX 1861700	BKD6525	09/25/1989	-\$91,913	-\$2,298	-\$64,339	-\$27,574	E24134	\$2,298	\$2,298	\$2,298	\$2,298		
TRT 5130 NO 2 S/I TX1839200	BKD6719	01/22/1991	-\$90,800	-\$2,270	-\$61,290	-\$29,510	E24134	\$2,270	\$2,270	\$2,270	\$2,270		
TRT 5130 UNIT A TX 3939900	BKD6518	04/14/1989	-\$194,515	-\$4,863	-\$136,161	-\$58,354	E24134	\$4,863	\$4,863	\$4,863	\$4,863		
TRT 5144 1 SI TX 791200	BKD6809	07/10/1991	-\$39,063	-\$977	-\$25,391	-\$13,672	E24134	\$977	\$977	\$977	\$977		
TRT 5144 PHASE 1 TX 4053600	BKD6821	07/10/1991	-\$200,126	-\$5,003	-\$130,082	-\$70,044	E24134	\$5,003	\$5,003	\$5,003	\$5,003		
TRT 5156 S/I FED TX 615700	BKD6638	09/21/1990	-\$30,397	-\$760	-\$20,518	-\$9,879	E24134	\$760	\$760	\$760	\$760		
TRT 5215	BKD6826	07/15/1991	-\$299,576	-\$7,489	-\$187,235	-\$112,341	E24134	\$7,489	\$7,489	\$7,489	\$7,489		
TRT 5310 NO 1 S/I TX2253900	BKD6716	04/01/1991	-\$111,275	-\$2,782	-\$72,329	-\$38,946	E24134	\$2,782	\$2,782	\$2,782	\$2,782		
TRT 5310 SI F&STX 2055700	BKD6892	12/01/1993	-\$82,663	-\$2,067	-\$49,598	-\$33,065	E24136	\$2,067	\$2,067	\$2,067	\$2,067		
TRT 5341 S/I F&S TX 4509000	BKD6803	07/16/1993	-\$181,315	-\$4,533	-\$108,789	-\$72,526	E24136	\$4,533	\$4,533	\$4,533	\$4,533		
TRT 5389 2&3S/IF&STX3522800	BKD6979	12/18/1992	-\$141,657	-\$3,541	-\$88,536	-\$53,121	E24136	\$3,541	\$3,541	\$3,541	\$3,541		
TRT 5389S/I FED TX 4210800	BKD6855	02/10/1992	-\$207,887	-\$5,197	-\$129,930	-\$77,958	E24134	\$5,197	\$5,197	\$5,197	\$5,197		
TRT 5421 S/I F&S TX 1628400	BKD6849	04/17/1992	-\$65,480	-\$1,637	-\$40,925	-\$24,555	E24136	\$1,637	\$1,637	\$1,637	\$1,637		

Details of Advances for Construction

WP10B2A

101 - Bakersfield (BAK)

Tract number or name	Refunds and Transfers						Estimated Years				
	Project ID	Date of Contract	Original Cost	2017 Refunds	Accumulated	Unrefunded	2018	2019	2020	2021	
					Refunds	Balance					Account
					12/31/2017	Number					
TRT 5432 #1	BKD6862	03/08/1993	-\$166,202	-\$4,155	-\$99,721	E24136	-\$66,481	\$4,155	\$4,155	\$4,155	\$4,155
TRT 5432 #3 SI F&S TX 551900	BKD7496	09/05/1996	-\$50,463	-\$1,262	-\$26,493	E24137	-\$23,970	\$1,262	\$1,262	\$1,262	\$1,262
TRT 5433 #3 SI F&S TX 1606000	BKD7481	06/04/1996	-\$133,688	-\$3,342	-\$70,186	E24137	-\$63,502	\$3,342	\$3,342	\$3,342	\$3,342
TRT 5450 X/I TX1986200	BKD6812	09/19/1991	-\$98,057	-\$2,451	-\$63,737	E24134	-\$34,320	\$2,451	\$2,451	\$2,451	\$2,451
TRT 5500 S/I F&S TX 800400	BKD6853	07/23/1992	-\$32,185	-\$805	-\$20,116	E24136	-\$12,069	\$805	\$805	\$805	\$805
TRT 5528 NO1 FED&STX 1487800	BKD6942	06/23/1993	-\$59,827	-\$1,496	-\$35,896	E24136	-\$23,931	\$1,496	\$1,496	\$1,496	\$1,496
TRT 5528-3 S/I F&STX692600	BKD7365	05/31/1996	-\$27,852	-\$696	-\$15,307	E24136	-\$12,545	\$696	\$696	\$696	\$696
TRT 5540	BKD6931	12/05/1994	-\$109,594	-\$2,740	-\$63,017	E24136	-\$46,577	\$2,740	\$2,740	\$2,740	\$2,740
TRT 5605 S/I F&S TX 2396600	BKD6937	01/22/1993	-\$96,370	-\$2,409	-\$57,822	E24136	-\$38,548	\$2,409	\$2,409	\$2,409	\$2,409
TRT 5611 NO 1 SI F&STX894100	BKD7268	12/04/1995	-\$36,283	-\$907	-\$19,956	E24136	-\$16,327	\$907	\$907	\$907	\$907
TRT 5611#4 SI F&S TX 233900	BKD7501	02/07/1997	-\$18,235	-\$456	-\$9,118	E24137	-\$9,117	\$456	\$456	\$456	\$456
TRT 5611-2 SI F&STX1123800	BKD7423	03/27/1996	-\$45,190	-\$1,130	-\$23,725	E24136	-\$21,465	\$1,130	\$1,130	\$1,130	\$1,130
TRT 5627 SI F&STX2337500	BKD7141	09/07/1995	-\$93,992	-\$2,348	-\$51,671	E24136	-\$42,321	\$2,348	\$2,348	\$2,348	\$2,348
TRT 5640 PHI S/I F&STX 1611600	BKD7310	04/05/1995	-\$64,805	-\$1,620	-\$35,643	E24136	-\$29,162	\$1,620	\$1,620	\$1,620	\$1,620
TRT 5648PHA SI F&STX2606600	BKD7319	04/26/1996	-\$105,778	-\$2,644	-\$58,178	E24136	-\$47,600	\$2,644	\$2,644	\$2,644	\$2,644
TRT 5683 #A SI F&STX1813500	BKD7305	01/18/1996	-\$72,922	-\$1,823	-\$38,284	E24136	-\$34,638	\$1,823	\$1,823	\$1,823	\$1,823
TRT 5762A S/I F&STX 2679900	BKD7130	04/08/1994	-\$107,762	-\$2,694	-\$61,963	E24136	-\$45,799	\$2,694	\$2,694	\$2,694	\$2,694
TRT 5768#1 SI F&S TX 2315300	BKD7313	03/14/1996	-\$93,100	-\$2,328	-\$48,878	E24136	-\$44,223	\$2,328	\$2,328	\$2,328	\$2,328
TRT 5775 SI F&STX 1980100	BKD7285	03/01/1995	-\$79,622	-\$1,991	-\$43,792	E24136	-\$35,830	\$1,991	\$1,991	\$1,991	\$1,991
TRT 5809 SI F&STX 2860700	BKD7394	08/13/1996	-\$115,033	-\$2,876	-\$60,392	E24136	-\$54,641	\$2,876	\$2,876	\$2,876	\$2,876
TRT 8016 S/I TX 1574200	BKD6152	02/17/1987	-\$64,935	-\$1,623	-\$48,701	E24134	-\$16,234	\$1,623	\$1,623	\$1,623	\$1,623
TRT4615 A&B S/I F&STX1412100	BKD7127	09/07/1993	-\$56,782	-\$1,420	-\$34,069	E24136	-\$22,713	\$1,420	\$1,420	\$1,420	\$1,420
TRT4734 UNIT 3 S/I TX 1960200	BKD6708	09/18/1990	-\$96,776	-\$2,419	-\$65,324	E24134	-\$31,452	\$2,419	\$2,419	\$2,419	\$2,419
TRT4758	BKD6001	04/14/1986	-\$127,691	-\$3,192	-\$98,961	E24133	-\$28,730	\$3,192	\$3,192	\$3,192	\$3,192
TRT5018-A S/INST TX4118400	BKD6347	01/09/1989	-\$203,326	-\$5,083	-\$142,328	E24134	-\$60,998	\$5,083	\$5,083	\$5,083	\$5,083
TRT5028 PH 1 SI TX3097500	BKD6348	02/25/1988	-\$152,922	-\$3,823	-\$110,868	E24134	-\$42,054	\$3,823	\$3,823	\$3,823	\$3,823
TRT5167S/I FT. 2180400 ST661000	BKD6673	07/24/1992	-\$114,257	-\$2,830	-\$71,808	E24136	-\$42,449	\$2,830	\$2,830	\$2,830	\$2,830
TRT5389-4 S/I F/T 1101100	BKD6869	02/07/1992	-\$54,361	-\$1,359	-\$33,976	E24134	-\$20,385	\$1,359	\$1,359	\$1,359	\$1,359
TRT5469-A SI F/STX 1978100	BKD7286	08/01/1995	-\$79,542	-\$1,989	-\$43,748	E24136	-\$35,794	\$1,989	\$1,989	\$1,989	\$1,989
TRT5486 S/I F/T 971600ST294500	BKD6875	08/11/1992	-\$50,913	-\$1,273	-\$31,821	E24136	-\$19,092	\$1,273	\$1,273	\$1,273	\$1,273
TRT5526-2 SI F&S TX1329100	BKD7269	10/11/1994	-\$53,445	-\$1,336	-\$30,731	E24136	-\$22,714	\$1,336	\$1,336	\$1,336	\$1,336
TRT5526UNIT1 S/I F&S TX2582600	BKD7125	01/03/1994	-\$103,851	-\$2,596	-\$59,714	E24136	-\$44,137	\$2,596	\$2,596	\$2,596	\$2,596
TRT5528 #4 SI F&STX 450200	BKD7505	09/11/1996	-\$36,018	-\$900	-\$18,909	E24137	-\$17,109	\$900	\$900	\$900	\$900
TRT5528-2 S/I F&STX1314100	BKD7234	07/15/1994	-\$52,841	-\$1,321	-\$30,384	E24136	-\$22,457	\$1,321	\$1,321	\$1,321	\$1,321
TRT5600 A SI F&STX 3527000	BKD7113	10/14/1994	-\$141,827	-\$3,546	-\$81,551	E24136	-\$60,276	\$3,546	\$3,546	\$3,546	\$3,546
TRT5602 UNIT A SI TX 1800200	BKD7028	03/07/1994	-\$99,714	-\$2,493	-\$57,336	E24136	-\$42,378	\$2,493	\$2,493	\$2,493	\$2,493
TRT5611#1 SI F&STX1108300	BKD7235	02/28/1996	-\$44,567	-\$1,114	-\$23,398	E24136	-\$21,169	\$1,114	\$1,114	\$1,114	\$1,114
TRT5719 PH1 SI F&STX1656400	BKD7400	02/14/1996	-\$66,606	-\$1,665	-\$34,968	E24136	-\$31,638	\$1,665	\$1,665	\$1,665	\$1,665
TRUXTUN W/EMPIRE S/I TX726400	BKD6885	12/17/1991	-\$35,864	-\$897	-\$23,312	E24134	-\$12,552	\$897	\$897	\$897	\$897
Tract 5077-2 Inst. Mains&Serv	00004381	02/07/2003	-\$69,499	-\$1,737	-\$24,325	E24138	-\$45,174	\$1,737	\$1,737	\$1,737	\$1,737

Details of Advances for Construction

WP10B2A

101 - Bakersfield (BAK)

Tract number or name	Refunds and Transfers						Estimated Years			
	Project ID	Date of Contract	Original Cost	2017 Refunds	Accumulated	Unrefunded	2018	2019	2020	2021
					Refunds	Balance				
					12/31/2017	Number				
Tract 5362-2 Install mains	00001079	07/31/2001	-\$62,435	-\$1,561	-\$24,974	E24138	\$1,561	\$1,561	\$1,561	\$1,561
Tract 5362-3 Inst. Mains & Ser	00007099	02/10/2003	-\$126,966	-\$3,174	-\$44,438	E24138	\$3,174	\$3,174	\$3,174	\$3,174
Tract 5362-4 Inst.Mains&Serv	00009536	11/17/2003	-\$95,713	-\$2,393	-\$33,500	E24138	\$2,393	\$2,393	\$2,393	\$2,393
Tract 5362-5 Inst Mains&Serv	00011217	08/01/2005	-\$271,063	-\$6,777	-\$81,319	E24138	\$6,777	\$6,777	\$6,777	\$6,777
Tract 5516-1 Inst Mains&Serv	00015624	04/17/2007	-\$211,964	-\$5,299	-\$52,991	E24138	\$5,299	\$5,299	\$5,299	\$5,299
Tract 5516-2 Inst Mains&Serv	00015625	04/17/2007	-\$159,316	-\$3,983	-\$39,829	E24138	\$3,983	\$3,983	\$3,983	\$3,983
Tract 5516-3 Inst Mains&Serv	00015626	08/26/2008	-\$360,959	-\$9,024	-\$81,216	E24138	\$9,024	\$9,024	\$9,024	\$9,024
Tract 5516-4 Inst Mains&Serv	00015627	04/30/2007	-\$152,905	-\$3,823	-\$38,226	E24138	\$3,823	\$3,823	\$3,823	\$3,823
Tract 5516-5 Inst Mains&Serv	00015628	04/30/2007	-\$146,817	-\$3,670	-\$36,704	E24138	\$3,670	\$3,670	\$3,670	\$3,670
Tract 5516-6 Inst Mains&Serv	00015629	04/30/2007	-\$144,516	-\$3,613	-\$36,129	E24138	\$3,613	\$3,613	\$3,613	\$3,613
Tract 5518 Inst. Mains & Serv	00005834	01/22/2003	-\$83,691	-\$2,092	-\$29,292	E24138	\$2,092	\$2,092	\$2,092	\$2,092
Tract 5518-2 Inst Mains&Serv	00009673	08/18/2003	-\$72,434	-\$1,811	-\$25,352	E24138	\$1,811	\$1,811	\$1,811	\$1,811
Tract 5518-3 Inst Mains&Serv	00010572	08/16/2004	-\$79,540	-\$1,989	-\$25,851	E24138	\$1,989	\$1,989	\$1,989	\$1,989
Tract 5529-4 Inst. Mains & Ser	00002719	03/11/2002	-\$89,635	-\$2,241	-\$33,613	E24138	\$2,241	\$2,241	\$2,241	\$2,241
Tract 5625 Ph. 1&2 Inst. Mains	00004059	06/20/2002	-\$117,539	-\$2,938	-\$44,077	E24138	\$2,938	\$2,938	\$2,938	\$2,938
Tract 5625-2 Inst Mains&Serv	00007667	09/16/2002	-\$139,635	-\$3,491	-\$52,363	E24138	\$3,491	\$3,491	\$3,491	\$3,491
Tract 5632-1 Inst.Mains&Serv	00004985	02/07/2003	-\$113,345	-\$2,834	-\$31,864	E24138	\$2,834	\$2,834	\$2,834	\$2,834
Tract 5762-C Inst. Mains & Ser	00002243	09/17/2001	-\$59,883	-\$1,497	-\$14,953	E24138	\$1,497	\$1,497	\$1,497	\$1,497
Tract 5762-D Inst. Mains&Serv	00003954	05/31/2001	-\$58,660	-\$1,467	-\$24,931	E24138	\$1,467	\$1,467	\$1,467	\$1,467
Tract 5762-F Inst. Mains&Serv	00007946	05/28/2003	-\$78,289	-\$1,957	-\$27,401	E24138	\$1,957	\$1,957	\$1,957	\$1,957
Tract 5762-G Inst Mains&Serv	00007947	11/05/2003	-\$84,986	-\$2,125	-\$29,745	E24138	\$2,125	\$2,125	\$2,125	\$2,125
Tract 5809 Unit D Inst. Mains	00001703	05/24/2001	-\$75,890	-\$1,897	-\$30,356	E24138	\$1,897	\$1,897	\$1,897	\$1,897
Tract 5829-2 Inst. Mains & Ser	00003111	02/22/2002	-\$130,837	-\$3,271	-\$49,064	E24138	\$3,271	\$3,271	\$3,271	\$3,271
Tract 5829-3 Inst Mains&Serv	00007385	09/10/2002	-\$152,128	-\$3,803	-\$57,048	E24138	\$3,803	\$3,803	\$3,803	\$3,803
Tract 5829-4 Inst.Mains&Serv	00008589	07/23/2003	-\$200,713	-\$5,018	-\$70,250	E24138	\$5,018	\$5,018	\$5,018	\$5,018
Tract 5831-2 Inst. Mains& Serv	00003110	02/19/2002	-\$87,822	-\$2,196	-\$32,933	E24138	\$2,196	\$2,196	\$2,196	\$2,196
Tract 5831-3	00008590	08/18/2003	-\$141,143	-\$3,529	-\$49,400	E24138	\$3,529	\$3,529	\$3,529	\$3,529
Tract 5831-4 Inst Mains&Serv	00007497	09/10/2002	-\$185,931	-\$4,648	-\$69,724	E24138	\$4,648	\$4,648	\$4,648	\$4,648
Tract 5909 Inst Mains & Servic	00003839	03/19/2002	-\$133,299	-\$3,332	-\$49,987	E24138	\$3,332	\$3,332	\$3,332	\$3,332
Tract 5923-2 Inst. Mains&Servs	00006005	03/18/2003	-\$18,543	-\$2,964	\$58,510	E24138	\$2,964	\$2,964	\$2,964	\$2,964
Tract 5923-3 Inst Main & Serv	00006908	07/26/2012	-\$107,399	-\$2,685	-\$13,425	E24138	\$2,685	\$2,685	\$2,685	\$2,685
Tract 5923-4 Inst Mains & Serv	00014848	09/11/2006	-\$308,679	-\$7,717	-\$84,887	E24138	\$7,717	\$7,717	\$7,717	\$7,717
Tract 5929 Phase 1	00000018	05/31/2001	-\$151,961	-\$3,799	-\$64,584	E24138	\$3,799	\$3,799	\$3,799	\$3,799
Tract 5929-2 Install Mains & S	00001475	07/30/2001	-\$68,207	-\$1,705	-\$27,283	E24138	\$1,705	\$1,705	\$1,705	\$1,705
Tract 5930-1 Inst. Mains & Ser	00004763	03/25/2002	-\$153,517	-\$3,838	-\$57,569	E24138	\$3,838	\$3,838	\$3,838	\$3,838
Tract 5944-2 Inst.Mains&Serv	00007539	01/22/2003	-\$93,675	-\$2,342	-\$32,786	E24138	\$2,342	\$2,342	\$2,342	\$2,342
Tract 5944-3 Inst.Mains&Servic	00009033	04/29/2004	-\$57,225	-\$1,431	-\$18,598	E24138	\$1,431	\$1,431	\$1,431	\$1,431
Tract 5944-4 Inst. Mains&Serv	00009486	07/13/2004	-\$77,956	-\$1,949	-\$25,336	E24138	\$1,949	\$1,949	\$1,949	\$1,949
Tract 5944-5 Inst Mains&Serv	00012259	01/26/2005	-\$218,548	-\$5,464	-\$65,564	E24138	\$5,464	\$5,464	\$5,464	\$5,464
Tract 5947-1 Install Mains	00001625	08/25/2000	-\$66,021	-\$1,651	-\$28,059	E24138	\$1,651	\$1,651	\$1,651	\$1,651

Details of Advances for Construction

WP10B2A

101 - Bakersfield (BAK)

Tract number or name	Refunds and Transfers						Estimated Years				
	Project ID	Date of Contract	Original Cost	2017 Refunds	Accumulated	Unrefunded	2018	2019	2020	2021	
					Refunds	Balance					Account
					12/31/2017	Number					
Tract 5947-2 Inst Mains&Serv	00007945	04/04/2003	-\$83,071	-\$2,077	-\$26,998	-\$56,073	E24138	\$2,077	\$2,077	\$2,077	\$2,077
Tract 5948-B Install mains	00001034	06/26/2000	-\$106,600	-\$2,665	-\$45,373	-\$61,228	E24138	\$2,665	\$2,665	\$2,665	\$2,665
Tract 5948-C Inst. mains & ser	00001966	04/18/2001	-\$109,851	-\$2,746	-\$41,194	-\$68,657	E24138	\$2,746	\$2,746	\$2,746	\$2,746
Tract 5948-D Inst Mains & Serv	00003914	12/12/2001	-\$110,402	-\$2,760	-\$44,161	-\$66,241	E24138	\$2,760	\$2,760	\$2,760	\$2,760
Tract 5948-E Inst Mains & Serv	00005762	08/07/2002	-\$119,068	-\$2,977	-\$44,651	-\$74,418	E24138	\$2,977	\$2,977	\$2,977	\$2,977
Tract 5958-2 Inst. Mains & Ser	00003904	11/05/2001	-\$151,596	-\$3,790	-\$60,638	-\$90,958	E24138	\$3,790	\$3,790	\$3,790	\$3,790
Tract 5958-3 Inst Mains&Serv	00006767	09/16/2002	-\$147,183	-\$3,680	-\$55,194	-\$91,989	E24138	\$3,680	\$3,680	\$3,680	\$3,680
Tract 5968 1&2 Inst. Mains	00007729	03/10/2003	-\$177,360	-\$4,434	-\$44,340	-\$133,020	E24138	\$4,434	\$4,434	\$4,434	\$4,434
Tract 5968-3 Inst.Mains&Serv	00008950	06/12/2003	-\$94,635	-\$2,366	-\$26,025	-\$68,610	E24138	\$2,366	\$2,366	\$2,366	\$2,366
Tract 5968-4 Inst.Mains&Serv	00009976	04/01/2004	-\$353,247	-\$8,831	-\$88,312	-\$264,935	E24138	\$8,831	\$8,831	\$8,831	\$8,831
Tract 5980 Inst. Mains & Servi	00001428	03/12/2001	-\$64,213	-\$1,605	-\$25,685	-\$38,528	E24138	\$1,605	\$1,605	\$1,605	\$1,605
Tract 5981 Inst. Mains & Servi	00001596	03/01/2001	-\$49,844	-\$1,246	-\$19,938	-\$29,906	E24138	\$1,246	\$1,246	\$1,246	\$1,246
Tract 5989 Inst Mains&Serv	00011794	06-20-2012	-\$71,566	-\$1,789	-\$8,946	-\$62,620	E24138	\$1,789	\$1,789	\$1,789	\$1,789
Tract 5991 Install Mains & Ser	00002664	04/06/2001	-\$131,098	-\$3,277	-\$52,439	-\$78,659	E24138	\$3,277	\$3,277	\$3,277	\$3,277
Tract 5997 Inst. Mains& Serv	00012687	06/29/2006	-\$291,543	-\$7,289	-\$80,174	-\$211,369	E24138	\$7,289	\$7,289	\$7,289	\$7,289
Tract 5998-1Install Mains&Serv	00008869	06/29/2006	-\$354,939	-\$8,873	-\$97,608	-\$257,331	E24138	\$8,873	\$8,873	\$8,873	\$8,873
Tract 6000-1 Inst Mains&Serv	00006760	07/06/2005	-\$436,282	-\$10,907	-\$130,885	-\$305,397	E24138	\$10,907	\$10,907	\$10,907	\$10,907
Tract 6000-2 Inst Mains&Serv	00010297	05/17/2006	-\$685,285	-\$17,132	-\$171,321	-\$513,964	E24138	\$17,132	\$17,132	\$17,132	\$17,132
Tract 6000-3 Inst Mains & Serv	00010220	01/26/2005	-\$40,185	-\$1,005	-\$16,106	-\$24,079	E24138	\$1,005	\$1,005	\$1,005	\$1,005
Tract 6000-4 Inst Mains&Serv	00012540	09/26/2005	-\$198,030	-\$4,951	-\$59,409	-\$138,621	E24138	\$4,951	\$4,951	\$4,951	\$4,951
Tract 6000-5 Inst Mains&Servic	00012541	06/20/2006	-\$325,477	-\$8,137	-\$89,506	-\$235,971	E24138	\$8,137	\$8,137	\$8,137	\$8,137
Tract 6000-6 Inst Mains&Serv	00012542		\$0	\$0	\$542,880	-\$542,880	E24138	\$0	\$0	\$0	\$0
Tract 6000-7 Inst Mains&Servic	00012543	12/11/2006	-\$731,843	-\$18,296	-\$201,257	-\$530,586	E24138	\$18,296	\$18,296	\$18,296	\$18,296
Tract 6003 Ph. 1 Inst. Mains	00004057	11/05/2001	-\$93,853	-\$2,346	-\$37,541	-\$56,312	E24138	\$2,346	\$2,346	\$2,346	\$2,346
Tract 6003-2 Inst Main&Serv	00006625	05/02/2002	-\$125,167	-\$3,129	-\$46,938	-\$78,229	E24138	\$3,129	\$3,129	\$3,129	\$3,129
Tract 6003-3 Inst. Mains&Serv.	00007967	01/22/2003	-\$231,894	-\$5,797	-\$81,163	-\$150,731	E24138	\$5,797	\$5,797	\$5,797	\$5,797
Tract 6003-4 Inst Mains&Serv	00009121	06/02/2003	-\$98,985	-\$2,475	-\$34,645	-\$64,340	E24138	\$2,475	\$2,475	\$2,475	\$2,475
Tract 6006-2 Inst.Mains&Serv	00009539	04/29/2004	-\$234,742	-\$5,869	-\$76,291	-\$158,451	E24138	\$5,869	\$5,869	\$5,869	\$5,869
Tract 6006-3 Inst.Mains&Serv	00010016	05/05/2005	-\$306,604	-\$7,665	-\$91,981	-\$214,623	E24138	\$7,665	\$7,665	\$7,665	\$7,665
Tract 6006-4 Inst Mains&Servic	00011910	04/06/2005	-\$119,766	-\$2,994	-\$23,953	-\$95,813	E24138	\$2,994	\$2,994	\$2,994	\$2,994
Tract 6006-5 Inst Mains&Servic	00011911	03/22/2006	-\$100,098	-\$2,502	-\$27,527	-\$72,571	E24138	\$2,502	\$2,502	\$2,502	\$2,502
Tract 6006-6 Inst Mains&Servic	00011912	02/24/2006	-\$88,711	-\$2,218	-\$24,396	-\$64,315	E24138	\$2,218	\$2,218	\$2,218	\$2,218
Tract 6006-7 Inst Mains&Servic	00011914	01/03/2008	-\$129,900	-\$3,248	-\$29,228	-\$100,673	E24138	\$3,248	\$3,248	\$3,248	\$3,248
Tract 6013-1 Inst. Mains & Ser	00004773	11/05/2001	-\$96,710	-\$2,418	-\$38,684	-\$58,026	E24138	\$2,418	\$2,418	\$2,418	\$2,418
Tract 6013-2 Inst. Mains&Serv	00006083	05/25/2002	-\$131,104	-\$3,278	-\$49,164	-\$81,940	E24138	\$3,278	\$3,278	\$3,278	\$3,278
Tract 6013-2 Inst. Mains&Serv	00006083		\$0	\$0	\$81,940	-\$81,940	E24138	\$0	\$0	\$0	\$0
Tract 6013-3 Inst.Mains&Serv	00007990	02/07/2003	-\$187,019	-\$4,675	-\$65,457	-\$121,562	E24138	\$4,675	\$4,675	\$4,675	\$4,675
Tract 6015-1 Inst. Mains & ser	00003005	03/01/2001	-\$156,630	-\$3,916	-\$62,652	-\$93,978	E24138	\$3,916	\$3,916	\$3,916	\$3,916
Tract 6015-2 Inst. Mains&Serv	00003994	02/27/2002	-\$152,376	-\$3,809	-\$57,141	-\$95,235	E24138	\$3,809	\$3,809	\$3,809	\$3,809
Tract 6015-3 Inst. Mains&Serv	00004403	03/11/2002	-\$92,493	-\$2,312	-\$34,685	-\$57,808	E24138	\$2,312	\$2,312	\$2,312	\$2,312

Details of Advances for Construction

WP10B2A

101 - Bakersfield (BAK)

Tract number or name	Refunds and Transfers						Estimated Years				
	Project ID	Date of Contract	Original Cost	2017 Refunds	Accumulated	Unrefunded	2018	2019	2020	2021	
					Refunds	Balance					Account
					12/31/2017	Number					
Tract 6042-1 Inst Mains&Serv	00010170	03/01/2004	-\$107,447	-\$2,686	-\$34,920	-\$72,527	E24138	\$2,686	\$2,686	\$2,686	\$2,686
Tract 6042-2 Inst Mains&Serv	00010171	03/01/2004	-\$101,132	-\$2,528	-\$32,868	-\$68,264	E24138	\$2,528	\$2,528	\$2,528	\$2,528
Tract 6042-3 Inst Mains & Serv	00012372	01/26/2005	-\$149,731	-\$3,743	-\$41,176	-\$108,555	E24138	\$3,743	\$3,743	\$3,743	\$3,743
Tract 6042-4 Inst Mains & Serv	00012373	03/23/2005	-\$116,227	-\$2,906	-\$31,962	-\$84,265	E24138	\$2,906	\$2,906	\$2,906	\$2,906
Tract 6061-1 Inst Mains&Serv	00008338	11/05/2003	-\$105,323	-\$2,633	-\$36,863	-\$68,460	E24138	\$2,633	\$2,633	\$2,633	\$2,633
Tract 6061-2 Inst Mains&Serv	00010614	09/23/2005	-\$112,628	-\$2,816	-\$33,788	-\$78,840	E24138	\$2,816	\$2,816	\$2,816	\$2,816
Tract 6061-3 Inst Mains&Serv	00011821	04/19/2005	-\$188,652	-\$4,716	-\$56,596	-\$132,056	E24138	\$4,716	\$4,716	\$4,716	\$4,716
Tract 6066-1 Inst Mains&Serv	00006020	02/07/2003	-\$120,829	-\$3,021	-\$42,290	-\$78,539	E24138	\$3,021	\$3,021	\$3,021	\$3,021
Tract 6066-2 Inst Mains&Serv	00008313	06/02/2003	-\$98,552	-\$2,464	-\$34,493	-\$64,059	E24138	\$2,464	\$2,464	\$2,464	\$2,464
Tract 6066-3 Inst.Mains&Serv	00009490	04/01/2004	-\$107,663	-\$2,692	-\$34,991	-\$72,672	E24138	\$2,692	\$2,692	\$2,692	\$2,692
Tract 6066-4 Inst.Mains&Serv	00009513	04/01/2004	-\$120,311	-\$3,008	-\$39,101	-\$81,210	E24138	\$3,008	\$3,008	\$3,008	\$3,008
Tract 6095-1&2 Inst Mains&Serv	00009978	07/13/2004	-\$340,153	-\$8,504	-\$110,550	-\$229,603	E24138	\$8,504	\$8,504	\$8,504	\$8,504
Tract 6095-3 Inst Mains&Serv	00010552	07/13/2004	-\$319,225	-\$7,981	-\$103,748	-\$215,477	E24138	\$7,981	\$7,981	\$7,981	\$7,981
Tract 6095-4 Inst Mains&Serv	00012048	04/19/2005	-\$283,154	-\$7,079	-\$84,946	-\$198,208	E24138	\$7,079	\$7,079	\$7,079	\$7,079
Tract 6095-5 Inst Mains&Serv	00012120	07/06/2005	-\$160,985	-\$4,025	-\$48,296	-\$112,689	E24138	\$4,025	\$4,025	\$4,025	\$4,025
Tract 6095-6&7 Inst Mains&Serv	00012049	09/02/2005	-\$219,781	-\$5,495	-\$65,934	-\$153,847	E24138	\$5,495	\$5,495	\$5,495	\$5,495
Tract 6095-8 Inst Mains&Servic	00012050	09/26/2005	-\$152,570	-\$3,814	-\$45,771	-\$106,799	E24138	\$3,814	\$3,814	\$3,814	\$3,814
Tract 6097 Inst Mains&Serv	00010334	08/16/2004	-\$162,632	-\$4,066	-\$52,855	-\$109,777	E24138	\$4,066	\$4,066	\$4,066	\$4,066
Tract 6117-1 Inst Mains&Serv	00008954	10/06/2003	-\$360,234	-\$9,006	-\$117,076	-\$243,158	E24138	\$9,006	\$9,006	\$9,006	\$9,006
Tract 6117-2 Inst Mains&Serv	00010238	10/18/2004	-\$276,388	-\$6,910	-\$89,826	-\$186,562	E24138	\$6,910	\$6,910	\$6,910	\$6,910
Tract 6117-3 Inst Mains&Serv	00010239	11/02/2004	-\$338,552	-\$8,464	-\$110,029	-\$228,523	E24138	\$8,464	\$8,464	\$8,464	\$8,464
Tract 6118-1 Inst Mains&Serv	00010252	04/15/2004	-\$95,235	-\$2,381	-\$30,951	-\$64,284	E24138	\$2,381	\$2,381	\$2,381	\$2,381
Tract 6118-2&5 Inst Mains&Serv	00010258	11/01/2004	-\$363,839	-\$9,096	-\$118,248	-\$245,591	E24138	\$9,096	\$9,096	\$9,096	\$9,096
Tract 6118-3 Inst Mains&Serv	00010259	11/01/2004	-\$101,265	-\$2,532	-\$32,911	-\$68,354	E24138	\$2,532	\$2,532	\$2,532	\$2,532
Tract 6118-4 Inst Mains&Serv	00010260	11/01/2004	-\$92,702	-\$2,318	-\$30,128	-\$62,574	E24138	\$2,318	\$2,318	\$2,318	\$2,318
Tract 6118-6 Inst Mains&Serv	00012628	10/18/2005	-\$93,214	-\$2,330	-\$27,964	-\$65,250	E24138	\$2,330	\$2,330	\$2,330	\$2,330
Tract 6118-7 Inst Mains&Serv	00012630	10/18/2005	-\$114,216	-\$2,855	-\$34,265	-\$79,951	E24138	\$2,855	\$2,855	\$2,855	\$2,855
Tract 6118-8 Inst Mains&Serv	00012631	11/28/2005	-\$128,144	-\$3,204	-\$38,443	-\$89,701	E24138	\$3,204	\$3,204	\$3,204	\$3,204
Tract 6123-A Inst Mains&Serv	00010763	06/14/2011	-\$202,561	-\$5,064	-\$30,383	-\$172,178	E24138	\$5,064	\$5,064	\$5,064	\$5,064
Tract 6123-B Inst Mains&Serv	00010764	06/14/2011	-\$200,608	-\$5,015	-\$30,091	-\$170,517	E24138	\$5,015	\$5,015	\$5,015	\$5,015
Tract 6124-1 Inst Mains&Serv	00008428	03/11/2003	-\$225,853	-\$5,646	-\$79,049	-\$146,804	E24138	\$5,646	\$5,646	\$5,646	\$5,646
Tract 6124-2 Inst Mains&Serv	00008429	11/05/2003	-\$251,558	-\$6,289	-\$88,045	-\$163,513	E24138	\$6,289	\$6,289	\$6,289	\$6,289
Tract 6125-1 Inst Mains&Serv	00008176	02/10/2003	-\$200,745	-\$5,019	-\$70,261	-\$130,484	E24138	\$5,019	\$5,019	\$5,019	\$5,019
Tract 6125-2 Inst Mains&Serv	00008177	06/02/2003	-\$183,158	-\$4,579	-\$59,526	-\$123,632	E24138	\$4,579	\$4,579	\$4,579	\$4,579
Tract 6132-1&2 Inst Mains	00013238	03/02/2006	-\$365,238	-\$9,131	-\$100,440	-\$264,798	E24138	\$9,131	\$9,131	\$9,131	\$9,131
Tract 6140-1Inst Mains&Serv	00008537	08/18/2003	-\$226,016	-\$5,650	-\$79,106	-\$146,910	E24138	\$5,650	\$5,650	\$5,650	\$5,650
Tract 6140-2 Inst. Mains&Serv	00009801	04/01/2004	-\$102,602	-\$2,565	-\$33,346	-\$69,256	E24138	\$2,565	\$2,565	\$2,565	\$2,565
Tract 6140-3 Inst Mains&Serv	00011032	08/16/2004	-\$99,034	-\$2,476	-\$32,186	-\$66,848	E24138	\$2,476	\$2,476	\$2,476	\$2,476
Tract 6140-4 Inst Mains&Serv	00008909	11/05/2003	-\$148,331	-\$3,708	-\$51,916	-\$96,415	E24138	\$3,708	\$3,708	\$3,708	\$3,708
Tract 6140-5 Inst Mains&Serv	00009802	04/01/2004	-\$107,702	-\$2,693	-\$35,003	-\$72,699	E24138	\$2,693	\$2,693	\$2,693	\$2,693

Details of Advances for Construction

WP10B2A

101 - Bakersfield (BAK)

Tract number or name	Refunds and Transfers						Estimated Years					
	Project ID	Date of Contract	Original Cost	2017 Refunds	Accumulated	Unrefunded	2018	2019	2020	2021		
					Refunds	Balance					Account	
					12/31/2017	Number						
Tract 6140-6 Inst Mains&Servic	00011033	11/02/2004	-\$117,488	-\$2,937	-\$38,184	-\$79,304	E24138	\$2,937	\$2,937	\$2,937	\$2,937	
Tract 6140-7 Inst Mains&Serv	00010137	11/02/2004	-\$151,901	-\$3,798	-\$49,368	-\$102,533	E24138	\$3,798	\$3,798	\$3,798	\$3,798	
Tract 6140-8 Inst Mains&Serv	00009804	08/16/2004	-\$149,304	-\$3,733	-\$48,524	-\$100,780	E24138	\$3,733	\$3,733	\$3,733	\$3,733	
Tract 6141- Inst Mains&Serv	00009716	10/19/2004	-\$275,479	-\$6,887	-\$275,414	-\$65	3434_A_I_S	\$6,887	\$6,887	\$6,887	\$6,887	
Tract 6141- Inst Mains&Serv	00009716	10/19/2004	-\$275,479	-\$6,887	-\$275,738	\$259	3480_A_I_S	\$0	\$0	\$0	\$0	
Tract 6141- Inst Mains&Serv	00009716	10/19/2004	-\$275,479	-\$6,887	-\$89,337	-\$186,142	E24138	\$6,887	\$6,887	\$6,887	\$6,887	
Tract 6143 Inst Mains&Serv	00010327	08/26/2005	-\$196,312	-\$4,908	-\$58,894	-\$137,418	E24138	\$4,908	\$4,908	\$4,908	\$4,908	
Tract 6148 Relocate 12" Main	00013645		\$0	\$0	\$81,000	-\$81,000	E24138	\$0	\$0	\$0	\$0	
Tract 6148-1 Inst Mains&Serv	00014908		\$0	\$0	\$0	\$0	E24138	\$0	\$0	\$0	\$0	
Tract 6149-1 Install Mains&Ser	00012146	05/05/2005	-\$183,758	-\$4,594	-\$55,127	-\$128,631	E24138	\$4,594	\$4,594	\$4,594	\$4,594	
Tract 6149-2 Inst Mains&Servic	00012147	05/05/2005	-\$232,686	-\$5,817	-\$69,806	-\$162,880	E24138	\$5,817	\$5,817	\$5,817	\$5,817	
Tract 6149-2A Inst Mains&Serv	00012673	07/22/2005	-\$84,350	-\$2,109	-\$25,305	-\$59,045	E24138	\$2,109	\$2,109	\$2,109	\$2,109	
Tract 6149-3 Inst Mains&Serv	00012729	06/29/2006	-\$549,101	-\$13,728	-\$151,003	-\$398,098	E24138	\$13,728	\$13,728	\$13,728	\$13,728	
Tract 6149-4 Inst Mains&Serv	00013680	02/23/2006	-\$367,007	-\$9,175	-\$100,927	-\$266,080	E24138	\$9,175	\$9,175	\$9,175	\$9,175	
Tract 6149-5 Inst Mains&Serv	00013682	04/28/2006	-\$791,436	-\$19,786	-\$217,645	-\$573,791	E24138	\$19,786	\$19,786	\$19,786	\$19,786	
Tract 6149-6 Inst Mains&Serv	00013683	04/12/2006	-\$134,627	-\$3,366	-\$37,022	-\$97,605	E24138	\$3,366	\$3,366	\$3,366	\$3,366	
Tract 6149-7 Inst Mains&Serv	00014601	06/29/2006	-\$401,265	-\$10,032	-\$110,348	-\$290,917	E24138	\$10,032	\$10,032	\$10,032	\$10,032	
Tract 6149-8 Inst Mains&Serv	00014602	08/23/2006	-\$352,165	-\$8,804	-\$96,845	-\$255,320	E24138	\$8,804	\$8,804	\$8,804	\$8,804	
Tract 6149-9 Inst Mains&Serv	00015727	06/24/2010	-\$337,207	-\$8,430	-\$33,721	-\$303,486	E24138	\$8,430	\$8,430	\$8,430	\$8,430	
Tract 6152 Phase 5 b	00094138	04/15/2014	-\$297,575	-\$7,439	-\$14,879	-\$282,696	E24138	\$7,439	\$7,439	\$7,439	\$7,439	
Tract 6152-2 Inst Mains&Serv	00014399	07/19/2007	-\$139,474	-\$3,487	-\$31,382	-\$108,092	E24138	\$3,487	\$3,487	\$3,487	\$3,487	
Tract 6152-3 Inst Mains&Serv	00015620	07/19/2007	-\$209,096	-\$5,227	-\$47,047	-\$162,049	E24138	\$5,227	\$5,227	\$5,227	\$5,227	
Tract 6152-4 Inst Mains&Serv	00012755	06/20/2006	-\$91,184	-\$2,280	-\$22,796	-\$68,388	E24138	\$2,280	\$2,280	\$2,280	\$2,280	
Tract 6160 Inst. Mains&Serv	00010207	05/05/2005	-\$202,050	-\$5,051	-\$60,615	-\$141,435	E24138	\$5,051	\$5,051	\$5,051	\$5,051	
Tract 6162 Inst Mains&Serv	00009773	04/01/2004	-\$157,468	-\$3,937	-\$35,430	-\$122,038	E24138	\$3,937	\$3,937	\$3,937	\$3,937	
Tract 6165-1 Inst Mains&Serv	00010813	04/19/2005	-\$140,791	-\$3,520	-\$42,237	-\$98,554	E24138	\$3,520	\$3,520	\$3,520	\$3,520	
Tract 6165-2 Inst Mains&Serv	00014190	03/02/2006	-\$122,537	-\$3,063	-\$33,698	-\$88,839	E24138	\$3,063	\$3,063	\$3,063	\$3,063	
Tract 6168 Inst Mains&Serv	00010003	07/06/2005	-\$227,458	-\$5,686	-\$68,237	-\$159,221	E24138	\$5,686	\$5,686	\$5,686	\$5,686	
Tract 6175 Inst Mains&Services	00010814	02/07/2006	-\$253,059	-\$6,326	-\$104,691	-\$148,368	E24138	\$6,326	\$6,326	\$6,326	\$6,326	
Tract 6178-1 Inst Mains&Serv	00009706	11/26/2003	-\$193,907	-\$4,848	-\$67,868	-\$126,039	E24138	\$4,848	\$4,848	\$4,848	\$4,848	
Tract 6178-2 Inst Mains&Serv	00009708	10/19/2004	-\$220,780	-\$5,520	-\$71,754	-\$149,027	E24138	\$5,520	\$5,520	\$5,520	\$5,520	
Tract 6193-1&2 Inst Mains&Serv	00013348	02/23/2006	-\$784,041	-\$19,601	-\$215,611	-\$568,430	E24138	\$19,601	\$19,601	\$19,601	\$19,601	
Tract 6195 1&2 Inst Mains&Serv	00011619	11/02/2004	-\$259,228	-\$6,481	-\$84,249	-\$174,979	E24138	\$6,481	\$6,481	\$6,481	\$6,481	
Tract 6195-3 Inst Mains&Serv	00011620	11/17/2004	-\$84,352	-\$2,109	-\$27,414	-\$56,938	E24138	\$2,109	\$2,109	\$2,109	\$2,109	
Tract 6195-4 Inst Mains&Serv	00012237	01/26/2005	-\$90,466	-\$2,262	-\$27,140	-\$63,326	E24138	\$2,262	\$2,262	\$2,262	\$2,262	
Tract 6195-5 Inst Mains& Serv	00012632	09/26/2005	-\$88,875	-\$2,222	-\$24,441	-\$64,434	E24138	\$2,222	\$2,222	\$2,222	\$2,222	
Tract 6195-6 Inst Mains&Serv	00012635	11/28/2005	-\$114,900	-\$2,873	-\$34,470	-\$80,430	E24138	\$2,873	\$2,873	\$2,873	\$2,873	
Tract 6195-7 Inst Mains&Serv	00012636	11/20/2005	-\$94,212	-\$2,355	-\$28,264	-\$65,948	E24138	\$2,355	\$2,355	\$2,355	\$2,355	
Tract 6195-8 Inst Mains&Serv	00012637	02/24/2006	-\$366,042	-\$9,151	-\$100,662	-\$265,380	E24138	\$9,151	\$9,151	\$9,151	\$9,151	
Tract 6209 Phase 2	00101007	09/11/2015	-\$299,787	-\$7,495	-\$299,787	\$0	3436_8PP_I	\$0	\$0	\$0	\$0	

Details of Advances for Construction

WP10B2A

101 - Bakersfield (BAK)

Tract number or name	Refunds and Transfers						Estimated Years					
	Project ID	Date of Contract	Original Cost	2017 Refunds	Accumulated	Unrefunded	2018	2019	2020	2021		
					Refunds	Balance					Account	
					12/31/2017	Number						
Tract 6209 Phase 2	00101007	09/11/2015	-\$299,787	-\$7,495	-\$14,989	-\$284,798	E24138	\$7,495	\$7,495	\$7,495	\$7,495	
Tract 6209 Phase 3	00101008	03/17/2016	-\$203,713	-\$5,093	-\$203,713	\$0	3436_8PP_I	\$0	\$0	\$0	\$0	
Tract 6209 Phase 3	00101008	03/17/2016	-\$203,713	-\$5,093	-\$5,093	-\$198,620	E24138	\$5,093	\$5,093	\$5,093	\$5,093	
Tract 6209 Phase 4	00101009	09/16/2016	-\$86,976	-\$2,174	-\$86,976	\$0	3436_8PP_I	\$0	\$0	\$0	\$0	
Tract 6209 Phase 4	00101009	09/16/2016	-\$86,976	-\$2,174	-\$2,174	-\$84,802	E24138	\$2,174	\$2,174	\$2,174	\$2,174	
Tract 6209-1 Inst Mains&Serv	00014518	03/09/2007	-\$228,454	-\$5,711	-\$57,114	-\$171,341	E24138	\$5,711	\$5,711	\$5,711	\$5,711	
Tract 6226 Inst Mains&Serv	00014497	12/11/2006	-\$268,998	-\$6,725	-\$73,974	-\$195,024	E24138	\$6,725	\$6,725	\$6,725	\$6,725	
Tract 6227 Inst. Mains&Serv	00010300	01/26/2005	-\$186,716	-\$4,668	-\$56,015	-\$130,701	E24138	\$4,668	\$4,668	\$4,668	\$4,668	
Tract 6232-1 Inst Mains&Serv	00012208	05/05/2005	-\$193,785	-\$4,845	-\$58,136	-\$135,649	E24138	\$4,845	\$4,845	\$4,845	\$4,845	
Tract 6232-2 Inst Mains & Serv	00012209	07/06/2005	-\$281,085	-\$7,027	-\$84,326	-\$196,759	E24138	\$7,027	\$7,027	\$7,027	\$7,027	
Tract 6232-3 Inst Mains&Serv	00012575	11/28/2005	-\$225,804	-\$5,645	-\$67,741	-\$158,063	E24138	\$5,645	\$5,645	\$5,645	\$5,645	
Tract 6232-4 Inst Mains&Serv	00012576	11/28/2005	-\$187,415	-\$4,685	-\$56,225	-\$131,190	E24138	\$4,685	\$4,685	\$4,685	\$4,685	
Tract 6232-5 Inst Mains&Serv	00012577	05/23/2006	-\$165,085	-\$4,127	-\$45,398	-\$119,687	E24138	\$4,127	\$4,127	\$4,127	\$4,127	
Tract 6243 1&2 Inst Mains&Serv	00012985	05-23-2012	-\$259,541	-\$6,489	-\$12,977	-\$246,564	E24138	\$6,489	\$6,489	\$6,489	\$6,489	
Tract 6291-1&2 Inst Mains&Serv	00012638	09/26/2005	-\$227,487	-\$5,687	-\$68,246	-\$159,241	E24138	\$5,687	\$5,687	\$5,687	\$5,687	
Tract 6297-1 Inst Mains&Serv	00015161	12/21/2006	-\$386,300	-\$9,658	-\$106,233	-\$280,068	E24138	\$9,658	\$9,658	\$9,658	\$9,658	
Tract 6297-2 Inst Mains&Serv	00015163	11/29/2007	-\$196,087	-\$4,902	-\$49,022	-\$147,065	E24138	\$4,902	\$4,902	\$4,902	\$4,902	
Tract 6297-3 Inst Mains&Serv	00015164	06/08/2012	-\$268,497	-\$6,712	-\$33,562	-\$234,935	E24138	\$6,712	\$6,712	\$6,712	\$6,712	
Tract 6297-4 Inst Mains&Serv	00015165	06/11/2012	-\$318,036	-\$7,951	-\$39,755	-\$278,282	E24138	\$7,951	\$7,951	\$7,951	\$7,951	
Tract 6297-5 Inst Mains&Serv	00015166	06/11/2012	-\$228,957	-\$5,724	-\$28,620	-\$200,337	E24138	\$5,724	\$5,724	\$5,724	\$5,724	
Tract 6304 Inst Mains&Serv	00010525	05/19/2010	-\$120,273	-\$3,007	-\$21,048	-\$99,225	E24138	\$3,007	\$3,007	\$3,007	\$3,007	
Tract 6333-1&2 Inst Mains&Serv	00013789	06/14/2011	-\$773,188	-\$19,330	-\$115,978	-\$657,210	E24138	\$19,330	\$19,330	\$19,330	\$19,330	
Tract 6338-1 & 3 Inst Mains	00015441	03/06/2013	-\$477,812	-\$11,945	-\$47,781	-\$430,031	E24138	\$11,945	\$11,945	\$11,945	\$11,945	
Tract 6338-2 Inst Mains&Serv	00017852	04/10/2013	-\$291,558	-\$7,289	-\$29,156	-\$262,402	E24138	\$7,289	\$7,289	\$7,289	\$7,289	
Tract 6343-1&2 Inst Mains&Serv	00015922	07/20/2007	-\$758,678	-\$18,967	-\$189,670	-\$569,009	E24138	\$18,967	\$18,967	\$18,967	\$18,967	
Tract 6347-1 Inst Mains	00014106	01/09/2007	-\$371,959	-\$9,299	-\$92,990	-\$278,969	E24138	\$9,299	\$9,299	\$9,299	\$9,299	
Tract 6353-1 Inst Mains&Serv	00014980	03/24/2008	-\$222,273	-\$5,557	-\$50,011	-\$172,262	E24138	\$5,557	\$5,557	\$5,557	\$5,557	
Tract 6353-2 Inst Mains&Serv	00018854	07/14/2008	-\$223,985	-\$5,600	-\$55,996	-\$167,989	E24138	\$5,600	\$5,600	\$5,600	\$5,600	
Tract 6353-3 Inst Mains&Serv	00015339	06/18/2010	-\$259,618	-\$6,490	-\$45,433	-\$214,185	E24138	\$6,490	\$6,490	\$6,490	\$6,490	
Tract 6361-1&2 Inst Mains&Serv	00015918		\$0	\$0	\$1,019,975	-\$1,019,975	E24138	\$0	\$0	\$0	\$0	
Tract 6361-3 Inst Mains&Serv	00015921		\$0	\$0	\$93,150	-\$93,150	E24138	\$0	\$0	\$0	\$0	
Tract 6362-1 Inst Mains&Serv	00013870		\$0	\$0	\$166,256	-\$166,256	E24138	\$0	\$0	\$0	\$0	
Tract 6362-2 2	00096746	04/20/2015	-\$700,308	-\$17,508	-\$700,308	\$0	3436_8PP_I	\$0	\$0	\$0	\$0	
Tract 6362-2 2	00096746	04/20/2015	-\$700,308	-\$17,508	-\$35,015	-\$665,293	E24138	\$17,508	\$17,508	\$17,508	\$17,508	
Tract 6364 Phase 6	00096684	02/05/2016	-\$231,130	-\$5,778	\$0	-\$231,130	E24138	\$5,778	\$5,778	\$5,778	\$5,778	
Tract 6364-1 Inst Mains&Serv	00015501	04-09-2013	-\$212,272	-\$5,307	-\$97,272	-\$115,000	3436_8PP_I	\$5,307	\$5,307	\$5,307	\$5,307	
Tract 6364-1 Inst Mains&Serv	00015501	04-09-2013	-\$212,272	-\$5,307	-\$116,797	-\$95,475	E24138	\$5,307	\$5,307	\$5,307	\$5,307	
Tract 6364-2 Inst Mains&Serv	00015502	02/21/2007	-\$538,050	-\$13,451	-\$134,513	-\$403,538	E24138	\$13,451	\$13,451	\$13,451	\$13,451	
Tract 6364-3 Inst Mains&Serv	00015503	06/01/2007	-\$765,928	-\$19,148	-\$191,482	-\$574,446	E24138	\$19,148	\$19,148	\$19,148	\$19,148	
Tract 6364-4 Inst Mains&Serv	00015504		\$0	\$0	\$165,000	-\$165,000	E24138	\$0	\$0	\$0	\$0	

Details of Advances for Construction

WP10B2A

101 - Bakersfield (BAK)

Tract number or name	Refunds and Transfers						Estimated Years					
	Project ID	Date of Contract	Original Cost	2017 Refunds	Accumulated	Unrefunded	2018	2019	2020	2021		
					Refunds	Balance					Account	
					12/31/2017	Number						
Tract 6364-5 Inst Mains&Serv	00015505	04/05/2011	-\$240,962	-\$6,024	-\$36,144	-\$204,818	E24138	\$6,024	\$6,024	\$6,024	\$6,024	
Tract 6367-1 Inst Mains&Serv	00013772	10/12/2006	-\$270,681	-\$6,767	-\$74,437	-\$196,244	E24138	\$6,767	\$6,767	\$6,767	\$6,767	
Tract 6367-2 Inst Mains&Serv	00014056	10/12/2006	-\$223,314	-\$5,583	-\$61,411	-\$161,903	E24138	\$5,583	\$5,583	\$5,583	\$5,583	
Tract 6367-3 Inst Mains&Serv	00014057	02/05/2007	-\$229,365	-\$5,734	-\$57,341	-\$172,024	E24138	\$5,734	\$5,734	\$5,734	\$5,734	
Tract 6367-4 Inst Mains&Serv	00014058	12/21/2006	-\$347,675	-\$8,692	-\$95,611	-\$252,064	E24138	\$8,692	\$8,692	\$8,692	\$8,692	
Tract 6369 Phase 1&2	00100652		\$0	\$0	\$415,000	-\$415,000	3436_8PP_I	\$0	\$0	\$0	\$0	
Tract 6400-2 Inst Mains&Serv	00014684	10/12/2006	-\$163,747	-\$4,094	-\$24,562	-\$139,185	E24138	\$4,094	\$4,094	\$4,094	\$4,094	
Tract 6400-3 Inst Mains&Serv	00016630		\$0	\$0	\$146,285	-\$146,285	E24138	\$0	\$0	\$0	\$0	
Tract 6406-1,2&3 Inst Mains	00014312	05/22/2006	-\$588,976	-\$14,724	-\$132,520	-\$456,456	E24138	\$14,724	\$14,724	\$14,724	\$14,724	
Tract 6406-4,5,7&8 Inst. Mains	00015134	06/14/2007	-\$7,163,264	-\$17,832	-\$6,628,316	-\$534,948	E24138	\$17,832	\$17,832	\$17,832	\$17,832	
Tract 6406-6 Inst Mains&Serv	00015135	06-12-2007	-\$312,526	-\$7,813	-\$78,132	-\$234,395	E24138	\$7,813	\$7,813	\$7,813	\$7,813	
Tract 6413-1 Inst Mains&Serv	00014184	07/14/2006	-\$85,780	-\$2,145	-\$23,590	-\$62,191	E24138	\$2,145	\$2,145	\$2,145	\$2,145	
Tract 6419 Phase 1 #2	00096811	12/18/2014	-\$639,133	-\$15,978	-\$47,935	-\$591,198	E24138	\$15,978	\$15,978	\$15,978	\$15,978	
Tract 6419 Phase 2	00102876	07/20/2016	-\$512,052	-\$12,801	-\$512,052	\$0	3436_8PP_I	\$0	\$0	\$0	\$0	
Tract 6419 Phase 2	00102876	07/20/2016	-\$512,052	-\$12,801	\$0	-\$512,052	E24138	\$12,801	\$12,801	\$12,801	\$12,801	
Tract 6419 Phase 3	00100149	05/03/2016	-\$497,969	-\$12,449	-\$497,969	\$0	3436_8PP_I	\$0	\$0	\$0	\$0	
Tract 6419 Phase 3	00100149	05/03/2016	-\$497,969	-\$12,449	-\$12,449	-\$485,520	E24138	\$12,449	\$12,449	\$12,449	\$12,449	
Tract 6419 Phase 4	00101006		\$0	\$0	\$0	\$0	3436_8PP_I	\$0	\$0	\$0	\$0	
Tract 6419 Phase 4	00101006		\$0	\$0	\$125,000	-\$125,000	E24138	\$0	\$0	\$0	\$0	
Tract 6421-1 Inst Mains&Serv	00015693	03/02/2009	-\$369,286	-\$9,232	-\$73,857	-\$295,429	E24138	\$9,232	\$9,232	\$9,232	\$9,232	
Tract 6426-1 Inst Mains&Serv	00015410		\$0	\$0	\$108,000	-\$108,000	E24138	\$0	\$0	\$0	\$0	
Tract 6444 Phase 10	00102113		\$0	\$0	-\$6,373	\$6,373		\$0	\$0	\$0	\$0	
Tract 6444 Phase 10	00102113		\$0	\$0	\$25,111	-\$25,111	3436_6PP_I	\$0	\$0	\$0	\$0	
Tract 6444 Phase 10	00102113		\$0	\$0	-\$13,261	\$13,261	3436_8PP_I	\$0	\$0	\$0	\$0	
Tract 6444 Phase 10	00102113		\$0	\$0	-\$5,477	\$5,477	3450_1_I_S	\$0	\$0	\$0	\$0	
Tract 6444 Phase 10	00102113		\$0	\$0	\$32,500	-\$32,500	E24138	\$0	\$0	\$0	\$0	
Tract 6444 Phase 11	00103748	09/16/2016	-\$85,539	-\$3,138	-\$43,039	-\$42,500		\$3,138	\$3,138	\$3,138	\$3,138	
Tract 6444 Phase 11	00103748	09/16/2016	-\$85,539	-\$3,138	-\$44,638	-\$40,901	E24138	\$3,138	\$3,138	\$3,138	\$3,138	
Tract 6444 Phase 12	00104339	09/19/2016	-\$78,599	-\$1,965	-\$38,599	-\$40,000		\$1,965	\$1,965	\$1,965	\$1,965	
Tract 6444 Phase 12	00104339	09/19/2016	-\$78,599	-\$1,965	-\$41,965	-\$36,634	E24138	\$1,965	\$1,965	\$1,965	\$1,965	
Tract 6444 Phase 13	00103747		\$0	\$0	\$44,183	-\$44,183	3436_8PP_I	\$0	\$0	\$0	\$0	
Tract 6444 Phase 6	00101001	03/10/2016	-\$53,463	-\$1,337	-\$56,921	\$3,458	3436_6PP_I	\$0	\$0	\$0	\$0	
Tract 6444 Phase 6	00101001	03/10/2016	-\$53,463	-\$1,337	-\$44,471	-\$8,992	3436_8PP_I	\$1,337	\$1,337	\$1,337	\$1,337	
Tract 6444 Phase 6	00101001	03/10/2016	-\$53,463	-\$1,337	-\$56,710	\$3,247	3450_1_I_S	\$0	\$0	\$0	\$0	
Tract 6444 Phase 6	00101001	03/10/2016	-\$53,463	-\$1,337	-\$55,751	\$2,288	3480_A_I_S	\$0	\$0	\$0	\$0	
Tract 6444 Phase 6	00101001	03/10/2016	-\$53,463	-\$1,337	-\$1,337	-\$52,126	E24138	\$1,337	\$1,337	\$1,337	\$1,337	
Tract 6444 Phase 7	00101003	03/17/2016	-\$225,586	-\$5,640	-\$225,586	\$0	3436_8PP_I	\$0	\$0	\$0	\$0	
Tract 6444 Phase 7	00101003	03/17/2016	-\$225,586	-\$5,640	-\$5,640	-\$219,946	E24138	\$5,640	\$5,640	\$5,640	\$5,640	
Tract 6444 Phase 8	00102110	08/16/2016	-\$88,317	-\$2,208	-\$88,317	\$0	3436_6PP_I	\$0	\$0	\$0	\$0	
Tract 6444 Phase 8	00102110	08/16/2016	-\$88,317	-\$2,208	-\$2,208	-\$86,109	E24138	\$2,208	\$2,208	\$2,208	\$2,208	

Details of Advances for Construction

WP10B2A

101 - Bakersfield (BAK)

Tract number or name	Refunds and Transfers						Estimated Years				
	Project ID	Date of Contract	Original Cost	2017 Refunds	Accumulated	Unrefunded	2018	2019	2020	2021	
					Refunds	Balance 12/31/2017					Account Number
Tract 6444 Phase 9	00102112	05/03/2016	-\$65,782	-\$1,645	-\$65,782	\$0	3436_6PP_I	\$0	\$0	\$0	\$0
Tract 6444 Phase 9	00102112	05/03/2016	-\$65,782	-\$1,645	\$0	-\$65,782	E24138	\$1,645	\$1,645	\$1,645	\$1,645
Tract 6444-1 Inst Mains&Serv	00014847	06/14/2007	-\$493,995	-\$12,350	-\$123,499	-\$370,496	E24138	\$12,350	\$12,350	\$12,350	\$12,350
Tract 6444-2 Inst Mains&Serv	00015180		\$0	\$0	\$270,000	-\$270,000	E24138	\$0	\$0	\$0	\$0
Tract 6444-3 b Inst Mains&Serv	00093970	12/23/2013	-\$286,511	-\$7,163	-\$28,651	-\$257,860	E24138	\$7,163	\$7,163	\$7,163	\$7,163
Tract 6444-3 Inst Mains&Serv	00017947		\$0	\$0	\$0	\$0	E24138	\$0	\$0	\$0	\$0
Tract 6446-1&2 Inst Mains&Serv	00015217	09-11-2006	-\$689,410	-\$17,235	-\$189,588	-\$499,822	E24138	\$17,235	\$17,235	\$17,235	\$17,235
Tract 6452 Phase 3 #2 Mins and Serv	00102880	10/27/2015	-\$429,636	-\$10,741	-\$429,636	\$0	3436_8PP_I	\$0	\$0	\$0	\$0
Tract 6452 Phase 3 #2 Mins and Serv	00102880	10/27/2015	-\$429,636	-\$10,741	-\$21,482	-\$408,154	E24138	\$10,741	\$10,741	\$10,741	\$10,741
Tract 6452-1 Inst Mains&Serv	00014570	01/27/2006	-\$336,714	-\$8,418	-\$1,550	-\$335,164	E24138	\$8,418	\$8,418	\$8,418	\$8,418
Tract 6452-2 Inst Mains&Serv	00014571		\$0	\$0	\$45,150	-\$45,150	E24138	\$0	\$0	\$0	\$0
Tract 6452-3 Inst Mains& Serv	00014572		\$0	\$0	\$0	\$0	E24138	\$0	\$0	\$0	\$0
Tract 6454 Inst Mains&Serv	00014608		\$0	\$0	\$76,950	-\$76,950	E24138	\$0	\$0	\$0	\$0
Tract 6480 Inst Mains&Serv	00015225	04/17/2007	-\$785,876	-\$19,647	-\$196,469	-\$589,407	E24138	\$19,647	\$19,647	\$19,647	\$19,647
Tract 6485 Inst Mains&Serv	00015442		\$0	\$0	\$0	\$0	E24138	\$0	\$0	\$0	\$0
Tract 6498-1 Inst Mains&Serv	00014886		\$0	\$0	\$436,833	-\$436,833	E24138	\$0	\$0	\$0	\$0
Tract 6535 Inst Mains & Serv	00018632	08/04/2008	-\$265,954	-\$6,649	-\$33,244	-\$232,710	E24138	\$6,649	\$6,649	\$6,649	\$6,649
Tract 6639 Inst Mains&Serv	00016291	06/07/2011	-\$343,832	-\$8,596	-\$51,575	-\$292,257	E24138	\$8,596	\$8,596	\$8,596	\$8,596
Tract 6653 Inst Mains&Serv	00018348	04/25/2008	-\$97,896	-\$2,447	-\$22,027	-\$75,869	E24138	\$2,447	\$2,447	\$2,447	\$2,447
Tract 6802 Phase 1	00095438	03/10/2016	-\$282,376	-\$7,059	-\$282,376	\$0	3436_8PP_I	\$0	\$0	\$0	\$0
Tract 6802 Phase 1	00095438	03/10/2016	-\$282,376	-\$7,059	-\$7,059	-\$275,317	E24138	\$7,059	\$7,059	\$7,059	\$7,059
Tract 6850-1 Inst Mains&Serv	00019595	05-18-2010	-\$706,399	-\$17,660	-\$123,621	-\$582,778	E24138	\$17,660	\$17,660	\$17,660	\$17,660
Tract 6865 Phase 1	00104340	01/03/2017	-\$600,084	-\$15,002	-\$600,084	\$0	3436_8PP_I	\$0	\$0	\$0	\$0
Tract 6865 Phase 1	00104340	01/03/2017	-\$600,084	-\$15,002	\$0	-\$600,084	E24138	\$15,002	\$15,002	\$15,002	\$15,002
Tract 7229 2	00096682	02-27-2015	-\$496,015	-\$12,400	\$0	-\$496,015	E24138	\$12,400	\$12,400	\$12,400	\$12,400
Tract 7231 Phase 1 Mains/Services	00095422		\$0	\$0	\$197,103	-\$197,103	E24138	\$0	\$0	\$0	\$0
Tract 7231 Phase 2	00095429	12/18/2014	-\$246,549	-\$6,164	-\$12,327	-\$234,222	E24138	\$6,164	\$6,164	\$6,164	\$6,164
Tract 7236	00100148		\$0	\$0	\$0	\$0	3436_8PP_I	\$0	\$0	\$0	\$0
Tract 7236	00100148		\$0	\$0	\$33,000	-\$33,000	E24138	\$0	\$0	\$0	\$0
UNION AVE NO OF BERNARD ST	BKD9892	03/19/1980	-\$12,833	-\$70	-\$12,833	\$0	E24124	\$0	\$0	\$0	\$0
VALLEY PLAZA CTR	BKD6025	05/13/1986	-\$13,121	-\$328	-\$10,169	-\$2,952	E24133	\$328	\$328	\$328	\$328
VALLEY PLAZA PHASE 2	BKD6205	04/21/1987	-\$30,101	-\$993	-\$20,167	-\$9,933	E24134	\$993	\$993	\$993	\$993
VALLEY VILLAGE SHOPPING CENTER	BKD5059	05/13/1981	-\$35,184	\$0	-\$35,184	\$0	E24129	\$0	\$0	\$0	\$0
VICTOR & NORRIS APT F/S \$17630	BKD7410	04/23/1997	-\$70,893	-\$1,772	-\$35,447	-\$35,446	E24136	\$1,772	\$1,772	\$1,772	\$1,772
VICTOR STREET	BKD5148	01/05/1982	-\$10,975	\$0	-\$10,975	\$0	E24128	\$0	\$0	\$0	\$0
WEST EXT. OF SNOW RD. TO ALLEN	BKD7892	02/07/2000	-\$302,507	-\$7,563	-\$128,565	-\$173,942	E24138	\$7,563	\$7,563	\$7,563	\$7,563
WHITE LANE EAST OF EDITH LANE	BKD5660	09/04/1984	-\$11,697	-\$292	-\$9,065	-\$2,632	E24133	\$292	\$292	\$292	\$292
WIBLE ROAD	BKD5283	06/11/1982	-\$28,275	\$0	-\$28,275	\$0	E24129	\$0	\$0	\$0	\$0
WIBLE ROAD	BKD9832	12/06/1979	-\$9,374	-\$169	-\$9,374	\$0	E24124	\$0	\$0	\$0	\$0
WIBLE SO OF WHITE LANE	BKD9416	12/01/1977	-\$12,520	-\$728	-\$12,520	\$0	E24124	\$0	\$0	\$0	\$0

Details of Advances for Construction

WP10B2A

101 - Bakersfield (BAK)

Tract number or name	Refunds and Transfers					Estimated Years					
	Project ID	Date of Contract	Original Cost	2017 Refunds	Accumulated Refunds	Unrefunded		2018	2019	2020	2021
						Balance 12/31/2017	Account Number				
WORK PRIOR TO AGREE (SUPPL)	BKD6409		\$0	\$0	\$15,128	-\$15,128	E24134	\$0	\$0	\$0	\$0
Wash & E.Calif,Inst Mains&Serv	00013340	02/03/2009	-\$357,809	-\$8,945	-\$71,562	-\$286,247	E24138	\$8,945	\$8,945	\$8,945	\$8,945
Water Mains for Masterson/Pala tract 6410 Phase 1	00012653	05/26/2005	-\$2,314,112	-\$57,853	-\$1,173,353	-\$1,140,759	E24138	\$57,853	\$57,853	\$57,853	\$57,853
tract 6410 Phase 1	00094143	07/31/2015	-\$694,590	-\$17,365	-\$694,590	\$0	3436_8PP_I	\$0	\$0	\$0	\$0
tract 6410 Phase 1	00094143	07/31/2015	-\$694,590	-\$17,365	-\$34,730	-\$659,861	E24138	\$17,365	\$17,365	\$17,365	\$17,365
Sub Total			-\$96,263,493	-\$2,248,518	-\$37,937,698	-\$58,325,795		\$2,077,672	\$2,077,672	\$2,077,672	\$2,077,672
Refunds from Estimated Future Advances											
2017 Recorded Advances	\$1241891							\$31,047	\$31,047	\$31,047	\$31,047
2018 Recorded Advances	\$1429004								\$35,725	\$35,725	\$35,725
2019 Recorded Advances	\$1429004									\$35,725	\$35,725
2020 Recorded Advances	\$1429004										\$35,725
2021 Recorded Advances	\$1429004										
2017 Lot Fees	\$912500							\$22,813	\$22,813	\$22,813	\$22,813
2018 Lot Fees	\$1763271								\$44,082	\$44,082	\$44,082
2019 Lot Fees	\$2791519									\$69,788	\$69,788
2020 Lot Fees	\$2791519										\$69,788
2021 Lot Fees	\$2743488										\$0
101 - TOTALS					REFUNDS TOTAL			\$2,131,532	\$2,211,339	\$2,316,852	\$2,422,365
					TOTAL TRANSFERS			\$0	\$0	\$0	\$0
					TOTAL TRANSFERS			\$0	\$0	\$0	\$0

Source: It is a Powerplan report

*

Reserve for Amortization of Intangibles

Table10B3Amort

101 - Bakersfield (BAK) - Scenario1

	Recorded Year					Calendar Year			
	2013	2014	2015	2016	2017	2018	2019	2020	2021
WEIGHTED AVERAGE BALANCE	\$377,509.1	\$522,622.0	\$602,749.4	\$702,823.0	\$816,280.6	\$934,945.4	\$1,045,886.5	\$1,161,200.6	\$1,314,126.3
<u>DETAILS OF CALCULATION</u>									
BEGINNING OF THE YEAR BALANCE	\$267,031.9	\$487,946.4	\$557,277.7	\$648,162.1	\$757,183.4	\$878,008.6	\$991,882.2	\$1,099,890.8	\$1,222,510.4
PROVISION	\$142,149.5	\$69,351.3	\$90,576.1	\$111,587.8	\$118,543.1	\$113,873.6	\$108,008.6	\$122,619.5	\$183,232.0
WRITE-OFF/ALLOCATION	\$78,805.0	(\$0.0)	\$367.5	(\$2,266.0)	(\$348.8)	\$0.0	\$0.0	\$0.0	\$0.0
NET ADDITIONS	\$220,954.5	\$69,351.3	\$90,943.5	\$109,321.8	\$118,194.3	\$113,873.6	\$108,008.6	\$122,619.5	\$183,232.0
END OF YEAR BALANCE	\$487,986.4	\$557,297.7	\$648,221.2	\$757,483.9	\$875,377.7	\$991,882.2	\$1,099,890.8	\$1,222,510.4	\$1,405,742.3
INTANGIBLES WEIGHTING FACTOR	50%	50%	50%	50%	50%	50%	50%	50%	50%
WEIGHTED ADDITIONS	\$110,477.3	\$34,675.6	\$45,471.8	\$54,660.9	\$59,097.2	\$56,936.8	\$54,004.3	\$61,309.8	\$91,616.0

Working Capital

Table10WorkingCap

101 - Bakersfield (BAK) - Scenario1

	<u>2013</u>	<u>2014</u>	<u>2015</u>	<u>2016</u>	<u>2017</u>	<u>2018</u>	<u>2019</u>	<u>2020</u>	<u>2021</u>
MATERIALS AND SUPPLIES - WEIGHTED AVERAGE	\$553,174.4	\$530,793.0	\$571,542.9	\$538,683.4	\$549,558.5	\$548,750.5	\$548,750.5	\$548,750.5	\$548,750.5
TANK PAINTING						\$2,038,062.7	\$1,974,600.5	\$1,671,118.3	\$1,367,636.0
AVERAGE AMOUNTS AVAILABLE AS A RESULT OF COLLECTING REVENUES IN ADVANCE OF PAYING EXPENSES AND TAXES AND ACCRUING DEPRECIATION	\$2,597,367.0	\$3,105,770.1	\$1,669,229.7	\$3,309,348.9	\$2,655,989.5	\$6,793,428.1	\$6,832,365.6	\$7,160,922.7	\$7,348,240.9
AMOUNT WITHHELD FROM EMPLOYEES	(\$26,309.8)	(\$27,290.5)	(\$29,227.8)	(\$32,698.7)	(\$36,027.1)	(\$36,027.1)	(\$36,027.1)	(\$36,027.1)	(\$36,027.1)
Total Working Capital	\$3,124,231.5	\$3,609,272.7	\$2,211,544.9	\$3,815,333.6	\$3,169,520.9	\$9,344,214.2	\$9,319,689.4	\$9,344,764.3	\$9,228,600.3

Materials and Supplies

WP10D1

101 - Bakersfield (BAK) - Scenario1

	Recorded Years						Calendar Year			
	2012	2013	2014	2015	2016	2017	2018	2019	2020	2021
MATERIALS AND SUPPLIES	\$ 570,564.1	\$ 553,174.4	\$ 530,793.0	\$ 571,542.9	\$ 538,683.4	\$ 549,558.5	\$ 548,750.5	\$ 548,750.5	\$ 548,750.5	\$ 548,750.5

Estimating Method:
Straight Average (5-yr average)

Tank Painting

WP10D2

101 - Bakersfield (BAK) - Scenario1

Calendar Year			
2018	2019	2,020	2021
\$ 2,038,063	\$ 1,974,600	\$ 1,671,118	\$ 1,367,636

Tank Painting

Projects	Description	(in Dollars)	Year in service	EOY 2017 Balance	Amort Period	Annual Amort	Amort Start Year
27051	Sta. Tank Painting	-	2015	0	10	-	2016
51808	Sta. Tank Painting	-	2015	0	10	-	2016
61734	Sta. Tank Painting	-	2015	0	10	-	2016
97917	Sta. 176 T2 Tank Painting	218,200	2019	218,200	10	21,820	2020
94847	Work order 94847/ BK Tank 153	31,160	2014	21,292	10	3,116	2014
94948	Work order 94948/ BK Tank 194	223,580	2014	152,780	10	22,358	2014
94961	Work order 94961/BK tank 045-T2	242,896	2015	192,292	10	24,290	2015
94962	Work order 94962/ BK Tank 176	678,748	2014	463,811	10	67,875	2014
94964	Work order 94964/ BK Tank 196	116,641	2014	79,705	10	11,664	2014
94965	Work order 94965/BK tank 155 T1	178,318	2015	141,522	10	17,832	2015
97681	Work order 97681/BK tank 073-T5	122,374	2016	108,097	10	12,237	2016
97867	Work order 97867/BK tank 188-T1	121,724	2016	107,948	10	12,172	2016
97912	Work order 97912/BK tank 045-T1	121,750	2017	120,736	10	12,175	2017
97913	Work order 97913/BK tank 096	526,185	2017	521,830	10	52,269	2017
97914	Work order 97914/BK tank 096	57,291	2017	56,814	10	5,724	2017
98208	Work order 97914/BK tank 096	186,021	2016	164,100	10	18,577	2016
105637	Work order 105637/BK tank 188-T2	172,107	2016	152,028	10	17,211	2016
107037	Work order 107037/BK tank 045-T5	41,628	2016	36,771	10	4,163	2016

Expense				Unamortized Portion			
2018	2019	2020	2021	2018	2019	2020	2021
\$0.0	\$0.0	\$0.0	\$0.0	\$0.00	\$0.0	\$0.0	\$0.0
\$0.0	\$0.0	\$0.0	\$0.0	\$0.00	\$0.0	\$0.0	\$0.0
\$0.0	\$0.0	\$0.0	\$0.0	\$0.00	\$0.0	\$0.0	\$0.0
\$0.0	\$0.0	\$21,820.0	\$21,820.0	\$0.00	\$218,200.0	\$196,380.0	\$174,560.0
\$3,116.0	\$3,116.0	\$3,116.0	\$3,116.0	\$18,176.41	\$15,060.4	\$11,944.4	\$8,828.5
\$22,358.0	\$22,358.0	\$22,358.0	\$22,358.0	\$130,421.77	\$108,063.7	\$85,705.7	\$63,347.7
\$24,289.6	\$24,289.6	\$24,289.6	\$24,289.6	\$168,002.77	\$143,713.2	\$119,423.7	\$95,134.1
\$67,874.8	\$67,874.8	\$67,874.8	\$67,874.8	\$395,936.46	\$328,061.6	\$260,186.8	\$192,311.9
\$11,664.1	\$11,664.1	\$11,664.1	\$11,664.1	\$68,040.72	\$56,376.6	\$44,712.5	\$33,048.4
\$17,831.8	\$17,831.8	\$17,831.8	\$17,831.8	\$123,690.13	\$105,858.4	\$88,026.6	\$70,194.9
\$12,237.4	\$12,237.4	\$12,237.4	\$12,237.4	\$95,859.57	\$83,622.2	\$71,384.8	\$59,147.4
\$12,172.3	\$12,172.3	\$12,172.3	\$12,172.3	\$95,775.44	\$83,603.2	\$71,430.9	\$59,258.7
\$12,175.0	\$12,175.0	\$12,175.0	\$12,175.0	\$108,560.51	\$96,385.5	\$84,210.5	\$72,035.5
\$52,268.5	\$52,268.5	\$52,268.5	\$52,268.5	\$469,561.24	\$417,292.7	\$365,024.2	\$312,755.7
\$5,723.9	\$5,723.9	\$5,723.9	\$5,723.9	\$51,089.83	\$45,365.9	\$39,642.0	\$33,918.1
\$18,577.4	\$18,577.4	\$18,577.4	\$18,577.4	\$145,522.23	\$126,944.9	\$108,367.5	\$89,790.1
\$17,210.7	\$17,210.7	\$17,210.7	\$17,210.7	\$134,817.10	\$117,606.4	\$100,395.7	\$83,185.0
\$4,162.8	\$4,162.8	\$4,162.8	\$4,162.8	\$32,608.54	\$28,445.7	\$24,283.0	\$20,120.2
\$281,662.2	\$281,662.2	\$303,482.2	\$303,482.2	\$2,038,062.7	\$1,974,600.5	\$1,671,118.3	\$1,367,636.0

Working Cash Requirements

WP10D3

101 - Bakersfield (BAK) - District

<u>LL Code</u>	<u>Revenue</u>	<u>Proposed</u>	<u>Total Applicable Expense</u>				<u>Total Dollar Days Lag</u>			
			<u>2018</u>	<u>2019</u>	<u>2020</u>	<u>2021</u>	<u>2018</u>	<u>2019</u>	<u>2020</u>	<u>2021</u>
LL00	Revenue	53.5								
	Expenses									
LL01	Purchased Water	18	\$9,592,552	\$9,831,960	\$10,069,214	\$10,308,035	\$170,126,268	\$174,372,228	\$178,579,986	\$182,815,536
LL02	Ground Water Charges	26	\$2,354,766	\$2,326,666	\$2,284,988	\$2,267,736	\$61,532,215	\$60,797,933	\$59,708,865	\$59,258,040
LL03	Purchased Power	24	\$5,932,018	\$5,897,930	\$5,888,770	\$5,886,044	\$143,760,599	\$142,934,479	\$142,712,488	\$142,646,410
LL04	Purchased Chemicals	18	\$798,438	\$793,095	\$793,304	\$791,017	\$14,515,147	\$14,418,009	\$14,421,820	\$14,380,240
LL05	Payroll	13	\$3,770,937	\$3,907,524	\$4,010,096	\$4,115,361	\$47,136,714	\$48,844,048	\$50,126,204	\$51,442,017
LL06	Rents	(10)	\$9,881	\$9,881	\$9,881	\$9,881	(\$94,050)	(\$94,050)	(\$94,050)	(\$94,050)
LL07	Other Operation and Maintenance	15	\$14,055,016	\$13,176,475	\$13,476,101	\$13,571,531	\$209,484,702	\$196,390,381	\$200,856,183	\$202,278,542
LL08	Taxes - Ad Valorem	40	\$1,963,763	\$2,207,792	\$2,322,108	\$2,432,024	\$78,550,528	\$88,311,671	\$92,884,318	\$97,280,966
LL09	Taxes - Business License	17	\$0	\$0	\$0	\$0	\$0	\$0	\$0	\$0
LL10	Taxes - Local Franchise	231	\$997,985	\$992,614	\$991,599	\$1,147,296	\$230,534,479	\$229,293,859	\$229,059,300	\$265,025,262
LL11	Taxes - Social Security	13	\$586,119	\$607,349	\$623,292	\$639,654	\$7,326,494	\$7,591,866	\$7,791,152	\$7,995,670
LL12	Income Taxes - State Current	20	(\$682,056)	(\$860,178)	(\$230,620)	(\$215,607)	(\$13,948,048)	(\$17,590,642)	(\$4,716,185)	(\$4,409,161)
LL13	Income Taxes - State Deferred	0	\$0	\$0	\$0	\$0	\$0	\$0	\$0	\$0
LL14	Income Taxes - Federal Current	37	(\$74,981)	(\$439,701)	\$1,051,786	\$1,102,840	(\$2,802,802)	(\$16,436,034)	\$39,315,743	\$41,224,145
LL15	Income Taxes - Federal Deferred	0	\$901,043	\$972,598	\$1,282,477	\$1,463,234	\$0	\$0	\$0	\$0
LL16	Amortization	0	\$70,448	\$58,628	\$62,336	\$118	\$0	\$0	\$0	\$0
LL17	Depreciaton	0	\$11,382,628	\$12,346,709	\$12,629,206	\$13,636,968	\$0	\$0	\$0	\$0
LL18	CPU Fees	57	\$1,012,632	\$1,007,182	\$1,163,938	\$1,211,237	\$58,014,895	\$57,702,688	\$66,683,433	\$69,393,258
LL19	GO Prorated Expenses	0	\$12,463,470	\$12,234,782	\$12,582,541	\$12,774,195	\$0	\$0	\$0	\$0
LL20	Reserved	0	\$0	\$0	\$0	\$0	\$0	\$0	\$0	\$0
LL21	Reserved	0	\$0	\$0	\$0	\$0	\$0	\$0	\$0	\$0
LL22	Reserved	0	\$0	\$0	\$0	\$0	\$0	\$0	\$0	\$0
LL23	Reserved	0	\$0	\$0	\$0	\$0	\$0	\$0	\$0	\$0
LL24	Reserved	0	\$0	\$0	\$0	\$0	\$0	\$0	\$0	\$0
	TOTAL		\$65,134,660	\$65,071,305	\$69,011,017	\$71,141,564	\$1,004,137,142	\$986,536,436	\$1,077,329,256	\$1,129,236,875
	AVERAGE EXPENSE LAG DAYS		15.4	15.2	15.6	15.9	DAYS			
	AVERAGE AMOUNT AVAILABLE AS A RESULT OF COLLECTING REVENUES IN ADVANCE OF PAYMENT OF EXPENSES EXCESS COLLECTION LAG OVER PAYMENT LAG		38.1	38.3	37.9	37.6	DAYS			
	TOTAL EXPENSES, TAXES, AND DEPRECIATION		\$65,134,660	\$65,071,305	\$69,011,017	\$71,141,564				
	TOTAL DOLLAR DAY AMOUNT		\$2,479,601,252	\$2,493,813,430	\$2,613,736,786	\$2,675,781,814				
	AVERAGE DAILY AMOUNT (TOTAL / 365)		\$6,793,428	\$6,832,366	\$7,160,923	\$7,330,909				

Working Cash Withheld from Employees

WP10D4

101 - Bakersfield (BAK) - Scenario1

	<u>2013</u>	<u>2014</u>	<u>2015</u>	<u>2016</u>	<u>2017</u>	<u>2018</u>	<u>2019</u>	<u>2020</u>	<u>2021</u>
Allocated Total Company Amount	\$26,309.8	\$27,290.5	\$29,227.8	\$32,698.7	\$36,027.1	\$36,027.1	\$36,027.1	\$36,027.1	\$36,027.1

Weighted Average Rate Base

Table10RateBase

101 - Bakersfield (BAK) - Scenario1

	<u>2013</u>	<u>2014</u>	<u>2015</u>	<u>2016</u>	<u>2017</u>	<u>2018</u>	<u>2019</u>	<u>2020</u>	<u>2021</u>	<u>Last Adopted 2017</u>	<u>Last Adopted 2018</u>
UTILITY PLANT	\$304,913,670.0	\$322,211,412.1	\$339,882,575.3	\$362,929,439.1	\$390,559,618.1	\$419,253,367.6	\$448,042,638.0	\$467,392,652.3	\$500,363,076.0	\$372,841,200.0	\$398,332,268.1
DEPRECIATION RESERVE	\$96,647,882.1	\$104,807,369.9	\$113,510,034.2	\$122,841,516.2	\$132,639,143.7	\$143,014,937.7	\$154,108,866.7	\$165,698,556.7	\$178,449,240.3	\$134,601,400.0	\$145,733,000.0
NET UTILITY PLANT	\$208,265,787.8	\$217,404,042.2	\$226,372,541.1	\$240,087,922.9	\$257,920,474.3	\$276,238,429.9	\$293,933,771.3	\$301,694,095.7	\$321,913,835.7	\$238,239,800.0	\$252,599,268.1
DEDUCTIONS FROM RATE BASE											

CONTRIBUTIONS	\$31,402,671.3	\$25,194,610.8	\$24,859,361.7	\$24,426,225.2	\$24,692,252.2	\$24,942,326.7	\$24,860,348.5	\$24,754,199.5	\$24,627,670.0	\$25,326,700.0	\$25,219,100.0
ADVANCES	\$57,683,252.9	\$57,369,935.0	\$57,186,542.8	\$57,960,636.4	\$59,252,914.6	\$56,960,615.2	\$58,480,344.4	\$60,436,772.8	\$62,264,383.9	\$62,076,300.0	\$66,047,400.0
RESERVE FOR AMORTIZATION OF INTANGIBLES	\$377,509.1	\$522,622.0	\$602,749.4	\$702,823.0	\$816,280.6	\$934,945.4	\$1,045,886.5	\$1,161,200.6	\$1,314,126.3	\$755,200.0	\$861,100.0
DEFERRED TAXES	\$27,838,923.3	\$26,523,656.0	\$31,735,405.1	\$35,988,355.2	\$39,350,760.6	\$47,113,747.1	\$47,410,756.7	\$48,100,556.1	\$49,330,169.1	\$25,539,900.0	\$26,182,300.0
UNAMORTIZED ITC	\$321,138.6	\$314,214.3	\$307,299.8	\$300,327.9	\$293,346.3	\$286,364.8	\$279,383.2	\$272,401.6	\$265,420.0	\$266,100.0	\$259,600.0
TOTAL DEDUCTIONS:	\$117,623,495.2	\$109,925,038.2	\$114,691,358.8	\$119,378,367.7	\$124,405,554.4	\$130,237,999.2	\$132,076,719.4	\$134,725,130.6	\$137,801,769.3	\$113,964,200.0	\$118,569,500.0
ADDITIONS TO RATE BASE											

WORKING CAPITAL	\$3,124,231.5	\$3,609,272.7	\$2,211,544.9	\$3,815,333.6	\$3,169,520.9	\$9,344,214.2	\$9,319,689.4	\$9,344,764.3	\$9,228,600.3	\$6,023,700.0	\$6,892,000.0
TAXES ON ADVANCES	\$1,183,040.3	\$1,177,535.3	\$1,157,542.1	\$1,291,902.3	\$1,432,671.8	\$1,572,659.7	\$1,677,076.3	\$1,752,965.7	\$1,820,524.1	\$2,001,700.0	\$2,087,400.0
TAXES ON CONTRIBUTIONS	\$305,200.1	\$302,659.7	\$291,942.0	\$301,136.0	\$322,867.9	\$489,732.4	\$651,421.6	\$805,560.5	\$959,470.0	\$607,600.0	\$651,300.0
TOTAL ADDITIONS:	\$4,612,471.9	\$5,089,467.7	\$3,661,028.9	\$5,408,371.9	\$4,925,060.6	\$11,406,606.3	\$11,648,187.2	\$11,903,290.5	\$12,008,594.4	\$8,633,000.0	\$9,630,700.0
DISTRICT RATE BASE	\$95,254,764.4	\$112,568,471.7	\$115,342,211.2	\$126,117,927.1	\$138,439,980.5	\$157,407,037.0	\$173,505,239.2	\$178,872,255.6	\$196,120,660.8	\$132,908,600.0	\$143,660,468.1
Allocation of Affiliate	\$0.0	\$0.0	\$0.0	\$0.0	\$0.0	\$0.0	\$0.0	\$0.0	\$0.0	\$0.0	\$0.0
Allocation of CSS	\$8,382,018.6	\$6,759,258.3	\$7,156,178.1	\$8,732,873.5	\$10,218,420.5	\$12,552,683.9	\$15,531,601.4	\$15,209,054.6	\$15,462,867.1	\$8,361,300.0	\$8,409,200.0
Allocation of RDOM/RDV	\$0.0	\$0.0	\$0.0	\$0.0	\$0.0	\$0.0	\$0.0	\$0.0	\$0.0	\$0.0	\$0.0
TOTAL RATE BASE	\$103,636,783.0	\$119,327,730.0	\$122,498,389.3	\$134,850,800.6	\$148,658,401.1	\$169,959,721.0	\$189,036,840.6	\$194,081,310.2	\$211,583,527.9	\$141,269,900.0	\$152,069,668.1
% CHANGE IN TOTAL RATE BASE		15.14%	2.66%	10.08%	10.24%	14.33%	11.22%	2.67%	9.02%	7.1%	4.8%
RATE BASE EXCLUDING WORKING CASH	\$100,512,551.5	\$115,718,457.3	\$120,286,844.4	\$131,035,466.9	\$145,488,880.2	\$160,615,506.8	\$179,717,151.1	\$184,736,545.9	\$202,354,927.5	\$135,246,200.0	\$141,200,700.0
District Rate Base Per Customer (in \$)	1,391.5	1,632.1	1,658.7	1,801.8	1,967.1	2,224.2	2,437.5	2,494.8	2,716.0	\$1,876.7	\$1,954.8
AVERAGE TOTAL RATEBASE PER CUSTOMER (in \$)	1,514.0	1,730.1	1,761.6	1,926.6	2,112.3	2,401.6	2,655.7	2,706.9	2,930.1	\$1,994.8	\$2,072.5
% CHANGE AVERAGE PER CUSTOMER	0	14%	2%	9%	10%	14%	11%	2%	8%	6.2%	3.9%

Rate Base Effect of Taxing Advances

WP10E1

101 - Bakersfield (BAK) - Scenario1

Source: The methodology is based on D87-09-026 on Tax Reform Act of 1986.

	2007	2008	2009	2010	2011	2012	2013	2014	2015	2016	2017	2018	2019	2020	2021
TAXABLE ADVANCES	\$363,964.6	\$582,874.0	\$587,775.6	\$465,362.9	\$263,216.3	\$321,211.6	\$244,128.3	\$308,020.8	\$241,414.0	\$835,983.2	\$835,983.2	\$1,429,004.0	\$1,429,004.0	\$1,429,004.0	\$1,429,004.0
BALANCE FOR RATE BASE												\$1,572,659.7	\$1,677,076.3	\$1,752,965.7	\$1,820,524.1
<u>% OF ADVANCES TO RATE BASE</u>															
2007	25.15%														
2008	25.86%	25.15%													
2009	25.44%	25.86%	25.15%												
2010	24.82%	25.44%	25.86%	25.15%											
2011	24.04%	24.82%	25.44%	25.86%	25.15%										
2012	23.15%	24.04%	24.82%	25.44%	25.86%	25.15%									
2013	22.19%	23.15%	24.04%	24.82%	25.44%	25.86%	25.15%								
2014	21.16%	22.19%	23.15%	24.04%	24.82%	25.44%	25.86%	25.15%							
2015	20.01%	21.16%	22.19%	23.15%	24.04%	24.82%	25.44%	25.86%	25.15%						
2016	18.71%	20.01%	21.16%	22.19%	23.15%	24.04%	24.82%	25.44%	25.86%	25.15%					
2017	17.28%	18.71%	20.01%	21.16%	22.19%	23.15%	24.04%	24.82%	25.44%	25.86%	25.15%				
2018	15.74%	17.28%	18.71%	20.01%	21.16%	22.19%	23.15%	24.04%	24.82%	25.44%	25.86%	15.2%			
2019	14.10%	15.74%	17.28%	18.71%	20.01%	21.16%	22.19%	23.15%	24.04%	24.82%	25.44%	13.8%	15.2%		
2020	12.39%	14.10%	15.74%	17.28%	18.71%	20.01%	21.16%	22.19%	23.15%	24.04%	24.82%	12.3%	13.8%	15.2%	
2021	10.61%	12.39%	14.10%	15.74%	17.28%	18.71%	20.01%	21.16%	22.19%	23.15%	24.04%	12.0%	12.3%	13.8%	15.2%
ANNUAL ADDITION TO RATE BASE															
2007	\$91,525.4														
2008	\$94,114.6	\$146,574.0													
2009	\$92,609.3	\$150,720.7	\$147,806.6												
2010	\$90,332.9	\$148,309.9	\$151,988.1	\$117,023.8											
2011	\$87,491.8	\$144,664.3	\$149,557.1	\$120,334.4	\$66,190.4										
2012	\$84,254.5	\$140,114.4	\$145,880.8	\$118,409.6	\$68,063.0	\$80,774.4									
2013	\$80,751.9	\$134,930.0	\$141,292.6	\$115,499.0	\$66,974.3	\$83,059.5	\$61,390.4								
2014	\$77,002.0	\$129,320.8	\$136,064.7	\$111,866.4	\$65,328.0	\$81,730.9	\$63,127.2	\$77,457.3							
2015	\$72,814.6	\$123,315.5	\$130,408.3	\$107,727.2	\$63,273.4	\$79,721.9	\$62,117.4	\$79,648.6	\$60,707.8						
2016	\$68,080.6	\$116,609.5	\$124,352.5	\$103,248.9	\$60,932.2	\$77,214.6	\$60,590.5	\$78,374.6	\$62,425.3	\$210,222.8					
2017	\$62,878.8	\$109,028.2	\$117,590.1	\$98,454.3	\$58,399.2	\$74,357.5	\$58,684.9	\$76,448.1	\$61,426.8	\$216,170.1	\$210,222.8				
2018	\$57,277.6	\$100,697.8	\$109,945.1	\$93,100.3	\$55,687.2	\$71,266.4	\$56,513.5	\$74,043.7	\$59,916.9	\$212,712.5	\$216,170.1	\$217,208.6			
2019	\$51,336.3	\$91,727.6	\$101,544.6	\$87,047.4	\$52,658.9	\$67,957.0	\$54,164.1	\$71,304.0	\$58,032.4	\$207,483.8	\$212,712.5	\$197,202.6	\$217,208.6		
2020	\$45,106.3	\$82,212.9	\$92,499.0	\$80,396.4	\$49,235.4	\$64,261.4	\$51,648.9	\$68,339.8	\$55,885.1	\$200,958.1	\$207,483.8	\$175,767.5	\$197,202.6	\$217,208.6	
2021	\$38,632.2	\$72,235.9	\$82,904.2	\$73,234.7	\$45,473.5	\$60,083.5	\$48,840.2	\$65,166.3	\$53,561.9	\$193,522.5	\$200,958.1	\$171,480.5	\$175,767.5	\$197,202.6	\$217,208.6

Rate Base Effect of Taxing CIAC - Federal

WP10E2

101 - Bakersfield (BAK) - Scenario1

Source: The methodology is based on D87-09-026 on Tax Reform Act of 1986.

	2007	2008	2009	2010	2011	2012	2013	2014	2015	2016	2017	2018	2019	2020	2021
TAXABLE CONTRIBUTIONS	\$17,654.1	(\$19,062.2)	\$62,557.9	\$45,725.8	\$59,181.7	\$136,113.9	\$20,087.1	\$95,125.2	\$69,449.9	\$202,802.6	\$202,802.6	\$1,116,374.2	\$1,116,374.2	\$1,116,374.2	\$1,116,374.2
BALANCE FOR RATE BASE												\$352,788.6	\$521,170.8	\$683,412.2	\$846,662.2
% OF CONTRIBUTIONS TO RATE BASE															
2007	17.51%														
2008	18.47%	17.51%													
2009	18.48%	18.47%	17.51%												
2010	18.26%	18.48%	18.47%	17.51%											
2011	17.88%	18.26%	18.48%	18.47%	17.51%										
2012	17.38%	17.88%	18.26%	18.48%	18.47%	17.51%									
2013	16.78%	17.38%	17.88%	18.26%	18.48%	18.47%	17.51%								
2014	16.11%	16.78%	17.38%	17.88%	18.26%	18.48%	18.47%	17.51%							
2015	15.31%	16.11%	16.78%	17.38%	17.88%	18.26%	18.48%	18.47%	17.51%						
2016	14.38%	15.31%	16.11%	16.78%	17.38%	17.88%	18.26%	18.48%	18.47%	17.51%					
2017	13.33%	14.38%	15.31%	16.11%	16.78%	17.38%	17.88%	18.26%	18.48%	18.47%	17.51%				
2018	12.19%	13.33%	14.38%	15.31%	16.11%	16.78%	17.38%	17.88%	18.26%	18.48%	18.47%	16.00%			
2019	10.95%	12.19%	13.33%	14.38%	15.31%	16.11%	16.78%	17.38%	17.88%	18.26%	18.48%	15.90%	16.00%		
2020	9.65%	10.95%	12.19%	13.33%	14.38%	15.31%	16.11%	16.78%	17.38%	17.88%	18.26%	15.40%	15.90%	16.00%	
2021	8.28%	9.65%	10.95%	12.19%	13.33%	14.38%	15.31%	16.11%	16.78%	17.38%	17.88%	15.50%	15.40%	15.90%	16.00%
ANNUAL ADDITION TO RATE BASE:															
2007	\$3,091.4														
2008	\$3,260.2	-\$3,337.9													
2009	\$3,262.0	-\$3,520.3	\$10,954.4												
2010	\$3,224.4	-\$3,522.2	\$11,552.8	\$8,006.9											
2011	\$3,157.1	-\$3,481.6	\$11,558.9	\$8,444.3	\$10,363.2										
2012	\$3,067.7	-\$3,408.9	\$11,425.7	\$8,448.8	\$10,929.3	\$23,834.6									
2013	\$2,962.5	-\$3,312.4	\$11,187.2	\$8,351.5	\$10,935.1	\$25,136.6	\$3,517.4								
2014	\$2,843.2	-\$3,198.8	\$10,870.6	\$8,177.1	\$10,809.1	\$25,150.0	\$3,709.5	\$16,657.2							
2015	\$2,703.2	-\$3,070.0	\$10,497.8	\$7,945.7	\$10,583.4	\$24,860.2	\$3,711.5	\$17,576.1	\$12,161.2						
2016	\$2,539.0	-\$2,918.9	\$10,075.0	\$7,673.2	\$10,283.9	\$24,341.2	\$3,668.8	\$17,576.4	\$12,825.5	\$35,512.3					
2017	\$2,354.1	-\$2,741.6	\$9,579.0	\$7,364.2	\$9,931.3	\$23,652.3	\$3,592.2	\$17,373.9	\$12,832.3	\$37,452.2	\$35,512.3				
2018	\$2,151.4	-\$2,541.9	\$8,997.1	\$7,001.6	\$9,531.3	\$22,841.2	\$3,490.5	\$17,011.2	\$12,684.5	\$37,472.1	\$37,452.2	\$178,619.9			
2019	\$1,933.7	-\$2,323.0	\$8,341.8	\$6,576.3	\$9,062.0	\$21,921.3	\$3,370.8	\$16,529.8	\$12,419.7	\$37,040.3	\$37,472.1	\$177,503.5	\$178,619.9		
2020	\$1,703.2	-\$2,087.9	\$7,623.7	\$6,097.3	\$8,511.6	\$20,842.1	\$3,235.1	\$15,962.9	\$12,068.2	\$36,267.1	\$37,040.3	\$171,921.6	\$177,503.5	\$178,619.9	
2021	\$1,461.8	-\$1,839.0	\$6,852.1	\$5,572.4	\$7,891.6	\$19,576.0	\$3,075.8	\$15,320.0	\$11,654.4	\$35,240.7	\$36,267.1	\$173,038.0	\$171,921.6	\$177,503.5	\$178,619.9

Rate Base Effect of Taxing CIAC - State

WP10E3

101 - Bakersfield (BAK) - Scenario1

Source: The methodology is based on D87-09-026 on Tax Reform Act of 1986.

	2007	2008	2009	2010	2011	2012	2013	2014	2015	2016	2017	2018	2019	2020	2021
TAXABLE CONTRIBUTIONS	\$327,968.6	(\$52,225.5)	\$834,474.4	\$54,194.0	\$238,000.5	\$243,184.5	\$176,669.0	\$831,896.7	\$401,167.4	(\$82,312.1)	(\$82,312.1)	\$0.0	\$0.0	\$0.0	\$0.0
BALANCE FOR RATE BASE												\$136,943.9	\$130,250.8	\$122,148.3	\$112,807.8
<u>% OF CONTRIBUTIONS TO RATE BASE</u>															
2007	3.17%														
2008	3.72%	3.17%													
2009	3.96%	3.72%	3.17%												
2010	4.11%	3.96%	3.72%	3.17%											
2011	4.17%	4.11%	3.96%	3.72%	3.17%										
2012	4.17%	4.17%	4.11%	3.96%	3.72%	3.17%									
2013	4.13%	4.17%	4.17%	4.11%	3.96%	3.72%	3.17%								
2014	4.04%	4.13%	4.17%	4.17%	4.11%	3.96%	3.72%	3.17%							
2015	3.90%	4.04%	4.13%	4.17%	4.17%	4.11%	3.96%	3.72%	3.17%						
2016	3.71%	3.90%	4.04%	4.13%	4.17%	4.17%	4.11%	3.96%	3.72%	3.17%					
2017	3.48%	3.71%	3.90%	4.04%	4.13%	4.17%	4.17%	4.11%	3.96%	3.72%	3.17%				
2018	3.21%	3.48%	3.71%	3.90%	4.04%	4.13%	4.17%	4.17%	4.11%	3.96%	3.72%	3.17%			
2019	2.90%	3.21%	3.48%	3.71%	3.90%	4.04%	4.13%	4.17%	4.17%	4.11%	3.96%	3.72%	3.17%		
2020	2.57%	2.90%	3.21%	3.48%	3.71%	3.90%	4.04%	4.13%	4.17%	4.17%	4.11%	3.96%	3.72%	3.17%	
2021	2.22%	2.57%	2.90%	3.21%	3.48%	3.71%	3.90%	4.04%	4.13%	4.17%	4.17%	4.11%	3.96%	3.72%	3.17%
ANNUAL ADDITION TO RATE BASE:															
2007	\$10,390.3														
2008	\$12,195.4	-\$1,654.5													
2009	\$13,000.7	-\$1,942.0	\$26,436.8												
2010	\$13,472.4	-\$2,070.2	\$31,029.7	\$1,716.9											
2011	\$13,681.9	-\$2,145.3	\$33,078.7	\$2,015.2	\$7,540.0										
2012	\$13,685.3	-\$2,178.7	\$34,278.7	\$2,148.3	\$8,850.0	\$7,704.3									
2013	\$13,529.9	-\$2,179.2	\$34,811.9	\$2,226.2	\$9,434.4	\$9,042.8	\$5,597.0								
2014	\$13,238.4	-\$2,154.5	\$34,820.4	\$2,260.8	\$9,776.6	\$9,639.9	\$6,569.4	\$26,355.1							
2015	\$12,787.7	-\$2,108.1	\$34,425.1	\$2,261.4	\$9,928.7	\$9,989.6	\$7,003.2	\$30,933.9	\$12,709.3						
2016	\$12,167.7	-\$2,036.3	\$33,683.5	\$2,235.7	\$9,931.1	\$10,145.0	\$7,257.3	\$32,976.6	\$14,917.3	-\$2,607.7					
2017	\$11,402.8	-\$1,937.6	\$32,536.7	\$2,187.5	\$9,818.4	\$10,147.4	\$7,370.1	\$34,172.9	\$15,902.4	-\$3,060.8	-\$2,607.7				
2018	\$10,514.3	-\$1,815.8	\$30,959.2	\$2,113.1	\$9,606.9	\$10,032.2	\$7,371.9	\$34,704.4	\$16,479.3	-\$3,262.9	-\$3,060.8	\$0.0			
2019	\$9,520.4	-\$1,674.3	\$29,013.1	\$2,010.6	\$9,279.8	\$9,816.1	\$7,288.2	\$34,712.8	\$16,735.6	-\$3,381.2	-\$3,262.9	\$0.0	\$0.0		
2020	\$8,437.1	-\$1,516.0	\$26,752.2	\$1,884.2	\$8,829.9	\$9,481.9	\$7,131.2	\$34,318.7	\$16,739.7	-\$3,433.8	-\$3,381.2	\$0.0	\$0.0	\$0.0	
2021	\$7,278.3	-\$1,343.5	\$24,223.4	\$1,737.4	\$8,274.8	\$9,022.2	\$6,888.4	\$33,579.4	\$16,549.6	-\$3,434.7	-\$3,433.8	\$0.0	\$0.0	\$0.0	\$0.0

Rate Design

101 - Bakersfield (BAK) - Scenario1

Projected Year: 2020

Summary of Revenues at Present and Proposed Rates

Rate Tariff Classification	Water Sales (CCF)	Revenues at Present Rates (\$)	Revenues at Proposed Rates (\$)	Change in Revenues (\$)	% Change in Revenues
Service Charge Revenues (Non-WRAM)					
Residential		\$13,569,920	\$17,502,140	\$3,932,220	28.98%
Non-Residential		5,685,628	7,340,446	1,654,817	29.11%
Recycled		0	0	0	0.00%
Reserved		0	0	0	0.00%
Reserved		0	0	0	0.00%
Subtotal		<u>19,255,548</u>	<u>24,842,586</u>	<u>5,587,038</u>	<u>29.02%</u>
Quantity Rate Revenues (WRAM)					
Residential	13,764,254	28,232,646	30,740,485	2,507,838	8.88%
Non-Residential	9,332,316	17,787,395	19,367,356	1,579,961	8.88%
Recycled	0	0	0	0	0.00%
Irrigation (1)	0	0	0	0	0.00%
Reserved	0	0	0	0	0.00%
Reserved	0	0	0	0	0.00%
Subtotal	<u>23,096,570</u>	<u>46,020,042</u>	<u>50,107,841</u>	<u>4,087,799</u>	<u>8.88%</u>
Flat Rate Revenues	0	6,313,949	7,245,180	931,232	14.75%
Private Fire Revenues	0	618,018	664,915	46,897	7.59%
Public Fire Revenues	0	0	0	0	0.00%
Total Water Sales and Revenues	23,096,570	72,207,556	82,860,522	10,652,966	14.75%
Other Revenues	0	278,452	278,452	0	0.00%
Total Operating Sales and Revenues	<u>23,096,570</u>	<u>\$72,486,008</u>	<u>\$83,138,974</u>	<u>\$10,652,966</u>	<u>14.70%</u>
(1) Note: Irrigation quantity revenues not subject to WRAM					

Rate Design

101 - Bakersfield (BAK) - Scenario1

Projected Year: 2020

Residential Metered Service		RESM				Open Tariff Excel Grouping					
Meter Sizes	# Services	Current Rates (\$)	Proposed Rates (\$)	Change in Rates (\$)	% Change in Rates	Revenues at Present Rates (\$)	Revenues at Proposed Rates (\$)	Change in Revenues (\$)	Meter Size Equivalents (LWB Factors)	2 X % Incr (Decr) of Present Rates (\$)	LWB Service Charge Rate (\$)
5/8 x 3/4"	45,654	\$15.79	\$20.38	\$4.59	29.07%	\$8,650,432	\$11,165,028	\$2,514,597	1.00	\$20.45	\$20.38
Fire Sprinkler w/ 3/4"	0	0.00	0.00	0.00	0.00%	0	0	0	0.00	0.00	0.00
3/4"	0	23.69	30.57	6.88	29.04%	0	0	0	1.50	30.68	30.57
Fire Sprinkler w/ 1"	2,367	16.90	21.40	4.50	26.63%	479,964	607,765	127,801	1.05	21.89	21.40
1"	9,089	39.48	50.95	11.47	29.05%	4,305,823	5,556,781	1,250,957	2.50	51.13	50.95
1-1/2"	59	78.95	101.90	22.95	29.07%	55,442	71,558	16,116	5.00	102.24	101.90
Fire Sprinkler w/ 2"	0	0.00	0.00	0.00	0.00%	0	0	0	0.00	0.00	0.00
2"	50	126.32	163.04	36.72	29.07%	75,060	96,879	21,819	8.00	163.59	163.04
3"	1	236.85	305.70	68.85	29.07%	3,199	4,128	930	15.00	306.73	305.70
4"	0	394.75	509.50	114.75	29.07%	0	0	0	25.00	511.22	509.50
6"	0	748.12	968.85	220.73	29.50%	0	0	0	50.00	968.85	1,019.00
8"	0	1,110.52	1,438.18	327.66	29.51%	0	0	0	80.00	1,438.18	1,630.40
10"	0	1,815.85	2,343.70	527.85	29.07%	0	0	0	115.00	2,351.62	2,343.70
12"	0	2,605.35	3,362.70	757.35	29.07%	0	0	0	165.00	3,374.06	3,362.70
14"	0	3,552.75	4,585.50	1,032.75	29.07%	0	0	0	225.00	4,600.99	4,585.50
16"	0	0.00	0.00	0.00	0.00%	0	0	0	230.00	0.00	4,687.40
18"	0	0.00	0.00	0.00	0.00%	0	0	0	245.00	0.00	4,993.10
Total	57,218					\$13,569,920	\$17,502,140	\$3,932,220			

Tier Blocks	Current Qty Tiers (CCF)	Proposed Qty Tiers (CCF)	Current Qty (CCF)	Proposed Qty (CCF)	Current Rates (\$)	Proposed Rates (\$)	Change in Rates (\$)	% Change in Rates	Revenues at Present Rates (\$)	Revenues at Proposed Rates (\$)	Change in Revenues (\$)
Tier 1	First 13	First 14	8,067,012	7,249,471	\$1.9471	\$1.7686	(\$0.1785)	-9.17%	\$15,707,279	\$12,821,415	(\$2,885,864)
Tier 2	Next 21	Next 12	4,268,079	3,324,827	2.1111	2.2101	0.0990	4.69%	9,010,342	7,348,200	(1,662,142)
Tier 3	All Over 34	All Over 26	1,429,163	3,189,954	2.4595	3.3138	0.8543	34.73%	3,515,025	10,570,869	7,055,844
Tier 4	Reserved	Reserved	0	0	0.0000	0.0000	0.0000	0.00%	0	0	0
Tier 5	Reserved	Reserved	0	0	0.0000	0.0000	0.0000	0.00%	0	0	0
Total			13,764,254	13,764,252					\$28,232,646	\$30,740,485	\$2,507,838
Grand Total									\$41,802,566	\$48,242,625	\$6,440,059

Rate Design

101 - Bakersfield (BAK) - Scenario1

Projected Year: 2020

Non-Residential Metered Service		NRES				Open Tariff Excel Grouping					
Meter Sizes	# Services	Current Rates (\$)	Proposed Rates (\$)	Change in Rates (\$)	% Change in Rates	Revenues at Present Rates (\$)	Revenues at Proposed Rates (\$)	Change in Revenues (\$)	Meter Size Equivalents (LWB Factors)	2 X % Incr (Decr) of Present Rates (\$)	LWB Service Charge Rate (\$)
5/8 x 3/4"	2,497	\$12.76	\$16.47	\$3.71	29.08%	\$382,276	\$493,424	\$111,148	1.00	\$16.52	\$16.47
3/4"	0	19.14	24.71	5.57	29.10%	0	0	0	1.50	\$24.79	24.71
1"	2,927	31.90	41.18	9.28	29.09%	1,120,485	1,446,444	325,959	2.50	41.31	41.18
1-1/2"	741	63.80	82.35	18.55	29.08%	567,537	732,549	165,013	5.00	82.62	82.35
2"	1,696	102.08	131.76	29.68	29.08%	2,077,813	2,681,942	604,129	8.00	132.20	131.76
3"	293	191.41	247.05	55.64	29.07%	671,918	867,234	195,316	15.00	247.89	247.05
4"	129	319.01	411.75	92.74	29.07%	493,421	636,865	143,443	25.00	413.13	411.75
6"	48	604.86	783.32	178.46	29.50%	350,177	453,495	103,318	50.00	783.32	823.50
8"	2	897.87	1,162.79	264.92	29.51%	22,001	28,492	6,491	80.00	1,162.79	1,317.60
10"	0	1,467.46	1,894.05	426.59	29.07%	0	0	0	115.00	1,900.43	1,894.05
12"	0	2,105.49	2,717.55	612.06	29.07%	0	0	0	165.00	2,726.72	2,717.55
14"	0	2,871.13	3,705.75	834.62	29.07%	0	0	0	225.00	3,718.26	3,705.75
16"	0	0.00	0.00	0.00	0.00%	0	0	0	230.00	0.00	3,788.10
18"	0	0.00	0.00	0.00	0.00%	0	0	0	245.00	0.00	4,035.15
Total	8,333					\$5,685,628	\$7,340,446	\$1,654,817			

Tier Blocks	Current Qty Tiers (CCF)	Proposed Qty Tiers (CCF)	Current Qty (CCF)	Proposed Qty (CCF)	Current Rates (\$)	Proposed Rates (\$)	Change in Rates (\$)	% Change in Rates	Revenues at Present Rates (\$)	Revenues at Proposed Rates (\$)	Change in Revenues (\$)
Tier 1	All Usage	All Usage	9,332,316	9,332,316	\$1.9060	\$2.0753	\$0.1693	8.88%	\$17,787,395	\$19,367,356	\$1,579,961
Tier 2	Reserved	Reserved	0	0	0.0000	0.0000	0.0000	0.00%	0	0	0
Tier 3	Reserved	Reserved	0	0	0.0000	0.0000	0.0000	0.00%	0	0	0
Tier 4	Reserved	Reserved	0	0	0.0000	0.0000	0.0000	0.00%	0	0	0
Tier 5	Reserved	Reserved	0	0	0.0000	0.0000	0.0000	0.00%	0	0	0
Total			9,332,316	9,332,316					\$17,787,395	\$19,367,356	\$1,579,961
Grand Total									\$23,473,023	\$26,707,802	\$3,234,779

Rate Design

101 - Bakersfield (BAK) - Scenario1

Projected Year: 2020

RES Flat / Limited Flat Rate Service		RESF							Open Tariff Excel Grouping	
Premise Area	# Services	Current Rates (\$)	Proposed Rates (\$)	Change in Rates (\$)	% Change in Rates	Revenues at Present Rates (\$)	Revenues at Proposed Rates (\$)	Change in Revenues (\$)		
< 6K Sq Ft	880	\$73.03	\$83.80	\$10.77	14.75%	\$771,417	\$885,181	\$113,764		
> 6K to 10K Sq Ft	4,171	84.08	96.48	12.40	14.75%	4,208,258	4,828,885	620,628		
>10K to 16K Sq Ft	870	104.86	120.33	15.47	14.75%	1,095,185	1,256,758	161,573		
>16K to 25K Sq Ft	102	132.95	152.56	19.61	14.75%	163,154	187,219	24,065		
Add Single RES	123	51.38	58.96	7.58	14.75%	75,934	87,137	11,202		
Reserved	0	0.00	0.00	0.00	0.00%	0	0	0		
Limited RES Flat	0	0.00	0.00	0.00	0.00%	0	0	0		
Reserved	0	0.00	0.00	0.00	0.00%	0	0	0		
Alex Kosloff	0	0.00	0.00	0.00	0.00%	0	0	0		
Reserved	0	0.00	0.00	0.00	0.00%	0	0	0		
Total	6,147					\$6,313,949	\$7,245,180	\$931,232		

Rate Design

101 - Bakersfield (BAK) - Scenario1

Projected Year: 2020

Fire Protection Service							PRF			Open Tariff Excel Grouping	
Size of Connection	# Inches	Current Rates (\$)	Proposed Rates (\$)	Change in Rates (\$)	% Change in Rates	Revenues at Present Rates (\$)	Revenues at Proposed Rates (\$)	Change in Revenues (\$)	Tariff Code		
1"	3	\$8.50	\$9.15	\$0.65	7.65%	\$306	\$329	\$23	PRF1		
1.5"	0	12.75	13.72	0.97	7.61%	0	0	0	PRF1		
2"	17	17.00	18.29	1.29	7.59%	3,468	3,731	263	PRF1		
3"	4	25.50	27.44	1.94	7.61%	1,224	1,317	93	PRF1		
4"	193	34.00	36.58	2.58	7.59%	78,744	84,719	5,975	PRF1		
6"	362	51.00	54.87	3.87	7.59%	221,544	238,355	16,811	PRF1		
8"	322	68.00	73.16	5.16	7.59%	262,752	282,690	19,938	PRF1		
10"	49	85.00	91.45	6.45	7.59%	49,980	53,773	3,793	PRF1		
12"	0	102.00	109.75	7.75	7.60%	0	0	0	PRF1		
14"	0	119.00	128.04	9.04	7.60%	0	0	0	PRF1		
Total	950					\$618,018	\$664,915	\$46,897			

Service Connections	Total # of Inch of Diameter	Current Rates (\$)	Proposed Rates (\$)	Change in Rates (\$)	% Change in Rates	Revenues at Present Rates (\$)	Revenues at Proposed Rates (\$)	Change in Revenues (\$)	Tariff Code
Rate Inch Diameter	6,054	\$0.0000	\$0.0000	\$0.0000	0.00%	\$0	\$0	\$0	PRF2

Residential Private Fire	# Services	Current Rates (\$)	Proposed Rates (\$)	Change in Rates (\$)	% Change in Rates	Revenues at Present Rates (\$)	Revenues at Proposed Rates (\$)	Change in Revenues (\$)	Tariff Code
0	0	\$0.00	\$0.0000	\$0.0000	0.00%	\$0	\$0	\$0	PRF3

Service Private Fire Hydrants	# Services	Current Rates (\$)	Proposed Rates (\$)	Change in Rates (\$)	% Change in Rates	Revenues at Present Rates (\$)	Revenues at Proposed Rates (\$)	Change in Revenues (\$)	Tariff Code
0	0	\$0.00	\$0.00	\$0.00	0.00%	\$0	\$0	\$0	PRF4
0	0	0.00	0.00	0.00	0.00%	0	0	0	PRF5
0	0	0.00	0.00	0.00	0.00%	0	0	0	PRF6
Total	0					\$0	\$0	\$0	

Grand Total						\$618,018	\$664,915	\$46,897	
--------------------	--	--	--	--	--	------------------	------------------	-----------------	--

Rate Design

101 - Bakersfield (BAK) - Scenario1

Projected Year: 2020

Revenue Split									
Rate Tariff Classifications	Present Rates (\$)	Current % Split	Proposed Rates (\$)	Proposed % Split	Revenue Incr (Decr) (\$)	% Change	Service Charge / Quantity Split	Current Rates %	Proposed Rates %
Service Charge Revenues									
Residential	\$13,569,920	18.793%	\$17,518,303	21.142%	\$3,948,384	29.10%	Service Charge	29.5%	33.2%
Non-Residential	5,685,628	7.874%	7,339,952	8.858%	1,654,324	29.10%	Quantity	70.5%	66.8%
Recycled	0	0.000%	0	0.000%	0	0.00%			
Reserved	0	0.000%	0	0.000%	0	0.00%			
Reserved	0	0.000%	0	0.000%	0	0.00%			
Quantity Rate Revenues									
Residential	28,232,646	39.099%	30,703,209	37.054%	2,470,562	8.75%			
Non-Residential	17,787,395	24.634%	19,343,922	23.345%	1,556,527	8.75%			
Recycled	0	0.000%	0	0.000%	0	0.00%			
Irrigation	0	0.000%	0	0.000%	0	0.00%			
Reserved	0	0.000%	0	0.000%	0	0.00%			
Reserved	0	0.000%	0	0.000%	0	0.00%			
Flat Rate	6,313,949	8.744%	7,245,415	8.744%	931,467	14.75%			
Private Fire	618,018	0.856%	709,191	0.856%	91,173	14.75%			
Public Fire	0	0.000%	0	0.000%	0	0.00%			
Total Water Revenues	<u>\$72,207,556</u>	100.000%	<u>\$82,859,993</u>	100.000%	<u>\$10,652,437</u>	14.75%			
Total Water Revenues	<u>\$72,207,556</u>								
Validation from Summary	TRUE		TRUE		TRUE				
Total Revenue Requirement Less Other Revenues			<u>\$82,859,993</u>		<u>\$10,652,437</u>				

Rate Design

101 - Bakersfield (BAK) - Scenario1

Projected Year: 2021

Summary of Revenues at Present and Proposed Rates

Rate Tariff Classification	Water Sales (CCF)	Revenues at Present Rates (\$)	Revenues at Proposed Rates (\$)	Change in Revenues (\$)	% Change in Revenues
Service Charge Revenues (Non-WRAM)					
Residential		\$18,053,707	\$18,789,483	\$735,776	4.08%
Non-Residential		7,358,351	7,677,093	318,742	4.33%
Recycled		0	0	0	0.00%
Reserved		0	0	0	0.00%
Reserved		0	0	0	0.00%
Subtotal		<u>25,412,058</u>	<u>26,466,576</u>	<u>1,054,519</u>	4.15%
Quantity Rate Revenues (WRAM)					
Residential	14,198,024	31,709,251	32,980,317	1,271,066	4.01%
Non-Residential	9,332,316	19,367,356	20,143,989	776,633	4.01%
Recycled	0	0	0	0	0.00%
Irrigation (1)	0	0	0	0	0.00%
Reserved	0	0	0	0	0.00%
Reserved	0	0	0	0	0.00%
Subtotal	<u>23,530,340</u>	<u>51,076,608</u>	<u>53,124,306</u>	<u>2,047,699</u>	4.01%
Flat Rate Revenues	0	5,712,911	5,944,503	231,593	4.05%
Private Fire Revenues	0	664,915	692,752	27,837	4.19%
Public Fire Revenues	0	0	0	0	0.00%
Total Water Sales and Revenues	23,530,340	82,866,491	86,228,137	3,361,646	4.06%
Other Revenues	0	288,796	288,796	0	0.00%
Total Operating Sales and Revenues	<u>23,530,340</u>	<u>\$83,155,287</u>	<u>\$86,516,934</u>	<u>\$3,361,646</u>	4.04%

(1) Note: Irrigation quantity revenues not subject to WRAM

Rate Design

101 - Bakersfield (BAK) - Scenario1

Projected Year: 2021

Residential Metered Service		RESM				Open Tariff Excel Grouping					
Meter Sizes	# Services	Current Rates (\$)	Proposed Rates (\$)	Change in Rates (\$)	% Change in Rates	Revenues at Present Rates (\$)	Revenues at Proposed Rates (\$)	Change in Revenues (\$)	Meter Size Equivalents (LWB Factors)	2 X % Incr (Decr) of Present Rates (\$)	LWB Service Charge Rate (\$)
5/8 x 3/4"	47,092	\$20.38	\$21.21	\$0.83	4.07%	\$11,516,886	\$11,985,925	\$469,039	1.00	\$22.03	\$21.21
Fire Sprinkler w/ 3/4"	0	0.00	0.00	0.00	0.00%	0	0	0	0.00	0.00	0.00
3/4"	0	30.57	31.82	1.25	4.09%	0	0	0	1.50	33.05	31.82
Fire Sprinkler w/ 1"	2,441	21.40	22.27	0.87	4.07%	626,918	652,405	25,487	1.05	23.14	22.27
1"	9,375	50.95	53.03	2.08	4.08%	5,731,899	5,965,899	234,001	2.50	55.08	53.03
1-1/2"	60	101.90	106.05	4.15	4.07%	73,813	76,820	3,006	5.00	110.17	106.05
Fire Sprinkler w/ 2"	0	0.00	0.00	0.00	0.00%	0	0	0	0.00	0.00	0.00
2"	51	163.04	169.68	6.64	4.07%	99,932	104,002	4,070	8.00	176.27	169.68
3"	1	305.70	318.15	12.45	4.07%	4,258	4,432	173	15.00	330.50	318.15
4"	0	509.50	530.25	20.75	4.07%	0	0	0	25.00	550.84	530.25
6"	0	968.85	1,047.46	78.61	8.11%	0	0	0	50.00	1,047.46	1,060.50
8"	0	1,438.18	1,554.87	116.69	8.11%	0	0	0	80.00	1,554.87	1,696.80
10"	0	2,343.70	2,439.15	95.45	4.07%	0	0	0	115.00	2,533.86	2,439.15
12"	0	3,362.70	3,499.65	136.95	4.07%	0	0	0	165.00	3,635.53	3,499.65
14"	0	4,585.50	4,772.25	186.75	4.07%	0	0	0	225.00	4,957.54	4,772.25
16"	0	0.00	0.00	0.00	0.00%	0	0	0	230.00	0.00	4,878.30
18"	0	0.00	0.00	0.00	0.00%	0	0	0	245.00	0.00	5,196.45
Total	59,021					\$18,053,707	\$18,789,483	\$735,776			

Tier Blocks	Current Qty Tiers (CCF)	Proposed Qty Tiers (CCF)	Current Qty (CCF)	Proposed Qty (CCF)	Current Rates (\$)	Proposed Rates (\$)	Change in Rates (\$)	% Change in Rates	Revenues at Present Rates (\$)	Revenues at Proposed Rates (\$)	Change in Revenues (\$)
Tier 1	First 14	First 14	7,477,934	7,477,934	\$1.7686	\$1.8392	\$0.0706	3.99%	\$13,225,474	\$13,753,753	\$528,279
Tier 2	Next 12	Next 12	3,429,607	3,429,607	2.2101	2.2987	0.0886	4.01%	7,579,774	7,883,792	304,018
Tier 3	All Over 26	All Over 26	3,290,483	3,290,483	3.3138	3.4471	0.1333	4.02%	10,904,003	11,342,773	438,770
Tier 4	Reserved	Reserved	0	0	0.0000	0.0000	0.0000	0.00%	0	0	0
Tier 5	Reserved	Reserved	0	0	0.0000	0.0000	0.0000	0.00%	0	0	0
Total			14,198,024	14,198,024					\$31,709,251	\$32,980,317	\$1,271,066
Grand Total									\$49,762,958	\$51,769,800	\$2,006,842

Rate Design

101 - Bakersfield (BAK) - Scenario1

Projected Year: 2021

Non-Residential Metered Service		NRES				Open Tariff Excel Grouping					
Meter Sizes	# Services	Current Rates (\$)	Proposed Rates (\$)	Change in Rates (\$)	% Change in Rates	Revenues at Present Rates (\$)	Revenues at Proposed Rates (\$)	Change in Revenues (\$)	Meter Size Equivalents (LWB Factors)	2 X % Incr (Decr) of Present Rates (\$)	LWB Service Charge Rate (\$)
5/8 x 3/4"	2,497	\$16.47	\$17.14	\$0.67	4.07%	\$493,504	\$513,579	\$20,076	1.00	\$17.81	\$17.14
3/4"	0	24.71	25.71	1.00	4.05%	0	0	0	1.50	\$26.71	25.71
1"	2,928	41.18	42.85	1.67	4.06%	1,447,110	1,505,796	58,686	2.50	\$44.52	42.85
1-1/2"	743	82.35	85.70	3.35	4.07%	733,780	763,630	29,850	5.00	\$89.03	85.70
2"	1,700	131.76	137.12	5.36	4.07%	2,688,402	2,797,766	109,364	8.00	\$142.45	137.12
3"	294	247.05	257.10	10.05	4.07%	871,057	906,491	35,435	15.00	\$267.09	257.10
4"	130	411.75	428.50	16.75	4.07%	640,255	666,301	26,046	25.00	\$445.16	428.50
6"	48	783.32	846.87	63.55	8.11%	455,392	492,338	36,946	50.00	\$846.87	857.00
8"	2	1,162.79	1,257.13	94.34	8.11%	28,851	31,191	2,341	80.00	\$1,257.13	1,371.20
10"	0	1,894.05	1,971.10	77.05	4.07%	0	0	0	115.00	\$2,047.72	1,971.10
12"	0	2,717.55	2,828.10	110.55	4.07%	0	0	0	165.00	\$2,938.04	2,828.10
14"	0	3,705.75	3,856.50	150.75	4.07%	0	0	0	225.00	\$4,006.41	3,856.50
16"	0	0.00	0.00	0.00	0.00%	0	0	0	230.00	\$0.00	3,942.20
18"	0	0.00	0.00	0.00	0.00%	0	0	0	245.00	\$0.00	4,199.30
Total	8,342					\$7,358,351	\$7,677,093	\$318,742			

Tier Blocks	Current Qty Tiers (CCF)	Proposed Qty Tiers (CCF)	Current Qty (CCF)	Proposed Qty (CCF)	Current Rates (\$)	Proposed Rates (\$)	Change in Rates (\$)	% Change in Rates	Revenues at Present Rates (\$)	Revenues at Proposed Rates (\$)	Change in Revenues (\$)
Tier 1	All Usage	All Usage	9,332,316	9,332,316	\$2.0753	\$2.1585	\$0.0832	4.01%	\$19,367,356	\$20,143,989	\$776,633
Tier 2	Reserved	Reserved	0	0	0.0000	0.0000	0.0000	0.00%	0	0	0
Tier 3	Reserved	Reserved	0	0	0.0000	0.0000	0.0000	0.00%	0	0	0
Tier 4	Reserved	Reserved	0	0	0.0000	0.0000	0.0000	0.00%	0	0	0
Tier 5	Reserved	Reserved	0	0	0.0000	0.0000	0.0000	0.00%	0	0	0
Total			9,332,316	9,332,316					\$19,367,356	\$20,143,989	\$776,633
Grand Total									\$26,725,707	\$27,821,082	\$1,095,375

Rate Design

101 - Bakersfield (BAK) - Scenario1

Projected Year: 2021

RES Flat / Limited Flat Rate Service		RESF				Open Tariff Excel Grouping		
Premise Area	# Services	Current Rates (\$)	Proposed Rates (\$)	Change in Rates (\$)	% Change in Rates	Revenues at Present Rates (\$)	Revenues at Proposed Rates (\$)	Change in Revenues (\$)
< 6K Sq Ft	694	\$83.80	\$87.20	\$3.40	4.06%	\$697,976	\$726,295	\$28,319
> 6K to 10K Sq Ft	3,289	96.48	100.39	3.91	4.05%	3,807,633	3,961,944	154,310
>10K to 16K Sq Ft	686	120.33	125.21	4.88	4.06%	990,968	1,031,157	40,189
>16K to 25K Sq Ft	81	152.56	158.75	6.19	4.06%	147,625	153,614	5,990
Add Single RES	97	58.96	61.35	2.39	4.05%	68,709	71,494	2,785
Reserved	0	0.00	0.00	0.00	0.00%	0	0	0
Limited RES Flat	0	0.00	0.00	0.00	0.00%	0	0	0
Reserved	0	0.00	0.00	0.00	0.00%	0	0	0
Alex Kosloff	0	0.00	0.00	0.00	0.00%	0	0	0
Reserved	0	0.00	0.00	0.00	0.00%	0	0	0
Total	4,847					\$5,712,911	\$5,944,503	\$231,593

Rate Design

101 - Bakersfield (BAK) - Scenario1

Projected Year: 2021

Fire Protection Service		PRF				Open Tariff Excel Grouping			
Size of Connection	# Inches	Current Rates (\$)	Proposed Rates (\$)	Change in Rates (\$)	% Change in Rates	Revenues at Present Rates (\$)	Revenues at Proposed Rates (\$)	Change in Revenues (\$)	Tariff Code
1"	3	\$9.15	\$9.53	\$0.38	4.15%	\$329	\$343	\$14	PRF1
1.5"	0	13.72	14.29	0.57	4.15%	0	0	0	PRF1
2"	17	18.29	19.06	0.77	4.21%	3,731	3,888	157	PRF1
3"	4	27.44	28.59	1.15	4.19%	1,317	1,372	55	PRF1
4"	193	36.58	38.11	1.53	4.18%	84,719	88,263	3,543	PRF1
6"	362	54.87	57.17	2.30	4.19%	238,355	248,346	9,991	PRF1
8"	322	73.16	76.22	3.06	4.18%	282,690	294,514	11,824	PRF1
10"	49	91.45	95.28	3.83	4.19%	53,773	56,025	2,252	PRF1
12"	0	109.75	114.34	4.59	4.18%	0	0	0	PRF1
14"	0	128.04	133.40	5.36	4.19%	0	0	0	PRF1
Total	950					\$664,915	\$692,752	\$27,837	

Service Connections	Total # of Inch of Diameter	Current Rates (\$)	Proposed Rates (\$)	Change in Rates (\$)	% Change in Rates	Revenues at Present Rates (\$)	Revenues at Proposed Rates (\$)	Change in Revenues (\$)	Tariff Code
Rate Inch Diameter	6,054	\$0.0000	\$0.0000	\$0.0000	0.00%	\$0	\$0	\$0	PRF2

Residential Private Fire	# Services	Current Rates (\$)	Proposed Rates (\$)	Change in Rates (\$)	% Change in Rates	Revenues at Present Rates (\$)	Revenues at Proposed Rates (\$)	Change in Revenues (\$)	Tariff Code
0	0	\$0.00	\$0.00	\$0.00	0.00%	\$0	\$0	\$0	PRF3

Service Private Fire Hydrants	# Services	Current Rates (\$)	Proposed Rates (\$)	Change in Rates (\$)	% Change in Rates	Revenues at Present Rates (\$)	Revenues at Proposed Rates (\$)	Change in Revenues (\$)	Tariff Code
0	0	\$0.00	\$0.00	\$0.00	0.00%	\$0	\$0	\$0	PRF4
0	0	0.00	0.00	0.00	0.00%	0	0	0	PRF5
0	0	0.00	0.00	0.00	0.00%	0	0	0	PRF6
Total	0					\$0	\$0	\$0	

Grand Total						\$664,915	\$692,752	\$27,837	
--------------------	--	--	--	--	--	------------------	------------------	-----------------	--

Rate Design

101 - Bakersfield (BAK) - Scenario1

Projected Year: 2021

Revenue Split									
Rate Tariff Classifications	Present Rates (\$)	Current % Split	Proposed Rates (\$)	Proposed % Split	Revenue Incr (Decr) (\$)	% Change	Service Charge / Quantity Split	Current Rates %	Proposed Rates %
Service Charge Revenues									
Residential	\$18,053,707	21.786%	\$18,786,096	21.786%	\$732,390	4.06%	Service Charge	33.2%	33.2%
Non-Residential	7,358,351	8.880%	7,656,859	8.880%	298,508	4.06%	Quantity	66.8%	66.8%
Recycled	0	0.000%	0	0.000%	0	0.00%			
Reserved	0	0.000%	0	0.000%	0	0.00%			
Reserved	0	0.000%	0	0.000%	0	0.00%			
Quantity Rate Revenues									
Residential	31,709,251	38.265%	32,995,609	38.265%	1,286,358	4.06%			
Non-Residential	19,367,356	23.372%	20,153,037	23.372%	785,681	4.06%			
Recycled	0	0.000%	0	0.000%	0	0.00%			
Irrigation	0	0.000%	0	0.000%	0	0.00%			
Reserved	0	0.000%	0	0.000%	0	0.00%			
Reserved	0	0.000%	0	0.000%	0	0.00%			
Flat Rate	5,712,911	6.894%	5,944,668	6.894%	231,757	4.06%			
Private Fire	664,915	0.802%	691,889	0.802%	26,974	4.06%			
Public Fire	0	0.000%	0	0.000%	0	0.00%			
Total Water Revenues	<u>\$82,866,491</u>	100.000%	<u>\$86,228,158</u>	100.000%	<u>\$3,361,667</u>	4.06%			
Total Water Revenues	<u>\$82,866,491</u>								
Validation from Summary	TRUE		TRUE		FALSE				
Total Revenue Requirement Less Other Revenues			<u>\$86,228,158</u>		<u>\$3,361,667</u>				

Rate Design

101 - Bakersfield (BAK) - Scenario1

Projected Year: 2022

Summary of Revenues at Present and Proposed Rates

Rate Tariff Classification	Water Sales (CCF)	Revenues at Present Rates (\$)	Revenues at Proposed Rates (\$)	Change in Revenues (\$)	% Change in Revenues
Service Charge Revenues (Non-WRAM)					
Residential		\$19,368,916	\$20,209,154	\$840,238	4.34%
Non-Residential		7,695,818	8,035,616	339,797	4.42%
Recycled		0	0	0	0.00%
Reserved		0	0	0	0.00%
Reserved		0	0	0	0.00%
Subtotal		<u>27,064,734</u>	<u>28,244,769</u>	<u>1,180,035</u>	4.36%
Quantity Rate Revenues (WRAM)					
Residential	14,635,864	33,997,368	35,463,687	1,466,318	4.31%
Non-Residential	9,332,316	20,143,989	21,012,794	868,805	4.31%
Recycled	0	0	0	0	0.00%
Irrigation (1)	0	0	0	0	0.00%
Reserved	0	0	0	0	0.00%
Reserved	0	0	0	0	0.00%
Subtotal	<u>23,968,181</u>	<u>54,141,358</u>	<u>56,476,481</u>	<u>2,335,123</u>	4.31%
Flat Rate Revenues	0	4,350,118	4,538,235	188,117	4.32%
Private Fire Revenues	0	692,752	722,042	29,291	4.23%
Public Fire Revenues	0	0	0	0	0.00%
Total Water Sales and Revenues	23,968,181	86,248,961	89,981,527	3,732,566	4.33%
Other Revenues	0	299,140	299,140	0	0.00%
Total Operating Sales and Revenues	<u>23,968,181</u>	<u>\$86,548,101</u>	<u>\$90,280,667</u>	<u>\$3,732,566</u>	4.31%

(1) Note: Irrigation quantity revenues not subject to WRAM

Rate Design

101 - Bakersfield (BAK) - Scenario1

Projected Year: 2022

Residential Metered Service		RESM							Open Tariff Excel Grouping			
Meter Sizes	# Services	Current Rates (\$)	Proposed Rates (\$)	Change in Rates (\$)	% Change in Rates	Revenues at Present Rates (\$)	Revenues at Proposed Rates (\$)	Change in Revenues (\$)	Meter Size Equivalents (LWB Factors)	2 X % Incr (Decr) of Present Rates (\$)	LWB Service Charge Rate (\$)	
5/8 x 3/4"	48,545	\$21.21	\$22.13	\$0.92	4.34%	\$12,355,549	\$12,891,480	\$535,931	1.00	\$23.05	\$22.13	
Fire Sprinkler w/ 3/4"	0	0.00	0.00	0.00	0.00%	0	0	0	0.00	0.00	0.00	
3/4"	0	31.82	33.20	1.38	4.34%	0	0	0	1.50	34.57	33.20	
Fire Sprinkler w/ 1"	2,517	22.27	23.24	0.97	4.36%	672,524	701,817	29,293	1.05	24.20	23.24	
1"	9,664	53.03	55.33	2.30	4.34%	6,149,877	6,416,607	266,730	2.50	57.62	55.33	
1-1/2"	62	106.05	110.65	4.60	4.34%	79,189	82,623	3,435	5.00	115.23	110.65	
Fire Sprinkler w/ 2"	0	0.00	0.00	0.00	0.00%	0	0	0	0.00	0.00	0.00	
2"	53	169.68	177.04	7.36	4.34%	107,209	111,859	4,650	8.00	184.37	177.04	
3"	1	318.15	331.95	13.80	4.34%	4,569	4,767	198	15.00	345.69	331.95	
4"	0	530.25	553.25	23.00	4.34%	0	0	0	25.00	576.15	553.25	
6"	0	1,047.46	1,106.50	59.04	5.64%	0	0	0	50.00	1,138.13	1,106.50	
8"	0	1,554.87	1,689.46	134.59	8.66%	0	0	0	80.00	1,689.46	1,770.40	
10"	0	2,439.15	2,544.95	105.80	4.34%	0	0	0	115.00	2,650.28	2,544.95	
12"	0	3,499.65	3,651.45	151.80	4.34%	0	0	0	165.00	3,802.58	3,651.45	
14"	0	4,772.25	4,979.25	207.00	4.34%	0	0	0	225.00	5,185.34	4,979.25	
16"	0	0.00	0.00	0.00	0.00%	0	0	0	230.00	0.00	5,089.90	
18"	0	0.00	0.00	0.00	0.00%	0	0	0	245.00	0.00	5,421.85	
Total	60,841					\$19,368,916	\$20,209,154	\$840,238				

Tier Blocks	Current Qty Tiers (CCF)	Proposed Qty Tiers (CCF)	Current Qty (CCF)	Proposed Qty (CCF)	Current Rates (\$)	Proposed Rates (\$)	Change in Rates (\$)	% Change in Rates	Revenues at Present Rates (\$)	Revenues at Proposed Rates (\$)	Change in Revenues (\$)
Tier 1	First 14	First 14	7,708,539	7,708,539	\$1.8392	\$1.9185	\$0.0792	4.31%	\$14,177,893	\$14,788,790	\$610,898
Tier 2	Next 12	Next 12	3,535,370	3,535,370	2.2987	2.3979	0.0991	4.31%	8,126,913	8,477,443	350,530
Tier 3	All Over 26	All Over 26	3,391,956	3,391,956	3.4471	3.5960	0.1488	4.32%	11,692,563	12,197,454	504,891
Tier 4	Reserved	Reserved	0	0	0.0000	0.0000	0.0000	0.00%	0	0	0
Tier 5	Reserved	Reserved	0	0	0.0000	0.0000	0.0000	0.00%	0	0	0
Total			14,635,864	14,635,864					\$33,997,368	\$35,463,687	\$1,466,318
Grand Total									\$53,366,284	\$55,672,840	\$2,306,556

Rate Design

101 - Bakersfield (BAK) - Scenario1

Projected Year: 2022

Non-Residential Metered Service		NRES				Open Tariff Excel Grouping					
Meter Sizes	# Services	Current Rates (\$)	Proposed Rates (\$)	Change in Rates (\$)	% Change in Rates	Revenues at Present Rates (\$)	Revenues at Proposed Rates (\$)	Change in Revenues (\$)	Meter Size Equivalents (LWB Factors)	2 X % Incr (Decr) of Present Rates (\$)	LWB Service Charge Rate (\$)
5/8 x 3/4"	2,497	\$17.14	\$17.88	\$0.74	4.32%	\$513,663	\$535,840	\$22,177	1.00	\$18.62	\$17.88
3/4"	0	25.71	26.82	1.11	4.32%	0	0	0	1.50	\$27.94	26.82
1"	2,930	42.85	44.70	1.85	4.32%	1,506,489	1,571,530	65,041	2.50	\$46.56	44.70
1-1/2"	744	85.70	89.40	3.70	4.32%	764,911	797,935	33,024	5.00	\$93.12	89.40
2"	1,704	137.12	143.04	5.92	4.32%	2,804,489	2,925,569	121,081	8.00	\$148.99	143.04
3"	295	257.10	268.20	11.10	4.32%	910,470	949,779	39,309	15.00	\$279.35	268.20
4"	130	428.50	447.00	18.50	4.32%	669,829	698,748	28,919	25.00	\$465.59	447.00
6"	49	846.87	894.00	47.13	5.57%	494,389	521,903	27,514	50.00	\$920.18	894.00
8"	2	1,257.13	1,365.95	108.82	8.66%	31,579	34,312	2,734	80.00	\$1,365.95	1,430.40
10"	0	1,971.10	2,056.20	85.10	4.32%	0	0	0	115.00	\$2,141.72	2,056.20
12"	0	2,828.10	2,950.20	122.10	4.32%	0	0	0	165.00	\$3,072.90	2,950.20
14"	0	3,856.50	4,023.00	166.50	4.32%	0	0	0	225.00	\$4,190.32	4,023.00
16"	0	0.00	0.00	0.00	0.00%	0	0	0	230.00	\$0.00	4,112.40
18"	0	0.00	0.00	0.00	0.00%	0	0	0	245.00	\$0.00	4,380.60
Total	8,351					\$7,695,818	\$8,035,616	\$339,797			

Tier Blocks	Current Qty Tiers (CCF)	Proposed Qty Tiers (CCF)	Current Qty (CCF)	Proposed Qty (CCF)	Current Rates (\$)	Proposed Rates (\$)	Change in Rates (\$)	% Change in Rates	Revenues at Present Rates (\$)	Revenues at Proposed Rates (\$)	Change in Revenues (\$)
Tier 1	All Usage	All Usage	9,332,316	9,332,316	\$2.1585	\$2.2516	\$0.0931	4.31%	\$20,143,989	\$21,012,794	\$868,805
Tier 2	Reserved	Reserved	0	0	0.0000	0.0000	0.0000	0.00%	0	0	0
Tier 3	Reserved	Reserved	0	0	0.0000	0.0000	0.0000	0.00%	0	0	0
Tier 4	Reserved	Reserved	0	0	0.0000	0.0000	0.0000	0.00%	0	0	0
Tier 5	Reserved	Reserved	0	0	0.0000	0.0000	0.0000	0.00%	0	0	0
Total			9,332,316	9,332,316					\$20,143,989	\$21,012,794	\$868,805
Grand Total									\$27,839,807	\$29,048,410	\$1,208,602

Rate Design

101 - Bakersfield (BAK) - Scenario1

Projected Year: 2022

RES Flat / Limited Flat Rate Service		RESF				Open Tariff Excel Grouping		
Premise Area	# Services	Current Rates (\$)	Proposed Rates (\$)	Change in Rates (\$)	% Change in Rates	Revenues at Present Rates (\$)	Revenues at Proposed Rates (\$)	Change in Revenues (\$)
< 6K Sq Ft	508	\$87.20	\$90.97	\$3.77	4.32%	\$531,494	\$554,472	\$22,979
> 6K to 10K Sq Ft	2,407	100.39	104.73	4.34	4.32%	2,899,304	3,024,645	125,341
>10K to 16K Sq Ft	502	125.21	130.63	5.42	4.33%	754,589	787,253	32,664
>16K to 25K Sq Ft	59	158.75	165.62	6.87	4.33%	112,413	117,278	4,865
Add Single RES	71	61.35	64.01	2.66	4.34%	52,318	54,587	2,268
Reserved	0	0.00	0.00	0.00	0.00%	0	0	0
Limited RES Flat	0	0.00	0.00	0.00	0.00%	0	0	0
Reserved	0	0.00	0.00	0.00	0.00%	0	0	0
Alex Kosloff	0	0.00	0.00	0.00	0.00%	0	0	0
Reserved	0	0.00	0.00	0.00	0.00%	0	0	0
Total	3,547					\$4,350,118	\$4,538,235	\$188,117

Rate Design

101 - Bakersfield (BAK) - Scenario1

Projected Year: 2022

Fire Protection Service		PRF				Open Tariff Excel Grouping			
Size of Connection	# Inches	Current Rates (\$)	Proposed Rates (\$)	Change in Rates (\$)	% Change in Rates	Revenues at Present Rates (\$)	Revenues at Proposed Rates (\$)	Change in Revenues (\$)	Tariff Code
1"	3	\$9.53	\$9.93	\$0.40	4.20%	\$343	\$357	\$14	PRF1
1.5"	0	14.29	14.89	0.60	4.20%	0	0	0	PRF1
2"	17	19.06	19.87	0.81	4.25%	3,888	4,053	165	PRF1
3"	4	28.59	29.80	1.21	4.23%	1,372	1,430	58	PRF1
4"	193	38.11	39.72	1.61	4.22%	88,263	91,992	3,729	PRF1
6"	362	57.17	59.59	2.42	4.23%	248,346	258,859	10,512	PRF1
8"	322	76.22	79.44	3.22	4.22%	294,514	306,956	12,442	PRF1
10"	49	95.28	99.31	4.03	4.23%	56,025	58,394	2,370	PRF1
12"	0	114.34	119.18	4.84	4.23%	0	0	0	PRF1
14"	0	133.40	139.04	5.64	4.23%	0	0	0	PRF1
Total	950					\$692,752	\$722,042	\$29,291	

Service Connections	Total # of Inch of Diameter	Current Rates (\$)	Proposed Rates (\$)	Change in Rates (\$)	% Change in Rates	Revenues at Present Rates (\$)	Revenues at Proposed Rates (\$)	Change in Revenues (\$)	Tariff Code
Rate Inch Diameter	6,054	\$0.0000	\$0.0000	\$0.0000	0.00%	\$0	\$0	\$0	PRF2

Residential Private Fire	# Services	Current Rates (\$)	Proposed Rates (\$)	Change in Rates (\$)	% Change in Rates	Revenues at Present Rates (\$)	Revenues at Proposed Rates (\$)	Change in Revenues (\$)	Tariff Code
0	0	\$0.00	\$0.00	\$0.00	0.00%	\$0	\$0	\$0	PRF3

Service Private Fire Hydrants	# Services	Current Rates (\$)	Proposed Rates (\$)	Change in Rates (\$)	% Change in Rates	Revenues at Present Rates (\$)	Revenues at Proposed Rates (\$)	Change in Revenues (\$)	Tariff Code
0	0	\$0.00	\$0.00	\$0.00	0.00%	\$0	\$0	\$0	PRF4
0	0	0.00	0.00	0.00	0.00%	0	0	0	PRF5
0	0	0.00	0.00	0.00	0.00%	0	0	0	PRF6
Total	0					\$0	\$0	\$0	

Grand Total						\$692,752	\$722,042	\$29,291	
--------------------	--	--	--	--	--	------------------	------------------	-----------------	--

Rate Design

101 - Bakersfield (BAK) - Scenario1

Projected Year: 2022

Revenue Split									
Rate Tariff Classifications	Present Rates (\$)	Current % Split	Proposed Rates (\$)	Proposed % Split	Revenue Incr (Decr) (\$)	% Change	Service Charge / Quantity Split	Current Rates %	Proposed Rates %
Service Charge Revenues									
Residential	\$19,368,916	22.457%	\$20,207,209	22.457%	\$838,293	4.33%	Service Charge	33.3%	33.3%
Non-Residential	7,695,818	8.923%	8,028,896	8.923%	333,078	4.33%	Quantity	66.7%	66.7%
Recycled	0	0.000%	0	0.000%	0	0.00%			
Reserved	0	0.000%	0	0.000%	0	0.00%			
Reserved	0	0.000%	0	0.000%	0	0.00%			
Quantity Rate Revenues									
Residential	33,997,368	39.418%	35,468,786	39.418%	1,471,418	4.33%			
Non-Residential	20,143,989	23.356%	21,015,828	23.356%	871,839	4.33%			
Recycled	0	0.000%	0	0.000%	0	0.00%			
Irrigation	0	0.000%	0	0.000%	0	0.00%			
Reserved	0	0.000%	0	0.000%	0	0.00%			
Reserved	0	0.000%	0	0.000%	0	0.00%			
Flat Rate	4,350,118	5.044%	4,538,392	5.044%	188,275	4.33%			
Private Fire	692,752	0.803%	722,734	0.803%	29,983	4.33%			
Public Fire	0	0.000%	0	0.000%	0	0.00%			
Total Water Revenues	<u>\$86,248,961</u>	100.000%	<u>\$89,981,845</u>	100.000%	<u>\$3,732,884</u>	4.33%			
Total Water Revenues	<u>\$86,248,961</u>								
Validation from Summary	TRUE		TRUE		FALSE				
Total Revenue Requirement Less Other Revenues			<u>\$89,981,845</u>		<u>\$3,732,884</u>				

RO Plant Table 1

ACB

Proposed Advanced Capital Budget (2019-2021)

101 - Bakersfield (BAK) - District

See Attachment D to this book for details about projects that are under \$100K. See RO Plant Table 2 of this attachment for the proposed budget for Non-Specific Projects

Year	PID	Description	Total Cost
2020	00117865	To purchase the property at 3701 So H St, Bakersfield CA 93304 from West Valley on a lease to own	\$672,166
2021	101-NON-SP	101- Bakersfield Non-specific	\$6,163,758
2020	00114159	Station re-build: install sidewalk, retaining wall, and drain.	\$61,255
2020	00114404	Installation of arsenic treatment and rehabilitation of the pump/disinfection facilities to bring the well back into active service.	\$1,834,278
2020	00115114	Removal and replacement of galvanized well building and electrical components (panel board) in poor condition. Including minor piping appurtenances changes and site modifications as necessary.	\$506,610
2020	00115561	Replace panelboard at Bakersfield Station 81	\$318,335
2019	00115846	Replace pressure tank	\$200,929
2020	00115863	Replace Gen-set at Station BK 116	\$497,662
2020	00115889	Replace Gen-set at Station BK 156	\$477,908
2019	00115901	Removal and replacement of galvanized well building and electrical components (panel board) in poor condition. Including minor piping appurtenances changes and site modifications as	\$477,921
2019	00115927	Replace pressure tank	\$200,929
2020	00115976	Replace pressure tank	\$187,167

RO Plant Table 1

ACB

Proposed Advanced Capital Budget (2019-2021)

101 - Bakersfield (BAK) - District

See Attachment D to this book for details about projects that are under \$100K. See RO Plant Table 2 of this attachment for the proposed budget for Non-Specific Projects

Year	PID	Description	Total Cost
2021	00115998	Replace pressure tank	\$190,735
2021	00116001	Replace pressure tank	\$190,735
2020	00116018	Replace pressure tank	\$207,853
2020	00116024	Replace pressure tank	\$169,064
2020	00116030	Replace pressure tank	\$179,325
2021	00116043	Replace pressure tank	\$190,735
2019	00116168	Install and upgrade security cameras at the NW WTP. Current system will be 10 years old and	\$17,041
2019	00116441	To install 3/4" rock at BK Sta's 177-01, 185-01, 187-01 193-01, 202-01	\$41,864
2020	00116442	To install 3/4" rock at BK Sta's 086-01, 088-01, 113-01, 149-01, 158-01	\$43,306
2021	00116443	To install 3/4" rock at BK Sta's 097-01ABC, 105-01, 107-01, 112-01, 126-01	\$44,132
2019	00116861	To replace the auto gate opener at the BK Field Yard due to normal wear and tear of unit	\$6,390
2019	00117207	Install and upgrade fencing, lightings, and intrusion detection system at Customer Support Center.	\$380,795
2020	00117208	1. Install locks, fencing and IDS at Stations 45,73 and 100. 2. Install fencing at Station 82, 87, 116, 194 and 209. 3. Install fencing and IDS at Stations 216 and 222.	\$547,331
2021	00117213	1. Install and upgrade fencing at stations 23, 96, 129, 147, 148, 153, 155, 161, 174, 188, 192,	\$508,663
2019	00114818	Overflow airgap retrofit	\$12,981
2019	00114819	Overflow airgap retrofit & replace interior ladder	\$21,810
2019	00114862	CP upgrades on 087-T1&T2, 100-T5 and 147-T4.	\$59,936
2020	00114870	Cathodic protection (CP) system upgrade	\$15,500

RO Plant Table 1

ACB

Proposed Advanced Capital Budget (2019-2021)

101 - Bakersfield (BAK) - District

See Attachment D to this book for details about projects that are under \$100K. See RO Plant Table 2 of this attachment for the proposed budget for Non-Specific Projects

Year	PID	Description	Total Cost
2021	00114874	Cathodic protection (CP) system upgrades at 023-T2, 188-T2, 194-T1, 196-T1 & 210-T1.	\$78,979
2019	00115063	Tank overflow airgap retrofit	\$12,981
2020	00115608	Seismic retrofit all tank inlet/outlet pipe connections, overflow airgap basic	\$88,475
2020	00115727	Remove lip from roof to improve drainage.	\$73,099
2020	00115732	Overflow airgap retrofit (moderate)	\$13,429
2019	00115896	Overhaul of Control Valves in the Bakersfield District - 2019	\$64,978
2020	00115902	Overhaul of Control Valves in the Bakersfield District - 2020	\$67,217
2020	00115984	Replace existing roof	\$395,380
2020	00116009		\$100,413
2021	00116017	vents. Replace roof hatch (24" sq)	\$27,693
2021	00116027	Overflow airgap retrofit	\$13,685
2021	00116032		\$7,114
2021	00116054	Tank Overflow Retrofit & Airgap modification	\$13,685
2021	00116198	Overhaul of Control Valves in the Bakersfield District - 2021	\$68,498
2019	00114875	BK Station 140 Well 1, 150 Hp -replace pump and motor .	\$110,872
2021	00115307	BK Station 5 Well 5, 100 Hp -replace pump and motor .	\$110,265
2019	00115322	BK Station 36 Well 2, 100 Hp -replace pump and motor .	\$92,783

RO Plant Table 1

ACB

Proposed Advanced Capital Budget (2019-2021)

101 - Bakersfield (BAK) - District

See Attachment D to this book for details about projects that are under \$100K. See RO Plant Table 2 of this attachment for the proposed budget for Non-Specific Projects

Year	PID	Description	Total Cost
2021	00115332	BK Station 79 Well 1, 100 Hp -replace pump and motor .	\$97,811
2020	00115338	BK Station 87 Booster B, 40 Hp -replace pump and motor .	\$62,438
2019	00115342	BK Station 208 Booter A, 125 Hp -replace pump and motor .	\$68,663
2019	00115417	BK Station 216 Booter D, 200 Hp -replace pump and motor .	\$95,593
2020	00115440	BK Station 216, Micro Filtration Booster 1, 400 Hp -replace pump and motor .	\$157,658
2020	00115540	BK Station 216, Micro Filtration Booster 3, 400 Hp -replace pump and motor .	\$157,658
2021	00115714	Replace SCADA monitors in operations building.	\$8,159
2020	00115715	Install 10" PRV at KCWA Turnout 13 (Height St & Berger St) and approx. 2200 ft of 12" piping	\$1,282,252
2021	00116149	Replace existing engine with a new Gen-set at Bakersfield Station 157	\$426,700
2020	00116152	Install a new Gen-set at Bakersfield Station 202	\$279,685
2021	00116170	Upgrade PLC and communication system at the NW WTP. System was installed in 2007 and is running on outdated components.	\$91,231

RO Plant Table 1

ACB

Proposed Advanced Capital Budget (2019-2021)

101 - Bakersfield (BAK) - District

See Attachment D to this book for details about projects that are under \$100K. See RO Plant Table 2 of this attachment for the proposed budget for Non-Specific Projects

Year	PID	Description	Total Cost
2021	00116216	Installation of a new Gen-set is proposed to enhance reliability and availability of water supply during power outages.	\$333,420
2019	00116339	Install a domestic water supply line at the NE Raw Water Pumping Plant. Currently there is no domestic water supply for cleaning, seal lubricant, and fire protection.	\$68,573
2020	00116386	Replace three membrane feed pumps at the NW WTP. Pumps will be 13 years old.	\$50,712
2020	00116388	Replace PLC components at the NE WTP. Most current components were installed in 2003	\$268,199
2019	00116480	Replace booster pump flow meters at Station 194. Replace well pump flow meter at station 7 and 3.	\$113,794
2020	00116482	Replace booster pump flow meters at Station 96. Replace well pump flow meter at station 77,88,102,154, 157, 2, 214, and 196.	\$353,144
2021	00116483	Replace 2 booster pump flow meters at Station 23. Replace well pump flow meters at stations	\$399,864
2019	00114947	Routinely replace existing chlorine pumps that have worn out and are over 3 years old.	\$15,855
2020	00114986	Routinely replace existing chlorine pumps that have worn out and are over 3 years old.	\$16,402

RO Plant Table 1

ACB

Proposed Advanced Capital Budget (2019-2021)

101 - Bakersfield (BAK) - District

See Attachment D to this book for details about projects that are under \$100K. See RO Plant Table 2 of this attachment for the proposed budget for Non-Specific Projects

Year	PID	Description	Total Cost
2021	00114987	Routinely replace existing chlorine pumps that have worn out and are over 3 years old.	\$16,714
2019	00114995	Routinely replace 5 Chlorine Storage Tanks and Secondary Containment Pallets	\$20,193
2020	00115096	Routinely replace 5 Chlorine Storage Tanks and Secondary Containment Pallets	\$20,889
2021	00115097	Routinely replace 5 Chlorine Storage Tanks and Secondary Containment Pallets	\$21,287
2020	00116163	Overhaul and modify intake and travelling water screen at the NW WTP intake.	\$51,120
2020	00116206	Install retractable covers for the plate settlers at the NW WTP to prevent growth of algae.	\$83,735
2019	00116211	Install an acid feed system at the NW WTP for pH reduction and improved coagulation.	\$63,896

RO Plant Table 1

ACB

Proposed Advanced Capital Budget (2019-2021)

101 - Bakersfield (BAK) - District

See Attachment D to this book for details about projects that are under \$100K. See RO Plant Table 2 of this attachment for the proposed budget for Non-Specific Projects

Year	PID	Description	Total Cost
2019	00116213	Conduct study to determine the best technology for a treatment system capable of removing taste and odor compounds and algal toxins at the NW WTP	\$59,338
2019	00116231	Replace the potassium permanganate mixing and feed system at the NE WTP	\$88,436
2020	00116237	Replace four bulk chemical storage tanks at the NE WTP	\$212,307
2019	00116341	Construct a new neutralization / dilution system for the NE WTP chemical cleaning process	\$200,158
2021	00116344	Overhaul and / or replace travelling water screens at the NE raw water pump station.	\$181,109
2020	00116385	Replace all electronic level indicators on the bulk chemical storage tanks at the NE WTP.	\$69,629
2019	00116418	Perform a study to determine best treatment technology to remove algal toxing and taste and odor compounds at the NE WTP.	\$118,677
2019	00116419	Replace streaming current analyzer at the NE WTP. Current unit was installed in 2003 and works on occasion.	\$22,088

RO Plant Table 1

ACB

Proposed Advanced Capital Budget (2019-2021)

101 - Bakersfield (BAK) - District

See Attachment D to this book for details about projects that are under \$100K. See RO Plant Table 2 of this attachment for the proposed budget for Non-Specific Projects

Year	PID	Description	Total Cost
2020	00116461	Replace 144 filter modules (2 full filter racks) at the NE WTP. Modules will be 10 years old in 2020.	\$369,355
2021	00116463	Replace 144 filter modules (2 full filter racks) at the NE WTP. Modules will be 10 years old in 2021.	\$376,396
2019	101MRP19	The 2019 main replacement program will replace 25106 feet of pipelines in the BAKERSFIELD district at an estimated cost of \$289 per foot.	\$9,429,085
2020	101MRP20	The 2020 main replacement program will replace 33893.64 feet of pipelines in the	\$13,168,074
2021	101MRP21	The 2021 main replacement program will replace 42,681 feet of pipelines in the BAKERSFIELD	\$16,898,202
2019	00116201	Replace (1) pressure reducing CVs at Dalehurst & Country Club and (1) at Osell & Country Club	\$68,721
2020	00116203	Replace (1) pressure reducing CVs at California & P st and (1) at Bernard & Del Rio	\$76,794
2021	00116205	Replace (1) pressure reducing CVs at Ethrum & Donald and (1) at Hughes & SPRR Row	\$81,801
2019	00114580	Replace poly pipe service connections with copper pipe in the 730, 930, and 1000 Zone.	\$708,146
2020	00114599	Replace poly pipe service connections with copper pipe in the 730, 930, and 1000 Zone.	\$732,546
2021	00114600	Replace poly pipe service connections with copper pipe in the 730, 930, and 1000 Zone.	\$746,511

RO Plant Table 1

ACB

Proposed Advanced Capital Budget (2019-2021)

101 - Bakersfield (BAK) - District

See Attachment D to this book for details about projects that are under \$100K. See RO Plant Table 2 of this attachment for the proposed budget for Non-Specific Projects

Year	PID	Description	Total Cost
2020	00115615	YEAR 2020: Conversions of 1,300 Flat Rate Services to Metered Services	\$2,428,991
2021	00115626	YEAR 2021: Conversions of 1,300 Flat Rate Services to Metered Services	\$2,475,435
2019	00115683	Vehicle Replacements > 120,000 miles	\$1,187,601
2019	00115708	2019 Field Equipment Project , replace equipment which is no longer reliable, no repalcement parts are available and equipment is unrepairable. Equipment to be repalced includes , 2-line locators, 6-stick locators, 1- leak detector, hand tools crew trucks	\$50,417
2020	00115730	2020Field Equipment Project , replace equipment which is no longer reliable, no repalcement	\$45,499
2021	00115731	Vehicle Replacements > 120,000 miles	\$609,263
2020	00115735	Additional tools and equipment for pump operators and sampling staff.	\$17,750
2021	00115761	Additional tools and equipment for pump operators and sampling staff.	\$18,193
2021	00115770	Additional tools and equipment for pump operators and sampling staff.	\$19,000
2021	00115978	2021 Field Equipment Project, to replace equipment which is no longer reliable, no	\$38,576
2019	00116167	Purchase new vehicle for on call use at the NW WTP. Company policy dictates that a vehicle be provided to plant staff for on-call use. Current vehicle being used is on disposal list.	\$41,727
2019	00116321	To install a new overhead projector for the BK Field Operations Center conference room	\$2,945
2019	00116497	Bakersfield Reliability Study is part of Cantral Valley Reliability Study	\$250,422

RO Plant Table 1

ACB

Proposed Advanced Capital Budget (2019-2021)

101 - Bakersfield (BAK) - District

See Attachment D to this book for details about projects that are under \$100K. See RO Plant Table 2 of this attachment for the proposed budget for Non-Specific Projects

Year	PID	Description	Total Cost
2020	00116584	Bakersfield Water Supply and Facilities Master Plan	\$575,273
2019	BKD0900	Meter Replacement Program	\$442,810
2019	00115705	Equipment to retrofit construction meters with reduced pressure assembly (backflow prevention) for water quality protection.	\$38,678
2020	BKD0900	Meter Replacement Program	\$459,006
2021	BKD0900	Meter Replacement Program	\$466,801
2019	101-NON-SP	101- Bakersfield Non-specific	\$5,824,632
2020	101-NON-SP	101- Bakersfield Non-specific	\$6,039,775

RO Plant Table 1

ACB

Proposed Advanced Capital Budget (2019-2021)**101 - Bakersfield (BAK) - District**

See Attachment D to this book for details about projects that are under \$100K. See RO Plant Table 2 of this attachment for the proposed budget for Non-Specific Projects

Year	PID	Description	Total Cost
2019	00118093	Vehicles for Proposed Complement for year 2019	\$102,478
2020	00118062	Installation of TCP treatment vessels at Bakersfield Station 193.	\$1,304,219
2021	00116631	Replace support bolts for plate settler supports at the NE WTP pretreatment basin.	\$83,650
2021	00118532	Replace spent granular activated carbon in TCP treatment plants	\$1,033,843
2019	00115728	Vehicle Replacements > 120,000 miles	\$348,486

RO Plant Table 2

AC3-8C

Proposed Non-Specific Capital Budget (2019 - 2021)

101 - Bakersfield (BAK) - District

Budget Category	2018	2019	2020	2021
01 LAND	\$35,475	\$26,304	\$27,060	\$27,390
02 STRUCTURES	\$76,988	\$149,840	\$154,187	\$155,924
03 WELLS	\$12,156	\$41,542	\$42,769	\$43,233
04 STORAGE	\$111,927	\$188,026	\$193,415	\$195,665
05 PUMPS	\$369,116	\$897,954	\$923,850	\$934,647
06 PURIFICATION	\$258,259	\$219,228	\$225,469	\$228,157
07 MAINS	\$745,495	\$970,063	\$997,947	\$1,009,655
07 STREETS	\$0	\$0	\$0	\$0
08 SERVICE	\$937,775	\$2,543,297	\$2,616,454	\$2,647,211
09 METER	\$294,803	\$249,795	\$256,978	\$260,022
10 HYDRANTS	\$73,930	\$133,423	\$137,297	\$138,917
11 EQUIPMENT	\$106,000	\$84,208	\$86,461	\$88,798
12 INTANGIBLE	\$54,511	\$22,948	\$23,609	\$23,809
Total	\$3,076,437	\$5,526,628	\$5,685,495	\$5,753,426

**RO Plant Table 3
Carryover Projects (Post-2017)**

AC5-8ECO

101 - Bakersfield (BAK) - District

Project	Description	Adopted Year	Adopted Budget	PowerPlan Status	Revised Cost	Revised Year
00067189	50 Pressure Transducers - Sta. 23 (3), 32, 36, 42, 44, 45(5), 47, 54, 68, 73 (2), 77,81 (2), 82, 85, 86, 87 (3), 88, 89, 91 (2), 96, 97 (3), 100 (3), 102, 105, 108, 116 (5), 123-2, 126, 127, 128, 129	2015	\$180,148	open	\$67,676	2018
00097419	Bakersfield CP System Upgrade -2016 - Sta.45 Tank 1, Sta.73 Tank 5, Sta.87 Tank 7	2016	\$56,010	posted to CPR	\$43,202	2018
00097420	Upgrade Cathodic Protection Systems at Stations: 100-T3, 116-T1, 116-T2, 116-T3, 116-T4	2017	\$95,684	posted to CPR	\$87,473	2018
00097438	Upgrade cathodic protection system at 2 of the following 3 locations - BK- Sta.148 Tank 2, Sta.161 Tank 1, and Sta.188 Tank 1	2018	\$38,846	open	\$38,538	2018
00097899	Replace the existing 10,000 gal pressure tank at Sta. 116, which was installed in 1953.	2017	\$127,411	open	\$140,668	2018
00097936	Install 30" manway on Tank 1 and replace interior Saf-T-Climb rail on the interior ladder for Tank 4.	2017	\$20,250	posted to CPR	\$16,846	2018
00098008	BK 45 efg galvanized metal building and panelboard removal and replacement with outdoor station/panelboard	2017	\$426,487	open	\$478,106	2018
00098081	Replacement of pump and motor.	2016	\$191,174	in service	\$148,863	2018
00098348	New well addition in North Garden West - Well #1	2018	\$2,090,099	open	\$2,232,073	2018
00098619	Overhaul of Control Valves in the Bakersfield District - 2016	2016	\$39,070	open	\$120,872	2018
00098696	Install Flow meters at 4 of the following 9 Stations 87, 45, 73, 100,116, 176, 186, 194, 196	2017	\$183,643	in service	\$107,686	2018

**RO Plant Table 3
Carryover Projects (Post-2017)**

AC5-8ECO

101 - Bakersfield (BAK) - District

Project	Description	Adopted Year	Adopted Budget	PowerPlan Status	Revised Cost	Revised Year
00098847	Replace existing auxiliary engine at BK 150 with new 150 kW generator	2017	\$198,948	open	\$241,753	2018
00098977	Install a 10 PRV at Turnout with KCWA (Mohawk St & Ragusa Ln)	2017	\$282,510	open	\$324,068	2018
00098992	Seismic retrofit of the storage tank inlet and outlet at Sta. 194 T1 with EBAA Flex Tend connection.	2017	\$94,517	open	\$84,572	2018
00099041	Conversion of 930 Flat Rate Services to Metered Services	2017	\$953,249	open	\$1,102,172	2018
00099054	Replace-purchase field equipment for 2017 due to age and wear	2017	\$39,199	open	\$40,986	2018
00099062	Field tools for operators	2016	\$16,390	in service	\$16,330	2018
00099068	Field equipment for pump operators	2017	\$16,800	in service	\$18,845	2018
00099073	Filed equipment for pump operators	2018	\$17,220	open	\$17,986	2018
00099110	Vehicle Replacements	2016	\$339,814	completed	\$920,778	2018
00099112	Vehicle Replacements	2018	\$261,141	open	\$272,460	2018
00099127	Replace capacitors on two raw water pump VFD's at NE WTP raw water pumping plant.	2017	\$115,914	posted to CPR	\$153,696	2018
00099135	Replace on-line compliance turbidimeters at the NE WTP. On-line turbidimeters are required by regulations for process monitoring.	2016	\$192,200	completed	\$189,980	2018
00099140	Standby generator for the raw water pumping plant at the NE WTP.	2017	\$858,709	open	\$1,158,630	2018
00099160	Replace 144 filter modules at the NE WTP	2017	\$382,889	in service	\$409,166	2018

**RO Plant Table 3
Carryover Projects (Post-2017)**

AC5-8ECO

101 - Bakersfield (BAK) - District

Project	Description	Adopted Year	Adopted Budget	PowerPlan Status	Revised Cost	Revised Year
00099265	Purchase and install a new compressed air system for the NW WTP microfiltration process. System includes compressors, dryers, and receiver tanks.	2016	\$78,319	open	\$87,165	2018
00099270	Replace chemical feed pumps at the NW WTP.	2017	\$144,177	open	\$166,160	2018
00099527	Seismic retrofit of the storage tank inlet and outlet with EBAA Flex Trend connections Sta.210-T1. Inlet and outlets are 12-inches in diameter and 16-inches in diameter respectively.	2018	\$148,886	open	\$167,998	2018
00099719	Arsenic Treatment Well 202-01	2017	\$1,769,485	open	\$1,897,257	2018
00099781	Convert backwash recovery rack at NW WTP to a production rack.	2017	\$416,651	in service	\$427,830	2018
00099820	New well addition in S West - Well #1 Prospective Well Location To Be At Station 198	2018	\$1,964,470	open	\$2,454,063	2018
00099821	Water supply South West - New Well	2018	\$2,039,120	open	\$2,244,607	2018
00101575	The existing "farm" tanks Sta. 87 cannot be taken out of service for any maintenance works without need to shut down entire station operations first.	2016	\$37,311	posted to CPR	\$20,246	2018
00102088	Conversion of 930 Flat Rate Services to Metered Services	2017	\$953,249	open	\$1,059,081	2018

**RO Plant Table 3
Carryover Projects (Post-2017)**

AC5-8ECO

101 - Bakersfield (BAK) - District

Project	Description	Adopted Year	Adopted Budget	PowerPlan Status	Revised Cost	Revised Year
00098526	Replacement of 4 control valves in Bakersfield. Location: 101_000_CV004, 101_000_CV016, 101_000_CV003, 101_045_VLV	2016	\$117,065	open	\$148,209	2018
00098690	update RTU and Install control valve (Cla-Val) to take more water from University Tanks to Skyline Tanks.	2016	\$45,568	initiated	\$54,169	2018
00099125	Purchase and install a new compressed air system for the NE WTP microfiltration process. System includes compressors, dryers, and receiver tanks.	2016	\$160,870	open	\$177,423	2018
00098093	Replacement of pump and motor.	2017	\$58,917	open	\$79,787	2018
00098532	Replacement of 1 control valve in Bakersfield. Location: 101_000_CV022	2017	\$29,998	open	\$37,979	2018
00098626	Overhaul of Control Valves in the Bakersfield District - 2017	2017	\$40,044	open	\$47,780	2018
00099269	Replace on-line compliance turbidimeters at the NW WTP. On-line turbidimeters are required by regulators for process monitoring.	2017	\$48,622	open	\$56,339	2018
00097938	Install CWS standard tank hatch and interior ladder with Saf-T-Climb rail on the interior of the tank. Sta. 164-T1	2018	\$27,196	initiated	\$32,057	2018

**RO Plant Table 3
Carryover Projects (Post-2017)**

AC5-8ECO

101 - Bakersfield (BAK) - District

Project	Description	Adopted Year	Adopted Budget	PowerPlan Status	Revised Cost	Revised Year
00098047	Replace existing auxiliary engine at Sta. 157 with portable generator and automatic transfer switch	2018	\$100,000	open	\$208,642	2018
00098094	Replacement of pump and motor.	2018	\$71,896	open	\$79,786	2018
00098096	Replacement of pump and motor.	2018	\$60,390	open	\$81,782	2018
00098124	Replace ex 9,500 gal pressure tank at Sta. 83	2018	\$133,092	initiated	\$151,058	2018
00098269	Replace existing pumps that have worn out and over 3 years old. Repair parts are over half the price of a new pump.	2018	\$18,389	initiated	\$22,016	2018
00098966	Seismic upgrade, inlet and outlet pipe, of Tank T1 at Station 164	2018	\$140,303	open	\$162,572	2018
00099018	Install Flow Control on Ex. 10" Pipeline	2018	\$350,933	initiated	\$406,635	2018
00099042	Conversion of 930 Flat Rate Services to Metered Services	2018	\$977,080	initiated	\$1,118,134	2018
00099044	Conversion of 930 Flat Rate Services to Metered Services	2018	\$977,080	initiated	\$1,130,713	2018
00099058	2018 Field Equipment Replace and purchase, due to wear and age.	2018	\$48,789	open	\$52,161	2018
00099154	Replace chemical feed pumps at NE WTP. Pumps will be 14 years old, are outdated, and expensive to maintain.	2018	\$501,724	initiated	\$581,359	2018
00099165	Replace 144 filter modules at the NE WTP	2018	\$635,239	initiated	\$736,067	2018
00102089	Conversion of 930 Flat Rate Services to Metered Services	2018	\$977,080	initiated	\$1,118,310	2018
00102090	Conversion of 930 Flat Rate Services to Metered Services	2018	\$977,080	initiated	\$1,130,778	2018
BKD0900	Meter Replacement Program	2018	\$434,731	open	\$402,038	2018

RO Plant Table 3A

AC5-8EMRP

Main Replacement Program Carryover from 2015 GRC

101 - Bakersfield (BAK) - District

Project	Description	Adopted Year	PowerPlan Status	Revised Cost	Revised Year
00103542	Main Replacement Vehicles-BK	2016	posted to CPR	n/a	n/a
00103624	MRP Equipment BK	2016	posted to CPR	n/a	n/a
00104059	Install 1268'- 8" PVC W. Union Ave	2016	posted to CPR	n/a	n/a
00104219	Install 1076' 6" PVC- Cecil Brunner	2016	posted to CPR	n/a	n/a
00104618	BK MRP FOREMAN VEHICLE	2016	posted to CPR	n/a	n/a
00104903	Install 494' 6" PVC on Pentz	2016	posted to CPR	n/a	n/a
00105122	Vehicle 215112 Tools and Equipment	2016	posted to CPR	n/a	n/a
00105537	Install 1644 LF 6" PVC Cedar St	2016	posted to CPR	n/a	n/a
00105860	Install 1400 LF 6" PVC 1st St	2016	posted to CPR	n/a	n/a
00105977	Install 1210 LF 8" PVC on Virginia	2016	posted to CPR	n/a	n/a
00105980	Install 740 LF on Augusta St	2016	posted to CPR	n/a	n/a
00106039	Install 675' of 6" PVC-Kentucky St.	2016	posted to CPR	n/a	n/a
00106268	Install 1240 LF 6" PVC Butte&Chico	2016	posted to CPR	n/a	n/a
00106457	Install 200LF 6"PVC on Easter St	2016	posted to CPR	n/a	n/a
00106557	Install 468 LF 6" PVC on Truxtun	2016	posted to CPR	n/a	n/a
00106559	Install 650LF of 8" PVC on Northrup	2016	posted to CPR	n/a	n/a
00106801	Install 568 LF of 6" California Ave	2016	posted to CPR	n/a	n/a
00106802	638' 6" PVC Chester Place	2016	posted to CPR	n/a	n/a
00106868	1623' 6"PVC Altus & S. O Sts	2016	posted to CPR	n/a	n/a
00106869	3115' 12" DI Ming Av./Southgate	2016	posted to CPR	\$588,290	2018
00106870	885' 8" PVC Fishing & Jones Sts.	2016	posted to CPR	n/a	n/a
00106871	1461' 8" PVC Terrace Way	2016	posted to CPR	n/a	n/a
00106873	148' 6" PVC Height St @ River Blvd	2016	posted to CPR	n/a	n/a
00106874	1976' 12" DI Castro Ln & Ming Ave	2016	posted to CPR	n/a	n/a
00106875	690 LF 8" PVC Bliss St.	2016	posted to CPR	n/a	n/a
00106876	1086 LF 8" PVC HAWTHORNE AVE	2016	posted to CPR	n/a	n/a
00106877	430' - 6" PVC E.19th St. Alley	2016	posted to CPR	n/a	n/a
00106878	147' 6" PVC Dolores St. W/O Haley	2016	posted to CPR	n/a	n/a

RO Plant Table 3A

AC5-8EMRP

Main Replacement Program Carryover from 2015 GRC

101 - Bakersfield (BAK) - District

Project	Description	Adopted Year	PowerPlan Status	Revised Cost	Revised Year
00107477	1,380LF 8" PVC Spruce St	2016	posted to CPR	n/a	n/a
00109758	2955' 6"/8" PVC Kelly/Edna/June	2017	posted to CPR	n/a	n/a
00109962	Install 228 LF - 4" PVC DORESTA DR	2017	posted to CPR	n/a	n/a
00110077	INSTALL 330 LF - 6" PVC So. KINCAID	2017	posted to CPR	n/a	n/a
00110107	INSTALL 2,256 LF 8" PVC So. EYE ST	2017	posted to CPR	n/a	n/a
00110109	3932' 6/8" PVC Berkeley/Bucknell	2017	completed	\$501,545	2018
00110110	425 LF 6" PVC EUREKA ST	2017	posted to CPR	n/a	n/a
00110111	1,382' 8" PVC CYPRESS ST	2017	posted to CPR	n/a	n/a
00110112	673' 6" PVC AT SO. OWENS	2017	posted to CPR	n/a	n/a
00110113	2,810' 6" PVC @ MYRTLE	2017	posted to CPR	n/a	n/a
00110119	776' 6" PVC HENLEY/LUCKY	2017	posted to CPR	n/a	n/a
00110123	441' 6" PVC RADIANCE DR	2017	posted to CPR	n/a	n/a
00110125	INSTALL 1580'- 12" DI @ BELLE/REAL	2017	completed	\$133,876	2018
00110130	1135' 6" PVC 21ST ST/V ST	2017	posted to CPR	\$341,260	2018
00110138	1287' 8" PVC BELLE TERRA	2017	initiated	n/a	n/a
00110143	886' 8" PVC @ SUNSHINE AVE	2017	posted to CPR	\$278,305	2018
00110147	1273' 8" PVC KENTUCKY ST	2017	completed	\$369,466	2018
00115972	4047' 6/8" PVC Nelson/Berger/Fordha	2018	in service	\$1,771,068	2018
00116699	1867' 8" PVC Encina Street	2017	open	\$739,491	2018
00117199	120' 6" PVC MADISON ST	2018	completed	\$48,900	2018
00117204	4060' 6/8" PVC Noble/Berkeley/Buckn	2018	open	\$1,197,528	2018

RO Plant Table 3B

AC5-8ENS

Non-Specific Carryover from 2015 GRC

101 - Bakersfield (BAK) - District

Budget Category	2018
01 LAND	\$1,258,026
02 STRUCTURES	\$289,788
03 WELLS	\$0
04 STORAGE	\$2,443
05 PUMPS	\$432,428
06 PURIFICATION	\$93,136
07 MAINS	\$679,326
07 STREETS	\$0
08 SERVICE	\$0
09 METER	\$0
10 HYDRANTS	\$0
11 EQUIPMENT	\$228,332
12 INTANGIBLE	\$20,965
Total	\$3,004,445

RO Plant Table 4

AC6-8FAL

Advice Letter Projects from 2015 GRC

101 - Bakersfield (BAK) - District

Project	Description	Adopted Year	Adopted Budget	PowerPlan Status	Revised Cost	Revised Year
00098348	New well addition in North Garden West - Well #1	2018	\$2,090,099	open	\$2,232,073	2018
00099166	Replace SCADA software and hardware	2018	\$1,590,809	open	n/a	n/a
00099267	SCADA NW WTP	2018	\$103,800	initiated	n/a	n/a
00099821	Water supply South West - New Well	2018	\$2,039,120	open	\$2,244,607	2018
00064433	Treatment for TCE at Station 146	2016	\$2,067,148	posted to CPR	n/a	n/a
00076395	NW Bakersfield Treatment Plant Enhancements	2016	\$2,852,112	posted to CPR	n/a	n/a

RO Plant Table 5
All 2015 GRC Projects Report

AC4-8D

101 - Bakersfield (BAK) - District

Project	Description	Adopted Year	Adopted Budget	PowerPlan Status
00017532	2575' OF 6" PVC WESTERN AVE	2015	\$26	posted to CPR
00018278	Union Ave. - Belle Terrace to Casa Loma - 2,660' 8" PVC	2015	\$442,793	posted to CPR
00019957	Palo Verde & Loma Vista Court - 1,255' 6" PVC; 29 1" Services; 1 Hydrant	2015	\$223,721	posted to CPR
00020096	3,150' 8" PVC; Reconnect 68 1" Services; 1 Reconnect 1 2" Services; Reconnect 7 Hydrants on Belle Terrace - Castro Lane to Caylor St.	2015	\$565,145	posted to CPR
00020169	Jones Street - Stockdale Hwy. to Quarter - 1,320' 6" PVC; 40 1" Services; 2 Hydrants	2015	\$368,650	posted to CPR
00020171	1,470' 8" PVC; Reconnect 2 Hydrants - South K Street - Wilson to Sidney Drive	2015	\$384,070	posted to CPR
00020185	P Street & Dorian Drive - South Chester & Wilson Road - 560' 6" PVC; Reconnect 13 1" Services; 1 Hydrant	2015	\$343,377	posted to CPR
00020188	850' 6" PVC; Reconnect 20 1" Services; Reconnect 1 Hydrant - Houchin Road - Belle Terrace to Lester St.	2015	\$176,397	posted to CPR
00020191	988' 6" PVC & Reconnect 23 1" Services; 2 Hydrants - Wood Lane - Real Road East to end	2015	\$170,632	posted to CPR
00020212	Drake Street - 24th St. to Spruce St. - 2,348' 8" PVC; Reconnect 36 1" Services & 1 2" Service; Reconnect 5 Hydrants	2015	\$417,605	posted to CPR
00020243	Steel Storage Building - NE WTP	2015	\$66,715	posted to CPR
00020387	Replace Panelboard - Sta. 186-A	2015	\$102,908	posted to CPR
00020399	Replace Panelboard - Sta. 23/71	2015	\$302,194	posted to CPR
00020769	Arrow St. & Calaway Canal - PRV	2015	\$381,842	posted to CPR
00020809	SCADA Cathodic Monitoring System	2015	\$90,337	posted to CPR
00020811	SCADA Cathodic Monitoring - Monte Vista, Hillcrest, University - Sta. 147 & 148	2015	\$37,000	posted to CPR

**RO Plant Table 5
All 2015 GRC Projects Report**

AC4-8D

101 - Bakersfield (BAK) - District

Project	Description	Adopted Year	Adopted Budget	PowerPlan Status
00020812	5 SCADA Cathodic Monitoring - Sta. 155, 161, 164, 174, & Panorama	2015	\$40,000	posted to CPR
00021060	5 SCADA Remotes RTUs - Sta. 39, 40, 60, 151, & 177	2015	\$52,321	posted to CPR
00033170	Replace Interior Safety Climb - Sta. 45 Tank 1 Mt. Vernon	2015	\$3,166	posted to CPR
00042288	MICROWAVE / TWO-WAY RADIO SYSTEM	2015	\$274,971	posted to CPR
00051708	Interior Safety Climb - Sta. 148 Tank 2	2015	\$2,965	posted to CPR
00051808	Paint Interior Complete, Upgrade CP System, & Replace Cupola Vent - Sta. 45 Tank 2	2015	\$32,759	posted to CPR
00054208	Replace Interior Safety Climb - Sta. 116 Tank 4 (University)	2015	\$3,524	posted to CPR
00058272	Northwest BK WTP Investigation	2015	\$97,487	posted to CPR
00060252	Replace 10 LMI Chemical Pumps	2015	\$10,373	posted to CPR
00060652	Hach Nitrate Analyzer - Sta. 153	2015	\$30,072	posted to CPR
00061213	SCADA Cathodic Monitoring - Sta.147, 148, 155, & 164	2015	\$32,910	posted to CPR
00061292	Replace Flow Meter - K12 @ King & Jeffery	2015	\$20,066	posted to CPR
00061295	Replace Flow Meter - Sta. 186	2015	\$21,507	posted to CPR
00061295	repl flow meter at station 186	2015	\$290	posted to CPR
00061317	Purchase field equipment	2015	\$29,070	posted to CPR
00061352	Hoseless Sludge Vac - NE WTP - Sta. 216	2015	\$189,016	posted to CPR
00061595	Field - Tools for Pump Operators	2015	\$14,730	posted to CPR
00061600	Field - Tools for Pump Operators	2015	\$24,190	posted to CPR
00061601	72 New Filter Modules - NE WTP	2015	\$130,793	posted to CPR
00061712	Upgrade CP System - Sta. 155 Tank 1	2015	\$16,562	posted to CPR
00061734	Paint Interior Complete; Replace & Install One 48" DIA. Cupola Vent - Sta. 155 Tank 1	2015	\$10,400	posted to CPR
00061752	Upgrade CP System - Sta. 176 Panorama Tank 1	2015	\$22,237	posted to CPR

**RO Plant Table 5
All 2015 GRC Projects Report**

AC4-8D

101 - Bakersfield (BAK) - District

Project	Description	Adopted Year	Adopted Budget	PowerPlan Status
00062352	Office - 50 Chairs and 5 Tables - Field Conference Room	2015	\$2,745	posted to CPR
00062892	AC Unit - NE WTP - Sta. 216	2015	\$8,904	posted to CPR
00063401	Replace Panelboard - Sta. 100	2015	\$303,207	posted to CPR
00063595	Replace Pump Equipment - Sta. 189-01	2015	\$97,683	posted to CPR
00063612	Replace Pump Equipment - Sta. 184-01	2015	\$91,986	posted to CPR
00063614	Replace Pump Equipment - Sta. 143-01	2015	\$88,399	posted to CPR
00063633	Replace Pump Equipment - Sta. 151-01	2015	\$165,342	posted to CPR
00063693	BK 162 C & D: Repalce Booster Pumps	2015	-\$11,204	posted to CPR
00063814	Replace Booster Pump Equipment - Sta. 23-F	2015	\$108,722	posted to CPR
00063815	Replace Split-Case Booster Pumps - Sta. 96 A & B	2015	\$72,319	posted to CPR
00064433	Treatment for TCE at Station 146	2016	\$2,067,148	posted to CPR
00064483	REPLACE V204042 - PURCHASE 1.0 TON C&C WITH UTILITY BODY	2015	\$52,936	posted to CPR
00064488	Vehicle - 0.5 Ton Pick Up F-150 with Tool Box and Light Bar - Meter Reader	2015	\$42,000	posted to CPR
00064491	Vehicle - 0.5 Ton Pick Up With Accessories - General Foreman	2015	\$44,556	posted to CPR
00064493	Vehicle - 0.5 Ton Pick Up With Accessories - Superintendent	2015	\$38,772	posted to CPR

**RO Plant Table 5
All 2015 GRC Projects Report**

AC4-8D

101 - Bakersfield (BAK) - District

Project	Description	Adopted Year	Adopted Budget	PowerPlan Status
00064498	Vehicle - 0.5 Ton Pick Up With Tool Box and Light bar - Serviceperson	2015	\$37,643	posted to CPR
00065370	REPLACE ITRON HANDHELDS	2015	\$138	posted to CPR
00065509	Conversions of Flat Rate to Meters	2015	-\$638	posted to CPR
00065547	Convert Flat Rates to Meters (split 98000 & 65547 50/50)	2015	\$1,530,729	posted to CPR
00067189	50 Pressure Transducers - Sta. 23 (3), 32, 36, 42, 44, 45(5), 47, 54, 68, 73 (2), 77,81 (2), 82, 85, 86, 87 (3), 88, 89, 91 (2), 96, 97 (3), 100 (3), 102, 105, 108, 116 (5), 123-2, 126, 127, 128, 129	2015	\$180,148	open
00067909	25 Flow Meters - Sta. 130, 134, 137, 141, 143, 133, 149, 153, 158, 161, 163, 176, 180, 184, 186-1, 188, 189, 190, 191, 193, 194, 198, 199, 206, 208	2015	\$155,813	posted to CPR
00076073	1,200' of 16" DI transmission main in Akers Rd. from Bk Sta. 146 to De Ette Ave and 200' of 16" CL&C in 36" steel casing for canal crossing.	2015	\$729,845	posted to CPR
00076093	2,660' of 16" DI transmission main in Wible Rd. from Panama Lane to Berkshire Rd and 340' of 16" CL&C in 36" steel casing for crossing Panama Lane.	2015	\$1,350,000	posted to CPR
00076395	NW Bakersfield Treatment Plant Enhancements	2016	\$2,852,112	posted to CPR
00096996	BK sta. 107-01 Replace Pump/Motor	2015	\$51,304	posted to CPR
00097419	Bakersfield CP System Upgrade -2016 - Sta.45 Tank 1, Sta.73 Tank 5, Sta.87 Tank 7	2016	\$56,010	posted to CPR

RO Plant Table 5
All 2015 GRC Projects Report

AC4-8D

101 - Bakersfield (BAK) - District

Project	Description	Adopted Year	Adopted Budget	PowerPlan Status
00097420	Upgrade Cathodic Protection Systems at Stations: 100-T3, 116-T1, 116-T2, 116-T3, 116-T4	2017	\$95,684	posted to CPR
00097438	Upgrade cathodic protection system at 2 of the following 3 locations - BK- Sta.148 Tank 2, Sta.161 Tank 1, and Sta.188 Tank 1	2018	\$38,846	open
00097728	The existing 5,000 gal pressure tank was installed in 1953 (see Attach 1). The unit will have been in service for 63 years by 2016. In short, the unit has reached the end of its useable useful life and replacement is needed for better station efficiency and improvement in operations.	2017	\$150,993	posted to CPR
00097762	Replace the existing 10,000 gal pressure tank, at Sta. 100 which was installed in 1954.	2016	\$221,860	posted to CPR
00097886	Replace existing pumps that have worn out and are over 3 years old. Repair parts are over half price of a new pump.	2016	\$27,226	posted to CPR
00097899	Replace the existing 10,000 gal pressure tank at Sta. 116, which was installed in 1953.	2017	\$127,411	open
00097936	Install 30" manway on Tank 1 and replace interior Saf-T-Climb rail on the interior ladder for Tank 4.	2017	\$20,250	posted to CPR
00097938	Install CWS standard tank hatch and interior ladder with Saf-T-Climb rail on the interior of the tank. Sta. 164-T1	2018	\$27,196	initiated
00098000	Convert Flat Rates to Meters (split 98000 & 65547 50/50)	2015	\$1,419,758	posted to CPR
00098008	BK 45 efg galvanized metal building and panelboard removal and replacement with outdoor station/panelboard	2017	\$426,487	open

**RO Plant Table 5
All 2015 GRC Projects Report**

AC4-8D

101 - Bakersfield (BAK) - District

Project	Description	Adopted Year	Adopted Budget	PowerPlan Status
00098047	Replace existing auxiliary engine at Sta. 157 with portable generator and automatic transfer switch	2018	\$100,000	open
00098072	Replacement of pump and motor.	2016	\$67,092	posted to CPR
00098074	Replacement of pump and motor.	2016	\$52,607	posted to CPR
00098079	Replacement of pump and motor.	2016	\$52,607	posted to CPR
00098081	Replacement of pump and motor.	2016	\$191,174	in service
00098084	Replacement of pump and motor.	2016	\$94,287	posted to CPR
00098093	Replacement of pump and motor.	2017	\$58,917	open
00098094	Replacement of pump and motor.	2018	\$71,896	open
00098096	Replacement of pump and motor.	2018	\$60,390	open
00098124	Replace ex 9,500 gal pressure tank at Sta. 83	2018	\$133,092	initiated
00098251	Replace existing chlorine pumps that have worn out and are over 3 years old. Repair parts are over half price of a new pump. We'll be installing Pulsatron pumps	2017	\$27,907	posted to CPR
00098269	Replace existing pumps that have worn out and over 3 years old. Repair parts are over half the price of a new pump.	2018	\$18,389	initiated
00098348	New well addition in North Garden West - Well #1	2018	\$2,090,099	open
00098444	BK 89 Galvanized Metal Building removal and replacement	2017	\$331,140	cancelled
00098526	Replacement of 4 control valves in Bakersfield. Location: 101_000_CV004, 101_000_CV016, 101_000_CV003, 101_045_VLV	2016	\$117,065	open
00098532	Replacement of 1 control valve in Bakersfield. Location: 101_000_CV022	2017	\$29,998	open

RO Plant Table 5
All 2015 GRC Projects Report

AC4-8D

101 - Bakersfield (BAK) - District

Project	Description	Adopted Year	Adopted Budget	PowerPlan Status
00098619	Overhaul of Control Valves in the Bakersfield District - 2016	2016	\$39,070	open
00098626	Overhaul of Control Valves in the Bakersfield District - 2017	2017	\$40,044	open
00098690	update RTU and Install control valve (Cla-Val) to take more water from University Tanks to Skyline Tanks.	2016	\$45,568	initiated
00098696	Install Flow meters at 4 of the following 9 Stations 87, 45, 73, 100,116, 176, 186, 194, 196	2017	\$183,643	in service
00098847	Replace existing auxiliary engine at BK 150 with new 150 kW generator	2017	\$198,948	open
00098966	Seismic upgrade, inlet and outlet pipe, of Tank T1 at Station 164	2018	\$140,303	open
00098977	Install a 10 PRV at Turnout with KCWA (Mohawk St & Ragusa Ln)	2017	\$282,510	open
00098981	instl flo moitor @ sta 23 D	2015	\$4,379	posted to CPR
00098992	Seismic retrofit of the storage tank inlet and outlet at Sta. 194 T1 with EBAA Flex Tend connection.	2017	\$94,517	open
00099018	Install Flow Control on Ex. 10" Pipeline	2018	\$350,933	initiated
00099019	Conversion of 930 Flat Rate Services to Metered Services	2016	\$930,000	posted to CPR
00099021	Conversion of 930 Flat Rate Services to Metered Services	2016	\$930,000	posted to CPR
00099038	Replace 2 trailer mounted portable air compressors, existing compressors will not meet new CARB regulations which take effect on 01/01/2017	2016	\$45,072	posted to CPR
00099040	Conversion of 930 Flat Rate Services to Metered Services	2017	\$953,249	posted to CPR

**RO Plant Table 5
All 2015 GRC Projects Report**

AC4-8D

101 - Bakersfield (BAK) - District

Project	Description	Adopted Year	Adopted Budget	PowerPlan Status
00099041	Conversion of 930 Flat Rate Services to Metered Services	2017	\$953,249	open
00099042	Conversion of 930 Flat Rate Services to Metered Services	2018	\$977,080	initiated
00099044	Conversion of 930 Flat Rate Services to Metered Services	2018	\$977,080	initiated
00099048	Replace / Purchase , Field equipment for 2016 due to age and wear. Jackhammers, rockdrill, trench pumps, locators box and stick.	2016	\$44,908	posted to CPR
00099054	Replace-purchase field equipment for 2017 due to age and wear	2017	\$39,199	open
00099058	2018 Field Equipment Replace and purchase, due to wear and age.	2018	\$48,789	open
00099062	Field tools for operators	2016	\$16,390	in service
00099068	Field equipment for pump operators	2017	\$16,800	in service
00099073	Filed equipment for pump operators	2018	\$17,220	open
00099110	Vehicle Replacements	2016	\$339,814	completed
00099111	Vehicle Replacements	2017	\$353,800	posted to CPR
00099112	Vehicle Replacements	2018	\$261,141	open
00099125	Purchase and install a new compressed air system for the NE WTP microfiltration process. System includes compressors, dryers, and receiver tanks.	2016	\$160,870	open
00099127	Replace capacitors on two raw water pump VFD's at NE WTP raw water pumping plant.	2017	\$115,914	posted to CPR
00099135	Replace on-line compliance turbidimeters at the NE WTP. On-line turbidimeters are required by regulations for process monitoring.	2016	\$192,200	completed

RO Plant Table 5
All 2015 GRC Projects Report

AC4-8D

101 - Bakersfield (BAK) - District

Project	Description	Adopted Year	Adopted Budget	PowerPlan Status
00099140	Standby generator for the raw water pumping plant at the NE WTP.	2017	\$858,709	open
00099154	Replace chemical feed pumps at NE WTP. Pumps will be 14 years old, are outdated, and expensive to maintain.	2018	\$501,724	initiated
00099160	Replace 144 filter modules at the NE WTP	2017	\$382,889	in service
00099165	Replace 144 filter modules at the NE WTP	2018	\$635,239	initiated
00099166	Replace SCADA software and hardware	2018	\$1,590,809	open
00099265	Purchase and install a new compressed air system for the NW WTP microfiltration process. System includes compressors, dryers, and receiver tanks.	2016	\$78,319	open
00099267	SCADA NW WTP	2018	\$103,800	initiated
00099269	Replace on-line compliance turbidimeters at the NW WTP. On-line turbidimeters are required by regulators for process monitoring.	2017	\$48,622	open
00099270	Replace chemical feed pumps at the NW WTP.	2017	\$144,177	open
00099297	Purchase and install new security cameras for the NE Treatment Plant and NE Raw Water Pumping Plant	2017	\$123,852	posted to CPR
00099299	Purchase new tractor for solids handling process at NE WTP	2017	\$60,426	posted to CPR
00099527	Seismic retrofit of the storage tank inlet and outlet with EBAA Flex Trend connections Sta.210-T1. Inlet and outlets are 12-inches in diameter and 16-inches in diameter respectively.	2018	\$148,886	open
00099561	repl 8" fill valve meter at NWTP	2015	\$8,135	posted to CPR
00099719	Arsenic Treatment Well 202-01	2017	\$1,769,485	open
00099780	Replace all modules (360 total) on the four production racks at NW WTP.	2017	\$347,429	posted to CPR

RO Plant Table 5
All 2015 GRC Projects Report

AC4-8D

101 - Bakersfield (BAK) - District

Project	Description	Adopted Year	Adopted Budget	PowerPlan Status
00099781	Convert backwash recovery rack at NW WTP to a production rack.	2017	\$416,651	in service
00099820	New well addition in S West - Well #1 Prospective Well Location To Be At Station 198	2018	\$1,964,470	open
00099821	Water supply South West - New Well	2018	\$2,039,120	open
00100284	Brite St. main relocations	2015	\$102,671	posted to CPR
00100530	Re-route drains - NW WTP	2015	\$4,281	posted to CPR
00100531	Rebuild chemical transfer system	2015	\$24,657	posted to CPR
00101575	The existing "farm" tanks Sta. 87 cannot be taken out of service for any maintenance works without need to shut down entire station operations first.	2016	\$37,311	posted to CPR
00102082	Conversion of 930 Flat Rate Services to Metered Services	2016	\$930,000	posted to CPR
00102083	Conversion of 930 Flat Rate Services to Metered Services	2016	\$930,000	posted to CPR
00102087	Conversion of 930 Flat Rate Services to Metered Services	2017	\$953,249	posted to CPR
00102088	Conversion of 930 Flat Rate Services to Metered Services	2017	\$953,249	open
00102089	Conversion of 930 Flat Rate Services to Metered Services	2018	\$977,080	initiated
00102090	Conversion of 930 Flat Rate Services to Metered Services	2018	\$977,080	initiated
101MRP16	2016 Main Replacement Program Bakersfield	2016	\$5,764,150	see detail
101MRP17	2017 Main Replacement Program Bakersfield	2017	\$5,908,254	see detail
101MRP18	2018 Main Replacement Program Bakersfield	2018	\$6,055,960	see detail
BKD0900	Meter Replacement Program	2016	\$413,783	open

RO Plant Table 5
All 2015 GRC Projects Report

AC4-8D

101 - Bakersfield (BAK) - District

Project	Description	Adopted Year	Adopted Budget	PowerPlan Status
BKD0900	Meter Replacement Program	2017	\$424,128	open
BKD0900	Meter Replacement Program	2018	\$434,731	open
BKD0900	Meter Replacement Program	2015	\$425,231	open

RO Plant Table 6

AC7-8Gcancelled

Report on 2015 GRC Cancelled Projects

101 - Bakersfield (BAK) - District

Project	Description	Adopted Year	Adopted Budget	PowerPlan Status
00098444	BK 89 Galvanized Metal Building removal and replacement	2017	\$331,140	cancelled

RO Plant Table 7

AC8

Recorded versus Estimated Plant Additions

101 - Bakersfield (BAK)

Plant Additions	2015	2016	2017
CPUC Adopted	\$22,262,105	\$19,883,359	\$20,151,140
Recorded	\$16,922,880	\$33,221,522	\$28,164,084

ATTACHMENT B

PLANT ADDITIONS FOR 5 RECORDED YEARS

Bakersfield

District	Sub-Area	Year	Work Order Number	Work Order Description	Work Order Type	UPIS Account	Actual Cost
Bakersfield		2012	4865	Airport Acres Improvements	CWSCO Non-Spec Water Reg Contributn	103434	72,897.00
Bakersfield		2012	4865	Airport Acres Improvements	CWSCO Non-Spec Water Reg Contributn	103435	13,189.00
Bakersfield		2012	4865	Airport Acres Improvements	CWSCO Non-Spec Water Reg Contributn	103436	217,564.00
Bakersfield		2012	4865	Airport Acres Improvements	CWSCO Non-Spec Water Reg Contributn	103450	69,190.23
Bakersfield		2012	4865	Airport Acres Improvements	CWSCO Non-Spec Water Reg Contributn	103480	28,376.00
Bakersfield		2012	5795	3900 Berkshire Rd. Inst 1-8"	CWSCO Non-Spec Water Reg Contributn	103450	31,891.27
Bakersfield		2012	5795	3900 Berkshire Rd. Inst 1-8"	CWSCO Non-Spec Water Reg Contributn	103480	21,870.00
Bakersfield		2012	8942	REPLACE GEN/SET @ STA 183	CWSCO Specific Water Regulated	103240	180,065.75
Bakersfield		2012	10297	Tract 6000-2 Inst Mains&Serv	CWSCO Non-Spec Water Reg Extension	103434	4,810.00
Bakersfield		2012	10297	Tract 6000-2 Inst Mains&Serv	CWSCO Non-Spec Water Reg Extension	103435	406,952.49
Bakersfield		2012	10297	Tract 6000-2 Inst Mains&Serv	CWSCO Non-Spec Water Reg Extension	103436	142,794.00
Bakersfield		2012	10297	Tract 6000-2 Inst Mains&Serv	CWSCO Non-Spec Water Reg Extension	103450	27,834.00
Bakersfield		2012	10297	Tract 6000-2 Inst Mains&Serv	CWSCO Non-Spec Water Reg Extension	103480	41,026.00
Bakersfield		2012	10469	Tract 6299 Water Study	CWSCO Non-Spec Water Reg Contributn	103434	9,833.31
Bakersfield		2012	11794	Tract 5989 Inst Mains&Serv	CWSCO Non-Spec Water Reg Extension	103436	35,708.00
Bakersfield		2012	11794	Tract 5989 Inst Mains&Serv	CWSCO Non-Spec Water Reg Extension	103450	14,160.00
Bakersfield		2012	11794	Tract 5989 Inst Mains&Serv	CWSCO Non-Spec Water Reg Extension	103480	5,651.00
Bakersfield		2012	12772	Section 20, Tanks & Mains	CWSCO Non-Spec Water Reg Extension	103420	1,712,926.20
Bakersfield		2012	12985	Tract 6243 1&2 Inst Mains&Serv	CWSCO Non-Spec Water Reg Extension	103435	121,165.00
Bakersfield		2012	12985	Tract 6243 1&2 Inst Mains&Serv	CWSCO Non-Spec Water Reg Extension	103436	30,711.00
Bakersfield		2012	12985	Tract 6243 1&2 Inst Mains&Serv	CWSCO Non-Spec Water Reg Extension	103450	22,602.00
Bakersfield		2012	12985	Tract 6243 1&2 Inst Mains&Serv	CWSCO Non-Spec Water Reg Extension	103480	24,662.00
Bakersfield		2012	14570	Tract 6452-1 Inst Mains&Serv	CWSCO Non-Spec Water Reg Extension	103434	8,709.00
Bakersfield		2012	14570	Tract 6452-1 Inst Mains&Serv	CWSCO Non-Spec Water Reg Extension	103436	174,713.00
Bakersfield		2012	14570	Tract 6452-1 Inst Mains&Serv	CWSCO Non-Spec Water Reg Extension	103450	48,652.01
Bakersfield		2012	14570	Tract 6452-1 Inst Mains&Serv	CWSCO Non-Spec Water Reg Extension	103480	32,338.00
Bakersfield		2012	14990	.5 TON PICKUP - ADDITIONAL	CWSCO Specific Water Regulated	103730	38,418.93
Bakersfield		2012	15165	Tract 6297-4 Inst Mains&Serv	CWSCO Non-Spec Water Reg Extension	103435	159,550.00
Bakersfield		2012	15165	Tract 6297-4 Inst Mains&Serv	CWSCO Non-Spec Water Reg Extension	103436	51,159.00
Bakersfield		2012	15165	Tract 6297-4 Inst Mains&Serv	CWSCO Non-Spec Water Reg Extension	103450	24,218.99
Bakersfield		2012	15165	Tract 6297-4 Inst Mains&Serv	CWSCO Non-Spec Water Reg Extension	103480	11,641.01
Bakersfield		2012	15166	Tract 6297-5 Inst Mains&Serv	CWSCO Non-Spec Water Reg Extension	103435	29,488.00
Bakersfield		2012	15166	Tract 6297-5 Inst Mains&Serv	CWSCO Non-Spec Water Reg Extension	103436	89,801.99
Bakersfield		2012	15166	Tract 6297-5 Inst Mains&Serv	CWSCO Non-Spec Water Reg Extension	103450	26,191.99
Bakersfield		2012	15166	Tract 6297-5 Inst Mains&Serv	CWSCO Non-Spec Water Reg Extension	103480	11,355.02

Bakersfield

District	Sub-Area	Year	Work Order Number	Work Order Description	Work Order Type	UPIS Account	Actual Cost
Bakersfield		2012	15217	Tract 6446-1&2 Inst Mains&Serv	CWSCO Non-Spec Water Reg Extension	103434	26,835.99
Bakersfield		2012	15217	Tract 6446-1&2 Inst Mains&Serv	CWSCO Non-Spec Water Reg Extension	103435	34,642.00
Bakersfield		2012	15217	Tract 6446-1&2 Inst Mains&Serv	CWSCO Non-Spec Water Reg Extension	103436	404,550.00
Bakersfield		2012	15217	Tract 6446-1&2 Inst Mains&Serv	CWSCO Non-Spec Water Reg Extension	103450	75,313.00
Bakersfield		2012	15217	Tract 6446-1&2 Inst Mains&Serv	CWSCO Non-Spec Water Reg Extension	103480	47,903.01
Bakersfield		2012	15897	Tract 5982-Ph1 Inst Mains&Serv	CWSCO Non-Spec Water Reg Contributn	103436	7,947.00
Bakersfield		2012	15897	Tract 5982-Ph1 Inst Mains&Serv	CWSCO Non-Spec Water Reg Contributn	103480	5,712.00
Bakersfield		2012	17362	Upgrade Pump & Motor - Sta. 158-01	CWSCO Specific Water Regulated	103240	72,718.65
Bakersfield		2012	18632	Tract 6535 Inst Mains & Serv	CWSCO Non-Spec Water Reg Extension	103436	102,074.00
Bakersfield		2012	18632	Tract 6535 Inst Mains & Serv	CWSCO Non-Spec Water Reg Extension	103450	103,180.95
Bakersfield		2012	18632	Tract 6535 Inst Mains & Serv	CWSCO Non-Spec Water Reg Extension	103480	24,016.00
Bakersfield		2012	18876	12000 Olive Dr. Inst Main&FPS	CWSCO Non-Spec Water Reg Contributn	103435	(625.00)
Bakersfield		2012	18876	12000 Olive Dr. Inst Main&FPS	CWSCO Non-Spec Water Reg Contributn	103436	(12,683.00)
Bakersfield		2012	18876	12000 Olive Dr. Inst Main&FPS	CWSCO Non-Spec Water Reg Contributn	103450	(5,201.00)
Bakersfield		2012	19484	Replace 10 Flow Meters	CWSCO Specific Water Regulated	103240	97,905.57
Bakersfield		2012	19595	Tract 6850-1 Inst Mains&Serv	CWSCO Non-Spec Water Reg Extension	103434	13,775.98
Bakersfield		2012	19595	Tract 6850-1 Inst Mains&Serv	CWSCO Non-Spec Water Reg Extension	103435	184,674.01
Bakersfield		2012	19595	Tract 6850-1 Inst Mains&Serv	CWSCO Non-Spec Water Reg Extension	103436	266,853.99
Bakersfield		2012	19595	Tract 6850-1 Inst Mains&Serv	CWSCO Non-Spec Water Reg Extension	103450	65,520.01
Bakersfield		2012	19595	Tract 6850-1 Inst Mains&Serv	CWSCO Non-Spec Water Reg Extension	103480	43,120.01
Bakersfield		2012	20094	6" PVC - Kingsley Lane	CWSCO Specific Water Regulated	103436	56,824.97
Bakersfield		2012	20095	6" PVC - Tailsman Drive	CWSCO Specific Water Regulated	103436	310,826.48
Bakersfield		2012	20115	8" PVC - Real Road	CWSCO Specific Water Regulated	103436	602,828.76
Bakersfield		2012	20173	Landscape 3/4" Rock - Sta. 39	CWSCO Specific Water Regulated	103210	18,293.29
Bakersfield		2012	20173	Landscape 3/4" Rock - Sta. 39	CWSCO Specific Water Regulated	103210	42.65
Bakersfield		2012	20178	Driveway & Fence - Sta. 91	CWSCO Specific Water Regulated	103210	8,569.09
Bakersfield		2012	20178	Driveway & Fence - Sta. 91	CWSCO Specific Water Regulated	103211	12,644.16
Bakersfield		2012	20203	ChainLink Fence & 3/4" Rock -Sta 37	CWSCO Specific Water Regulated	103210	10,806.71
Bakersfield		2012	20203	ChainLink Fence & 3/4" Rock -Sta 37	CWSCO Specific Water Regulated	103210	24.91
Bakersfield		2012	20207	ChainLink Fence & 3/4" Rock-Sta 127	CWSCO Specific Water Regulated	103210	14,373.86
Bakersfield		2012	20245	2 Sewer Lift Pumps - NE BKTP	CWSCO Specific Water Regulated	103240	17,622.23
Bakersfield		2012	20246	Chemical Transport Tubing - NE WTP	CWSCO Specific Water Regulated	103320	23,457.62
Bakersfield		2012	20246	Chemical Transport Tubing - NE WTP	CWSCO Specific Water Regulated	103320	(224.33)
Bakersfield		2012	20248	Replace Filter Cartridges - NE BKTP	CWSCO Specific Water Regulated	103320	540,498.39
Bakersfield		2012	20300	Landscape & Irrigation - Sta. 126	CWSCO Specific Water Regulated	103210	2,970.00

Bakersfield

District	Sub-Area	Year	Work Order Number	Work Order Description	Work Order Type	UPIS Account	Actual Cost
Bakersfield		2012	20301	STA 155 FENCE REPLACEMENT	CWSCO Specific Water Regulated	103210	14,211.85
Bakersfield		2012	20302	STA 36 LANDSCAPE & IRRIGATION	CWSCO Specific Water Regulated	103210	5,034.00
Bakersfield		2012	20303	STA 5 CHAINLINK FENCE	CWSCO Specific Water Regulated	103210	15,783.02
Bakersfield		2012	20310	Office - Replace 3 Office Cubicles	CWSCO Specific Water Regulated	103720	28,409.60
Bakersfield		2012	20351	BK 29-02: REPLACE PUMP EQUIP	CWSCO Specific Water Regulated	103240	146,827.88
Bakersfield		2012	20499	Field - Field Equipment	CWSCO Specific Water Regulated	103780	37,703.48
Bakersfield		2012	20557	Conversion of Flat Rate to Metered	CWSCO Specific Water Regulated	103450	20,825.30
Bakersfield		2012	20637	15 Eyewash Stations - Various	CWSCO Specific Water Regulated	103210	265.84
Bakersfield		2012	20637	15 Eyewash Stations - Various	CWSCO Specific Water Regulated	103210	66.91
Bakersfield		2012	20780	Conversion of Flat Rate to Metered	CWSCO Specific Water Regulated	103450	1,095,403.45
Bakersfield		2012	20780	Conversion of Flat Rate to Metered	CWSCO Specific Water Regulated	103460	160,116.85
Bakersfield		2012	20780	Conversion of Flat Rate to Metered	CWSCO Specific Water Regulated	103780	1,685.23
Bakersfield		2012	21374	ALTA VISTA KNOTTS GOODMAN	CWSCO Specific Water Regulated	103436	463,521.32
Bakersfield		2012	21374	ALTA VISTA KNOTTS GOODMAN	CWSCO Specific Water Regulated	103450	3,424.98
Bakersfield		2012	21374	ALTA VISTA KNOTTS GOODMAN	CWSCO Specific Water Regulated	103480	3,703.82
Bakersfield		2012	27950	Santa Fe Apts - Union Ave.	CWSCO Non-Spec Water Reg Extension	103433	13,747.00
Bakersfield		2012	27950	Santa Fe Apts - Union Ave.	CWSCO Non-Spec Water Reg Extension	103436	58,453.00
Bakersfield		2012	27950	Santa Fe Apts - Union Ave.	CWSCO Non-Spec Water Reg Extension	103450	17,208.49
Bakersfield		2012	27950	Santa Fe Apts - Union Ave.	CWSCO Non-Spec Water Reg Extension	103480	18,821.00
Bakersfield		2012	33488	Replace 1.75 ton C&C V202074	CWSCO Specific Water Regulated	103730	(675.00)
Bakersfield		2012	36947	VFD Station 176	CWSCO Non-Spec Water Reg Contributn	103240	61,433.63
Bakersfield		2012	41787	Stewart St. Main Extension	CWSCO Non-Spec Water Reg Contributn	103436	44,233.00
Bakersfield		2012	41787	Stewart St. Main Extension	CWSCO Non-Spec Water Reg Contributn	103480	7,659.00
Bakersfield		2012	48130	4600 Ming Ave. Inst 4" FPS	CWSCO Non-Spec Water Reg Contributn	103450	6,121.00
Bakersfield		2012	51448	1125 E. Calif. Ext Main & Inst FPS	CWSCO Non-Spec Water Reg Contributn	103436	21,503.00
Bakersfield		2012	51448	1125 E. Calif. Ext Main & Inst FPS	CWSCO Non-Spec Water Reg Contributn	103450	1,470.00
Bakersfield		2012	51448	1125 E. Calif. Ext Main & Inst FPS	CWSCO Non-Spec Water Reg Contributn	103480	1,876.00
Bakersfield		2012	53670	Repl. F/H'S in BK Syst. in 2011	CWSCO Non-Spec Water Regulated	103480	149,236.76
Bakersfield		2012	54528	4110 Wible Rd. - 8" Tee & Valve	CWSCO Non-Spec Water Regulated	103434	29,950.64
Bakersfield		2012	54528	4110 Wible Rd. - 8" Tee & Valve	CWSCO Non-Spec Water Regulated	103434	233.16
Bakersfield		2012	55350	Replace Valve 100 blk Brundage	CWSCO Non-Spec Water Regulated	103434	66,949.01
Bakersfield		2012	56148	6451 Rosedale Hwy Rel 4" Meter	CWSCO Non-Spec Water Reg Contributn	103450	27,756.00
Bakersfield		2012	57748	1431 Union Ave. Ext. Main	CWSCO Non-Spec Water Reg Contributn	103435	19,863.32
Bakersfield		2012	57748	1431 Union Ave. Ext. Main	CWSCO Non-Spec Water Reg Contributn	103450	14,078.64
Bakersfield		2012	58252	Replace Online Turbidimeter NEBKTP	CWSCO Non-Spec Water Regulated	103320	5,736.22

Bakersfield

District	Sub-Area	Year	Work Order Number	Work Order Description	Work Order Type	UPIS Account	Actual Cost
Bakersfield		2012	59452	Calif & "S" Street Rel. F/H	CWSCO Non-Spec Water Reg Contributn	103480	2,825.94
Bakersfield		2012	66689	Lay 83'-8"PVC-2904-2908 BERGER	CWSCO Non-Spec Water Regulated	103436	28,748.04
Bakersfield		2012	67093	901 Plantation Ave.Replace Valve	CWSCO Non-Spec Water Regulated	103434	4,883.72
Bakersfield		2012	67369	New Pump and Motor Station 178	CWSCO Non-Spec Water Regulated	103240	47,399.03
Bakersfield		2012	67594	Alley E.side "Q"st. bet.21st.& 22nd	CWSCO Non-Spec Water Regulated	103435	4,309.78
Bakersfield		2012	68030	pH Meters (21) Upgrade	CWSCO Non-Spec Water Reg Equipment	103750	1,578.35
Bakersfield		2012	68129	Pressure vessel re-lining	CWSCO Non-Spec Water Regulated	103240	(145.25)
Bakersfield		2012	68149	City Hills Dr. & Cordonata Way	CWSCO Non-Spec Water Regulated	103450	3,647.49
Bakersfield		2012	68195	2151 College Ave. Inst. 1-2" Serv	CWSCO Non-Spec Water Reg Contributn	103450	11,063.36
Bakersfield		2012	68414	5001 Ming Ave. Rel. F/H	CWSCO Non-Spec Water Reg Contributn	103480	14,406.70
Bakersfield		2012	68577	New motor,pipe & cable Sta 161	CWSCO Non-Spec Water Regulated	103240	(2,586.08)
Bakersfield		2012	68633	New 0.5 PU Pump Operator	CWSCO Non-Spec Water Reg Equipment	103730	37,876.46
Bakersfield		2012	68633	New 0.5 PU Pump Operator	CWSCO Non-Spec Water Reg Equipment	103730	(1,747.00)
Bakersfield		2012	68870	Inst. Air Release 1209 West Point	CWSCO Non-Spec Water Regulated	103434	14,509.50
Bakersfield		2012	69190	Rep.&Inst 2-4"G.V.1900 Truxtun	CWSCO Non-Spec Water Regulated	103434	23,741.86
Bakersfield		2012	69350	1919 "G" Street	CWSCO Non-Spec Water Regulated	103434	9,796.61
Bakersfield		2012	69350	1919 "G" Street	CWSCO Non-Spec Water Regulated	103434	22.59
Bakersfield		2012	69469	4828 BARRY STREET	CWSCO Non-Spec Water Regulated	103434	4,009.02
Bakersfield		2012	69829	PAINT INTERIOR COMPLETE - 216 T1	CWSCO Non-Spec Water Regulated	103421	499,594.52
Bakersfield		2012	70150	rpl fire hyd and bury So H Fairview	CWSCO Non-Spec Water Regulated	103480	11,312.80
Bakersfield		2012	70150	rpl fire hyd and bury So H Fairview	CWSCO Non-Spec Water Regulated	103480	26.08
Bakersfield		2012	70169	repl fire hydrant 3001 Buck Owens	CWSCO Non-Spec Water Regulated	103480	1,924.58
Bakersfield		2012	70169	repl fire hydrant 3001 Buck Owens	CWSCO Non-Spec Water Regulated	103480	4.44
Bakersfield		2012	70472	5 inverters@49 156 157 150 116H	CWSCO Non-Spec Water Regulated	103240	1,207.17
Bakersfield		2012	70509	N.E.Corner Virginia Av.& Easter st.	CWSCO Non-Spec Water Regulated	103434	1,343.21
Bakersfield		2012	70509	N.E.Corner Virginia Av.& Easter st.	CWSCO Non-Spec Water Regulated	103435	13,432.32
Bakersfield		2012	70589	replace 5 BK panel flow monitors	CWSCO Non-Spec Water Regulated	103240	7,140.80
Bakersfield		2012	70854	3535 Bernard St.	CWSCO Non-Spec Water Regulated	103434	6,643.38
Bakersfield		2012	70855	S.W.COR.HOOPER & WESTPARK	CWSCO Non-Spec Water Regulated	103434	6,435.24
Bakersfield		2012	70874	3401 Fruitvale Inst. F/H	CWSCO Non-Spec Water Reg Contributn	103480	11,896.15
Bakersfield		2012	71076	Colunbus St. & Berger St.	CWSCO Non-Spec Water Regulated	103436	26,479.04
Bakersfield		2012	71393	250 Washington Inst. 6" FPS	CWSCO Non-Spec Water Reg Contributn	103450	10,003.55
Bakersfield		2012	71453	2701 Ming Ave.	CWSCO Non-Spec Water Regulated	103434	4,938.97
Bakersfield		2012	71494	3122 Nelson st.& 3116 Bucknell st.	CWSCO Non-Spec Water Regulated	103434	1,093.92
Bakersfield		2012	71494	3122 Nelson st.& 3116 Bucknell st.	CWSCO Non-Spec Water Regulated	103436	39,381.10

Bakersfield

District	Sub-Area	Year	Work Order Number	Work Order Description	Work Order Type	UPIS Account	Actual Cost
Bakersfield		2012	72213	2900 & 3122 Nelson St.	CWSCO Non-Spec Water Regulated	103434	13,661.33
Bakersfield		2012	72213	2900 & 3122 Nelson St.	CWSCO Non-Spec Water Regulated	103434	29.72
Bakersfield		2012	72275	2900 Nelson Street	CWSCO Non-Spec Water Regulated	103436	18,047.35
Bakersfield		2012	72275	2900 Nelson Street	CWSCO Non-Spec Water Regulated	103436	41.61
Bakersfield		2012	72733	New 12" CV & Disc Line	CWSCO Non-Spec Water Regulated	103240	24,803.76
Bakersfield		2012	72853	Repl.F/H's in Bk Syst.in 2012	CWSCO Non-Spec Water Regulated	103480	19,671.96
Bakersfield		2012	72853	Repl.F/H's in Bk Syst.in 2012	CWSCO Non-Spec Water Regulated	103480	83.97
Bakersfield		2012	72953	Replace Valve Casings & Covers	CWSCO Non-Spec Water Regulated	103434	49,441.71
Bakersfield		2012	72953	Replace Valve Casings & Covers	CWSCO Non-Spec Water Regulated	103434	81.54
Bakersfield		2012	73553	Cedar Falls Dr. & Willow Grove Ln.	CWSCO Non-Spec Water Regulated	103434	16,359.24
Bakersfield		2012	73634	New Energy Efficient Well Motor 195	CWSCO Non-Spec Water Regulated	103240	12,448.39
Bakersfield		2012	73634	New Energy Efficient Well Motor 195	CWSCO Non-Spec Water Regulated	103240	28.70
Bakersfield		2012	73654	New Section Disc Line Stat 134	CWSCO Non-Spec Water Regulated	103240	7,959.64
Bakersfield		2012	73654	New Section Disc Line Stat 134	CWSCO Non-Spec Water Regulated	103240	18.35
Bakersfield		2012	74333	1150 Belle Terrace	CWSCO Non-Spec Water Regulated	103435	12,795.71
Bakersfield		2012	74333	1150 Belle Terrace	CWSCO Non-Spec Water Regulated	103436	57,580.70
Bakersfield		2012	74654	1030 E.18th.st.	CWSCO Non-Spec Water Regulated	103434	1,057.23
Bakersfield		2012	74654	1030 E.18th.st.	CWSCO Non-Spec Water Regulated	103436	16,915.65
Bakersfield		2012	74660	Replace V204063	CWSCO Non-Spec Water Reg Equipment	103730	31,869.66
Bakersfield		2012	75093	replace 25 CL2 tanks	CWSCO Non-Spec Water Regulated	103320	19,977.77
Bakersfield		2012	75333	replace 5 BK panel flow monitors	CWSCO Non-Spec Water Regulated	103240	8,508.64
Bakersfield		2012	75333	replace 5 BK panel flow monitors	CWSCO Non-Spec Water Regulated	103240	1,474.16
Bakersfield		2012	75393	replace 5 LMI chemical pumps	CWSCO Non-Spec Water Regulated	103320	4,880.61
Bakersfield		2012	76173	640 & 900 Belle Terrace	CWSCO Non-Spec Water Regulated	103434	18,500.86
Bakersfield		2012	76353	3031 Alta Vista Dr	CWSCO Non-Spec Water Regulated	103434	13,541.46
Bakersfield		2012	76555	1930 - R st.(NE. Corner 20th & R)	CWSCO Non-Spec Water Regulated	103434	10,676.95
Bakersfield		2012	77454	BK 140 BREAKER REPLACEMENT	CWSCO Non-Spec Water Regulated	103240	3,281.41
Bakersfield		2012	77613	Replace Valve Casings & Covers	CWSCO Non-Spec Water Regulated	103434	58,333.98
Bakersfield		2012	77620	Repl. F/H's in BK. Syst. 2012	CWSCO Non-Spec Water Regulated	103480	23,369.26
Bakersfield		2012	79833	1930 & 2020 Truxtun Ave.	CWSCO Non-Spec Water Regulated	103434	9,710.57
Bakersfield		2012	80536	NEW PUMP AND COLUMN 105-01	CWSCO Non-Spec Water Regulated	103240	73,341.83
Bakersfield		2012	81873	5 pulsatron pumps @ sta 146	CWSCO Non-Spec Water Regulated	103320	4,845.51
Bakersfield		2012	82617	30 Chairs for BK Field Conf Room	CWSCO Non-Spec Water Reg Equipment	103720	4,472.10
Bakersfield		2012	82817	Unsched Main Replacements 2012	CWSCO Non-Spec Water Regulated	103436	74,099.64
Bakersfield		2012	82857	Unsched Main Valve Replacemt 2012	CWSCO Non-Spec Water Regulated	103434	18,592.22

Bakersfield

District	Sub-Area	Year	Work Order Number	Work Order Description	Work Order Type	UPIS Account	Actual Cost
Bakersfield		2012	83957	BK 2-10 Stamped Concrete	CWSCO Non-Spec Water Regulated	103211	17,594.49
Bakersfield		2012	84899	REPLACE SHAFT& COLUMN PIPE 2-10	CWSCO Non-Spec Water Regulated	103240	16,841.97
Bakersfield		2012	84977	Rebuild Motor at Station 77	CWSCO Non-Spec Water Regulated	103240	4,209.21
Bakersfield		2012	85639	NEW SUB MOTOR AT 178-01	CWSCO Non-Spec Water Regulated	103240	49,347.74
Bakersfield		2012	86217	New Motor Bearings Station 42	CWSCO Non-Spec Water Regulated	103240	5,344.35
Bakersfield		2012	BKD0600	SERVICES -- ALL SIZES	CWSCO Non-Spec Water Regulated	103450	1,560,828.61
Bakersfield		2012	BKD0800	INSTALL / RETIRE METERS	CWSCO Non-Spec Water Regulated	103460	263,895.56
Bakersfield		2012	BKD0900	Meter Replacement Program	CWSCO Specific Water Regulated	103460	432,669.55
Bakersfield		2012	BKD7489	ANNEXATION OF UNION AVE #10, O	CWSCO Non-Spec Water Reg Contributn	103436	333,298.77
Bakersfield		2012	BKD7489	ANNEXATION OF UNION AVE #10, O	CWSCO Non-Spec Water Reg Contributn	103480	87,569.36
Bakersfield		2012	BKD7638	INSTALL 1-8" FIRE SERVICE	CWSCO Non-Spec Water Reg Extension	103435	7,254.00
Bakersfield		2012	BKD7638	INSTALL 1-8" FIRE SERVICE	CWSCO Non-Spec Water Reg Extension	103450	3,237.00
							<u>\$ 13,942,335.74</u>

Bakersfield

District	Sub-Area	Year	Work Order Number	Work Order Description	Work Order Type	UPIS Account	Actual Cost
Bakersfield		2013	6908	Tract 5923-3 Inst Main & Serv	CWSCO Non-Spec Water Reg Extension	103436	38,607.00
Bakersfield		2013	6908	Tract 5923-3 Inst Main & Serv	CWSCO Non-Spec Water Reg Extension	103450	18,614.00
Bakersfield		2013	6908	Tract 5923-3 Inst Main & Serv	CWSCO Non-Spec Water Reg Extension	103480	3,517.00
Bakersfield		2013	7857	2400 So. P St. Inst Main & Ser	CWSCO Non-Spec Water Reg Contributn	103436	21,037.00
Bakersfield		2013	7857	2400 So. P St. Inst Main & Ser	CWSCO Non-Spec Water Reg Contributn	103450	3,342.00
Bakersfield		2013	7857	2400 So. P St. Inst Main & Ser	CWSCO Non-Spec Water Reg Contributn	103480	4,200.00
Bakersfield		2013	10993	BK PUMP REPLACEMENT	CWSCO Specific Water Regulated	103240	32,502.63
Bakersfield		2013	12748	Pacheco&Wible Ext Main & Serv	CWSCO Non-Spec Water Reg Contributn	103435	24,174.46
Bakersfield		2013	12748	Pacheco&Wible Ext Main & Serv	CWSCO Non-Spec Water Reg Contributn	103450	17,172.00
Bakersfield		2013	15135	Tract 6406-6 Inst Mains&Serv	CWSCO Non-Spec Water Reg Extension	103436	170,559.00
Bakersfield		2013	15135	Tract 6406-6 Inst Mains&Serv	CWSCO Non-Spec Water Reg Extension	103450	74,703.00
Bakersfield		2013	15135	Tract 6406-6 Inst Mains&Serv	CWSCO Non-Spec Water Reg Extension	103480	26,550.00
Bakersfield		2013	15225	Tract 6480 Inst Mains&Serv	CWSCO Non-Spec Water Reg Extension	103435	183,455.00
Bakersfield		2013	15225	Tract 6480 Inst Mains&Serv	CWSCO Non-Spec Water Reg Extension	103436	282,491.00
Bakersfield		2013	15225	Tract 6480 Inst Mains&Serv	CWSCO Non-Spec Water Reg Extension	103450	92,526.00
Bakersfield		2013	15225	Tract 6480 Inst Mains&Serv	CWSCO Non-Spec Water Reg Extension	103480	51,010.00
Bakersfield		2013	15441	Tract 6338-1 & 3 Inst Mains	CWSCO Non-Spec Water Reg Extension	103434	10,192.00
Bakersfield		2013	15441	Tract 6338-1 & 3 Inst Mains	CWSCO Non-Spec Water Reg Extension	103436	226,848.00
Bakersfield		2013	15441	Tract 6338-1 & 3 Inst Mains	CWSCO Non-Spec Water Reg Extension	103450	98,224.00
Bakersfield		2013	15441	Tract 6338-1 & 3 Inst Mains	CWSCO Non-Spec Water Reg Extension	103480	32,256.00
Bakersfield		2013	16243	White Lane Main Exten.	CWSCO Non-Spec Water Reg Contributn	103436	3,876.94
Bakersfield		2013	16243	White Lane Main Exten.	CWSCO Non-Spec Water Reg Contributn	103450	7,276.00
Bakersfield		2013	17363	Replace Booster Pump - Sta. 116-G	CWSCO Specific Water Regulated	103240	82,459.74
Bakersfield		2013	17363	Replace Booster Pump - Sta. 116-G	CWSCO Specific Water Regulated	103240	2,075.00
Bakersfield		2013	17873	Security Mitigation Improvements	CWSCO Specific Water Regulated	103210	388,915.11
Bakersfield		2013	17873	Security Mitigation Improvements	CWSCO Specific Water Regulated	103241	6,986.46
Bakersfield		2013	17999	Paint Int. & CP System - Sta 148 T1	CWSCO Specific Water Regulated	103420	25,963.41
Bakersfield		2013	17999	Paint Int. & CP System - Sta 148 T1	CWSCO Specific Water Regulated	103421	170,981.98
Bakersfield		2013	17999	Paint Int. & CP System - Sta 148 T1	CWSCO Specific Water Regulated	103421	706.01
Bakersfield		2013	19419	2901 Ming Av Relocate 12" Main	CWSCO Non-Spec Water Reg Contributn	103435	83,855.00
Bakersfield		2013	19419	2901 Ming Av Relocate 12" Main	CWSCO Non-Spec Water Reg Contributn	103450	13,776.00
Bakersfield		2013	19419	2901 Ming Av Relocate 12" Main	CWSCO Non-Spec Water Reg Contributn	103480	25,947.00
Bakersfield		2013	19739	Paint Int. - BK Panorama Tank2	CWSCO Specific Water Regulated	103420	41,000.03
Bakersfield		2013	19739	Paint Int. - BK Panorama Tank2	CWSCO Specific Water Regulated	103421	754,456.56
Bakersfield		2013	19739	Paint Int. - BK Panorama Tank2	CWSCO Specific Water Regulated	103421	(5,062.92)
Bakersfield		2013	20192	6" PVC - Oleander Street	CWSCO Specific Water Regulated	103436	115,933.87

Bakersfield

District	Sub-Area	Year	Work Order Number	Work Order Description	Work Order Type	UPIS Account	Actual Cost
Bakersfield		2013	20202	6" PVC - Center Street	CWSCO Specific Water Regulated	103436	326,053.10
Bakersfield		2013	20205	Floor Epoxy Coating - Sta. 162	CWSCO Specific Water Regulated	103210	6,480.00
Bakersfield		2013	20206	6" PVC - Griffiths Street	CWSCO Specific Water Regulated	103436	244,841.63
Bakersfield		2013	20206	6" PVC - Griffiths Street	CWSCO Specific Water Regulated	103480	2,572.88
Bakersfield		2013	20209	6" PVC - River Blvd.	CWSCO Specific Water Regulated	103436	236,825.05
Bakersfield		2013	20210	8" PVC - P Street	CWSCO Specific Water Regulated	103436	254,640.47
Bakersfield		2013	20211	6" PVC - Frazier Street	CWSCO Specific Water Regulated	103436	175,885.55
Bakersfield		2013	20247	Replace Filter Cartridges - NE BKTP	CWSCO Specific Water Regulated	103320	433,936.57
Bakersfield		2013	20306	Office - Field Office Furniture	CWSCO Specific Water Regulated	103720	27,634.15
Bakersfield		2013	20307	FIELD OFFICE FURNITURE	CWSCO Specific Water Regulated	103720	27,088.36
Bakersfield		2013	20342	BK 73-D: REPLACE PUMP EQUIP	CWSCO Specific Water Regulated	103240	49,297.61
Bakersfield		2013	20480	2012 MISC. FIELD EQUIPMENT	CWSCO Specific Water Regulated	103780	27,843.12
Bakersfield		2013	20781	FLAT TO METER CONVERSIONS 2012	CWSCO Specific Water Regulated	103450	1,358,227.23
Bakersfield		2013	20781	FLAT TO METER CONVERSIONS 2012	CWSCO Specific Water Regulated	103450	2,687.11
Bakersfield		2013	20781	FLAT TO METER CONVERSIONS 2012	CWSCO Specific Water Regulated	103460	168,281.81
Bakersfield		2013	20781	FLAT TO METER CONVERSIONS 2012	CWSCO Specific Water Regulated	103780	9,335.42
Bakersfield		2013	20785	EQUIP-TOOLS FOR OPERATORS	CWSCO Specific Water Regulated	103750	4,690.41
Bakersfield		2013	20975	Sample Storage Room Upgrade	CWSCO Specific Water Regulated	103710	69,605.83
Bakersfield		2013	21191	20 SCADA RTUs	CWSCO Specific Water Regulated	103241	362,674.85
Bakersfield		2013	24307	2200 Quincy Inst 6" FPS	CWSCO Non-Spec Water Reg Contributn	103450	13,445.00
Bakersfield		2013	24307	2200 Quincy Inst 6" FPS	CWSCO Non-Spec Water Reg Contributn	103480	14,825.00
Bakersfield		2013	24933	2739 Panama Lane	CWSCO Non-Spec Water Reg Contributn	103433	84,802.00
Bakersfield		2013	24933	2739 Panama Lane	CWSCO Non-Spec Water Reg Contributn	103450	12,208.00
Bakersfield		2013	24933	2739 Panama Lane	CWSCO Non-Spec Water Reg Contributn	103480	6,500.00
Bakersfield		2013	26087	BK 073-T3: Coat Int. and Upgrade CP	CWSCO Specific Water Regulated	103420	10,841.06
Bakersfield		2013	26087	BK 073-T3: Coat Int. and Upgrade CP	CWSCO Specific Water Regulated	103421	159,803.62
Bakersfield		2013	26129	BK 073-T1: Coat Int. and Upgrade CP	CWSCO Specific Water Regulated	103420	11,391.67
Bakersfield		2013	26129	BK 073-T1: Coat Int. and Upgrade CP	CWSCO Specific Water Regulated	103421	114,806.44
Bakersfield		2013	27067	BK 100-T4: Coat Int. and Upgrade CP	CWSCO Specific Water Regulated	103420	13,786.02
Bakersfield		2013	27067	BK 100-T4: Coat Int. and Upgrade CP	CWSCO Specific Water Regulated	103421	249,544.85
Bakersfield		2013	27108	BK 100-T1: Coat Int. and Upgrade CP	CWSCO Specific Water Regulated	103420	6,353.18
Bakersfield		2013	27108	BK 100-T1: Coat Int. and Upgrade CP	CWSCO Specific Water Regulated	103421	160,202.03
Bakersfield		2013	27108	BK 100-T1: Coat Int. and Upgrade CP	CWSCO Specific Water Regulated	103421	381.69
Bakersfield		2013	31588	4000 E.Brundage Inst 1-6" FPS	CWSCO Non-Spec Water Reg Contributn	103450	14,191.00
Bakersfield		2013	33148	REPLACE ANODES - BK Mt.Vernon Tank1	CWSCO Specific Water Regulated	103420	3,037.27
Bakersfield		2013	33148	REPLACE ANODES - BK Mt.Vernon Tank1	CWSCO Specific Water Regulated	103420	(45.79)

Bakersfield

District	Sub-Area	Year	Work Order Number	Work Order Description	Work Order Type	UPIS Account	Actual Cost
Bakersfield		2013	33887	7001 Auburn Ext. 12" Main	CWSCO Non-Spec Water Reg Contributn	103435	56,895.00
Bakersfield		2013	33887	7001 Auburn Ext. 12" Main	CWSCO Non-Spec Water Reg Contributn	103450	7,840.00
Bakersfield		2013	37947	3300 N. Sillect Inst 8" FPS	CWSCO Non-Spec Water Reg Contributn	103450	7,592.40
Bakersfield		2013	41847	Arrow Street Main Extension	CWSCO Non-Spec Water Reg Contributn	103435	48,070.00
Bakersfield		2013	44328	1200 E.Truxton Ave. Inst Main & FPS	CWSCO Non-Spec Water Reg Contributn	103436	7,145.00
Bakersfield		2013	44328	1200 E.Truxton Ave. Inst Main & FPS	CWSCO Non-Spec Water Reg Contributn	103450	4,764.00
Bakersfield		2013	45089	Bedford Green Main Extension	CWSCO Non-Spec Water Reg Contributn	103434	11,638.00
Bakersfield		2013	45089	Bedford Green Main Extension	CWSCO Non-Spec Water Reg Contributn	103435	172,285.00
Bakersfield		2013	45089	Bedford Green Main Extension	CWSCO Non-Spec Water Reg Contributn	103436	20,386.00
Bakersfield		2013	45089	Bedford Green Main Extension	CWSCO Non-Spec Water Reg Contributn	103480	11,515.00
Bakersfield		2013	47128	Creekview Villas - Inst. Mains	CWSCO Non-Spec Water Reg Contributn	103434	12,618.00
Bakersfield		2013	47128	Creekview Villas - Inst. Mains	CWSCO Non-Spec Water Reg Contributn	103436	78,076.00
Bakersfield		2013	47128	Creekview Villas - Inst. Mains	CWSCO Non-Spec Water Reg Contributn	103450	4,410.00
Bakersfield		2013	47128	Creekview Villas - Inst. Mains	CWSCO Non-Spec Water Reg Contributn	103480	6,738.00
Bakersfield		2013	51348	4004 Panama Ln. Inst. 1" Service	CWSCO Non-Spec Water Reg Contributn	103450	1,573.92
Bakersfield		2013	51431	4101 Wible Rd. Inst. F/H & FPS	CWSCO Non-Spec Water Reg Contributn	103435	48,100.00
Bakersfield		2013	51431	4101 Wible Rd. Inst. F/H & FPS	CWSCO Non-Spec Water Reg Contributn	103450	6,270.00
Bakersfield		2013	51431	4101 Wible Rd. Inst. F/H & FPS	CWSCO Non-Spec Water Reg Contributn	103480	7,030.00
Bakersfield		2013	51528	Downing & Patton	CWSCO Non-Spec Water Reg Contributn	103435	286,345.00
Bakersfield		2013	51528	Downing & Patton	CWSCO Non-Spec Water Reg Contributn	103480	57,943.00
Bakersfield		2013	52088	Install Saf-T Climb- BK Sta.87 T3	CWSCO Non-Spec Water Regulated	103420	1,229.05
Bakersfield		2013	53268	BK 100-T2: Coat int & Upgrade CP	CWSCO Specific Water Regulated	103420	6,161.82
Bakersfield		2013	53268	BK 100-T2: Coat int & Upgrade CP	CWSCO Specific Water Regulated	103421	153,931.21
Bakersfield		2013	53708	1401 "S" Street Inst. FPS, Dom	CWSCO Non-Spec Water Reg Contributn	103450	23,759.19
Bakersfield		2013	53708	1401 "S" Street Inst. FPS, Dom	CWSCO Non-Spec Water Reg Contributn	103480	12,500.00
Bakersfield		2013	53728	Replace Valve Casing & Covers	CWSCO Non-Spec Water Regulated	103434	113,915.94
Bakersfield		2013	54508	BK 101: Install CP Test Tubes	CWSCO Non-Spec Water Regulated	103420	15,840.00
Bakersfield		2013	59612	BK 073-T4: Coat int	CWSCO Specific Water Regulated	103421	132,317.80
Bakersfield		2013	60152	3700 E.Belle Terr. Inst. 8" FPS	CWSCO Non-Spec Water Reg Contributn	103450	38,473.06
Bakersfield		2013	60152	3700 E.Belle Terr. Inst. 8" FPS	CWSCO Non-Spec Water Reg Contributn	103480	5,000.00
Bakersfield		2013	60153	RETROFIT EYEWASH STATIONS	CWSCO Specific Water Regulated	103210	31,081.06
Bakersfield		2013	60212	replace 10 LMI chemical pumps	CWSCO Specific Water Regulated	103320	10,397.47
Bakersfield		2013	60372	BK 101 Driveway and Rock	CWSCO Specific Water Regulated	103211	14,209.89
Bakersfield		2013	60394	BK Sta 177 Blockwall and Rock	CWSCO Specific Water Regulated	103210	15,091.07
Bakersfield		2013	60849	BK 087-T5: Coat int, ext & upgrades	CWSCO Specific Water Regulated	103420	9,354.27
Bakersfield		2013	60849	BK 087-T5: Coat int, ext & upgrades	CWSCO Specific Water Regulated	103421	173,701.40

Bakersfield

District	Sub-Area	Year	Work Order Number	Work Order Description	Work Order Type	UPIS Account	Actual Cost
Bakersfield		2013	60857	Bk Field Office Copy Machine	CWSCO Specific Water Regulated	103721	8,458.40
Bakersfield		2013	60872	Rock BK Sta 7, 23, 32, 33, 34	CWSCO Specific Water Regulated	103210	18,320.36
Bakersfield		2013	61453	Upgrade CP System- BK Sta.73 T4	CWSCO Specific Water Regulated	103420	5,285.02
Bakersfield		2013	61453	Upgrade CP System- BK Sta.73 T4	CWSCO Specific Water Regulated	103420	12.11
Bakersfield		2013	61473	BK 087-T5: Upgrade CP system	CWSCO Specific Water Regulated	103420	5,097.26
Bakersfield		2013	61533	Filter modules for the NE WTP	CWSCO Specific Water Regulated	103320	273,796.91
Bakersfield		2013	62117	Replace CP anodes- BK Sta.100 T5	CWSCO Specific Water Regulated	103420	7,072.56
Bakersfield		2013	62339	Chairs / Tables for BK Field Conf	CWSCO Specific Water Regulated	103720	8,620.86
Bakersfield		2013	62339	Chairs / Tables for BK Field Conf	CWSCO Specific Water Regulated	103720	9.56
Bakersfield		2013	65029	REPLACE V206038 MAINT SUPT	CWSCO Specific Water Regulated	103730	41,505.25
Bakersfield		2013	65030	REPLACE V207020 DISTRICT MANAGER	CWSCO Specific Water Regulated	103730	42,256.94
Bakersfield		2013	65030	REPLACE V207020 DISTRICT MANAGER	CWSCO Specific Water Regulated	103730	293.25
Bakersfield		2013	65749	Rep.8"G.V.So."H" & Planz Rd.	CWSCO Non-Spec Water Regulated	103434	2,836.31
Bakersfield		2013	72513	Cross Connection Addt'l Compliment	CWSCO Non-Spec Water Reg Equipment	103730	34,275.28
Bakersfield		2013	73853	New Bladder Tank Station 174	CWSCO Non-Spec Water Regulated	103240	94,178.08
Bakersfield		2013	73853	New Bladder Tank Station 174	CWSCO Non-Spec Water Regulated	103240	76,675.00
Bakersfield		2013	74659	Replace V204062	CWSCO Non-Spec Water Reg Equipment	103730	31,869.66
Bakersfield		2013	75573	Patton Way Main Extension	CWSCO Non-Spec Water Reg Contributn	103435	148,006.00
Bakersfield		2013	75573	Patton Way Main Extension	CWSCO Non-Spec Water Reg Contributn	103480	25,070.00
Bakersfield		2013	76033	1655 E. Calif. Inst. FPS & F/H	CWSCO Non-Spec Water Reg Contributn	103450	26,200.00
Bakersfield		2013	76033	1655 E. Calif. Inst. FPS & F/H	CWSCO Non-Spec Water Reg Contributn	103480	26,200.00
Bakersfield		2013	76175	2633 16th St. Inst. 8" Main	CWSCO Non-Spec Water Reg Contributn	103436	63,574.00
Bakersfield		2013	76175	2633 16th St. Inst. 8" Main	CWSCO Non-Spec Water Reg Contributn	103450	7,128.00
Bakersfield		2013	76175	2633 16th St. Inst. 8" Main	CWSCO Non-Spec Water Reg Contributn	103480	9,072.00
Bakersfield		2013	76493	BK 116-D: REPLACE BOOSTER PUMP	CWSCO Non-Spec Water Regulated	103240	18,038.23
Bakersfield		2013	77620	Repl. F/H's in BK. Syst. 2012	CWSCO Non-Spec Water Regulated	103480	646.11
Bakersfield		2013	79253	Toughbook for CCC Specialist	CWSCO Non-Spec Water Reg Equipment	103721	2,837.26
Bakersfield		2013	79253	Toughbook for CCC Specialist	CWSCO Non-Spec Water Reg Equipment	103721	(91.75)
Bakersfield		2013	80313	6" PVC - Rose Marie Drive	CWSCO Non-Spec Water Regulated	103435	5,611.69
Bakersfield		2013	80313	6" PVC - Rose Marie Drive	CWSCO Non-Spec Water Regulated	103436	193,291.56
Bakersfield		2013	80713	Install Anti-Climb door- Sta.82 T1	CWSCO Non-Spec Water Regulated	103420	10,251.49
Bakersfield		2013	80814	Install bridge support-Sta213 Tanks	CWSCO Non-Spec Water Regulated	103420	9,184.64
Bakersfield		2013	80814	Install bridge support-Sta213 Tanks	CWSCO Non-Spec Water Regulated	103420	(174.15)
Bakersfield		2013	81813	7300 Downing Ave Inst 6" FPS	CWSCO Non-Spec Water Reg Contributn	103450	15,000.00
Bakersfield		2013	82013	2161 POTOMAC AVE.	CWSCO Non-Spec Water Regulated	103450	18,741.00
Bakersfield		2013	82073	3333 San Dimas St. Hydrant Relocate	CWSCO Non-Spec Water Reg Contributn	103480	4,710.57

Bakersfield

District	Sub-Area	Year	Work Order Number	Work Order Description	Work Order Type	UPIS Account	Actual Cost
Bakersfield		2013	82093	2703 M St. 2" FPS	CWSCO Non-Spec Water Reg Contributn	103450	6,000.00
Bakersfield		2013	83637	2620 Chester 6" FPS, 6" FH	CWSCO Non-Spec Water Reg Contributn	103450	13,047.10
Bakersfield		2013	83637	2620 Chester 6" FPS, 6" FH	CWSCO Non-Spec Water Reg Contributn	103480	15,263.03
Bakersfield		2013	83778	Rebuild Blowoff	CWSCO Non-Spec Water Regulated	103434	4,846.00
Bakersfield		2013	84100	BK 192: Replace Aux Transfer Switch	CWSCO Non-Spec Water Regulated	103240	6,640.00
Bakersfield		2013	84657	Filtertrak 660sc w/sc200 CH1	CWSCO Non-Spec Water Regulated	103320	14,888.17
Bakersfield		2013	84877	Bulk Chlorine Tank @ NE BKTP	CWSCO Non-Spec Water Regulated	103320	42,045.02
Bakersfield		2013	85638	NEW MOTOR WELL 164-01	CWSCO Non-Spec Water Regulated	103240	9,780.35
Bakersfield		2013	85638	NEW MOTOR WELL 164-01	CWSCO Non-Spec Water Regulated	103240	(1,075.58)
Bakersfield		2013	85639	NEW SUB MOTOR AT 178-01	CWSCO Non-Spec Water Regulated	103240	9,869.55
Bakersfield		2013	85677	7131 Charity	CWSCO Non-Spec Water Reg Contributn	103450	18,000.00
Bakersfield		2013	85737	2611 F St. 4" FPS	CWSCO Non-Spec Water Reg Contributn	103450	12,668.89
Bakersfield		2013	86317	2684 Mt. Vernon 4" FPS	CWSCO Non-Spec Water Reg Contributn	103450	15,221.09
Bakersfield		2013	86537	1700 Blk. of Monterey St.	CWSCO Non-Spec Water Regulated	103436	61,393.64
Bakersfield		2013	87038	GAC Actuators Station 220	CWSCO Non-Spec Water Regulated	103320	7,782.68
Bakersfield		2013	87038	GAC Actuators Station 220	CWSCO Non-Spec Water Regulated	103320	15.42
Bakersfield		2013	87777	Polymer Pump for NE BKTP	CWSCO Non-Spec Water Regulated	103320	3,357.43
Bakersfield		2013	88483	New Pump & Motor Station 141-01	CWSCO Non-Spec Water Regulated	103240	83,969.95
Bakersfield		2013	89398	2141 G St. FPS	CWSCO Non-Spec Water Reg Contributn	103450	12,741.60
Bakersfield		2013	90238	Wible and Houghton Road. Hydrant	CWSCO Non-Spec Water Reg Contributn	103480	12,499.93
Bakersfield		2013	90326	Replace sump pump - NE WTP	CWSCO Non-Spec Water Regulated	103320	1,006.83
Bakersfield		2013	90326	Replace sump pump - NE WTP	CWSCO Non-Spec Water Regulated	103320	1.99
Bakersfield		2013	90338	Process Gauge	CWSCO Non-Spec Water Regulated	103320	2,042.44
Bakersfield		2013	90341	Drain Pump	CWSCO Non-Spec Water Regulated	103320	822.76
Bakersfield		2013	90342	UPS Device	CWSCO Non-Spec Water Regulated	103310	1,114.98
Bakersfield		2013	90343	Sed Basin Upgrades	CWSCO Non-Spec Water Regulated	103320	5,692.02
Bakersfield		2013	90343	Sed Basin Upgrades	CWSCO Non-Spec Water Regulated	103320	11.28
Bakersfield		2013	90345	Strainer motor	CWSCO Non-Spec Water Regulated	103320	1,787.34
Bakersfield		2013	90345	Strainer motor	CWSCO Non-Spec Water Regulated	103320	3.54
Bakersfield		2013	90347	Valve actuator	CWSCO Non-Spec Water Regulated	103320	1,502.52
Bakersfield		2013	90347	Valve actuator	CWSCO Non-Spec Water Regulated	103320	2.97
Bakersfield		2013	90362	VFD Controller	CWSCO Non-Spec Water Regulated	103320	1,594.67
Bakersfield		2013	90388	Raw water pump strainer	CWSCO Non-Spec Water Regulated	103240	3,097.14
Bakersfield		2013	90404	Valve replacement	CWSCO Non-Spec Water Regulated	103320	2,981.55
Bakersfield		2013	90404	Valve replacement	CWSCO Non-Spec Water Regulated	103320	5.91
Bakersfield		2013	90759	Sump Pump	CWSCO Non-Spec Water Regulated	103320	665.39

Bakersfield

District	Sub-Area	Year	Work Order Number	Work Order Description	Work Order Type	UPIS Account	Actual Cost
Bakersfield		2013	90759	Sump Pump	CWSCO Non-Spec Water Regulated	103320	1.32
Bakersfield		2013	90917	SCADA equipment - NE WTP	CWSCO Non-Spec Water Regulated	103241	8,807.82
Bakersfield		2013	91137	Level Transmitter	CWSCO Non-Spec Water Regulated	103320	971.04
Bakersfield		2013	91598	BK 123-01 transformer	CWSCO Non-Spec Water Regulated	103240	1,365.00
Bakersfield		2013	91637	Replace Compressor BK Sample Room	CWSCO Non-Spec Water Regulated	103710	2,212.59
Bakersfield		2013	91718	VFD Maintenance	CWSCO Non-Spec Water Regulated	103240	39,130.29
Bakersfield		2013	91718	VFD Maintenance	CWSCO Non-Spec Water Regulated	103240	76.91
Bakersfield		2013	91758	4171 California Ave.	CWSCO Non-Spec Water Regulated	103450	13,924.86
Bakersfield		2013	91777	Travelling Water Screen Overhaul	CWSCO Non-Spec Water Regulated	103320	30,560.38
Bakersfield		2013	91777	Travelling Water Screen Overhaul	CWSCO Non-Spec Water Regulated	103320	60.56
Bakersfield		2013	91800	501 E. 21st Street 4" FPS	CWSCO Non-Spec Water Reg Contributn	103450	9,932.00
Bakersfield		2013	91920	GPS Devices for Field Personnel/CI	CWSCO Non-Spec Water Reg Equipment	103780	2,740.97
Bakersfield		2013	92069	BK 210-T2: Replace Int Coating	CWSCO Non-Spec Water Regulated	103421	84,158.82
Bakersfield		2013	92078	Replace Display Machine	CWSCO Non-Spec Water Regulated	103241	639.89
Bakersfield		2013	92258	pH monitoring system	CWSCO Non-Spec Water Regulated	103320	6,837.65
Bakersfield		2013	92259	New Breaker for Booster 100 G	CWSCO Non-Spec Water Regulated	103240	1,491.07
Bakersfield		2013	92259	New Breaker for Booster 100 G	CWSCO Non-Spec Water Regulated	103240	2.93
Bakersfield		2013	92378	BK 100-T2: Structural Improvements	CWSCO Non-Spec Water Regulated	103420	12,367.44
Bakersfield		2013	92378	BK 100-T2: Structural Improvements	CWSCO Non-Spec Water Regulated	103420	28.34
Bakersfield		2013	92630	Install New Bearings Booster 148	CWSCO Non-Spec Water Regulated	103240	3,237.57
Bakersfield		2013	92630	Install New Bearings Booster 148	CWSCO Non-Spec Water Regulated	103240	6.36
Bakersfield		2013	92706	Rebuild Travelling Water Screens	CWSCO Non-Spec Water Regulated	103320	85,024.66
Bakersfield		2013	92706	Rebuild Travelling Water Screens	CWSCO Non-Spec Water Regulated	103320	167.11
Bakersfield		2013	92718	Rebiuld Sewer Pump	CWSCO Non-Spec Water Regulated	103240	5,951.86
Bakersfield		2013	92718	Rebiuld Sewer Pump	CWSCO Non-Spec Water Regulated	103240	11.70
Bakersfield		2013	92744	Cleaning Solution Heater	CWSCO Non-Spec Water Regulated	103320	12,492.31
Bakersfield		2013	92748	Caustic Transfer Pump	CWSCO Non-Spec Water Regulated	103320	1,598.49
Bakersfield		2013	92748	Caustic Transfer Pump	CWSCO Non-Spec Water Regulated	103320	3.14
Bakersfield		2013	92759	New Booster 100D	CWSCO Non-Spec Water Regulated	103240	33,223.68
Bakersfield		2013	92807	BK COMM OFFICE WROUGHT IRON	CWSCO Non-Spec Water Regulated	103710	7,033.87
Bakersfield		2013	93245	REPLACE MERCROID @ STA 208	CWSCO Non-Spec Water Regulated	103240	739.58
Bakersfield		2013	93245	REPLACE MERCROID @ STA 208	CWSCO Non-Spec Water Regulated	103240	1.69
Bakersfield		2013	93281	BK 073-T3: Floor Replacement	CWSCO Non-Spec Water Regulated	103420	55,658.97
Bakersfield		2013	93281	BK 073-T3: Floor Replacement	CWSCO Non-Spec Water Regulated	103420	(147.38)
Bakersfield		2013	93479	repl 7 LMI pumps w/ 7 Pulsatron	CWSCO Non-Spec Water Regulated	103320	6,787.63
Bakersfield		2013	93479	repl 7 LMI pumps w/ 7 Pulsatron	CWSCO Non-Spec Water Regulated	103320	(471.78)

Bakersfield

District	Sub-Area	Year	Work Order Number	Work Order Description	Work Order Type	UPIS Account	Actual Cost
Bakersfield		2013	93740	BK 73D Replacement Starter	CWSCO Non-Spec Water Regulated	103240	1,534.95
Bakersfield		2013	93740	BK 73D Replacement Starter	CWSCO Non-Spec Water Regulated	103240	3.02
Bakersfield		2013	94438	Chemical Pump Overhaul	CWSCO Non-Spec Water Regulated	103320	2,459.10
Bakersfield		2013	94519	TOUGHBOOK FOR INSPECTOR	CWSCO Non-Spec Water Reg Equipment	103721	2,191.20
Bakersfield		2013	BKD0500	BK Unsch Main Replacements	CWSCO Non-Spec Water Regulated	103432	182.46
Bakersfield		2013	BKD0500	BK Unsch Main Replacements	CWSCO Non-Spec Water Regulated	103433	6,434.00
Bakersfield		2013	BKD0500	BK Unsch Main Replacements	CWSCO Non-Spec Water Regulated	103434	10,887.56
Bakersfield		2013	BKD0500	BK Unsch Main Replacements	CWSCO Non-Spec Water Regulated	103435	3,309.36
Bakersfield		2013	BKD0500	BK Unsch Main Replacements	CWSCO Non-Spec Water Regulated	103436	217,342.44
Bakersfield		2013	BKD0520	BK Unsch Casings & Covers	CWSCO Non-Spec Water Regulated	103434	253,737.39
Bakersfield		2013	BKD0530	BK Unsch Hydrant Replacements	CWSCO Non-Spec Water Regulated	103480	86,540.88
Bakersfield		2013	BKD0540	BK Unsch Main Valve Replacements	CWSCO Non-Spec Water Regulated	103434	118,135.07
Bakersfield		2013	BKD0600	SERVICES -- ALL SIZES	CWSCO Non-Spec Water Regulated	103450	2,417,510.13
Bakersfield		2013	BKD0800	INSTALL / RETIRE METERS	CWSCO Non-Spec Water Regulated	103460	646,973.17
							<u>\$ 15,209,015.15</u>

Bakersfield

District	Sub-Area	Year	Work Order Number	Work Order Description	Work Order Type	UPIS Account	Actual Cost
Bakersfield		2014	15091	BACKUP GENER. FOR BKTP	CWSCO Specific Water Regulated	103240	760,381.38
Bakersfield		2014	15488	Rio Bravo Project Study	CWSCO Non-Spec Water Reg Contributn	103434	17,094.86
Bakersfield		2014	17530	2575' OF 6" PVC OAKDALE DR	CWSCO Specific Water Regulated	103436	521,490.59
Bakersfield		2014	17532	2575' OF 6" PVC WESTERN AVE	CWSCO Specific Water Regulated	103436	605,417.81
Bakersfield		2014	17535	6" PVC - Wetherley Drive	CWSCO Specific Water Regulated	103436	616,785.81
Bakersfield		2014	17852	Tract 6338-2 Inst Mains&Serv	CWSCO Non-Spec Water Reg Extension	103436	138,004.00
Bakersfield		2014	17852	Tract 6338-2 Inst Mains&Serv	CWSCO Non-Spec Water Reg Extension	103450	49,012.00
Bakersfield		2014	17852	Tract 6338-2 Inst Mains&Serv	CWSCO Non-Spec Water Reg Extension	103480	20,160.00
Bakersfield		2014	19321	3501 Sillect Ave. Relo 12"Main	CWSCO Non-Spec Water Reg Contributn	103435	62,087.00
Bakersfield		2014	19321	3501 Sillect Ave. Relo 12"Main	CWSCO Non-Spec Water Reg Contributn	103450	2,160.00
Bakersfield		2014	19321	3501 Sillect Ave. Relo 12"Main	CWSCO Non-Spec Water Reg Contributn	103480	6,384.00
Bakersfield		2014	19485	Replace 10 Flowmeters - Various	CWSCO Specific Water Regulated	103240	71,578.55
Bakersfield		2014	20158	Replace SCADA Upgrades - NE BKTP	CWSCO Specific Water Regulated	103241	263,250.75
Bakersfield		2014	20164	8" PVC - Beech Street	CWSCO Specific Water Regulated	103436	1,183,413.73
Bakersfield		2014	20199	Pumphouse & Site Improve. - BK 112	CWSCO Specific Water Regulated	103210	235,389.59
Bakersfield		2014	20199	Pumphouse & Site Improve. - BK 112	CWSCO Specific Water Regulated	103240	94,167.17
Bakersfield		2014	20329	Replace Pump & Motor - Sta. 73-E	CWSCO Specific Water Regulated	103240	32,749.83
Bakersfield		2014	20344	BK 100-E & 100-D REPLACE PUMP EQUIP	CWSCO Specific Water Regulated	103240	43,741.28
Bakersfield		2014	20391	Replace Panelboard - Sta. 188-01	CWSCO Specific Water Regulated	103240	302,831.50
Bakersfield		2014	20781	FLAT TO METER CONVERSIONS 2012	CWSCO Specific Water Regulated	103450	1,353.90
Bakersfield		2014	20807	20 Electronic Sounding Equipment	CWSCO Specific Water Regulated	103240	104,884.56
Bakersfield		2014	20807	20 Electronic Sounding Equipment	CWSCO Specific Water Regulated	103240	239.60
Bakersfield		2014	20814	NEW PICKUP REPLACE V200062	CWSCO Specific Water Regulated	103730	29,041.63
Bakersfield		2014	20814	NEW PICKUP REPLACE V200062	CWSCO Specific Water Regulated	103780	6,681.61
Bakersfield		2014	20816	NEW PICKUP REPLACE V204025	CWSCO Specific Water Regulated	103730	29,602.19
Bakersfield		2014	20816	NEW PICKUP REPLACE V204025	CWSCO Specific Water Regulated	103780	8,578.49
Bakersfield		2014	20817	NEW PICKUP REPLACE V204026	CWSCO Specific Water Regulated	103730	43,427.15
Bakersfield		2014	20817	NEW PICKUP REPLACE V204026	CWSCO Specific Water Regulated	103780	8,578.50
Bakersfield		2014	20818	NEW PICKUP REPLACE V204028	CWSCO Specific Water Regulated	103730	30,111.44
Bakersfield		2014	20818	NEW PICKUP REPLACE V204028	CWSCO Specific Water Regulated	103780	8,726.08
Bakersfield		2014	20864	NEW LEAK TRUCK	CWSCO Specific Water Regulated	103730	32,249.27
Bakersfield		2014	20864	NEW LEAK TRUCK	CWSCO Specific Water Regulated	103780	12,828.02
Bakersfield		2014	20882	Vehicle - 0.5 Ton P/U - Inspector	CWSCO Specific Water Regulated	103730	33,752.06
Bakersfield		2014	20882	Vehicle - 0.5 Ton P/U - Inspector	CWSCO Specific Water Regulated	103780	7,473.78
Bakersfield		2014	21192	INSTALL SCADA RTUS (20)	CWSCO Specific Water Regulated	103241	276,113.53
Bakersfield		2014	25529	Upgrade C.P. System to Auto-Potenti	CWSCO Specific Water Regulated	103420	7,821.90

Bakersfield

District	Sub-Area	Year	Work Order Number	Work Order Description	Work Order Type	UPIS Account	Actual Cost
Bakersfield		2014	26008	BAKERSFIELD STA. 73- PRIMAVERA TANK	CWSCO Specific Water Regulated	103420	45,560.64
Bakersfield		2014	27067	BK 100-T4: Coat Int. and Upgrade CP	CWSCO Specific Water Regulated	103420	498.90
Bakersfield		2014	27067	BK 100-T4: Coat Int. and Upgrade CP	CWSCO Specific Water Regulated	103421	547.45
Bakersfield		2014	33967	4600 Stockdale Hwy Inst 1-8" FPS	CWSCO Non-Spec Water Reg Contributn	103450	12,750.00
Bakersfield		2014	33967	4600 Stockdale Hwy Inst 1-8" FPS	CWSCO Non-Spec Water Reg Contributn	103480	11,100.00
Bakersfield		2014	41807	615 Kentucky 1-4" FPS	CWSCO Non-Spec Water Reg Contributn	103450	12,500.00
Bakersfield		2014	43187	307 E. 21st. Inst. 1-4" FPS	CWSCO Non-Spec Water Reg Contributn	103450	15,000.00
Bakersfield		2014	54188	Upgrade Cp Sys in BK Sta.96T2,3,4,5	CWSCO Specific Water Regulated	103420	29,764.15
Bakersfield		2014	55349	2424 Cottonwood Inst. FPS&F/H	CWSCO Non-Spec Water Reg Contributn	103450	25,767.84
Bakersfield		2014	55349	2424 Cottonwood Inst. FPS&F/H	CWSCO Non-Spec Water Reg Contributn	103480	21,249.99
Bakersfield		2014	55448	725 Capitola Dr. Inst FPS& F/H	CWSCO Non-Spec Water Reg Contributn	103450	18,640.00
Bakersfield		2014	55448	725 Capitola Dr. Inst FPS& F/H	CWSCO Non-Spec Water Reg Contributn	103480	6,990.00
Bakersfield		2014	57668	BK-Commercial Office Remodel	CWSCO Non-Spec Water Reg Equipment	103710	222,825.56
Bakersfield		2014	57668	BK-Commercial Office Remodel	CWSCO Non-Spec Water Reg Equipment	103720	4,345.87
Bakersfield		2014	57668	BK-Commercial Office Remodel	CWSCO Non-Spec Water Reg Equipment	103721	16,087.79
Bakersfield		2014	60172	retrofit 13 BK eyewash stations	CWSCO Specific Water Regulated	103210	30,225.39
Bakersfield		2014	60232	replace 10 LMI Chemical Pumps	CWSCO Specific Water Regulated	103320	10,157.56
Bakersfield		2014	61117	repl 3 flow meters at sta 162	CWSCO Specific Water Regulated	103240	51,538.18
Bakersfield		2014	61297	Inst.6"CL&C WCasing Myrtle @24th	CWSCO Specific Water Regulated	103433	251,866.49
Bakersfield		2014	61297	Inst.6"CL&C WCasing Myrtle @24th	CWSCO Specific Water Regulated	103435	4,304.79
Bakersfield		2014	61315	2013 Field Equipment repl./purch.	CWSCO Specific Water Regulated	103780	26,777.03
Bakersfield		2014	61316	Field Equipment repl./purch.	CWSCO Specific Water Regulated	103780	37,537.25
Bakersfield		2014	61434	Equip-Tools for Pump Operators	CWSCO Specific Water Regulated	103750	15,084.24
Bakersfield		2014	61473	BK 087-T5: Upgrade CP system	CWSCO Specific Water Regulated	103420	1,495.18
Bakersfield		2014	61512	6"PVC "F"st. bet.24th & 26th st.	CWSCO Specific Water Regulated	103436	159,237.38
Bakersfield		2014	61533	Filter modules for the NE WTP	CWSCO Specific Water Regulated	103320	627.45
Bakersfield		2014	61552	replace 25 bulk CL2 tanks	CWSCO Specific Water Regulated	103320	9,415.26
Bakersfield		2014	61572	BK 194-T1: Install Hatch & Vent	CWSCO Specific Water Regulated	103420	11,781.49
Bakersfield		2014	61592	Filter modules for the NE WTP	CWSCO Specific Water Regulated	103320	279,598.26
Bakersfield		2014	61675	Inst.8"PVC- Security Ave.	CWSCO Specific Water Regulated	103436	494,363.19
Bakersfield		2014	61675	Inst.8"PVC- Security Ave.	CWSCO Specific Water Regulated	103480	3,931.13
Bakersfield		2014	61914	Utility vehicle for NE WTP	CWSCO Specific Water Regulated	103730	16,538.03
Bakersfield		2014	62238	Inst.1770'-6"PVC,Water-Jeffrey sts	CWSCO Specific Water Regulated	103436	432,721.09
Bakersfield		2014	62945	Lay 530'-6"PVC in Stephens Dr.	CWSCO Specific Water Regulated	103436	136,765.14
Bakersfield		2014	63015	Lay 1250'-6"PVC,Chester PL	CWSCO Specific Water Regulated	103436	331,904.97
Bakersfield		2014	63272	AC Unit - NW WTP	CWSCO Specific Water Regulated	103310	7,782.00

Bakersfield

District	Sub-Area	Year	Work Order Number	Work Order Description	Work Order Type	UPIS Account	Actual Cost
Bakersfield		2014	63272	AC Unit - NW WTP	CWSCO Specific Water Regulated	103310	2,261.54
Bakersfield		2014	63634	Lay 260'-6" & 240'-4" PVC-Cerro Dr.	CWSCO Specific Water Regulated	103436	109,730.25
Bakersfield		2014	63634	Lay 260'-6" & 240'-4" PVC-Cerro Dr.	CWSCO Specific Water Regulated	103480	3,213.23
Bakersfield		2014	63693	BK 162 C & D: Repalce Booster Pumps	CWSCO Specific Water Regulated	103240	77,741.28
Bakersfield		2014	63693	BK 162 C & D: Repalce Booster Pumps	CWSCO Specific Water Regulated	103240	137.60
Bakersfield		2014	64490	REPLACE V206039	CWSCO Specific Water Regulated	103730	41,011.83
Bakersfield		2014	64969	REPLACE V201006 ELC MAINT FOREMAN	CWSCO Specific Water Regulated	103730	44,474.48
Bakersfield		2014	64969	REPLACE V201006 ELC MAINT FOREMAN	CWSCO Specific Water Regulated	103780	28,174.92
Bakersfield		2014	64970	REPLACE V203002 TREATMENT PLANT	CWSCO Specific Water Regulated	103730	29,043.26
Bakersfield		2014	64970	REPLACE V203002 TREATMENT PLANT	CWSCO Specific Water Regulated	103780	6,681.98
Bakersfield		2014	64989	REPLACE V204020 METER READER	CWSCO Specific Water Regulated	103730	31,101.00
Bakersfield		2014	64989	REPLACE V204020 METER READER	CWSCO Specific Water Regulated	103780	6,560.74
Bakersfield		2014	64991	REPLACE V204053 ADM	CWSCO Specific Water Regulated	103730	43,935.26
Bakersfield		2014	65010	REPLACE V204071 PUMPER	CWSCO Specific Water Regulated	103730	36,116.54
Bakersfield		2014	65010	REPLACE V204071 PUMPER	CWSCO Specific Water Regulated	103780	12,868.51
Bakersfield		2014	65031	REPLACE V210006 SERVICEMAN	CWSCO Specific Water Regulated	103730	29,377.88
Bakersfield		2014	65031	REPLACE V210006 SERVICEMAN	CWSCO Specific Water Regulated	103780	6,660.95
Bakersfield		2014	65370	REPLACE ITRON HANDHELDS	CWSCO Specific Water Regulated	103721	63,590.37
Bakersfield		2014	65374	Purchase (7) ITRON Handheld Units	CWSCO Specific Water Regulated	103721	31,715.42
Bakersfield		2014	65391	REPLACE V202009 METER REPAIR	CWSCO Specific Water Regulated	103730	22,483.78
Bakersfield		2014	65391	REPLACE V202009 METER REPAIR	CWSCO Specific Water Regulated	103780	8,446.20
Bakersfield		2014	65392	REPLACE V204021 PUMPER	CWSCO Specific Water Regulated	103730	26,379.44
Bakersfield		2014	65392	REPLACE V204021 PUMPER	CWSCO Specific Water Regulated	103780	6,681.98
Bakersfield		2014	65469	Conversion on Flat Rates to Meters	CWSCO Specific Water Regulated	103450	2,355,785.93
Bakersfield		2014	65469	Conversion on Flat Rates to Meters	CWSCO Specific Water Regulated	103450	3,109.09
Bakersfield		2014	65469	Conversion on Flat Rates to Meters	CWSCO Specific Water Regulated	103460	166,805.97
Bakersfield		2014	65469	Conversion on Flat Rates to Meters	CWSCO Specific Water Regulated	103780	2,366.90
Bakersfield		2014	65469	Conversion on Flat Rates to Meters	CWSCO Specific Water Regulated	103780	4.44
Bakersfield		2014	65509	Conversions of Flat Rate to Meters	CWSCO Specific Water Regulated	103450	2,589,552.99
Bakersfield		2014	65509	Conversions of Flat Rate to Meters	CWSCO Specific Water Regulated	103460	115,045.57
Bakersfield		2014	65509	Conversions of Flat Rate to Meters	CWSCO Specific Water Regulated	103780	6,437.70
Bakersfield		2014	65531	Replace V202005 Meter Reader	CWSCO Specific Water Regulated	103730	22,483.78
Bakersfield		2014	65531	Replace V202005 Meter Reader	CWSCO Specific Water Regulated	103780	9,631.53
Bakersfield		2014	65533	Replace V204027 Serviceman	CWSCO Specific Water Regulated	103730	22,483.78
Bakersfield		2014	65533	Replace V204027 Serviceman	CWSCO Specific Water Regulated	103780	10,178.78
Bakersfield		2014	65535	Replace V206005 Serviceman	CWSCO Specific Water Regulated	103730	28,832.20

Bakersfield

District	Sub-Area	Year	Work Order Number	Work Order Description	Work Order Type	UPIS Account	Actual Cost
Bakersfield		2014	65535	Replace V206005 Serviceman	CWSCO Specific Water Regulated	103780	9,348.48
Bakersfield		2014	65536	Replace V206036	CWSCO Specific Water Regulated	103730	29,602.19
Bakersfield		2014	65536	Replace V206036	CWSCO Specific Water Regulated	103780	9,280.18
Bakersfield		2014	68609	Replace pressure vessels	CWSCO Specific Water Regulated	103210	9,495.55
Bakersfield		2014	68609	Replace pressure vessels	CWSCO Specific Water Regulated	103410	160,718.68
Bakersfield		2014	68609	Replace pressure vessels	CWSCO Specific Water Regulated	103420	55,900.25
Bakersfield		2014	72493	2223 White Ln. Inst 4" FPS	CWSCO Non-Spec Water Reg Contributn	103450	9,600.00
Bakersfield		2014	76073	Install 16" DI Main in Akers Rd.	CWSCO Specific Water Regulated	103433	135,501.05
Bakersfield		2014	76073	Install 16" DI Main in Akers Rd.	CWSCO Specific Water Regulated	103434	93,560.26
Bakersfield		2014	76073	Install 16" DI Main in Akers Rd.	CWSCO Specific Water Regulated	103435	306,490.46
Bakersfield		2014	77613	Replace Valve Casings & Covers	CWSCO Non-Spec Water Regulated	103434	15,458.74
Bakersfield		2014	78813	1517 25th St - 6" Fire Service	CWSCO Non-Spec Water Reg Contributn	103450	19,440.00
Bakersfield		2014	80413	401 Union Ave - 8" FS & 6" FH	CWSCO Non-Spec Water Reg Contributn	103450	12,100.00
Bakersfield		2014	80413	401 Union Ave - 8" FS & 6" FH	CWSCO Non-Spec Water Reg Contributn	103480	11,100.00
Bakersfield		2014	82817	Unsched Main Replacements 2012	CWSCO Non-Spec Water Regulated	103436	21,962.82
Bakersfield		2014	82857	Unsched Main Valve Replacemt 2012	CWSCO Non-Spec Water Regulated	103434	12,194.10
Bakersfield		2014	84637	BK NETP Fueling Station	CWSCO Non-Spec Water Regulated	103310	54,968.06
Bakersfield		2014	84637	BK NETP Fueling Station	CWSCO Non-Spec Water Regulated	103310	345.63
Bakersfield		2014	86837	Replace radio transmitter	CWSCO Non-Spec Water Regulated	103241	13,201.54
Bakersfield		2014	90350	BK NETP Sed Basin Ladders	CWSCO Non-Spec Water Regulated	103310	33,533.98
Bakersfield		2014	90837	2830 Eye St Hydrant Relocate	CWSCO Non-Spec Water Reg Contributn	103480	8,277.50
Bakersfield		2014	91858	Auburn St. Main Ext	CWSCO Non-Spec Water Reg Contributn	103436	49,087.98
Bakersfield		2014	91858	Auburn St. Main Ext	CWSCO Non-Spec Water Reg Contributn	103450	23,141.76
Bakersfield		2014	92060	1401 California install 4" FPS	CWSCO Non-Spec Water Reg Contributn	103450	13,647.50
Bakersfield		2014	92069	BK 210-T2: Replace Int Coating	CWSCO Non-Spec Water Regulated	103421	(42,079.41)
Bakersfield		2014	92070	VFD Drive - NE filter system	CWSCO Non-Spec Water Regulated	103320	13,803.00
Bakersfield		2014	92258	pH monitoring system	CWSCO Non-Spec Water Regulated	103320	15.40
Bakersfield		2014	92629	Christmas Tree Lane Main Ext	CWSCO Non-Spec Water Reg Contributn	103434	10,823.13
Bakersfield		2014	92629	Christmas Tree Lane Main Ext	CWSCO Non-Spec Water Reg Contributn	103436	186,349.32
Bakersfield		2014	92629	Christmas Tree Lane Main Ext	CWSCO Non-Spec Water Reg Contributn	103450	39,939.47
Bakersfield		2014	92744	Cleaning Solution Heater	CWSCO Non-Spec Water Regulated	103320	28.63
Bakersfield		2014	92749	10948 Snow Road 8: FPS	CWSCO Non-Spec Water Reg Contributn	103450	21,500.00
Bakersfield		2014	92759	New Booster 100D	CWSCO Non-Spec Water Regulated	103240	275.21
Bakersfield		2014	92794	Intersection Akers Rd. & Harris Rd.	CWSCO Non-Spec Water Regulated	103435	85,145.19
Bakersfield		2014	92794	Intersection Akers Rd. & Harris Rd.	CWSCO Non-Spec Water Regulated	103435	137.83
Bakersfield		2014	93020	4901 Ming FPS and Service	CWSCO Non-Spec Water Reg Contributn	103450	25,635.39

Bakersfield

District	Sub-Area	Year	Work Order Number	Work Order Description	Work Order Type	UPIS Account	Actual Cost
Bakersfield		2014	93021	2512 Oswell 8" FPS 2" Domestic	CWSCO Non-Spec Water Reg Contributn	103450	22,059.71
Bakersfield		2014	93021	2512 Oswell 8" FPS 2" Domestic	CWSCO Non-Spec Water Reg Contributn	103480	12,295.48
Bakersfield		2014	93550	New carbon @ BK-129 2013	CWSCO Non-Spec Water Regulated	103320	70,089.76
Bakersfield		2014	93550	New carbon @ BK-129 2013	CWSCO Non-Spec Water Regulated	103320	(2,670.00)
Bakersfield		2014	93612	2022 Chester 4" FPS	CWSCO Non-Spec Water Reg Contributn	103450	14,329.51
Bakersfield		2014	93803	Sodium hypochlorite tank	CWSCO Non-Spec Water Regulated	103320	53,167.72
Bakersfield		2014	93939	Sta 100 HMI Display Screen	CWSCO Non-Spec Water Regulated	103240	1,753.25
Bakersfield		2014	93972	230 Golden State Hwy	CWSCO Non-Spec Water Reg Contributn	103480	19,680.08
Bakersfield		2014	94438	Chemical Pump Overhaul	CWSCO Non-Spec Water Regulated	103320	5.64
Bakersfield		2014	94574	Laptop computer	CWSCO Non-Spec Water Reg Equipment	103721	2,191.17
Bakersfield		2014	94598	Valve controllers for NW WTP	CWSCO Non-Spec Water Regulated	103320	3,303.84
Bakersfield		2014	94598	Valve controllers for NW WTP	CWSCO Non-Spec Water Regulated	103320	5.35
Bakersfield		2014	94702	1812 Union Main Ext	CWSCO Non-Spec Water Reg Contributn	103436	104,265.30
Bakersfield		2014	94702	1812 Union Main Ext	CWSCO Non-Spec Water Reg Contributn	103450	9,433.60
Bakersfield		2014	94702	1812 Union Main Ext	CWSCO Non-Spec Water Reg Contributn	103480	11,497.52
Bakersfield		2014	94922	New Pump and Motor Stat. 211	CWSCO Non-Spec Water Regulated	103240	17,515.40
Bakersfield		2014	94922	New Pump and Motor Stat. 211	CWSCO Non-Spec Water Regulated	103240	(47.68)
Bakersfield		2014	94925	BK STA 146-05 Starter	CWSCO Non-Spec Water Regulated	103240	11,804.26
Bakersfield		2014	94930	REMOTE GATE MONITOR - BAKERSFIELD	CWSCO Non-Spec Water Regulated	103710	2,030.13
Bakersfield		2014	94942	SCADA REPLACEMENT STA.176	CWSCO Non-Spec Water Regulated	103241	1,362.05
Bakersfield		2014	95021	New Laptop Computer	CWSCO Non-Spec Water Reg Equipment	103721	1,635.09
Bakersfield		2014	95029	821 E. 21st Street 4" FPS	CWSCO Non-Spec Water Reg Contributn	103450	15,663.95
Bakersfield		2014	95037	Waste Discharge Meter	CWSCO Non-Spec Water Regulated	103320	54,543.78
Bakersfield		2014	95091	Hypochlorite Pump Rebuild	CWSCO Non-Spec Water Regulated	103320	1,365.21
Bakersfield		2014	95237	Replace display machines	CWSCO Non-Spec Water Regulated	103241	3,911.53
Bakersfield		2014	95281	14" CL&C Double Offset	CWSCO Non-Spec Water Regulated	103434	25,078.66
Bakersfield		2014	95282	3501 Mall View Road Domestic Serv.	CWSCO Non-Spec Water Reg Contributn	103450	10,250.48
Bakersfield		2014	95305	New Mechanical Seal Booster 45 l	CWSCO Non-Spec Water Regulated	103240	5,023.33
Bakersfield		2014	95423	BK Sta. 7-07 Well&Bldg Foundation	CWSCO Non-Spec Water Regulated	103210	19,656.69
Bakersfield		2014	95624	Evaporative Cooler Rebuild - NW WTP	CWSCO Non-Spec Water Regulated	103320	15,957.30
Bakersfield		2014	95644	Replace 20` Disc Line Sta.112	CWSCO Non-Spec Water Regulated	103240	15,306.60
Bakersfield		2014	95701	Chemical Transfer Pumps	CWSCO Non-Spec Water Regulated	103320	7,095.57
Bakersfield		2014	95702	install new CL2 pump @ 196	CWSCO Non-Spec Water Regulated	103320	902.16
Bakersfield		2014	95737	Replace chart recorder at BK 218	CWSCO Non-Spec Water Regulated	103240	3,775.01
Bakersfield		2014	95802	New Motor & Impeller Booster 196 A	CWSCO Non-Spec Water Regulated	103240	3,835.80
Bakersfield		2014	95817	BK 176-T1: Tank Upgrades	CWSCO Non-Spec Water Regulated	103420	35,440.47

Bakersfield

District	Sub-Area	Year	Work Order Number	Work Order Description	Work Order Type	UPIS Account	Actual Cost
Bakersfield		2014	95917	REPLACE FLOW MONITOR AT BK 217	CWSCO Non-Spec Water Regulated	103240	2,134.47
Bakersfield		2014	96018	Asphalt Sealant - NE WTP	CWSCO Non-Spec Water Regulated	103211	16,193.01
Bakersfield		2014	96153	Study for 123TCP Treatment BK	CWSCO Non-Spec Water Regulated	103030	40,889.55
Bakersfield		2014	96258	Slide Gate Operator BK Field Office	CWSCO Non-Spec Water Regulated	103710	6,295.20
Bakersfield		2014	96278	upgrade EVR on 2000 gl gas tk	CWSCO Non-Spec Water Regulated	103710	8,492.60
Bakersfield		2014	96436	Column Extensions @various sites	CWSCO Non-Spec Water Regulated	103240	142,322.39
Bakersfield		2014	96459	3850 San Dimas 4" Domestic	CWSCO Non-Spec Water Reg Contributn	103450	36,700.00
Bakersfield		2014	96514	Install new bearings Station 85	CWSCO Non-Spec Water Regulated	103240	9,577.10
Bakersfield		2014	96597	New bearings Booster 116F	CWSCO Non-Spec Water Regulated	103240	5,197.64
Bakersfield		2014	96690	New CV and Disc Line 146-03	CWSCO Non-Spec Water Regulated	103240	23,838.58
Bakersfield		2014	96726	New discharge line @36-02	CWSCO Non-Spec Water Regulated	103240	17,317.02
Bakersfield		2014	96837	Rep 19 TB Cradles in BK Vehicles	CWSCO Non-Spec Water Reg Equipment	103721	11,281.82
Bakersfield		2014	96981	3700 Wilson 8" FPS	CWSCO Non-Spec Water Reg Contributn	103450	20,200.00
Bakersfield		2014	97027	BK 180-01 Replace Rotating Assembly	CWSCO Non-Spec Water Regulated	103240	53,404.48
Bakersfield		2014	97028	BK 82-01: Replace Pump/Motor	CWSCO Non-Spec Water Regulated	103240	51,561.75
Bakersfield		2014	97105	RPL CHRT REC MONITOR & CONTROLS 135	CWSCO Non-Spec Water Regulated	103240	5,557.67
Bakersfield		2014	97165	Install Solar Equipment Station 213	CWSCO Non-Spec Water Regulated	103210	5,376.90
Bakersfield		2014	97295	install CL2 pulse pump @ 177	CWSCO Non-Spec Water Regulated	103320	2,650.21
Bakersfield		2014	97295	install CL2 pulse pump @ 177	CWSCO Non-Spec Water Regulated	103320	2.52
Bakersfield		2014	97450	A/C CONTROLS @ BK COMM OFF	CWSCO Non-Spec Water Regulated	103710	47,415.24
Bakersfield		2014	97582	REPLACE AIR DRYER @ NEBKTP	CWSCO Non-Spec Water Regulated	103240	3,011.97
Bakersfield		2014	97624	Station 206 Bypass	CWSCO Non-Spec Water Regulated	103240	23,528.01
Bakersfield		2014	97714	Parts to rebuild feed pumps	CWSCO Non-Spec Water Regulated	103320	10,562.92
Bakersfield		2014	98770	Replace Pump Parts-BK 105-01	CWSCO Non-Spec Water Regulated	103240	111,885.55
Bakersfield		2014	98914	Replace 8" Blowoff valve Sta. 189	CWSCO Non-Spec Water Regulated	103240	8,517.87
Bakersfield		2014	99093	Replace Motor-BK sta. 212 D	CWSCO Non-Spec Water Regulated	103240	5,781.06
Bakersfield		2014	99525	Sewer connection fee - NW WTP	CWSCO Non-Spec Water Regulated	103320	482,187.10
Bakersfield		2014	99525	Sewer connection fee - NW WTP	CWSCO Non-Spec Water Regulated	103320	1,105.01
Bakersfield		2014	BKD0500	BK Unsch Main Replacements	CWSCO Non-Spec Water Regulated	103432	-
Bakersfield		2014	BKD0500	BK Unsch Main Replacements	CWSCO Non-Spec Water Regulated	103433	26,992.49
Bakersfield		2014	BKD0500	BK Unsch Main Replacements	CWSCO Non-Spec Water Regulated	103435	9,458.64
Bakersfield		2014	BKD0500	BK Unsch Main Replacements	CWSCO Non-Spec Water Regulated	103436	45,079.93
Bakersfield		2014	BKD0520	BK Unsch Casings & Covers	CWSCO Non-Spec Water Regulated	103434	392,428.52
Bakersfield		2014	BKD0530	BK Unsch Hydrant Replacements	CWSCO Non-Spec Water Regulated	103480	106,875.05
Bakersfield		2014	BKD0540	BK Unsch Main Valve Replacements	CWSCO Non-Spec Water Regulated	103434	242,874.93
Bakersfield		2014	BKD0540	BK Unsch Main Valve Replacements	CWSCO Non-Spec Water Regulated	103480	9,406.91

Bakersfield

District	Sub-Area	Year	Work Order Number	Work Order Description	Work Order Type	UPIS Account	Actual Cost
Bakersfield		2014	BKD0600	SERVICES -- ALL SIZES	CWSCO Non-Spec Water Regulated	103450	2,141,563.71
Bakersfield		2014	BKD0800	INSTALL / RETIRE METERS	CWSCO Non-Spec Water Regulated	103460	183,172.83
Bakersfield		2014	BKD0900	Meter Replacement Program	CWSCO Specific Water Regulated	103460	320,809.48
							<u>\$ 21,080,644.07</u>

Bakersfield

District	Sub-Area	Year	Month Number	Work Order Number	Work Order Description	Work Order Type	UPIS Account	Actual Cost
Bakersfield		2015	201503	00012272	508 Hillcrest Dr. Inst Main	CWSCO Non-Spec Water Reg Contributn	103450	1,242.00
Bakersfield		2015	201503	00012272	508 Hillcrest Dr. Inst Main	CWSCO Non-Spec Water Reg Contributn	103436	11,687.00
Bakersfield		2015	201503	00015501	Tract 6364-1 Inst Mains&Serv	CWSCO Non-Spec Water Reg Extension	103480	11,674.00
Bakersfield		2015	201503	00015501	Tract 6364-1 Inst Mains&Serv	CWSCO Non-Spec Water Reg Extension	103450	21,225.00
Bakersfield		2015	201503	00015501	Tract 6364-1 Inst Mains&Serv	CWSCO Non-Spec Water Reg Extension	103436	37,081.00
Bakersfield		2015	201503	00015501	Tract 6364-1 Inst Mains&Serv	CWSCO Non-Spec Water Reg Extension	103436	27,484.00
Bakersfield		2015	201503	00015501	Tract 6364-1 Inst Mains&Serv	CWSCO Non-Spec Water Reg Extension	103434	7,783.00
Bakersfield		2015	201501	00015918	Tract 6361-1&2 Inst Mains&Serv	CWSCO Non-Spec Water Reg Extension	103480	67,760.00
Bakersfield		2015	201501	00015918	Tract 6361-1&2 Inst Mains&Serv	CWSCO Non-Spec Water Reg Extension	103450	2,500.00
Bakersfield		2015	201501	00015918	Tract 6361-1&2 Inst Mains&Serv	CWSCO Non-Spec Water Reg Extension	103450	113,792.00
Bakersfield		2015	201501	00015918	Tract 6361-1&2 Inst Mains&Serv	CWSCO Non-Spec Water Reg Extension	103436	350,978.00
Bakersfield		2015	201501	00015918	Tract 6361-1&2 Inst Mains&Serv	CWSCO Non-Spec Water Reg Extension	103436	59,858.00
Bakersfield		2015	201501	00015918	Tract 6361-1&2 Inst Mains&Serv	CWSCO Non-Spec Water Reg Extension	103435	197,482.00
Bakersfield		2015	201501	00015918	Tract 6361-1&2 Inst Mains&Serv	CWSCO Non-Spec Water Reg Extension	103434	5,824.00
Bakersfield		2015	201501	00015918	Tract 6361-1&2 Inst Mains&Serv	CWSCO Non-Spec Water Reg Extension	103434	15,120.00
Bakersfield		2015	201501	00015918	Tract 6361-1&2 Inst Mains&Serv	CWSCO Non-Spec Water Reg Extension	103433	5,052.00
Bakersfield		2015	201502	00017532	2575' OF 6" PVC WESTERN AVE	CWSCO Specific Water Regulated	103436	26.25
Bakersfield		2015	201503	00019957	1255' 6" PVC PALO VERDE	CWSCO Specific Water Regulated	103480	7,207.61
Bakersfield		2015	201503	00019957	1255' 6" PVC PALO VERDE	CWSCO Specific Water Regulated	103436	216,513.44
Bakersfield		2015	201508	00020169	6" PVC - Jones Street	CWSCO Specific Water Regulated	103480	4,366.08
Bakersfield		2015	201508	00020169	6" PVC - Jones Street	CWSCO Specific Water Regulated	103436	364,283.83
Bakersfield		2015	201511	00020171	8" PVC - South K Street	CWSCO Specific Water Regulated	103436	2,851.67
Bakersfield		2015	201511	00020171	8" PVC - South K Street	CWSCO Specific Water Regulated	103436	378,366.82
Bakersfield		2015	201511	00020171	8" PVC - South K Street	CWSCO Specific Water Regulated	103435	2,851.67
Bakersfield		2015	201511	00020185	6" PVC - P Street & Dorian Drive	CWSCO Specific Water Regulated	103480	245.58
Bakersfield		2015	201511	00020185	6" PVC - P Street & Dorian Drive	CWSCO Specific Water Regulated	103450	106,000.00
Bakersfield		2015	201511	00020185	6" PVC - P Street & Dorian Drive	CWSCO Specific Water Regulated	103436	236,698.75
Bakersfield		2015	201511	00020185	6" PVC - P Street & Dorian Drive	CWSCO Specific Water Regulated	103435	432.27
Bakersfield		2015	201511	00020188	6" PVC - Houchin Road	CWSCO Specific Water Regulated	103436	176,397.27
Bakersfield		2015	201511	00020191	6" PVC - Wood Lane	CWSCO Specific Water Regulated	103436	152,810.82
Bakersfield		2015	201507	00020243	Steel Storage Building - NE WTP	CWSCO Specific Water Regulated	103310	66,715.48
Bakersfield		2015	201509	00020769	PRV - ARROW ST & CALAWAY CANAL	CWSCO Specific Water Regulated	103434	381,841.98
Bakersfield		2015	201510	00020809	SCADA Cathodic Monitoring System	CWSCO Specific Water Regulated	103241	13,540.28
Bakersfield		2015	201510	00020809	SCADA Cathodic Monitoring System	CWSCO Specific Water Regulated	103241	13,540.28
Bakersfield		2015	201510	00020809	SCADA Cathodic Monitoring System	CWSCO Specific Water Regulated	103241	13,540.28
Bakersfield		2015	201510	00020809	SCADA Cathodic Monitoring System	CWSCO Specific Water Regulated	103241	13,540.28
Bakersfield		2015	201510	00020809	SCADA Cathodic Monitoring System	CWSCO Specific Water Regulated	103241	22,635.67
Bakersfield		2015	201510	00020809	SCADA Cathodic Monitoring System	CWSCO Specific Water Regulated	103241	13,540.28

Bakersfield

District	Sub-Area	Year	Month Number	Work Order Number	Work Order Description	Work Order Type	UPIS Account	Actual Cost
Bakersfield		2015	201505	00021060	SCADA REMOTES RTUS	CWSCO Specific Water Regulated	103241	3,488.09
Bakersfield		2015	201505	00021060	SCADA REMOTES RTUS	CWSCO Specific Water Regulated	103241	3,488.09
Bakersfield		2015	201505	00021060	SCADA REMOTES RTUS	CWSCO Specific Water Regulated	103241	3,488.09
Bakersfield		2015	201505	00021060	SCADA REMOTES RTUS	CWSCO Specific Water Regulated	103241	3,488.09
Bakersfield		2015	201505	00021060	SCADA REMOTES RTUS	CWSCO Specific Water Regulated	103241	3,488.09
Bakersfield		2015	201505	00021060	SCADA REMOTES RTUS	CWSCO Specific Water Regulated	103241	3,488.09
Bakersfield		2015	201505	00021060	SCADA REMOTES RTUS	CWSCO Specific Water Regulated	103241	3,488.09
Bakersfield		2015	201505	00021060	SCADA REMOTES RTUS	CWSCO Specific Water Regulated	103241	3,488.09
Bakersfield		2015	201505	00021060	SCADA REMOTES RTUS	CWSCO Specific Water Regulated	103241	3,488.09
Bakersfield		2015	201505	00021060	SCADA REMOTES RTUS	CWSCO Specific Water Regulated	103241	3,488.09
Bakersfield		2015	201505	00021060	SCADA REMOTES RTUS	CWSCO Specific Water Regulated	103241	3,488.09
Bakersfield		2015	201505	00021060	SCADA REMOTES RTUS	CWSCO Specific Water Regulated	103241	3,488.09
Bakersfield		2015	201505	00021060	SCADA REMOTES RTUS	CWSCO Specific Water Regulated	103241	3,488.09
Bakersfield		2015	201505	00021060	SCADA REMOTES RTUS	CWSCO Specific Water Regulated	103241	3,488.15
Bakersfield		2015	201505	00021060	SCADA REMOTES RTUS	CWSCO Specific Water Regulated	103241	3,488.09
Bakersfield		2015	201501	00033170	BK 045-T1: Install Int. Saf-T-Climb	CWSCO Specific Water Regulated	103420	3,166.06
Bakersfield		2015	201509	00042288	MICROWAVE / TWO-WAY RADIO SYSTEM	CWSCO Non-Spec Water Reg Equipment	103760	274,970.76
Bakersfield		2015	201506	00045088	4505 Hughes Ln. Inst 1-8" FPS	CWSCO Non-Spec Water Reg Contributn	103450	31,435.44
Bakersfield		2015	201507	00051708	BK 148-T2: Install Int. Saf-T-Rail	CWSCO Specific Water Regulated	103420	2,964.66
Bakersfield		2015	201509	00051808	BK 045-T2: Tank Upgrades	CWSCO Specific Water Regulated	103420	14,593.27
Bakersfield		2015	201509	00051808	BK 045-T2: Tank Upgrades	CWSCO Specific Water Regulated	103420	9,792.60
Bakersfield		2015	201509	00051808	BK 045-T2: Tank Upgrades	CWSCO Specific Water Regulated	103420	8,373.34
Bakersfield		2015	201507	00054208	BK 116-T4: Replace Int. Saf-T-Rail	CWSCO Specific Water Regulated	103420	3,524.11
Bakersfield		2015	201507	00060252	REPLACE 10 LMI CHEMICAL PUMPS	CWSCO Specific Water Regulated	103320	1,037.29
Bakersfield		2015	201507	00060252	REPLACE 10 LMI CHEMICAL PUMPS	CWSCO Specific Water Regulated	103320	1,037.29
Bakersfield		2015	201507	00060252	REPLACE 10 LMI CHEMICAL PUMPS	CWSCO Specific Water Regulated	103320	1,037.29
Bakersfield		2015	201507	00060252	REPLACE 10 LMI CHEMICAL PUMPS	CWSCO Specific Water Regulated	103320	1,037.29
Bakersfield		2015	201507	00060252	REPLACE 10 LMI CHEMICAL PUMPS	CWSCO Specific Water Regulated	103320	1,037.29
Bakersfield		2015	201507	00060252	REPLACE 10 LMI CHEMICAL PUMPS	CWSCO Specific Water Regulated	103320	1,037.29
Bakersfield		2015	201507	00060252	REPLACE 10 LMI CHEMICAL PUMPS	CWSCO Specific Water Regulated	103320	1,037.29
Bakersfield		2015	201507	00060252	REPLACE 10 LMI CHEMICAL PUMPS	CWSCO Specific Water Regulated	103320	1,037.20
Bakersfield		2015	201507	00060252	REPLACE 10 LMI CHEMICAL PUMPS	CWSCO Specific Water Regulated	103320	1,037.29
Bakersfield		2015	201507	00060652	Station 153 Nitrate Analyzer	CWSCO Specific Water Regulated	103320	30,072.26
Bakersfield		2015	201504	00061292	repl flow meter K12 @king & jeffery	CWSCO Specific Water Regulated	103434	3,165.09
Bakersfield		2015	201502	00061292	repl flow meter K12 @king & jeffery	CWSCO Specific Water Regulated	103434	16,900.55
Bakersfield		2015	201502	00061295	repl flow meter at station 186	CWSCO Specific Water Regulated	103240	21,506.91
Bakersfield		2015	201502	00061316	Field Equipment repl./purch.	CWSCO Specific Water Regulated	103780	290.06

Bakersfield

District	Sub-Area	Year	Month Number	Work Order Number	Work Order Description	Work Order Type	UPIS Account	Actual Cost
Bakersfield		2015	201507	00061352	Hoseless sludge vac - NE WTP	CWSCO Specific Water Regulated	103320	189,016.09
Bakersfield		2015	201503	00061595	Equip-Tools for Pump Operators	CWSCO Specific Water Regulated	103780	5,856.31
Bakersfield		2015	201503	00061595	Equip-Tools for Pump Operators	CWSCO Specific Water Regulated	103750	2,386.80
Bakersfield		2015	201503	00061595	Equip-Tools for Pump Operators	CWSCO Specific Water Regulated	103750	2,381.65
Bakersfield		2015	201503	00061595	Equip-Tools for Pump Operators	CWSCO Specific Water Regulated	103750	4,104.91
Bakersfield		2015	201508	00061712	BK 155-T1: Upgrade CP System	CWSCO Specific Water Regulated	103420	16,562.22
Bakersfield		2015	201507	00061734	BK 155-T1: Install Cupola Vent	CWSCO Specific Water Regulated	103420	7,150.14
Bakersfield		2015	201507	00061734	BK 155-T1: Install Cupola Vent	CWSCO Specific Water Regulated	103420	3,250.07
Bakersfield		2015	201502	00061752	BK 176-T1: Upgrade CP System	CWSCO Specific Water Regulated	103420	22,236.76
Bakersfield		2015	201502	00062352	Chairs / Tables for BK Field Conf R	CWSCO Specific Water Regulated	103720	2,744.56
Bakersfield		2015	201504	00062892	Install AC unit at NE WTP	CWSCO Specific Water Regulated	103310	8,904.22
Bakersfield		2015	201503	00063693	BK 162 C & D: Repalce Booster Pumps	CWSCO Specific Water Regulated	103240	(6,183.96)
Bakersfield		2015	201504	00063693	BK 162 C & D: Repalce Booster Pumps	CWSCO Specific Water Regulated	103240	(5,020.50)
Bakersfield		2015	201502	00065370	REPLACE ITRON HANDHELDS	CWSCO Specific Water Regulated	103721	138.11
Bakersfield		2015	201503	00065509	Conversions of Flat Rate to Meters	CWSCO Specific Water Regulated	103450	(638.24)
Bakersfield		2015	201508	00065547	Convert Flat Rates to Meters	CWSCO Specific Water Regulated	103780	438.83
Bakersfield		2015	201508	00065547	Convert Flat Rates to Meters	CWSCO Specific Water Regulated	103460	13,082.88
Bakersfield		2015	201508	00065547	Convert Flat Rates to Meters	CWSCO Specific Water Regulated	103460	39,012.87
Bakersfield		2015	201508	00065547	Convert Flat Rates to Meters	CWSCO Specific Water Regulated	103460	5,185.19
Bakersfield		2015	201508	00065547	Convert Flat Rates to Meters	CWSCO Specific Water Regulated	103460	2,366.40
Bakersfield		2015	201508	00065547	Convert Flat Rates to Meters	CWSCO Specific Water Regulated	103460	546.14
Bakersfield		2015	201508	00065547	Convert Flat Rates to Meters	CWSCO Specific Water Regulated	103460	1,918.83
Bakersfield		2015	201508	00065547	Convert Flat Rates to Meters	CWSCO Specific Water Regulated	103460	13,020.27
Bakersfield		2015	201508	00065547	Convert Flat Rates to Meters	CWSCO Specific Water Regulated	103460	1,204.23
Bakersfield		2015	201508	00065547	Convert Flat Rates to Meters	CWSCO Specific Water Regulated	103460	1,297.86
Bakersfield		2015	201508	00065547	Convert Flat Rates to Meters	CWSCO Specific Water Regulated	103460	372.78
Bakersfield		2015	201508	00065547	Convert Flat Rates to Meters	CWSCO Specific Water Regulated	103450	1,452,282.94
Bakersfield		2015	201504	00076073	Install 16" DI Main in Akers Rd.	CWSCO Specific Water Regulated	103435	186,998.18
Bakersfield		2015	201504	00076073	Install 16" DI Main in Akers Rd.	CWSCO Specific Water Regulated	103434	1,307.24
Bakersfield		2015	201504	00076073	Install 16" DI Main in Akers Rd.	CWSCO Specific Water Regulated	103433	5,987.53
Bakersfield		2015	201505	00079093	4600 E Brundage Ln - 8" FS	CWSCO Non-Spec Water Reg Contributn	103480	11,861.31
Bakersfield		2015	201505	00079093	4600 E Brundage Ln - 8" FS	CWSCO Non-Spec Water Reg Contributn	103450	12,565.54
Bakersfield		2015	201501	00082578	October Sky Main Extension	CWSCO Non-Spec Water Reg Contributn	103480	6,807.16
Bakersfield		2015	201501	00082578	October Sky Main Extension	CWSCO Non-Spec Water Reg Contributn	103436	17,719.04
Bakersfield		2015	201503	00084737	2300 Bahamas 4" FPS	CWSCO Non-Spec Water Reg Contributn	103450	18,000.00
Bakersfield		2015	201504	00090801	601 4th St 8" FPS	CWSCO Non-Spec Water Reg Contributn	103450	16,469.63
Bakersfield		2015	201502	00092628	4580 Coffee	CWSCO Non-Spec Water Reg Contributn	103450	5,810.00
Bakersfield		2015	201508	00093537	BK 208-PT3: Replace Bladder Tank	CWSCO Non-Spec Water Regulated	103240	120,845.26

Bakersfield

District	Sub-Area	Year	Month Number	Work Order Number	Work Order Description	Work Order Type	UPIS Account	Actual Cost
Bakersfield		2015	201508	00093537	BK 208-PT3: Replace Bladder Tank	CWSCO Non-Spec Water Regulated	103210	20,902.68
Bakersfield		2015	201508	00093537	BK 208-PT3: Replace Bladder Tank	CWSCO Non-Spec Water Regulated	103210	40,197.44
Bakersfield		2015	201501	00093608	414 Yampa 4" Service	CWSCO Non-Spec Water Reg Contributn	103450	21,555.79
Bakersfield		2015	201511	00094142	422 Oak Street 6" FPS	CWSCO Non-Spec Water Reg Contributn	103450	15,440.49
Bakersfield		2015	201506	00095279	2100 Panama Lane 4" FPS	CWSCO Non-Spec Water Reg Contributn	103450	14,448.00
Bakersfield		2015	201511	00095421	1006 Baker Street 6" FPS/Dom	CWSCO Non-Spec Water Reg Contributn	103450	9,146.10
Bakersfield		2015	201506	00095818	2300 White Lane 2" Service	CWSCO Non-Spec Water Reg Contributn	103450	5,998.50
Bakersfield		2015	201501	00096481	Pump Seals	CWSCO Non-Spec Water Regulated	103240	5,850.72
Bakersfield		2015	201501	00096749	601 Tollhouse Drive 2 1" Serv	CWSCO Non-Spec Water Reg Contributn	103450	2,729.15
Bakersfield		2015	201505	00096799	Vineland 2" Irrigation	CWSCO Non-Spec Water Reg Contributn	103450	10,708.60
Bakersfield		2015	201502	00096806	7301 Meany Ave 6" FPS	CWSCO Non-Spec Water Reg Contributn	103450	7,350.00
Bakersfield		2015	201511	00096991	Niles and Monterey 2" Irri	CWSCO Non-Spec Water Reg Contributn	103450	5,723.32
Bakersfield		2015	201511	00096992	Oregon Stree & 178 2" Irri	CWSCO Non-Spec Water Reg Contributn	103450	3,107.02
Bakersfield		2015	201507	00096996	BK sta. 107-01 Replace Pump/Motor	CWSCO Non-Spec Water Regulated	103240	51,303.59
Bakersfield		2015	201509	00096999	BK 182-01: Replace Pumping equip	CWSCO Non-Spec Water Regulated	103240	173,622.26
Bakersfield		2015	201503	00097028	BK 82-01: Replace Pump/Motor	CWSCO Non-Spec Water Regulated	103240	137.60
Bakersfield		2015	201510	00097297	Wible N. of Hosking Hydrant Relo	CWSCO Non-Spec Water Reg Contributn	103480	6,488.70
Bakersfield		2015	201510	00097297	Wible N. of Hosking Hydrant Relo	CWSCO Non-Spec Water Reg Contributn	103450	2,322.00
Bakersfield		2015	201506	00097733	2626 Ming Hydrant Conversion to FPS	CWSCO Non-Spec Water Reg Contributn	103450	4,662.41
Bakersfield		2015	201512	00098000	Convert Flat Rates to Meters 2015	CWSCO Specific Water Regulated	103460	983.76
Bakersfield		2015	201512	00098000	Convert Flat Rates to Meters 2015	CWSCO Specific Water Regulated	103460	2,987.70
Bakersfield		2015	201512	00098000	Convert Flat Rates to Meters 2015	CWSCO Specific Water Regulated	103460	1,654.79
Bakersfield		2015	201512	00098000	Convert Flat Rates to Meters 2015	CWSCO Specific Water Regulated	103460	13,868.36
Bakersfield		2015	201512	00098000	Convert Flat Rates to Meters 2015	CWSCO Specific Water Regulated	103460	30,331.96
Bakersfield		2015	201512	00098000	Convert Flat Rates to Meters 2015	CWSCO Specific Water Regulated	103460	2,982.01
Bakersfield		2015	201512	00098000	Convert Flat Rates to Meters 2015	CWSCO Specific Water Regulated	103460	600.53
Bakersfield		2015	201512	00098000	Convert Flat Rates to Meters 2015	CWSCO Specific Water Regulated	103460	6,254.92
Bakersfield		2015	201512	00098000	Convert Flat Rates to Meters 2015	CWSCO Specific Water Regulated	103460	42,756.48
Bakersfield		2015	201512	00098000	Convert Flat Rates to Meters 2015	CWSCO Specific Water Regulated	103450	1,317,337.24
Bakersfield		2015	201501	00098777	Replace Pump/Motor BK 199-01	CWSCO Non-Spec Water Regulated	103240	16,952.04
Bakersfield		2015	201506	00098804	2701 Ming 2" Domestic	CWSCO Non-Spec Water Reg Contributn	103450	22,489.86
Bakersfield		2015	201508	00098978	Rebuild raw water pumps	CWSCO Non-Spec Water Regulated	103240	141,466.40
Bakersfield		2015	201507	00098981	instl flo moitor @ sta 23 D	CWSCO Non-Spec Water Regulated	103240	4,379.09
Bakersfield		2015	201510	00098986	Replace Pump Parts-BK 129-01	CWSCO Non-Spec Water Regulated	103240	74,800.29
Bakersfield		2015	201510	00099561	repl 8" fill valve meter at NWTP	CWSCO Non-Spec Water Regulated	103240	8,135.08
Bakersfield		2015	201501	00100117	STA 188 PANELBOARD COVER	CWSCO Non-Spec Water Regulated	103240	4,735.88
Bakersfield		2015	201504	00100220	Microwave switches BK SCADA	CWSCO Non-Spec Water Regulated	103241	6,145.09
Bakersfield		2015	201504	00100220	Microwave switches BK SCADA	CWSCO Non-Spec Water Regulated	103241	6,145.08

Bakersfield

District	Sub-Area	Year	Month Number	Work Order Number	Work Order Description	Work Order Type	UPIS Account	Actual Cost
Bakersfield		2015	201504	00100220	Microwave switches BK SCADA	CWSCO Non-Spec Water Regulated	103241	3,072.54
Bakersfield		2015	201504	00100220	Microwave switches BK SCADA	CWSCO Non-Spec Water Regulated	103241	6,145.08
Bakersfield		2015	201504	00100220	Microwave switches BK SCADA	CWSCO Non-Spec Water Regulated	103241	6,145.08
Bakersfield		2015	201508	00100284	Brite St. main relocations	CWSCO Non-Spec Water Regulated	103436	102,670.63
Bakersfield		2015	201502	00100530	Re-route drains - NW WTP	CWSCO Non-Spec Water Regulated	103320	4,280.91
Bakersfield		2015	201502	00100531	Rebuild chemical transfer system	CWSCO Non-Spec Water Regulated	103320	24,656.61
Bakersfield		2015	201504	00100977	Rebuild Evap Coolers - NE WTP	CWSCO Non-Spec Water Regulated	103310	3,360.59
Bakersfield		2015	201506	00100978	Permanganate mixer	CWSCO Non-Spec Water Regulated	103320	3,957.58
Bakersfield		2015	201503	00101047	ACCESS CONTROL SOFTWARE	CWSCO Non-Spec Water Reg Equipment	103722	1,250.00
Bakersfield		2015	201505	00101083	Rebuild chemical feed pumps	CWSCO Non-Spec Water Regulated	103320	13,442.94
Bakersfield		2015	201509	00101085	Rebuild membrane pipe headers	CWSCO Non-Spec Water Regulated	103320	20,768.76
Bakersfield		2015	201503	00101157	Modifications-NE WTP lift station	CWSCO Non-Spec Water Regulated	103320	5,089.67
Bakersfield		2015	201504	00101157	Modifications-NE WTP lift station	CWSCO Non-Spec Water Regulated	103320	9.40
Bakersfield		2015	201510	00101315	INSTALL NEW ROTATING ELEMENT	CWSCO Non-Spec Water Regulated	103240	7,466.86
Bakersfield		2015	201504	00101319	AC overhaul at Sta 215	CWSCO Non-Spec Water Regulated	103310	4,916.54
Bakersfield		2015	201510	00101327	BK 047-02: New Pumping Equip.	CWSCO Non-Spec Water Regulated	103240	44,959.98
Bakersfield		2015	201510	00101498	Install New Pump Equip Stat. 219	CWSCO Non-Spec Water Regulated	103240	160,351.23
Bakersfield		2015	201507	00101499	BK 209 LANDSCAPE	CWSCO Non-Spec Water Regulated	103410	58,817.76
Bakersfield		2015	201505	00101585	Repl pH probe NEBKTP	CWSCO Non-Spec Water Regulated	103320	1.97
Bakersfield		2015	201504	00101585	Repl pH probe NEBKTP	CWSCO Non-Spec Water Regulated	103320	1,510.16
Bakersfield		2015	201511	00101680	West Point & Berger - 8" PVC	CWSCO Non-Spec Water Regulated	103436	512,647.00
Bakersfield		2015	201511	00101680	West Point & Berger - 8" PVC	CWSCO Non-Spec Water Regulated	103435	55,217.39
Bakersfield		2015	201507	00101682	Turbidimeter for NW WTP	CWSCO Non-Spec Water Regulated	103320	3,717.80
Bakersfield		2015	201511	00101757	Roland St. s/of Watts Dr.	CWSCO Non-Spec Water Regulated	103436	77,121.74
Bakersfield		2015	201507	00101858	Rebuild chemical feed skid	CWSCO Non-Spec Water Regulated	103320	14,895.99
Bakersfield		2015	201508	00101860	rebuild chemical feed system	CWSCO Non-Spec Water Regulated	103320	3,713.23
Bakersfield		2015	201510	00101900	instl 2 way mtr 2 Gilmore Buck Owen	CWSCO Non-Spec Water Regulated	103460	2,946.37
Bakersfield		2015	201511	00101966	BK-146-05 column extension	CWSCO Non-Spec Water Regulated	103240	81,404.83
Bakersfield		2015	201512	00102082	Conversion of 930 Flat Rate Service	CWSCO Specific Water Regulated	103460	3,802.69
Bakersfield		2015	201512	00102082	Conversion of 930 Flat Rate Service	CWSCO Specific Water Regulated	103460	1,206.50
Bakersfield		2015	201512	00102082	Conversion of 930 Flat Rate Service	CWSCO Specific Water Regulated	103460	232.93
Bakersfield		2015	201512	00102082	Conversion of 930 Flat Rate Service	CWSCO Specific Water Regulated	103460	453.02
Bakersfield		2015	201512	00102082	Conversion of 930 Flat Rate Service	CWSCO Specific Water Regulated	103460	898.75
Bakersfield		2015	201512	00102082	Conversion of 930 Flat Rate Service	CWSCO Specific Water Regulated	103460	4,657.52
Bakersfield		2015	201512	00102082	Conversion of 930 Flat Rate Service	CWSCO Specific Water Regulated	103460	9,285.21
Bakersfield		2015	201512	00102082	Conversion of 930 Flat Rate Service	CWSCO Specific Water Regulated	103460	179.14
Bakersfield		2015	201512	00102082	Conversion of 930 Flat Rate Service	CWSCO Specific Water Regulated	103460	54.88
Bakersfield		2015	201512	00102082	Conversion of 930 Flat Rate Service	CWSCO Specific Water Regulated	103450	1,469,150.78

Bakersfield

District	Sub-Area	Year	Month Number	Work Order Number	Work Order Description	Work Order Type	UPIS Account	Actual Cost
Bakersfield		2015	201510	00102106	Tank level transmitter	CWSCO Non-Spec Water Regulated	103320	4,948.15
Bakersfield		2015	201508	00102109	Install oil filter on air line	CWSCO Non-Spec Water Regulated	103320	6,419.86
Bakersfield		2015	201510	00102325	Purchase 2 ipads-flushing trks.	CWSCO Non-Spec Water Reg Equipment	103721	2,841.91
Bakersfield		2015	201508	00102326	BK 194-T1: Install header cables	CWSCO Non-Spec Water Regulated	103420	5,409.85
Bakersfield		2015	201510	00102865	Replace SCADA monitor	CWSCO Non-Spec Water Regulated	103241	3,572.53
Bakersfield		2015	201510	00102959	BK 089-01:Replace pumping equipment	CWSCO Non-Spec Water Regulated	103240	76,645.68
Bakersfield		2015	201509	00103082	BK-146-02 Shaft Replacement	CWSCO Non-Spec Water Regulated	103240	55,078.10
Bakersfield		2015	201510	00103237	BK 148-A: CDBB Motor bearing	CWSCO Non-Spec Water Regulated	103240	9,131.26
Bakersfield		2015	201509	00103271	New Motor Bearings 123-01	CWSCO Non-Spec Water Regulated	103240	14,414.85
Bakersfield		2015	201507	BKD0500	BK Unsch Main Replacements	CWSCO Non-Spec Water Regulated	103436	19,389.13
Bakersfield		2015	201507	BKD0500	BK Unsch Main Replacements	CWSCO Non-Spec Water Regulated	103436	(4,637.66)
Bakersfield		2015	201507	BKD0500	BK Unsch Main Replacements	CWSCO Non-Spec Water Regulated	103436	4,079.65
Bakersfield		2015	201506	BKD0500	BK Unsch Main Replacements	CWSCO Non-Spec Water Regulated	103436	9,441.48
Bakersfield		2015	201506	BKD0500	BK Unsch Main Replacements	CWSCO Non-Spec Water Regulated	103436	9,544.94
Bakersfield		2015	201506	BKD0500	BK Unsch Main Replacements	CWSCO Non-Spec Water Regulated	103436	27,532.10
Bakersfield		2015	201512	BKD0500	BK Unsch Main Replacements	CWSCO Non-Spec Water Regulated	103436	38,374.38
Bakersfield		2015	201512	BKD0500	BK Unsch Main Replacements	CWSCO Non-Spec Water Regulated	103436	(57,684.78)
Bakersfield		2015	201512	BKD0500	BK Unsch Main Replacements	CWSCO Non-Spec Water Regulated	103436	19,775.69
Bakersfield		2015	201506	BKD0500	BK Unsch Main Replacements	CWSCO Non-Spec Water Regulated	103436	5,830.15
Bakersfield		2015	201506	BKD0500	BK Unsch Main Replacements	CWSCO Non-Spec Water Regulated	103436	21,337.13
Bakersfield		2015	201506	BKD0500	BK Unsch Main Replacements	CWSCO Non-Spec Water Regulated	103436	3,557.87
Bakersfield		2015	201506	BKD0500	BK Unsch Main Replacements	CWSCO Non-Spec Water Regulated	103436	7,787.35
Bakersfield		2015	201506	BKD0500	BK Unsch Main Replacements	CWSCO Non-Spec Water Regulated	103436	-
Bakersfield		2015	201506	BKD0500	BK Unsch Main Replacements	CWSCO Non-Spec Water Regulated	103436	3,026.96
Bakersfield		2015	201506	BKD0500	BK Unsch Main Replacements	CWSCO Non-Spec Water Regulated	103436	(59,872.41)
Bakersfield		2015	201511	BKD0500	BK Unsch Main Replacements	CWSCO Non-Spec Water Regulated	103436	12,283.66
Bakersfield		2015	201511	BKD0500	BK Unsch Main Replacements	CWSCO Non-Spec Water Regulated	103436	21,248.80
Bakersfield		2015	201511	BKD0500	BK Unsch Main Replacements	CWSCO Non-Spec Water Regulated	103436	4,462.24
Bakersfield		2015	201505	BKD0500	BK Unsch Main Replacements	CWSCO Non-Spec Water Regulated	103436	42,998.30
Bakersfield		2015	201505	BKD0500	BK Unsch Main Replacements	CWSCO Non-Spec Water Regulated	103436	10,767.13
Bakersfield		2015	201505	BKD0500	BK Unsch Main Replacements	CWSCO Non-Spec Water Regulated	103436	(9,784.88)
Bakersfield		2015	201501	BKD0500	BK Unsch Main Replacements	CWSCO Non-Spec Water Regulated	103436	221.74
Bakersfield		2015	201501	BKD0500	BK Unsch Main Replacements	CWSCO Non-Spec Water Regulated	103436	8,802.65
Bakersfield		2015	201510	BKD0500	BK Unsch Main Replacements	CWSCO Non-Spec Water Regulated	103436	206.67
Bakersfield		2015	201501	BKD0500	BK Unsch Main Replacements	CWSCO Non-Spec Water Regulated	103436	886.94
Bakersfield		2015	201510	BKD0500	BK Unsch Main Replacements	CWSCO Non-Spec Water Regulated	103436	6,151.45
Bakersfield		2015	201510	BKD0500	BK Unsch Main Replacements	CWSCO Non-Spec Water Regulated	103436	2,349.68
Bakersfield		2015	201504	BKD0500	BK Unsch Main Replacements	CWSCO Non-Spec Water Regulated	103436	354.84

Bakersfield

District	Sub-Area	Year	Month Number	Work Order Number	Work Order Description	Work Order Type	UPIS Account	Actual Cost
Bakersfield		2015	201509	BKD0500	BK Unsch Main Replacements	CWSCO Non-Spec Water Regulated	103436	(18,511.17)
Bakersfield		2015	201504	BKD0500	BK Unsch Main Replacements	CWSCO Non-Spec Water Regulated	103436	4,969.28
Bakersfield		2015	201509	BKD0500	BK Unsch Main Replacements	CWSCO Non-Spec Water Regulated	103436	22,127.64
Bakersfield		2015	201509	BKD0500	BK Unsch Main Replacements	CWSCO Non-Spec Water Regulated	103436	37,880.10
Bakersfield		2015	201504	BKD0500	BK Unsch Main Replacements	CWSCO Non-Spec Water Regulated	103436	8,383.22
Bakersfield		2015	201504	BKD0500	BK Unsch Main Replacements	CWSCO Non-Spec Water Regulated	103436	2,184.52
Bakersfield		2015	201510	BKD0500	BK Unsch Main Replacements	CWSCO Non-Spec Water Regulated	103436	10,982.28
Bakersfield		2015	201508	BKD0500	BK Unsch Main Replacements	CWSCO Non-Spec Water Regulated	103436	1,819.15
Bakersfield		2015	201508	BKD0500	BK Unsch Main Replacements	CWSCO Non-Spec Water Regulated	103436	862.66
Bakersfield		2015	201508	BKD0500	BK Unsch Main Replacements	CWSCO Non-Spec Water Regulated	103436	404.01
Bakersfield		2015	201508	BKD0500	BK Unsch Main Replacements	CWSCO Non-Spec Water Regulated	103436	(3,405.77)
Bakersfield		2015	201502	BKD0500	BK Unsch Main Replacements	CWSCO Non-Spec Water Regulated	103436	20,366.89
Bakersfield		2015	201502	BKD0500	BK Unsch Main Replacements	CWSCO Non-Spec Water Regulated	103436	5,162.78
Bakersfield		2015	201502	BKD0500	BK Unsch Main Replacements	CWSCO Non-Spec Water Regulated	103436	267.84
Bakersfield		2015	201502	BKD0500	BK Unsch Main Replacements	CWSCO Non-Spec Water Regulated	103436	(11,417.23)
Bakersfield		2015	201503	BKD0500	BK Unsch Main Replacements	CWSCO Non-Spec Water Regulated	103436	7,567.92
Bakersfield		2015	201503	BKD0500	BK Unsch Main Replacements	CWSCO Non-Spec Water Regulated	103436	40,611.08
Bakersfield		2015	201503	BKD0500	BK Unsch Main Replacements	CWSCO Non-Spec Water Regulated	103436	31,473.22
Bakersfield		2015	201503	BKD0500	BK Unsch Main Replacements	CWSCO Non-Spec Water Regulated	103436	942.13
Bakersfield		2015	201503	BKD0500	BK Unsch Main Replacements	CWSCO Non-Spec Water Regulated	103436	4,292.97
Bakersfield		2015	201503	BKD0500	BK Unsch Main Replacements	CWSCO Non-Spec Water Regulated	103436	(24,291.61)
Bakersfield		2015	201503	BKD0500	BK Unsch Main Replacements	CWSCO Non-Spec Water Regulated	103435	(5,579.03)
Bakersfield		2015	201506	BKD0500	BK Unsch Main Replacements	CWSCO Non-Spec Water Regulated	103435	6,585.06
Bakersfield		2015	201501	BKD0500	BK Unsch Main Replacements	CWSCO Non-Spec Water Regulated	103435	939.45
Bakersfield		2015	201501	BKD0500	BK Unsch Main Replacements	CWSCO Non-Spec Water Regulated	103435	3,757.79
Bakersfield		2015	201509	BKD0500	BK Unsch Main Replacements	CWSCO Non-Spec Water Regulated	103435	29,819.29
Bakersfield		2015	201502	BKD0500	BK Unsch Main Replacements	CWSCO Non-Spec Water Regulated	103435	181.28
Bakersfield		2015	201502	BKD0500	BK Unsch Main Replacements	CWSCO Non-Spec Water Regulated	103435	700.51
Bakersfield		2015	201503	BKD0500	BK Unsch Main Replacements	CWSCO Non-Spec Water Regulated	103435	9,994.83
Bakersfield		2015	201506	BKD0500	BK Unsch Main Replacements	CWSCO Non-Spec Water Regulated	103434	3,144.30
Bakersfield		2015	201509	BKD0500	BK Unsch Main Replacements	CWSCO Non-Spec Water Regulated	103434	(107.04)
Bakersfield		2015	201509	BKD0500	BK Unsch Main Replacements	CWSCO Non-Spec Water Regulated	103434	4,570.19
Bakersfield		2015	201508	BKD0500	BK Unsch Main Replacements	CWSCO Non-Spec Water Regulated	103434	25.01
Bakersfield		2015	201508	BKD0500	BK Unsch Main Replacements	CWSCO Non-Spec Water Regulated	103434	82.03
Bakersfield		2015	201501	BKD0500	BK Unsch Main Replacements	CWSCO Non-Spec Water Regulated	103433	44.33
Bakersfield		2015	201501	BKD0500	BK Unsch Main Replacements	CWSCO Non-Spec Water Regulated	103433	177.32
Bakersfield		2015	201503	BKD0500	BK Unsch Main Replacements	CWSCO Non-Spec Water Regulated	103433	(221.65)
Bakersfield		2015	201512	BKD0500	BK Unsch Main Replacements	CWSCO Non-Spec Water Regulated	103432	(1,576.80)

Bakersfield

District	Sub-Area	Year	Month Number	Work Order Number	Work Order Description	Work Order Type	UPIS Account	Actual Cost
Bakersfield		2015	201511	BKD0500	BK Unsch Main Replacements	CWSCO Non-Spec Water Regulated	103432	1,303.14
Bakersfield		2015	201511	BKD0500	BK Unsch Main Replacements	CWSCO Non-Spec Water Regulated	103432	273.66
Bakersfield		2015	201507	BKD0520	BK Unsch Casings & Covers	CWSCO Non-Spec Water Regulated	103434	784.33
Bakersfield		2015	201507	BKD0520	BK Unsch Casings & Covers	CWSCO Non-Spec Water Regulated	103434	(13,736.60)
Bakersfield		2015	201507	BKD0520	BK Unsch Casings & Covers	CWSCO Non-Spec Water Regulated	103434	1,434.44
Bakersfield		2015	201503	BKD0520	BK Unsch Casings & Covers	CWSCO Non-Spec Water Regulated	103434	1,625.31
Bakersfield		2015	201503	BKD0520	BK Unsch Casings & Covers	CWSCO Non-Spec Water Regulated	103434	1,213.98
Bakersfield		2015	201503	BKD0520	BK Unsch Casings & Covers	CWSCO Non-Spec Water Regulated	103434	18,252.24
Bakersfield		2015	201503	BKD0520	BK Unsch Casings & Covers	CWSCO Non-Spec Water Regulated	103434	1,625.31
Bakersfield		2015	201503	BKD0520	BK Unsch Casings & Covers	CWSCO Non-Spec Water Regulated	103434	1,400.21
Bakersfield		2015	201503	BKD0520	BK Unsch Casings & Covers	CWSCO Non-Spec Water Regulated	103434	1,213.98
Bakersfield		2015	201512	BKD0520	BK Unsch Casings & Covers	CWSCO Non-Spec Water Regulated	103434	11,528.41
Bakersfield		2015	201512	BKD0520	BK Unsch Casings & Covers	CWSCO Non-Spec Water Regulated	103434	36,966.08
Bakersfield		2015	201512	BKD0520	BK Unsch Casings & Covers	CWSCO Non-Spec Water Regulated	103434	49,584.78
Bakersfield		2015	201512	BKD0520	BK Unsch Casings & Covers	CWSCO Non-Spec Water Regulated	103434	3,868.47
Bakersfield		2015	201506	BKD0520	BK Unsch Casings & Covers	CWSCO Non-Spec Water Regulated	103434	1,846.23
Bakersfield		2015	201506	BKD0520	BK Unsch Casings & Covers	CWSCO Non-Spec Water Regulated	103434	7,951.88
Bakersfield		2015	201506	BKD0520	BK Unsch Casings & Covers	CWSCO Non-Spec Water Regulated	103434	4,365.55
Bakersfield		2015	201506	BKD0520	BK Unsch Casings & Covers	CWSCO Non-Spec Water Regulated	103434	1,025.34
Bakersfield		2015	201506	BKD0520	BK Unsch Casings & Covers	CWSCO Non-Spec Water Regulated	103434	7,513.57
Bakersfield		2015	201506	BKD0520	BK Unsch Casings & Covers	CWSCO Non-Spec Water Regulated	103434	13,476.54
Bakersfield		2015	201506	BKD0520	BK Unsch Casings & Covers	CWSCO Non-Spec Water Regulated	103434	7,628.44
Bakersfield		2015	201506	BKD0520	BK Unsch Casings & Covers	CWSCO Non-Spec Water Regulated	103434	3,553.86
Bakersfield		2015	201512	BKD0520	BK Unsch Casings & Covers	CWSCO Non-Spec Water Regulated	103434	6,596.35
Bakersfield		2015	201512	BKD0520	BK Unsch Casings & Covers	CWSCO Non-Spec Water Regulated	103434	(147,263.51)
Bakersfield		2015	201512	BKD0520	BK Unsch Casings & Covers	CWSCO Non-Spec Water Regulated	103434	58,457.18
Bakersfield		2015	201506	BKD0520	BK Unsch Casings & Covers	CWSCO Non-Spec Water Regulated	103434	(59,752.40)
Bakersfield		2015	201511	BKD0520	BK Unsch Casings & Covers	CWSCO Non-Spec Water Regulated	103434	45,498.07
Bakersfield		2015	201511	BKD0520	BK Unsch Casings & Covers	CWSCO Non-Spec Water Regulated	103434	10,689.05
Bakersfield		2015	201511	BKD0520	BK Unsch Casings & Covers	CWSCO Non-Spec Water Regulated	103434	5,402.13
Bakersfield		2015	201511	BKD0520	BK Unsch Casings & Covers	CWSCO Non-Spec Water Regulated	103434	4,228.98
Bakersfield		2015	201505	BKD0520	BK Unsch Casings & Covers	CWSCO Non-Spec Water Regulated	103434	7,901.94
Bakersfield		2015	201505	BKD0520	BK Unsch Casings & Covers	CWSCO Non-Spec Water Regulated	103434	2,096.49
Bakersfield		2015	201505	BKD0520	BK Unsch Casings & Covers	CWSCO Non-Spec Water Regulated	103434	3,350.31
Bakersfield		2015	201501	BKD0520	BK Unsch Casings & Covers	CWSCO Non-Spec Water Regulated	103434	19,452.01
Bakersfield		2015	201501	BKD0520	BK Unsch Casings & Covers	CWSCO Non-Spec Water Regulated	103434	5,889.37
Bakersfield		2015	201501	BKD0520	BK Unsch Casings & Covers	CWSCO Non-Spec Water Regulated	103434	4,078.34
Bakersfield		2015	201501	BKD0520	BK Unsch Casings & Covers	CWSCO Non-Spec Water Regulated	103434	(4,135.49)

Bakersfield

District	Sub-Area	Year	Month Number	Work Order Number	Work Order Description	Work Order Type	UPIS Account	Actual Cost
Bakersfield		2015	201510	BKD0520	BK Unsch Casings & Covers	CWSCO Non-Spec Water Regulated	103434	60,554.73
Bakersfield		2015	201510	BKD0520	BK Unsch Casings & Covers	CWSCO Non-Spec Water Regulated	103434	13,063.39
Bakersfield		2015	201510	BKD0520	BK Unsch Casings & Covers	CWSCO Non-Spec Water Regulated	103434	1,651.91
Bakersfield		2015	201510	BKD0520	BK Unsch Casings & Covers	CWSCO Non-Spec Water Regulated	103434	6,175.25
Bakersfield		2015	201509	BKD0520	BK Unsch Casings & Covers	CWSCO Non-Spec Water Regulated	103434	9,871.89
Bakersfield		2015	201509	BKD0520	BK Unsch Casings & Covers	CWSCO Non-Spec Water Regulated	103434	4,834.10
Bakersfield		2015	201504	BKD0520	BK Unsch Casings & Covers	CWSCO Non-Spec Water Regulated	103434	30,772.94
Bakersfield		2015	201504	BKD0520	BK Unsch Casings & Covers	CWSCO Non-Spec Water Regulated	103434	7,818.77
Bakersfield		2015	201504	BKD0520	BK Unsch Casings & Covers	CWSCO Non-Spec Water Regulated	103434	502.12
Bakersfield		2015	201504	BKD0520	BK Unsch Casings & Covers	CWSCO Non-Spec Water Regulated	103434	6,825.79
Bakersfield		2015	201502	BKD0520	BK Unsch Casings & Covers	CWSCO Non-Spec Water Regulated	103434	11,361.27
Bakersfield		2015	201502	BKD0520	BK Unsch Casings & Covers	CWSCO Non-Spec Water Regulated	103434	1,524.69
Bakersfield		2015	201502	BKD0520	BK Unsch Casings & Covers	CWSCO Non-Spec Water Regulated	103434	(18.65)
Bakersfield		2015	201508	BKD0520	BK Unsch Casings & Covers	CWSCO Non-Spec Water Regulated	103434	3,625.86
Bakersfield		2015	201508	BKD0520	BK Unsch Casings & Covers	CWSCO Non-Spec Water Regulated	103434	761.43
Bakersfield		2015	201502	BKD0520	BK Unsch Casings & Covers	CWSCO Non-Spec Water Regulated	103434	43,868.03
Bakersfield		2015	201503	BKD0520	BK Unsch Casings & Covers	CWSCO Non-Spec Water Regulated	103434	2,724.44
Bakersfield		2015	201503	BKD0520	BK Unsch Casings & Covers	CWSCO Non-Spec Water Regulated	103434	14,351.74
Bakersfield		2015	201503	BKD0520	BK Unsch Casings & Covers	CWSCO Non-Spec Water Regulated	103434	5,282.86
Bakersfield		2015	201503	BKD0520	BK Unsch Casings & Covers	CWSCO Non-Spec Water Regulated	103434	739.23
Bakersfield		2015	201503	BKD0520	BK Unsch Casings & Covers	CWSCO Non-Spec Water Regulated	103434	1,697.98
Bakersfield		2015	201503	BKD0520	BK Unsch Casings & Covers	CWSCO Non-Spec Water Regulated	103434	6,372.97
Bakersfield		2015	201503	BKD0520	BK Unsch Casings & Covers	CWSCO Non-Spec Water Regulated	103434	5,390.69
Bakersfield		2015	201503	BKD0520	BK Unsch Casings & Covers	CWSCO Non-Spec Water Regulated	103434	1,400.21
Bakersfield		2015	201503	BKD0520	BK Unsch Casings & Covers	CWSCO Non-Spec Water Regulated	103434	828.53
Bakersfield		2015	201503	BKD0520	BK Unsch Casings & Covers	CWSCO Non-Spec Water Regulated	103434	1,213.98
Bakersfield		2015	201505	BKD0520	BK Unsch Casings & Covers	CWSCO Non-Spec Water Regulated	103434	484.04
Bakersfield		2015	201503	BKD0520	BK Unsch Casings & Covers	CWSCO Non-Spec Water Regulated	103434	1,406.07
Bakersfield		2015	201503	BKD0520	BK Unsch Casings & Covers	CWSCO Non-Spec Water Regulated	103434	2,062.33
Bakersfield		2015	201503	BKD0520	BK Unsch Casings & Covers	CWSCO Non-Spec Water Regulated	103434	17,971.74
Bakersfield		2015	201503	BKD0520	BK Unsch Casings & Covers	CWSCO Non-Spec Water Regulated	103434	(82,019.57)
Bakersfield		2015	201503	BKD0520	BK Unsch Casings & Covers	CWSCO Non-Spec Water Regulated	103434	5,046.21
Bakersfield		2015	201507	BKD0520	BK Unsch Casings & Covers	CWSCO Non-Spec Water Regulated	103434	2,296.44
Bakersfield		2015	201501	BKD0530	BK Unsch Hydrant Replacements	CWSCO Non-Spec Water Regulated	103480	317.34
Bakersfield		2015	201512	BKD0530	BK Unsch Hydrant Replacements	CWSCO Non-Spec Water Regulated	103480	15,537.59
Bakersfield		2015	201506	BKD0530	BK Unsch Hydrant Replacements	CWSCO Non-Spec Water Regulated	103480	7,303.16
Bakersfield		2015	201511	BKD0530	BK Unsch Hydrant Replacements	CWSCO Non-Spec Water Regulated	103480	1,651.15
Bakersfield		2015	201511	BKD0530	BK Unsch Hydrant Replacements	CWSCO Non-Spec Water Regulated	103480	1,108.30

Bakersfield

District	Sub-Area	Year	Month Number	Work Order Number	Work Order Description	Work Order Type	UPIS Account	Actual Cost
Bakersfield		2015	201511	BKD0530	BK Unsch Hydrant Replacements	CWSCO Non-Spec Water Regulated	103480	6,069.43
Bakersfield		2015	201501	BKD0530	BK Unsch Hydrant Replacements	CWSCO Non-Spec Water Regulated	103480	1,175.49
Bakersfield		2015	201508	BKD0530	BK Unsch Hydrant Replacements	CWSCO Non-Spec Water Regulated	103480	68.04
Bakersfield		2015	201505	BKD0530	BK Unsch Hydrant Replacements	CWSCO Non-Spec Water Regulated	103480	1,669.58
Bakersfield		2015	201505	BKD0530	BK Unsch Hydrant Replacements	CWSCO Non-Spec Water Regulated	103480	(6,207.84)
Bakersfield		2015	201501	BKD0530	BK Unsch Hydrant Replacements	CWSCO Non-Spec Water Regulated	103480	373.21
Bakersfield		2015	201511	BKD0530	BK Unsch Hydrant Replacements	CWSCO Non-Spec Water Regulated	103480	3,626.48
Bakersfield		2015	201510	BKD0530	BK Unsch Hydrant Replacements	CWSCO Non-Spec Water Regulated	103480	1,358.24
Bakersfield		2015	201510	BKD0530	BK Unsch Hydrant Replacements	CWSCO Non-Spec Water Regulated	103480	4,972.72
Bakersfield		2015	201508	BKD0530	BK Unsch Hydrant Replacements	CWSCO Non-Spec Water Regulated	103480	(1,869.69)
Bakersfield		2015	201506	BKD0530	BK Unsch Hydrant Replacements	CWSCO Non-Spec Water Regulated	103480	(18,912.64)
Bakersfield		2015	201506	BKD0530	BK Unsch Hydrant Replacements	CWSCO Non-Spec Water Regulated	103480	20,209.83
Bakersfield		2015	201504	BKD0530	BK Unsch Hydrant Replacements	CWSCO Non-Spec Water Regulated	103480	2,142.99
Bakersfield		2015	201504	BKD0530	BK Unsch Hydrant Replacements	CWSCO Non-Spec Water Regulated	103480	766.85
Bakersfield		2015	201512	BKD0530	BK Unsch Hydrant Replacements	CWSCO Non-Spec Water Regulated	103480	3,695.49
Bakersfield		2015	201512	BKD0530	BK Unsch Hydrant Replacements	CWSCO Non-Spec Water Regulated	103480	(37,421.65)
Bakersfield		2015	201503	BKD0530	BK Unsch Hydrant Replacements	CWSCO Non-Spec Water Regulated	103480	(5,912.00)
Bakersfield		2015	201504	BKD0530	BK Unsch Hydrant Replacements	CWSCO Non-Spec Water Regulated	103480	7,361.74
Bakersfield		2015	201503	BKD0530	BK Unsch Hydrant Replacements	CWSCO Non-Spec Water Regulated	103480	3,089.48
Bakersfield		2015	201506	BKD0530	BK Unsch Hydrant Replacements	CWSCO Non-Spec Water Regulated	103480	15,005.02
Bakersfield		2015	201504	BKD0530	BK Unsch Hydrant Replacements	CWSCO Non-Spec Water Regulated	103480	443.35
Bakersfield		2015	201504	BKD0530	BK Unsch Hydrant Replacements	CWSCO Non-Spec Water Regulated	103480	6,060.44
Bakersfield		2015	201512	BKD0530	BK Unsch Hydrant Replacements	CWSCO Non-Spec Water Regulated	103480	12,208.61
Bakersfield		2015	201512	BKD0530	BK Unsch Hydrant Replacements	CWSCO Non-Spec Water Regulated	103480	9,909.71
Bakersfield		2015	201502	BKD0530	BK Unsch Hydrant Replacements	CWSCO Non-Spec Water Regulated	103480	1,765.83
Bakersfield		2015	201502	BKD0530	BK Unsch Hydrant Replacements	CWSCO Non-Spec Water Regulated	103480	309.18
Bakersfield		2015	201508	BKD0530	BK Unsch Hydrant Replacements	CWSCO Non-Spec Water Regulated	103480	6,733.49
Bakersfield		2015	201508	BKD0530	BK Unsch Hydrant Replacements	CWSCO Non-Spec Water Regulated	103480	1,887.17
Bakersfield		2015	201502	BKD0530	BK Unsch Hydrant Replacements	CWSCO Non-Spec Water Regulated	103480	6,200.55
Bakersfield		2015	201502	BKD0530	BK Unsch Hydrant Replacements	CWSCO Non-Spec Water Regulated	103480	2,035.34
Bakersfield		2015	201502	BKD0530	BK Unsch Hydrant Replacements	CWSCO Non-Spec Water Regulated	103480	(6,264.94)
Bakersfield		2015	201508	BKD0530	BK Unsch Hydrant Replacements	CWSCO Non-Spec Water Regulated	103480	2,180.91
Bakersfield		2015	201503	BKD0530	BK Unsch Hydrant Replacements	CWSCO Non-Spec Water Regulated	103480	1,756.59
Bakersfield		2015	201505	BKD0530	BK Unsch Hydrant Replacements	CWSCO Non-Spec Water Regulated	103480	6,675.53
Bakersfield		2015	201510	BKD0530	BK Unsch Hydrant Replacements	CWSCO Non-Spec Water Regulated	103480	9,635.41
Bakersfield		2015	201503	BKD0530	BK Unsch Hydrant Replacements	CWSCO Non-Spec Water Regulated	103480	962.12
Bakersfield		2015	201503	BKD0530	BK Unsch Hydrant Replacements	CWSCO Non-Spec Water Regulated	103480	847.39
Bakersfield		2015	201503	BKD0540	BK Unsch Main Valve Replacements	CWSCO Non-Spec Water Regulated	103434	1,058.79

Bakersfield

District	Sub-Area	Year	Month Number	Work Order Number	Work Order Description	Work Order Type	UPIS Account	Actual Cost
Bakersfield		2015	201507	BKD0540	BK Unsch Main Valve Replacements	CWSCO Non-Spec Water Regulated	103434	7,015.32
Bakersfield		2015	201503	BKD0540	BK Unsch Main Valve Replacements	CWSCO Non-Spec Water Regulated	103434	(38,902.79)
Bakersfield		2015	201506	BKD0540	BK Unsch Main Valve Replacements	CWSCO Non-Spec Water Regulated	103434	25,903.54
Bakersfield		2015	201506	BKD0540	BK Unsch Main Valve Replacements	CWSCO Non-Spec Water Regulated	103434	35,924.17
Bakersfield		2015	201506	BKD0540	BK Unsch Main Valve Replacements	CWSCO Non-Spec Water Regulated	103434	(16,214.18)
Bakersfield		2015	201506	BKD0540	BK Unsch Main Valve Replacements	CWSCO Non-Spec Water Regulated	103434	22,864.08
Bakersfield		2015	201512	BKD0540	BK Unsch Main Valve Replacements	CWSCO Non-Spec Water Regulated	103434	9,707.18
Bakersfield		2015	201512	BKD0540	BK Unsch Main Valve Replacements	CWSCO Non-Spec Water Regulated	103434	(34,519.02)
Bakersfield		2015	201512	BKD0540	BK Unsch Main Valve Replacements	CWSCO Non-Spec Water Regulated	103434	8,540.78
Bakersfield		2015	201512	BKD0540	BK Unsch Main Valve Replacements	CWSCO Non-Spec Water Regulated	103434	15,561.49
Bakersfield		2015	201512	BKD0540	BK Unsch Main Valve Replacements	CWSCO Non-Spec Water Regulated	103434	10,448.15
Bakersfield		2015	201511	BKD0540	BK Unsch Main Valve Replacements	CWSCO Non-Spec Water Regulated	103434	3,951.98
Bakersfield		2015	201511	BKD0540	BK Unsch Main Valve Replacements	CWSCO Non-Spec Water Regulated	103434	1,649.95
Bakersfield		2015	201511	BKD0540	BK Unsch Main Valve Replacements	CWSCO Non-Spec Water Regulated	103434	1,176.41
Bakersfield		2015	201511	BKD0540	BK Unsch Main Valve Replacements	CWSCO Non-Spec Water Regulated	103434	3,868.04
Bakersfield		2015	201505	BKD0540	BK Unsch Main Valve Replacements	CWSCO Non-Spec Water Regulated	103434	9,368.62
Bakersfield		2015	201505	BKD0540	BK Unsch Main Valve Replacements	CWSCO Non-Spec Water Regulated	103434	2,345.98
Bakersfield		2015	201505	BKD0540	BK Unsch Main Valve Replacements	CWSCO Non-Spec Water Regulated	103434	(8,078.47)
Bakersfield		2015	201501	BKD0540	BK Unsch Main Valve Replacements	CWSCO Non-Spec Water Regulated	103434	23,493.79
Bakersfield		2015	201501	BKD0540	BK Unsch Main Valve Replacements	CWSCO Non-Spec Water Regulated	103434	5,887.00
Bakersfield		2015	201501	BKD0540	BK Unsch Main Valve Replacements	CWSCO Non-Spec Water Regulated	103434	(33,849.69)
Bakersfield		2015	201510	BKD0540	BK Unsch Main Valve Replacements	CWSCO Non-Spec Water Regulated	103434	23,714.71
Bakersfield		2015	201510	BKD0540	BK Unsch Main Valve Replacements	CWSCO Non-Spec Water Regulated	103434	5,898.38
Bakersfield		2015	201510	BKD0540	BK Unsch Main Valve Replacements	CWSCO Non-Spec Water Regulated	103434	4,343.72
Bakersfield		2015	201510	BKD0540	BK Unsch Main Valve Replacements	CWSCO Non-Spec Water Regulated	103434	(10,084.17)
Bakersfield		2015	201509	BKD0540	BK Unsch Main Valve Replacements	CWSCO Non-Spec Water Regulated	103434	4,186.97
Bakersfield		2015	201509	BKD0540	BK Unsch Main Valve Replacements	CWSCO Non-Spec Water Regulated	103434	6,021.00
Bakersfield		2015	201509	BKD0540	BK Unsch Main Valve Replacements	CWSCO Non-Spec Water Regulated	103434	(47,547.19)
Bakersfield		2015	201509	BKD0540	BK Unsch Main Valve Replacements	CWSCO Non-Spec Water Regulated	103434	30,467.91
Bakersfield		2015	201509	BKD0540	BK Unsch Main Valve Replacements	CWSCO Non-Spec Water Regulated	103434	7,921.29
Bakersfield		2015	201504	BKD0540	BK Unsch Main Valve Replacements	CWSCO Non-Spec Water Regulated	103434	4,024.35
Bakersfield		2015	201504	BKD0540	BK Unsch Main Valve Replacements	CWSCO Non-Spec Water Regulated	103434	1,006.09
Bakersfield		2015	201504	BKD0540	BK Unsch Main Valve Replacements	CWSCO Non-Spec Water Regulated	103434	7,547.61
Bakersfield		2015	201502	BKD0540	BK Unsch Main Valve Replacements	CWSCO Non-Spec Water Regulated	103434	30,702.79
Bakersfield		2015	201502	BKD0540	BK Unsch Main Valve Replacements	CWSCO Non-Spec Water Regulated	103434	8,177.61
Bakersfield		2015	201502	BKD0540	BK Unsch Main Valve Replacements	CWSCO Non-Spec Water Regulated	103434	1,735.83
Bakersfield		2015	201508	BKD0540	BK Unsch Main Valve Replacements	CWSCO Non-Spec Water Regulated	103434	726.05
Bakersfield		2015	201508	BKD0540	BK Unsch Main Valve Replacements	CWSCO Non-Spec Water Regulated	103434	11,171.96

Bakersfield

District	Sub-Area	Year	Month Number	Work Order Number	Work Order Description	Work Order Type	UPIS Account	Actual Cost
Bakersfield		2015	201508	BKD0540	BK Unsch Main Valve Replacements	CWSCO Non-Spec Water Regulated	103434	26,394.20
Bakersfield		2015	201508	BKD0540	BK Unsch Main Valve Replacements	CWSCO Non-Spec Water Regulated	103434	5,750.51
Bakersfield		2015	201508	BKD0540	BK Unsch Main Valve Replacements	CWSCO Non-Spec Water Regulated	103434	263.11
Bakersfield		2015	201502	BKD0540	BK Unsch Main Valve Replacements	CWSCO Non-Spec Water Regulated	103434	271.81
Bakersfield		2015	201502	BKD0540	BK Unsch Main Valve Replacements	CWSCO Non-Spec Water Regulated	103434	2,483.65
Bakersfield		2015	201503	BKD0540	BK Unsch Main Valve Replacements	CWSCO Non-Spec Water Regulated	103434	6,228.65
Bakersfield		2015	201503	BKD0540	BK Unsch Main Valve Replacements	CWSCO Non-Spec Water Regulated	103434	11,769.98
Bakersfield		2015	201503	BKD0540	BK Unsch Main Valve Replacements	CWSCO Non-Spec Water Regulated	103434	4,669.43
Bakersfield		2015	201503	BKD0540	BK Unsch Main Valve Replacements	CWSCO Non-Spec Water Regulated	103434	6,819.50
Bakersfield		2015	201503	BKD0540	BK Unsch Main Valve Replacements	CWSCO Non-Spec Water Regulated	103434	1,967.26
Bakersfield		2015	201503	BKD0540	BK Unsch Main Valve Replacements	CWSCO Non-Spec Water Regulated	103434	4,873.77
Bakersfield		2015	201503	BKD0540	BK Unsch Main Valve Replacements	CWSCO Non-Spec Water Regulated	103434	3,702.62
Bakersfield		2015	201503	BKD0540	BK Unsch Main Valve Replacements	CWSCO Non-Spec Water Regulated	103434	894.09
Bakersfield		2015	201503	BKD0540	BK Unsch Main Valve Replacements	CWSCO Non-Spec Water Regulated	103434	986.66
Bakersfield		2015	201503	BKD0540	BK Unsch Main Valve Replacements	CWSCO Non-Spec Water Regulated	103434	2,120.08
Bakersfield		2015	201503	BKD0540	BK Unsch Main Valve Replacements	CWSCO Non-Spec Water Regulated	103434	3,703.76
Bakersfield		2015	201503	BKD0540	BK Unsch Main Valve Replacements	CWSCO Non-Spec Water Regulated	103434	2,556.30
Bakersfield		2015	201503	BKD0540	BK Unsch Main Valve Replacements	CWSCO Non-Spec Water Regulated	103434	1,671.48
Bakersfield		2015	201503	BKD0540	BK Unsch Main Valve Replacements	CWSCO Non-Spec Water Regulated	103434	884.19
Bakersfield		2015	201507	BKD0540	BK Unsch Main Valve Replacements	CWSCO Non-Spec Water Regulated	103434	1,476.08
Bakersfield		2015	201507	BKD0540	BK Unsch Main Valve Replacements	CWSCO Non-Spec Water Regulated	103434	(5,250.04)
Bakersfield		2015	201507	BKD0600	SERVICES -- ALL SIZES	CWSCO Non-Spec Water Regulated	103450	248,544.37
Bakersfield		2015	201507	BKD0600	SERVICES -- ALL SIZES	CWSCO Non-Spec Water Regulated	103450	12,028.37
Bakersfield		2015	201507	BKD0600	SERVICES -- ALL SIZES	CWSCO Non-Spec Water Regulated	103450	56,889.73
Bakersfield		2015	201507	BKD0600	SERVICES -- ALL SIZES	CWSCO Non-Spec Water Regulated	103450	8,550.53
Bakersfield		2015	201507	BKD0600	SERVICES -- ALL SIZES	CWSCO Non-Spec Water Regulated	103450	(53,873.42)
Bakersfield		2015	201506	BKD0600	SERVICES -- ALL SIZES	CWSCO Non-Spec Water Regulated	103450	1,324,279.31
Bakersfield		2015	201506	BKD0600	SERVICES -- ALL SIZES	CWSCO Non-Spec Water Regulated	103450	(918,793.04)
Bakersfield		2015	201512	BKD0600	SERVICES -- ALL SIZES	CWSCO Non-Spec Water Regulated	103450	(844,291.91)
Bakersfield		2015	201512	BKD0600	SERVICES -- ALL SIZES	CWSCO Non-Spec Water Regulated	103450	1,166,587.95
Bakersfield		2015	201510	BKD0600	SERVICES -- ALL SIZES	CWSCO Non-Spec Water Regulated	103450	(82,804.18)
Bakersfield		2015	201511	BKD0600	SERVICES -- ALL SIZES	CWSCO Non-Spec Water Regulated	103450	21,147.94
Bakersfield		2015	201511	BKD0600	SERVICES -- ALL SIZES	CWSCO Non-Spec Water Regulated	103450	4,537.92
Bakersfield		2015	201511	BKD0600	SERVICES -- ALL SIZES	CWSCO Non-Spec Water Regulated	103450	(41,371.01)
Bakersfield		2015	201511	BKD0600	SERVICES -- ALL SIZES	CWSCO Non-Spec Water Regulated	103450	76,436.69
Bakersfield		2015	201511	BKD0600	SERVICES -- ALL SIZES	CWSCO Non-Spec Water Regulated	103450	335,204.84
Bakersfield		2015	201505	BKD0600	SERVICES -- ALL SIZES	CWSCO Non-Spec Water Regulated	103450	436,029.36
Bakersfield		2015	201505	BKD0600	SERVICES -- ALL SIZES	CWSCO Non-Spec Water Regulated	103450	122,782.15

Bakersfield

District	Sub-Area	Year	Month Number	Work Order Number	Work Order Description	Work Order Type	UPIS Account	Actual Cost
Bakersfield		2015	201505	BKD0600	SERVICES -- ALL SIZES	CWSCO Non-Spec Water Regulated	103450	30,316.46
Bakersfield		2015	201505	BKD0600	SERVICES -- ALL SIZES	CWSCO Non-Spec Water Regulated	103450	15,256.99
Bakersfield		2015	201505	BKD0600	SERVICES -- ALL SIZES	CWSCO Non-Spec Water Regulated	103450	(97,122.49)
Bakersfield		2015	201501	BKD0600	SERVICES -- ALL SIZES	CWSCO Non-Spec Water Regulated	103450	183,815.39
Bakersfield		2015	201501	BKD0600	SERVICES -- ALL SIZES	CWSCO Non-Spec Water Regulated	103450	48,104.89
Bakersfield		2015	201501	BKD0600	SERVICES -- ALL SIZES	CWSCO Non-Spec Water Regulated	103450	5,639.72
Bakersfield		2015	201501	BKD0600	SERVICES -- ALL SIZES	CWSCO Non-Spec Water Regulated	103450	2,875.74
Bakersfield		2015	201501	BKD0600	SERVICES -- ALL SIZES	CWSCO Non-Spec Water Regulated	103450	(7,545.85)
Bakersfield		2015	201510	BKD0600	SERVICES -- ALL SIZES	CWSCO Non-Spec Water Regulated	103450	371,185.67
Bakersfield		2015	201510	BKD0600	SERVICES -- ALL SIZES	CWSCO Non-Spec Water Regulated	103450	92,851.77
Bakersfield		2015	201510	BKD0600	SERVICES -- ALL SIZES	CWSCO Non-Spec Water Regulated	103450	59,283.35
Bakersfield		2015	201510	BKD0600	SERVICES -- ALL SIZES	CWSCO Non-Spec Water Regulated	103450	7,818.92
Bakersfield		2015	201512	BKD0600	SERVICES -- ALL SIZES	CWSCO Non-Spec Water Regulated	103450	27,775.91
Bakersfield		2015	201509	BKD0600	SERVICES -- ALL SIZES	CWSCO Non-Spec Water Regulated	103450	77,740.08
Bakersfield		2015	201504	BKD0600	SERVICES -- ALL SIZES	CWSCO Non-Spec Water Regulated	103450	5,604.06
Bakersfield		2015	201509	BKD0600	SERVICES -- ALL SIZES	CWSCO Non-Spec Water Regulated	103450	1,306,033.25
Bakersfield		2015	201504	BKD0600	SERVICES -- ALL SIZES	CWSCO Non-Spec Water Regulated	103450	211,388.37
Bakersfield		2015	201504	BKD0600	SERVICES -- ALL SIZES	CWSCO Non-Spec Water Regulated	103450	60,055.65
Bakersfield		2015	201504	BKD0600	SERVICES -- ALL SIZES	CWSCO Non-Spec Water Regulated	103450	111,252.35
Bakersfield		2015	201509	BKD0600	SERVICES -- ALL SIZES	CWSCO Non-Spec Water Regulated	103450	(500,840.74)
Bakersfield		2015	201504	BKD0600	SERVICES -- ALL SIZES	CWSCO Non-Spec Water Regulated	103450	23,230.14
Bakersfield		2015	201502	BKD0600	SERVICES -- ALL SIZES	CWSCO Non-Spec Water Regulated	103450	14,131.18
Bakersfield		2015	201502	BKD0600	SERVICES -- ALL SIZES	CWSCO Non-Spec Water Regulated	103450	8,281.69
Bakersfield		2015	201502	BKD0600	SERVICES -- ALL SIZES	CWSCO Non-Spec Water Regulated	103450	27,263.41
Bakersfield		2015	201508	BKD0600	SERVICES -- ALL SIZES	CWSCO Non-Spec Water Regulated	103450	155,821.42
Bakersfield		2015	201508	BKD0600	SERVICES -- ALL SIZES	CWSCO Non-Spec Water Regulated	103450	40,282.80
Bakersfield		2015	201508	BKD0600	SERVICES -- ALL SIZES	CWSCO Non-Spec Water Regulated	103450	27,298.54
Bakersfield		2015	201508	BKD0600	SERVICES -- ALL SIZES	CWSCO Non-Spec Water Regulated	103450	5,897.20
Bakersfield		2015	201508	BKD0600	SERVICES -- ALL SIZES	CWSCO Non-Spec Water Regulated	103450	(598.80)
Bakersfield		2015	201502	BKD0600	SERVICES -- ALL SIZES	CWSCO Non-Spec Water Regulated	103450	177,884.79
Bakersfield		2015	201502	BKD0600	SERVICES -- ALL SIZES	CWSCO Non-Spec Water Regulated	103450	50,074.42
Bakersfield		2015	201503	BKD0600	SERVICES -- ALL SIZES	CWSCO Non-Spec Water Regulated	103450	664,155.88
Bakersfield		2015	201503	BKD0600	SERVICES -- ALL SIZES	CWSCO Non-Spec Water Regulated	103450	(510,525.38)
Bakersfield		2015	201507	BKD0800	INSTALL / RETIRE METERS	CWSCO Non-Spec Water Regulated	103460	3,028.70
Bakersfield		2015	201507	BKD0800	INSTALL / RETIRE METERS	CWSCO Non-Spec Water Regulated	103460	2,468.63
Bakersfield		2015	201507	BKD0800	INSTALL / RETIRE METERS	CWSCO Non-Spec Water Regulated	103460	8,471.61
Bakersfield		2015	201507	BKD0800	INSTALL / RETIRE METERS	CWSCO Non-Spec Water Regulated	103460	255.08
Bakersfield		2015	201506	BKD0800	INSTALL / RETIRE METERS	CWSCO Non-Spec Water Regulated	103460	3,492.99

Bakersfield

District	Sub-Area	Year	Month Number	Work Order Number	Work Order Description	Work Order Type	UPIS Account	Actual Cost
Bakersfield		2015	201506	BKD0800	INSTALL / RETIRE METERS	CWSCO Non-Spec Water Regulated	103460	4,687.07
Bakersfield		2015	201506	BKD0800	INSTALL / RETIRE METERS	CWSCO Non-Spec Water Regulated	103460	2,160.94
Bakersfield		2015	201506	BKD0800	INSTALL / RETIRE METERS	CWSCO Non-Spec Water Regulated	103460	507.44
Bakersfield		2015	201506	BKD0800	INSTALL / RETIRE METERS	CWSCO Non-Spec Water Regulated	103460	32,678.71
Bakersfield		2015	201506	BKD0800	INSTALL / RETIRE METERS	CWSCO Non-Spec Water Regulated	103460	(32,796.03)
Bakersfield		2015	201509	BKD0800	INSTALL / RETIRE METERS	CWSCO Non-Spec Water Regulated	103460	5,002.72
Bakersfield		2015	201506	BKD0800	INSTALL / RETIRE METERS	CWSCO Non-Spec Water Regulated	103460	39.24
Bakersfield		2015	201505	BKD0800	INSTALL / RETIRE METERS	CWSCO Non-Spec Water Regulated	103460	2,247.01
Bakersfield		2015	201511	BKD0800	INSTALL / RETIRE METERS	CWSCO Non-Spec Water Regulated	103460	971.02
Bakersfield		2015	201511	BKD0800	INSTALL / RETIRE METERS	CWSCO Non-Spec Water Regulated	103460	595.80
Bakersfield		2015	201511	BKD0800	INSTALL / RETIRE METERS	CWSCO Non-Spec Water Regulated	103460	3,380.67
Bakersfield		2015	201511	BKD0800	INSTALL / RETIRE METERS	CWSCO Non-Spec Water Regulated	103460	(274.42)
Bakersfield		2015	201511	BKD0800	INSTALL / RETIRE METERS	CWSCO Non-Spec Water Regulated	103460	644.98
Bakersfield		2015	201505	BKD0800	INSTALL / RETIRE METERS	CWSCO Non-Spec Water Regulated	103460	1,996.30
Bakersfield		2015	201510	BKD0800	INSTALL / RETIRE METERS	CWSCO Non-Spec Water Regulated	103460	1,301.37
Bakersfield		2015	201503	BKD0800	INSTALL / RETIRE METERS	CWSCO Non-Spec Water Regulated	103460	(28,687.78)
Bakersfield		2015	201505	BKD0800	INSTALL / RETIRE METERS	CWSCO Non-Spec Water Regulated	103460	935.29
Bakersfield		2015	201505	BKD0800	INSTALL / RETIRE METERS	CWSCO Non-Spec Water Regulated	103460	6,056.46
Bakersfield		2015	201506	BKD0800	INSTALL / RETIRE METERS	CWSCO Non-Spec Water Regulated	103460	311.84
Bakersfield		2015	201510	BKD0800	INSTALL / RETIRE METERS	CWSCO Non-Spec Water Regulated	103460	2,365.95
Bakersfield		2015	201504	BKD0800	INSTALL / RETIRE METERS	CWSCO Non-Spec Water Regulated	103460	4,312.20
Bakersfield		2015	201506	BKD0800	INSTALL / RETIRE METERS	CWSCO Non-Spec Water Regulated	103460	5,469.17
Bakersfield		2015	201509	BKD0800	INSTALL / RETIRE METERS	CWSCO Non-Spec Water Regulated	103460	5,838.55
Bakersfield		2015	201509	BKD0800	INSTALL / RETIRE METERS	CWSCO Non-Spec Water Regulated	103460	26,121.73
Bakersfield		2015	201509	BKD0800	INSTALL / RETIRE METERS	CWSCO Non-Spec Water Regulated	103460	(39,808.88)
Bakersfield		2015	201504	BKD0800	INSTALL / RETIRE METERS	CWSCO Non-Spec Water Regulated	103460	17,248.77
Bakersfield		2015	201509	BKD0800	INSTALL / RETIRE METERS	CWSCO Non-Spec Water Regulated	103460	356.08
Bakersfield		2015	201509	BKD0800	INSTALL / RETIRE METERS	CWSCO Non-Spec Water Regulated	103460	258.17
Bakersfield		2015	201509	BKD0800	INSTALL / RETIRE METERS	CWSCO Non-Spec Water Regulated	103460	1,770.93
Bakersfield		2015	201509	BKD0800	INSTALL / RETIRE METERS	CWSCO Non-Spec Water Regulated	103460	6,750.82
Bakersfield		2015	201508	BKD0800	INSTALL / RETIRE METERS	CWSCO Non-Spec Water Regulated	103460	255.04
Bakersfield		2015	201508	BKD0800	INSTALL / RETIRE METERS	CWSCO Non-Spec Water Regulated	103460	12,673.78
Bakersfield		2015	201508	BKD0800	INSTALL / RETIRE METERS	CWSCO Non-Spec Water Regulated	103460	8,729.59
Bakersfield		2015	201501	BKD0800	INSTALL / RETIRE METERS	CWSCO Non-Spec Water Regulated	103460	11,181.17
Bakersfield		2015	201508	BKD0800	INSTALL / RETIRE METERS	CWSCO Non-Spec Water Regulated	103460	3,926.45
Bakersfield		2015	201501	BKD0800	INSTALL / RETIRE METERS	CWSCO Non-Spec Water Regulated	103460	3,143.56
Bakersfield		2015	201502	BKD0800	INSTALL / RETIRE METERS	CWSCO Non-Spec Water Regulated	103460	2,594.01
Bakersfield		2015	201502	BKD0800	INSTALL / RETIRE METERS	CWSCO Non-Spec Water Regulated	103460	875.77

Bakersfield

District	Sub-Area	Year	Month Number	Work Order Number	Work Order Description	Work Order Type	UPIS Account	Actual Cost
Bakersfield		2015	201502	BKD0800	INSTALL / RETIRE METERS	CWSCO Non-Spec Water Regulated	103460	9,500.26
Bakersfield		2015	201510	BKD0800	INSTALL / RETIRE METERS	CWSCO Non-Spec Water Regulated	103460	9,710.00
Bakersfield		2015	201510	BKD0800	INSTALL / RETIRE METERS	CWSCO Non-Spec Water Regulated	103460	255.07
Bakersfield		2015	201501	BKD0800	INSTALL / RETIRE METERS	CWSCO Non-Spec Water Regulated	103460	1,393.01
Bakersfield		2015	201503	BKD0800	INSTALL / RETIRE METERS	CWSCO Non-Spec Water Regulated	103460	26,877.61
Bakersfield		2015	201503	BKD0800	INSTALL / RETIRE METERS	CWSCO Non-Spec Water Regulated	103460	3,065.79
Bakersfield		2015	201503	BKD0800	INSTALL / RETIRE METERS	CWSCO Non-Spec Water Regulated	103460	7,936.47
Bakersfield		2015	201507	BKD0900	Meter Replacement Program	CWSCO Specific Water Regulated	103460	3,458.68
Bakersfield		2015	201507	BKD0900	Meter Replacement Program	CWSCO Specific Water Regulated	103460	15,566.47
Bakersfield		2015	201501	BKD0900	Meter Replacement Program	CWSCO Specific Water Regulated	103460	6,795.20
Bakersfield		2015	201508	BKD0900	Meter Replacement Program	CWSCO Specific Water Regulated	103460	25,167.82
Bakersfield		2015	201512	BKD0900	Meter Replacement Program	CWSCO Specific Water Regulated	103460	19,130.07
Bakersfield		2015	201512	BKD0900	Meter Replacement Program	CWSCO Specific Water Regulated	103460	22,869.23
Bakersfield		2015	201512	BKD0900	Meter Replacement Program	CWSCO Specific Water Regulated	103460	(89,164.22)
Bakersfield		2015	201512	BKD0900	Meter Replacement Program	CWSCO Specific Water Regulated	103460	52,423.67
Bakersfield		2015	201512	BKD0900	Meter Replacement Program	CWSCO Specific Water Regulated	103460	39,330.56
Bakersfield		2015	201506	BKD0900	Meter Replacement Program	CWSCO Specific Water Regulated	103460	6,022.49
Bakersfield		2015	201506	BKD0900	Meter Replacement Program	CWSCO Specific Water Regulated	103460	29,857.80
Bakersfield		2015	201506	BKD0900	Meter Replacement Program	CWSCO Specific Water Regulated	103460	(59,792.93)
Bakersfield		2015	201506	BKD0900	Meter Replacement Program	CWSCO Specific Water Regulated	103460	47,674.46
Bakersfield		2015	201511	BKD0900	Meter Replacement Program	CWSCO Specific Water Regulated	103460	8,419.78
Bakersfield		2015	201511	BKD0900	Meter Replacement Program	CWSCO Specific Water Regulated	103460	6,452.88
Bakersfield		2015	201511	BKD0900	Meter Replacement Program	CWSCO Specific Water Regulated	103460	33,641.31
Bakersfield		2015	201505	BKD0900	Meter Replacement Program	CWSCO Specific Water Regulated	103460	7,207.62
Bakersfield		2015	201505	BKD0900	Meter Replacement Program	CWSCO Specific Water Regulated	103460	12,471.06
Bakersfield		2015	201505	BKD0900	Meter Replacement Program	CWSCO Specific Water Regulated	103460	16,359.41
Bakersfield		2015	201501	BKD0900	Meter Replacement Program	CWSCO Specific Water Regulated	103460	24,955.09
Bakersfield		2015	201501	BKD0900	Meter Replacement Program	CWSCO Specific Water Regulated	103460	2,225.71
Bakersfield		2015	201506	BKD0900	Meter Replacement Program	CWSCO Specific Water Regulated	103460	2,832.05
Bakersfield		2015	201506	BKD0900	Meter Replacement Program	CWSCO Specific Water Regulated	103460	275.50
Bakersfield		2015	201510	BKD0900	Meter Replacement Program	CWSCO Specific Water Regulated	103460	1,322.34
Bakersfield		2015	201510	BKD0900	Meter Replacement Program	CWSCO Specific Water Regulated	103460	25,198.07
Bakersfield		2015	201510	BKD0900	Meter Replacement Program	CWSCO Specific Water Regulated	103460	7,074.84
Bakersfield		2015	201509	BKD0900	Meter Replacement Program	CWSCO Specific Water Regulated	103460	25,146.27
Bakersfield		2015	201504	BKD0900	Meter Replacement Program	CWSCO Specific Water Regulated	103460	4,750.98
Bakersfield		2015	201509	BKD0900	Meter Replacement Program	CWSCO Specific Water Regulated	103460	(51,403.80)
Bakersfield		2015	201509	BKD0900	Meter Replacement Program	CWSCO Specific Water Regulated	103460	40,669.48
Bakersfield		2015	201509	BKD0900	Meter Replacement Program	CWSCO Specific Water Regulated	103460	26,667.01

Bakersfield

District	Sub-Area	Year	Month Number	Work Order Number	Work Order Description	Work Order Type	UPIS Account	Actual Cost
Bakersfield		2015	201509	BKD0900	Meter Replacement Program	CWSCO Specific Water Regulated	103460	972.49
Bakersfield		2015	201504	BKD0900	Meter Replacement Program	CWSCO Specific Water Regulated	103460	9,537.75
Bakersfield		2015	201504	BKD0900	Meter Replacement Program	CWSCO Specific Water Regulated	103460	9,466.11
Bakersfield		2015	201510	BKD0900	Meter Replacement Program	CWSCO Specific Water Regulated	103460	7,055.00
Bakersfield		2015	201502	BKD0900	Meter Replacement Program	CWSCO Specific Water Regulated	103460	8,259.10
Bakersfield		2015	201508	BKD0900	Meter Replacement Program	CWSCO Specific Water Regulated	103460	5,462.64
Bakersfield		2015	201508	BKD0900	Meter Replacement Program	CWSCO Specific Water Regulated	103460	844.78
Bakersfield		2015	201502	BKD0900	Meter Replacement Program	CWSCO Specific Water Regulated	103460	24,455.96
Bakersfield		2015	201502	BKD0900	Meter Replacement Program	CWSCO Specific Water Regulated	103460	8,580.48
Bakersfield		2015	201507	BKD0900	Meter Replacement Program	CWSCO Specific Water Regulated	103460	903.41
Bakersfield		2015	201503	BKD0900	Meter Replacement Program	CWSCO Specific Water Regulated	103460	18,727.83
Bakersfield		2015	201503	BKD0900	Meter Replacement Program	CWSCO Specific Water Regulated	103460	7,965.71
Bakersfield		2015	201503	BKD0900	Meter Replacement Program	CWSCO Specific Water Regulated	103460	37,311.12
Bakersfield		2015	201503	BKD0900	Meter Replacement Program	CWSCO Specific Water Regulated	103460	47,355.25
Bakersfield		2015	201503	BKD0900	Meter Replacement Program	CWSCO Specific Water Regulated	103460	(75,271.54)
								<u>\$ 16,922,879.90</u>

Bakersfield

District	Sub-Area	Year	Month Number	Work Order Number	Work Order Description	Work Order Type	UPIS Account	Actual Cost
Bakersfield		2016	201605	00013523	Tract 6444: Water Avail Study	CWSCO Non-Spec Water Reg Contributn	103434	1,966.36
Bakersfield		2016	201604	00014572	Tract 6452-3 Inst Mains& Serv	CWSCO Non-Spec Water Reg Extension	103450	1,727.00
Bakersfield		2016	201604	00014572	Tract 6452-3 Inst Mains& Serv	CWSCO Non-Spec Water Reg Extension	103436	38,904.00
Bakersfield		2016	201602	00015792	Panama/99 Water Supply Asses	CWSCO Non-Spec Water Reg Contributn	103434	2,407.50
Bakersfield		2016	201602	00017530	2575' OF 6" PVC OAKDALE DR	CWSCO Specific Water Regulated	103436	49,980.46
Bakersfield		2016	201609	00018278	UNION-BELLE TERRACE/CASA LOMA	CWSCO Specific Water Regulated	103436	442,386.36
Bakersfield		2016	201609	00018278	UNION-BELLE TERRACE/CASA LOMA	CWSCO Specific Water Regulated	103435	41,336.49
Bakersfield		2016	201609	00018278	UNION-BELLE TERRACE/CASA LOMA	CWSCO Specific Water Regulated	103434	39,480.47
Bakersfield		2016	201612	00019332	3017 Potomac Inst F/H	CWSCO Non-Spec Water Reg Contributn	103480	10,965.01
Bakersfield		2016	201608	00020096	8" PVC - Belle Terrace	CWSCO Specific Water Regulated	103436	33,476.82
Bakersfield		2016	201608	00020096	8" PVC - Belle Terrace	CWSCO Specific Water Regulated	103436	15,216.73
Bakersfield		2016	201608	00020096	8" PVC - Belle Terrace	CWSCO Specific Water Regulated	103436	2,516.99
Bakersfield		2016	201608	00020096	8" PVC - Belle Terrace	CWSCO Specific Water Regulated	103436	904,774.34
Bakersfield		2016	201603	00020191	6" PVC - Wood Lane	CWSCO Specific Water Regulated	103436	17,821.53
Bakersfield		2016	201607	00020212	8" PVC - Drake Street	CWSCO Specific Water Regulated	103480	4,523.77
Bakersfield		2016	201607	00020212	8" PVC - Drake Street	CWSCO Specific Water Regulated	103450	61,837.29
Bakersfield		2016	201607	00020212	8" PVC - Drake Street	CWSCO Specific Water Regulated	103436	46,558.50
Bakersfield		2016	201607	00020212	8" PVC - Drake Street	CWSCO Specific Water Regulated	103436	398,691.58
Bakersfield		2016	201603	00020342	BK 73-D: REPLACE PUMP EQUIP	CWSCO Specific Water Regulated	103240	(7,622.58)
Bakersfield		2016	201602	00020399	REPLACE PANELBOARD STA 23/71	CWSCO Specific Water Regulated	103240	46,097.36
Bakersfield		2016	201602	00020399	REPLACE PANELBOARD STA 23/71	CWSCO Specific Water Regulated	103240	256,096.47
Bakersfield		2016	201611	00020811	SCADA Cathodic Monitoring - Sta 147	CWSCO Specific Water Regulated	103420	7,439.55
Bakersfield		2016	201611	00020811	SCADA Cathodic Monitoring - Sta 147	CWSCO Specific Water Regulated	103420	7,439.51
Bakersfield		2016	201611	00020811	SCADA Cathodic Monitoring - Sta 147	CWSCO Specific Water Regulated	103420	7,439.55
Bakersfield		2016	201611	00020811	SCADA Cathodic Monitoring - Sta 147	CWSCO Specific Water Regulated	103420	7,439.55
Bakersfield		2016	201611	00020811	SCADA Cathodic Monitoring - Sta 147	CWSCO Specific Water Regulated	103420	7,439.08
Bakersfield		2016	201605	00020812	SCADA CATHODIC MONITORING	CWSCO Specific Water Regulated	103420	1,551.71
Bakersfield		2016	201605	00020812	SCADA CATHODIC MONITORING	CWSCO Specific Water Regulated	103420	1,551.71
Bakersfield		2016	201605	00020812	SCADA CATHODIC MONITORING	CWSCO Specific Water Regulated	103420	1,551.71
Bakersfield		2016	201605	00020812	SCADA CATHODIC MONITORING	CWSCO Specific Water Regulated	103420	1,551.71
Bakersfield		2016	201605	00020812	SCADA CATHODIC MONITORING	CWSCO Specific Water Regulated	103420	1,551.71
Bakersfield		2016	201605	00020812	SCADA CATHODIC MONITORING	CWSCO Specific Water Regulated	103420	1,551.71
Bakersfield		2016	201605	00020812	SCADA CATHODIC MONITORING	CWSCO Specific Water Regulated	103420	1,551.71
Bakersfield		2016	201605	00020812	SCADA CATHODIC MONITORING	CWSCO Specific Water Regulated	103420	1,551.71
Bakersfield		2016	201605	00020812	SCADA CATHODIC MONITORING	CWSCO Specific Water Regulated	103420	1,551.71
Bakersfield		2016	201605	00020812	SCADA CATHODIC MONITORING	CWSCO Specific Water Regulated	103420	1,551.71
Bakersfield		2016	201605	00020812	SCADA CATHODIC MONITORING	CWSCO Specific Water Regulated	103420	1,551.90

Bakersfield

District	Sub-Area	Year	Month Number	Work Order Number	Work Order Description	Work Order Type	UPIS Account	Actual Cost
Bakersfield		2016	201605	00020812	SCADA CATHODIC MONITORING	CWSCO Specific Water Regulated	103420	1,551.71
Bakersfield		2016	201605	00020812	SCADA CATHODIC MONITORING	CWSCO Specific Water Regulated	103420	1,551.71
Bakersfield		2016	201605	00020812	SCADA CATHODIC MONITORING	CWSCO Specific Water Regulated	103420	1,551.71
Bakersfield		2016	201605	00020812	SCADA CATHODIC MONITORING	CWSCO Specific Water Regulated	103420	1,551.71
Bakersfield		2016	201605	00020812	SCADA CATHODIC MONITORING	CWSCO Specific Water Regulated	103420	1,551.71
Bakersfield		2016	201605	00020812	SCADA CATHODIC MONITORING	CWSCO Specific Water Regulated	103420	1,551.71
Bakersfield		2016	201605	00020812	SCADA CATHODIC MONITORING	CWSCO Specific Water Regulated	103420	1,551.71
Bakersfield		2016	201605	00020812	SCADA CATHODIC MONITORING	CWSCO Specific Water Regulated	103420	1,551.71
Bakersfield		2016	201605	00020812	SCADA CATHODIC MONITORING	CWSCO Specific Water Regulated	103420	1,551.71
Bakersfield		2016	201605	00020812	SCADA CATHODIC MONITORING	CWSCO Specific Water Regulated	103420	1,551.71
Bakersfield		2016	201605	00020812	SCADA CATHODIC MONITORING	CWSCO Specific Water Regulated	103420	1,551.71
Bakersfield		2016	201605	00020812	SCADA CATHODIC MONITORING	CWSCO Specific Water Regulated	103420	1,551.71
Bakersfield		2016	201611	00036927	2730 Mall View Rd. Inst FPS&F/H	CWSCO Non-Spec Water Reg Contributn	103450	19,830.34
Bakersfield		2016	201605	00045788	2601 Fashion Place	CWSCO Non-Spec Water Reg Contributn	103480	60,923.72
Bakersfield		2016	201605	00045788	2601 Fashion Place	CWSCO Non-Spec Water Reg Contributn	103450	8,779.27
Bakersfield		2016	201605	00045788	2601 Fashion Place	CWSCO Non-Spec Water Reg Contributn	103450	2,052.22
Bakersfield		2016	201612	00046048	8100 Stine Rd.	CWSCO Non-Spec Water Reg Contributn	103450	7,456.00
Bakersfield		2016	201612	00046048	8100 Stine Rd.	CWSCO Non-Spec Water Reg Contributn	103450	5,370.65
Bakersfield		2016	201608	00053988	2601 S. Mt.Vernon Inst. Meter	CWSCO Non-Spec Water Reg Contributn	103460	19,620.00
Bakersfield		2016	201608	00053988	2601 S. Mt.Vernon Inst. Meter	CWSCO Non-Spec Water Reg Contributn	103450	20,853.97
Bakersfield		2016	201605	00055389	68 E. White Ln Inst FPS & F/H	CWSCO Non-Spec Water Reg Contributn	103480	18,523.50
Bakersfield		2016	201605	00055389	68 E. White Ln Inst FPS & F/H	CWSCO Non-Spec Water Reg Contributn	103450	11,069.92
Bakersfield		2016	201610	00058272	Northwest BK WTP Investigation	CWSCO Non-Spec Water Regulated	103320	1,415.86
Bakersfield		2016	201610	00058272	Northwest BK WTP Investigation	CWSCO Non-Spec Water Regulated	103320	353.40
Bakersfield		2016	201610	00058272	Northwest BK WTP Investigation	CWSCO Non-Spec Water Regulated	103320	1,548.10
Bakersfield		2016	201610	00058272	Northwest BK WTP Investigation	CWSCO Non-Spec Water Regulated	103320	29,303.78
Bakersfield		2016	201610	00058272	Northwest BK WTP Investigation	CWSCO Non-Spec Water Regulated	103320	3,590.94
Bakersfield		2016	201610	00058272	Northwest BK WTP Investigation	CWSCO Non-Spec Water Regulated	103310	52,043.33
Bakersfield		2016	201610	00058272	Northwest BK WTP Investigation	CWSCO Non-Spec Water Regulated	103241	4,620.34
Bakersfield		2016	201610	00058272	Northwest BK WTP Investigation	CWSCO Non-Spec Water Regulated	103240	358.29
Bakersfield		2016	201610	00058272	Northwest BK WTP Investigation	CWSCO Non-Spec Water Regulated	103240	6,331.45
Bakersfield		2016	201610	00058272	Northwest BK WTP Investigation	CWSCO Non-Spec Water Regulated	103240	531.23
Bakersfield		2016	201610	00058272	Northwest BK WTP Investigation	CWSCO Non-Spec Water Regulated	103211	275.88
Bakersfield		2016	201602	00060652	Station 153 Nitrate Analyzer	CWSCO Specific Water Regulated	103320	3,162.67
Bakersfield		2016	201607	00061213	SCADA CATHODIC MONITORING	CWSCO Specific Water Regulated	103420	15,239.61
Bakersfield		2016	201607	00061213	SCADA CATHODIC MONITORING	CWSCO Specific Water Regulated	103420	15,239.61
Bakersfield		2016	201607	00061213	SCADA CATHODIC MONITORING	CWSCO Specific Water Regulated	103420	15,239.58

Bakersfield

District	Sub-Area	Year	Month Number	Work Order Number	Work Order Description	Work Order Type	UPIS Account	Actual Cost
Bakersfield		2016	201607	00061213	SCADA CATHODIC MONITORING	CWSCO Specific Water Regulated	103420	15,239.58
Bakersfield		2016	201605	00061317	Field Equipment Repl./Purch.	CWSCO Specific Water Regulated	103780	556.02
Bakersfield		2016	201605	00061317	Field Equipment Repl./Purch.	CWSCO Specific Water Regulated	103780	2,455.86
Bakersfield		2016	201605	00061317	Field Equipment Repl./Purch.	CWSCO Specific Water Regulated	103780	4,234.79
Bakersfield		2016	201605	00061317	Field Equipment Repl./Purch.	CWSCO Specific Water Regulated	103780	822.38
Bakersfield		2016	201605	00061317	Field Equipment Repl./Purch.	CWSCO Specific Water Regulated	103780	446.10
Bakersfield		2016	201605	00061317	Field Equipment Repl./Purch.	CWSCO Specific Water Regulated	103780	14,339.02
Bakersfield		2016	201601	00061600	Equip-Tools for Pump Operators	CWSCO Specific Water Regulated	103780	1,816.27
Bakersfield		2016	201601	00061600	Equip-Tools for Pump Operators	CWSCO Specific Water Regulated	103780	16,089.93
Bakersfield		2016	201601	00061600	Equip-Tools for Pump Operators	CWSCO Specific Water Regulated	103750	4,811.36
Bakersfield		2016	201601	00061600	Equip-Tools for Pump Operators	CWSCO Specific Water Regulated	103750	1,472.78
Bakersfield		2016	201601	00061601	Filter modules for the NE WTP	CWSCO Specific Water Regulated	103320	130,793.42
Bakersfield		2016	201603	00063595	BK 189-01: Replace Pump Equipment	CWSCO Specific Water Regulated	103240	97,682.71
Bakersfield		2016	201605	00063612	BK 184-01: Replace Pump Equipment	CWSCO Specific Water Regulated	103240	93,372.26
Bakersfield		2016	201601	00063614	BK 143-01: Replace Pump Equipment	CWSCO Specific Water Regulated	103240	88,398.97
Bakersfield		2016	201603	00063633	BK 151-01: Replace Pump Equipment	CWSCO Specific Water Regulated	103240	165,341.57
Bakersfield		2016	201601	00063814	BK 023-F: Replace Booster Pump Eq.	CWSCO Specific Water Regulated	103240	108,721.98
Bakersfield		2016	201601	00063815	BK 096-A: Replace Booster Pumps	CWSCO Specific Water Regulated	103240	72,319.18
Bakersfield		2016	201609	00064433	BK STA 146: Well 4 TCE Treatment	CWSCO Specific Water Regulated	103320	815,403.91
Bakersfield		2016	201609	00064433	BK STA 146: Well 4 TCE Treatment	CWSCO Specific Water Regulated	103310	192,039.09
Bakersfield		2016	201609	00064433	BK STA 146: Well 4 TCE Treatment	CWSCO Specific Water Regulated	103310	4,204.42
Bakersfield		2016	201609	00064433	BK STA 146: Well 4 TCE Treatment	CWSCO Specific Water Regulated	103310	62,974.34
Bakersfield		2016	201609	00064433	BK STA 146: Well 4 TCE Treatment	CWSCO Specific Water Regulated	103310	84,805.11
Bakersfield		2016	201603	00064483	REPLACE V204042 METER REPAIR	CWSCO Specific Water Regulated	103730	52,936.22
Bakersfield		2016	201605	00064488	REPLACE V205005 METER READER	CWSCO Specific Water Regulated	103730	34,768.50
Bakersfield		2016	201601	00064491	REPLACE V207002 GEN FOREMAN	CWSCO Specific Water Regulated	103730	44,556.03
Bakersfield		2016	201601	00064493	REPLACE V207005 SUPT	CWSCO Specific Water Regulated	103730	38,771.60
Bakersfield		2016	201601	00064498	REPLACE V208010 SERVICEPERSON	CWSCO Specific Water Regulated	103730	37,642.59
Bakersfield		2016	201602	00065547	Convert Flat Rates to Meters	CWSCO Specific Water Regulated	103450	21.36
Bakersfield		2016	201606	00065629	6801 Colony Drive	CWSCO Non-Spec Water Reg Contributn	103480	40,284.83
Bakersfield		2016	201606	00065629	6801 Colony Drive	CWSCO Non-Spec Water Reg Contributn	103435	8,234.05
Bakersfield		2016	201605	00067909	Install 25 Flow Meters	CWSCO Specific Water Regulated	103240	4,232.59
Bakersfield		2016	201605	00067909	Install 25 Flow Meters	CWSCO Specific Water Regulated	103240	4,232.59
Bakersfield		2016	201605	00067909	Install 25 Flow Meters	CWSCO Specific Water Regulated	103240	4,232.59
Bakersfield		2016	201605	00067909	Install 25 Flow Meters	CWSCO Specific Water Regulated	103240	4,232.59
Bakersfield		2016	201605	00067909	Install 25 Flow Meters	CWSCO Specific Water Regulated	103240	4,232.59
Bakersfield		2016	201605	00067909	Install 25 Flow Meters	CWSCO Specific Water Regulated	103240	4,232.59

Bakersfield

District	Sub-Area	Year	Month Number	Work Order Number	Work Order Description	Work Order Type	UPIS Account	Actual Cost
Bakersfield		2016	201605	00067909	Install 25 Flow Meters	CWSCO Specific Water Regulated	103240	4,232.59
Bakersfield		2016	201605	00067909	Install 25 Flow Meters	CWSCO Specific Water Regulated	103240	4,232.59
Bakersfield		2016	201605	00067909	Install 25 Flow Meters	CWSCO Specific Water Regulated	103240	4,233.26
Bakersfield		2016	201605	00067909	Install 25 Flow Meters	CWSCO Specific Water Regulated	103240	4,232.59
Bakersfield		2016	201605	00067909	Install 25 Flow Meters	CWSCO Specific Water Regulated	103240	4,232.59
Bakersfield		2016	201605	00067909	Install 25 Flow Meters	CWSCO Specific Water Regulated	103240	4,232.59
Bakersfield		2016	201605	00067909	Install 25 Flow Meters	CWSCO Specific Water Regulated	103240	4,232.59
Bakersfield		2016	201605	00067909	Install 25 Flow Meters	CWSCO Specific Water Regulated	103240	4,232.59
Bakersfield		2016	201605	00067909	Install 25 Flow Meters	CWSCO Specific Water Regulated	103240	4,232.59
Bakersfield		2016	201605	00067909	Install 25 Flow Meters	CWSCO Specific Water Regulated	103240	4,232.59
Bakersfield		2016	201605	00067909	Install 25 Flow Meters	CWSCO Specific Water Regulated	103240	4,232.59
Bakersfield		2016	201605	00067909	Install 25 Flow Meters	CWSCO Specific Water Regulated	103240	4,232.59
Bakersfield		2016	201605	00067909	Install 25 Flow Meters	CWSCO Specific Water Regulated	103240	4,232.59
Bakersfield		2016	201605	00067909	Install 25 Flow Meters	CWSCO Specific Water Regulated	103240	4,232.59
Bakersfield		2016	201605	00067909	Install 25 Flow Meters	CWSCO Specific Water Regulated	103240	4,232.59
Bakersfield		2016	201605	00067909	Install 25 Flow Meters	CWSCO Specific Water Regulated	103240	4,232.59
Bakersfield		2016	201605	00067909	Install 25 Flow Meters	CWSCO Specific Water Regulated	103240	4,232.59
Bakersfield		2016	201605	00067909	Install 25 Flow Meters	CWSCO Specific Water Regulated	103240	4,232.59
Bakersfield		2016	201605	00067909	Install 25 Flow Meters	CWSCO Specific Water Regulated	103240	4,232.59
Bakersfield		2016	201611	00068249	3301 Virginia Ave. Inst. F/H	CWSCO Non-Spec Water Reg Contributn	103480	27,321.84
Bakersfield		2016	201610	00073615	NWBWTP - pre-design plate settlers	CWSCO Non-Spec Water Regulated	103320	356.43
Bakersfield		2016	201610	00073615	NWBWTP - pre-design plate settlers	CWSCO Non-Spec Water Regulated	103320	1,561.39
Bakersfield		2016	201610	00073615	NWBWTP - pre-design plate settlers	CWSCO Non-Spec Water Regulated	103320	29,555.24
Bakersfield		2016	201610	00073615	NWBWTP - pre-design plate settlers	CWSCO Non-Spec Water Regulated	103320	1,428.00
Bakersfield		2016	201610	00073615	NWBWTP - pre-design plate settlers	CWSCO Non-Spec Water Regulated	103320	3,621.75
Bakersfield		2016	201610	00073615	NWBWTP - pre-design plate settlers	CWSCO Non-Spec Water Regulated	103310	52,489.94
Bakersfield		2016	201610	00073615	NWBWTP - pre-design plate settlers	CWSCO Non-Spec Water Regulated	103241	4,660.00
Bakersfield		2016	201610	00073615	NWBWTP - pre-design plate settlers	CWSCO Non-Spec Water Regulated	103240	535.79
Bakersfield		2016	201610	00073615	NWBWTP - pre-design plate settlers	CWSCO Non-Spec Water Regulated	103240	6,385.78
Bakersfield		2016	201610	00073615	NWBWTP - pre-design plate settlers	CWSCO Non-Spec Water Regulated	103240	361.37
Bakersfield		2016	201610	00073615	NWBWTP - pre-design plate settlers	CWSCO Non-Spec Water Regulated	103211	278.24
Bakersfield		2016	201609	00076093	Install 16" DI Main in Wible Rd.	CWSCO Specific Water Regulated	103480	15,561.74
Bakersfield		2016	201609	00076093	Install 16" DI Main in Wible Rd.	CWSCO Specific Water Regulated	103435	26,963.42
Bakersfield		2016	201609	00076093	Install 16" DI Main in Wible Rd.	CWSCO Specific Water Regulated	103435	1,746,588.07
Bakersfield		2016	201609	00076093	Install 16" DI Main in Wible Rd.	CWSCO Specific Water Regulated	103435	26,963.44
Bakersfield		2016	201609	00076093	Install 16" DI Main in Wible Rd.	CWSCO Specific Water Regulated	103433	271,357.35
Bakersfield		2016	201608	00076395	NWBWTP - Plate Settlers	CWSCO Specific Water Regulated	103320	77,737.22
Bakersfield		2016	201608	00076395	NWBWTP - Plate Settlers	CWSCO Specific Water Regulated	103320	19,403.02
Bakersfield		2016	201608	00076395	NWBWTP - Plate Settlers	CWSCO Specific Water Regulated	103320	1,608,914.90
Bakersfield		2016	201608	00076395	NWBWTP - Plate Settlers	CWSCO Specific Water Regulated	103320	84,997.70

Bakersfield

District	Sub-Area	Year	Month Number	Work Order Number	Work Order Description	Work Order Type	UPIS Account	Actual Cost
Bakersfield		2016	201608	00076395	NWBWTP - Plate Settlers	CWSCO Specific Water Regulated	103320	197,159.63
Bakersfield		2016	201608	00076395	NWBWTP - Plate Settlers	CWSCO Specific Water Regulated	103310	2,857,423.91
Bakersfield		2016	201608	00076395	NWBWTP - Plate Settlers	CWSCO Specific Water Regulated	103241	253,678.74
Bakersfield		2016	201608	00076395	NWBWTP - Plate Settlers	CWSCO Specific Water Regulated	103240	29,167.11
Bakersfield		2016	201608	00076395	NWBWTP - Plate Settlers	CWSCO Specific Water Regulated	103240	19,672.15
Bakersfield		2016	201608	00076395	NWBWTP - Plate Settlers	CWSCO Specific Water Regulated	103240	347,626.86
Bakersfield		2016	201608	00076395	NWBWTP - Plate Settlers	CWSCO Specific Water Regulated	103211	15,146.85
Bakersfield		2016	201611	00090920	4751 Wible 8" FPS and Hydrant	CWSCO Non-Spec Water Reg Contributn	103450	17,813.16
Bakersfield		2016	201607	00093970	Tract 6444-3 b Inst Mains&Serv	CWSCO Non-Spec Water Reg Extension	103480	22,133.00
Bakersfield		2016	201607	00093970	Tract 6444-3 b Inst Mains&Serv	CWSCO Non-Spec Water Reg Extension	103450	44,390.00
Bakersfield		2016	201607	00093970	Tract 6444-3 b Inst Mains&Serv	CWSCO Non-Spec Water Reg Extension	103450	20,404.00
Bakersfield		2016	201607	00093970	Tract 6444-3 b Inst Mains&Serv	CWSCO Non-Spec Water Reg Extension	103436	38,542.00
Bakersfield		2016	201607	00093970	Tract 6444-3 b Inst Mains&Serv	CWSCO Non-Spec Water Reg Extension	103436	81,753.00
Bakersfield		2016	201607	00094138	Tract 6152 Phase 5 b	CWSCO Non-Spec Water Reg Extension	103480	17,215.00
Bakersfield		2016	201607	00094138	Tract 6152 Phase 5 b	CWSCO Non-Spec Water Reg Extension	103450	26,749.00
Bakersfield		2016	201607	00094138	Tract 6152 Phase 5 b	CWSCO Non-Spec Water Reg Extension	103450	1,675.00
Bakersfield		2016	201607	00094138	Tract 6152 Phase 5 b	CWSCO Non-Spec Water Reg Extension	103436	98,924.00
Bakersfield		2016	201607	00094138	Tract 6152 Phase 5 b	CWSCO Non-Spec Water Reg Extension	103436	35,293.00
Bakersfield		2016	201607	00094138	Tract 6152 Phase 5 b	CWSCO Non-Spec Water Reg Extension	103435	38,040.00
Bakersfield		2016	201602	00095084	4175 Mt. Vernon 8" FPS 3" Service	CWSCO Non-Spec Water Reg Contributn	103450	9,795.92
Bakersfield		2016	201602	00095084	4175 Mt. Vernon 8" FPS 3" Service	CWSCO Non-Spec Water Reg Contributn	103450	21,683.52
Bakersfield		2016	201610	00095438	Tract 6802 Phase 1	CWSCO Non-Spec Water Reg Extension	103480	15,372.00
Bakersfield		2016	201610	00095438	Tract 6802 Phase 1	CWSCO Non-Spec Water Reg Extension	103450	39,145.00
Bakersfield		2016	201610	00095438	Tract 6802 Phase 1	CWSCO Non-Spec Water Reg Extension	103450	3,472.00
Bakersfield		2016	201610	00095438	Tract 6802 Phase 1	CWSCO Non-Spec Water Reg Extension	103436	65,184.00
Bakersfield		2016	201610	00095438	Tract 6802 Phase 1	CWSCO Non-Spec Water Reg Extension	103436	14,500.00
Bakersfield		2016	201610	00095438	Tract 6802 Phase 1	CWSCO Non-Spec Water Reg Extension	103435	30,218.00
Bakersfield		2016	201601	00095821	4180 California Ave 6" FPS	CWSCO Non-Spec Water Reg Contributn	103450	5,224.50
Bakersfield		2016	201601	00095821	4180 California Ave 6" FPS	CWSCO Non-Spec Water Reg Contributn	103450	8,694.60
Bakersfield		2016	201603	00096156	2700 Chester 6" FPS 4" Domestic	CWSCO Non-Spec Water Reg Contributn	103450	6,791.36
Bakersfield		2016	201603	00096156	2700 Chester 6" FPS 4" Domestic	CWSCO Non-Spec Water Reg Contributn	103450	24,076.87
Bakersfield		2016	201611	00096179	6100 Colchester Place Hydrant	CWSCO Non-Spec Water Reg Contributn	103480	11,843.00
Bakersfield		2016	201606	00096438	Phase 2 Column Extensions BK	CWSCO Non-Spec Water Regulated	103240	130.56
Bakersfield		2016	201605	00096438	Phase 2 Column Extensions BK	CWSCO Non-Spec Water Regulated	103240	24,397.85
Bakersfield		2016	201605	00096438	Phase 2 Column Extensions BK	CWSCO Non-Spec Water Regulated	103240	20,989.64
Bakersfield		2016	201605	00096438	Phase 2 Column Extensions BK	CWSCO Non-Spec Water Regulated	103240	27,675.64
Bakersfield		2016	201605	00096438	Phase 2 Column Extensions BK	CWSCO Non-Spec Water Regulated	103240	21,490.84

Bakersfield

District	Sub-Area	Year	Month Number	Work Order Number	Work Order Description	Work Order Type	UPIS Account	Actual Cost
Bakersfield		2016	201605	00096438	Phase 2 Column Extensions BK	CWSCO Non-Spec Water Regulated	103240	19,887.01
Bakersfield		2016	201605	00096438	Phase 2 Column Extensions BK	CWSCO Non-Spec Water Regulated	103240	21,591.08
Bakersfield		2016	201605	00096438	Phase 2 Column Extensions BK	CWSCO Non-Spec Water Regulated	103240	19,987.27
Bakersfield		2016	201611	00096682	Tract 7229 2	CWSCO Non-Spec Water Reg Extension	103480	30,011.00
Bakersfield		2016	201611	00096682	Tract 7229 2	CWSCO Non-Spec Water Reg Extension	103450	9,242.00
Bakersfield		2016	201611	00096682	Tract 7229 2	CWSCO Non-Spec Water Reg Extension	103450	71,613.00
Bakersfield		2016	201611	00096682	Tract 7229 2	CWSCO Non-Spec Water Reg Extension	103436	129,864.00
Bakersfield		2016	201611	00096682	Tract 7229 2	CWSCO Non-Spec Water Reg Extension	103436	14,386.00
Bakersfield		2016	201611	00096682	Tract 7229 2	CWSCO Non-Spec Water Reg Extension	103435	93,937.00
Bakersfield		2016	201607	00096684	Tract 6364 Phase 6	CWSCO Non-Spec Water Reg Extension	103480	10,433.00
Bakersfield		2016	201607	00096684	Tract 6364 Phase 6	CWSCO Non-Spec Water Reg Extension	103450	41,888.00
Bakersfield		2016	201607	00096684	Tract 6364 Phase 6	CWSCO Non-Spec Water Reg Extension	103436	13,278.00
Bakersfield		2016	201607	00096684	Tract 6364 Phase 6	CWSCO Non-Spec Water Reg Extension	103436	49,167.00
Bakersfield		2016	201605	00096746	Tract 6362-2 2	CWSCO Non-Spec Water Reg Extension	103480	33,384.00
Bakersfield		2016	201605	00096746	Tract 6362-2 2	CWSCO Non-Spec Water Reg Extension	103450	122,383.00
Bakersfield		2016	201605	00096746	Tract 6362-2 2	CWSCO Non-Spec Water Reg Extension	103436	263,967.00
Bakersfield		2016	201605	00096746	Tract 6362-2 2	CWSCO Non-Spec Water Reg Extension	103436	5,708.00
Bakersfield		2016	201605	00096746	Tract 6362-2 2	CWSCO Non-Spec Water Reg Extension	103434	36,858.00
Bakersfield		2016	201610	00096805	2501 Union 8" FPS	CWSCO Non-Spec Water Reg Contributn	103450	11,918.00
Bakersfield		2016	201610	00096805	2501 Union 8" FPS	CWSCO Non-Spec Water Reg Contributn	103435	1,546.00
Bakersfield		2016	201610	00096811	Tract 6419 Phase 1 #2	CWSCO Non-Spec Water Reg Extension	103480	44,354.00
Bakersfield		2016	201610	00096811	Tract 6419 Phase 1 #2	CWSCO Non-Spec Water Reg Extension	103450	2,743.00
Bakersfield		2016	201610	00096811	Tract 6419 Phase 1 #2	CWSCO Non-Spec Water Reg Extension	103450	53,125.00
Bakersfield		2016	201610	00096811	Tract 6419 Phase 1 #2	CWSCO Non-Spec Water Reg Extension	103436	118,035.00
Bakersfield		2016	201610	00096811	Tract 6419 Phase 1 #2	CWSCO Non-Spec Water Reg Extension	103436	28,632.00
Bakersfield		2016	201610	00096811	Tract 6419 Phase 1 #2	CWSCO Non-Spec Water Reg Extension	103435	249,902.00
Bakersfield		2016	201607	00096990	3000 Niles 4" FPS	CWSCO Non-Spec Water Reg Contributn	103480	3,737.51
Bakersfield		2016	201607	00096990	3000 Niles 4" FPS	CWSCO Non-Spec Water Reg Contributn	103450	16,171.45
Bakersfield		2016	201607	00096990	3000 Niles 4" FPS	CWSCO Non-Spec Water Reg Contributn	103436	51,701.98
Bakersfield		2016	201603	00097241	4915 Ming 1" 2" Service	CWSCO Non-Spec Water Reg Contributn	103450	5,405.10
Bakersfield		2016	201603	00097241	4915 Ming 1" 2" Service	CWSCO Non-Spec Water Reg Contributn	103450	5,405.10
Bakersfield		2016	201611	00097732	720 Chester 1" Serv irri	CWSCO Non-Spec Water Reg Contributn	103450	3,906.25
Bakersfield		2016	201606	00097737	3300 Patton 8" FPS	CWSCO Non-Spec Water Reg Contributn	103450	19,042.10
Bakersfield		2016	201609	00097762	Replace Ex 9:500 Gal Pressure Tank	CWSCO Specific Water Regulated	103240	2,500.42
Bakersfield		2016	201609	00097762	Replace Ex 9:500 Gal Pressure Tank	CWSCO Specific Water Regulated	103240	1,192.61
Bakersfield		2016	201609	00097762	Replace Ex 9:500 Gal Pressure Tank	CWSCO Specific Water Regulated	103240	69,225.69
Bakersfield		2016	201609	00097762	Replace Ex 9:500 Gal Pressure Tank	CWSCO Specific Water Regulated	103210	50,700.77

Bakersfield

District	Sub-Area	Year	Month Number	Work Order Number	Work Order Description	Work Order Type	UPIS Account	Actual Cost
Bakersfield		2016	201609	00097762	Replace Ex 9:500 Gal Pressure Tank	CWSCO Specific Water Regulated	103210	49,941.21
Bakersfield		2016	201607	00097886	replace 28 LMI Chemical pumps	CWSCO Specific Water Regulated	103320	1,255.74
Bakersfield		2016	201607	00097886	replace 28 LMI Chemical pumps	CWSCO Specific Water Regulated	103320	1,255.82
Bakersfield		2016	201607	00097886	replace 28 LMI Chemical pumps	CWSCO Specific Water Regulated	103320	1,255.82
Bakersfield		2016	201607	00097886	replace 28 LMI Chemical pumps	CWSCO Specific Water Regulated	103320	1,255.82
Bakersfield		2016	201607	00097886	replace 28 LMI Chemical pumps	CWSCO Specific Water Regulated	103320	1,255.82
Bakersfield		2016	201607	00097886	replace 28 LMI Chemical pumps	CWSCO Specific Water Regulated	103320	1,255.82
Bakersfield		2016	201607	00097886	replace 28 LMI Chemical pumps	CWSCO Specific Water Regulated	103320	1,255.82
Bakersfield		2016	201607	00097886	replace 28 LMI Chemical pumps	CWSCO Specific Water Regulated	103320	1,255.82
Bakersfield		2016	201607	00097886	replace 28 LMI Chemical pumps	CWSCO Specific Water Regulated	103320	1,255.82
Bakersfield		2016	201607	00097886	replace 28 LMI Chemical pumps	CWSCO Specific Water Regulated	103320	1,255.82
Bakersfield		2016	201607	00097886	replace 28 LMI Chemical pumps	CWSCO Specific Water Regulated	103320	1,255.82
Bakersfield		2016	201611	00098079	BK 188-B Replace Pump and Motor	CWSCO Specific Water Regulated	103240	23,194.25
Bakersfield		2016	201611	00098079	BK 188-B Replace Pump and Motor	CWSCO Specific Water Regulated	103240	16,997.14
Bakersfield		2016	201607	00099019	Conversion of 930 Flat Rate Service	CWSCO Specific Water Regulated	103460	2,196.49
Bakersfield		2016	201607	00099019	Conversion of 930 Flat Rate Service	CWSCO Specific Water Regulated	103460	3,830.16
Bakersfield		2016	201607	00099019	Conversion of 930 Flat Rate Service	CWSCO Specific Water Regulated	103460	1,576.46
Bakersfield		2016	201607	00099019	Conversion of 930 Flat Rate Service	CWSCO Specific Water Regulated	103460	12,404.23
Bakersfield		2016	201607	00099019	Conversion of 930 Flat Rate Service	CWSCO Specific Water Regulated	103460	4,824.53
Bakersfield		2016	201607	00099019	Conversion of 930 Flat Rate Service	CWSCO Specific Water Regulated	103460	26,903.44
Bakersfield		2016	201607	00099019	Conversion of 930 Flat Rate Service	CWSCO Specific Water Regulated	103460	28.28
Bakersfield		2016	201607	00099019	Conversion of 930 Flat Rate Service	CWSCO Specific Water Regulated	103460	562.39
Bakersfield		2016	201607	00099019	Conversion of 930 Flat Rate Service	CWSCO Specific Water Regulated	103460	104.20
Bakersfield		2016	201607	00099019	Conversion of 930 Flat Rate Service	CWSCO Specific Water Regulated	103460	148.07
Bakersfield		2016	201607	00099019	Conversion of 930 Flat Rate Service	CWSCO Specific Water Regulated	103460	63,688.80
Bakersfield		2016	201607	00099019	Conversion of 930 Flat Rate Service	CWSCO Specific Water Regulated	103460	484.63
Bakersfield		2016	201607	00099019	Conversion of 930 Flat Rate Service	CWSCO Specific Water Regulated	103460	44,257.70
Bakersfield		2016	201607	00099019	Conversion of 930 Flat Rate Service	CWSCO Specific Water Regulated	103450	1,816,155.62
Bakersfield		2016	201609	00099021	Conversions of 930 Flat Rate Serv	CWSCO Specific Water Regulated	103460	3,924.51
Bakersfield		2016	201609	00099021	Conversions of 930 Flat Rate Serv	CWSCO Specific Water Regulated	103460	30,979.61
Bakersfield		2016	201609	00099021	Conversions of 930 Flat Rate Serv	CWSCO Specific Water Regulated	103460	144.83
Bakersfield		2016	201609	00099021	Conversions of 930 Flat Rate Serv	CWSCO Specific Water Regulated	103460	267.38
Bakersfield		2016	201609	00099021	Conversions of 930 Flat Rate Serv	CWSCO Specific Water Regulated	103460	60,518.10
Bakersfield		2016	201609	00099021	Conversions of 930 Flat Rate Serv	CWSCO Specific Water Regulated	103460	91,244.49
Bakersfield		2016	201609	00099021	Conversions of 930 Flat Rate Serv	CWSCO Specific Water Regulated	103460	704.01
Bakersfield		2016	201609	00099021	Conversions of 930 Flat Rate Serv	CWSCO Specific Water Regulated	103460	673.58
Bakersfield		2016	201609	00099021	Conversions of 930 Flat Rate Serv	CWSCO Specific Water Regulated	103460	3,346.46
Bakersfield		2016	201609	00099021	Conversions of 930 Flat Rate Serv	CWSCO Specific Water Regulated	103460	7,236.97

Bakersfield

District	Sub-Area	Year	Month Number	Work Order Number	Work Order Description	Work Order Type	UPIS Account	Actual Cost
Bakersfield		2016	201609	00099021	Conversions of 930 Flat Rate Serv	CWSCO Specific Water Regulated	103460	1,223.03
Bakersfield		2016	201609	00099021	Conversions of 930 Flat Rate Serv	CWSCO Specific Water Regulated	103460	15,104.67
Bakersfield		2016	201609	00099021	Conversions of 930 Flat Rate Serv	CWSCO Specific Water Regulated	103450	1,740,058.64
Bakersfield		2016	201610	00099038	repl 2 portable air compressors	CWSCO Specific Water Regulated	103770	47,697.75
Bakersfield		2016	201606	00099741	3601 San Dimas 2" Irrigation	CWSCO Non-Spec Water Reg Contributn	103450	5,369.88
Bakersfield		2016	201605	00099825	Akers 2 CLC Offsets	CWSCO Non-Spec Water Reg Contributn	103434	24,990.94
Bakersfield		2016	201606	00100103	3425 Truxtun 8" FPS 1" Dom	CWSCO Non-Spec Water Reg Contributn	103450	28,705.81
Bakersfield		2016	201606	00100103	3425 Truxtun 8" FPS 1" Dom	CWSCO Non-Spec Water Reg Contributn	103450	3,332.49
Bakersfield		2016	201603	00100104	4110 Planz 2" Dom	CWSCO Non-Spec Water Reg Contributn	103450	5,437.50
Bakersfield		2016	201610	00100149	Tract 6419 Phase 3	CWSCO Non-Spec Water Reg Extension	103480	37,488.00
Bakersfield		2016	201610	00100149	Tract 6419 Phase 3	CWSCO Non-Spec Water Reg Extension	103450	3,092.00
Bakersfield		2016	201610	00100149	Tract 6419 Phase 3	CWSCO Non-Spec Water Reg Extension	103450	67,355.00
Bakersfield		2016	201610	00100149	Tract 6419 Phase 3	CWSCO Non-Spec Water Reg Extension	103436	117,590.00
Bakersfield		2016	201610	00100149	Tract 6419 Phase 3	CWSCO Non-Spec Water Reg Extension	103436	23,280.00
Bakersfield		2016	201610	00100149	Tract 6419 Phase 3	CWSCO Non-Spec Water Reg Extension	103435	65,346.00
Bakersfield		2016	201605	00100278	Olive and Victor	CWSCO Non-Spec Water Reg Contributn	103480	22,387.50
Bakersfield		2016	201608	00100646	2800 Auto Mall Drive 1" Serv	CWSCO Non-Spec Water Reg Contributn	103450	1,932.33
Bakersfield		2016	201603	00100997	1505 Columbus 6" FPS	CWSCO Non-Spec Water Reg Contributn	103450	10,087.50
Bakersfield		2016	201607	00101007	Tract 6209 Phase 2	CWSCO Non-Spec Water Reg Extension	103480	16,710.00
Bakersfield		2016	201607	00101007	Tract 6209 Phase 2	CWSCO Non-Spec Water Reg Extension	103450	74,684.00
Bakersfield		2016	201607	00101007	Tract 6209 Phase 2	CWSCO Non-Spec Water Reg Extension	103436	78,428.00
Bakersfield		2016	201607	00101007	Tract 6209 Phase 2	CWSCO Non-Spec Water Reg Extension	103434	15,244.00
Bakersfield		2016	201601	00101323	BK 156-01: New Pumping Equip.	CWSCO Non-Spec Water Regulated	103240	80,843.10
Bakersfield		2016	201603	00101323	BK 156-01: New Pumping Equip.	CWSCO Non-Spec Water Regulated	103240	142.29
Bakersfield		2016	201610	00101329	BK 077-02: New Pumping Equip.	CWSCO Non-Spec Water Regulated	103240	135,028.41
Bakersfield		2016	201601	00101332	BK 178-01: New Pumping Equip.	CWSCO Non-Spec Water Regulated	103240	99,570.73
Bakersfield		2016	201603	00101337	New Pump & Motor 126-01	CWSCO Non-Spec Water Regulated	103240	86,088.67
Bakersfield		2016	201606	00101341	3rd Phase Column Extensions BK	CWSCO Non-Spec Water Regulated	103240	31,740.76
Bakersfield		2016	201606	00101341	3rd Phase Column Extensions BK	CWSCO Non-Spec Water Regulated	103240	27,117.24
Bakersfield		2016	201606	00101341	3rd Phase Column Extensions BK	CWSCO Non-Spec Water Regulated	103240	81,169.83
Bakersfield		2016	201606	00101341	3rd Phase Column Extensions BK	CWSCO Non-Spec Water Regulated	103240	33,659.31
Bakersfield		2016	201606	00101341	3rd Phase Column Extensions BK	CWSCO Non-Spec Water Regulated	103240	23,068.96
Bakersfield		2016	201606	00101341	3rd Phase Column Extensions BK	CWSCO Non-Spec Water Regulated	103240	37,198.00
Bakersfield		2016	201610	00101737	1901 20th Street 2" Domestic	CWSCO Non-Spec Water Reg Contributn	103450	7,435.45
Bakersfield		2016	201607	00101799	PUMP REPLACEMENT BK 216	CWSCO Non-Spec Water Regulated	103240	41,457.85
Bakersfield		2016	201601	00102037	BK 210-T1: Floor Improvement	CWSCO Non-Spec Water Regulated	103420	164,039.83
Bakersfield		2016	201611	00102083	Conversions of 930 Flat Rate Servic	CWSCO Specific Water Regulated	103780	2,303.62

Bakersfield

District	Sub-Area	Year	Month Number	Work Order Number	Work Order Description	Work Order Type	UPIS Account	Actual Cost
Bakersfield		2016	201611	00102083	Conversions of 930 Flat Rate Servic	CWSCO Specific Water Regulated	103460	30,761.65
Bakersfield		2016	201611	00102083	Conversions of 930 Flat Rate Servic	CWSCO Specific Water Regulated	103460	78,449.92
Bakersfield		2016	201611	00102083	Conversions of 930 Flat Rate Servic	CWSCO Specific Water Regulated	103460	7.61
Bakersfield		2016	201611	00102083	Conversions of 930 Flat Rate Servic	CWSCO Specific Water Regulated	103460	26.91
Bakersfield		2016	201611	00102083	Conversions of 930 Flat Rate Servic	CWSCO Specific Water Regulated	103460	15,674.12
Bakersfield		2016	201611	00102083	Conversions of 930 Flat Rate Servic	CWSCO Specific Water Regulated	103460	9,609.36
Bakersfield		2016	201611	00102083	Conversions of 930 Flat Rate Servic	CWSCO Specific Water Regulated	103460	27,439.80
Bakersfield		2016	201611	00102083	Conversions of 930 Flat Rate Servic	CWSCO Specific Water Regulated	103460	6,185.02
Bakersfield		2016	201611	00102083	Conversions of 930 Flat Rate Servic	CWSCO Specific Water Regulated	103460	35.44
Bakersfield		2016	201611	00102083	Conversions of 930 Flat Rate Servic	CWSCO Specific Water Regulated	103460	3,549.43
Bakersfield		2016	201611	00102083	Conversions of 930 Flat Rate Servic	CWSCO Specific Water Regulated	103460	3,411.72
Bakersfield		2016	201611	00102083	Conversions of 930 Flat Rate Servic	CWSCO Specific Water Regulated	103460	422.40
Bakersfield		2016	201611	00102083	Conversions of 930 Flat Rate Servic	CWSCO Specific Water Regulated	103460	267.39
Bakersfield		2016	201611	00102083	Conversions of 930 Flat Rate Servic	CWSCO Specific Water Regulated	103450	1,727,220.43
Bakersfield		2016	201609	00102100	3700-3900 California Multi Serv	CWSCO Non-Spec Water Reg Contributn	103450	13,874.80
Bakersfield		2016	201609	00102100	3700-3900 California Multi Serv	CWSCO Non-Spec Water Reg Contributn	103450	8,155.40
Bakersfield		2016	201609	00102100	3700-3900 California Multi Serv	CWSCO Non-Spec Water Reg Contributn	103450	33,170.00
Bakersfield		2016	201608	00102101	5300 Olive Drive 4" FPS	CWSCO Non-Spec Water Reg Contributn	103450	11,646.25
Bakersfield		2016	201608	00102132	Quail Creek and Eckhart Hydrant	CWSCO Non-Spec Water Reg Contributn	103480	13,007.50
Bakersfield		2016	201607	00102225	REPLACE DISC LINE STAT 137	CWSCO Non-Spec Water Regulated	103240	37,723.22
Bakersfield		2016	201607	00102225	REPLACE DISC LINE STAT 137	CWSCO Non-Spec Water Regulated	103240	2,587.03
Bakersfield		2016	201602	00102261	Purch. new AML locator	CWSCO Non-Spec Water Reg Equipment	103780	7,748.00
Bakersfield		2016	201605	00102523	2398 Hosking Rd. 2 2" Irri	CWSCO Non-Spec Water Reg Contributn	103450	11,729.62
Bakersfield		2016	201601	00102618	Turbidimeters NPDES requirement	CWSCO Non-Spec Water Reg Equipment	103780	24,415.87
Bakersfield		2016	201601	00102637	BK102 pump & column replacement	CWSCO Non-Spec Water Regulated	103240	99,310.54
Bakersfield		2016	201601	00102643	BK142 Pump and Col. Replacement	CWSCO Non-Spec Water Regulated	103240	83,092.75
Bakersfield		2016	201601	00102644	BK157 Pump & Column Replacment	CWSCO Non-Spec Water Regulated	103240	98,740.59
Bakersfield		2016	201604	00102783	Chemical circulation pump - NE WTP	CWSCO Non-Spec Water Regulated	103320	6,129.04
Bakersfield		2016	201606	00102864	1000 Ming 8" FPS	CWSCO Non-Spec Water Reg Contributn	103450	39,676.15
Bakersfield		2016	201605	00102867	7415 Meany 6" FPS	CWSCO Non-Spec Water Reg Contributn	103450	9,756.32
Bakersfield		2016	201605	00102868	200 P Street 6" FPS	CWSCO Non-Spec Water Reg Contributn	103450	30,958.37
Bakersfield		2016	201604	00102877	Upgrade hypochlorite feed - NW WTP	CWSCO Non-Spec Water Regulated	103320	8,536.09
Bakersfield		2016	201605	00102880	Tract 6452 Phase 3 #2 Mins and Serv	CWSCO Non-Spec Water Reg Extension	103480	25,410.00
Bakersfield		2016	201605	00102880	Tract 6452 Phase 3 #2 Mins and Serv	CWSCO Non-Spec Water Reg Extension	103450	70,841.00
Bakersfield		2016	201605	00102880	Tract 6452 Phase 3 #2 Mins and Serv	CWSCO Non-Spec Water Reg Extension	103450	1,054.00
Bakersfield		2016	201605	00102880	Tract 6452 Phase 3 #2 Mins and Serv	CWSCO Non-Spec Water Reg Extension	103436	9,182.00
Bakersfield		2016	201605	00102880	Tract 6452 Phase 3 #2 Mins and Serv	CWSCO Non-Spec Water Reg Extension	103436	111,352.00

Bakersfield

District	Sub-Area	Year	Month Number	Work Order Number	Work Order Description	Work Order Type	UPIS Account	Actual Cost
Bakersfield		2016	201602	00102959	BK 089-01:Replace pumping equipment	CWSCO Non-Spec Water Regulated	103240	119.49
Bakersfield		2016	201605	00102977	Replace Lost Itron Handheld Unit	CWSCO Non-Spec Water Reg Equipment	103721	3,622.81
Bakersfield		2016	201601	00103119	Sta 123-01 SOFT START	CWSCO Non-Spec Water Regulated	103240	4,094.17
Bakersfield		2016	201609	00103158	Route 178 relocation of 24" and 18"	CWSCO Non-Spec Water Regulated	103435	132,432.57
Bakersfield		2016	201609	00103158	Route 178 relocation of 24" and 18"	CWSCO Non-Spec Water Regulated	103435	179,656.14
Bakersfield		2016	201609	00103158	Route 178 relocation of 24" and 18"	CWSCO Non-Spec Water Regulated	103434	65,299.88
Bakersfield		2016	201609	00103158	Route 178 relocation of 24" and 18"	CWSCO Non-Spec Water Regulated	103434	45,911.98
Bakersfield		2016	201609	00103158	Route 178 relocation of 24" and 18"	CWSCO Non-Spec Water Regulated	103434	39,613.07
Bakersfield		2016	201602	00103271	New Motor Bearings 123-01	CWSCO Non-Spec Water Regulated	103240	(18.49)
Bakersfield		2016	201604	00103272	New Motor Bearings 123-02	CWSCO Non-Spec Water Regulated	103240	15,675.31
Bakersfield		2016	201602	00103274	New Bearings Pump 68B	CWSCO Non-Spec Water Regulated	103240	3,771.99
Bakersfield		2016	201604	00103276	New Bearings Motor at 5-05	CWSCO Non-Spec Water Regulated	103240	9,566.70
Bakersfield		2016	201605	00103302	NEW 0.5 PU 12TH METER READER	CWSCO Non-Spec Water Reg Equipment	103730	27,544.29
Bakersfield		2016	201601	00103327	BK-146-01 Pump Replacement	CWSCO Non-Spec Water Regulated	103240	27,865.49
Bakersfield		2016	201608	00103399	2105 Edison Highway 2 2" Dom	CWSCO Non-Spec Water Reg Contributn	103450	10,260.80
Bakersfield		2016	201610	00103406	1116 Lymric 8" FPS	CWSCO Non-Spec Water Reg Contributn	103450	8,260.46
Bakersfield		2016	201605	00103407	2601 South Chester1" Serve	CWSCO Non-Spec Water Reg Contributn	103450	4,941.90
Bakersfield		2016	201605	00103408	307 E 4th Steet 1" Domestic	CWSCO Non-Spec Water Reg Contributn	103450	4,941.90
Bakersfield		2016	201603	00103412	New Bearings Stat 208 Pump	CWSCO Non-Spec Water Regulated	103240	19,188.77
Bakersfield		2016	201606	00103521	BK Sta 29 Panelboard Repair	CWSCO Non-Spec Water Regulated	103240	24,325.38
Bakersfield		2016	201607	00103542	Main Replacement Vehicles-BK	CWSCO Main Replace Spcific (NON)	103730	32,858.06
Bakersfield		2016	201609	00103548	BK 132-01 Pump Replacement	CWSCO Non-Spec Water Regulated	103240	117,908.97
Bakersfield		2016	201611	00103549	BK 054-02 Pump Replacement	CWSCO Non-Spec Water Regulated	103240	96,569.50
Bakersfield		2016	201607	00103624	MRP Equipment BK	CWSCO Main Replace Spcific (NON)	103780	14,596.40
Bakersfield		2016	201610	00103624	MRP Equipment BK	CWSCO Main Replace Spcific (NON)	103780	1,350.26
Bakersfield		2016	201607	00103624	MRP Equipment BK	CWSCO Main Replace Spcific (NON)	103721	250.58
Bakersfield		2016	201610	00103624	MRP Equipment BK	CWSCO Main Replace Spcific (NON)	103721	23.18
Bakersfield		2016	201610	00103624	MRP Equipment BK	CWSCO Main Replace Spcific (NON)	103721	203.90
Bakersfield		2016	201607	00103624	MRP Equipment BK	CWSCO Main Replace Spcific (NON)	103721	2,204.20
Bakersfield		2016	201607	00103624	MRP Equipment BK	CWSCO Main Replace Spcific (NON)	103721	501.18
Bakersfield		2016	201610	00103624	MRP Equipment BK	CWSCO Main Replace Spcific (NON)	103721	46.36
Bakersfield		2016	201602	00103628	Water quality instrumentation - NW	CWSCO Non-Spec Water Regulated	103320	6,442.47
Bakersfield		2016	201604	00103877	Turbidity meter controller	CWSCO Non-Spec Water Regulated	103320	2,904.21
Bakersfield		2016	201608	00104059	Install 1268'- 8" PVC W. Union Ave	CWSCO Main Replace Spcific (NON)	103480	7,800.91
Bakersfield		2016	201608	00104059	Install 1268'- 8" PVC W. Union Ave	CWSCO Main Replace Spcific (NON)	103436	421,916.48
Bakersfield		2016	201608	00104059	Install 1268'- 8" PVC W. Union Ave	CWSCO Main Replace Spcific (NON)	103436	443.70
Bakersfield		2016	201608	00104059	Install 1268'- 8" PVC W. Union Ave	CWSCO Main Replace Spcific (NON)	103436	3,906.97

Bakersfield

District	Sub-Area	Year	Month Number	Work Order Number	Work Order Description	Work Order Type	UPIS Account	Actual Cost
Bakersfield		2016	201606	00104080	BK146-03 Replace Pump Parts	CWSCO Non-Spec Water Regulated	103240	137,518.33
Bakersfield		2016	201606	00104219	Install 1076' 6" PVC- Cecil Brunner	CWSCO Main Replace Spcific (NON)	103480	2,456.67
Bakersfield		2016	201606	00104219	Install 1076' 6" PVC- Cecil Brunner	CWSCO Main Replace Spcific (NON)	103450	45,744.57
Bakersfield		2016	201606	00104219	Install 1076' 6" PVC- Cecil Brunner	CWSCO Main Replace Spcific (NON)	103450	4,858.34
Bakersfield		2016	201608	00104219	Install 1076' 6" PVC- Cecil Brunner	CWSCO Main Replace Spcific (NON)	103436	363.88
Bakersfield		2016	201606	00104219	Install 1076' 6" PVC- Cecil Brunner	CWSCO Main Replace Spcific (NON)	103436	322,013.62
Bakersfield		2016	201606	00104219	Install 1076' 6" PVC- Cecil Brunner	CWSCO Main Replace Spcific (NON)	103434	12,807.38
Bakersfield		2016	201610	00104225	BK 137-01 Pump Extension	CWSCO Non-Spec Water Regulated	103240	36,886.50
Bakersfield		2016	201610	00104338	309 Cottonwood 4" FPS	CWSCO Non-Spec Water Reg Contributn	103450	8,458.80
Bakersfield		2016	201610	00104380	UPS FOR SERVERS NEBKTP	CWSCO Non-Spec Water Regulated	103241	(39.07)
Bakersfield		2016	201607	00104380	UPS FOR SERVERS NEBKTP	CWSCO Non-Spec Water Regulated	103241	5,149.28
Bakersfield		2016	201610	00104439	GPS Units for BK District	CWSCO Non-Spec Water Reg Equipment	103780	3,237.29
Bakersfield		2016	201604	00104439	GPS Units for BK District	CWSCO Non-Spec Water Reg Equipment	103780	27,868.20
Bakersfield		2016	201612	00104557	1701 Union Ave 1" Serv	CWSCO Non-Spec Water Reg Contributn	103450	5,180.67
Bakersfield		2016	201608	00104618	BK MRP FOREMAN VEHICLE	CWSCO Main Replace Spcific (NON)	103730	129,626.11
Bakersfield		2016	201610	00104631	BK 062-02 Column Extension	CWSCO Non-Spec Water Regulated	103240	53,700.57
Bakersfield		2016	201608	00104632	BK 007-07 Column Extension	CWSCO Non-Spec Water Regulated	103240	117,472.57
Bakersfield		2016	201608	00104646	BK 088-01 Column Extension	CWSCO Non-Spec Water Regulated	103240	19,668.96
Bakersfield		2016	201607	00104648	BK 183-01 Column Extension	CWSCO Non-Spec Water Regulated	103240	27,572.99
Bakersfield		2016	201611	00104649	BK 149-01 Column Extension	CWSCO Non-Spec Water Regulated	103240	64,260.38
Bakersfield		2016	201608	00104650	BK 130-01 Column Extension	CWSCO Non-Spec Water Regulated	103240	24,039.19
Bakersfield		2016	201607	00104651	BK 128-01 Column Extension	CWSCO Non-Spec Water Regulated	103240	7,527.25
Bakersfield		2016	201609	00104652	BK 217-01 Column Extension	CWSCO Non-Spec Water Regulated	103240	16,698.96
Bakersfield		2016	201605	00104656	BK 126-01-install swage and plug	CWSCO Non-Spec Water Regulated	103150	61,456.40
Bakersfield		2016	201608	00104718	New Pump and Motor Stat. 49-02	CWSCO Non-Spec Water Regulated	103240	117,789.03
Bakersfield		2016	201604	00104788	Level Transmitter	CWSCO Non-Spec Water Regulated	103320	1,605.70
Bakersfield		2016	201604	00104898	Sta 209 Power Monitor and 2 pressur	CWSCO Non-Spec Water Regulated	103240	1,530.01
Bakersfield		2016	201604	00104898	Sta 209 Power Monitor and 2 pressur	CWSCO Non-Spec Water Regulated	103240	1,530.01
Bakersfield		2016	201609	00104903	Install 494' 6" PVC on Pentz	CWSCO Main Replace Spcific (NON)	103436	3,784.24
Bakersfield		2016	201609	00104903	Install 494' 6" PVC on Pentz	CWSCO Main Replace Spcific (NON)	103436	12,696.12
Bakersfield		2016	201609	00104903	Install 494' 6" PVC on Pentz	CWSCO Main Replace Spcific (NON)	103436	155,981.28
Bakersfield		2016	201607	00104957	New Bearings Sta 218 Booster A	CWSCO Non-Spec Water Regulated	103240	4,942.46
Bakersfield		2016	201605	00104999	Replace damaged Itron handheld	CWSCO Non-Spec Water Reg Equipment	103721	3,516.55
Bakersfield		2016	201608	00105080	Computer control for HVAC system	CWSCO Non-Spec Water Regulated	103710	1,482.00
Bakersfield		2016	201605	00105118	Chemical Mixer	CWSCO Non-Spec Water Regulated	103320	4,078.15
Bakersfield		2016	201609	00105537	Install 1644 LF 6" PVC Cedar St	CWSCO Main Replace Spcific (NON)	103480	5,364.42
Bakersfield		2016	201609	00105537	Install 1644 LF 6" PVC Cedar St	CWSCO Main Replace Spcific (NON)	103436	20,281.95

Bakersfield

District	Sub-Area	Year	Month Number	Work Order Number	Work Order Description	Work Order Type	UPIS Account	Actual Cost
Bakersfield		2016	201609	00105537	Install 1644 LF 6" PVC Cedar St	CWSCO Main Replace Spcific (NON)	103436	360,703.11
Bakersfield		2016	201609	00105537	Install 1644 LF 6" PVC Cedar St	CWSCO Main Replace Spcific (NON)	103436	2,931.06
Bakersfield		2016	201608	00105617	SCADA Comm System - NE WTP	CWSCO Non-Spec Water Regulated	103320	3,542.27
Bakersfield		2016	201611	00105618	Tract 6444 - Cap 2 mains	CWSCO Non-Spec Water Reg Contributn	103480	17,442.86
Bakersfield		2016	201610	00105620	Replace gas pump - unleaded	CWSCO Non-Spec Water Reg Equipment	103780	2,693.97
Bakersfield		2016	201605	00105623	Repair CIP Drain Pump - NEWTP	CWSCO Non-Spec Water Regulated	103320	3,620.94
Bakersfield		2016	201608	00105683	BASE YARD 2" SRV LINE REPLACEMENT	CWSCO Non-Spec Water Regulated	103710	37,669.15
Bakersfield		2016	201607	00105730	Level Instrumentation	CWSCO Non-Spec Water Regulated	103320	3,073.19
Bakersfield		2016	201608	00105803	7719 DOWNING AVE	CWSCO Non-Spec Water Reg Contributn	103450	9,142.80
Bakersfield		2016	201612	00105810	1503 WHITE LANE	CWSCO Non-Spec Water Reg Contributn	103450	11,851.42
Bakersfield		2016	201610	00105860	Install 1400 LF 6" PVC 1st St	CWSCO Main Replace Spcific (NON)	103480	3,038.78
Bakersfield		2016	201610	00105860	Install 1400 LF 6" PVC 1st St	CWSCO Main Replace Spcific (NON)	103450	66,108.25
Bakersfield		2016	201610	00105860	Install 1400 LF 6" PVC 1st St	CWSCO Main Replace Spcific (NON)	103436	397,250.24
Bakersfield		2016	201610	00105919	2200 FAITH AVE	CWSCO Non-Spec Water Reg Contributn	103480	15,657.90
Bakersfield		2016	201610	00105959	2213 UNIVERSITY	CWSCO Non-Spec Water Reg Contributn	103450	2,109.00
Bakersfield		2016	201612	00105977	Install 1210 LF 8" PVC on Virginia	CWSCO Main Replace Spcific (NON)	103480	5,349.92
Bakersfield		2016	201612	00105977	Install 1210 LF 8" PVC on Virginia	CWSCO Main Replace Spcific (NON)	103436	264,795.75
Bakersfield		2016	201612	00105977	Install 1210 LF 8" PVC on Virginia	CWSCO Main Replace Spcific (NON)	103436	282,698.99
Bakersfield		2016	201612	00105977	Install 1210 LF 8" PVC on Virginia	CWSCO Main Replace Spcific (NON)	103436	6,648.69
Bakersfield		2016	201607	00106017	BK 188-T1: Tank Improvements	CWSCO Non-Spec Water Regulated	103420	12,436.53
Bakersfield		2016	201609	00106026	Install New CLA-VAL Controller K11	CWSCO Non-Spec Water Regulated	103434	6,338.19
Bakersfield		2016	201611	00106038	Install New Bearings on 45F Booster	CWSCO Non-Spec Water Regulated	103240	(22.09)
Bakersfield		2016	201609	00106038	Install New Bearings on 45F Booster	CWSCO Non-Spec Water Regulated	103240	13,758.38
Bakersfield		2016	201608	00106422	Fiber optic switches	CWSCO Non-Spec Water Regulated	103241	1,405.81
Bakersfield		2016	201610	00106457	Install 200LF 6"PVC on Easter St	CWSCO Main Replace Spcific (NON)	103436	49,205.36
Bakersfield		2016	201610	00106457	Install 200LF 6"PVC on Easter St	CWSCO Main Replace Spcific (NON)	103436	11,496.60
Bakersfield		2016	201607	00106577	Safety Equipment	CWSCO Non-Spec Water Reg Equipment	103780	755.21
Bakersfield		2016	201609	00106599	Chemical feed pump - NW WTP	CWSCO Non-Spec Water Regulated	103320	2,241.69
Bakersfield		2016	201608	00106783	Backwash return VFD - NE WTP	CWSCO Non-Spec Water Regulated	103320	1,497.26
Bakersfield		2016	201612	00107139	Valve controllers	CWSCO Non-Spec Water Regulated	103320	2,805.92
Bakersfield		2016	201610	00107218	222 S H STREET	CWSCO Non-Spec Water Reg Contributn	103450	2,411.32
Bakersfield		2016	201610	00107318	Valve Actuators	CWSCO Non-Spec Water Regulated	103320	(6.73)
Bakersfield		2016	201608	00107318	Valve Actuators	CWSCO Non-Spec Water Regulated	103320	4,643.38
Bakersfield		2016	201610	00107420	Compressors - NW WTP	CWSCO Non-Spec Water Regulated	103320	(17.21)
Bakersfield		2016	201608	00107420	Compressors - NW WTP	CWSCO Non-Spec Water Regulated	103320	10,717.89
Bakersfield		2016	201610	00107459	Overhaul Polymer Pump	CWSCO Non-Spec Water Regulated	103320	(4.33)
Bakersfield		2016	201608	00107459	Overhaul Polymer Pump	CWSCO Non-Spec Water Regulated	103320	2,695.49

Bakersfield

District	Sub-Area	Year	Month Number	Work Order Number	Work Order Description	Work Order Type	UPIS Account	Actual Cost
Bakersfield		2016	201610	00107460	chemical tank level probes	CWSCO Non-Spec Water Regulated	103320	4,244.60
Bakersfield		2016	201611	00107468	pH probes and analyzers - NWTP	CWSCO Non-Spec Water Regulated	103320	(19.02)
Bakersfield		2016	201609	00107468	pH probes and analyzers - NWTP	CWSCO Non-Spec Water Regulated	103320	6,558.00
Bakersfield		2016	201611	00107477	1:380LF 8" PVC Spruce St	CWSCO Main Replace Spcific (NON)	103450	7,898.27
Bakersfield		2016	201611	00107477	1:380LF 8" PVC Spruce St	CWSCO Main Replace Spcific (NON)	103436	14,384.07
Bakersfield		2016	201611	00107477	1:380LF 8" PVC Spruce St	CWSCO Main Replace Spcific (NON)	103436	307,564.78
Bakersfield		2016	201611	00107477	1:380LF 8" PVC Spruce St	CWSCO Main Replace Spcific (NON)	103436	2,024.80
Bakersfield		2016	201610	00107480	On Line Turbidimeter	CWSCO Non-Spec Water Regulated	103320	(5.82)
Bakersfield		2016	201608	00107480	On Line Turbidimeter	CWSCO Non-Spec Water Regulated	103320	7,240.43
Bakersfield		2016	201601	BKD0500	BK Unsch Main Replacements	CWSCO Non-Spec Water Regulated	103436	(6,722.00)
Bakersfield		2016	201611	BKD0500	BK Unsch Main Replacements	CWSCO Non-Spec Water Regulated	103436	694.41
Bakersfield		2016	201611	BKD0500	BK Unsch Main Replacements	CWSCO Non-Spec Water Regulated	103436	69.44
Bakersfield		2016	201610	BKD0500	BK Unsch Main Replacements	CWSCO Non-Spec Water Regulated	103436	1,870.57
Bakersfield		2016	201610	BKD0500	BK Unsch Main Replacements	CWSCO Non-Spec Water Regulated	103436	18,602.20
Bakersfield		2016	201610	BKD0500	BK Unsch Main Replacements	CWSCO Non-Spec Water Regulated	103436	(1,792.19)
Bakersfield		2016	201609	BKD0500	BK Unsch Main Replacements	CWSCO Non-Spec Water Regulated	103436	13,304.51
Bakersfield		2016	201609	BKD0500	BK Unsch Main Replacements	CWSCO Non-Spec Water Regulated	103436	12,142.46
Bakersfield		2016	201609	BKD0500	BK Unsch Main Replacements	CWSCO Non-Spec Water Regulated	103436	12,885.43
Bakersfield		2016	201609	BKD0500	BK Unsch Main Replacements	CWSCO Non-Spec Water Regulated	103436	(34,573.71)
Bakersfield		2016	201608	BKD0500	BK Unsch Main Replacements	CWSCO Non-Spec Water Regulated	103436	10,963.62
Bakersfield		2016	201608	BKD0500	BK Unsch Main Replacements	CWSCO Non-Spec Water Regulated	103436	(7,301.70)
Bakersfield		2016	201608	BKD0500	BK Unsch Main Replacements	CWSCO Non-Spec Water Regulated	103436	1,540.67
Bakersfield		2016	201607	BKD0500	BK Unsch Main Replacements	CWSCO Non-Spec Water Regulated	103436	1,656.40
Bakersfield		2016	201606	BKD0500	BK Unsch Main Replacements	CWSCO Non-Spec Water Regulated	103436	388.69
Bakersfield		2016	201606	BKD0500	BK Unsch Main Replacements	CWSCO Non-Spec Water Regulated	103436	56,999.82
Bakersfield		2016	201605	BKD0500	BK Unsch Main Replacements	CWSCO Non-Spec Water Regulated	103436	232.94
Bakersfield		2016	201605	BKD0500	BK Unsch Main Replacements	CWSCO Non-Spec Water Regulated	103436	749.17
Bakersfield		2016	201605	BKD0500	BK Unsch Main Replacements	CWSCO Non-Spec Water Regulated	103436	5,351.20
Bakersfield		2016	201607	BKD0500	BK Unsch Main Replacements	CWSCO Non-Spec Water Regulated	103436	1,968.31
Bakersfield		2016	201607	BKD0500	BK Unsch Main Replacements	CWSCO Non-Spec Water Regulated	103436	4,623.34
Bakersfield		2016	201607	BKD0500	BK Unsch Main Replacements	CWSCO Non-Spec Water Regulated	103436	21,123.07
Bakersfield		2016	201612	BKD0500	BK Unsch Main Replacements	CWSCO Non-Spec Water Regulated	103436	18,978.93
Bakersfield		2016	201612	BKD0500	BK Unsch Main Replacements	CWSCO Non-Spec Water Regulated	103436	(19,444.43)
Bakersfield		2016	201606	BKD0500	BK Unsch Main Replacements	CWSCO Non-Spec Water Regulated	103433	(1,722.24)
Bakersfield		2016	201604	BKD0500	BK Unsch Main Replacements	CWSCO Non-Spec Water Regulated	103433	1,510.74
Bakersfield		2016	201604	BKD0500	BK Unsch Main Replacements	CWSCO Non-Spec Water Regulated	103433	211.50
Bakersfield		2016	201612	BKD0500	BK Unsch Main Replacements	CWSCO Non-Spec Water Regulated	103432	23,555.55

Bakersfield

District	Sub-Area	Year	Month Number	Work Order Number	Work Order Description	Work Order Type	UPIS Account	Actual Cost
Bakersfield		2016	201601	BKD0520	BK Unsch Casings & Covers	CWSCO Non-Spec Water Regulated	103434	12,358.73
Bakersfield		2016	201601	BKD0520	BK Unsch Casings & Covers	CWSCO Non-Spec Water Regulated	103434	9,289.47
Bakersfield		2016	201601	BKD0520	BK Unsch Casings & Covers	CWSCO Non-Spec Water Regulated	103434	(5,282.89)
Bakersfield		2016	201601	BKD0520	BK Unsch Casings & Covers	CWSCO Non-Spec Water Regulated	103434	38,113.77
Bakersfield		2016	201611	BKD0520	BK Unsch Casings & Covers	CWSCO Non-Spec Water Regulated	103434	2,431.37
Bakersfield		2016	201611	BKD0520	BK Unsch Casings & Covers	CWSCO Non-Spec Water Regulated	103434	52,327.55
Bakersfield		2016	201611	BKD0520	BK Unsch Casings & Covers	CWSCO Non-Spec Water Regulated	103434	2,469.00
Bakersfield		2016	201611	BKD0520	BK Unsch Casings & Covers	CWSCO Non-Spec Water Regulated	103434	490.04
Bakersfield		2016	201610	BKD0520	BK Unsch Casings & Covers	CWSCO Non-Spec Water Regulated	103434	68,789.51
Bakersfield		2016	201610	BKD0520	BK Unsch Casings & Covers	CWSCO Non-Spec Water Regulated	103434	7,937.81
Bakersfield		2016	201610	BKD0520	BK Unsch Casings & Covers	CWSCO Non-Spec Water Regulated	103434	1,924.43
Bakersfield		2016	201610	BKD0520	BK Unsch Casings & Covers	CWSCO Non-Spec Water Regulated	103434	1,588.75
Bakersfield		2016	201610	BKD0520	BK Unsch Casings & Covers	CWSCO Non-Spec Water Regulated	103434	(3,796.08)
Bakersfield		2016	201609	BKD0520	BK Unsch Casings & Covers	CWSCO Non-Spec Water Regulated	103434	(24,566.18)
Bakersfield		2016	201609	BKD0520	BK Unsch Casings & Covers	CWSCO Non-Spec Water Regulated	103434	(12,590.70)
Bakersfield		2016	201609	BKD0520	BK Unsch Casings & Covers	CWSCO Non-Spec Water Regulated	103434	43,651.07
Bakersfield		2016	201608	BKD0520	BK Unsch Casings & Covers	CWSCO Non-Spec Water Regulated	103434	2,001.73
Bakersfield		2016	201608	BKD0520	BK Unsch Casings & Covers	CWSCO Non-Spec Water Regulated	103434	768.91
Bakersfield		2016	201608	BKD0520	BK Unsch Casings & Covers	CWSCO Non-Spec Water Regulated	103434	(6,451.50)
Bakersfield		2016	201608	BKD0520	BK Unsch Casings & Covers	CWSCO Non-Spec Water Regulated	103434	3,477.56
Bakersfield		2016	201607	BKD0520	BK Unsch Casings & Covers	CWSCO Non-Spec Water Regulated	103434	(43,447.77)
Bakersfield		2016	201606	BKD0520	BK Unsch Casings & Covers	CWSCO Non-Spec Water Regulated	103434	(75,424.27)
Bakersfield		2016	201606	BKD0520	BK Unsch Casings & Covers	CWSCO Non-Spec Water Regulated	103434	56,069.42
Bakersfield		2016	201606	BKD0520	BK Unsch Casings & Covers	CWSCO Non-Spec Water Regulated	103434	97,382.12
Bakersfield		2016	201606	BKD0520	BK Unsch Casings & Covers	CWSCO Non-Spec Water Regulated	103434	4,780.21
Bakersfield		2016	201606	BKD0520	BK Unsch Casings & Covers	CWSCO Non-Spec Water Regulated	103434	90,130.43
Bakersfield		2016	201605	BKD0520	BK Unsch Casings & Covers	CWSCO Non-Spec Water Regulated	103434	989.25
Bakersfield		2016	201605	BKD0520	BK Unsch Casings & Covers	CWSCO Non-Spec Water Regulated	103434	(66,242.58)
Bakersfield		2016	201605	BKD0520	BK Unsch Casings & Covers	CWSCO Non-Spec Water Regulated	103434	3,479.74
Bakersfield		2016	201605	BKD0520	BK Unsch Casings & Covers	CWSCO Non-Spec Water Regulated	103434	9,126.96
Bakersfield		2016	201605	BKD0520	BK Unsch Casings & Covers	CWSCO Non-Spec Water Regulated	103434	60,619.53
Bakersfield		2016	201604	BKD0520	BK Unsch Casings & Covers	CWSCO Non-Spec Water Regulated	103434	145.12
Bakersfield		2016	201604	BKD0520	BK Unsch Casings & Covers	CWSCO Non-Spec Water Regulated	103434	235.02
Bakersfield		2016	201604	BKD0520	BK Unsch Casings & Covers	CWSCO Non-Spec Water Regulated	103434	801.57
Bakersfield		2016	201604	BKD0520	BK Unsch Casings & Covers	CWSCO Non-Spec Water Regulated	103434	66,269.66
Bakersfield		2016	201603	BKD0520	BK Unsch Casings & Covers	CWSCO Non-Spec Water Regulated	103434	18,964.41
Bakersfield		2016	201603	BKD0520	BK Unsch Casings & Covers	CWSCO Non-Spec Water Regulated	103434	9,588.27

Bakersfield

District	Sub-Area	Year	Month Number	Work Order Number	Work Order Description	Work Order Type	UPIS Account	Actual Cost
Bakersfield		2016	201603	BKD0520	BK Unsch Casings & Covers	CWSCO Non-Spec Water Regulated	103434	9,566.35
Bakersfield		2016	201603	BKD0520	BK Unsch Casings & Covers	CWSCO Non-Spec Water Regulated	103434	1,700.75
Bakersfield		2016	201603	BKD0520	BK Unsch Casings & Covers	CWSCO Non-Spec Water Regulated	103434	1,688.21
Bakersfield		2016	201603	BKD0520	BK Unsch Casings & Covers	CWSCO Non-Spec Water Regulated	103434	(46,345.85)
Bakersfield		2016	201603	BKD0520	BK Unsch Casings & Covers	CWSCO Non-Spec Water Regulated	103434	422.71
Bakersfield		2016	201602	BKD0520	BK Unsch Casings & Covers	CWSCO Non-Spec Water Regulated	103434	(8,133.23)
Bakersfield		2016	201612	BKD0520	BK Unsch Casings & Covers	CWSCO Non-Spec Water Regulated	103434	141,130.42
Bakersfield		2016	201612	BKD0520	BK Unsch Casings & Covers	CWSCO Non-Spec Water Regulated	103434	16,897.36
Bakersfield		2016	201612	BKD0520	BK Unsch Casings & Covers	CWSCO Non-Spec Water Regulated	103434	29,108.41
Bakersfield		2016	201612	BKD0520	BK Unsch Casings & Covers	CWSCO Non-Spec Water Regulated	103434	(134,162.38)
Bakersfield		2016	201612	BKD0520	BK Unsch Casings & Covers	CWSCO Non-Spec Water Regulated	103434	6,718.53
Bakersfield		2016	201604	BKD0530	BK Unsch Hydrant Replacements	CWSCO Non-Spec Water Regulated	103480	2,084.26
Bakersfield		2016	201604	BKD0530	BK Unsch Hydrant Replacements	CWSCO Non-Spec Water Regulated	103480	(2,256.24)
Bakersfield		2016	201601	BKD0530	BK Unsch Hydrant Replacements	CWSCO Non-Spec Water Regulated	103480	5,067.42
Bakersfield		2016	201601	BKD0530	BK Unsch Hydrant Replacements	CWSCO Non-Spec Water Regulated	103480	1,876.04
Bakersfield		2016	201601	BKD0530	BK Unsch Hydrant Replacements	CWSCO Non-Spec Water Regulated	103480	(7,688.91)
Bakersfield		2016	201608	BKD0530	BK Unsch Hydrant Replacements	CWSCO Non-Spec Water Regulated	103480	1,570.77
Bakersfield		2016	201611	BKD0530	BK Unsch Hydrant Replacements	CWSCO Non-Spec Water Regulated	103480	3,742.40
Bakersfield		2016	201611	BKD0530	BK Unsch Hydrant Replacements	CWSCO Non-Spec Water Regulated	103480	456.45
Bakersfield		2016	201611	BKD0530	BK Unsch Hydrant Replacements	CWSCO Non-Spec Water Regulated	103480	499.08
Bakersfield		2016	201612	BKD0530	BK Unsch Hydrant Replacements	CWSCO Non-Spec Water Regulated	103480	7,827.38
Bakersfield		2016	201612	BKD0530	BK Unsch Hydrant Replacements	CWSCO Non-Spec Water Regulated	103480	8,290.74
Bakersfield		2016	201610	BKD0530	BK Unsch Hydrant Replacements	CWSCO Non-Spec Water Regulated	103480	22,972.68
Bakersfield		2016	201610	BKD0530	BK Unsch Hydrant Replacements	CWSCO Non-Spec Water Regulated	103480	(2,258.21)
Bakersfield		2016	201612	BKD0530	BK Unsch Hydrant Replacements	CWSCO Non-Spec Water Regulated	103480	6,059.05
Bakersfield		2016	201608	BKD0530	BK Unsch Hydrant Replacements	CWSCO Non-Spec Water Regulated	103480	958.66
Bakersfield		2016	201608	BKD0530	BK Unsch Hydrant Replacements	CWSCO Non-Spec Water Regulated	103480	10,103.93
Bakersfield		2016	201608	BKD0530	BK Unsch Hydrant Replacements	CWSCO Non-Spec Water Regulated	103480	1,856.46
Bakersfield		2016	201608	BKD0530	BK Unsch Hydrant Replacements	CWSCO Non-Spec Water Regulated	103480	3,420.37
Bakersfield		2016	201609	BKD0530	BK Unsch Hydrant Replacements	CWSCO Non-Spec Water Regulated	103480	(26,678.87)
Bakersfield		2016	201602	BKD0530	BK Unsch Hydrant Replacements	CWSCO Non-Spec Water Regulated	103480	2,535.56
Bakersfield		2016	201607	BKD0530	BK Unsch Hydrant Replacements	CWSCO Non-Spec Water Regulated	103480	7,691.82
Bakersfield		2016	201606	BKD0530	BK Unsch Hydrant Replacements	CWSCO Non-Spec Water Regulated	103480	12,772.59
Bakersfield		2016	201606	BKD0530	BK Unsch Hydrant Replacements	CWSCO Non-Spec Water Regulated	103480	15,033.44
Bakersfield		2016	201609	BKD0530	BK Unsch Hydrant Replacements	CWSCO Non-Spec Water Regulated	103480	18,798.92
Bakersfield		2016	201609	BKD0530	BK Unsch Hydrant Replacements	CWSCO Non-Spec Water Regulated	103480	14,085.48
Bakersfield		2016	201609	BKD0530	BK Unsch Hydrant Replacements	CWSCO Non-Spec Water Regulated	103480	8,817.33

Bakersfield

District	Sub-Area	Year	Month Number	Work Order Number	Work Order Description	Work Order Type	UPIS Account	Actual Cost
Bakersfield		2016	201605	BKD0530	BK Unsch Hydrant Replacements	CWSCO Non-Spec Water Regulated	103480	1,737.53
Bakersfield		2016	201610	BKD0530	BK Unsch Hydrant Replacements	CWSCO Non-Spec Water Regulated	103480	2,457.97
Bakersfield		2016	201605	BKD0530	BK Unsch Hydrant Replacements	CWSCO Non-Spec Water Regulated	103480	8,703.63
Bakersfield		2016	201605	BKD0530	BK Unsch Hydrant Replacements	CWSCO Non-Spec Water Regulated	103480	3,707.27
Bakersfield		2016	201610	BKD0530	BK Unsch Hydrant Replacements	CWSCO Non-Spec Water Regulated	103480	1,523.85
Bakersfield		2016	201612	BKD0530	BK Unsch Hydrant Replacements	CWSCO Non-Spec Water Regulated	103480	8,812.01
Bakersfield		2016	201612	BKD0530	BK Unsch Hydrant Replacements	CWSCO Non-Spec Water Regulated	103480	23,969.80
Bakersfield		2016	201609	BKD0530	BK Unsch Hydrant Replacements	CWSCO Non-Spec Water Regulated	103480	19,178.88
Bakersfield		2016	201604	BKD0530	BK Unsch Hydrant Replacements	CWSCO Non-Spec Water Regulated	103480	(32.03)
Bakersfield		2016	201611	BKD0530	BK Unsch Hydrant Replacements	CWSCO Non-Spec Water Regulated	103480	822.12
Bakersfield		2016	201612	BKD0530	BK Unsch Hydrant Replacements	CWSCO Non-Spec Water Regulated	103480	(30,216.34)
Bakersfield		2016	201606	BKD0530	BK Unsch Hydrant Replacements	CWSCO Non-Spec Water Regulated	103480	(13,944.42)
Bakersfield		2016	201603	BKD0530	BK Unsch Hydrant Replacements	CWSCO Non-Spec Water Regulated	103480	(1,790.11)
Bakersfield		2016	201606	BKD0530	BK Unsch Hydrant Replacements	CWSCO Non-Spec Water Regulated	103480	13,890.36
Bakersfield		2016	201603	BKD0530	BK Unsch Hydrant Replacements	CWSCO Non-Spec Water Regulated	103480	2,876.44
Bakersfield		2016	201603	BKD0530	BK Unsch Hydrant Replacements	CWSCO Non-Spec Water Regulated	103480	2,241.14
Bakersfield		2016	201607	BKD0530	BK Unsch Hydrant Replacements	CWSCO Non-Spec Water Regulated	103480	1,076.86
Bakersfield		2016	201606	BKD0530	BK Unsch Hydrant Replacements	CWSCO Non-Spec Water Regulated	103480	2,236.32
Bakersfield		2016	201603	BKD0530	BK Unsch Hydrant Replacements	CWSCO Non-Spec Water Regulated	103480	1,808.41
Bakersfield		2016	201609	BKD0540	BK Unsch Main Valve Replacements	CWSCO Non-Spec Water Regulated	103435	4,562.49
Bakersfield		2016	201601	BKD0540	BK Unsch Main Valve Replacements	CWSCO Non-Spec Water Regulated	103434	13,616.73
Bakersfield		2016	201601	BKD0540	BK Unsch Main Valve Replacements	CWSCO Non-Spec Water Regulated	103434	5,523.39
Bakersfield		2016	201601	BKD0540	BK Unsch Main Valve Replacements	CWSCO Non-Spec Water Regulated	103434	(4,736.52)
Bakersfield		2016	201611	BKD0540	BK Unsch Main Valve Replacements	CWSCO Non-Spec Water Regulated	103434	30,375.26
Bakersfield		2016	201611	BKD0540	BK Unsch Main Valve Replacements	CWSCO Non-Spec Water Regulated	103434	3,271.19
Bakersfield		2016	201611	BKD0540	BK Unsch Main Valve Replacements	CWSCO Non-Spec Water Regulated	103434	1,690.72
Bakersfield		2016	201611	BKD0540	BK Unsch Main Valve Replacements	CWSCO Non-Spec Water Regulated	103434	561.18
Bakersfield		2016	201611	BKD0540	BK Unsch Main Valve Replacements	CWSCO Non-Spec Water Regulated	103434	(15,964.59)
Bakersfield		2016	201610	BKD0540	BK Unsch Main Valve Replacements	CWSCO Non-Spec Water Regulated	103434	13,487.83
Bakersfield		2016	201610	BKD0540	BK Unsch Main Valve Replacements	CWSCO Non-Spec Water Regulated	103434	1,768.94
Bakersfield		2016	201610	BKD0540	BK Unsch Main Valve Replacements	CWSCO Non-Spec Water Regulated	103434	1,525.68
Bakersfield		2016	201610	BKD0540	BK Unsch Main Valve Replacements	CWSCO Non-Spec Water Regulated	103434	11,214.24
Bakersfield		2016	201609	BKD0540	BK Unsch Main Valve Replacements	CWSCO Non-Spec Water Regulated	103434	16,048.17
Bakersfield		2016	201609	BKD0540	BK Unsch Main Valve Replacements	CWSCO Non-Spec Water Regulated	103434	10,476.30
Bakersfield		2016	201609	BKD0540	BK Unsch Main Valve Replacements	CWSCO Non-Spec Water Regulated	103434	14,382.12
Bakersfield		2016	201609	BKD0540	BK Unsch Main Valve Replacements	CWSCO Non-Spec Water Regulated	103434	(59,768.07)
Bakersfield		2016	201609	BKD0540	BK Unsch Main Valve Replacements	CWSCO Non-Spec Water Regulated	103434	6,556.94

Bakersfield

District	Sub-Area	Year	Month Number	Work Order Number	Work Order Description	Work Order Type	UPIS Account	Actual Cost
Bakersfield		2016	201609	BKD0540	BK Unsch Main Valve Replacements	CWSCO Non-Spec Water Regulated	103434	31,154.70
Bakersfield		2016	201609	BKD0540	BK Unsch Main Valve Replacements	CWSCO Non-Spec Water Regulated	103434	5,773.91
Bakersfield		2016	201609	BKD0540	BK Unsch Main Valve Replacements	CWSCO Non-Spec Water Regulated	103434	10,054.35
Bakersfield		2016	201609	BKD0540	BK Unsch Main Valve Replacements	CWSCO Non-Spec Water Regulated	103434	7,237.76
Bakersfield		2016	201609	BKD0540	BK Unsch Main Valve Replacements	CWSCO Non-Spec Water Regulated	103434	4,929.46
Bakersfield		2016	201608	BKD0540	BK Unsch Main Valve Replacements	CWSCO Non-Spec Water Regulated	103434	4,794.82
Bakersfield		2016	201608	BKD0540	BK Unsch Main Valve Replacements	CWSCO Non-Spec Water Regulated	103434	31,470.45
Bakersfield		2016	201608	BKD0540	BK Unsch Main Valve Replacements	CWSCO Non-Spec Water Regulated	103434	2,694.14
Bakersfield		2016	201608	BKD0540	BK Unsch Main Valve Replacements	CWSCO Non-Spec Water Regulated	103434	11,716.67
Bakersfield		2016	201608	BKD0540	BK Unsch Main Valve Replacements	CWSCO Non-Spec Water Regulated	103434	84.10
Bakersfield		2016	201607	BKD0540	BK Unsch Main Valve Replacements	CWSCO Non-Spec Water Regulated	103434	21,735.63
Bakersfield		2016	201607	BKD0540	BK Unsch Main Valve Replacements	CWSCO Non-Spec Water Regulated	103434	3,213.77
Bakersfield		2016	201607	BKD0540	BK Unsch Main Valve Replacements	CWSCO Non-Spec Water Regulated	103434	1,170.79
Bakersfield		2016	201607	BKD0540	BK Unsch Main Valve Replacements	CWSCO Non-Spec Water Regulated	103434	464.94
Bakersfield		2016	201607	BKD0540	BK Unsch Main Valve Replacements	CWSCO Non-Spec Water Regulated	103434	(17,577.24)
Bakersfield		2016	201606	BKD0540	BK Unsch Main Valve Replacements	CWSCO Non-Spec Water Regulated	103434	24,950.36
Bakersfield		2016	201606	BKD0540	BK Unsch Main Valve Replacements	CWSCO Non-Spec Water Regulated	103434	2,427.09
Bakersfield		2016	201606	BKD0540	BK Unsch Main Valve Replacements	CWSCO Non-Spec Water Regulated	103434	7,177.75
Bakersfield		2016	201606	BKD0540	BK Unsch Main Valve Replacements	CWSCO Non-Spec Water Regulated	103434	7,177.75
Bakersfield		2016	201606	BKD0540	BK Unsch Main Valve Replacements	CWSCO Non-Spec Water Regulated	103434	14,251.95
Bakersfield		2016	201606	BKD0540	BK Unsch Main Valve Replacements	CWSCO Non-Spec Water Regulated	103434	9,343.63
Bakersfield		2016	201606	BKD0540	BK Unsch Main Valve Replacements	CWSCO Non-Spec Water Regulated	103434	(49,330.72)
Bakersfield		2016	201606	BKD0540	BK Unsch Main Valve Replacements	CWSCO Non-Spec Water Regulated	103434	28,662.87
Bakersfield		2016	201605	BKD0540	BK Unsch Main Valve Replacements	CWSCO Non-Spec Water Regulated	103434	34,340.43
Bakersfield		2016	201605	BKD0540	BK Unsch Main Valve Replacements	CWSCO Non-Spec Water Regulated	103434	2,042.96
Bakersfield		2016	201605	BKD0540	BK Unsch Main Valve Replacements	CWSCO Non-Spec Water Regulated	103434	4,508.15
Bakersfield		2016	201605	BKD0540	BK Unsch Main Valve Replacements	CWSCO Non-Spec Water Regulated	103434	(13,892.16)
Bakersfield		2016	201604	BKD0540	BK Unsch Main Valve Replacements	CWSCO Non-Spec Water Regulated	103434	4,839.71
Bakersfield		2016	201604	BKD0540	BK Unsch Main Valve Replacements	CWSCO Non-Spec Water Regulated	103434	1,873.48
Bakersfield		2016	201604	BKD0540	BK Unsch Main Valve Replacements	CWSCO Non-Spec Water Regulated	103434	939.87
Bakersfield		2016	201604	BKD0540	BK Unsch Main Valve Replacements	CWSCO Non-Spec Water Regulated	103434	14,678.28
Bakersfield		2016	201603	BKD0540	BK Unsch Main Valve Replacements	CWSCO Non-Spec Water Regulated	103434	6,093.81
Bakersfield		2016	201603	BKD0540	BK Unsch Main Valve Replacements	CWSCO Non-Spec Water Regulated	103434	4,222.67
Bakersfield		2016	201603	BKD0540	BK Unsch Main Valve Replacements	CWSCO Non-Spec Water Regulated	103434	7,609.37
Bakersfield		2016	201603	BKD0540	BK Unsch Main Valve Replacements	CWSCO Non-Spec Water Regulated	103434	6,606.77
Bakersfield		2016	201603	BKD0540	BK Unsch Main Valve Replacements	CWSCO Non-Spec Water Regulated	103434	(30,629.60)
Bakersfield		2016	201603	BKD0540	BK Unsch Main Valve Replacements	CWSCO Non-Spec Water Regulated	103434	5,356.31

Bakersfield

District	Sub-Area	Year	Month Number	Work Order Number	Work Order Description	Work Order Type	UPIS Account	Actual Cost
Bakersfield		2016	201603	BKD0540	BK Unsch Main Valve Replacements	CWSCO Non-Spec Water Regulated	103434	8,300.09
Bakersfield		2016	201602	BKD0540	BK Unsch Main Valve Replacements	CWSCO Non-Spec Water Regulated	103434	4,974.18
Bakersfield		2016	201602	BKD0540	BK Unsch Main Valve Replacements	CWSCO Non-Spec Water Regulated	103434	6,554.34
Bakersfield		2016	201602	BKD0540	BK Unsch Main Valve Replacements	CWSCO Non-Spec Water Regulated	103434	4,787.61
Bakersfield		2016	201602	BKD0540	BK Unsch Main Valve Replacements	CWSCO Non-Spec Water Regulated	103434	(90.13)
Bakersfield		2016	201612	BKD0540	BK Unsch Main Valve Replacements	CWSCO Non-Spec Water Regulated	103434	15,031.11
Bakersfield		2016	201612	BKD0540	BK Unsch Main Valve Replacements	CWSCO Non-Spec Water Regulated	103434	28,660.30
Bakersfield		2016	201612	BKD0540	BK Unsch Main Valve Replacements	CWSCO Non-Spec Water Regulated	103434	14,761.85
Bakersfield		2016	201612	BKD0540	BK Unsch Main Valve Replacements	CWSCO Non-Spec Water Regulated	103434	(47,930.45)
Bakersfield		2016	201612	BKD0540	BK Unsch Main Valve Replacements	CWSCO Non-Spec Water Regulated	103434	29,274.22
Bakersfield		2016	201601	BKD0600	SERVICES -- ALL SIZES	CWSCO Non-Spec Water Regulated	103450	178,535.29
Bakersfield		2016	201601	BKD0600	SERVICES -- ALL SIZES	CWSCO Non-Spec Water Regulated	103450	37,197.38
Bakersfield		2016	201601	BKD0600	SERVICES -- ALL SIZES	CWSCO Non-Spec Water Regulated	103450	23,339.40
Bakersfield		2016	201611	BKD0600	SERVICES -- ALL SIZES	CWSCO Non-Spec Water Regulated	103450	153,402.19
Bakersfield		2016	201611	BKD0600	SERVICES -- ALL SIZES	CWSCO Non-Spec Water Regulated	103450	19,847.88
Bakersfield		2016	201611	BKD0600	SERVICES -- ALL SIZES	CWSCO Non-Spec Water Regulated	103450	9,676.68
Bakersfield		2016	201611	BKD0600	SERVICES -- ALL SIZES	CWSCO Non-Spec Water Regulated	103450	30,483.52
Bakersfield		2016	201601	BKD0600	SERVICES -- ALL SIZES	CWSCO Non-Spec Water Regulated	103450	15,395.55
Bakersfield		2016	201601	BKD0600	SERVICES -- ALL SIZES	CWSCO Non-Spec Water Regulated	103450	(2,736.33)
Bakersfield		2016	201610	BKD0600	SERVICES -- ALL SIZES	CWSCO Non-Spec Water Regulated	103450	63,922.51
Bakersfield		2016	201610	BKD0600	SERVICES -- ALL SIZES	CWSCO Non-Spec Water Regulated	103450	472,925.75
Bakersfield		2016	201610	BKD0600	SERVICES -- ALL SIZES	CWSCO Non-Spec Water Regulated	103450	50,414.44
Bakersfield		2016	201610	BKD0600	SERVICES -- ALL SIZES	CWSCO Non-Spec Water Regulated	103450	(38,364.03)
Bakersfield		2016	201608	BKD0600	SERVICES -- ALL SIZES	CWSCO Non-Spec Water Regulated	103450	24,298.96
Bakersfield		2016	201608	BKD0600	SERVICES -- ALL SIZES	CWSCO Non-Spec Water Regulated	103450	163,548.61
Bakersfield		2016	201608	BKD0600	SERVICES -- ALL SIZES	CWSCO Non-Spec Water Regulated	103450	26,509.23
Bakersfield		2016	201608	BKD0600	SERVICES -- ALL SIZES	CWSCO Non-Spec Water Regulated	103450	9,921.75
Bakersfield		2016	201608	BKD0600	SERVICES -- ALL SIZES	CWSCO Non-Spec Water Regulated	103450	15,881.38
Bakersfield		2016	201607	BKD0600	SERVICES -- ALL SIZES	CWSCO Non-Spec Water Regulated	103450	454,168.63
Bakersfield		2016	201607	BKD0600	SERVICES -- ALL SIZES	CWSCO Non-Spec Water Regulated	103450	71,367.81
Bakersfield		2016	201607	BKD0600	SERVICES -- ALL SIZES	CWSCO Non-Spec Water Regulated	103450	32,971.17
Bakersfield		2016	201607	BKD0600	SERVICES -- ALL SIZES	CWSCO Non-Spec Water Regulated	103450	(33,404.11)
Bakersfield		2016	201607	BKD0600	SERVICES -- ALL SIZES	CWSCO Non-Spec Water Regulated	103450	17,065.91
Bakersfield		2016	201605	BKD0600	SERVICES -- ALL SIZES	CWSCO Non-Spec Water Regulated	103450	40,512.29
Bakersfield		2016	201605	BKD0600	SERVICES -- ALL SIZES	CWSCO Non-Spec Water Regulated	103450	255,210.04
Bakersfield		2016	201605	BKD0600	SERVICES -- ALL SIZES	CWSCO Non-Spec Water Regulated	103450	20,504.16
Bakersfield		2016	201605	BKD0600	SERVICES -- ALL SIZES	CWSCO Non-Spec Water Regulated	103450	(134,980.81)

Bakersfield

District	Sub-Area	Year	Month Number	Work Order Number	Work Order Description	Work Order Type	UPIS Account	Actual Cost
Bakersfield		2016	201605	BKD0600	SERVICES -- ALL SIZES	CWSCO Non-Spec Water Regulated	103450	4,074.57
Bakersfield		2016	201610	BKD0600	SERVICES -- ALL SIZES	CWSCO Non-Spec Water Regulated	103450	16,404.38
Bakersfield		2016	201604	BKD0600	SERVICES -- ALL SIZES	CWSCO Non-Spec Water Regulated	103450	46,787.01
Bakersfield		2016	201604	BKD0600	SERVICES -- ALL SIZES	CWSCO Non-Spec Water Regulated	103450	266,404.24
Bakersfield		2016	201604	BKD0600	SERVICES -- ALL SIZES	CWSCO Non-Spec Water Regulated	103450	53,398.41
Bakersfield		2016	201604	BKD0600	SERVICES -- ALL SIZES	CWSCO Non-Spec Water Regulated	103450	240,170.93
Bakersfield		2016	201604	BKD0600	SERVICES -- ALL SIZES	CWSCO Non-Spec Water Regulated	103450	16,776.58
Bakersfield		2016	201611	BKD0600	SERVICES -- ALL SIZES	CWSCO Non-Spec Water Regulated	103450	18,698.68
Bakersfield		2016	201602	BKD0600	SERVICES -- ALL SIZES	CWSCO Non-Spec Water Regulated	103450	43,462.68
Bakersfield		2016	201602	BKD0600	SERVICES -- ALL SIZES	CWSCO Non-Spec Water Regulated	103450	38,812.70
Bakersfield		2016	201602	BKD0600	SERVICES -- ALL SIZES	CWSCO Non-Spec Water Regulated	103450	53,758.84
Bakersfield		2016	201602	BKD0600	SERVICES -- ALL SIZES	CWSCO Non-Spec Water Regulated	103450	41,792.89
Bakersfield		2016	201602	BKD0600	SERVICES -- ALL SIZES	CWSCO Non-Spec Water Regulated	103450	32,485.09
Bakersfield		2016	201612	BKD0600	SERVICES -- ALL SIZES	CWSCO Non-Spec Water Regulated	103450	4,126.84
Bakersfield		2016	201612	BKD0600	SERVICES -- ALL SIZES	CWSCO Non-Spec Water Regulated	103450	(2,850,642.25)
Bakersfield		2016	201612	BKD0600	SERVICES -- ALL SIZES	CWSCO Non-Spec Water Regulated	103450	9,949.34
Bakersfield		2016	201612	BKD0600	SERVICES -- ALL SIZES	CWSCO Non-Spec Water Regulated	103450	2,329.02
Bakersfield		2016	201612	BKD0600	SERVICES -- ALL SIZES	CWSCO Non-Spec Water Regulated	103450	2,964,903.71
Bakersfield		2016	201612	BKD0600	SERVICES -- ALL SIZES	CWSCO Non-Spec Water Regulated	103450	69,645.37
Bakersfield		2016	201612	BKD0600	SERVICES -- ALL SIZES	CWSCO Non-Spec Water Regulated	103450	69,645.40
Bakersfield		2016	201601	BKD0800	INSTALL / RETIRE METERS	CWSCO Non-Spec Water Regulated	103460	481.69
Bakersfield		2016	201601	BKD0800	INSTALL / RETIRE METERS	CWSCO Non-Spec Water Regulated	103460	12,764.03
Bakersfield		2016	201601	BKD0800	INSTALL / RETIRE METERS	CWSCO Non-Spec Water Regulated	103460	507.10
Bakersfield		2016	201604	BKD0800	INSTALL / RETIRE METERS	CWSCO Non-Spec Water Regulated	103460	16,425.97
Bakersfield		2016	201611	BKD0800	INSTALL / RETIRE METERS	CWSCO Non-Spec Water Regulated	103460	16,390.20
Bakersfield		2016	201611	BKD0800	INSTALL / RETIRE METERS	CWSCO Non-Spec Water Regulated	103460	(2,594.30)
Bakersfield		2016	201611	BKD0800	INSTALL / RETIRE METERS	CWSCO Non-Spec Water Regulated	103460	2,611.91
Bakersfield		2016	201611	BKD0800	INSTALL / RETIRE METERS	CWSCO Non-Spec Water Regulated	103460	1,907.26
Bakersfield		2016	201601	BKD0800	INSTALL / RETIRE METERS	CWSCO Non-Spec Water Regulated	103460	11.69
Bakersfield		2016	201601	BKD0800	INSTALL / RETIRE METERS	CWSCO Non-Spec Water Regulated	103460	3,909.08
Bakersfield		2016	201612	BKD0800	INSTALL / RETIRE METERS	CWSCO Non-Spec Water Regulated	103460	4,244.50
Bakersfield		2016	201610	BKD0800	INSTALL / RETIRE METERS	CWSCO Non-Spec Water Regulated	103460	1,478.56
Bakersfield		2016	201610	BKD0800	INSTALL / RETIRE METERS	CWSCO Non-Spec Water Regulated	103460	15,763.15
Bakersfield		2016	201610	BKD0800	INSTALL / RETIRE METERS	CWSCO Non-Spec Water Regulated	103460	1,551.99
Bakersfield		2016	201609	BKD0800	INSTALL / RETIRE METERS	CWSCO Non-Spec Water Regulated	103460	2,450.47
Bakersfield		2016	201609	BKD0800	INSTALL / RETIRE METERS	CWSCO Non-Spec Water Regulated	103460	25,073.15
Bakersfield		2016	201609	BKD0800	INSTALL / RETIRE METERS	CWSCO Non-Spec Water Regulated	103460	3,984.92

Bakersfield

District	Sub-Area	Year	Month Number	Work Order Number	Work Order Description	Work Order Type	UPIS Account	Actual Cost
Bakersfield		2016	201609	BKD0800	INSTALL / RETIRE METERS	CWSCO Non-Spec Water Regulated	103460	(29,182.50)
Bakersfield		2016	201608	BKD0800	INSTALL / RETIRE METERS	CWSCO Non-Spec Water Regulated	103460	2,004.61
Bakersfield		2016	201608	BKD0800	INSTALL / RETIRE METERS	CWSCO Non-Spec Water Regulated	103460	14,318.63
Bakersfield		2016	201607	BKD0800	INSTALL / RETIRE METERS	CWSCO Non-Spec Water Regulated	103460	814.05
Bakersfield		2016	201607	BKD0800	INSTALL / RETIRE METERS	CWSCO Non-Spec Water Regulated	103460	10,466.01
Bakersfield		2016	201606	BKD0800	INSTALL / RETIRE METERS	CWSCO Non-Spec Water Regulated	103460	4,918.73
Bakersfield		2016	201606	BKD0800	INSTALL / RETIRE METERS	CWSCO Non-Spec Water Regulated	103460	2,100.75
Bakersfield		2016	201606	BKD0800	INSTALL / RETIRE METERS	CWSCO Non-Spec Water Regulated	103460	(40,143.93)
Bakersfield		2016	201609	BKD0800	INSTALL / RETIRE METERS	CWSCO Non-Spec Water Regulated	103460	25,221.81
Bakersfield		2016	201609	BKD0800	INSTALL / RETIRE METERS	CWSCO Non-Spec Water Regulated	103460	8,611.78
Bakersfield		2016	201605	BKD0800	INSTALL / RETIRE METERS	CWSCO Non-Spec Water Regulated	103460	2,516.34
Bakersfield		2016	201605	BKD0800	INSTALL / RETIRE METERS	CWSCO Non-Spec Water Regulated	103460	17,322.61
Bakersfield		2016	201610	BKD0800	INSTALL / RETIRE METERS	CWSCO Non-Spec Water Regulated	103460	598.61
Bakersfield		2016	201610	BKD0800	INSTALL / RETIRE METERS	CWSCO Non-Spec Water Regulated	103460	1,784.03
Bakersfield		2016	201607	BKD0800	INSTALL / RETIRE METERS	CWSCO Non-Spec Water Regulated	103460	1,579.20
Bakersfield		2016	201604	BKD0800	INSTALL / RETIRE METERS	CWSCO Non-Spec Water Regulated	103460	2,413.60
Bakersfield		2016	201604	BKD0800	INSTALL / RETIRE METERS	CWSCO Non-Spec Water Regulated	103460	814.12
Bakersfield		2016	201601	BKD0800	INSTALL / RETIRE METERS	CWSCO Non-Spec Water Regulated	103460	7,590.11
Bakersfield		2016	201603	BKD0800	INSTALL / RETIRE METERS	CWSCO Non-Spec Water Regulated	103460	175.11
Bakersfield		2016	201603	BKD0800	INSTALL / RETIRE METERS	CWSCO Non-Spec Water Regulated	103460	710.14
Bakersfield		2016	201603	BKD0800	INSTALL / RETIRE METERS	CWSCO Non-Spec Water Regulated	103460	4,474.41
Bakersfield		2016	201603	BKD0800	INSTALL / RETIRE METERS	CWSCO Non-Spec Water Regulated	103460	3,992.44
Bakersfield		2016	201603	BKD0800	INSTALL / RETIRE METERS	CWSCO Non-Spec Water Regulated	103460	1,239.60

Bakersfield

District	Sub-Area	Year	Month Number	Work Order Number	Work Order Description	Work Order Type	UPIS Account	Actual Cost
Bakersfield		2016	201603	BKD0800	INSTALL / RETIRE METERS	CWSCO Non-Spec Water Regulated	103460	(18,950.44)
Bakersfield		2016	201603	BKD0800	INSTALL / RETIRE METERS	CWSCO Non-Spec Water Regulated	103460	29,991.23
Bakersfield		2016	201605	BKD0800	INSTALL / RETIRE METERS	CWSCO Non-Spec Water Regulated	103460	651.29
Bakersfield		2016	201606	BKD0800	INSTALL / RETIRE METERS	CWSCO Non-Spec Water Regulated	103460	17,028.47
Bakersfield		2016	201602	BKD0800	INSTALL / RETIRE METERS	CWSCO Non-Spec Water Regulated	103460	729.86
Bakersfield		2016	201602	BKD0800	INSTALL / RETIRE METERS	CWSCO Non-Spec Water Regulated	103460	15,140.31
Bakersfield		2016	201606	BKD0800	INSTALL / RETIRE METERS	CWSCO Non-Spec Water Regulated	103460	32,210.41
Bakersfield		2016	201603	BKD0800	INSTALL / RETIRE METERS	CWSCO Non-Spec Water Regulated	103460	(43,355.69)
Bakersfield		2016	201603	BKD0800	INSTALL / RETIRE METERS	CWSCO Non-Spec Water Regulated	103460	52,050.40
Bakersfield		2016	201602	BKD0800	INSTALL / RETIRE METERS	CWSCO Non-Spec Water Regulated	103460	2,221.82
Bakersfield		2016	201603	BKD0800	INSTALL / RETIRE METERS	CWSCO Non-Spec Water Regulated	103460	2,250.31
Bakersfield		2016	201612	BKD0800	INSTALL / RETIRE METERS	CWSCO Non-Spec Water Regulated	103460	499.54
Bakersfield		2016	201612	BKD0800	INSTALL / RETIRE METERS	CWSCO Non-Spec Water Regulated	103460	4,349.99
Bakersfield		2016	201612	BKD0800	INSTALL / RETIRE METERS	CWSCO Non-Spec Water Regulated	103460	(39,491.41)
Bakersfield		2016	201612	BKD0800	INSTALL / RETIRE METERS	CWSCO Non-Spec Water Regulated	103460	26,489.59
Bakersfield		2016	201612	BKD0800	INSTALL / RETIRE METERS	CWSCO Non-Spec Water Regulated	103460	37,890.36
Bakersfield		2016	201601	BKD0900	Meter Replacement Program	CWSCO Specific Water Regulated	103460	11,957.81
Bakersfield		2016	201601	BKD0900	Meter Replacement Program	CWSCO Specific Water Regulated	103460	21,615.97
Bakersfield		2016	201601	BKD0900	Meter Replacement Program	CWSCO Specific Water Regulated	103460	63,796.92
Bakersfield		2016	201603	BKD0900	Meter Replacement Program	CWSCO Specific Water Regulated	103460	(183,652.97)
Bakersfield		2016	201609	BKD0900	Meter Replacement Program	CWSCO Specific Water Regulated	103460	3,292.02
Bakersfield		2016	201609	BKD0900	Meter Replacement Program	CWSCO Specific Water Regulated	103460	1,929.47
Bakersfield		2016	201608	BKD0900	Meter Replacement Program	CWSCO Specific Water Regulated	103460	519.02
Bakersfield		2016	201608	BKD0900	Meter Replacement Program	CWSCO Specific Water Regulated	103460	2,660.82
Bakersfield		2016	201608	BKD0900	Meter Replacement Program	CWSCO Specific Water Regulated	103460	1,046.39
Bakersfield		2016	201612	BKD0900	Meter Replacement Program	CWSCO Specific Water Regulated	103460	2,097.75
Bakersfield		2016	201607	BKD0900	Meter Replacement Program	CWSCO Specific Water Regulated	103460	564.11
Bakersfield		2016	201605	BKD0900	Meter Replacement Program	CWSCO Specific Water Regulated	103460	6,479.34
Bakersfield		2016	201605	BKD0900	Meter Replacement Program	CWSCO Specific Water Regulated	103460	2,244.49
Bakersfield		2016	201606	BKD0900	Meter Replacement Program	CWSCO Specific Water Regulated	103460	48,723.16
Bakersfield		2016	201606	BKD0900	Meter Replacement Program	CWSCO Specific Water Regulated	103460	22,349.48
Bakersfield		2016	201609	BKD0900	Meter Replacement Program	CWSCO Specific Water Regulated	103460	(5,660.41)
Bakersfield		2016	201609	BKD0900	Meter Replacement Program	CWSCO Specific Water Regulated	103460	3,045.10

Bakersfield

District	Sub-Area	Year	Month Number	Work Order Number	Work Order Description	Work Order Type	UPIS Account	Actual Cost
Bakersfield		2016	201610	BKD0900	Meter Replacement Program	CWSCO Specific Water Regulated	103460	492.17
Bakersfield		2016	201610	BKD0900	Meter Replacement Program	CWSCO Specific Water Regulated	103460	49.21
Bakersfield		2016	201607	BKD0900	Meter Replacement Program	CWSCO Specific Water Regulated	103460	693.94
Bakersfield		2016	201607	BKD0900	Meter Replacement Program	CWSCO Specific Water Regulated	103460	176.13
Bakersfield		2016	201605	BKD0900	Meter Replacement Program	CWSCO Specific Water Regulated	103460	9,552.75
Bakersfield		2016	201604	BKD0900	Meter Replacement Program	CWSCO Specific Water Regulated	103460	6,880.79
Bakersfield		2016	201604	BKD0900	Meter Replacement Program	CWSCO Specific Water Regulated	103460	24,980.61
Bakersfield		2016	201604	BKD0900	Meter Replacement Program	CWSCO Specific Water Regulated	103460	24,167.95
Bakersfield		2016	201606	BKD0900	Meter Replacement Program	CWSCO Specific Water Regulated	103460	592.59
Bakersfield		2016	201606	BKD0900	Meter Replacement Program	CWSCO Specific Water Regulated	103460	(74,305.93)
Bakersfield		2016	201603	BKD0900	Meter Replacement Program	CWSCO Specific Water Regulated	103460	100,923.50
Bakersfield		2016	201603	BKD0900	Meter Replacement Program	CWSCO Specific Water Regulated	103460	72,439.32
Bakersfield		2016	201603	BKD0900	Meter Replacement Program	CWSCO Specific Water Regulated	103460	84,761.56
Bakersfield		2016	201603	BKD0900	Meter Replacement Program	CWSCO Specific Water Regulated	103460	28,938.00
Bakersfield		2016	201611	BKD0900	Meter Replacement Program	CWSCO Specific Water Regulated	103460	2,056.80
Bakersfield		2016	201611	BKD0900	Meter Replacement Program	CWSCO Specific Water Regulated	103460	38.37
Bakersfield		2016	201602	BKD0900	Meter Replacement Program	CWSCO Specific Water Regulated	103460	10,596.07
Bakersfield		2016	201602	BKD0900	Meter Replacement Program	CWSCO Specific Water Regulated	103460	17,581.04
Bakersfield		2016	201602	BKD0900	Meter Replacement Program	CWSCO Specific Water Regulated	103460	58,105.16
Bakersfield		2016	201612	BKD0900	Meter Replacement Program	CWSCO Specific Water Regulated	103460	11,089.22
Bakersfield		2016	201612	BKD0900	Meter Replacement Program	CWSCO Specific Water Regulated	103460	1,139.73
Bakersfield		2016	201612	BKD0900	Meter Replacement Program	CWSCO Specific Water Regulated	103460	(2,636.55)
Bakersfield		2016	201606	BKD0900	Meter Replacement Program	CWSCO Specific Water Regulated	103460	13,003.29
								<u>\$ 33,221,522.12</u>

Bakersfield

District	Sub-Area	Year	Month Number	Work Order Number	Work Order Description	Work Order Type	UPIS Account	Actual Cost
Bakersfield		2017	201703	00015442	Tract 6485 Inst Mains&Serv	CWSCO Non-Spec Water Reg Extension	103480	4,480.00
Bakersfield		2017	201703	00015442	Tract 6485 Inst Mains&Serv	CWSCO Non-Spec Water Reg Extension	103436	379.00
Bakersfield		2017	201703	00015442	Tract 6485 Inst Mains&Serv	CWSCO Non-Spec Water Reg Extension	103436	7,444.00
Bakersfield		2017	201711	00020387	REPLACE PANEL: STA186	CWSCO Specific Water Regulated	103240	626.29
Bakersfield		2017	201710	00020387	REPLACE PANEL: STA186	CWSCO Specific Water Regulated	103240	197,752.97
Bakersfield		2017	201710	00020781	FLAT TO METER CONVERSIONS 2012	CWSCO Specific Water Regulated	103450	253.80
Bakersfield		2017	201704	00025329	19th Street Senior Plaza	CWSCO Non-Spec Water Reg Contributn	103480	10,296.00
Bakersfield		2017	201704	00025329	19th Street Senior Plaza	CWSCO Non-Spec Water Reg Contributn	103450	4,032.00
Bakersfield		2017	201704	00025329	19th Street Senior Plaza	CWSCO Non-Spec Water Reg Contributn	103450	8,064.00
Bakersfield		2017	201704	00025329	19th Street Senior Plaza	CWSCO Non-Spec Water Reg Contributn	103450	7,632.00
Bakersfield		2017	201704	00025329	19th Street Senior Plaza	CWSCO Non-Spec Water Reg Contributn	103450	16,440.00
Bakersfield		2017	201704	00025329	19th Street Senior Plaza	CWSCO Non-Spec Water Reg Contributn	103450	5,532.01
Bakersfield		2017	201704	00025329	19th Street Senior Plaza	CWSCO Non-Spec Water Reg Contributn	103436	174,891.72
Bakersfield		2017	201704	00025329	19th Street Senior Plaza	CWSCO Non-Spec Water Reg Contributn	103433	198,107.37
Bakersfield		2017	201709	00046768	510 19th Street - Fed Building	CWSCO Non-Spec Water Reg Contributn	103480	6,216.00
Bakersfield		2017	201709	00046768	510 19th Street - Fed Building	CWSCO Non-Spec Water Reg Contributn	103460	3,885.53
Bakersfield		2017	201709	00046768	510 19th Street - Fed Building	CWSCO Non-Spec Water Reg Contributn	103450	5,248.98
Bakersfield		2017	201709	00046768	510 19th Street - Fed Building	CWSCO Non-Spec Water Reg Contributn	103436	22,055.16
Bakersfield		2017	201709	00046768	510 19th Street - Fed Building	CWSCO Non-Spec Water Reg Contributn	103435	10,904.02
Bakersfield		2017	201709	00046768	510 19th Street - Fed Building	CWSCO Non-Spec Water Reg Contributn	103435	139,371.89
Bakersfield		2017	201709	00046768	510 19th Street - Fed Building	CWSCO Non-Spec Water Reg Contributn	103433	20,932.94
Bakersfield		2017	201701	00048129	2551 Sunny Ln. Inst. 8" FPS	CWSCO Non-Spec Water Reg Contributn	103450	15,353.69
Bakersfield		2017	201704	00061213	SCADA CATHODIC MONITORING	CWSCO Specific Water Regulated	103420	10.12
Bakersfield		2017	201704	00061213	SCADA CATHODIC MONITORING	CWSCO Specific Water Regulated	103420	10.12
Bakersfield		2017	201704	00061213	SCADA CATHODIC MONITORING	CWSCO Specific Water Regulated	103420	10.13
Bakersfield		2017	201704	00061213	SCADA CATHODIC MONITORING	CWSCO Specific Water Regulated	103420	10.12
Bakersfield		2017	201704	00063401	REPLACE PANELBOARD STA. 100	CWSCO Specific Water Regulated	103240	396.38
Bakersfield		2017	201704	00063401	REPLACE PANELBOARD STA. 100	CWSCO Specific Water Regulated	103240	43.00
Bakersfield		2017	201704	00063401	REPLACE PANELBOARD STA. 100	CWSCO Specific Water Regulated	103240	49.71
Bakersfield		2017	201704	00063401	REPLACE PANELBOARD STA. 100	CWSCO Specific Water Regulated	103240	1,518.33
Bakersfield		2017	201704	00063401	REPLACE PANELBOARD STA. 100	CWSCO Specific Water Regulated	103240	64.50
Bakersfield		2017	201701	00063401	REPLACE PANELBOARD STA. 100	CWSCO Specific Water Regulated	103240	6,409.10
Bakersfield		2017	201701	00063401	REPLACE PANELBOARD STA. 100	CWSCO Specific Water Regulated	103240	7,410.53
Bakersfield		2017	201701	00063401	REPLACE PANELBOARD STA. 100	CWSCO Specific Water Regulated	103240	226,321.60
Bakersfield		2017	201701	00063401	REPLACE PANELBOARD STA. 100	CWSCO Specific Water Regulated	103240	9,613.67
Bakersfield		2017	201701	00063401	REPLACE PANELBOARD STA. 100	CWSCO Specific Water Regulated	103240	59,083.96
Bakersfield		2017	201701	00063401	REPLACE PANELBOARD STA. 100	CWSCO Specific Water Regulated	103210	58,082.54

Bakersfield

District	Sub-Area	Year	Month Number	Work Order Number	Work Order Description	Work Order Type	UPIS Account	Actual Cost
Bakersfield		2017	201703	00064433	BK STA 146: Well 4 TCE Treatment	CWSCO Specific Water Regulated	103320	7,556.83
Bakersfield		2017	201703	00064433	BK STA 146: Well 4 TCE Treatment	CWSCO Specific Water Regulated	103310	1,795.21
Bakersfield		2017	201703	00064433	BK STA 146: Well 4 TCE Treatment	CWSCO Specific Water Regulated	103310	38.86
Bakersfield		2017	201703	00064433	BK STA 146: Well 4 TCE Treatment	CWSCO Specific Water Regulated	103310	783.82
Bakersfield		2017	201703	00064433	BK STA 146: Well 4 TCE Treatment	CWSCO Specific Water Regulated	103310	582.04
Bakersfield		2017	201704	00064496	REPLACE V207007 MAINT SUPT	CWSCO Specific Water Regulated	103730	33,708.10
Bakersfield		2017	201703	00076093	Install 16" DI Main in Wible Rd.	CWSCO Specific Water Regulated	103435	846.22
Bakersfield		2017	201705	00076395	NWBWTP - Plate Settlers	CWSCO Specific Water Regulated	103320	15,860.37
Bakersfield		2017	201705	00076395	NWBWTP - Plate Settlers	CWSCO Specific Water Regulated	103320	766.32
Bakersfield		2017	201705	00076395	NWBWTP - Plate Settlers	CWSCO Specific Water Regulated	103320	191.27
Bakersfield		2017	201705	00076395	NWBWTP - Plate Settlers	CWSCO Specific Water Regulated	103320	837.89
Bakersfield		2017	201705	00076395	NWBWTP - Plate Settlers	CWSCO Specific Water Regulated	103320	1,943.56
Bakersfield		2017	201706	00078094	500 W. Columbus - 8" F-S/ 4" Serv.	CWSCO Non-Spec Water Reg Contributn	103480	9,754.80
Bakersfield		2017	201706	00078094	500 W. Columbus - 8" F-S/ 4" Serv.	CWSCO Non-Spec Water Reg Contributn	103450	11,196.93
Bakersfield		2017	201706	00078094	500 W. Columbus - 8" F-S/ 4" Serv.	CWSCO Non-Spec Water Reg Contributn	103450	1,369.33
Bakersfield		2017	201706	00078094	500 W. Columbus - 8" F-S/ 4" Serv.	CWSCO Non-Spec Water Reg Contributn	103450	11,704.32
Bakersfield		2017	201711	00085718	2601 16th St Install 4" FPS	CWSCO Non-Spec Water Reg Contributn	103450	10,000.00
Bakersfield		2017	201706	00091798	2621 River Blvd 6" FPS	CWSCO Non-Spec Water Reg Contributn	103480	11,184.43
Bakersfield		2017	201706	00091798	2621 River Blvd 6" FPS	CWSCO Non-Spec Water Reg Contributn	103450	8,616.10
Bakersfield		2017	201712	00092829	3515 Panama Lane Main Relocation	CWSCO Non-Spec Water Reg Contributn	103480	7,267.06
Bakersfield		2017	201712	00092829	3515 Panama Lane Main Relocation	CWSCO Non-Spec Water Reg Contributn	103450	2,717.85
Bakersfield		2017	201712	00092829	3515 Panama Lane Main Relocation	CWSCO Non-Spec Water Reg Contributn	103450	5,920.06
Bakersfield		2017	201712	00092829	3515 Panama Lane Main Relocation	CWSCO Non-Spec Water Reg Contributn	103436	45,479.31
Bakersfield		2017	201701	00094143	tract 6410 Phase 1	CWSCO Non-Spec Water Reg Extension	103480	32,104.00
Bakersfield		2017	201701	00094143	tract 6410 Phase 1	CWSCO Non-Spec Water Reg Extension	103450	57,962.00
Bakersfield		2017	201701	00094143	tract 6410 Phase 1	CWSCO Non-Spec Water Reg Extension	103436	126,351.00
Bakersfield		2017	201701	00094143	tract 6410 Phase 1	CWSCO Non-Spec Water Reg Extension	103436	103,917.00
Bakersfield		2017	201701	00094143	tract 6410 Phase 1	CWSCO Non-Spec Water Reg Extension	103435	210,620.00
Bakersfield		2017	201701	00094143	tract 6410 Phase 1	CWSCO Non-Spec Water Reg Extension	103434	8,662.00
Bakersfield		2017	201701	00094143	tract 6410 Phase 1	CWSCO Non-Spec Water Reg Extension	103434	8,289.00
Bakersfield		2017	201701	00095422	Tract 7231 Phase 1 Mains/Services	CWSCO Non-Spec Water Reg Extension	103480	12,322.00
Bakersfield		2017	201701	00095422	Tract 7231 Phase 1 Mains/Services	CWSCO Non-Spec Water Reg Extension	103450	32,646.00
Bakersfield		2017	201701	00095422	Tract 7231 Phase 1 Mains/Services	CWSCO Non-Spec Water Reg Extension	103436	87,310.00
Bakersfield		2017	201705	00095429	Tract 7231 Phase 2	CWSCO Non-Spec Water Reg Extension	103480	12,389.00
Bakersfield		2017	201705	00095429	Tract 7231 Phase 2	CWSCO Non-Spec Water Reg Extension	103450	36,293.00
Bakersfield		2017	201705	00095429	Tract 7231 Phase 2	CWSCO Non-Spec Water Reg Extension	103436	103,872.00
Bakersfield		2017	201705	00095429	Tract 7231 Phase 2	CWSCO Non-Spec Water Reg Extension	103433	4,482.00

Bakersfield

District	Sub-Area	Year	Month Number	Work Order Number	Work Order Description	Work Order Type	UPIS Account	Actual Cost
Bakersfield		2017	201703	00099040	Conversion of 930 Flat Rate Service	CWSCO Specific Water Regulated	103460	3,411.63
Bakersfield		2017	201703	00099040	Conversion of 930 Flat Rate Service	CWSCO Specific Water Regulated	103460	23,198.96
Bakersfield		2017	201703	00099040	Conversion of 930 Flat Rate Service	CWSCO Specific Water Regulated	103460	434.14
Bakersfield		2017	201703	00099040	Conversion of 930 Flat Rate Service	CWSCO Specific Water Regulated	103460	874.22
Bakersfield		2017	201703	00099040	Conversion of 930 Flat Rate Service	CWSCO Specific Water Regulated	103460	455.09
Bakersfield		2017	201703	00099040	Conversion of 930 Flat Rate Service	CWSCO Specific Water Regulated	103460	714.51
Bakersfield		2017	201703	00099040	Conversion of 930 Flat Rate Service	CWSCO Specific Water Regulated	103460	26,816.74
Bakersfield		2017	201703	00099040	Conversion of 930 Flat Rate Service	CWSCO Specific Water Regulated	103460	4,708.23
Bakersfield		2017	201703	00099040	Conversion of 930 Flat Rate Service	CWSCO Specific Water Regulated	103460	6,721.42
Bakersfield		2017	201703	00099040	Conversion of 930 Flat Rate Service	CWSCO Specific Water Regulated	103460	2,866.37
Bakersfield		2017	201708	00099040	Conversion of 930 Flat Rate Service	CWSCO Specific Water Regulated	103450	34,693.26
Bakersfield		2017	201703	00099040	Conversion of 930 Flat Rate Service	CWSCO Specific Water Regulated	103450	1,032,410.53
Bakersfield		2017	201704	00099048	2016 Field Equipment Repl/ Purchase	CWSCO Specific Water Regulated	103780	5,106.13
Bakersfield		2017	201704	00099048	2016 Field Equipment Repl/ Purchase	CWSCO Specific Water Regulated	103780	3,453.01
Bakersfield		2017	201704	00099048	2016 Field Equipment Repl/ Purchase	CWSCO Specific Water Regulated	103780	1,288.52
Bakersfield		2017	201704	00099048	2016 Field Equipment Repl/ Purchase	CWSCO Specific Water Regulated	103780	3,997.52
Bakersfield		2017	201704	00099048	2016 Field Equipment Repl/ Purchase	CWSCO Specific Water Regulated	103780	1,274.33
Bakersfield		2017	201704	00099048	2016 Field Equipment Repl/ Purchase	CWSCO Specific Water Regulated	103780	7,030.64
Bakersfield		2017	201704	00099048	2016 Field Equipment Repl/ Purchase	CWSCO Specific Water Regulated	103780	3,581.70
Bakersfield		2017	201704	00099048	2016 Field Equipment Repl/ Purchase	CWSCO Specific Water Regulated	103780	2,215.92
Bakersfield		2017	201704	00099048	2016 Field Equipment Repl/ Purchase	CWSCO Specific Water Regulated	103780	1,510.42
Bakersfield		2017	201704	00099048	2016 Field Equipment Repl/ Purchase	CWSCO Specific Water Regulated	103780	342.23
Bakersfield		2017	201704	00099048	2016 Field Equipment Repl/ Purchase	CWSCO Specific Water Regulated	103780	430.93
Bakersfield		2017	201704	00099048	2016 Field Equipment Repl/ Purchase	CWSCO Specific Water Regulated	103780	1,368.63
Bakersfield		2017	201704	00099048	2016 Field Equipment Repl/ Purchase	CWSCO Specific Water Regulated	103780	5,390.49
Bakersfield		2017	201704	00099048	2016 Field Equipment Repl/ Purchase	CWSCO Specific Water Regulated	103780	1,616.56
Bakersfield		2017	201704	00099048	2016 Field Equipment Repl/ Purchase	CWSCO Specific Water Regulated	103780	1,130.86
Bakersfield		2017	201704	00099048	2016 Field Equipment Repl/ Purchase	CWSCO Specific Water Regulated	103780	1,980.69
Bakersfield		2017	201704	00099048	2016 Field Equipment Repl/ Purchase	CWSCO Specific Water Regulated	103780	1,130.89
Bakersfield		2017	201711	00099111	2017 Vehicle Replacement Program	CWSCO Specific Water Regulated	103730	32,885.08
Bakersfield		2017	201711	00099111	2017 Vehicle Replacement Program	CWSCO Specific Water Regulated	103730	7,374.89
Bakersfield		2017	201711	00099111	2017 Vehicle Replacement Program	CWSCO Specific Water Regulated	103730	8,138.31
Bakersfield		2017	201711	00099111	2017 Vehicle Replacement Program	CWSCO Specific Water Regulated	103730	32,885.08
Bakersfield		2017	201711	00099111	2017 Vehicle Replacement Program	CWSCO Specific Water Regulated	103730	6,647.95
Bakersfield		2017	201711	00099111	2017 Vehicle Replacement Program	CWSCO Specific Water Regulated	103730	8,835.45
Bakersfield		2017	201711	00099111	2017 Vehicle Replacement Program	CWSCO Specific Water Regulated	103730	7,374.89
Bakersfield		2017	201711	00099111	2017 Vehicle Replacement Program	CWSCO Specific Water Regulated	103730	28,561.29

Bakersfield

District	Sub-Area	Year	Month Number	Work Order Number	Work Order Description	Work Order Type	UPIS Account	Actual Cost
Bakersfield		2017	201711	00099111	2017 Vehicle Replacement Program	CWSCO Specific Water Regulated	103730	39,114.12
Bakersfield		2017	201711	00099111	2017 Vehicle Replacement Program	CWSCO Specific Water Regulated	103730	36,567.65
Bakersfield		2017	201711	00099111	2017 Vehicle Replacement Program	CWSCO Specific Water Regulated	103730	8,012.51
Bakersfield		2017	201711	00099111	2017 Vehicle Replacement Program	CWSCO Specific Water Regulated	103730	36,567.65
Bakersfield		2017	201711	00099111	2017 Vehicle Replacement Program	CWSCO Specific Water Regulated	103730	7,374.89
Bakersfield		2017	201711	00099111	2017 Vehicle Replacement Program	CWSCO Specific Water Regulated	103730	7,374.89
Bakersfield		2017	201711	00099111	2017 Vehicle Replacement Program	CWSCO Specific Water Regulated	103730	36,567.65
Bakersfield		2017	201711	00099111	2017 Vehicle Replacement Program	CWSCO Specific Water Regulated	103730	39,114.12
Bakersfield		2017	201712	00099297	Security Cameras	CWSCO Specific Water Regulated	103310	145,107.62
Bakersfield		2017	201710	00099299	Tractor	CWSCO Specific Water Regulated	103770	53,301.12
Bakersfield		2017	201711	00099407	Replace V204044 (Dump Truck)	CWSCO Specific Water Regulated	103780	2,878.57
Bakersfield		2017	201705	00099407	Replace V204044 (Dump Truck)	CWSCO Specific Water Regulated	103780	100,984.35
Bakersfield		2017	201705	00099407	Replace V204044 (Dump Truck)	CWSCO Specific Water Regulated	103730	71,092.05
Bakersfield		2017	201707	00099780	Module Replacement - NW WTP	CWSCO Specific Water Regulated	103320	9,534.32
Bakersfield		2017	201704	00099780	Module Replacement - NW WTP	CWSCO Specific Water Regulated	103320	583,431.10
Bakersfield		2017	201712	00100222	Security Cameras BK Operations	CWSCO Non-Spec Water Regulated	103710	153,746.78
Bakersfield		2017	201709	00100649	900 H Street 4" FPS 2" Dom	CWSCO Non-Spec Water Reg Contributn	103450	5,097.33
Bakersfield		2017	201709	00100649	900 H Street 4" FPS 2" Dom	CWSCO Non-Spec Water Reg Contributn	103450	4,133.67
Bakersfield		2017	201707	00100651	2932 Henry Lane 8" Main	CWSCO Non-Spec Water Reg Contributn	103450	24,737.99
Bakersfield		2017	201707	00100651	2932 Henry Lane 8" Main	CWSCO Non-Spec Water Reg Contributn	103436	54,065.01
Bakersfield		2017	201707	00100651	2932 Henry Lane 8" Main	CWSCO Non-Spec Water Reg Contributn	103436	4,730.00
Bakersfield		2017	201704	00101001	Tract 6444 Phase 6	CWSCO Non-Spec Water Reg Extension	103480	5,479.00
Bakersfield		2017	201704	00101001	Tract 6444 Phase 6	CWSCO Non-Spec Water Reg Extension	103450	7,775.00
Bakersfield		2017	201704	00101001	Tract 6444 Phase 6	CWSCO Non-Spec Water Reg Extension	103436	10,340.00
Bakersfield		2017	201704	00101001	Tract 6444 Phase 6	CWSCO Non-Spec Water Reg Extension	103436	12,295.00
Bakersfield		2017	201704	00101003	Tract 6444 Phase 7	CWSCO Non-Spec Water Reg Extension	103480	15,493.00
Bakersfield		2017	201704	00101003	Tract 6444 Phase 7	CWSCO Non-Spec Water Reg Extension	103450	3,950.00
Bakersfield		2017	201704	00101003	Tract 6444 Phase 7	CWSCO Non-Spec Water Reg Extension	103450	36,123.00
Bakersfield		2017	201704	00101003	Tract 6444 Phase 7	CWSCO Non-Spec Water Reg Extension	103450	4,983.00
Bakersfield		2017	201704	00101003	Tract 6444 Phase 7	CWSCO Non-Spec Water Reg Extension	103436	58,002.00
Bakersfield		2017	201704	00101003	Tract 6444 Phase 7	CWSCO Non-Spec Water Reg Extension	103436	18,797.00
Bakersfield		2017	201701	00101008	Tract 6209 Phase 3	CWSCO Non-Spec Water Reg Extension	103480	10,817.00
Bakersfield		2017	201701	00101008	Tract 6209 Phase 3	CWSCO Non-Spec Water Reg Extension	103450	42,041.00
Bakersfield		2017	201701	00101008	Tract 6209 Phase 3	CWSCO Non-Spec Water Reg Extension	103436	9,268.00
Bakersfield		2017	201701	00101008	Tract 6209 Phase 3	CWSCO Non-Spec Water Reg Extension	103436	40,172.00
Bakersfield		2017	201701	00101009	Tract 6209 Phase 4	CWSCO Non-Spec Water Reg Extension	103480	4,363.00
Bakersfield		2017	201701	00101009	Tract 6209 Phase 4	CWSCO Non-Spec Water Reg Extension	103450	17,057.00

Bakersfield

District	Sub-Area	Year	Month Number	Work Order Number	Work Order Description	Work Order Type	UPIS Account	Actual Cost
Bakersfield		2017	201701	00101009	Tract 6209 Phase 4	CWSCO Non-Spec Water Reg Extension	103436	19,786.00
Bakersfield		2017	201701	00101009	Tract 6209 Phase 4	CWSCO Non-Spec Water Reg Extension	103436	5,125.00
Bakersfield		2017	201712	00101257	New Well BK Low Zone	CWSCO Non-Spec Water Regulated	103061	814,460.71
Bakersfield		2017	201707	00102083	Conversions of 930 Flat Rate Servic	CWSCO Specific Water Regulated	103780	6.22
Bakersfield		2017	201707	00102083	Conversions of 930 Flat Rate Servic	CWSCO Specific Water Regulated	103450	9,182.76
Bakersfield		2017	201710	00102087	Conversion of 930 Flat Rate Service	CWSCO Specific Water Regulated	103460	4,502.09
Bakersfield		2017	201710	00102087	Conversion of 930 Flat Rate Service	CWSCO Specific Water Regulated	103460	387.28
Bakersfield		2017	201710	00102087	Conversion of 930 Flat Rate Service	CWSCO Specific Water Regulated	103460	176.64
Bakersfield		2017	201710	00102087	Conversion of 930 Flat Rate Service	CWSCO Specific Water Regulated	103460	448.50
Bakersfield		2017	201710	00102087	Conversion of 930 Flat Rate Service	CWSCO Specific Water Regulated	103460	6,496.33
Bakersfield		2017	201710	00102087	Conversion of 930 Flat Rate Service	CWSCO Specific Water Regulated	103460	136.90
Bakersfield		2017	201710	00102087	Conversion of 930 Flat Rate Service	CWSCO Specific Water Regulated	103460	30,925.25
Bakersfield		2017	201710	00102087	Conversion of 930 Flat Rate Service	CWSCO Specific Water Regulated	103460	40,565.15
Bakersfield		2017	201710	00102087	Conversion of 930 Flat Rate Service	CWSCO Specific Water Regulated	103460	12,967.24
Bakersfield		2017	201710	00102087	Conversion of 930 Flat Rate Service	CWSCO Specific Water Regulated	103460	149.34
Bakersfield		2017	201710	00102087	Conversion of 930 Flat Rate Service	CWSCO Specific Water Regulated	103460	7,369.33
Bakersfield		2017	201710	00102087	Conversion of 930 Flat Rate Service	CWSCO Specific Water Regulated	103460	263.47
Bakersfield		2017	201710	00102087	Conversion of 930 Flat Rate Service	CWSCO Specific Water Regulated	103450	932,133.28
Bakersfield		2017	201707	00102093	3012 Buck Owens FPS: 1" Irri: 2" Dm	CWSCO Non-Spec Water Reg Contributn	103480	9,571.10
Bakersfield		2017	201707	00102093	3012 Buck Owens FPS: 1" Irri: 2" Dm	CWSCO Non-Spec Water Reg Contributn	103450	8,591.00
Bakersfield		2017	201707	00102093	3012 Buck Owens FPS: 1" Irri: 2" Dm	CWSCO Non-Spec Water Reg Contributn	103450	3,073.39
Bakersfield		2017	201707	00102093	3012 Buck Owens FPS: 1" Irri: 2" Dm	CWSCO Non-Spec Water Reg Contributn	103450	4,280.00
Bakersfield		2017	201705	00102110	Tract 6444 Phase 8	CWSCO Non-Spec Water Reg Extension	103480	7,975.00
Bakersfield		2017	201705	00102110	Tract 6444 Phase 8	CWSCO Non-Spec Water Reg Extension	103450	7,158.00
Bakersfield		2017	201705	00102110	Tract 6444 Phase 8	CWSCO Non-Spec Water Reg Extension	103450	9,199.00
Bakersfield		2017	201705	00102110	Tract 6444 Phase 8	CWSCO Non-Spec Water Reg Extension	103436	25,571.00
Bakersfield		2017	201707	00102112	Tract 6444 Phase 9	CWSCO Non-Spec Water Reg Extension	103480	4,832.99
Bakersfield		2017	201707	00102112	Tract 6444 Phase 9	CWSCO Non-Spec Water Reg Extension	103450	8,152.02
Bakersfield		2017	201707	00102112	Tract 6444 Phase 9	CWSCO Non-Spec Water Reg Extension	103450	1,718.00
Bakersfield		2017	201707	00102112	Tract 6444 Phase 9	CWSCO Non-Spec Water Reg Extension	103436	8,704.00
Bakersfield		2017	201707	00102112	Tract 6444 Phase 9	CWSCO Non-Spec Water Reg Extension	103436	16,393.99
Bakersfield		2017	201707	00102525	Snow and Coffee 2" Service	CWSCO Non-Spec Water Reg Contributn	103450	10,954.71
Bakersfield		2017	201707	00102870	3201 Brittan Road Main Ext	CWSCO Non-Spec Water Reg Contributn	103480	6,284.99
Bakersfield		2017	201707	00102870	3201 Brittan Road Main Ext	CWSCO Non-Spec Water Reg Contributn	103450	4,497.00
Bakersfield		2017	201707	00102870	3201 Brittan Road Main Ext	CWSCO Non-Spec Water Reg Contributn	103450	5,960.00
Bakersfield		2017	201707	00102870	3201 Brittan Road Main Ext	CWSCO Non-Spec Water Reg Contributn	103436	68,817.01
Bakersfield		2017	201708	00102876	Tract 6419 Phase 2	CWSCO Non-Spec Water Reg Extension	103480	28,572.99

Bakersfield

District	Sub-Area	Year	Month Number	Work Order Number	Work Order Description	Work Order Type	UPIS Account	Actual Cost
Bakersfield		2017	201708	00102876	Tract 6419 Phase 2	CWSCO Non-Spec Water Reg Extension	103450	5,291.00
Bakersfield		2017	201708	00102876	Tract 6419 Phase 2	CWSCO Non-Spec Water Reg Extension	103450	60,322.00
Bakersfield		2017	201708	00102876	Tract 6419 Phase 2	CWSCO Non-Spec Water Reg Extension	103436	30,898.00
Bakersfield		2017	201708	00102876	Tract 6419 Phase 2	CWSCO Non-Spec Water Reg Extension	103436	110,173.00
Bakersfield		2017	201708	00102876	Tract 6419 Phase 2	CWSCO Non-Spec Water Reg Extension	103435	134,619.01
Bakersfield		2017	201705	00103157	Route 178 Relocation of 12" Main	CWSCO Non-Spec Water Regulated	103435	1,239,379.16
Bakersfield		2017	201705	00103157	Route 178 Relocation of 12" Main	CWSCO Non-Spec Water Regulated	103435	16,394.92
Bakersfield		2017	201705	00103157	Route 178 Relocation of 12" Main	CWSCO Non-Spec Water Regulated	103435	6,378.32
Bakersfield		2017	201707	00103157	Route 178 Relocation of 12" Main	CWSCO Non-Spec Water Regulated	103434	4,559.20
Bakersfield		2017	201705	00103157	Route 178 Relocation of 12" Main	CWSCO Non-Spec Water Regulated	103434	8,497.58
Bakersfield		2017	201711	00103548	BK 132-01 Pump Replacement	CWSCO Non-Spec Water Regulated	103240	5,371.62
Bakersfield		2017	201701	00103702	3700 California Offsets	CWSCO Non-Spec Water Reg Contributn	103450	1,996.45
Bakersfield		2017	201701	00103702	3700 California Offsets	CWSCO Non-Spec Water Reg Contributn	103433	54,635.63
Bakersfield		2017	201705	00103746	3700 California 6" FPS	CWSCO Non-Spec Water Reg Contributn	103450	14,157.00
Bakersfield		2017	201705	00103746	3700 California 6" FPS	CWSCO Non-Spec Water Reg Contributn	103450	2,428.28
Bakersfield		2017	201711	00103748	Tract 6444 Phase 11	CWSCO Non-Spec Water Reg Extension	103480	4,046.00
Bakersfield		2017	201711	00103748	Tract 6444 Phase 11	CWSCO Non-Spec Water Reg Extension	103450	13,903.00
Bakersfield		2017	201711	00103748	Tract 6444 Phase 11	CWSCO Non-Spec Water Reg Extension	103436	11,131.00
Bakersfield		2017	201711	00103748	Tract 6444 Phase 11	CWSCO Non-Spec Water Reg Extension	103436	9,357.00
Bakersfield		2017	201710	00104339	Tract 6444 Phase 12	CWSCO Non-Spec Water Reg Extension	103480	3,525.99
Bakersfield		2017	201710	00104339	Tract 6444 Phase 12	CWSCO Non-Spec Water Reg Extension	103450	13,472.02
Bakersfield		2017	201710	00104339	Tract 6444 Phase 12	CWSCO Non-Spec Water Reg Extension	103436	7,102.99
Bakersfield		2017	201710	00104339	Tract 6444 Phase 12	CWSCO Non-Spec Water Reg Extension	103436	10,039.00
Bakersfield		2017	201707	00104340	Tract 6865 Phase 1	CWSCO Non-Spec Water Reg Extension	103480	22,463.02
Bakersfield		2017	201707	00104340	Tract 6865 Phase 1	CWSCO Non-Spec Water Reg Extension	103450	2,375.99
Bakersfield		2017	201707	00104340	Tract 6865 Phase 1	CWSCO Non-Spec Water Reg Extension	103450	1,579.00
Bakersfield		2017	201707	00104340	Tract 6865 Phase 1	CWSCO Non-Spec Water Reg Extension	103450	59,733.00
Bakersfield		2017	201707	00104340	Tract 6865 Phase 1	CWSCO Non-Spec Water Reg Extension	103436	10,756.00
Bakersfield		2017	201707	00104340	Tract 6865 Phase 1	CWSCO Non-Spec Water Reg Extension	103436	170,609.99
Bakersfield		2017	201707	00104340	Tract 6865 Phase 1	CWSCO Non-Spec Water Reg Extension	103435	125,588.00
Bakersfield		2017	201709	00104620	2303 South Union Mains and services	CWSCO Non-Spec Water Reg Contributn	103480	32,006.01
Bakersfield		2017	201709	00104620	2303 South Union Mains and services	CWSCO Non-Spec Water Reg Contributn	103450	4,013.00
Bakersfield		2017	201709	00104620	2303 South Union Mains and services	CWSCO Non-Spec Water Reg Contributn	103450	17,781.00
Bakersfield		2017	201709	00104620	2303 South Union Mains and services	CWSCO Non-Spec Water Reg Contributn	103436	195,624.99
Bakersfield		2017	201705	00104634	BK 101-01 Column Extension	CWSCO Non-Spec Water Regulated	103240	228.46
Bakersfield		2017	201702	00104634	BK 101-01 Column Extension	CWSCO Non-Spec Water Regulated	103240	44,811.58
Bakersfield		2017	201702	00104634	BK 101-01 Column Extension	CWSCO Non-Spec Water Regulated	103240	49,401.60

Bakersfield

District	Sub-Area	Year	Month Number	Work Order Number	Work Order Description	Work Order Type	UPIS Account	Actual Cost
Bakersfield		2017	201701	00104644	BK 086-01 - Column Extension	CWSCO Non-Spec Water Regulated	103240	43,627.59
Bakersfield		2017	201701	00104644	BK 086-01 - Column Extension	CWSCO Non-Spec Water Regulated	103240	41,166.41
Bakersfield		2017	201701	00104644	BK 086-01 - Column Extension	CWSCO Non-Spec Water Regulated	103240	5,591.05
Bakersfield		2017	201703	00105122	Vehicle 215112 Tools and Equipment	CWSCO Main Replace Spcific (NON)	103780	692.02
Bakersfield		2017	201703	00105122	Vehicle 215112 Tools and Equipment	CWSCO Main Replace Spcific (NON)	103780	32.08
Bakersfield		2017	201703	00105122	Vehicle 215112 Tools and Equipment	CWSCO Main Replace Spcific (NON)	103780	88.68
Bakersfield		2017	201706	00105122	Vehicle 215112 Tools and Equipment	CWSCO Main Replace Spcific (NON)	103780	414.51
Bakersfield		2017	201703	00105122	Vehicle 215112 Tools and Equipment	CWSCO Main Replace Spcific (NON)	103780	89.77
Bakersfield		2017	201703	00105122	Vehicle 215112 Tools and Equipment	CWSCO Main Replace Spcific (NON)	103780	36.66
Bakersfield		2017	201703	00105122	Vehicle 215112 Tools and Equipment	CWSCO Main Replace Spcific (NON)	103780	67.35
Bakersfield		2017	201703	00105122	Vehicle 215112 Tools and Equipment	CWSCO Main Replace Spcific (NON)	103780	193.49
Bakersfield		2017	201703	00105122	Vehicle 215112 Tools and Equipment	CWSCO Main Replace Spcific (NON)	103780	1,008.40
Bakersfield		2017	201703	00105122	Vehicle 215112 Tools and Equipment	CWSCO Main Replace Spcific (NON)	103780	5.94
Bakersfield		2017	201703	00105122	Vehicle 215112 Tools and Equipment	CWSCO Main Replace Spcific (NON)	103780	808.10
Bakersfield		2017	201703	00105122	Vehicle 215112 Tools and Equipment	CWSCO Main Replace Spcific (NON)	103780	480.36
Bakersfield		2017	201703	00105122	Vehicle 215112 Tools and Equipment	CWSCO Main Replace Spcific (NON)	103780	938.92
Bakersfield		2017	201703	00105122	Vehicle 215112 Tools and Equipment	CWSCO Main Replace Spcific (NON)	103780	373.54
Bakersfield		2017	201703	00105122	Vehicle 215112 Tools and Equipment	CWSCO Main Replace Spcific (NON)	103780	11.90
Bakersfield		2017	201703	00105122	Vehicle 215112 Tools and Equipment	CWSCO Main Replace Spcific (NON)	103780	93.85
Bakersfield		2017	201703	00105122	Vehicle 215112 Tools and Equipment	CWSCO Main Replace Spcific (NON)	103780	22.45
Bakersfield		2017	201703	00105122	Vehicle 215112 Tools and Equipment	CWSCO Main Replace Spcific (NON)	103780	152.64
Bakersfield		2017	201703	00105122	Vehicle 215112 Tools and Equipment	CWSCO Main Replace Spcific (NON)	103780	59.10
Bakersfield		2017	201703	00105122	Vehicle 215112 Tools and Equipment	CWSCO Main Replace Spcific (NON)	103780	286.33
Bakersfield		2017	201703	00105122	Vehicle 215112 Tools and Equipment	CWSCO Main Replace Spcific (NON)	103780	429.73
Bakersfield		2017	201703	00105122	Vehicle 215112 Tools and Equipment	CWSCO Main Replace Spcific (NON)	103780	78.52
Bakersfield		2017	201703	00105122	Vehicle 215112 Tools and Equipment	CWSCO Main Replace Spcific (NON)	103780	1,062.42
Bakersfield		2017	201703	00105122	Vehicle 215112 Tools and Equipment	CWSCO Main Replace Spcific (NON)	103780	383.19
Bakersfield		2017	201703	00105122	Vehicle 215112 Tools and Equipment	CWSCO Main Replace Spcific (NON)	103780	292.07
Bakersfield		2017	201703	00105122	Vehicle 215112 Tools and Equipment	CWSCO Main Replace Spcific (NON)	103780	55.93
Bakersfield		2017	201703	00105122	Vehicle 215112 Tools and Equipment	CWSCO Main Replace Spcific (NON)	103780	521.75
Bakersfield		2017	201703	00105122	Vehicle 215112 Tools and Equipment	CWSCO Main Replace Spcific (NON)	103780	16.50
Bakersfield		2017	201703	00105122	Vehicle 215112 Tools and Equipment	CWSCO Main Replace Spcific (NON)	103780	10.08
Bakersfield		2017	201703	00105122	Vehicle 215112 Tools and Equipment	CWSCO Main Replace Spcific (NON)	103780	21.99
Bakersfield		2017	201703	00105122	Vehicle 215112 Tools and Equipment	CWSCO Main Replace Spcific (NON)	103780	16.50
Bakersfield		2017	201703	00105122	Vehicle 215112 Tools and Equipment	CWSCO Main Replace Spcific (NON)	103780	274.78
Bakersfield		2017	201703	00105122	Vehicle 215112 Tools and Equipment	CWSCO Main Replace Spcific (NON)	103780	183.32
Bakersfield		2017	201703	00105122	Vehicle 215112 Tools and Equipment	CWSCO Main Replace Spcific (NON)	103780	677.03

Bakersfield

District	Sub-Area	Year	Month Number	Work Order Number	Work Order Description	Work Order Type	UPIS Account	Actual Cost
Bakersfield		2017	201703	00105122	Vehicle 215112 Tools and Equipment	CWSCO Main Replace Spcific (NON)	103780	323.56
Bakersfield		2017	201703	00105122	Vehicle 215112 Tools and Equipment	CWSCO Main Replace Spcific (NON)	103780	204.44
Bakersfield		2017	201703	00105122	Vehicle 215112 Tools and Equipment	CWSCO Main Replace Spcific (NON)	103780	1,214.61
Bakersfield		2017	201703	00105122	Vehicle 215112 Tools and Equipment	CWSCO Main Replace Spcific (NON)	103780	22.90
Bakersfield		2017	201703	00105537	Install 1644 LF 6" PVC Cedar St	CWSCO Main Replace Spcific (NON)	103436	(1,421.68)
Bakersfield		2017	201705	00105819	Office Chairs 2 Field 4 commerical	CWSCO Non-Spec Water Reg Equipment	103720	1,786.43
Bakersfield		2017	201705	00105819	Office Chairs 2 Field 4 commerical	CWSCO Non-Spec Water Reg Equipment	103720	3,576.80
Bakersfield		2017	201707	00105938	1801 E BRUNDAGE AVE	CWSCO Non-Spec Water Reg Contributn	103480	13,309.57
Bakersfield		2017	201707	00105938	1801 E BRUNDAGE AVE	CWSCO Non-Spec Water Reg Contributn	103450	15,490.32
Bakersfield		2017	201702	00105977	Install 1210 LF 8" PVC on Virginia	CWSCO Main Replace Spcific (NON)	103436	19,874.97
Bakersfield		2017	201702	00105977	Install 1210 LF 8" PVC on Virginia	CWSCO Main Replace Spcific (NON)	103436	21,218.75
Bakersfield		2017	201702	00105980	Install 740 LF on Augusta St	CWSCO Main Replace Spcific (NON)	103480	3,920.89
Bakersfield		2017	201702	00105980	Install 740 LF on Augusta St	CWSCO Main Replace Spcific (NON)	103436	46,905.72
Bakersfield		2017	201702	00105980	Install 740 LF on Augusta St	CWSCO Main Replace Spcific (NON)	103436	244,374.38
Bakersfield		2017	201710	00106030	1241 G STREET: BHS	CWSCO Non-Spec Water Reg Contributn	103480	6,549.00
Bakersfield		2017	201710	00106030	1241 G STREET: BHS	CWSCO Non-Spec Water Reg Contributn	103450	5,009.00
Bakersfield		2017	201710	00106030	1241 G STREET: BHS	CWSCO Non-Spec Water Reg Contributn	103450	9,439.00
Bakersfield		2017	201710	00106030	1241 G STREET: BHS	CWSCO Non-Spec Water Reg Contributn	103450	10,209.00
Bakersfield		2017	201710	00106030	1241 G STREET: BHS	CWSCO Non-Spec Water Reg Contributn	103436	74,081.00
Bakersfield		2017	201710	00106030	1241 G STREET: BHS	CWSCO Non-Spec Water Reg Contributn	103436	65,195.19
Bakersfield		2017	201710	00106030	1241 G STREET: BHS	CWSCO Non-Spec Water Reg Contributn	103434	7,146.00
Bakersfield		2017	201703	00106039	Install 675' of 6" PVC-Kentucky St.	CWSCO Main Replace Spcific (NON)	103480	3,376.14
Bakersfield		2017	201703	00106039	Install 675' of 6" PVC-Kentucky St.	CWSCO Main Replace Spcific (NON)	103436	371,778.06
Bakersfield		2017	201703	00106039	Install 675' of 6" PVC-Kentucky St.	CWSCO Main Replace Spcific (NON)	103435	6,300.34
Bakersfield		2017	201706	00106268	Install 1240 LF 6" PVC Butte&Chico	CWSCO Main Replace Spcific (NON)	103480	3,977.96
Bakersfield		2017	201706	00106268	Install 1240 LF 6" PVC Butte&Chico	CWSCO Main Replace Spcific (NON)	103450	36,513.15
Bakersfield		2017	201706	00106268	Install 1240 LF 6" PVC Butte&Chico	CWSCO Main Replace Spcific (NON)	103436	430,110.36
Bakersfield		2017	201702	00106557	Install 468 LF 6" PVC on Truxtun	CWSCO Main Replace Spcific (NON)	103436	226,113.03
Bakersfield		2017	201702	00106557	Install 468 LF 6" PVC on Truxtun	CWSCO Main Replace Spcific (NON)	103436	1,186.39
Bakersfield		2017	201702	00106557	Install 468 LF 6" PVC on Truxtun	CWSCO Main Replace Spcific (NON)	103436	1,537.90
Bakersfield		2017	201702	00106559	Install 650LF of 8" PVC on Northrup	CWSCO Main Replace Spcific (NON)	103480	1,735.96
Bakersfield		2017	201705	00106559	Install 650LF of 8" PVC on Northrup	CWSCO Main Replace Spcific (NON)	103436	(3,427.92)
Bakersfield		2017	201702	00106559	Install 650LF of 8" PVC on Northrup	CWSCO Main Replace Spcific (NON)	103436	110.90
Bakersfield		2017	201702	00106559	Install 650LF of 8" PVC on Northrup	CWSCO Main Replace Spcific (NON)	103436	183,190.23
Bakersfield		2017	201702	00106559	Install 650LF of 8" PVC on Northrup	CWSCO Main Replace Spcific (NON)	103436	4,353.32
Bakersfield		2017	201710	00106620	New B/O Valve Station 191-01	CWSCO Non-Spec Water Regulated	103240	4,904.10
Bakersfield		2017	201701	00106622	New Section Disc.Line 102-01	CWSCO Non-Spec Water Regulated	103240	17,947.59

Bakersfield

District	Sub-Area	Year	Month Number	Work Order Number	Work Order Description	Work Order Type	UPIS Account	Actual Cost
Bakersfield		2017	201703	00106801	Install 568 LF of 6" California Ave	CWSCO Main Replace Spcific (NON)	103480	2,063.47
Bakersfield		2017	201703	00106801	Install 568 LF of 6" California Ave	CWSCO Main Replace Spcific (NON)	103436	2,799.91
Bakersfield		2017	201703	00106801	Install 568 LF of 6" California Ave	CWSCO Main Replace Spcific (NON)	103436	172,400.47
Bakersfield		2017	201703	00106801	Install 568 LF of 6" California Ave	CWSCO Main Replace Spcific (NON)	103436	8,935.25
Bakersfield		2017	201703	00106802	638' 6" PVC Chester Place	CWSCO Main Replace Spcific (NON)	103480	3,011.43
Bakersfield		2017	201703	00106802	638' 6" PVC Chester Place	CWSCO Main Replace Spcific (NON)	103436	358,460.80
Bakersfield		2017	201703	00106802	638' 6" PVC Chester Place	CWSCO Main Replace Spcific (NON)	103435	3,449.25
Bakersfield		2017	201706	00106820	1420 H STREET	CWSCO Non-Spec Water Reg Contributn	103480	11,984.08
Bakersfield		2017	201706	00106820	1420 H STREET	CWSCO Non-Spec Water Reg Contributn	103450	4,065.16
Bakersfield		2017	201706	00106820	1420 H STREET	CWSCO Non-Spec Water Reg Contributn	103450	19,187.71
Bakersfield		2017	201706	00106868	1623' 6"PVC Altus & S. O Sts	CWSCO Main Replace Spcific (NON)	103436	314,961.87
Bakersfield		2017	201707	00106868	1623' 6"PVC Altus & S. O Sts	CWSCO Main Replace Spcific (NON)	103436	4,382.89
Bakersfield		2017	201706	00106868	1623' 6"PVC Altus & S. O Sts	CWSCO Main Replace Spcific (NON)	103436	24,016.89
Bakersfield		2017	201706	00106868	1623' 6"PVC Altus & S. O Sts	CWSCO Main Replace Spcific (NON)	103436	4,958.15
Bakersfield		2017	201703	00106870	885' 8" PVC Fishing & Jones Sts.	CWSCO Main Replace Spcific (NON)	103480	3,452.97
Bakersfield		2017	201703	00106870	885' 8" PVC Fishing & Jones Sts.	CWSCO Main Replace Spcific (NON)	103436	10,099.90
Bakersfield		2017	201703	00106870	885' 8" PVC Fishing & Jones Sts.	CWSCO Main Replace Spcific (NON)	103436	221,554.72
Bakersfield		2017	201709	00106871	1461' 8" PVC Terrace Way	CWSCO Main Replace Spcific (NON)	103450	14,324.59
Bakersfield		2017	201709	00106871	1461' 8" PVC Terrace Way	CWSCO Main Replace Spcific (NON)	103435	11,365.08
Bakersfield		2017	201709	00106871	1461' 8" PVC Terrace Way	CWSCO Main Replace Spcific (NON)	103435	764,863.41
Bakersfield		2017	201709	00106871	1461' 8" PVC Terrace Way	CWSCO Main Replace Spcific (NON)	103435	67.00
Bakersfield		2017	201703	00106873	148' 6" PVC Height St @ River Blvd	CWSCO Main Replace Spcific (NON)	103480	2,637.11
Bakersfield		2017	201703	00106873	148' 6" PVC Height St @ River Blvd	CWSCO Main Replace Spcific (NON)	103436	168,626.83
Bakersfield		2017	201703	00106873	148' 6" PVC Height St @ River Blvd	CWSCO Main Replace Spcific (NON)	103436	5,825.12
Bakersfield		2017	201703	00106873	148' 6" PVC Height St @ River Blvd	CWSCO Main Replace Spcific (NON)	103436	4,029.31
Bakersfield		2017	201709	00106874	1976' 12" DI Castro Ln & Ming Ave	CWSCO Main Replace Spcific (NON)	103480	12,418.61
Bakersfield		2017	201709	00106874	1976' 12" DI Castro Ln & Ming Ave	CWSCO Main Replace Spcific (NON)	103436	15,902.11
Bakersfield		2017	201709	00106874	1976' 12" DI Castro Ln & Ming Ave	CWSCO Main Replace Spcific (NON)	103436	935.13
Bakersfield		2017	201709	00106874	1976' 12" DI Castro Ln & Ming Ave	CWSCO Main Replace Spcific (NON)	103435	1,081,600.44
Bakersfield		2017	201709	00106874	1976' 12" DI Castro Ln & Ming Ave	CWSCO Main Replace Spcific (NON)	103435	285.54
Bakersfield		2017	201709	00106874	1976' 12" DI Castro Ln & Ming Ave	CWSCO Main Replace Spcific (NON)	103435	7,052.64
Bakersfield		2017	201709	00106874	1976' 12" DI Castro Ln & Ming Ave	CWSCO Main Replace Spcific (NON)	103435	8,160.09
Bakersfield		2017	201709	00106874	1976' 12" DI Castro Ln & Ming Ave	CWSCO Main Replace Spcific (NON)	103435	12,496.12
Bakersfield		2017	201709	00106874	1976' 12" DI Castro Ln & Ming Ave	CWSCO Main Replace Spcific (NON)	103435	1,849.43
Bakersfield		2017	201702	00106875	690 LF 8" PVC Bliss St.	CWSCO Main Replace Spcific (NON)	103480	8,027.56
Bakersfield		2017	201702	00106875	690 LF 8" PVC Bliss St.	CWSCO Main Replace Spcific (NON)	103436	252.45
Bakersfield		2017	201702	00106875	690 LF 8" PVC Bliss St.	CWSCO Main Replace Spcific (NON)	103436	185,800.86

Bakersfield

District	Sub-Area	Year	Month Number	Work Order Number	Work Order Description	Work Order Type	UPIS Account	Actual Cost
Bakersfield		2017	201702	00106875	690 LF 8" PVC Bliss St.	CWSCO Main Replace Spcific (NON)	103436	5,929.63
Bakersfield		2017	201702	00106875	690 LF 8" PVC Bliss St.	CWSCO Main Replace Spcific (NON)	103436	609.05
Bakersfield		2017	201710	00106876	1086 LF 8" PVC HAWTHORNE AVE	CWSCO Main Replace Spcific (NON)	103436	65,378.18
Bakersfield		2017	201710	00106876	1086 LF 8" PVC HAWTHORNE AVE	CWSCO Main Replace Spcific (NON)	103436	3,083.56
Bakersfield		2017	201710	00106876	1086 LF 8" PVC HAWTHORNE AVE	CWSCO Main Replace Spcific (NON)	103436	11,369.56
Bakersfield		2017	201710	00106876	1086 LF 8" PVC HAWTHORNE AVE	CWSCO Main Replace Spcific (NON)	103436	306,088.83
Bakersfield		2017	201710	00106876	1086 LF 8" PVC HAWTHORNE AVE	CWSCO Main Replace Spcific (NON)	103436	3,140.66
Bakersfield		2017	201707	00106877	430' - 6" PVC E.19th St. Alley	CWSCO Main Replace Spcific (NON)	103450	591.12
Bakersfield		2017	201707	00106877	430' - 6" PVC E.19th St. Alley	CWSCO Main Replace Spcific (NON)	103436	2,677.39
Bakersfield		2017	201707	00106877	430' - 6" PVC E.19th St. Alley	CWSCO Main Replace Spcific (NON)	103436	147,015.69
Bakersfield		2017	201704	00106878	147' 6" PVC Dolores St. W/O Haley	CWSCO Main Replace Spcific (NON)	103450	10,774.33
Bakersfield		2017	201704	00106878	147' 6" PVC Dolores St. W/O Haley	CWSCO Main Replace Spcific (NON)	103436	68,428.07
Bakersfield		2017	201704	00106878	147' 6" PVC Dolores St. W/O Haley	CWSCO Main Replace Spcific (NON)	103436	4,374.23
Bakersfield		2017	201703	00106899	BK-210 Replace solar panels	CWSCO Non-Spec Water Regulated	103410	2,803.33
Bakersfield		2017	201702	00107358	New Bearings Pump/Motor 208 B	CWSCO Non-Spec Water Regulated	103240	8,006.69
Bakersfield		2017	201704	00107359	3 New I Pads	CWSCO Non-Spec Water Reg Equipment	103721	2,995.47
Bakersfield		2017	201704	00107439	1005 SO BAKER ST-B	CWSCO Non-Spec Water Reg Contributn	103450	3,109.30
Bakersfield		2017	201703	00107460	chemical tank level probes	CWSCO Non-Spec Water Regulated	103320	(11.69)
Bakersfield		2017	201705	00107477	1:380LF 8" PVC Spruce St	CWSCO Main Replace Spcific (NON)	103436	126.50
Bakersfield		2017	201705	00107784	11000 KERN CANYON RD	CWSCO Non-Spec Water Reg Contributn	103450	3,646.50
Bakersfield		2017	201711	00107904	NWTP SCADA Computer	CWSCO Non-Spec Water Regulated	103241	3,153.53
Bakersfield		2017	201711	00108157	Relocation of Meter/RTU Panel	CWSCO Non-Spec Water Regulated	103434	102,310.94
Bakersfield		2017	201704	00108159	BK-143-01 Replace Breaker	CWSCO Non-Spec Water Regulated	103240	4,846.21
Bakersfield		2017	201704	00108226	1115 TRUXTUN AVE	CWSCO Non-Spec Water Reg Contributn	103450	8,843.55
Bakersfield		2017	201704	00108264	4456 CALIFORNIA	CWSCO Non-Spec Water Reg Contributn	103450	5,082.00
Bakersfield		2017	201703	00108444	BK STA 133-REPLACE COOLER	CWSCO Non-Spec Water Regulated	103210	1,181.40
Bakersfield		2017	201703	00108539	1517 RALSTON ST	CWSCO Non-Spec Water Reg Contributn	103450	3,917.58
Bakersfield		2017	201706	00108700	BK 10-02 Col Extension	CWSCO Non-Spec Water Regulated	103240	16,523.95
Bakersfield		2017	201702	00108838	PLC Components for WTP	CWSCO Non-Spec Water Regulated	103241	5,784.63
Bakersfield		2017	201702	00108839	Valve actuators for the NW WTP	CWSCO Non-Spec Water Regulated	103320	4,030.02
Bakersfield		2017	201703	00108840	Repair dry prime pump motor - NE	CWSCO Non-Spec Water Regulated	103240	8,614.29
Bakersfield		2017	201703	00108902	install payment drop box in Cust Of	CWSCO Non-Spec Water Regulated	103710	8,995.30
Bakersfield		2017	201712	00108985	1505 RALSTON ST	CWSCO Non-Spec Water Reg Contributn	103450	3,652.48
Bakersfield		2017	201708	00108997	1504 MURDOCK ST	CWSCO Non-Spec Water Reg Contributn	103450	5,227.20
Bakersfield		2017	201708	00109038	BK-151 Replace Breaker	CWSCO Non-Spec Water Regulated	103240	(9.61)
Bakersfield		2017	201705	00109038	BK-151 Replace Breaker	CWSCO Non-Spec Water Regulated	103240	3,937.63
Bakersfield		2017	201710	00109039	Field Fencing and Windows 3725 S.H	CWSCO Non-Spec Water Regulated	103710	(4.31)

Bakersfield

District	Sub-Area	Year	Month Number	Work Order Number	Work Order Description	Work Order Type	UPIS Account	Actual Cost
Bakersfield		2017	201710	00109039	Field Fencing and Windows 3725 S.H	CWSCO Non-Spec Water Regulated	103710	(27.24)
Bakersfield		2017	201709	00109039	Field Fencing and Windows 3725 S.H	CWSCO Non-Spec Water Regulated	103710	1,423.09
Bakersfield		2017	201709	00109039	Field Fencing and Windows 3725 S.H	CWSCO Non-Spec Water Regulated	103710	8,974.78
Bakersfield		2017	201705	00109105	BK 032-02 Column Extension	CWSCO Non-Spec Water Regulated	103240	15,424.15
Bakersfield		2017	201706	00109106	BK 144-01 Column Extension	CWSCO Non-Spec Water Regulated	103240	10,128.12
Bakersfield		2017	201706	00109107	BK 158-01 Column Extension	CWSCO Non-Spec Water Regulated	103240	17,578.61
Bakersfield		2017	201707	00109108	BK 196-01Column Extension	CWSCO Non-Spec Water Regulated	103240	7,013.19
Bakersfield		2017	201705	00109257	pH Probe	CWSCO Non-Spec Water Regulated	103320	2,226.22
Bakersfield		2017	201705	00109311	1229 Chester PI	CWSCO Non-Spec Water Reg Contributn	103450	4,184.85
Bakersfield		2017	201706	00109339	Filter press upgrades	CWSCO Non-Spec Water Regulated	103320	13,140.79
Bakersfield		2017	201703	00109340	Parts for chlorine pump upgrade	CWSCO Non-Spec Water Regulated	103320	1,407.18
Bakersfield		2017	201708	00109437	1109 PACHECO RD-GREENFIELD ELEM	CWSCO Non-Spec Water Reg Contributn	103450	19,764.60
Bakersfield		2017	201709	00109440	2516 PALM STREET	CWSCO Non-Spec Water Reg Contributn	103450	4,030.80
Bakersfield		2017	201709	00109440	2516 PALM STREET	CWSCO Non-Spec Water Reg Contributn	103450	3,060.00
Bakersfield		2017	201709	00109440	2516 PALM STREET	CWSCO Non-Spec Water Reg Contributn	103435	616.80
Bakersfield		2017	201704	00109564	6600 COLONY ST	CWSCO Non-Spec Water Reg Contributn	103450	15,457.15
Bakersfield		2017	201703	00109567	Chem feed pump rebulid	CWSCO Non-Spec Water Regulated	103320	1,908.17
Bakersfield		2017	201706	00109758	2955' 6"/8" PVC Kelly/Edna/June	CWSCO Main Replace Spcific (NON)	103436	36.54
Bakersfield		2017	201705	00109758	2955' 6"/8" PVC Kelly/Edna/June	CWSCO Main Replace Spcific (NON)	103436	2,852.71
Bakersfield		2017	201705	00109758	2955' 6"/8" PVC Kelly/Edna/June	CWSCO Main Replace Spcific (NON)	103436	82,733.79
Bakersfield		2017	201705	00109758	2955' 6"/8" PVC Kelly/Edna/June	CWSCO Main Replace Spcific (NON)	103436	7,202.18
Bakersfield		2017	201705	00109758	2955' 6"/8" PVC Kelly/Edna/June	CWSCO Main Replace Spcific (NON)	103436	564,047.42
Bakersfield		2017	201708	00109759	OWENS ST & PEARL ST	CWSCO Non-Spec Water Reg Contributn	103450	5,700.00
Bakersfield		2017	201709	00109962	Install 228 LF - 4" PVC DORESTA DR	CWSCO Main Replace Spcific (NON)	103436	3,185.84
Bakersfield		2017	201709	00109962	Install 228 LF - 4" PVC DORESTA DR	CWSCO Main Replace Spcific (NON)	103436	71,316.18
Bakersfield		2017	201706	00110017	Install 10' 12" Disch. Line @ 82	CWSCO Non-Spec Water Regulated	103240	6,635.05
Bakersfield		2017	201707	00110077	INSTALL 330 LF - 6" PVC So. KINCAID	CWSCO Main Replace Spcific (NON)	103480	2,595.40
Bakersfield		2017	201707	00110077	INSTALL 330 LF - 6" PVC So. KINCAID	CWSCO Main Replace Spcific (NON)	103436	969.94
Bakersfield		2017	201707	00110077	INSTALL 330 LF - 6" PVC So. KINCAID	CWSCO Main Replace Spcific (NON)	103436	5,464.14
Bakersfield		2017	201707	00110077	INSTALL 330 LF - 6" PVC So. KINCAID	CWSCO Main Replace Spcific (NON)	103436	121,215.40
Bakersfield		2017	201709	00110097	7910 DOWNING AVE	CWSCO Non-Spec Water Reg Contributn	103450	17,252.77
Bakersfield		2017	201708	00110107	INSTALL 2:256 LF 8" PVC So. EYE ST	CWSCO Main Replace Spcific (NON)	103480	7,416.50
Bakersfield		2017	201708	00110107	INSTALL 2:256 LF 8" PVC So. EYE ST	CWSCO Main Replace Spcific (NON)	103436	571,011.38
Bakersfield		2017	201708	00110107	INSTALL 2:256 LF 8" PVC So. EYE ST	CWSCO Main Replace Spcific (NON)	103436	9,242.11
Bakersfield		2017	201708	00110107	INSTALL 2:256 LF 8" PVC So. EYE ST	CWSCO Main Replace Spcific (NON)	103436	24,137.19
Bakersfield		2017	201707	00110110	425 LF 6" PVC EUREKA ST	CWSCO Main Replace Spcific (NON)	103450	53,022.22
Bakersfield		2017	201707	00110110	425 LF 6" PVC EUREKA ST	CWSCO Main Replace Spcific (NON)	103436	217,232.38

Bakersfield

District	Sub-Area	Year	Month Number	Work Order Number	Work Order Description	Work Order Type	UPIS Account	Actual Cost
Bakersfield		2017	201707	00110110	425 LF 6" PVC EUREKA ST	CWSCO Main Replace Spcific (NON)	103436	3,891.25
Bakersfield		2017	201710	00110111	1:382' 8" PVC CYPRESS ST	CWSCO Main Replace Spcific (NON)	103450	2,462.82
Bakersfield		2017	201710	00110111	1:382' 8" PVC CYPRESS ST	CWSCO Main Replace Spcific (NON)	103436	345,654.62
Bakersfield		2017	201710	00110111	1:382' 8" PVC CYPRESS ST	CWSCO Main Replace Spcific (NON)	103436	637.04
Bakersfield		2017	201710	00110111	1:382' 8" PVC CYPRESS ST	CWSCO Main Replace Spcific (NON)	103436	37,630.62
Bakersfield		2017	201710	00110111	1:382' 8" PVC CYPRESS ST	CWSCO Main Replace Spcific (NON)	103436	967.35
Bakersfield		2017	201709	00110112	673' 6" PVC AT SO. OWENS	CWSCO Main Replace Spcific (NON)	103480	2,864.30
Bakersfield		2017	201709	00110112	673' 6" PVC AT SO. OWENS	CWSCO Main Replace Spcific (NON)	103436	198,503.86
Bakersfield		2017	201709	00110112	673' 6" PVC AT SO. OWENS	CWSCO Main Replace Spcific (NON)	103436	13,114.74
Bakersfield		2017	201711	00110113	2:810' 6" PVC @ MYRTLE	CWSCO Main Replace Spcific (NON)	103480	5,576.27
Bakersfield		2017	201711	00110113	2:810' 6" PVC @ MYRTLE	CWSCO Main Replace Spcific (NON)	103450	9,030.91
Bakersfield		2017	201711	00110113	2:810' 6" PVC @ MYRTLE	CWSCO Main Replace Spcific (NON)	103436	5,576.31
Bakersfield		2017	201711	00110113	2:810' 6" PVC @ MYRTLE	CWSCO Main Replace Spcific (NON)	103436	508,423.81
Bakersfield		2017	201711	00110113	2:810' 6" PVC @ MYRTLE	CWSCO Main Replace Spcific (NON)	103436	9,030.88
Bakersfield		2017	201711	00110113	2:810' 6" PVC @ MYRTLE	CWSCO Main Replace Spcific (NON)	103436	207,666.06
Bakersfield		2017	201711	00110119	776' 6" PVC HENLEY/LUCKY	CWSCO Main Replace Spcific (NON)	103436	208,429.88
Bakersfield		2017	201711	00110119	776' 6" PVC HENLEY/LUCKY	CWSCO Main Replace Spcific (NON)	103436	8,310.01
Bakersfield		2017	201710	00110123	441' 6" PVC RADIANCE DR	CWSCO Main Replace Spcific (NON)	103450	5,386.40
Bakersfield		2017	201710	00110123	441' 6" PVC RADIANCE DR	CWSCO Main Replace Spcific (NON)	103436	11,032.34
Bakersfield		2017	201710	00110123	441' 6" PVC RADIANCE DR	CWSCO Main Replace Spcific (NON)	103436	159,493.86
Bakersfield		2017	201712	00110541	BK 085-02 Well Liner Install	CWSCO Non-Spec Water Regulated	103150	169,045.14
Bakersfield		2017	201709	00110698	4241 E BRUNDAGE AVE	CWSCO Non-Spec Water Reg Contributn	103450	5,112.00
Bakersfield		2017	201706	00110844	BK 101 - Motor Replacement	CWSCO Non-Spec Water Regulated	103240	21,229.27
Bakersfield		2017	201708	00111018	Pump motor starter	CWSCO Non-Spec Water Regulated	103240	14.23
Bakersfield		2017	201705	00111018	Pump motor starter	CWSCO Non-Spec Water Regulated	103240	4,494.56
Bakersfield		2017	201709	00111260	Electrical system overhaul	CWSCO Non-Spec Water Regulated	103320	77,370.52
Bakersfield		2017	201709	00111262	Electrical system overhaul	CWSCO Non-Spec Water Regulated	103320	12,019.01
Bakersfield		2017	201711	00111346	Main Breaker	CWSCO Non-Spec Water Regulated	103320	22,673.77
Bakersfield		2017	201711	00111398	Valve positioners	CWSCO Non-Spec Water Regulated	103320	(46.90)
Bakersfield		2017	201710	00111398	Valve positioners	CWSCO Non-Spec Water Regulated	103320	4,973.31
Bakersfield		2017	201708	00111501	Press valve assemblies	CWSCO Non-Spec Water Regulated	103320	(10.74)
Bakersfield		2017	201705	00111501	Press valve assemblies	CWSCO Non-Spec Water Regulated	103320	3,404.09
Bakersfield		2017	201712	00111767	Computer Equip @ Tejon for CWS	CWSCO Non-Spec Water Reg Equipment	103721	557.17
Bakersfield		2017	201712	00111767	Computer Equip @ Tejon for CWS	CWSCO Non-Spec Water Reg Equipment	103721	189.42
Bakersfield		2017	201710	00111985	Power Supply for BK-88	CWSCO Non-Spec Water Regulated	103240	(16.45)
Bakersfield		2017	201709	00111985	Power Supply for BK-88	CWSCO Non-Spec Water Regulated	103240	2,660.61
Bakersfield		2017	201711	00112122	Added Security System BK 101	CWSCO Non-Spec Water Regulated	103710	8,424.00

Bakersfield

District	Sub-Area	Year	Month Number	Work Order Number	Work Order Description	Work Order Type	UPIS Account	Actual Cost
Bakersfield		2017	201708	00112127	Replace Disc. Valve Station 87	CWSCO Non-Spec Water Regulated	103240	7,998.00
Bakersfield		2017	201708	00112127	Replace Disc. Valve Station 87	CWSCO Non-Spec Water Regulated	103240	1,343.10
Bakersfield		2017	201708	00112127	Replace Disc. Valve Station 87	CWSCO Non-Spec Water Regulated	103240	17,323.24
Bakersfield		2017	201712	00112131	booster pump equipment	CWSCO Non-Spec Water Reg Equipment	103780	5,135.02
Bakersfield		2017	201709	00112140	1300 R STREET	CWSCO Non-Spec Water Reg Contributn	103450	9,204.60
Bakersfield		2017	201707	00112201	BK 164B- Replace Motor	CWSCO Non-Spec Water Regulated	103240	6,958.10
Bakersfield		2017	201710	00112240	pH probe - NW Plant	CWSCO Non-Spec Water Regulated	103320	(1.26)
Bakersfield		2017	201709	00112240	pH probe - NW Plant	CWSCO Non-Spec Water Regulated	103320	796.39
Bakersfield		2017	201711	00112242	Capacitor replacement - NE WTP	CWSCO Non-Spec Water Regulated	103320	(18.18)
Bakersfield		2017	201710	00112242	Capacitor replacement - NE WTP	CWSCO Non-Spec Water Regulated	103320	5,757.54
Bakersfield		2017	201708	00112243	Floc VFD - NE WTP	CWSCO Non-Spec Water Regulated	103320	5.09
Bakersfield		2017	201706	00112243	Floc VFD - NE WTP	CWSCO Non-Spec Water Regulated	103320	1,609.00
Bakersfield		2017	201709	00112999	BK 096T4: Tank Floor Replacement	CWSCO Non-Spec Water Regulated	103420	4.94
Bakersfield		2017	201708	00112999	BK 096T4: Tank Floor Replacement	CWSCO Non-Spec Water Regulated	103420	133,719.66
Bakersfield		2017	201711	00113092	Intake improvements - NW WTP	CWSCO Non-Spec Water Regulated	103240	7,194.30
Bakersfield		2017	201711	00113139	Flash Mix Pump	CWSCO Non-Spec Water Regulated	103320	10,802.41
Bakersfield		2017	201708	00113341	PIPE LOCATORS FOR B-17- B-23 B-51	CWSCO Non-Spec Water Reg Equipment	103780	8,779.76
Bakersfield		2017	201712	00113542	BK 130-01 - Pump Replace	CWSCO Non-Spec Water Regulated	103240	97,825.70
Bakersfield		2017	201711	00113548	BK 32-02 Pump replace	CWSCO Non-Spec Water Regulated	103240	56,644.24
Bakersfield		2017	201710	00113739	Spill Containment	CWSCO Non-Spec Water Regulated	103320	(20.54)
Bakersfield		2017	201709	00113739	Spill Containment	CWSCO Non-Spec Water Regulated	103320	2,612.08
Bakersfield		2017	201710	00113740	VFD - NW Plant	CWSCO Non-Spec Water Regulated	103320	(54.07)
Bakersfield		2017	201709	00113740	VFD - NW Plant	CWSCO Non-Spec Water Regulated	103320	6,876.04
Bakersfield		2017	201709	00113780	New Main Breaker Station 45	CWSCO Non-Spec Water Regulated	103240	15,025.10
Bakersfield		2017	201711	00114157	BK 174 B- Motor Replacement	CWSCO Non-Spec Water Regulated	103240	6,829.82
Bakersfield		2017	201710	00114951	Lab pH Probe	CWSCO Non-Spec Water Regulated	103320	(3.03)
Bakersfield		2017	201709	00114951	Lab pH Probe	CWSCO Non-Spec Water Regulated	103320	961.97
Bakersfield		2017	201711	00114952	Panel AC unit - NE WTP	CWSCO Non-Spec Water Regulated	103310	(10.84)
Bakersfield		2017	201710	00114952	Panel AC unit - NE WTP	CWSCO Non-Spec Water Regulated	103310	3,435.43
Bakersfield		2017	201711	00116508	Environmantal Compliance - NE WTP	CWSCO Non-Spec Water Regulated	103310	1,721.97
Bakersfield		2017	201711	00116508	Environmantal Compliance - NE WTP	CWSCO Non-Spec Water Regulated	103310	10,036.50
Bakersfield		2017	201711	00116508	Environmantal Compliance - NE WTP	CWSCO Non-Spec Water Regulated	103310	678.18
Bakersfield		2017	201711	00116927	BK 221 - Replace Compressor	CWSCO Non-Spec Water Regulated	103210	2,853.63
Bakersfield		2017	201703	BKD0500	BK Unsch Main Replacements	CWSCO Non-Spec Water Regulated	103436	11,741.11
Bakersfield		2017	201712	BKD0500	BK Unsch Main Replacements	CWSCO Non-Spec Water Regulated	103436	(68,726.71)
Bakersfield		2017	201711	BKD0500	BK Unsch Main Replacements	CWSCO Non-Spec Water Regulated	103436	6,822.00
Bakersfield		2017	201711	BKD0500	BK Unsch Main Replacements	CWSCO Non-Spec Water Regulated	103436	36,406.78

Bakersfield

District	Sub-Area	Year	Month Number	Work Order Number	Work Order Description	Work Order Type	UPIS Account	Actual Cost
Bakersfield		2017	201711	BKD0500	BK Unsch Main Replacements	CWSCO Non-Spec Water Regulated	103436	6,564.50
Bakersfield		2017	201711	BKD0500	BK Unsch Main Replacements	CWSCO Non-Spec Water Regulated	103436	2,207.89
Bakersfield		2017	201710	BKD0500	BK Unsch Main Replacements	CWSCO Non-Spec Water Regulated	103436	16,113.25
Bakersfield		2017	201710	BKD0500	BK Unsch Main Replacements	CWSCO Non-Spec Water Regulated	103436	(2,756.21)
Bakersfield		2017	201710	BKD0500	BK Unsch Main Replacements	CWSCO Non-Spec Water Regulated	103436	2,837.05
Bakersfield		2017	201710	BKD0500	BK Unsch Main Replacements	CWSCO Non-Spec Water Regulated	103436	531.45
Bakersfield		2017	201709	BKD0500	BK Unsch Main Replacements	CWSCO Non-Spec Water Regulated	103436	19,571.82
Bakersfield		2017	201709	BKD0500	BK Unsch Main Replacements	CWSCO Non-Spec Water Regulated	103436	68,184.12
Bakersfield		2017	201709	BKD0500	BK Unsch Main Replacements	CWSCO Non-Spec Water Regulated	103436	8,908.64
Bakersfield		2017	201709	BKD0500	BK Unsch Main Replacements	CWSCO Non-Spec Water Regulated	103436	2,036.46
Bakersfield		2017	201709	BKD0500	BK Unsch Main Replacements	CWSCO Non-Spec Water Regulated	103436	(126,952.55)
Bakersfield		2017	201708	BKD0500	BK Unsch Main Replacements	CWSCO Non-Spec Water Regulated	103436	65,359.73
Bakersfield		2017	201708	BKD0500	BK Unsch Main Replacements	CWSCO Non-Spec Water Regulated	103436	11,152.89
Bakersfield		2017	201708	BKD0500	BK Unsch Main Replacements	CWSCO Non-Spec Water Regulated	103436	(496.80)
Bakersfield		2017	201707	BKD0500	BK Unsch Main Replacements	CWSCO Non-Spec Water Regulated	103436	60,389.99
Bakersfield		2017	201707	BKD0500	BK Unsch Main Replacements	CWSCO Non-Spec Water Regulated	103436	(19,746.57)
Bakersfield		2017	201707	BKD0500	BK Unsch Main Replacements	CWSCO Non-Spec Water Regulated	103436	10,293.31
Bakersfield		2017	201706	BKD0500	BK Unsch Main Replacements	CWSCO Non-Spec Water Regulated	103436	8,992.10
Bakersfield		2017	201706	BKD0500	BK Unsch Main Replacements	CWSCO Non-Spec Water Regulated	103436	6,558.99
Bakersfield		2017	201706	BKD0500	BK Unsch Main Replacements	CWSCO Non-Spec Water Regulated	103436	4,650.80
Bakersfield		2017	201706	BKD0500	BK Unsch Main Replacements	CWSCO Non-Spec Water Regulated	103436	9,016.95
Bakersfield		2017	201706	BKD0500	BK Unsch Main Replacements	CWSCO Non-Spec Water Regulated	103436	22,834.92
Bakersfield		2017	201706	BKD0500	BK Unsch Main Replacements	CWSCO Non-Spec Water Regulated	103436	9,014.08
Bakersfield		2017	201706	BKD0500	BK Unsch Main Replacements	CWSCO Non-Spec Water Regulated	103436	32,767.81
Bakersfield		2017	201706	BKD0500	BK Unsch Main Replacements	CWSCO Non-Spec Water Regulated	103436	8,055.35
Bakersfield		2017	201706	BKD0500	BK Unsch Main Replacements	CWSCO Non-Spec Water Regulated	103436	8,401.53
Bakersfield		2017	201706	BKD0500	BK Unsch Main Replacements	CWSCO Non-Spec Water Regulated	103436	5,384.76
Bakersfield		2017	201706	BKD0500	BK Unsch Main Replacements	CWSCO Non-Spec Water Regulated	103436	12,910.46
Bakersfield		2017	201706	BKD0500	BK Unsch Main Replacements	CWSCO Non-Spec Water Regulated	103436	(67,073.99)
Bakersfield		2017	201705	BKD0500	BK Unsch Main Replacements	CWSCO Non-Spec Water Regulated	103436	23,848.38
Bakersfield		2017	201705	BKD0500	BK Unsch Main Replacements	CWSCO Non-Spec Water Regulated	103436	4,769.69
Bakersfield		2017	201705	BKD0500	BK Unsch Main Replacements	CWSCO Non-Spec Water Regulated	103436	1,567.25
Bakersfield		2017	201704	BKD0500	BK Unsch Main Replacements	CWSCO Non-Spec Water Regulated	103436	36,134.14
Bakersfield		2017	201704	BKD0500	BK Unsch Main Replacements	CWSCO Non-Spec Water Regulated	103436	(6,592.01)
Bakersfield		2017	201704	BKD0500	BK Unsch Main Replacements	CWSCO Non-Spec Water Regulated	103436	7,346.54
Bakersfield		2017	201709	BKD0500	BK Unsch Main Replacements	CWSCO Non-Spec Water Regulated	103436	29,995.71
Bakersfield		2017	201709	BKD0500	BK Unsch Main Replacements	CWSCO Non-Spec Water Regulated	103436	8,957.67

Bakersfield

District	Sub-Area	Year	Month Number	Work Order Number	Work Order Description	Work Order Type	UPIS Account	Actual Cost
Bakersfield		2017	201709	BKD0500	BK Unsch Main Replacements	CWSCO Non-Spec Water Regulated	103436	10,717.72
Bakersfield		2017	201709	BKD0500	BK Unsch Main Replacements	CWSCO Non-Spec Water Regulated	103436	2,680.87
Bakersfield		2017	201703	BKD0500	BK Unsch Main Replacements	CWSCO Non-Spec Water Regulated	103436	19,552.11
Bakersfield		2017	201703	BKD0500	BK Unsch Main Replacements	CWSCO Non-Spec Water Regulated	103436	2,597.21
Bakersfield		2017	201703	BKD0500	BK Unsch Main Replacements	CWSCO Non-Spec Water Regulated	103436	8,090.85
Bakersfield		2017	201703	BKD0500	BK Unsch Main Replacements	CWSCO Non-Spec Water Regulated	103436	3,646.71
Bakersfield		2017	201703	BKD0500	BK Unsch Main Replacements	CWSCO Non-Spec Water Regulated	103436	2,192.54
Bakersfield		2017	201703	BKD0500	BK Unsch Main Replacements	CWSCO Non-Spec Water Regulated	103436	2,421.97
Bakersfield		2017	201703	BKD0500	BK Unsch Main Replacements	CWSCO Non-Spec Water Regulated	103436	13,829.05
Bakersfield		2017	201703	BKD0500	BK Unsch Main Replacements	CWSCO Non-Spec Water Regulated	103436	25,516.08
Bakersfield		2017	201703	BKD0500	BK Unsch Main Replacements	CWSCO Non-Spec Water Regulated	103436	2,861.15
Bakersfield		2017	201703	BKD0500	BK Unsch Main Replacements	CWSCO Non-Spec Water Regulated	103436	(26,813.55)
Bakersfield		2017	201703	BKD0500	BK Unsch Main Replacements	CWSCO Non-Spec Water Regulated	103436	7,374.16
Bakersfield		2017	201703	BKD0500	BK Unsch Main Replacements	CWSCO Non-Spec Water Regulated	103436	12,208.51
Bakersfield		2017	201703	BKD0500	BK Unsch Main Replacements	CWSCO Non-Spec Water Regulated	103436	13,602.70
Bakersfield		2017	201702	BKD0500	BK Unsch Main Replacements	CWSCO Non-Spec Water Regulated	103436	324.20
Bakersfield		2017	201702	BKD0500	BK Unsch Main Replacements	CWSCO Non-Spec Water Regulated	103436	2,217.03
Bakersfield		2017	201712	BKD0500	BK Unsch Main Replacements	CWSCO Non-Spec Water Regulated	103436	34,512.91
Bakersfield		2017	201712	BKD0500	BK Unsch Main Replacements	CWSCO Non-Spec Water Regulated	103436	36,097.86
Bakersfield		2017	201712	BKD0500	BK Unsch Main Replacements	CWSCO Non-Spec Water Regulated	103436	19,181.88
Bakersfield		2017	201702	BKD0500	BK Unsch Main Replacements	CWSCO Non-Spec Water Regulated	103436	8,754.88
Bakersfield		2017	201702	BKD0500	BK Unsch Main Replacements	CWSCO Non-Spec Water Regulated	103436	1,694.41
Bakersfield		2017	201701	BKD0500	BK Unsch Main Replacements	CWSCO Non-Spec Water Regulated	103436	(6,162.60)
Bakersfield		2017	201701	BKD0500	BK Unsch Main Replacements	CWSCO Non-Spec Water Regulated	103436	17,363.25
Bakersfield		2017	201701	BKD0500	BK Unsch Main Replacements	CWSCO Non-Spec Water Regulated	103436	2,622.38
Bakersfield		2017	201712	BKD0500	BK Unsch Main Replacements	CWSCO Non-Spec Water Regulated	103435	(2,946.50)
Bakersfield		2017	201712	BKD0500	BK Unsch Main Replacements	CWSCO Non-Spec Water Regulated	103435	13,605.24
Bakersfield		2017	201711	BKD0500	BK Unsch Main Replacements	CWSCO Non-Spec Water Regulated	103435	834.57
Bakersfield		2017	201709	BKD0500	BK Unsch Main Replacements	CWSCO Non-Spec Water Regulated	103435	(3,070.54)
Bakersfield		2017	201708	BKD0500	BK Unsch Main Replacements	CWSCO Non-Spec Water Regulated	103435	481.82
Bakersfield		2017	201708	BKD0500	BK Unsch Main Replacements	CWSCO Non-Spec Water Regulated	103435	2,588.72
Bakersfield		2017	201703	BKD0500	BK Unsch Main Replacements	CWSCO Non-Spec Water Regulated	103435	(298.28)
Bakersfield		2017	201702	BKD0500	BK Unsch Main Replacements	CWSCO Non-Spec Water Regulated	103435	259.36
Bakersfield		2017	201702	BKD0500	BK Unsch Main Replacements	CWSCO Non-Spec Water Regulated	103435	38.92
Bakersfield		2017	201710	BKD0500	BK Unsch Main Replacements	CWSCO Non-Spec Water Regulated	103435	294.26
Bakersfield		2017	201710	BKD0500	BK Unsch Main Replacements	CWSCO Non-Spec Water Regulated	103435	1,675.80
Bakersfield		2017	201711	BKD0500	BK Unsch Main Replacements	CWSCO Non-Spec Water Regulated	103435	141.87

Bakersfield

District	Sub-Area	Year	Month Number	Work Order Number	Work Order Description	Work Order Type	UPIS Account	Actual Cost
Bakersfield		2017	201712	BKD0500	BK Unsch Main Replacements	CWSCO Non-Spec Water Regulated	103434	10,443.08
Bakersfield		2017	201709	BKD0500	BK Unsch Main Replacements	CWSCO Non-Spec Water Regulated	103434	37,329.28
Bakersfield		2017	201706	BKD0500	BK Unsch Main Replacements	CWSCO Non-Spec Water Regulated	103434	(4,014.64)
Bakersfield		2017	201705	BKD0500	BK Unsch Main Replacements	CWSCO Non-Spec Water Regulated	103434	369.56
Bakersfield		2017	201705	BKD0500	BK Unsch Main Replacements	CWSCO Non-Spec Water Regulated	103434	1,847.74
Bakersfield		2017	201704	BKD0500	BK Unsch Main Replacements	CWSCO Non-Spec Water Regulated	103434	399.32
Bakersfield		2017	201704	BKD0500	BK Unsch Main Replacements	CWSCO Non-Spec Water Regulated	103434	1,398.02
Bakersfield		2017	201709	BKD0500	BK Unsch Main Replacements	CWSCO Non-Spec Water Regulated	103433	(1,160.55)
Bakersfield		2017	201707	BKD0500	BK Unsch Main Replacements	CWSCO Non-Spec Water Regulated	103433	191.72
Bakersfield		2017	201707	BKD0500	BK Unsch Main Replacements	CWSCO Non-Spec Water Regulated	103433	968.83
Bakersfield		2017	201706	BKD0500	BK Unsch Main Replacements	CWSCO Non-Spec Water Regulated	103433	16,231.56
Bakersfield		2017	201712	BKD0500	BK Unsch Main Replacements	CWSCO Non-Spec Water Regulated	103432	(2,742.59)
Bakersfield		2017	201711	BKD0500	BK Unsch Main Replacements	CWSCO Non-Spec Water Regulated	103432	398.49
Bakersfield		2017	201711	BKD0500	BK Unsch Main Replacements	CWSCO Non-Spec Water Regulated	103432	2,344.10
Bakersfield		2017	201709	BKD0500	BK Unsch Main Replacements	CWSCO Non-Spec Water Regulated	103432	(304.41)
Bakersfield		2017	201707	BKD0500	BK Unsch Main Replacements	CWSCO Non-Spec Water Regulated	103432	67.32
Bakersfield		2017	201707	BKD0500	BK Unsch Main Replacements	CWSCO Non-Spec Water Regulated	103432	237.09
Bakersfield		2017	201712	BKD0520	BK Unsch Casings & Covers	CWSCO Non-Spec Water Regulated	103434	6,654.48
Bakersfield		2017	201712	BKD0520	BK Unsch Casings & Covers	CWSCO Non-Spec Water Regulated	103434	(105,135.77)
Bakersfield		2017	201712	BKD0520	BK Unsch Casings & Covers	CWSCO Non-Spec Water Regulated	103434	68,681.53
Bakersfield		2017	201712	BKD0520	BK Unsch Casings & Covers	CWSCO Non-Spec Water Regulated	103434	4,958.50
Bakersfield		2017	201712	BKD0520	BK Unsch Casings & Covers	CWSCO Non-Spec Water Regulated	103434	21,303.63
Bakersfield		2017	201712	BKD0520	BK Unsch Casings & Covers	CWSCO Non-Spec Water Regulated	103434	16,867.82
Bakersfield		2017	201711	BKD0520	BK Unsch Casings & Covers	CWSCO Non-Spec Water Regulated	103434	44,055.36
Bakersfield		2017	201711	BKD0520	BK Unsch Casings & Covers	CWSCO Non-Spec Water Regulated	103434	9,202.10
Bakersfield		2017	201711	BKD0520	BK Unsch Casings & Covers	CWSCO Non-Spec Water Regulated	103434	9,881.03
Bakersfield		2017	201711	BKD0520	BK Unsch Casings & Covers	CWSCO Non-Spec Water Regulated	103434	(38,536.01)
Bakersfield		2017	201710	BKD0520	BK Unsch Casings & Covers	CWSCO Non-Spec Water Regulated	103434	20,270.51
Bakersfield		2017	201710	BKD0520	BK Unsch Casings & Covers	CWSCO Non-Spec Water Regulated	103434	5,152.85
Bakersfield		2017	201710	BKD0520	BK Unsch Casings & Covers	CWSCO Non-Spec Water Regulated	103434	10,040.33
Bakersfield		2017	201710	BKD0520	BK Unsch Casings & Covers	CWSCO Non-Spec Water Regulated	103434	45,069.60
Bakersfield		2017	201709	BKD0520	BK Unsch Casings & Covers	CWSCO Non-Spec Water Regulated	103434	25,113.70
Bakersfield		2017	201709	BKD0520	BK Unsch Casings & Covers	CWSCO Non-Spec Water Regulated	103434	13,231.19
Bakersfield		2017	201709	BKD0520	BK Unsch Casings & Covers	CWSCO Non-Spec Water Regulated	103434	2,641.06
Bakersfield		2017	201709	BKD0520	BK Unsch Casings & Covers	CWSCO Non-Spec Water Regulated	103434	29,688.81
Bakersfield		2017	201709	BKD0520	BK Unsch Casings & Covers	CWSCO Non-Spec Water Regulated	103434	1,347.49
Bakersfield		2017	201709	BKD0520	BK Unsch Casings & Covers	CWSCO Non-Spec Water Regulated	103434	(115,828.38)

Bakersfield

District	Sub-Area	Year	Month Number	Work Order Number	Work Order Description	Work Order Type	UPIS Account	Actual Cost
Bakersfield		2017	201709	BKD0520	BK Unsch Casings & Covers	CWSCO Non-Spec Water Regulated	103434	23,171.08
Bakersfield		2017	201708	BKD0520	BK Unsch Casings & Covers	CWSCO Non-Spec Water Regulated	103434	42,960.48
Bakersfield		2017	201708	BKD0520	BK Unsch Casings & Covers	CWSCO Non-Spec Water Regulated	103434	9,115.36
Bakersfield		2017	201708	BKD0520	BK Unsch Casings & Covers	CWSCO Non-Spec Water Regulated	103434	10,454.92
Bakersfield		2017	201708	BKD0520	BK Unsch Casings & Covers	CWSCO Non-Spec Water Regulated	103434	204.39
Bakersfield		2017	201708	BKD0520	BK Unsch Casings & Covers	CWSCO Non-Spec Water Regulated	103434	273.68
Bakersfield		2017	201707	BKD0520	BK Unsch Casings & Covers	CWSCO Non-Spec Water Regulated	103434	31,116.87
Bakersfield		2017	201707	BKD0520	BK Unsch Casings & Covers	CWSCO Non-Spec Water Regulated	103434	6,847.23
Bakersfield		2017	201707	BKD0520	BK Unsch Casings & Covers	CWSCO Non-Spec Water Regulated	103434	9,160.92
Bakersfield		2017	201707	BKD0520	BK Unsch Casings & Covers	CWSCO Non-Spec Water Regulated	103434	5,694.53
Bakersfield		2017	201706	BKD0520	BK Unsch Casings & Covers	CWSCO Non-Spec Water Regulated	103434	(68,973.53)
Bakersfield		2017	201706	BKD0520	BK Unsch Casings & Covers	CWSCO Non-Spec Water Regulated	103434	11,158.95
Bakersfield		2017	201706	BKD0520	BK Unsch Casings & Covers	CWSCO Non-Spec Water Regulated	103434	52,451.08
Bakersfield		2017	201706	BKD0520	BK Unsch Casings & Covers	CWSCO Non-Spec Water Regulated	103434	49,916.83
Bakersfield		2017	201705	BKD0520	BK Unsch Casings & Covers	CWSCO Non-Spec Water Regulated	103434	42,859.58
Bakersfield		2017	201705	BKD0520	BK Unsch Casings & Covers	CWSCO Non-Spec Water Regulated	103434	10,701.65
Bakersfield		2017	201705	BKD0520	BK Unsch Casings & Covers	CWSCO Non-Spec Water Regulated	103434	10,496.86
Bakersfield		2017	201705	BKD0520	BK Unsch Casings & Covers	CWSCO Non-Spec Water Regulated	103434	(742.33)
Bakersfield		2017	201704	BKD0520	BK Unsch Casings & Covers	CWSCO Non-Spec Water Regulated	103434	303.97
Bakersfield		2017	201704	BKD0520	BK Unsch Casings & Covers	CWSCO Non-Spec Water Regulated	103434	4,054.88
Bakersfield		2017	201704	BKD0520	BK Unsch Casings & Covers	CWSCO Non-Spec Water Regulated	103434	5,110.31
Bakersfield		2017	201709	BKD0520	BK Unsch Casings & Covers	CWSCO Non-Spec Water Regulated	103434	59,058.74
Bakersfield		2017	201704	BKD0520	BK Unsch Casings & Covers	CWSCO Non-Spec Water Regulated	103434	(3,811.39)
Bakersfield		2017	201703	BKD0520	BK Unsch Casings & Covers	CWSCO Non-Spec Water Regulated	103434	20,540.91
Bakersfield		2017	201703	BKD0520	BK Unsch Casings & Covers	CWSCO Non-Spec Water Regulated	103434	30,241.61
Bakersfield		2017	201703	BKD0520	BK Unsch Casings & Covers	CWSCO Non-Spec Water Regulated	103434	6,066.93
Bakersfield		2017	201703	BKD0520	BK Unsch Casings & Covers	CWSCO Non-Spec Water Regulated	103434	4,708.70
Bakersfield		2017	201703	BKD0520	BK Unsch Casings & Covers	CWSCO Non-Spec Water Regulated	103434	18,434.14
Bakersfield		2017	201703	BKD0520	BK Unsch Casings & Covers	CWSCO Non-Spec Water Regulated	103434	56,221.54
Bakersfield		2017	201703	BKD0520	BK Unsch Casings & Covers	CWSCO Non-Spec Water Regulated	103434	13,977.20
Bakersfield		2017	201703	BKD0520	BK Unsch Casings & Covers	CWSCO Non-Spec Water Regulated	103434	(259,733.10)
Bakersfield		2017	201703	BKD0520	BK Unsch Casings & Covers	CWSCO Non-Spec Water Regulated	103434	95,119.87
Bakersfield		2017	201703	BKD0520	BK Unsch Casings & Covers	CWSCO Non-Spec Water Regulated	103434	8,285.94
Bakersfield		2017	201703	BKD0520	BK Unsch Casings & Covers	CWSCO Non-Spec Water Regulated	103434	44,037.50
Bakersfield		2017	201703	BKD0520	BK Unsch Casings & Covers	CWSCO Non-Spec Water Regulated	103434	2,668.58
Bakersfield		2017	201703	BKD0520	BK Unsch Casings & Covers	CWSCO Non-Spec Water Regulated	103434	1,705.00
Bakersfield		2017	201712	BKD0520	BK Unsch Casings & Covers	CWSCO Non-Spec Water Regulated	103434	2,736.19

Bakersfield

District	Sub-Area	Year	Month Number	Work Order Number	Work Order Description	Work Order Type	UPIS Account	Actual Cost
Bakersfield		2017	201702	BKD0520	BK Unsch Casings & Covers	CWSCO Non-Spec Water Regulated	103434	137,567.51
Bakersfield		2017	201702	BKD0520	BK Unsch Casings & Covers	CWSCO Non-Spec Water Regulated	103434	21,510.17
Bakersfield		2017	201702	BKD0520	BK Unsch Casings & Covers	CWSCO Non-Spec Water Regulated	103434	3,224.90
Bakersfield		2017	201702	BKD0520	BK Unsch Casings & Covers	CWSCO Non-Spec Water Regulated	103434	2,227.58
Bakersfield		2017	201702	BKD0520	BK Unsch Casings & Covers	CWSCO Non-Spec Water Regulated	103434	(67,246.56)
Bakersfield		2017	201701	BKD0520	BK Unsch Casings & Covers	CWSCO Non-Spec Water Regulated	103434	85,102.99
Bakersfield		2017	201701	BKD0520	BK Unsch Casings & Covers	CWSCO Non-Spec Water Regulated	103434	15,469.98
Bakersfield		2017	201701	BKD0520	BK Unsch Casings & Covers	CWSCO Non-Spec Water Regulated	103434	7,076.68
Bakersfield		2017	201701	BKD0520	BK Unsch Casings & Covers	CWSCO Non-Spec Water Regulated	103434	1,979.36
Bakersfield		2017	201701	BKD0520	BK Unsch Casings & Covers	CWSCO Non-Spec Water Regulated	103434	52,820.49
Bakersfield		2017	201704	BKD0530	BK Unsch Hydrant Replacements	CWSCO Non-Spec Water Regulated	103480	3,339.55
Bakersfield		2017	201704	BKD0530	BK Unsch Hydrant Replacements	CWSCO Non-Spec Water Regulated	103480	6,500.62
Bakersfield		2017	201703	BKD0530	BK Unsch Hydrant Replacements	CWSCO Non-Spec Water Regulated	103480	28,915.43
Bakersfield		2017	201704	BKD0530	BK Unsch Hydrant Replacements	CWSCO Non-Spec Water Regulated	103480	1,115.79
Bakersfield		2017	201711	BKD0530	BK Unsch Hydrant Replacements	CWSCO Non-Spec Water Regulated	103480	3,066.44
Bakersfield		2017	201708	BKD0530	BK Unsch Hydrant Replacements	CWSCO Non-Spec Water Regulated	103480	(5,729.20)
Bakersfield		2017	201703	BKD0530	BK Unsch Hydrant Replacements	CWSCO Non-Spec Water Regulated	103480	19,006.08
Bakersfield		2017	201702	BKD0530	BK Unsch Hydrant Replacements	CWSCO Non-Spec Water Regulated	103480	6,544.58
Bakersfield		2017	201705	BKD0530	BK Unsch Hydrant Replacements	CWSCO Non-Spec Water Regulated	103480	(1,080.50)
Bakersfield		2017	201707	BKD0530	BK Unsch Hydrant Replacements	CWSCO Non-Spec Water Regulated	103480	337.08
Bakersfield		2017	201705	BKD0530	BK Unsch Hydrant Replacements	CWSCO Non-Spec Water Regulated	103480	5,888.68
Bakersfield		2017	201705	BKD0530	BK Unsch Hydrant Replacements	CWSCO Non-Spec Water Regulated	103480	7,670.17
Bakersfield		2017	201702	BKD0530	BK Unsch Hydrant Replacements	CWSCO Non-Spec Water Regulated	103480	2,191.58
Bakersfield		2017	201711	BKD0530	BK Unsch Hydrant Replacements	CWSCO Non-Spec Water Regulated	103480	6,200.13
Bakersfield		2017	201706	BKD0530	BK Unsch Hydrant Replacements	CWSCO Non-Spec Water Regulated	103480	(55,470.03)
Bakersfield		2017	201706	BKD0530	BK Unsch Hydrant Replacements	CWSCO Non-Spec Water Regulated	103480	8,172.50
Bakersfield		2017	201706	BKD0530	BK Unsch Hydrant Replacements	CWSCO Non-Spec Water Regulated	103480	30,626.26
Bakersfield		2017	201710	BKD0530	BK Unsch Hydrant Replacements	CWSCO Non-Spec Water Regulated	103480	295.26
Bakersfield		2017	201705	BKD0530	BK Unsch Hydrant Replacements	CWSCO Non-Spec Water Regulated	103480	130.49
Bakersfield		2017	201707	BKD0530	BK Unsch Hydrant Replacements	CWSCO Non-Spec Water Regulated	103480	5,753.04
Bakersfield		2017	201711	BKD0530	BK Unsch Hydrant Replacements	CWSCO Non-Spec Water Regulated	103480	101.22
Bakersfield		2017	201701	BKD0530	BK Unsch Hydrant Replacements	CWSCO Non-Spec Water Regulated	103480	2,990.30
Bakersfield		2017	201701	BKD0530	BK Unsch Hydrant Replacements	CWSCO Non-Spec Water Regulated	103480	483.22
Bakersfield		2017	201706	BKD0530	BK Unsch Hydrant Replacements	CWSCO Non-Spec Water Regulated	103480	8,285.73
Bakersfield		2017	201705	BKD0530	BK Unsch Hydrant Replacements	CWSCO Non-Spec Water Regulated	103480	2,741.74
Bakersfield		2017	201707	BKD0530	BK Unsch Hydrant Replacements	CWSCO Non-Spec Water Regulated	103480	1,982.85
Bakersfield		2017	201708	BKD0530	BK Unsch Hydrant Replacements	CWSCO Non-Spec Water Regulated	103480	1,879.52

Bakersfield

District	Sub-Area	Year	Month Number	Work Order Number	Work Order Description	Work Order Type	UPIS Account	Actual Cost
Bakersfield		2017	201708	BKD0530	BK Unsch Hydrant Replacements	CWSCO Non-Spec Water Regulated	103480	1,045.98
Bakersfield		2017	201704	BKD0530	BK Unsch Hydrant Replacements	CWSCO Non-Spec Water Regulated	103480	1,814.97
Bakersfield		2017	201711	BKD0530	BK Unsch Hydrant Replacements	CWSCO Non-Spec Water Regulated	103480	538.50
Bakersfield		2017	201702	BKD0530	BK Unsch Hydrant Replacements	CWSCO Non-Spec Water Regulated	103480	41,438.96
Bakersfield		2017	201703	BKD0530	BK Unsch Hydrant Replacements	CWSCO Non-Spec Water Regulated	103480	3,501.11
Bakersfield		2017	201712	BKD0530	BK Unsch Hydrant Replacements	CWSCO Non-Spec Water Regulated	103480	32,621.09
Bakersfield		2017	201703	BKD0530	BK Unsch Hydrant Replacements	CWSCO Non-Spec Water Regulated	103480	8,170.90
Bakersfield		2017	201703	BKD0530	BK Unsch Hydrant Replacements	CWSCO Non-Spec Water Regulated	103480	1,694.85
Bakersfield		2017	201703	BKD0530	BK Unsch Hydrant Replacements	CWSCO Non-Spec Water Regulated	103480	3,344.22
Bakersfield		2017	201703	BKD0530	BK Unsch Hydrant Replacements	CWSCO Non-Spec Water Regulated	103480	10,746.61
Bakersfield		2017	201712	BKD0530	BK Unsch Hydrant Replacements	CWSCO Non-Spec Water Regulated	103480	(11,938.32)
Bakersfield		2017	201704	BKD0530	BK Unsch Hydrant Replacements	CWSCO Non-Spec Water Regulated	103480	27,348.52
Bakersfield		2017	201709	BKD0530	BK Unsch Hydrant Replacements	CWSCO Non-Spec Water Regulated	103480	5,686.11
Bakersfield		2017	201702	BKD0530	BK Unsch Hydrant Replacements	CWSCO Non-Spec Water Regulated	103480	7,669.41
Bakersfield		2017	201709	BKD0530	BK Unsch Hydrant Replacements	CWSCO Non-Spec Water Regulated	103480	(15,257.26)
Bakersfield		2017	201703	BKD0530	BK Unsch Hydrant Replacements	CWSCO Non-Spec Water Regulated	103480	(64,748.62)
Bakersfield		2017	201701	BKD0530	BK Unsch Hydrant Replacements	CWSCO Non-Spec Water Regulated	103480	521.03
Bakersfield		2017	201701	BKD0530	BK Unsch Hydrant Replacements	CWSCO Non-Spec Water Regulated	103480	2,909.54
Bakersfield		2017	201706	BKD0530	BK Unsch Hydrant Replacements	CWSCO Non-Spec Water Regulated	103480	4,341.97
Bakersfield		2017	201709	BKD0530	BK Unsch Hydrant Replacements	CWSCO Non-Spec Water Regulated	103480	3,510.53
Bakersfield		2017	201706	BKD0530	BK Unsch Hydrant Replacements	CWSCO Non-Spec Water Regulated	103480	9,487.62
Bakersfield		2017	201710	BKD0530	BK Unsch Hydrant Replacements	CWSCO Non-Spec Water Regulated	103480	1,736.77
Bakersfield		2017	201708	BKD0530	BK Unsch Hydrant Replacements	CWSCO Non-Spec Water Regulated	103480	9,987.99
Bakersfield		2017	201709	BKD0530	BK Unsch Hydrant Replacements	CWSCO Non-Spec Water Regulated	103434	13,460.02
Bakersfield		2017	201703	BKD0540	BK Unsch Main Valve Replacements	CWSCO Non-Spec Water Regulated	103460	1,615.50
Bakersfield		2017	201709	BKD0540	BK Unsch Main Valve Replacements	CWSCO Non-Spec Water Regulated	103434	10,250.17
Bakersfield		2017	201709	BKD0540	BK Unsch Main Valve Replacements	CWSCO Non-Spec Water Regulated	103434	7,237.95
Bakersfield		2017	201712	BKD0540	BK Unsch Main Valve Replacements	CWSCO Non-Spec Water Regulated	103434	25,666.71
Bakersfield		2017	201712	BKD0540	BK Unsch Main Valve Replacements	CWSCO Non-Spec Water Regulated	103434	(69,110.49)
Bakersfield		2017	201712	BKD0540	BK Unsch Main Valve Replacements	CWSCO Non-Spec Water Regulated	103434	45,854.61
Bakersfield		2017	201711	BKD0540	BK Unsch Main Valve Replacements	CWSCO Non-Spec Water Regulated	103434	31,571.84
Bakersfield		2017	201711	BKD0540	BK Unsch Main Valve Replacements	CWSCO Non-Spec Water Regulated	103434	5,592.24
Bakersfield		2017	201709	BKD0540	BK Unsch Main Valve Replacements	CWSCO Non-Spec Water Regulated	103434	4,068.30
Bakersfield		2017	201711	BKD0540	BK Unsch Main Valve Replacements	CWSCO Non-Spec Water Regulated	103434	950.67
Bakersfield		2017	201710	BKD0540	BK Unsch Main Valve Replacements	CWSCO Non-Spec Water Regulated	103434	16,720.80
Bakersfield		2017	201710	BKD0540	BK Unsch Main Valve Replacements	CWSCO Non-Spec Water Regulated	103434	4,503.65
Bakersfield		2017	201710	BKD0540	BK Unsch Main Valve Replacements	CWSCO Non-Spec Water Regulated	103434	310.27

Bakersfield

District	Sub-Area	Year	Month Number	Work Order Number	Work Order Description	Work Order Type	UPIS Account	Actual Cost
Bakersfield		2017	201710	BKD0540	BK Unsch Main Valve Replacements	CWSCO Non-Spec Water Regulated	103434	9,461.02
Bakersfield		2017	201709	BKD0540	BK Unsch Main Valve Replacements	CWSCO Non-Spec Water Regulated	103434	6,685.17
Bakersfield		2017	201709	BKD0540	BK Unsch Main Valve Replacements	CWSCO Non-Spec Water Regulated	103434	8,718.20
Bakersfield		2017	201709	BKD0540	BK Unsch Main Valve Replacements	CWSCO Non-Spec Water Regulated	103434	9,598.87
Bakersfield		2017	201709	BKD0540	BK Unsch Main Valve Replacements	CWSCO Non-Spec Water Regulated	103434	10,755.56
Bakersfield		2017	201709	BKD0540	BK Unsch Main Valve Replacements	CWSCO Non-Spec Water Regulated	103434	5,698.82
Bakersfield		2017	201709	BKD0540	BK Unsch Main Valve Replacements	CWSCO Non-Spec Water Regulated	103434	(56,366.84)
Bakersfield		2017	201709	BKD0540	BK Unsch Main Valve Replacements	CWSCO Non-Spec Water Regulated	103434	5,507.94
Bakersfield		2017	201708	BKD0540	BK Unsch Main Valve Replacements	CWSCO Non-Spec Water Regulated	103434	8,402.68
Bakersfield		2017	201708	BKD0540	BK Unsch Main Valve Replacements	CWSCO Non-Spec Water Regulated	103434	4,174.97
Bakersfield		2017	201708	BKD0540	BK Unsch Main Valve Replacements	CWSCO Non-Spec Water Regulated	103434	7,058.14
Bakersfield		2017	201708	BKD0540	BK Unsch Main Valve Replacements	CWSCO Non-Spec Water Regulated	103434	2,628.33
Bakersfield		2017	201707	BKD0540	BK Unsch Main Valve Replacements	CWSCO Non-Spec Water Regulated	103434	8,655.47
Bakersfield		2017	201707	BKD0540	BK Unsch Main Valve Replacements	CWSCO Non-Spec Water Regulated	103434	13,045.97
Bakersfield		2017	201707	BKD0540	BK Unsch Main Valve Replacements	CWSCO Non-Spec Water Regulated	103434	3,059.54
Bakersfield		2017	201707	BKD0540	BK Unsch Main Valve Replacements	CWSCO Non-Spec Water Regulated	103434	9,341.74
Bakersfield		2017	201706	BKD0540	BK Unsch Main Valve Replacements	CWSCO Non-Spec Water Regulated	103434	189,699.26
Bakersfield		2017	201706	BKD0540	BK Unsch Main Valve Replacements	CWSCO Non-Spec Water Regulated	103434	6,300.48
Bakersfield		2017	201706	BKD0540	BK Unsch Main Valve Replacements	CWSCO Non-Spec Water Regulated	103434	25,231.66
Bakersfield		2017	201706	BKD0540	BK Unsch Main Valve Replacements	CWSCO Non-Spec Water Regulated	103434	(176,622.97)
Bakersfield		2017	201706	BKD0540	BK Unsch Main Valve Replacements	CWSCO Non-Spec Water Regulated	103434	13,164.63
Bakersfield		2017	201705	BKD0540	BK Unsch Main Valve Replacements	CWSCO Non-Spec Water Regulated	103434	109,090.19
Bakersfield		2017	201705	BKD0540	BK Unsch Main Valve Replacements	CWSCO Non-Spec Water Regulated	103434	23,616.31
Bakersfield		2017	201705	BKD0540	BK Unsch Main Valve Replacements	CWSCO Non-Spec Water Regulated	103434	8,656.39
Bakersfield		2017	201705	BKD0540	BK Unsch Main Valve Replacements	CWSCO Non-Spec Water Regulated	103434	(42,497.40)
Bakersfield		2017	201704	BKD0540	BK Unsch Main Valve Replacements	CWSCO Non-Spec Water Regulated	103434	5,856.99
Bakersfield		2017	201704	BKD0540	BK Unsch Main Valve Replacements	CWSCO Non-Spec Water Regulated	103434	10,633.86
Bakersfield		2017	201704	BKD0540	BK Unsch Main Valve Replacements	CWSCO Non-Spec Water Regulated	103434	42,615.59
Bakersfield		2017	201704	BKD0540	BK Unsch Main Valve Replacements	CWSCO Non-Spec Water Regulated	103434	18,651.04
Bakersfield		2017	201703	BKD0540	BK Unsch Main Valve Replacements	CWSCO Non-Spec Water Regulated	103434	20,045.33
Bakersfield		2017	201703	BKD0540	BK Unsch Main Valve Replacements	CWSCO Non-Spec Water Regulated	103434	7,626.23
Bakersfield		2017	201703	BKD0540	BK Unsch Main Valve Replacements	CWSCO Non-Spec Water Regulated	103434	4,369.94
Bakersfield		2017	201703	BKD0540	BK Unsch Main Valve Replacements	CWSCO Non-Spec Water Regulated	103434	4,711.64
Bakersfield		2017	201703	BKD0540	BK Unsch Main Valve Replacements	CWSCO Non-Spec Water Regulated	103434	30,343.30
Bakersfield		2017	201703	BKD0540	BK Unsch Main Valve Replacements	CWSCO Non-Spec Water Regulated	103434	9,705.23
Bakersfield		2017	201703	BKD0540	BK Unsch Main Valve Replacements	CWSCO Non-Spec Water Regulated	103434	(43,329.28)
Bakersfield		2017	201703	BKD0540	BK Unsch Main Valve Replacements	CWSCO Non-Spec Water Regulated	103434	15,194.18

Bakersfield

District	Sub-Area	Year	Month Number	Work Order Number	Work Order Description	Work Order Type	UPIS Account	Actual Cost
Bakersfield		2017	201703	BKD0540	BK Unsch Main Valve Replacements	CWSCO Non-Spec Water Regulated	103434	5,541.36
Bakersfield		2017	201702	BKD0540	BK Unsch Main Valve Replacements	CWSCO Non-Spec Water Regulated	103434	18,900.78
Bakersfield		2017	201702	BKD0540	BK Unsch Main Valve Replacements	CWSCO Non-Spec Water Regulated	103434	3,163.60
Bakersfield		2017	201702	BKD0540	BK Unsch Main Valve Replacements	CWSCO Non-Spec Water Regulated	103434	2,189.88
Bakersfield		2017	201702	BKD0540	BK Unsch Main Valve Replacements	CWSCO Non-Spec Water Regulated	103434	7,902.27
Bakersfield		2017	201701	BKD0540	BK Unsch Main Valve Replacements	CWSCO Non-Spec Water Regulated	103434	(11,340.27)
Bakersfield		2017	201701	BKD0540	BK Unsch Main Valve Replacements	CWSCO Non-Spec Water Regulated	103434	18,641.14
Bakersfield		2017	201701	BKD0540	BK Unsch Main Valve Replacements	CWSCO Non-Spec Water Regulated	103434	2,947.31
Bakersfield		2017	201701	BKD0540	BK Unsch Main Valve Replacements	CWSCO Non-Spec Water Regulated	103434	924.57
Bakersfield		2017	201710	BKD0600	SERVICES -- ALL SIZES	CWSCO Non-Spec Water Regulated	103450	121,797.38
Bakersfield		2017	201712	BKD0600	SERVICES -- ALL SIZES	CWSCO Non-Spec Water Regulated	103450	(2,014,846.49)
Bakersfield		2017	201711	BKD0600	SERVICES -- ALL SIZES	CWSCO Non-Spec Water Regulated	103450	6,562.03
Bakersfield		2017	201711	BKD0600	SERVICES -- ALL SIZES	CWSCO Non-Spec Water Regulated	103450	33,065.98
Bakersfield		2017	201710	BKD0600	SERVICES -- ALL SIZES	CWSCO Non-Spec Water Regulated	103450	556,951.79
Bakersfield		2017	201710	BKD0600	SERVICES -- ALL SIZES	CWSCO Non-Spec Water Regulated	103450	11,720.13
Bakersfield		2017	201712	BKD0600	SERVICES -- ALL SIZES	CWSCO Non-Spec Water Regulated	103450	1,151,304.06
Bakersfield		2017	201712	BKD0600	SERVICES -- ALL SIZES	CWSCO Non-Spec Water Regulated	103450	1,088,218.97
Bakersfield		2017	201712	BKD0600	SERVICES -- ALL SIZES	CWSCO Non-Spec Water Regulated	103450	78,856.44
Bakersfield		2017	201712	BKD0600	SERVICES -- ALL SIZES	CWSCO Non-Spec Water Regulated	103450	-
Bakersfield		2017	201710	BKD0600	SERVICES -- ALL SIZES	CWSCO Non-Spec Water Regulated	103450	117,490.66
Bakersfield		2017	201708	BKD0600	SERVICES -- ALL SIZES	CWSCO Non-Spec Water Regulated	103450	286,426.79
Bakersfield		2017	201708	BKD0600	SERVICES -- ALL SIZES	CWSCO Non-Spec Water Regulated	103450	62,197.16
Bakersfield		2017	201708	BKD0600	SERVICES -- ALL SIZES	CWSCO Non-Spec Water Regulated	103450	6,776.52
Bakersfield		2017	201708	BKD0600	SERVICES -- ALL SIZES	CWSCO Non-Spec Water Regulated	103450	23,022.73
Bakersfield		2017	201707	BKD0600	SERVICES -- ALL SIZES	CWSCO Non-Spec Water Regulated	103450	53,272.98
Bakersfield		2017	201707	BKD0600	SERVICES -- ALL SIZES	CWSCO Non-Spec Water Regulated	103450	10,307.75
Bakersfield		2017	201707	BKD0600	SERVICES -- ALL SIZES	CWSCO Non-Spec Water Regulated	103450	(16,873.94)
Bakersfield		2017	201701	BKD0600	SERVICES -- ALL SIZES	CWSCO Non-Spec Water Regulated	103450	51,421.35
Bakersfield		2017	201707	BKD0600	SERVICES -- ALL SIZES	CWSCO Non-Spec Water Regulated	103450	168,667.25
Bakersfield		2017	201706	BKD0600	SERVICES -- ALL SIZES	CWSCO Non-Spec Water Regulated	103450	22,157.13
Bakersfield		2017	201706	BKD0600	SERVICES -- ALL SIZES	CWSCO Non-Spec Water Regulated	103450	(662,840.64)
Bakersfield		2017	201706	BKD0600	SERVICES -- ALL SIZES	CWSCO Non-Spec Water Regulated	103450	963,834.77
Bakersfield		2017	201707	BKD0600	SERVICES -- ALL SIZES	CWSCO Non-Spec Water Regulated	103450	39,566.30
Bakersfield		2017	201705	BKD0600	SERVICES -- ALL SIZES	CWSCO Non-Spec Water Regulated	103450	5,829.00
Bakersfield		2017	201705	BKD0600	SERVICES -- ALL SIZES	CWSCO Non-Spec Water Regulated	103450	96,785.36
Bakersfield		2017	201705	BKD0600	SERVICES -- ALL SIZES	CWSCO Non-Spec Water Regulated	103450	51,655.48
Bakersfield		2017	201705	BKD0600	SERVICES -- ALL SIZES	CWSCO Non-Spec Water Regulated	103450	38,169.33

Bakersfield

District	Sub-Area	Year	Month Number	Work Order Number	Work Order Description	Work Order Type	UPIS Account	Actual Cost
Bakersfield		2017	201705	BKD0600	SERVICES -- ALL SIZES	CWSCO Non-Spec Water Regulated	103450	214,279.08
Bakersfield		2017	201704	BKD0600	SERVICES -- ALL SIZES	CWSCO Non-Spec Water Regulated	103450	211,376.37
Bakersfield		2017	201704	BKD0600	SERVICES -- ALL SIZES	CWSCO Non-Spec Water Regulated	103450	25,092.17
Bakersfield		2017	201704	BKD0600	SERVICES -- ALL SIZES	CWSCO Non-Spec Water Regulated	103450	48,128.28
Bakersfield		2017	201708	BKD0600	SERVICES -- ALL SIZES	CWSCO Non-Spec Water Regulated	103450	60,428.51
Bakersfield		2017	201704	BKD0600	SERVICES -- ALL SIZES	CWSCO Non-Spec Water Regulated	103450	3,831.87
Bakersfield		2017	201704	BKD0600	SERVICES -- ALL SIZES	CWSCO Non-Spec Water Regulated	103450	(32,306.30)
Bakersfield		2017	201703	BKD0600	SERVICES -- ALL SIZES	CWSCO Non-Spec Water Regulated	103450	65,708.64
Bakersfield		2017	201703	BKD0600	SERVICES -- ALL SIZES	CWSCO Non-Spec Water Regulated	103450	(721,045.39)
Bakersfield		2017	201703	BKD0600	SERVICES -- ALL SIZES	CWSCO Non-Spec Water Regulated	103450	1,160,852.63
Bakersfield		2017	201702	BKD0600	SERVICES -- ALL SIZES	CWSCO Non-Spec Water Regulated	103450	250,782.89
Bakersfield		2017	201702	BKD0600	SERVICES -- ALL SIZES	CWSCO Non-Spec Water Regulated	103450	45,579.60
Bakersfield		2017	201702	BKD0600	SERVICES -- ALL SIZES	CWSCO Non-Spec Water Regulated	103450	37,892.46
Bakersfield		2017	201702	BKD0600	SERVICES -- ALL SIZES	CWSCO Non-Spec Water Regulated	103450	7,341.80
Bakersfield		2017	201702	BKD0600	SERVICES -- ALL SIZES	CWSCO Non-Spec Water Regulated	103450	12,579.12
Bakersfield		2017	201701	BKD0600	SERVICES -- ALL SIZES	CWSCO Non-Spec Water Regulated	103450	26,967.59
Bakersfield		2017	201701	BKD0600	SERVICES -- ALL SIZES	CWSCO Non-Spec Water Regulated	103450	3,738.53
Bakersfield		2017	201701	BKD0600	SERVICES -- ALL SIZES	CWSCO Non-Spec Water Regulated	103450	(26,349.68)
Bakersfield		2017	201701	BKD0600	SERVICES -- ALL SIZES	CWSCO Non-Spec Water Regulated	103450	311,091.73
Bakersfield		2017	201712	BKD0600	SERVICES -- ALL SIZES	CWSCO Non-Spec Water Regulated	103450	31,542.49
Bakersfield		2017	201712	BKD0600	SERVICES -- ALL SIZES	CWSCO Non-Spec Water Regulated	103450	15,771.37
Bakersfield		2017	201711	BKD0600	SERVICES -- ALL SIZES	CWSCO Non-Spec Water Regulated	103450	40,304.51
Bakersfield		2017	201711	BKD0600	SERVICES -- ALL SIZES	CWSCO Non-Spec Water Regulated	103450	66,702.34
Bakersfield		2017	201711	BKD0600	SERVICES -- ALL SIZES	CWSCO Non-Spec Water Regulated	103450	345,500.15
Bakersfield		2017	201712	BKD0600	SERVICES -- ALL SIZES	CWSCO Non-Spec Water Regulated	103450	15,771.37
Bakersfield		2017	201710	BKD0600	SERVICES -- ALL SIZES	CWSCO Non-Spec Water Regulated	103450	20,959.47
Bakersfield		2017	201703	BKD0800	INSTALL / RETIRE METERS	CWSCO Non-Spec Water Regulated	103460	28,090.43
Bakersfield		2017	201703	BKD0800	INSTALL / RETIRE METERS	CWSCO Non-Spec Water Regulated	103460	(113,578.98)
Bakersfield		2017	201704	BKD0800	INSTALL / RETIRE METERS	CWSCO Non-Spec Water Regulated	103460	4,386.13
Bakersfield		2017	201704	BKD0800	INSTALL / RETIRE METERS	CWSCO Non-Spec Water Regulated	103460	18,727.98
Bakersfield		2017	201710	BKD0800	INSTALL / RETIRE METERS	CWSCO Non-Spec Water Regulated	103460	8,582.97
Bakersfield		2017	201705	BKD0800	INSTALL / RETIRE METERS	CWSCO Non-Spec Water Regulated	103460	31,974.03
Bakersfield		2017	201711	BKD0800	INSTALL / RETIRE METERS	CWSCO Non-Spec Water Regulated	103460	39,785.44
Bakersfield		2017	201712	BKD0800	INSTALL / RETIRE METERS	CWSCO Non-Spec Water Regulated	103460	(180,563.77)
Bakersfield		2017	201712	BKD0800	INSTALL / RETIRE METERS	CWSCO Non-Spec Water Regulated	103460	-
Bakersfield		2017	201712	BKD0800	INSTALL / RETIRE METERS	CWSCO Non-Spec Water Regulated	103460	30,320.32
Bakersfield		2017	201712	BKD0800	INSTALL / RETIRE METERS	CWSCO Non-Spec Water Regulated	103460	4,524.89

Bakersfield

District	Sub-Area	Year	Month Number	Work Order Number	Work Order Description	Work Order Type	UPIS Account	Actual Cost
Bakersfield		2017	201712	BKD0800	INSTALL / RETIRE METERS	CWSCO Non-Spec Water Regulated	103460	202,164.36
Bakersfield		2017	201711	BKD0800	INSTALL / RETIRE METERS	CWSCO Non-Spec Water Regulated	103460	22.20
Bakersfield		2017	201711	BKD0800	INSTALL / RETIRE METERS	CWSCO Non-Spec Water Regulated	103460	8,769.29
Bakersfield		2017	201706	BKD0800	INSTALL / RETIRE METERS	CWSCO Non-Spec Water Regulated	103460	4,490.96
Bakersfield		2017	201706	BKD0800	INSTALL / RETIRE METERS	CWSCO Non-Spec Water Regulated	103460	4,248.56
Bakersfield		2017	201706	BKD0800	INSTALL / RETIRE METERS	CWSCO Non-Spec Water Regulated	103460	(66,650.49)
Bakersfield		2017	201710	BKD0800	INSTALL / RETIRE METERS	CWSCO Non-Spec Water Regulated	103460	1,547.82
Bakersfield		2017	201706	BKD0800	INSTALL / RETIRE METERS	CWSCO Non-Spec Water Regulated	103460	5,445.11
Bakersfield		2017	201706	BKD0800	INSTALL / RETIRE METERS	CWSCO Non-Spec Water Regulated	103460	1,361.60
Bakersfield		2017	201701	BKD0800	INSTALL / RETIRE METERS	CWSCO Non-Spec Water Regulated	103460	73,154.97
Bakersfield		2017	201701	BKD0800	INSTALL / RETIRE METERS	CWSCO Non-Spec Water Regulated	103460	2,986.92
Bakersfield		2017	201708	BKD0800	INSTALL / RETIRE METERS	CWSCO Non-Spec Water Regulated	103460	309.60
Bakersfield		2017	201708	BKD0800	INSTALL / RETIRE METERS	CWSCO Non-Spec Water Regulated	103460	(2,920.41)
Bakersfield		2017	201707	BKD0800	INSTALL / RETIRE METERS	CWSCO Non-Spec Water Regulated	103460	397.91
Bakersfield		2017	201707	BKD0800	INSTALL / RETIRE METERS	CWSCO Non-Spec Water Regulated	103460	12,735.44
Bakersfield		2017	201710	BKD0800	INSTALL / RETIRE METERS	CWSCO Non-Spec Water Regulated	103460	46,367.02
Bakersfield		2017	201707	BKD0800	INSTALL / RETIRE METERS	CWSCO Non-Spec Water Regulated	103460	2,232.68
Bakersfield		2017	201707	BKD0800	INSTALL / RETIRE METERS	CWSCO Non-Spec Water Regulated	103460	2,960.04
Bakersfield		2017	201706	BKD0800	INSTALL / RETIRE METERS	CWSCO Non-Spec Water Regulated	103460	39,811.22
Bakersfield		2017	201711	BKD0800	INSTALL / RETIRE METERS	CWSCO Non-Spec Water Regulated	103460	347.18
Bakersfield		2017	201708	BKD0800	INSTALL / RETIRE METERS	CWSCO Non-Spec Water Regulated	103460	7,325.06
Bakersfield		2017	201705	BKD0800	INSTALL / RETIRE METERS	CWSCO Non-Spec Water Regulated	103460	6,394.80
Bakersfield		2017	201708	BKD0800	INSTALL / RETIRE METERS	CWSCO Non-Spec Water Regulated	103460	20,991.90
Bakersfield		2017	201702	BKD0800	INSTALL / RETIRE METERS	CWSCO Non-Spec Water Regulated	103460	728.69
Bakersfield		2017	201704	BKD0800	INSTALL / RETIRE METERS	CWSCO Non-Spec Water Regulated	103460	4,686.51
Bakersfield		2017	201704	BKD0800	INSTALL / RETIRE METERS	CWSCO Non-Spec Water Regulated	103460	318.49
Bakersfield		2017	201708	BKD0800	INSTALL / RETIRE METERS	CWSCO Non-Spec Water Regulated	103460	21,695.47
Bakersfield		2017	201704	BKD0800	INSTALL / RETIRE METERS	CWSCO Non-Spec Water Regulated	103460	162.55
Bakersfield		2017	201703	BKD0800	INSTALL / RETIRE METERS	CWSCO Non-Spec Water Regulated	103460	8,869.15
Bakersfield		2017	201703	BKD0800	INSTALL / RETIRE METERS	CWSCO Non-Spec Water Regulated	103460	25,941.72
Bakersfield		2017	201702	BKD0800	INSTALL / RETIRE METERS	CWSCO Non-Spec Water Regulated	103460	(636.40)
Bakersfield		2017	201702	BKD0800	INSTALL / RETIRE METERS	CWSCO Non-Spec Water Regulated	103460	2,377.53
Bakersfield		2017	201710	BKD0800	INSTALL / RETIRE METERS	CWSCO Non-Spec Water Regulated	103460	2,573.29
Bakersfield		2017	201706	BKD0800	INSTALL / RETIRE METERS	CWSCO Non-Spec Water Regulated	103460	41,926.55
Bakersfield		2017	201701	BKD0800	INSTALL / RETIRE METERS	CWSCO Non-Spec Water Regulated	103460	2,417.59
Bakersfield		2017	201701	BKD0800	INSTALL / RETIRE METERS	CWSCO Non-Spec Water Regulated	103460	238.29
Bakersfield		2017	201701	BKD0800	INSTALL / RETIRE METERS	CWSCO Non-Spec Water Regulated	103460	17,256.91

Bakersfield

District	Sub-Area	Year	Month Number	Work Order Number	Work Order Description	Work Order Type	UPIS Account	Actual Cost
Bakersfield		2017	201702	BKD0800	INSTALL / RETIRE METERS	CWSCO Non-Spec Water Regulated	103460	15,054.48
Bakersfield		2017	201711	BKD0800	INSTALL / RETIRE METERS	CWSCO Non-Spec Water Regulated	103460	6,840.87
Bakersfield		2017	201710	BKD0900	Meter Replacement Program	CWSCO Specific Water Regulated	103460	1,941.42
Bakersfield		2017	201710	BKD0900	Meter Replacement Program	CWSCO Specific Water Regulated	103460	718.41
Bakersfield		2017	201705	BKD0900	Meter Replacement Program	CWSCO Specific Water Regulated	103460	14,597.61
Bakersfield		2017	201705	BKD0900	Meter Replacement Program	CWSCO Specific Water Regulated	103460	3,484.74
Bakersfield		2017	201705	BKD0900	Meter Replacement Program	CWSCO Specific Water Regulated	103460	241.77
Bakersfield		2017	201703	BKD0900	Meter Replacement Program	CWSCO Specific Water Regulated	103460	(23,635.61)
Bakersfield		2017	201706	BKD0900	Meter Replacement Program	CWSCO Specific Water Regulated	103460	(62,875.04)
Bakersfield		2017	201711	BKD0900	Meter Replacement Program	CWSCO Specific Water Regulated	103460	2,874.11
Bakersfield		2017	201710	BKD0900	Meter Replacement Program	CWSCO Specific Water Regulated	103460	241.75
Bakersfield		2017	201707	BKD0900	Meter Replacement Program	CWSCO Specific Water Regulated	103460	34.86
Bakersfield		2017	201701	BKD0900	Meter Replacement Program	CWSCO Specific Water Regulated	103460	3,021.26
Bakersfield		2017	201701	BKD0900	Meter Replacement Program	CWSCO Specific Water Regulated	103460	11,650.78
Bakersfield		2017	201706	BKD0900	Meter Replacement Program	CWSCO Specific Water Regulated	103460	67,657.43
Bakersfield		2017	201706	BKD0900	Meter Replacement Program	CWSCO Specific Water Regulated	103460	30,493.80
Bakersfield		2017	201706	BKD0900	Meter Replacement Program	CWSCO Specific Water Regulated	103460	140.28
Bakersfield		2017	201711	BKD0900	Meter Replacement Program	CWSCO Specific Water Regulated	103460	411.99
Bakersfield		2017	201707	BKD0900	Meter Replacement Program	CWSCO Specific Water Regulated	103460	88.13
Bakersfield		2017	201707	BKD0900	Meter Replacement Program	CWSCO Specific Water Regulated	103460	483.52
Bakersfield		2017	201708	BKD0900	Meter Replacement Program	CWSCO Specific Water Regulated	103460	204.45
Bakersfield		2017	201705	BKD0900	Meter Replacement Program	CWSCO Specific Water Regulated	103460	2,584.36
Bakersfield		2017	201704	BKD0900	Meter Replacement Program	CWSCO Specific Water Regulated	103460	9,307.72
Bakersfield		2017	201704	BKD0900	Meter Replacement Program	CWSCO Specific Water Regulated	103460	6,994.43
Bakersfield		2017	201704	BKD0900	Meter Replacement Program	CWSCO Specific Water Regulated	103460	25,664.41
Bakersfield		2017	201708	BKD0900	Meter Replacement Program	CWSCO Specific Water Regulated	103460	1,202.59
Bakersfield		2017	201703	BKD0900	Meter Replacement Program	CWSCO Specific Water Regulated	103460	34,650.15
Bakersfield		2017	201703	BKD0900	Meter Replacement Program	CWSCO Specific Water Regulated	103460	130.10
Bakersfield		2017	201703	BKD0900	Meter Replacement Program	CWSCO Specific Water Regulated	103460	448.92
Bakersfield		2017	201711	BKD0900	Meter Replacement Program	CWSCO Specific Water Regulated	103460	558.63
Bakersfield		2017	201702	BKD0900	Meter Replacement Program	CWSCO Specific Water Regulated	103460	61.66
Bakersfield		2017	201702	BKD0900	Meter Replacement Program	CWSCO Specific Water Regulated	103460	411.07
Bakersfield		2017	201710	BKD0900	Meter Replacement Program	CWSCO Specific Water Regulated	103460	2,042.75
Bakersfield		2017	201701	BKD0900	Meter Replacement Program	CWSCO Specific Water Regulated	103460	8,490.84

\$ 28,164,083.67

ATTACHMENT C

ADDITIONAL CAPITAL PROJECT JUSTIFICATIONS

Bakersfield District

Additional Project Justifications

Bakersfield PID 00020096 2

Bakersfield PID 00020387 3

Bakersfield PID 00064496 4

Bakersfield PID 00076093 5

Bakersfield PID 00076395 7

Bakersfield PID 00098047 8

Bakersfield PID 00098348 12

Bakersfield PID 00098674 13

Bakersfield PID 00099019 14

Bakersfield PID 00099021 15

Bakersfield PID 00099110 16

Bakersfield PID 00099127 17

Bakersfield PID 00099274 18

Bakersfield PID 00099407 19

Bakersfield PID 00099780 20

Bakersfield PID 00099821 21

Bakersfield PID 00102082 22

Bakersfield PID 00102083 23

2018 GRC Additional Project Justification: Over-Budget

District: Bakersfield

Project Manager: Ron Gibbs

PID: 00020096

Project Description: 8" PVC on Belle Terrace

Original GRC budget: \$565,144.98

Revised internal budget: \$955,984.88

Original GRC in-service date: 4/18/16

Revised in-service date: 5/2/2016

Original start date: 3/7/2016

Revised start date:

Original GRC completion year: 2016

Revised completion year: 2016

Explain why the costs for this project exceeded the approved GRC budget:

Additional paving per Kern County due to the cracking/ poor condition of the existing asphalt. Also, we had a gas line that required additional potholing away from the original trench line which required paving and ag base. Upon review of the Work Order Charges Report, West Valley was \$169,513.00 over the estimated amount.

- I estimated the asphalt at 53,500 SI and the actual was 97,213 SI. The difference of 43,713 SI or \$ 74,312.
- I estimated the Base Rock at 157,500 SI and the actual was 280,971 SI. The difference of 123,471 or \$27,163.
- I missed the service reconnection in the estimate \$29,538, this estimate was early in my MRP estimating experience.
- Also, I failed to capture traffic control costs in the estimate which came to a total of \$72,587.00 for a total \$242,100.00 of the overage.

The remaining overage difference of \$148,739.9 would account for overhead charges and all CWS field and engineering labor.

Explain major permitting issues encountered on this project:

No permitting issues.

Explain major changes in the scope of the project:

- Extra paving due to poor condition of existing street.
- Traffic Control cost not in estimate.
- Service reconnects not in estimate.

2018 GRC Additional Project Justification: Over-Budget

District: Bakersfield

Project Manager: Pat Briley

PID: 00020387

Project Description: Replace Panelboard at Station 186

Original GRC budget: \$102,908 **Revised internal budget:** \$198,379

Original GRC in-service date: 12/31/2012 **Revised in-service date:** 10/2/2017

Original start date: 1/2/2012 **Revised start date:** 6/20/2016

Original GRC completion year: 2012 **Revised completion year:** 2017

Explain why the costs for this project exceeded the approved GRC budget:

The project went over the budget because it was underestimated. The project estimate for the equipment and contract installation totaled to \$99K, about \$23K over the estimated cost. The actual labor cost totaled to \$27K, about \$14K over the estimated cost. And finally, the Cal Water accounting cost (capitalized interest, construction overhead, and taxes and insurance) were not accounted for.

Charges	Revised Internal Budget	Original Estimate
Labor	\$13K	\$27K
Equipment & Installation	\$99K	\$76K
Cap Int.	\$6K	N/A
Constr. Overhead	\$27	N/A
Taxes & Insurance	\$27K	N/A
Other Accounting Cost	\$24K	N/A
Total	\$198K	\$103K

Explain major permitting issues encountered on this project:

There were no major issues with permitting.

Explain major changes in the scope of the project:

There were no change is scope.

2015 GRC Deferred Project Justification Form

District: Bakersfield

PID: 00064496

Project Description: Replace V207007 Maintenance Superintendent

Original GRC budget (\$): \$41,600

Original budget year: 2015

Funding Source (Specific/Non-Specific): Specific

Revised internal budget (if applicable):

In what stage of completion was the project when the settlement agreement was filed with the CPUC (September 2, 2016)?

The replacement vehicle was ordered early in 2016 and by September 2, 2016 it was almost ready to be delivered.

Why there was a need to proceed with the project as opposed to deferring the project to a subsequent GRC application?

The vehicle had over 120,000 miles by the time the vehicle was delivered mid-September 2016. The next GRC application would have taken the vehicle over 150,000 miles.

2018 GRC Additional Project Justification: Over-Budget

District: Bakersfield

Project Manager: Mary Kean

PID: 00076093

Project Description: Install 16” DI Main in Wible Rd.

Original GRC budget: \$1,296,000

Revised internal budget: \$2,088,280

Original GRC in-service date: 12/31/2014

Revised in-service date: 7/1/2016

Original start date: 1/1/2014

Revised start date: 1/1/2014

Original GRC completion year: 2014

Revised completion year: 2016

Explain why the costs for this project exceeded the approved GRC budget:

The project was over budget because direct costs (i.e. construction, permitting, and labor charges) were increased from \$1.05 million to \$1.80 million due to:

- 1) Increased construction costs due to increased material costs for pipeline, traffic control, and canal crossing costs.
- 2) Additional labor and other costs (permitting and survey) due to out of scope items.

Bids from 5 piping contractors were solicited. The pipeline construction agreement was awarded to the lowest bidder.

Total Project Costs:

	Actual	Justification
LABOR+PAYTAX	\$182,508	\$85,882
CONTRACT+OTHER	\$1,615,179	\$962,056
Subtotal	\$1,797,687	\$1,047,938
CONSTOH	\$267,278	\$209,600
Subtotal	\$2,064,965	\$1,257,538
CAPINT	\$23,315	\$37,700
Total	\$2,088,280	\$1,296,000

Cal Water had discussions with the city of Bakersfield, the oil pipeline owners, and Cal Water Bakersfield District Staff to identify alternative routes and options (i.e. open trench vs. jack and bore beneath the utilities) to cross the oil pipelines in the areas with the least impact. In addition, four alternatives for crossing the canal were reviewed (two underground options and two above ground options). The selected alternative was the lowest cost alternative that would be approved by the city, canal owner, and the California Department of Fish and Wildlife (Fish and Wildlife).

Explain major permitting issues encountered on this project:

Project delayed due to difficulty of identifying & contacting city, utilities, canal owner. In addition, a 3 year paving moratorium existed for the site due to recent paving of the area. Project location is through heavily trafficked area with many utilities. In addition, additional time was needed to negotiate with the canal owner and Fish and Wildlife for approval for the canal crossing alternative and to negotiate an easement for the canal crossing.

Resurvey was needed because of paving moratorium prevented pot holing to identify utilities. In addition, initial maps received from utility did not match utility pavement markings in critical areas due to incorrect maps received and undergrounding/moving of utilities & road widening in part of area. An abandoned and an active high pressure oil pipelines were identified by Cal Water by reviewing other utility maps. However, these two oil lines were not marked by USA and pot holing could not be completed because of the paving moratorium. Additional time was needed to find the owner of the pipelines and to identify their location and depth.

Additional time was incurred to negotiate with canal owner, city, and utilities to determine optimum location of oil & gas pipelines and to identify most economical and cost effective solution that the city and canal owner would approve for crossing the canal and construction along pipeline. Fish and Wildlife approval was not expected to be needed because of lack of vegetation in the area. However, upon contacting Fish and Wildlife, they required review and approval of the canal crossing even if the canal crossing was above ground. A species of concern (California Kit Foxes) was identified to possibly be in area which resulted in the requirement for review and approval of biological monitoring plan and biological monitoring during project.

Explain major changes in the scope of the project:

The project was over budget because direct costs (Construction, permitting, and labor charges) were increased from \$1.05 million to \$1.80 million due to:

- 1) Increased construction costs for pipeline due to increased costs for pipeline, traffic control, and canal crossing costs. This was due to:
 - a. Construction of pipeline underneath Panama-Wible Intersection (Jack and Bore) over 20 feet deep due to oil pipelines which were not originally identified to be present in the area. Unusually sandy soils in the area which substantially increased shoring costs for the bore and receiving pit.
 - b. Substantially increased costs for pavement replacement due to majority of pipeline needing to be located in the street instead of the soil as was originally expected due to large number of utility crossings and additional paving costs due to city paving moratorium requirements.
 - c. Increased costs canal crossing due to higher than anticipated bids for CL&C, sandy soils, and additional requirements needed to deal with canal owner & Fish and Wildlife requirements.
- 2) Additional labor and other costs (permitting and survey) due to identifying & contacting city, utilities (including un-identified oil pipeline in area), canal owner & obtaining permitting from the canal owner and Fish and Wildlife and requirements to obtain easement from Canal Owner. Fish and Wildlife permit was required due to species of concern (San Joaquin Kit Fox) habitat in pipeline area.

2018 GRC Additional Project Justification: Advice Letter Extension Request

District: Bakersfield

Project Manager: Gary Witcher

PID: 00076395

Project Description: NWBWTP - Plate Settlers

Original GRC budget: \$2,852,112.00

Revised internal budget: \$5,530,527.50

Original GRC in-service date: June 2016

Revised in-service date: June 2016

Original start date:

Revised start date:

Original GRC completion year:

Revised completion year:

Explain why the costs for this project exceeded the approved GRC budget:

Original GRC budget is for Cal Water rate base only. The amount spent (\$5,530,527.50) represents the total expenditures for the entire project. Of this amount, 50% is the responsibility of the City of Bakersfield who is a 50% partner in the plant. Cal Water bears the cost up front but will be reimbursed by the City through water purchases for their share of the project.

Explain major permitting issues encountered on this project:

None

Explain major changes in the scope of the project:

None



CALIFORNIA WATER SERVICE

Bakersfield District 3725 South H Street
Bakersfield, CA 93304 *Tel:* (661) 837-7200

To Whom It May Concern:

The Northwest Bakersfield Water Treatment Plant implemented an upgrade of the treatment process beginning in August 2015. The project lasted roughly nine months and consisted of constructing a new pretreatment facility that includes improved rapid mixing of the coagulant, two stage flocculation, and a high rate sedimentation system using plate settlers. The upgraded facility began producing water in May 2016. A performance test was conducted beginning July 5 and lasting until August 7. The goal was to test the upgraded facility at maximum capacity (8 MGD) for a 30 day period. The test was successful with the only flow disruption being the result of a source water supply issue. During the test, the plant produced nearly 265,000,000 gallons which equates to 7.8 MGD. This included a record monthly production at that time of nearly 235,000,000 gallons or 7.6 MGD (July 2016). Following the test, the flow was decreased to roughly 80% capacity in order to conserve supply in the event of another dry year in 2017. The plant also possess a theoretical short-term peaking capacity in excess of 10 MGD. The extent of this capability has not been fully tested as of yet.

As water became available in 2017, the plant began operating at maximum capacity in May and for the most part, did not deviate from this flow until late October. The only deviations were due to source water quality issues. At the end of October, flow was decreased due to diminishing customer demands. During this time, records were set for monthly production (241,500,000 gallons or 7.8 MGD – August 2017) as well as experiencing consecutive months of over 200,000,000 gallons of total production (5). An annual production record was also realized (1.906 billion gallons or 5.2 MGD) despite the plant being offline for all of January (canal maintenance and heavy rainfall) and most of December (construction). The plant showed no signs of fatigue or not being able to handle the production quantities at any time in 2017.

Production rates are expected to decline in 2018 due to the need to test and operate several newly constructed TCP treatment facilities around the area. These facilities need to be operated more aggressively in 2018 due to warranty and sampling requirements. It is expected that the Northwest WTP will resume normal operations in 2019 with annual production goals exceeding 2.1 billion gallons. This equates to 6,444 Acre Feet. Annual production levels can go as high as 6,700 Acre Feet or as low as 5,500 Acre Feet. Variations in annual production are caused by factors such as rainfall, source water quality issues, customer demand habits, distribution system constraints, and



CALIFORNIA WATER SERVICE

unforeseen maintenance factors. At the present time, system constrains and demand habits have a significant impact on production. History suggests that the plant can only operate at maximum capacity for up to six months per year (May – October).

Production during the remaining months is negatively affected by these two parameters.

Gary Witcher Jr
Manager of Water Treatment
California Water Service



2018 GRC Additional Project Justification: Over-Budget

District: Bakersfield

Project Manager: Kam Insixiengmay

PID: 00098047

Project Description: Replace Existing Aux Engine at Sta. 156 with Portable & ATS

Original GRC budget: \$100,000

Revised internal budget: \$150,000

Original GRC in-service date: 12/31/2018

Revised in-service date: 12/31/2018

Original start date: 1/1/2018

Revised start date: 5/1/2018

Original GRC completion year: 2018

Revised completion year: 2018

Explain why the costs for this project exceeded the approved GRC budget:

The original cost of \$100,000 will not be enough to cover the purchase of the mobile generator and the ATS. The anticipated final cost will be closer to \$150,000. The expected final cost is based on a previous purchase of a generator and installation of an automatic transfer switch. The total equipment cost will be \$115K (see attached quotes). The remaining estimated cost of \$35K will be for engineering labor for design and project management, as well as field labor, and all associated overhead and capitalized interest.

Explain major permitting issues encountered on this project:

No permitting issues.

Explain major changes in the scope of the project:

No change to scope.

FOR ALL CARRYOVER PROJECTS ANSWER THE FOLLOWING QUESTIONS

Explain major changes in the schedule of the project and why the project was not completed in the original year that was approved by the CPUC:

This is not scheduled to complete until 2018.

Explain why the new schedule for the project is needed:

The schedule is the same.

What other alternatives did Cal Water consider for this carryover project?

To do nothing by leaving the old system intact.

What happens if Cal Water cancels this project now?

There will be no reliable back up power at the station in the event of an extended power outage.



October 9, 2014

Canzam Electric, Inc.
184A Morris Lane
Campbell, CA 95008-5408
License C-10 594761

California Water Service Co.
Attn: Kam Insixiengmay
Proposal: CAL1-10/14
Canzam Job #13049
Jobsite: South San Francisco Booster Station 5

Scope: Supply labor and materials to modify Transfer Switch Installation for Project #97705:

- Job site preparation, layout project, and deliver Transfer Switch to job site
- Core block building 4" and drill MSB for installation of new 3 1/2" conduit stub
- Install new J box adjacent to existing box
- Install 3 1/2" conduit from J box thru wall to existing switch board
- Modify existing switch board (MSB) to separate bus from 400 ampere main circuit breaker
- Remove existing conductors to Transfer Switch from MSB, generator, and Load
- Remove Transfer Switch
- Install new Transfer Switch and extend existing conduits
- Install 3" EMT from Transfer Switch to new J box
- Redirect 2" EMT conduit from load panel board MP to new J box
- Install 1" EMT from Transfer Switch to Scada cabinet
- Install conductors (600kcmil) for new 400 amp feed from MSB to Transfer Switch
- Install conductors (600kcmil) for 400 load connections from Transfer Switch to MSB bus
- Reterminate Emergency connections from Generator to Transfer Switch
- Install new 200 amp (3-4/0THHN) feed from MSB 200 amp breaker to Load switch board (no Neutral conductor)
- Wire status of Transfer Switch to Scada cabinet using Belden 9841 or equal
- Electrician to be on site for Startup and testing of Transfer Switch

Labor:	\$ 5,205.00
<u>Materials:</u>	<u>\$ 4,482.11</u>
TOTAL:	\$ 9,687.11

Notes: Standard additional insured included in proposal
Permit, engineering, and drawings not included
Drawings by Cal Water
No neutral conductor to be installed from Transfer Switch to Panel board MP
All work to be done during normal working hours, Monday – Friday
This proposal is effective for 30 days following the creation date noted above

Yours Sincerely,

Colin Jaques
President



QUOTATION

August 19, 2016

Quote# R6444150081916

California Water Service Co.
1720 North First Street
San Jose, CA 95112

Attn: Kam Insixiengmay

Cummins Pacific. is pleased to offer the following quotation for your consideration.

A. One (1) New Model Cummins C150D2RE diesel driven generator sets standby rated 150 KW, 188 KVA, 277/480, 120/208, 139/240 3 phase, 120/240 single phase, 60 Hz, 1800 RPM per the attached specification sheet.

- Tier 4 Final Cummins QSB7 engine
- Multi voltage selector switch
- Cam Lok connection panel
- 2 x 20 amp duplex receptacles
- 3 x 50 amp, 240vac twist lock receptacles
- Unit mounted 120 degree F operating capability
- Cummins Power Command 3.3 Control
- Block heater
- Battery charger
- Air cleaner with restriction indicator
- Low coolant level shutdown
- Initial fill of oil and coolant
- Main Line circuit breaker
- Battery rack and cables
- Sound attenuated enclosure rated 73 dba @ 23 feet
- Auto start
- 255 gallon fuel tank built to UL 142 standards
- Tandem axel trailer with electric brakes, stabilizer jacks, and storage box.
- 5 year, 5,000 hour warranty

Price for one new model C150D2RE T4 Final generator set \$ 91,000.00

Price for startup, 2 hour resistive load bank test and 4 hour training session..... \$ 2,800

Plus applicable sales tax.

Delivery to site included.

Lead time: 10-12 weeks (subject to change)

Exceptions/clarifications: This quote is based on specifications for Section 16 Mobile Power Systems with the following exceptions.

Cummins Pacific, LLC
14775 Wicks Blvd
San Leandro, California 94577
Tel: 510-351-6101
Web: www.CumminsPacific.com
Facebook.com/CumminsPacific
Twitter.com/CumminsPacific

Service Centers

Arcata	707 822 7390
Sacramento	916 371 0630
Fresno	559 274 4400
Ventura	800 881 1159
Inland Empire	800 653 4373
San Diego	800 993 4373

Redding	530 244 6898
Bay Area	510 351 6101
Bakersfield	661 325 9404
Los Angeles	866 934 4373
Orange County	800 746 5757
Hawaii	808 682 8110

Cummins Inc.

4601 East Brundage Ln.
Bakersfield, California, 93307

Project: CWS - Salinas Station 30 **Quotation No:** 15235

California Water Service Company (San Jose) Main: 408-367-8200
1720 North First Street
San Jose, California, 95112

Gurkiran Kaur,

We are please to provide the following proposal.

Item	Notes	ID	Description	Qty	Unit Price	Ext Price
1	a		Transfer Switch-Power Command: 225A	1	\$4,524.00	\$4,524.00
		OTPC225	Transfer Switch-Onan,PwrCmd,225 Amp			
		A028-7	Poles-3			
		A035-7	Application-Utility To Genset			
		A046-7	Listing-UL 1008/CSA Certification			
		A044-7	Frequency-60 Hertz			
		A042-7	System-3 Phase,3 Wire Or 4 Wire			
		R026-7	Voltage-480 Vac			
		B004-7	Construction - Open			
		C024-7	Control-Transfer Switch,Level 2			
		M022-7	Monitoring-Load			
		M018-7	Display-Digital			
		M031-7	Interface-Communications Network,FTT-10			
		KB59-7	Battery Charger-15 Ampere, 12 Volt, 50/60 Hertz			
		G013-7	Transfer Switch Warranty - Yr 0-5: Comprehensive, Yr 6-10: Main Contacts Only			
		CP01-7	Common Parts Listing			
		SPEC-A	Product Revision - A			
2	-	AC349JT6	Group 31 Battery	2	\$105.50	\$211.00
3	-	FR579JT18	2016 Freight Delivery	1	\$550.00	\$550.00
4	e		Start & Test	1	\$5,536.00	\$5,536.00
			100 DSGAA:Install Batteries (grp 31 down), Start & Test, 2 Hour	1		
			Load Bank Test, Fuel Tank Test			
			OTPC225:Network Modlon (ATS Portion)	1		
Grand Total:					\$10,821.00	
Total Does Not Include Sales Tax						

2018 GRC Additional Project Justification: Behind Schedule - Advice Letter Extension Request

District: Bakersfield 101

Project Manager: Jose Ventura

PID: 00098348

Project Description: New BKNG West Well

Original GRC budget: \$2,013,583

Revised internal budget: \$2,013,583

Original GRC in-service date: 12/31/2018

Revised in-service date: 11/29/2019

Original start date: 01/01/2017

Revised start date: 10/15/2018

Original GRC completion year: 2018

Revised completion year: 2019

Explain why the costs for this project exceeded the approved GRC budget:

N/A

Explain major permitting issues encountered on this project:

N/A

Explain major changes in the scope of the project:

N/A

FOR ALL CARRYOVER PROJECTS ANSWER THE FOLLOWING QUESTIONS

Explain major changes in the schedule of the project and why the project was not completed in the original year that was approved by the CPUC:

Project has been delayed due to the unavailability of suitable property. Currently owned properties were initially explored but deemed unsuitable so new property purchase is currently underway to provide a site for this new well project.

Explain why the new schedule for the project is needed:

Schedule needs to be pushed out until a property is purchased (currently underway but difficult to set a completion date).

What other alternatives did Cal Water consider for this carryover project?

Currently-owned properties were first explored (such that the schedule would not have been affected) but deemed unsuitable due to water quality concerns and/or respective locations. For the project itself, alternative sources of water have been considered such as purchased water, treating surface water and/or storage tanks – all of which were a larger economic burden, unfeasible or only mitigated parts of the problem.

What happens if Cal Water cancels this project now?

The supply/pressure deficit remains, water supplies will continually have to be perused.

2015 GRC Deferred Project Justification Form

District: Bakersfield

PID: 00098674

Project Description: Replace 5 RTUs 2016

Original GRC budget (\$): \$142,477.93

Original budget year:

Funding Source (Specific/Non-Specific):

Revised internal budget (if applicable): \$79,539.00

In what stage of completion was the project when the settlement agreement was filed with the CPUC (September 2, 2016)?

Project was started 2/1/2016. Materials were ordered and fabrication contracts signed.

Why there was a need to proceed with the project as opposed to deferring the project to a subsequent GRC application?

Targeted RTUs were obsolete and not compatible with new SCADA Radios. New RTUs were needed to maintain district SCADA functionality. Project was completed in a lower cost method by upgrading the processors and re-wiring using existing panels in field.

2018 GRC Additional Project Justification: Over-Budget

District: Bakersfield

Project Manager: Mary Fletcher

PID: 00099019

Project Description: Flat rate to meter conversions

Original GRC budget: \$929,833.10

Revised internal budget: \$2,039,986.79

Original GRC in-service date: 11/30/2015

Revised in-service date: 11/30/2015

Original start date: 1/1/2016

Revised start date: 1/1/2016

Original GRC completion year: 6/30/2016

Revised completion year: 3/25/2016

Explain why the costs for this project exceeded the approved GRC budget:

This project was accelerated due to drought constraints and the need to implement conservation immediately in Bakersfield. Overage was due to hiring a third party contractor and working overtime to convert these F/R to meters.

Explain major permitting issues encountered on this project:

None

Explain major changes in the scope of the project:

The original plan was to use Cal Water crews to complete these conversions on regular time. However, this plan changed to working overtime and using a third party contractor due to accelerated time schedule.

2018 GRC Additional Project Justification: Over-Budget

District: Bakersfield

Project Manager: Mary Fletcher

PID: 00099021

Project Description: Flat rate to meter conversions

Original GRC budget: \$929,866.00

Revised internal budget: \$1,976,018

Original GRC in-service date: 12/31/2016

Revised in-service date: 6/9/2016

Original start date: 7/1/2016

Revised start date: 7/1/2016

Original GRC completion year: 2016

Revised completion year: 8/26/2016

Explain why the costs for this project exceeded the approved GRC budget:

This project was accelerated due to drought constraints and the need to implement conservation in Bakersfield immediately. Overage was due to hiring a third party contractor and working overtime to convert these F/R to metes. This funding project was designated as an Advice Letter project in the 2012 GRC Settlement.

Explain major permitting issues encountered on this project:

None

Explain major changes in the scope of the project:

The original plan was to use Cal Water crews to complete these conversions on regular time. However, this plan changed to working overtime and using a third party contractor due to accelerated time schedule.

2018 GRC Additional Project Justification: Over-Budget

District: Bakersfield

Project Manager: Carl Chan

PID: 00099110

Project Description: 2016 Vehicle Replacement Program

Original GRC budget: \$339,814.15

Revised internal budget: \$879,840.00

Original GRC in-service date: 12/31/2016

Revised in-service date: 12/31/2016

Original start date: 1/1/2016

Revised start date: 1/1/2016

Original GRC completion year: 2016

Revised completion year: 2018

Explain why the costs for this project exceeded the approved GRC budget:

The original budgeted amount while forecasting for replacements was \$924,382. Settlement with the PUC was announced until mid-2016 and vehicles were already being purchased based on the replacement cycle.

Explain major permitting issues encountered on this project:

None

Explain major changes in the scope of the project:

None

FOR ALL CARRYOVER PROJECTS ANSWER THE FOLLOWING QUESTIONS

Explain major changes in the schedule of the project and why the project was not completed in the original year that was approved by the CPUC:

In 2016, Cal Water was using GE as its fleet management company but GE was then acquired by Element. During the transition from GE to Element, Element's service was in major disarray and invoices for vehicle purchases were not being sent on time. By not receiving invoices on time, we were not able to complete the project. Ultimately all invoices were received.

Explain why the new schedule for the project is needed:

Invoices were not being sent from vendor on time.

What other alternatives did Cal Water consider for this carryover project?

None

What happens if Cal Water cancels this project now?

All vehicles purchased and was only waiting for invoicing.

2018 GRC Additional Project Justification: Over-Budget

District: Bakersfield

Project Manager: Kam Insixiengmay

PID: 00099127

Project Description: Capacitor Replacement

Original GRC budget: \$115,913

Revised internal budget: \$180,000

Original GRC in-service date: 12/31/2017

Revised in-service date: 8/31/2017

Original start date: 4/1/2017

Revised start date: 6/1/2017

Original GRC completion year: 2017

Revised completion year: 2017

Explain why the costs for this project exceeded the approved GRC budget:

The original quote that was requested was from the vendor was \$70K and was only a ball park figure from 3 years prior to when the estimate was created. It was used to justify the estimate but was not adjusted for inflation nor was there any contingency added to the final estimate. The true cost of the unit and to install is \$130K. This product was sole sourced because there was only one vendor and distributor for the equipment.

Explain major permitting issues encountered on this project:

No major permitting issue.

Explain major changes in the scope of the project:

No major change.

FOR ALL CARRYOVER PROJECTS ANSWER THE FOLLOWING QUESTIONS

Explain major changes in the schedule of the project and why the project was not completed in the original year that was approved by the CPUC:

No major changes.

Explain why the new schedule for the project is needed:

No new schedule.

What other alternatives did Cal Water consider for this carryover project?

Leave the capacitor as is.

What happens if Cal Water cancels this project now?

Project is complete.

2015 GRC Deferred Project Justification Form

District: Bakersfield

PID: 00099274

Project Description: BK-129 Building and Panelboard Replacement

Original GRC budget (\$): \$331,139.46

Original budget year: 2017

Funding Source (Specific/Non-Specific): Specific

Revised internal budget (if applicable): \$358,700.00

In what stage of completion was the project when the settlement agreement was filed with the CPUC (September 2, 2016)?

It was in the design phase.

Why there was a need to proceed with the project as opposed to deferring the project to a subsequent GRC application?

The Bakersfield District proposed four Building and Panelboard Replacement projects in the 2015 GRC. Due to the volume of projects proposed, Cal Water staff began working on the 2017 projects prior to the Settlement date to help expedite project schedules. The ORA approved two of Bakersfield's Building and Panelboard Replacement projects (BK-45 & BK-89) with the 2015 Settlement Agreement. Due to the progress made on the BK-129 Building and Panelboard Replacement project prior to the settlement, it was determined to be more cost effective to defer BK-89 to the 2018 GRC filing and proceed with BK-129. Funds were transferred from BK-89 (PID 98444) to BK-129 (PID 99274) and BK-89 was canceled. The BK-89 Building and Panelboard Replacement project has been reintroduced into the 2018 GRC application.

2015 GRC Deferred Project Justification Form

District: Bakersfield

PID: 00099407

Project Description: Replace V204044

Original GRC budget (\$): \$169,360.84

Original budget year: 2015

Funding Source (Specific/Non-Specific): Specific

Revised internal budget (if applicable):

In what stage of completion was the project when the settlement agreement was filed with the CPUC (September 2, 2016)?

The replacement vehicle was ordered early in 2016.

Why there was a need to proceed with the project as opposed to deferring the project to a subsequent GRC application?

The vehicle being replaced had large repairs and continuing to drive this truck would incur continuous repair bills and reduce efficiency due to downtime.

2018 GRC Additional Project Justification: Over-Budget

District: Bakersfield

Project Manager: Gary Witcher

PID: 00099780

Project Description: Replace all filter modules at NW WTP

Original GRC budget: \$347,429

Revised internal budget: \$592,965.42

Original GRC in-service date:

Revised in-service date:

Original start date: 2017

Revised start date:

Original GRC completion year: 2017

Revised completion year:

Explain why the costs for this project exceeded the approved GRC budget:

Original GRC budget is for Cal Water rate base only. The amount spent (\$592,965) represents the total expenditures for the entire project. Of this amount, 50% is the responsibility of the City of Bakersfield who is a 50% partner in the plant. Cal Water bears the cost up front but will be reimbursed by the City through water purchases for their share of the project.

Explain major permitting issues encountered on this project:

None

Explain major changes in the scope of the project:

None

2018 GRC Additional Project Justification: Behind Schedule - Advice Letter Extension Request

District: Bakersfield 101

Project Manager: Jordan Dickson

PID: 00099821

Project Description: New Well BK Low Zone

Original GRC budget: \$1,964,470.56

Revised internal budget: \$1,964,470.56

Original GRC in-service date: 12/31/2017

Revised in-service date: 5/30/2019

Original start date: 1/1/2016

Revised start date: 1/1/2016

Original GRC completion year: 2017

Revised completion year: 2019

Explain why the costs for this project exceeded the approved GRC budget:

N/A

Explain major permitting issues encountered on this project:

Due to the projects size (1.39 acres), a Storm Water Pollution Prevention Plan Waiver had to be filed through the State Water Board. In addition, the City of Bakersfield has asked for further Street Improvement Designs as the project is located within an undeveloped part of town. Lastly, a connection to a storm drain is unavailable near the property requiring engineering/environmental to file a land discharge permit for well development activities.

Explain major changes in the scope of the project:

N/A

FOR ALL CARRYOVER PROJECTS ANSWER THE FOLLOWING QUESTIONS

Explain major changes in the schedule of the project and why the project was not completed in the original year that was approved by the CPUC:

The project was dependent on a land acquisition which closed 12/07/2017.

Explain why the new schedule for the project is needed:

A new schedule is needed for this project to ensure well drilling activities and station construction are performed in a reasonable period of time.

What other alternatives did Cal Water consider for this carryover project?

Pursuing an alternative property was considered due to the extent of negotiations required with the current property owner. An alternative property was ruled out due to water quality concerns identified in Ken Schmit's well siting study as well as area supply needs.

What happens if Cal Water cancels this project now?

The Bakersfield Low Zone currently experiences supply/pressure deficiencies. Canceling a new well (source) project will exacerbate these issues.

2018 GRC Additional Project Justification: Over-Budget

District: Bakersfield

Project Manager: Mary Fletcher

PID: 00102082

Project Description: Flat rate to meter conversions

Original GRC budget: \$930,000.00

Revised internal budget: \$1,564,481.77

Original GRC in-service date: 6/30/2016

Revised in-service date: 6/26/2016

Original start date: 7/1/2016

Revised start date: 1/1/2016

Original GRC completion year: 6/30/2016

Revised completion year: 11/25/2015

Explain why the costs for this project exceeded the approved GRC budget:

This project was accelerated due to drought constraints and a need to implement conservation immediately in the Bakersfield district. Overage was due to hiring a third party contractor and working overtime to convert these F/R to metes.

Explain major permitting issues encountered on this project:

None.

Explain major changes in the scope of the project:

The original plan was to use Cal Water crews to complete these conversions on regular time. However, this plan changed to working overtime and using a third party contractor due to accelerated time schedule.

2018 GRC Additional Project Justification: Over-Budget

District: Bakersfield

Project Manager: Mary Fletcher

PID: 00102083

Project Description: Flat rate to meter conversions

Original GRC budget: \$930,000.00

Revised internal budget: \$1,564,481.77

Original GRC in-service date: 6/30/2016

Revised in-service date: 6/26/2016

Original start date: 7/1/2016

Revised start date: 1/1/2016

Original GRC completion year: 6/30/2016

Revised completion year: 11/25/2015

Explain why the costs for this project exceeded the approved GRC budget:

This project was accelerated due to drought constraints and the need to immediately begin conservation in Bakersfield. Overage was due to hiring a third party contractor and working overtime to convert these F/R to metes. This funding project was designated as an Advice Letter project in the 2012 GRC Settlement.

Explain major permitting issues encountered on this project:

None.

Explain major changes in the scope of the project:

The original plan was to use Cal Water crews to complete these conversions on regular time. However, this plan changed to working overtime and using a third party contractor due to accelerated time schedule.

ATTACHMENT D

**DETAIL OF ADVANCED CAPITAL BUDGET PROJECTS LESS
THAN \$100K**

**Advanced Capital Budget (ACB) Projects
with Direct Costs less than \$100,000**

Refer to Attachment A, RO Plant Table 1, for total project costs.

District	Project Number	Long Description	Details
Bakersfield	00114159	Station re-build: install sidewalk, retaining wall, and drain.	Installing sidewalk and retaining wall will ensure students of nearby Compton Jr. High and Harding Elementary are able to safely pass by regardless of weather conditions. In addition, renovations will allow public right of way to comply with ADA regulations.
Bakersfield	00114818	Overflow airgap retrofit	Needed to comply with DDW and water quality requirements. Refer to CWS tank maintenance program for justification
Bakersfield	00114819	Overflow airgap retrofit & replace interior ladder	Meet DDW water quality requirements and improve safety of tank. Refer to CWS tank maintenance program for justification
Bakersfield	00114862	CP upgrades on 087-T1&T2, 100-T5 and 147-T4.	Existing CP system has reached its original design life and needs to be upgraded to protect the steel tank structure. Refer to CWS CP upgrade program justification
Bakersfield	00114870	Cathodic protection (CP) system upgrade	Existing CP system has reached its original design life and needs to be upgraded to protect the steel tank structure. Refer to CWS CP upgrade program for justification
Bakersfield	00114874	Cathodic protection (CP) system upgrades at 023-T2, 188-T2, 194-T1, 196-T1 & 210-T1.	Existing CP system have reached their original design life and need to be upgraded to protect the steel tank structure. Refer to CWS CP upgrade program for justification
Bakersfield	00114875	BK Station 140 Well 1, 150 Hp -replace pump and motor .	Refer to CWS Pumping Equipment Replacement program justification.
Bakersfield	00114947	Routinely replace existing chlorine pumps that have worn out and are over 3 years old.	Chlorine pumps have a useful life of approximately 3-4 years and should be routinely replaced to minimize risk of potential failure.
Bakersfield	00114986	Routinely replace existing chlorine pumps that have worn out and are over 3 years old.	Chlorine pumps have a useful life of approximately 3-4 years and should be routinely replaced to minimize risk of potential failure.
Bakersfield	00114987	Routinely replace existing chlorine pumps that have worn out and are over 3 years old.	Chlorine pumps have a useful life of approximately 3-4 years and should be routinely replaced to minimize risk of potential failure.
Bakersfield	00114995	Routinely replace 5 Chlorine Storage Tanks and Secondary Containment Pallets	Sodium hypochlorite tanks have a life expectancy of approximately 5-7 years and should be routinely replaced to ensure reliability and minimize the risk of potential failure.

**Advanced Capital Budget (ACB) Projects
with Direct Costs less than \$100,000**

District	Project Number	Long Description	Details
Bakersfield	00115063	Tank overflow airgap retrofit	Needed to comply with DDW and water quality requirements. Refer to CWS Tank Maintenance Program justification
Bakersfield	00115096	Routinely replace 5 Chlorine Storage Tanks and Secondary Containment Pallets	Sodium hypochlorite tanks have a life expectancy of approximately 5-7 years and should be routinely replaced to ensure reliability and minimize the risk of potential failure.
Bakersfield	00115097	Routinely replace 5 Chlorine Storage Tanks and Secondary Containment Pallets	Sodium hypochlorite tanks have a life expectancy of approximately 5-7 years and should be routinely replaced to ensure reliability and minimize the risk of potential failure.
Bakersfield	00115307	BK Station 5 Well 5, 100 Hp -replace pump and motor .	Refer to CWS Pumping Equipment Replacement program justification.
Bakersfield	00115322	BK Station 36 Well 2, 100 Hp -replace pump and motor .	Refer to CWS Pumping Equipment Replacement program justification.
Bakersfield	00115332	BK Station 79 Well 1, 100 Hp -replace pump and motor .	Refer to CWS Pumping Equipment Replacement program justification.
Bakersfield	00115338	BK Station 87 Booster B, 40 Hp -replace pump and motor .	Refer to CWS Pumping Equipment Replacement program justification.
Bakersfield	00115342	BK Station 208 Booter A, 125 Hp -replace pump and motor .	Refer to CWS Pumping Equipment Replacement program justification.
Bakersfield	00115417	BK Station 216 Booter D, 200 Hp -replace pump and motor .	Refer to CWS Pumping Equipment Replacement program justification.
Bakersfield	00115608	Seismic retrofit all tank inlet/outlet pipe connections, overflow airgap basic	Improve the condition of the existing inlet/outlet piping to withstand seismic activity. Refer to CWS tank maintenance program for justification
Bakersfield	00115705	Equipment to retrofit construction meters with reduced pressure assembly (backflow prevention) for water quality protection.	Protection of water quality when using construction/hydrant meters for water supply through the retrofit of construction meters with reduced pressure assembly (backflow prevention).
Bakersfield	00115708	2019 Field Equipment Project , replace equipment which is no longer reliable, no replacement parts are available and equipment is unrepairable. Equipment to be repalced includes , 2-line locators, 6-stick locators, 1- leak detector, hand tools crew trucks	2019 Field Equipment Project, replace equipment that is no longer reliable, no replacement parts are available and equipment is unrepairable. Equipment to be repalced includes 2-line locators,6-stick locators,1-leak detector,hand tools for crew trucks, tools for maint dept and 1- Trimble GPS unit.

**Advanced Capital Budget (ACB) Projects
with Direct Costs less than \$100,000**

District	Project Number	Long Description	Details
Bakersfield	00115714	Replace SCADA monitors in operations building.	The existing monitors have been in service for over 10 years. The monitors operate 24 hours a day and must remain reliable in order to provide operations personnel with accurate information on the distribution system.
Bakersfield	00115727	Remove lip from roof to improve drainage.	Improve roof drainage to prevent coating/metal substrate deteriorationRefer to CWS tank maintenance program for justification
Bakersfield	00115730	2020Field Equipment Project , replace equipment which is no longer reliable, no repalcement parts are available and equipment is unrepairable. Equipment to be repalced includes , 2-line locators, 6-stick locators, 1- leak detector, hand tools crew trucks,	2020 Field Equipment Project, repalce equipment that is no longer reliable, no replacement parts are available and equipment is unrepairable. Equipment to be repalced includes 2-line locators,6-stick locators,1-leak detector,hand tools for crew trucks, tools for maint dept and 1- Trimble GPS unit.
Bakersfield	00115732	Overflow airgap retrofit (moderate)	Needed to comply with DDW and water quality requirements.Refer to CWS tank maintenance program for justification
Bakersfield	00115735	2019 - Additional tools and equipment for pump operators and sampling staff.	Aging equipment as well as additional pump operators require new equipment to successfully carry out their daily routes. New equipment will ensure employees are able to safety and effectively maintain system operations.
Bakersfield	00115761	2020 - Additional tools and equipment for pump operators and sampling staff.	Aging equipment as well as additional pump operators require new equipment to successfully carry out their daily routes. New equipment will ensure employees are able to safety and effectively maintain system operations.
Bakersfield	00115770	2021 - Additional tools and equipment for pump operators and sampling staff.	Aging equipment as well as additional pump operators require new equipment to successfully carry out their daily routes. New equipment will ensure employees are able to safety and effectively maintain system operations.
Bakersfield	00115896	Overhaul of Control Valves in the Bakersfield District - 2019	It is necessary to disassemble and replace internal and external parts of control valves regularly to prevent them from failing. This restores them to a "like new" condition and improves reliability of system operation.

**Advanced Capital Budget (ACB) Projects
with Direct Costs less than \$100,000**

District	Project Number	Long Description	Details
Bakersfield	00115902	Overhaul of Control Valves in the Bakersfield District - 2020	It is necessary to disassemble and replace internal and external parts of control valves regularly to prevent them from failing. This restores them to a "like new" condition and improves reliability of system operation.
Bakersfield	00115978	2021 Field Equipment Project, to replace equipment which is no longer reliable, no replacement parts are available and equipment is unrepairable. Equipment to be replaced includes; 4 trench pumps for crew trucks, 2 jackhammers, 2 rock drills, misc hand tools and power tools for crew trucks and maintenance dept	Funding project for 2021 to replace equipment for the Field Operations / Crew Trucks & Maintenance
Bakersfield	00116009	Seismic retrofit all tank inlet/outlet pipe connections. Overflow airgap retrofit	Needed to comply with DDW and water quality requirements & make seismic improvements to the tank structure. Refer to CWS tank maintenance program for justification
Bakersfield	00116017	Install safety railing and landing on roof. Replace top 8-ft of interior ladder. Block (6) shell vents. Replace roof hatch (24" sq)	Improve safety of tank and access to tank interior/roof. Refer to CWS tank maintenance program for justification
Bakersfield	00116027	Overflow airgap retrofit	Needed to comply with DDW and water quality requirements. Refer to CWS tank maintenance program for justification
Bakersfield	00116032	Install insect screen flange on tank overflow (basic airgap retro)	Needed to comply with DDW and water quality requirements. Refer to CWS tank maintenance program for justification
Bakersfield	00116054	Tank Overflow Retrofit & Airgap modification	Needed to comply with DDW and water quality requirements. Refer to CWS tank maintenance program for justification
Bakersfield	00116163	Overhaul and modify intake and travelling water screen at the NW WTP intake.	See Project Justification book. The Northwest Water Treatment Plant is a joint facility with the City of Bakersfield, so only 50% of costs are included in the proposed revenue requirement.

**Advanced Capital Budget (ACB) Projects
with Direct Costs less than \$100,000**

District	Project Number	Long Description	Details
Bakersfield	00116167	Purchase new vehicle for on call use at the NW WTP. Company policy dictates that a vehicle be provided to plant staff for on-call use. Current vehicle being used is on disposal list.	Purchase new vehicle for on call use at the NW WTP. Company policy dictates that a vehicle be provided to plant staff for on-call use. Current vehicle being used is on disposal list. Cost of this project will be reduced by 50% because the NWWTP is a shared facility with the City of Bakersfield.
Bakersfield	00116168	Install and upgrade security cameras at the NW WTP. Current system will be 10 years old and doesnt cover the entire facility especially with the additions of key equipment.	Install and upgrade security cameras at the NW WTP. Current system will be 10 years old and doesnt cover the entire facility especially with the additions of key equipment.
Bakersfield	00116198	Overhaul of Control Valves in the Bakersfield District - 2021	It is necessary to disassemble and replace internal and external parts of control valves regularly to prevent them from failing. This restores them to a "like new" condition and improves reliability of system operation.
Bakersfield	00116201	Replace (1) pressure reducing CVs at Dalehurst & Country Club and (1) at Osell & Country Club	Programmatic replacement based on condition, performance, and remaining useful life
Bakersfield	00116203	Replace (1) pressure reducing CVs at California & P st and (1) at Bernard & Del Rio	Programmatic replacement based on condition, performance, and remaining useful life
Bakersfield	00116205	Replace (1) pressure reducing CVs at Ethrum & Donald and (1) at Hughes & SPRR Row	Programmatic replacement based on condition, performance, and remaining useful life
Bakersfield	00116231	Replace the potassium permanganate mixing and feed system at the NE WTP	Replace potassium permanganate feed and mixing system at the NE WTP. System will be 15 years old and is prone to plugging and leaks. System is necessary to reduce manganese and color which are secondary MCLs.
Bakersfield	00116321	To install a new overhead projector for the BK Field Operations Center conference room	To purchase new overhead to provide Safety meetings at the field operations center
Bakersfield	00116339	Install a domestic water supply line at the NE Raw Water Pumping Plant. Currently there is no domestic water supply for cleaning, seal lubricant, and fire protection.	Install domestic water supply line at NE WTP raw water pumping plant. Needed for pump seal lubricant which will extend the life of the pump seals and shafts.

**Advanced Capital Budget (ACB) Projects
with Direct Costs less than \$100,000**

District	Project Number	Long Description	Details
Bakersfield	00116385	Replace all electronic level indicators on the bulk chemical storage tanks at the NE WTP.	Replace bulk chemical storage tank level indicators. Current indicators will be 17 years old and are obsolete. Replacement / repair parts are no longer available.
Bakersfield	00116386	Replace three membrane feed pumps at the NW WTP. Pumps will be 13 years old.	See Project Justification book. The Northwest Water Treatment Plant is a joint facility with the City of Bakersfield, so only 50% of costs are included in the proposed revenue requirement.
Bakersfield	00116419	Replace streaming current analyzer at the NE WTP. Current unit was installed in 2003 and works on occasion.	Install streaming current monitor to help optimize the coagulation / sedimentation process
Bakersfield	00116441	To install 3/4" rock at BK Sta's 177-01, 185-01, 187-01 193-01, 202-01	Installing rocks at stations will improve aesthetics for the neighbors, reduce growth of weeds, and address ponding issues, which reduces likelihood of mosquito breeding and also makes it easier to bring in vehicles for maintenance of the equipment.
Bakersfield	00116442	To install 3/4" rock at BK Sta's 086-01, 088-01, 113-01, 149-01, 158-01	Installing rocks at stations will improve aesthetics for the neighbors, reduce growth of weeds, and address ponding issues, which reduces likelihood of mosquito breeding and also makes it easier to bring in vehicles for maintenance of the equipment.
Bakersfield	00116443	To install 3/4" rock at BK Sta's 097-01ABC, 105-01, 107-01, 112-01, 126-01	Installing rocks at stations will improve aesthetics for the neighbors, reduce growth of weeds, and address ponding issues, which reduces likelihood of mosquito breeding and also makes it easier to bring in vehicles for maintenance of the equipment.
Bakersfield	00116631	Replace support bolts for plate settler supports at the NE WTP pretreatment basin.	See Project Justification book

**Advanced Capital Budget (ACB) Projects
with Direct Costs less than \$100,000**

District	Project Number	Long Description	Details
Bakersfield	00116861	To replace the auto gate opener at the BK Field Yard due to normal wear and tear of unit	Due to age and wear and tear of gate opener it needs to be replaced
Bakersfield	00118093	Vehicles for Proposed Complement for year 2019	Should Proposed Complement be adopted by CPUC vehicles will be needed for these positions

ATTACHMENT E

DETAIL OF NON-SPECIFIC CARRYOVER PROJECTS

Non-Specific Carryover Projects

Refer to Attachment A, RO Plant Table 3, for total project costs.

District	Project Number	Long Description	Details
Bakersfield	00043728	Create Sub-zone within 1200 zone	Certain locations within Section 14 is experiencing pressure higher than 80 psi when directly fed by Sta 222 tank (1200 zone). California Plumbing Code requires the residential plumbing to be set at 80 psi. As Cal Water's operational changes created the increase ns pressure, a subzone shall be created to comply with 80 psi limit.
Bakersfield	00103497	New Well Property North Garden #1	Locate and purchase property in the North Garden area to drill a well and increase supply. Engineering and District staff completed an analysis and determined that a new well was the best way to increase supply to meet the new demand. Study was completed with project 103540 to save costs.
Bakersfield	00103540	New Well Property North Garden #2	Locate and purchase a property in the North Garden area to drill a well to increase supply. Engineering and District staff completed an analysis of this area and determined that new wells were the best option to meet the growing demand. Study was completed with project 103497 to save costs.
Bakersfield	00104062	2 PRVS Pacheco and Hughes Ln.	The existing 20 inch DI pipeline on Pacheco Road is an extension of the pressurized 24 inch DI pipeline running parallel on Hughes Lane. There are also two smaller 10 inch and 12 inch pipelines tied to the 20 inch DI, running parallel on Pacheco Road. Currently, there is no way to regulate the pressure distribution from the 24 inch DI pipeline into Pacheco, resulting in frequent pressure fluctuations in smaller pipelines. Work includes cutting into the existing 20-inch pipeline to include flanged PRV's with vault. Propose installing a flow meter on the 20 inch pipe inlet of Pacheco Road at tie-in with 24 inch on Hughes lane.
Bakersfield	00107557	Install Blow-off and Abandon Main	Leak under Golden State Hwy would require bore and case to replace pipeline. Service area is served from elevated tank in region rendering this connection unnecessary to provide fire flow to service area.

Non-Specific Carryover Projects

District	Project Number	Long Description	Details
Bakersfield	00108179	BK-218: NWBWTP Building Improvement	By law (both Federal and CA) employees are entitled to an undisturbed/uninterrupted meal period. Having employees take their lunch in their work area, or in an area where work is performed, could result in their not have an undisturbed/uninterrupted meal period. This would result in our having to compensate them for such missed meal (at the applicable OT rate), and the possibility of a penalty for such missed meal period. Additionally, OSHA Regulations state that every building or usable portion thereof must have two exits to permit prompt evacuation of employees or building occupants during an emergency. Supporting documentation is attached in the User Comments section of the workorder.
Bakersfield	00108699	BK 085-02 Pump Replacement	Pump is noisy and vibrating which indicates that it is failing.
Bakersfield	00109679	Semitropic Viability Analysis	Analysis on the Semitropic Groundwater Banking Program in California's San Joaquin Valley. The concept was to determine if it would be a good option for the California Water Service after considering a variety of operational and hydrologic scenarios. The analysis would take a quantitative look at the opportunities to acquire, convey and store water for use by the California Water Service. This assessment would include an investigation of the availability of new water supplies; evaluate water storage opportunities in Semitropic and the advantages and disadvantages of groundwater storage if the California Water Service was able to secure water north of the Sacramento San Joaquin Delta.
Bakersfield	00110150	BK Customer Center Upgrades	Replace furniture in Customer Center
Bakersfield	00111345	Membrane Feed Pump	Purchase and install a new filter feed pump for the NW WTP in Bakersfield.
Bakersfield	00112561	BK116F Replace motor/pump parts	Pump coupling failed and poor performance, replacing existing motor with new invertor duty moteo for future VFD system.
Bakersfield	00112659	New 10'Butterfly Valve Stat 188	Existing valve is bad
Bakersfield	00113000	Filming Equip For Bk District	TO PURCHASE CAMERA EQUIPMENT FOR BK EVENTS/COMMUNITY SERVICE
Bakersfield	00113064	BK105 Pmp replace	equipment vibrating/noisy
Bakersfield	00113299	Additional Meter Reader Vehicle	new complement was approved for a meter reader so this position will need a vehicle
Bakersfield	00113503	New C/V Booster 116G	Existing check valve not closing
Bakersfield	00113545	BK 29-02 - Pump/motor replace	pump vibrating /noisy
Bakersfield	00113547	BK 077-02 Pump Replace	pump breaking suction...air in water

Non-Specific Carryover Projects

District	Project Number	Long Description	Details
Bakersfield	00115050	PLC components - NE WTP	Modify and update several PLC components from the NE WTP
Bakersfield	00115051	Replace hypochlorite tank - NE WTP	Replace leaking bulk hypochlorite storage tank at the NE WTP in Bakersfield
Bakersfield	00115788	SCADA radios - NW WTP	Purchase and install two new SCADA radios for communication between the NW WTP and Intake diversion site
Bakersfield	00117164	Westpark Sewer Relocations	Relocations due to City Freeway Project.
Bakersfield	00117170	BK 182-01 Non Reverse Ratchet	Since this pump was converted to water lube, the motor needed a non reverse ratchet to prevent backspin. During the initial installation/conversion in 2015, it was not installed, so we installed in July 2017.
Bakersfield	00117289	Corrosion Repair - NE WTP	Repair corrosion on filtrate piping at NE WTP in Bakersfield. If corrosion gets worse, pipe could leak and cause significant damage. Repairs will get more expensive and of greater length. Repairs also extend the life of the existing pipe.
Bakersfield	00117321	pH probes - NW WTP	install new pH probes and controller at the NW WTP to monitor pH in settled and filtered water
Bakersfield	00117343	BK 68 A pump overhaul/alignment	pump bearings damaged.
Bakersfield	00117439	BK 116 G - Horz. Pump/Couple	pump coupling damaged

ATTACHMENT F

O&M AND A&G BY UNIFORM SYSTEMS OF ACCOUNTS

O&M and A&G Expenses by USOA

G392 by USOA

101 - Bakersfield (BAK) - District

USOA	Account Description	Recorded Operating & Maintenance Expenses					
		2012	2013	2014	2015	2016	2017
I. Source of Supply Expense							
OPERATION							
701	Operation Supervision and Engineering	\$ -	\$ -	\$ -	\$ -	\$ -	\$ -
702	Operation Labor and Expenses	\$ 2,209	\$ -	\$ -	\$ 110	\$ -	\$ 121
703	Miscellaneous Expenses	\$ 1,813,495	\$ 1,687,732	\$ 1,897,308	\$ 1,647,261	\$ 1,556,834	\$ 1,709,767
704	Purchased Water	\$ 8,145,691	\$ 9,229,229	\$ 9,113,874	\$ 9,078,442	\$ 8,680,467	\$ 10,114,671
MAINTENANCE							
706	Maintenance Supervision and Engineering	\$ -	\$ -	\$ -	\$ -	\$ -	\$ -
707	Maintenance of Structures and Improvements	\$ 455	\$ 618	\$ 773	\$ 20	\$ 94	\$ 2,265
708	Maintenance of Collecting and Impounding Reservoirs	\$ -	\$ -	\$ -	\$ -	\$ -	\$ -
709	Maintenance of Lake, River and Other Intakes	\$ -	\$ -	\$ -	\$ -	\$ -	\$ -
710	Maintenance of Springs and Tunnels	\$ -	\$ -	\$ -	\$ -	\$ -	\$ -
711	Maintenance of Wells	\$ 20,513	\$ -	\$ 22,551	\$ 14,649	\$ 23,299	\$ -
712	Maintenance of Supply Mains	\$ -	\$ -	\$ 50	\$ -	\$ -	\$ -
713	Maintenance of Other Source of Supply Plant	\$ -	\$ -	\$ 1,398	\$ 385	\$ 1,825	\$ -
II. Pumping Expenses							
OPERATION							
721	Operation Supervision and Engineering	\$ 0	\$ -	\$ -	\$ -	\$ 22,381	\$ -
722	Power Production Labor and Expenses	\$ -	\$ -	\$ -	\$ 4	\$ -	\$ -
723	Fuel for Power Production	\$ 2,499	\$ 2,608	\$ 7,226	\$ 1,745	\$ 4,623	\$ 4,095
724	Pumping Labor and Expenses	\$ 36,521	\$ 27,389	\$ 28,364	\$ 23,124	\$ 13,788	\$ 13,934
725	Miscellaneous Expenses	\$ 123,434	\$ 116,118	\$ 141,185	\$ 217,815	\$ 3,405,729	\$ 209,259
726	Fuel or Power Purchased for Pumping	\$ 6,187,806	\$ 6,732,623	\$ 7,080,268	\$ 5,344,055	\$ 5,566,842	\$ 5,916,592
MAINTENANCE							
729	Maintenance Supervision and Engineering	\$ 334	\$ 790	\$ 1,612	\$ 82	\$ 593	\$ -
730	Maintenance of Structures and Improvements	\$ 34,103	\$ 45,349	\$ 27,850	\$ 31,060	\$ 31,475	\$ 43,256
731	Maintenance of Power Production Equipment	\$ -	\$ -	\$ -	\$ -	\$ -	\$ -
732	Maintenance of Pumping Equipment	\$ 217,839	\$ 371,007	\$ 244,742	\$ 284,824	\$ 221,443	\$ 240,327
733	Maintenance of Other Pumping Plant	\$ -	\$ -	\$ -	\$ -	\$ -	\$ -
III. Water Treatment Expenses							
OPERATION							
741	Operation Supervision and Engineering	\$ -	\$ -	\$ -	\$ -	\$ -	\$ -
742	Operation Labor and Expenses	\$ 44,012	\$ 197,075	\$ 145,457	\$ 249,851	\$ 231,530	\$ 498,694
743	Miscellaneous Expenses	\$ 155,912	\$ 231,158	\$ 714,445	\$ 421,155	\$ 340,682	\$ 254,976
744	Chemicals and Filtering Materials	\$ 1,002,736	\$ 849,166	\$ 790,904	\$ 567,793	\$ 758,219	\$ 816,938
MAINTENANCE							
746	Maintenance Supervision and Engineering	\$ 142	\$ 51	\$ -	\$ 1,522	\$ 743	\$ -
747	Maintenance of Structures and Improvements	\$ -	\$ -	\$ -	\$ -	\$ -	\$ -
748	Maintenance of Water Treatment Equipment	\$ 109,271	\$ 102,259	\$ 148,127	\$ 56,556	\$ 64,479	\$ 88,599

O&M and A&G Expenses by USOA

G392 by USOA

101 - Bakersfield (BAK) - District

USOA	Account Description	Recorded Operating & Maintenance Expenses					
		2012	2013	2014	2015	2016	2017
IV. Transmission and Distribution Expenses							
OPERATION							
751	Operation Supervision and Engineering	\$ (66)	\$ 563	\$ (94)	\$ -	\$ -	\$ -
752	Storage Facilities Expenses	\$ 12,722	\$ 28,939	\$ 21,909	\$ 29,650	\$ 35,905	\$ 32,013
753	Transmission and Distribution Lines Expenses	\$ 125,728	\$ 45,679	\$ 76,369	\$ 73,399	\$ 49,593	\$ 102,582
754	Meter Expenses	\$ (283)	\$ 14,757	\$ (144)	\$ 2,120	\$ 4,930	\$ 3,068
755	Customer Installations Expenses	\$ 21	\$ 46,167	\$ 22,185	\$ 21	\$ (0)	\$ 18,894
756	Miscellaneous Expenses	\$ 227,225	\$ 281,948	\$ 230,002	\$ 306,058	\$ 277,733	\$ 425,917
MAINTENANCE							
758	Maintenance Supervision and Engineering	\$ -	\$ -	\$ -	\$ -	\$ 241	\$ (259)
759	Maintenance of Structures and Improvements	\$ 185	\$ 110	\$ 81	\$ 167	\$ 306	\$ 1,663
760	Maintenance of Reservoirs and Tanks	\$ 5,825	\$ 3,558	\$ 1,935	\$ 17,357	\$ 3,305	\$ 4,990
761	Maintenance of Transmission and Distribution Mains	\$ 256,519	\$ 242,348	\$ 263,488	\$ 384,802	\$ 398,607	\$ 258,883
762	Maintenance of Fire Mains	\$ -	\$ -	\$ -	\$ -	\$ -	\$ -
763	Maintenance of Services	\$ 601,282	\$ 279,329	\$ 313,415	\$ 436,980	\$ 647,024	\$ 452,401
764	Maintenance of Meters	\$ 29,945	\$ 11,839	\$ 12,686	\$ (8,636)	\$ 18,708	\$ 20,916
765	Maintenance of Hydrants	\$ 21,592	\$ 12,838	\$ 29,054	\$ 11,409	\$ 16,658	\$ 27,215
766	Maintenance of Miscellaneous Plant	\$ 450	\$ 565	\$ 451	\$ 905	\$ 1,776	\$ -
V. Customer Account Expenses							
OPERATION							
771	Supervision	\$ (0)	\$ -	\$ -	\$ -	\$ -	\$ -
772	Meter Reading Expenses	\$ (496)	\$ 4,523	\$ 2,124	\$ 1,670	\$ 3,070	\$ 536
773	Customer Records and Collection Expenses	\$ 616,269	\$ 689,702	\$ 709,092	\$ 835,663	\$ 712,893	\$ 762,496
774	Miscellaneous Customer Accounts Expenses	\$ 557,224	\$ 1,101,230	\$ 542,585	\$ 995,164	\$ 734,782	\$ 1,051,371
775	Uncollectible Accounts	\$ 477,949	\$ 418,812	\$ 531,395	\$ 604,659	\$ 685,318	\$ 471,242
VI. Sales Expenses							
OPERATION							
781	Supervision	\$ -	\$ -	\$ -	\$ -	\$ -	\$ -
782	Demonstrating Selling Expenses	\$ -	\$ -	\$ -	\$ -	\$ -	\$ -
783	Advertising Expenses	\$ -	\$ -	\$ -	\$ -	\$ -	\$ -
784	Miscellaneous Sales Expenses	\$ -	\$ -	\$ -	\$ -	\$ -	\$ -
785	Merchandising, Jobbing and Contract Work	\$ -	\$ -	\$ -	\$ -	\$ -	\$ -
VII. Administrative and General Expenses							
OPERATION							
791	Administrative and General Salaries	\$ -	\$ 3,197	\$ -	\$ 2,381	\$ 200	\$ 66,985
792	Office Supplies and Other Expenses	\$ 212,064	\$ 94,554	\$ 110,801	\$ 155,609	\$ 139,317	\$ 125,771
793	Property Insurance	\$ 28,643	\$ -	\$ -	\$ -	\$ -	\$ -
794	Injuries and Damages	\$ 157,157	\$ 146,083	\$ 121,953	\$ 207,943	\$ 189,987	\$ 172,185
795	Employees' Pensions and Benefits	\$ 5,868,319	\$ 5,146,555	\$ 4,495,376	\$ 5,348,008	\$ 4,539,311	\$ 4,469,822

O&M and A&G Expenses by USOA

G392 by USOA

101 - Bakersfield (BAK) - District

USOA	Account Description	Recorded Operating & Maintenance Expenses					
		2012	2013	2014	2015	2016	2017
796	Franchise Requirements	\$ -	\$ -	\$ -	\$ -	\$ -	\$ 396
797	Regulatory Commission Expenses	\$ 1,778	\$ 1,624	\$ 1,412	\$ 4,030	\$ 1,837	\$ 1,500
798	Outside Services Employed	\$ 43,299	\$ 33,533	\$ 21,683	\$ 39,196	\$ 4,414	\$ (53,549)
799	Miscellaneous General Expenses	\$ 8,826,461	\$ 8,514,894	\$ 8,874,972	\$ 10,077,608	\$ 9,253,282	\$ 10,746,501
MAINTENANCE							
805	Maintenance of General Plant	\$ 92,921	\$ 84,636	\$ 89,100	\$ 79,268	\$ 69,919	\$ 68,912
VIII. Miscellaneous							
811	Rents	\$ 6,600	\$ 6,600	\$ 6,850	\$ 6,600	\$ 9,881	\$ 6,600
812	Administrative Expenses Transferred–Cr.	\$ (1,057,246)	\$ (903,189)	\$ (955,365)	\$ (1,003,190)	\$ (1,033,549)	\$ (1,063,765)
813	Duplicate Charges–Cr.	\$ -	\$ -	\$ -	\$ -	\$ -	\$ -

ATTACHMENT G

PRESENT AND PROPOSED DEPRECIATION RATES

California Water Service Company
Bakersfield

Summary of Original Cost of Utility Plant in Service
as of December 31, 2016 and Related Annual Book Depreciation Expense
Under Present and Proposed Rates

Acct. No	Description	Original Cost 12-31-16	PROPOSED RATES											Net Change Depr. Exp.
			Under Present Rates		Proposed Plant Only Rates		Proposed Gross Salvage Rates		Proposed Gross COR Rates		Total Proposed Rates			
			Rate %	Annual Accrual Amount	Rate %	Annual Accrual Amount	Rate %	Annual Accrual Amount	Rate %	Annual Accrual Amount	Rate %	Annual Accrual Amount		
(a)	(b)	(c)	(d)	(e)	(f)	(g)	(h)	(i)	(j)	(k)	(l)	(m)	(n)	
DEPRECIABLE PLANT														
Source of Supply														
311.00	Structures & Improvements	4,336.62	2.40%	104.08	1.88%	81.53	0.00%	-	0.34%	14.74	2.22%	96.27	(7.81)	
311.10	Supply Struct. & Improv. - Pavement	-	0.00%	-	0.00%	-	0.00%	-	0.00%	-	0.00%	-	-	
	Total Account 311	4,336.62	0.00%	104.08	1.88%	81.53	0.00%	-	0.34%	14.74	0.00%	96.27	(7.81)	
312.00	Collecting & Impounding Reservoirs	67,915.28	1.67%	1,134.19	1.49%	1,011.94	0.00%	-	0.53%	359.95	2.02%	1,371.89	237.70	
313.00	Lake, River & Other Intakes	-	0.00%	-	0.00%	-	0.00%	-	0.00%	-	0.00%	-	-	
315.00	Wells	4,784,831.81	4.60%	220,102.26	1.16%	55,504.05	0.00%	-	2.36%	112,922.03	3.52%	168,426.08	(51,676.18)	
316.00	Supply Mains	3,597,836.57	1.69%	60,803.44	1.62%	58,284.95	0.00%	-	0.07%	2,518.49	1.69%	60,803.44	-	
	TOTAL Source of Supply	8,454,920.28	3.34%	282,143.97	1.36%	114,882.47	0.00%	-	1.37%	115,815.21	2.73%	230,697.68	(51,446.29)	
Pumping Plant														
321.00	Pumping Structures & Improvements	7,568,797.27	4.86%	367,843.55	3.03%	229,334.56	0.00%	-	2.56%	193,761.21	5.60%	423,852.65	56,009.10	
321.10	Pumping Struct. & Improv. - Pavement	359,289.39	10.81%	38,839.18	9.08%	32,623.48	0.00%	-	0.00%	-	9.08%	32,623.48	(6,215.70)	
	Total Account 321	7,928,086.66	5.13%	406,682.73	3.30%	261,958.04	0.00%	-	2.44%	193,761.21	5.76%	456,476.13	49,793.40	
324.00	Pumping Equipment	29,914,303.40	2.86%	855,549.08	2.79%	834,609.06	0.00%	-	0.50%	149,571.52	3.29%	984,180.58	128,631.50	
325.00	Portable Boosters	31,617.93	9.04%	2,858.26	9.33%	2,949.95	0.00%	-	0.00%	-	9.33%	2,949.95	91.69	
	TOTAL Pumping Plant	37,874,007.99	3.34%	1,265,090.07	2.90%	1,099,517.05	0.00%	-	0.91%	343,332.73	3.81%	1,443,606.66	178,516.59	
Water Treatment Plant														
331.00	Water Treatment Structures & Improvements	21,642,928.75	2.23%	482,637.31	1.93%	417,708.52	0.00%	-	0.45%	97,393.18	2.37%	512,937.41	30,300.10	
331.10	Water Treatment Struct. & Improv. - Pavement	-	0.00%	-	0.00%	-	0.00%	-	0.00%	-	0.00%	-	-	
	Total Account 331	21,642,928.75	2.23%	482,637.31	1.93%	417,708.52	0.00%	-	0.45%	97,393.18	2.37%	512,937.41	30,300.10	
332.10	Water Treatment Plant - Chemical	3,457,102.91	2.80%	96,798.88	3.95%	136,555.56	0.00%	-	-0.01%	(345.71)	3.94%	136,209.85	39,410.97	
332.20	Water Treatment Plant - Filters	30,213,208.38	2.80%	845,969.83	2.10%	634,477.38	0.00%	-	0.25%	75,533.02	2.34%	706,989.08	(138,980.75)	
	Total Account 332	33,670,311.29	2.80%	942,768.71	2.29%	771,032.94	0.00%	-	0.22%	75,187.31	2.50%	843,198.93	(99,569.78)	
	TOTAL Water Treatment Plant	55,313,240.04	2.58%	1,425,406.02	2.15%	1,188,741.46	0.00%	-	0.31%	172,580.49	2.45%	1,356,136.34	(69,269.68)	
Transmission & Distribution Plant														
341.00	Trans. & Distr. Structures & Improvements	290,256.95	2.03%	5,892.22	1.97%	5,718.06	0.00%	-	0.11%	319.28	2.07%	6,008.32	116.10	
341.10	Trans. & Distr. Struct. & Improv. - Pavement	72,155.94	2.90%	2,092.52	0.71%	512.31	0.00%	-	0.00%	-	0.71%	512.31	(1,580.21)	
	Total Account 341	362,412.89	2.20%	7,984.74	1.72%	6,230.37	0.00%	-	0.09%	319.28	1.80%	6,520.63	(1,464.11)	
342.00	Reservoirs & Tanks	14,057,591.49	2.04%	286,774.87	2.06%	289,586.38	0.00%	-	1.04%	146,198.95	3.10%	435,785.34	149,010.47	
342.10	Reservoirs & Tanks - Tank Painting	6,191,043.33	9.98%	617,866.12	5.92%	366,509.77	0.00%	-	0.00%	-	5.92%	366,509.77	(251,356.35)	
	Total Reservoirs & Tanks	20,248,634.82	4.47%	904,640.99	3.24%	656,096.15	0.00%	-	0.72%	146,198.95	3.96%	802,295.11	(102,345.88)	
Transmission & Distribution Mains														
343.11	Cast Iron, 4" & Under	854,402.83	2.81%	24,008.72	1.37%	11,705.32	0.00%	-	0.67%	5,724.50	2.04%	17,429.82	(6,578.90)	
343.12	Cast Iron, 6" - 8"	7,457,228.47	2.81%	209,548.12	1.22%	90,978.19	0.00%	-	0.64%	47,726.26	1.86%	138,704.45	(70,843.67)	
343.13	Cast Iron, 10" - 16"	25,992,555.35	2.81%	730,390.81	1.13%	293,715.88	0.00%	-	0.67%	174,150.12	1.81%	470,465.25	(259,925.56)	
343.14	Cast Iron, 18" & Over	8,959,824.96	2.81%	251,771.08	1.05%	94,078.16	0.00%	-	0.66%	59,134.84	1.71%	153,213.01	(98,558.07)	
343.21	Asbestos Cement, 4" & Under	-	2.81%	-	0.00%	-	0.00%	-	0.00%	-	0.00%	-	-	
343.22	Asbestos Cement, 6" - 8"	16,767,385.21	2.81%	471,163.52	2.02%	338,701.18	0.00%	-	0.60%	100,604.31	2.61%	437,628.75	(33,534.77)	
343.23	Asbestos Cement, 10" - 16"	6,953,189.97	2.81%	195,384.64	1.79%	124,462.10	0.00%	-	0.57%	39,633.18	2.35%	163,399.96	(31,984.68)	

California Water Service Company
Bakersfield

Summary of Original Cost of Utility Plant in Service
as of December 31, 2016 and Related Annual Book Depreciation Expense
Under Present and Proposed Rates

Acct. No	Description	Original Cost 12-31-16	Under Present Rates		Proposed Plant Only Rates		Proposed Gross Salvage Rates		Proposed Gross COR Rates		Total Proposed Rates		Net Change Depr. Exp.
			Rate %	Annual Accrual Amount	Rate %	Annual Accrual Amount	Rate %	Annual Accrual Amount	Rate %	Annual Accrual Amount	Rate %	Annual Accrual Amount	
(a)	(b)	(c)	(d)	(e)	(f)	(g)	(h)	(i)	(j)	(k)	(l)	(m)	(n)
343.24	Asbestos Cement, 18" & Over	1,253,138.71	2.81%	35,213.20	1.47%	18,421.14	0.00%	-	0.58%	7,268.20	2.04%	25,564.03	(9,649.17)
343.31	Steel, 4" & Under	150,312.89	2.81%	4,223.79	3.96%	5,952.39	0.00%	-	-0.34%	(511.06)	3.62%	5,441.33	1,217.54
343.32	Steel, 6" - 8"	3,081,499.23	2.81%	86,590.13	1.79%	55,158.84	0.00%	-	0.95%	29,274.24	2.74%	84,433.08	(2,157.05)
343.33	Steel, 10" - 16"	3,255,128.03	2.81%	91,469.10	1.42%	46,222.82	0.00%	-	0.82%	26,692.05	2.24%	72,914.87	(18,554.23)
343.34	Steel, 18" & Over	2,042,196.13	2.81%	57,385.71	0.74%	15,112.25	0.00%	-	1.49%	30,428.72	2.23%	45,540.97	(11,844.74)
343.41	Concrete, 4" & Under	-	2.81%	-	0.00%	-	0.00%	-	0.00%	-	0.00%	-	-
343.43	Concrete, 10" - 16"	-	2.81%	-	0.00%	-	0.00%	-	0.00%	-	0.00%	-	-
343.44	Concrete, 18" & Over	-	2.81%	-	0.00%	-	0.00%	-	0.00%	-	0.00%	-	-
343.51	Copper, 4" & Under	25,692.95	2.81%	721.97	-7.46%	(1,916.69)	0.00%	-	9.92%	2,548.74	2.46%	632.05	(89.92)
343.81	Plastic, 4" & Under	250,134.94	2.81%	7,028.79	2.05%	5,127.77	0.00%	-	1.21%	3,026.63	3.26%	8,154.40	1,125.61
343.82	Plastic, 6" - 8"	57,672,373.82	2.81%	1,620,593.70	2.03%	1,170,749.19	0.00%	-	1.25%	720,904.67	3.28%	1,891,653.86	271,060.16
343.83	Plastic, 10" - 16"	495,242.78	2.81%	13,916.32	1.31%	6,487.68	0.00%	-	0.75%	3,714.32	2.06%	10,202.00	(3,714.32)
343.84	Plastic, 18" & Over	-	2.81%	-	0.00%	-	0.00%	-	0.00%	-	0.00%	-	-
343.90	Special Installation	17,316,742.00	2.81%	486,600.45	1.69%	292,652.94	0.00%	-	1.04%	180,094.12	2.72%	471,015.38	(15,585.07)
	Total Account 343	152,527,048.27	2.81%	4,286,010.05	1.68%	2,567,609.16	0.00%	-	0.94%	1,430,413.84	2.62%	3,996,393.21	(289,616.84)
344.00	Fire Mains	-	0.00%	-	0.00%	-	0.00%	-	0.00%	-	0.00%	-	-
	<u>Services</u>												
345.10	1" & Under	53,920,709.92	4.14%	2,232,317.39	1.38%	744,105.80	0.00%	-	2.66%	1,434,290.88	4.04%	2,178,396.68	(53,920.71)
345.20	Over 1"	10,251,676.27	4.14%	424,419.40	1.43%	146,598.97	0.00%	-	2.66%	272,694.59	4.08%	418,268.39	(6,151.01)
	Total Account 345	64,172,386.19	4.14%	2,656,736.79	1.39%	890,704.77	0.00%	-	2.66%	1,706,985.47	4.05%	2,596,665.07	(60,071.72)
	<u>Meters</u>												
346.11	Meters - 1" & Under	5,275,639.00	3.28%	173,040.96	4.07%	214,718.51	0.05%	2,637.82	0.00%	-	4.13%	217,883.89	44,842.93
346.12	Meters - Over 1"	4,913,996.69	3.28%	161,179.09	3.25%	159,704.89	-0.19%	(9,336.59)	0.00%	-	3.06%	150,368.30	(10,810.79)
346.20	Meter Boxes	1,933,605.82	3.28%	63,422.27	1.67%	32,291.22	0.00%	-	0.00%	-	1.67%	32,291.22	(31,131.05)
	Total Account 346	12,123,241.51	3.28%	397,642.32	3.35%	406,714.62	-0.06%	(6,698.77)	0.00%	-	3.30%	400,543.41	2,901.09
348.00	Hydrants	12,627,127.63	2.22%	280,322.23	1.26%	159,101.81	0.00%	-	0.86%	108,593.30	2.12%	267,695.11	(12,627.12)
349.00	Other Trans. & Distr. Plant	-	0.00%	-	0.00%	-	0.00%	-	0.00%	-	0.00%	-	-
	TOTAL Trans. & Distr. Plant	262,060,851.31	3.26%	8,533,337.12	1.79%	4,686,456.88	0.00%	(6,698.77)	1.29%	3,392,510.84	3.08%	8,070,112.54	(463,224.58)
	<u>General Plant</u>												
371.00	General Plant Structures & Improvements	3,094,465.35	3.69%	114,185.77	3.29%	101,807.91	0.00%	-	-0.01%	(309.45)	3.29%	101,807.91	(12,377.86)
371.10	General Plant Struct. & Improv. - Pavement	854,036.65	5.15%	43,982.89	3.90%	33,307.43	0.00%	-	0.00%	-	3.90%	33,307.43	(10,675.46)
	Total Account 371	3,948,502.00	4.01%	158,168.66	3.42%	135,115.34	0.00%	-	-0.01%	(309.45)	3.42%	135,115.34	(23,053.32)
372.00	Office Furniture & Equipment	476,563.68	4.42%	21,064.11	5.22%	24,876.62	0.00%	-	0.00%	-	5.22%	24,876.62	3,812.51
372.10	Electronics	255,704.69	5.58%	14,268.32	7.61%	19,459.13	0.00%	-	0.00%	-	7.61%	19,459.13	5,190.81
372.20	Computer Software	156,335.26	0.00%	-	1.56%	2,438.83	0.00%	-	0.00%	-	1.56%	2,438.83	2,438.83
	Total Account 372	888,603.63	3.98%	35,332.43	5.26%	46,774.58	0.00%	-	0.00%	-	5.26%	46,774.58	11,442.15
373.00	Transportation Equipment	3,454,772.95	5.39%	186,212.26	8.85%	305,747.41	-0.33%	(11,400.75)	0.00%	-	8.52%	294,346.66	108,134.40
374.00	Stores Equipment	75,704.97	4.28%	3,240.17	4.21%	3,187.18	0.00%	-	0.00%	-	4.21%	3,187.18	(52.99)
375.00	Laboratory Equipment	119,898.86	7.21%	8,644.71	7.81%	9,364.10	0.00%	-	0.00%	-	7.81%	9,364.10	719.39
376.00	Communication Equipment	409,724.49	2.39%	9,792.42	4.19%	17,167.46	0.00%	-	0.00%	-	4.19%	17,167.46	7,375.04
377.00	Power Operated Equipment	94,203.23	4.73%	4,455.81	4.78%	4,502.91	-0.26%	(244.93)	0.00%	-	4.52%	4,257.99	(197.82)
378.00	Tools, Shop & Garage Equipment	1,618,293.98	5.87%	94,993.86	5.67%	91,757.27	0.00%	-	0.00%	-	5.67%	91,757.27	(3,236.59)
379.00	Other Tangible Property	8,820.92	1.06%	93.50	-1.32%	(116.44)	0.00%	-	0.00%	-	-1.32%	(116.44)	(209.94)
380.00	Leased Property	-	-	-	0.00%	-	0.00%	-	0.00%	-	0.00%	-	0.00%
	TOTAL General Plant	10,618,525.03	4.72%	500,933.82	5.78%	613,499.81	-0.11%	(11,645.68)	0.00%	(309.45)	5.67%	601,854.14	100,920.32
	SUBTOTAL Depreciable Plant	374,321,544.65	3.21%	12,006,911.00	2.06%	7,703,097.67	0.00%	(18,344.45)	1.07%	4,023,929.82	3.13%	11,702,407.36	(304,503.64)

California Water Service Company
Bakersfield

Summary of Original Cost of Utility Plant in Service
as of December 31, 2016 and Related Annual Book Depreciation Expense
Under Present and Proposed Rates

Acct. No	Description	Original Cost 12-31-16	PROPOSED RATES										Net Change Depr. Exp.	
			Under Present Rates		Proposed Plant Only Rates		Proposed Gross Salvage Rates		Proposed Gross COR Rates		Total Proposed Rates			
			Rate %	Annual Accrual Amount	Rate %	Annual Accrual Amount	Rate %	Annual Accrual Amount	Rate %	Annual Accrual Amount	Rate %	Annual Accrual Amount		
(a)	(b)	(c)	(d)	(e)	(f)	(g)	(h)	(i)	(j)	(k)	(l)	(m)	(n)	
<u>Undistributed Items</u>														
390.00	Other Tangible Property	621.56												
391.00	Utility Plant Purchased	51,958.00												
	TOTAL Undistributed Items	52,579.56												
	TOTAL DEPRECIABLE PLANT	374,374,124.21												
<u>NON-DEPRECIABLE PLANT</u>														
<u>Intangible Plant</u>														
301.00	Organization	50.00												
302.00	Franchises & Consents	21,313.67												
303.00	Other Intangible Plant	1,849,382.36												
	TOTAL Intangible Plant	1,870,746.03												
<u>Land & Land Rights</u>														
306.00	Land & Land Rights	2,636,628.29												
	TOTAL Land & Land Rights	2,636,628.29												
	TOTAL NON-DEPRECIABLE PLANT	4,507,374.32												
	TOTAL UTILITY PLANT IN SERVICE	378,881,498.53												