



Dell Power Adapter PA45W16-BA

User's Guide



Notes, cautions, and warnings

 **NOTE:** A NOTE indicates important information that helps you make better use of your computer.

 **CAUTION:** A CAUTION indicates potential damage to hardware or loss of data if instructions are not followed.

 **WARNING:** A WARNING indicates a potential for property damage, personal injury, or death.

Copyright©2016 Dell Inc. All rights reserved.


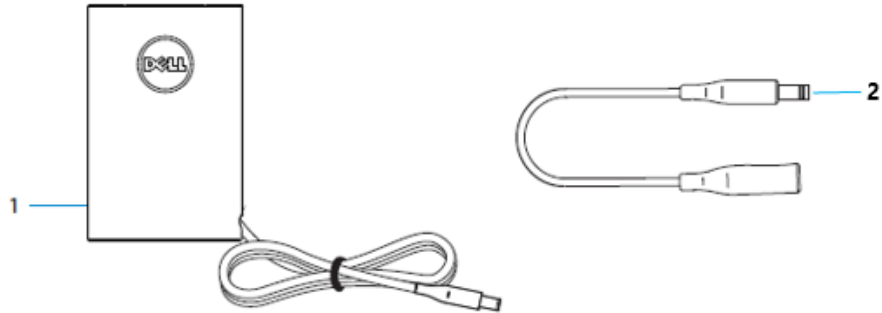
This product is protected by U.S. and international copy right and intellectual property laws. Dell™ and the DELL logo are trademarks of Dell Inc. in the United States and/or other jurisdictions. All other marks and names mentioned herein may be trademarks of their respective companies.

2016-11 Rev. A00

Contents

- What's in the box..... 4
- Features 5
- Getting started 6
- Troubleshooting..... 8
- Specifications 9
- Statutory information 10

What's in the box



1 Power adapter

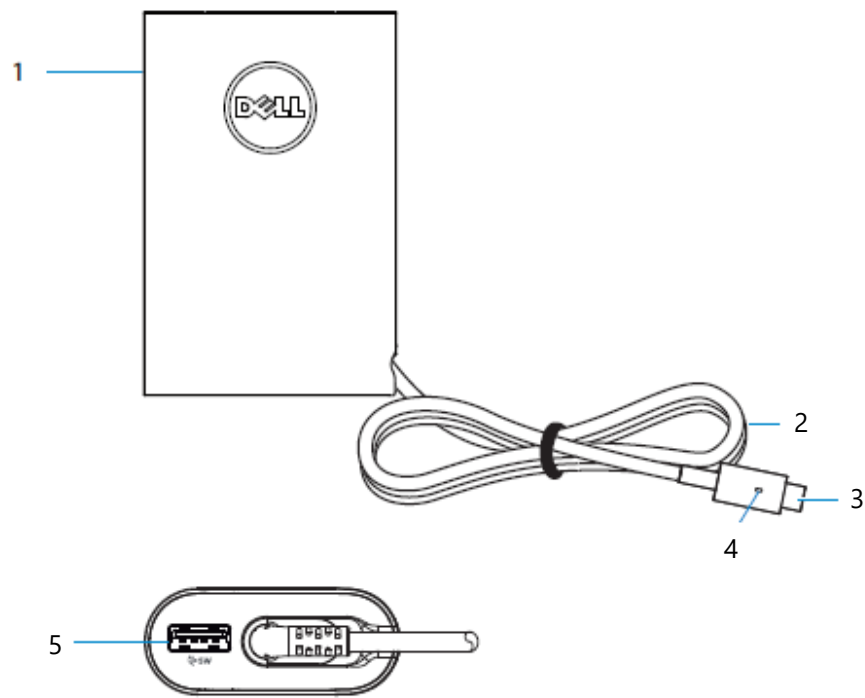
2 Barrel-charging plug

3 AC power cord

4 Documents

Features

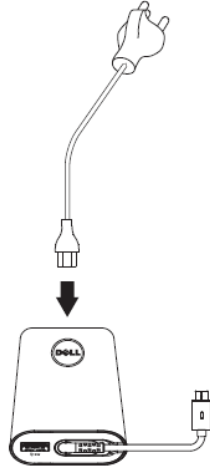
Power adapter



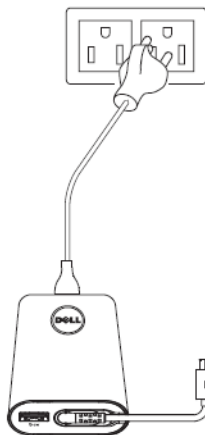
- 1 Power adapter
- 2 DC cable
- 3 Type-C charging plug
- 4 DC cable LED
- 5 USB charging port

Getting started

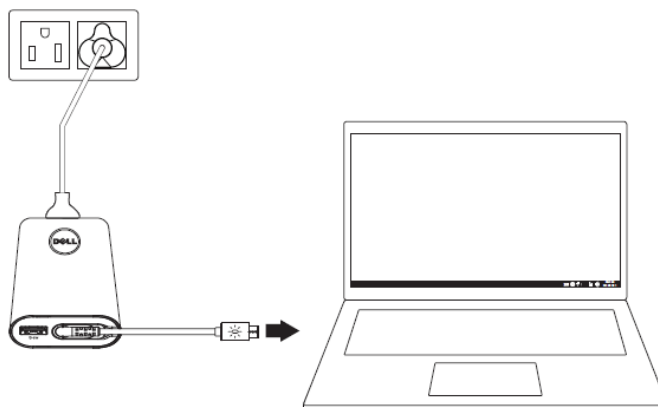
- 1 Plug the AC power cord to the power adapter.



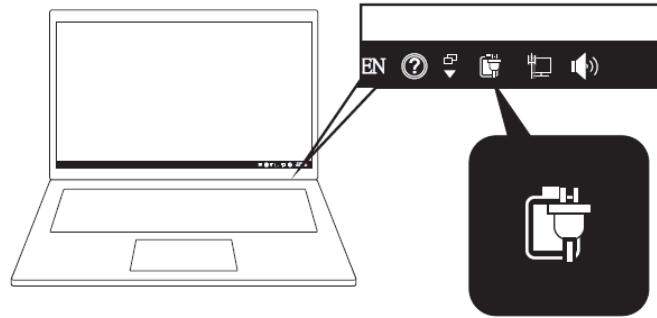
- 2 Plug the AC power cord to a wall socket.



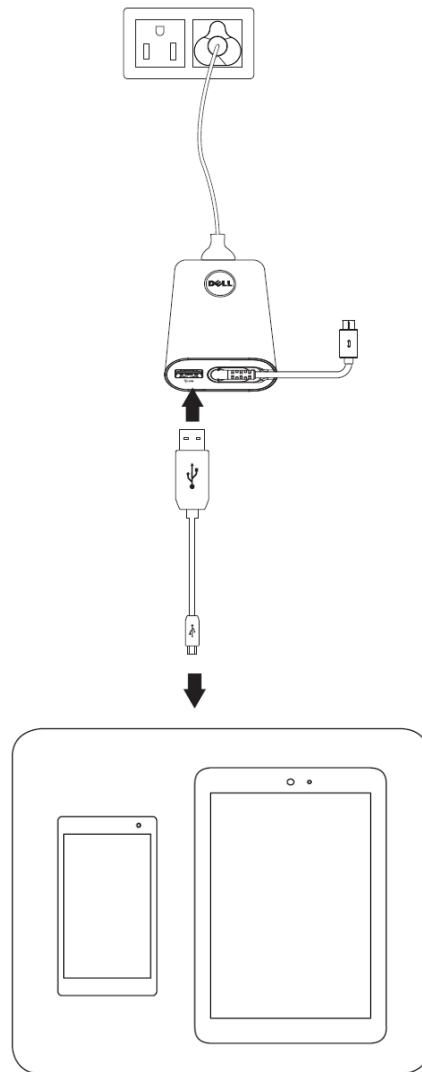
- 3 Plug the DC cable to your computer.



- 4 Windows will indicate that the computer is being charged.



- 5 This power adapter is compatible with select mobile phones and tablets. See www.dell.com for a list of supported mobile devices.



Troubleshooting

Common symptoms

The following table contains information about common symptoms you might encounter and the possible solutions.

Problems	Possible causes	Possible solutions
Adapter is not working	<ul style="list-style-type: none">• AC power cord is not connected to the wall socket.• DC cable is not connected to the computer.• Adapter is damaged.	<ul style="list-style-type: none">• Ensure the AC plug is plugged in to a wall socket.• Ensure the AC power cord is connected to the adapter and the DC plug is plugged in to the computer.• Check if the DC cable LED turns on.
Computer cannot detect the adapter	<ul style="list-style-type: none">• Ensure the computer power chargeable.• AC power cord is not connected to the wall socket.	<ul style="list-style-type: none">• Ensure that the computer is powered on.• Ensure the AC plug is plugged in to a wall socket.• Test the adapter in another computer

Specifications

General

Model number Model number PA45W16-BA (Barrel)

Rating




Barrel output: 19.5 V $\overline{\text{---}}$ 2.31 A
USB output: 5 V $\overline{\text{---}}$ 1 A
Type C+USB output: 50 W Max
Input: 100-240 V~1.3 A 50-60 Hz

Physical characteristics

Weight 190 g without packaging and AC Cable
Dimension Adapter 83.6 x 55.25 x 22.2 \pm 0.5 mm
Cable length AC Cable 914 mm
DC Cable 1527 \pm 15 mm
Washable item None (general cleaning with damp cloth)

Environmental

Operating temperature 0°C to +40°C
Operating humidity < 95% relative humidity (non-condensing)
Storage temperature -40° C to 70° C

-  **NOTE:** This power adapter is compatible with select Dell computers. See www.dell.com for a list of supported Dell computers.
-  **CAUTION:** This power adapter is compatible with select mobile phones and tablets. See www.dell.com for a list of supported mobile devices.
-  **CAUTION:** The USB A port in the power adapter is for charging mobile devices.

Statutory information

Warranty

Limited warranty and return policies

Dell-branded products carry a 1-year limited hard ware warranty. If purchased together with a Dell system, it will follow the system warranty.

For U.S. customers:

This purchase and your use of this product are subject to Dell's end user agreement, which you can find at [Dell.com/terms](https://www.dell.com/terms). This document contains an abiding arbitration clause.

For European, Middle Eastern and African customers:

Dell-branded products that are sold and used are subject to applicable national consumer legal rights, the terms of any retailer sale agreement that you have entered into (which will apply between you and the retailer) and Dell's end user contract terms. Dell may also provide an additional hard ware warranty—full details of the Dell end user contract and warranty terms can be found by going to [Dell.com](https://www.dell.com), selecting your country from the list at the bottom of the "home" Page and then clicking the "terms and conditions" link for the end user terms or the "support" link for the warranty terms.

For non-U.S. customers:

Dell-branded products that are sold and used are subject to applicable national consumer legal rights, the terms of any retailer sale agreement that you have entered into (which will apply between you and the retailer) and Dell's warranty terms. Dell may also provide an additional hardware warranty – full details of Dell's warranty terms can be found by going to [Dell.com](https://www.dell.com), Selecting your country from the list at the bottom of the "home" page and then clicking the "terms and conditions" link or the "support" link for the warranty terms.